

PPI Detailed Report

Data for November 2022



U.S. Department of Labor

U.S. Bureau of Labor Statistics

A composite image with a green tint. The background shows a large industrial machine, possibly a welding station, with bright sparks flying. In the foreground, a man and a woman are sitting at a desk, looking at a laptop and some papers. The overall scene suggests a connection between industry and data analysis.

**Mining • Manufacturing • Services
Agriculture • Utilities • Construction**

PPI Detailed Report

Data for November 2022

Editors

Joseph Kowal
Gabriel Vera
Timothy Schermerhorn
Nachelle Jackson

Vol. 26, No. 11

Contents

	<i>Page</i>
Producer Price Indexes, November 2022	1
Recalculated Seasonal Adjustment Factors and Relative Importance Figures to be Available on February 14, 2023	6
PPI Weights to be Updated to Reflect 2017 Census Shipment Values	7
Charts	
Final demand	8
Processed goods for intermediate demand	9
Unprocessed goods for intermediate demand	10
Services for intermediate demand	11
Tables	
Producer Price Indexes	
1. Final demand – intermediate demand weights and percent changes, seasonally adjusted	12
2. Selected commodity groupings percent changes by final demand – intermediate demand category	18
3. Final demand – intermediate demand indexes, seasonally adjusted	28
4. Final demand – intermediate demand weights and percent changes, not seasonally adjusted	34
5. Final demand – intermediate demand indexes, not seasonally adjusted	40
6. Selected commodity and service groupings percent changes, not seasonally adjusted	46
7. Commodity and service groupings and individual items, percent changes, not seasonally adjusted	48
8. Commodity and service groupings and individual items, indexes and percent changes, seasonally adjusted	109
9. Commodity and service groupings and individual items indexes, not seasonally adjusted	133
10. Net output of selected industries and industry groups, indexes and percent changes.....	190
11. Net output of selected industries and their products indexes	192
12. Net output of selected industries and their products, percent changes	264
13. Special commodity groupings	339
14. Net inputs to industries, excluding capital investment, labor, and imports	341
Technical note	346

Producer Price Index Release Dates

The following is the schedule of release dates for Producer Price Index data for the remainder of 2022 and 2023. News releases are issued at 8:30 a.m. eastern time on each release date.

Reference Month	Release Date
November 2022	Dec. 9, 2022
December 2022	Jan. 18, 2023
January 2023	Feb. 16, 2023
February 2023	Mar. 15, 2023
March 2023	Apr. 13, 2023
April 2023	May 11, 2023
May 2023	Jun. 14, 2023
June 2023	Jul. 13, 2023
July 2023	Aug. 11, 2023
August 2023	Sep. 14, 2023
September 2023	Oct. 11, 2023
October 2023	Nov. 15, 2023
November 2023	Dec. 13, 2023

Producer Price Indexes – November 2022

The Producer Price Index for final demand advanced 0.3 percent in November, seasonally adjusted. Final demand prices also rose 0.3 percent in both October and September. (See table A.) On an unadjusted basis, the index for final demand moved up 7.4 percent for the 12 months ended in November.

In November, most of the increase in the index for final demand is attributable to a 0.4-percent advance in prices for final demand services. The index for final demand goods inched up 0.1 percent.

Prices for final demand less foods, energy, and trade services moved up 0.3 percent in November after rising 0.2 percent in October. For the 12 months ended in November, the index for final demand less foods, energy, and trade services increased 4.9 percent.

Final Demand

Final demand services: The index for final demand services advanced 0.4 percent in November after edging up 0.1 percent in October. Leading the November increase, prices for final demand services less trade, transportation, and warehousing climbed 0.4 percent. Margins for final demand trade services rose 0.7 percent. (Trade indexes measure changes in margins received by wholesalers and retailers.) In contrast, prices for final demand transportation and warehousing services declined 0.9 percent.

Product detail: About one-third of the November rise in the index for final demand services can be traced to prices for securities brokerage, dealing, investment advice, and related services, which jumped 11.3 percent. The indexes for machinery and vehicle wholesaling, loan services (partial), fuels and lubricants retailing, portfolio management, and long-distance motor carrying also moved higher. Conversely, prices for transportation of passengers (partial) fell 5.6 percent. The indexes for automobile and automobile parts retailing and for traveler accommodation services also decreased. (See table 2.)

Final demand goods: The index for final demand goods inched up 0.1 percent in November following a 0.6-percent rise in October. A 3.3-percent increase in prices for final demand foods was a major factor in the November advance. The index for final demand goods less foods and energy moved up 0.3 percent. In contrast, prices for final demand energy decreased 3.3 percent.

Product detail: The November advance in prices for final demand goods was led by a 38.1-percent jump in the index for

fresh and dry vegetables. Prices for chicken eggs; meats; canned, cooked, smoked, or prepared poultry; and tobacco products also moved higher. Conversely, the gasoline index fell 6.0 percent. Prices for diesel fuel, residential natural gas, and primary basic organic chemicals also declined.

Intermediate Demand by Commodity Type

Within intermediate demand in November, prices for processed goods fell 0.9 percent, the index for unprocessed goods declined 3.2 percent, and prices for services increased 0.6 percent. (See tables B and C.)

Processed goods for intermediate demand: Prices for processed goods for intermediate demand moved down 0.9 percent in November, the fifth consecutive decline. Leading the November decrease, the index for processed energy goods fell 3.7 percent. Prices for processed materials less foods and energy declined 0.2 percent. In contrast, the index for processed foods and feeds advanced 0.7 percent. For the 12 months ended in November, prices for processed goods for intermediate demand rose 7.7 percent.

Product detail: Over one-third of the November decline in the index for processed goods for intermediate demand can be attributed to prices for diesel fuel, which fell 4.5 percent. The indexes for gasoline, steel mill products, utility natural gas, primary basic organic chemicals, and industrial electric power also moved lower. Conversely, prices for meats rose 2.3 percent. The indexes for primary nonferrous metals and for inedible fats and oils also moved higher.

Unprocessed goods for intermediate demand: The index for unprocessed goods for intermediate demand fell 3.2 percent, the third consecutive decrease. Leading the November decline, prices for unprocessed energy materials moved down 7.8 percent. The index for unprocessed nonfood materials less energy fell 0.7 percent. In contrast, prices for unprocessed foodstuffs and feedstuffs advanced 1.1 percent. For the 12 months ended in November, the index for unprocessed goods for intermediate demand rose 3.0 percent.

Product detail: Leading the decrease in prices for unprocessed goods for intermediate demand, the index for natural gas dropped 15.8 percent. Prices for crude petroleum, corn, hay and hayseeds, citrus fruits, and carbon steel scrap also declined. Conversely, the index for fresh vegetables (except potatoes) jumped 43.1 percent. Prices for raw milk and for nonferrous metal ores also advanced.

Chart 1. One-month percent changes in selected PPI final demand price indexes, seasonally adjusted

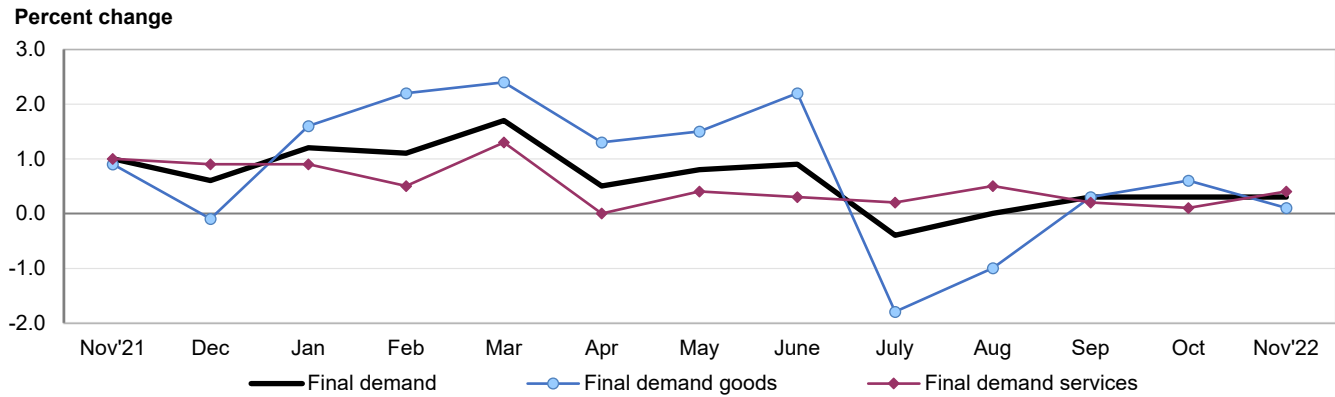


Chart 2. Twelve-month percent changes in selected PPI final demand price indexes, not seasonally adjusted

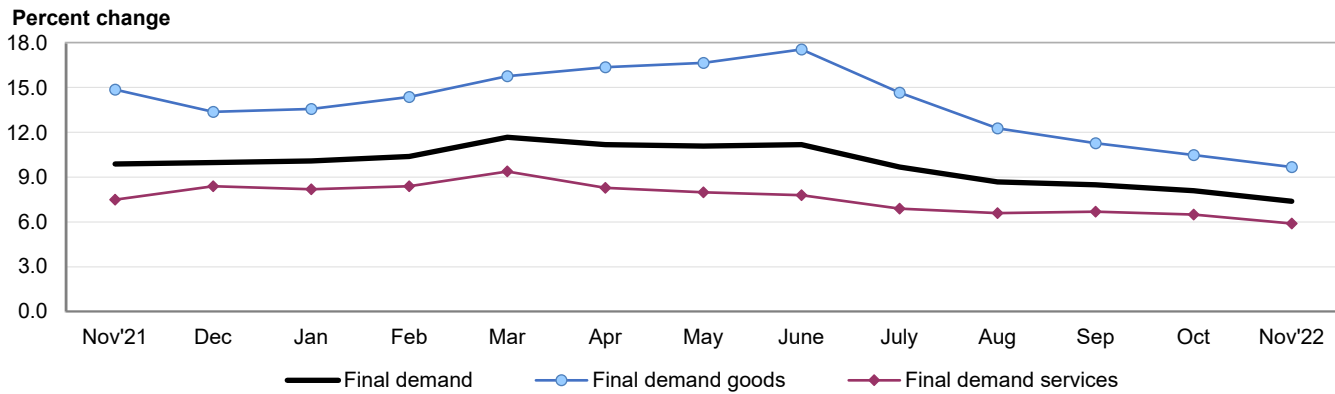


Table A. Monthly and 12-month percent changes in selected final demand price indexes, seasonally adjusted

Month	Total final demand	Final demand less foods, energy, and trade	Final demand goods				Final demand services				Change in final demand from 12 months ago (unadj.)	Change in final demand less foods, energy, and trade from 12 mo. ago (unadj.)
			Total	Foods	Energy	Less foods and energy	Total	Trade	Transportation and warehousing	Other		
2021												
Nov...	1.0	0.8	0.9	1.3	0.9	0.8	1.0	1.3	2.8	0.6	9.9	7.0
Dec...	0.6	0.4	-0.1	-0.2	-1.4	0.4	0.9	1.9	1.6	0.3	10.0	7.0
2022												
Jan...	1.2	0.8	1.6	1.8	4.1	0.8	0.9	1.3	0.0	0.8	10.1	6.9
Feb...	1.1	0.2	2.2	1.9	7.2	0.8	0.5	1.7	2.0	-0.3	10.4	6.7
Mar...	1.7	1.0	2.4	2.4	6.6	1.1	1.3	2.3	5.6	0.4	11.7	7.1
Apr....	0.5	0.4	1.3	1.5	1.5	1.1	0.0	0.1	2.1	-0.2	11.2	6.8
May...	0.8	0.5	1.5	0.4	4.8	0.7	0.4	0.6	2.5	0.1	11.1	6.8
June...	0.9	0.3	2.2	-0.1	8.9	0.5	0.3	0.3	0.8	0.2	11.2	6.4
July ¹ ...	-0.4	0.2	-1.8	1.2	-9.1	0.1	0.2	0.7	-0.5	0.0	9.7	5.8
Aug. ¹ ..	0.0	0.2	-1.0	-0.1	-5.4	0.2	0.5	1.1	-1.1	0.3	8.7	5.6
Sept. ¹ ..	0.3	0.3	0.3	1.5	0.3	0.0	0.2	-0.3	-0.3	0.6	8.5	5.6
Oct. ¹ ...	0.3	0.2	0.6	0.8	2.3	0.0	0.1	-0.1	0.4	0.2	8.1	5.4
Nov....	0.3	0.3	0.1	3.3	-3.3	0.3	0.4	0.7	-0.9	0.4	7.4	4.9

¹ Some of the figures shown above and elsewhere in this release may differ from those previously reported because data for July 2022 through October 2022 have been revised to reflect the availability of late reports and corrections by respondents.

Table B. Monthly and 12-month percent changes in selected intermediate demand price indexes for goods by commodity type, seasonally adjusted

Month	Processed goods for intermediate demand					Unprocessed goods for intermediate demand				
	Total	Foods and feeds	Energy goods	Less foods and energy	Total, change from 12 months ago (unadj.)	Total	Food-stuffs and feed-stuffs	Energy materials	Nonfood materials less energy	Total, change from 12 months ago (unadj.)
2021										
Nov.....	1.5	0.1	2.5	1.4	26.6	2.3	1.3	2.3	3.4	49.6
Dec.....	-0.1	0.1	-2.7	0.6	24.4	-4.8	3.8	-12.1	-1.8	40.0
2022										
Jan.....	2.2	2.6	4.7	1.5	24.8	3.1	2.9	4.2	1.1	36.4
Feb.....	1.5	2.1	5.8	0.4	23.3	9.8	5.4	18.2	1.5	33.5
Mar.....	2.3	2.1	7.3	0.9	22.1	2.9	7.7	-4.3	9.7	43.3
Apr.....	2.0	3.2	4.4	1.2	22.0	5.5	4.2	9.3	1.3	50.1
May.....	2.3	1.1	4.5	1.8	21.6	5.4	0.2	14.6	-4.2	46.4
June.....	2.0	0.0	8.8	0.1	21.9	4.8	-0.4	11.1	-2.0	50.3
July ¹	-2.3	0.3	-8.8	-0.4	17.2	-9.3	-1.9	-14.3	-7.2	32.5
Aug. ¹	-1.4	-0.1	-4.4	-0.6	14.4	4.6	-1.6	10.9	0.4	36.9
Sept. ¹	-0.1	-0.1	2.0	-0.7	13.0	-3.1	1.1	-6.8	0.0	29.0
Oct. ¹	-0.1	-0.1	1.8	-0.7	10.3	-10.5	-1.5	-18.9	-5.2	8.6
Nov.....	-0.9	0.7	-3.7	-0.2	7.7	-3.2	1.1	-7.8	-0.7	3.0

¹ Some of the figures shown above and elsewhere in this release may differ from those previously reported because data for July 2022 through October 2022 have been revised to reflect the availability of late reports and corrections by respondents.

Services for intermediate demand: The index for services for intermediate demand increased 0.6 percent in November, the fifth consecutive rise. Leading the November advance, prices for services less trade, transportation, and warehousing for intermediate demand moved up 1.1 percent. The index for trade services for intermediate demand climbed 0.5 percent. In contrast, prices for transportation and warehousing services for intermediate demand fell 1.3 percent. For the 12 months ended in November, the index for services for intermediate demand increased 6.7 percent, the largest 12-month advance since rising 7.9 percent in May.

Product detail: Nearly 60 percent of the November rise in the index for services for intermediate demand can be traced to an 11.3-percent increase in prices for securities brokerage, dealing, investment advice, and related services. The indexes for loan services (partial), portfolio management, fuels and lubricants retailing, cable network advertising time sales, and long-distance motor carrying also advanced. Conversely, prices for arrangement of freight and cargo transportation dropped 15.2 percent. The indexes for broadcast and network television advertising time sales and for metals, minerals, and ores wholesaling also decreased.

Table C. Monthly and 12-month percent changes in selected intermediate demand price indexes for services by commodity type, seasonally adjusted

Month	Services for intermediate demand				Total, change from 12 months ago (unadj.)
	Total	Trade	Transportation and warehousing	Other	
2021					
Nov.....	0.6	-0.6	1.0	0.9	8.1
Dec.....	0.8	1.5	1.6	0.5	8.3
2022					
Jan.....	0.8	1.4	0.6	0.6	7.9
Feb.....	0.2	1.4	0.4	-0.2	7.8
Mar.....	1.3	4.4	2.1	0.0	8.4
Apr.....	0.9	1.0	1.7	0.6	8.0
May.....	0.5	0.6	0.6	0.4	7.9
June.....	-0.3	-0.7	0.1	-0.3	6.3
July ¹	0.3	0.0	1.0	0.2	5.9
Aug. ¹	0.6	-0.9	-0.3	1.4	6.1
Sept. ¹	0.4	-0.2	-0.8	0.9	6.2
Oct. ¹	0.4	-0.1	0.6	0.5	6.6
Nov.....	0.6	0.5	-1.3	1.1	6.7

¹ Some of the figures shown above and elsewhere in this release may differ from those previously reported because data for July 2022 through October 2022 have been revised to reflect the availability of late reports and corrections by respondents.

Intermediate Demand by Production Flow

Stage 4 intermediate demand: Prices for stage 4 intermediate demand advanced 0.2 percent in November following no change in the previous month. In November, the index for total services inputs to stage 4 intermediate demand increased 0.8 percent. In contrast, prices for total goods inputs declined 0.3 percent. (See table D.) Increases in the indexes for securities brokerage, dealing, investment advice, and related services; loan services (partial); portfolio management; meats; food and alcohol wholesaling; and canned, cooked, smoked, or prepared poultry outweighed declines in prices for electric power, gasoline, and gross rents for retail properties. For the 12 months ended in November, the index for stage 4 intermediate demand rose 6.9 percent.

Stage 3 intermediate demand: The index for stage 3 intermediate demand declined 0.4 percent in November after edging down 0.1 percent in October. In November, prices for total goods inputs to stage 3 intermediate demand fell 0.9 percent. Conversely, the index for total services inputs rose 0.2 percent. Decreases in prices for diesel fuel, arrangement of freight and cargo transportation, steel mill products, primary basic organic chemicals, corn, and thermoplastic resins and materials outweighed advances in the indexes for loan services (partial), raw milk, and cable network advertising time sales. For the 12 months ended in November, prices for stage 3 intermediate demand rose 8.4 percent.

Stage 2 intermediate demand: The index for stage 2 intermediate demand declined 1.4 percent in November, the third consecutive decrease. In November, prices for total goods inputs to stage 2 intermediate demand fell 3.4 percent. In contrast, the index for total services inputs advanced 0.6 percent. Decreases in prices for natural gas, crude petroleum, arrangement of freight and cargo transportation, broadcast and network television advertising time sales, primary basic organic chemicals, and transportation of passengers (partial) outweighed increases in the indexes for loan services (partial); securities brokerage, dealing, investment advice, and related services; and oilseeds. For the 12 months ended in November, prices for stage 2 intermediate demand rose 3.8 percent.

Stage 1 intermediate demand: The index for stage 1 intermediate demand declined 0.3 percent in November following a 0.1-percent rise in October. In November, prices for total goods inputs to stage 1 intermediate demand fell 1.2 percent. Conversely, the index for total services inputs advanced 0.7 percent. Decreases in prices for diesel fuel, utility natural gas, steel mill products, transportation of passengers (partial), primary basic organic chemicals, and gasoline outweighed increases in the indexes for securities brokerage, dealing, investment advice, and related services; fuels and lubricants retailing; and inedible fats and oils. For the 12 months ended in November, prices for stage 1 intermediate demand moved up 7.6 percent.

Table D. Monthly percent changes in selected intermediate demand price indexes by production flow, seasonally adjusted

Month	Stage 4 intermediate demand			Stage 3 intermediate demand			Stage 2 intermediate demand			Stage 1 intermediate demand		
	Total	Goods inputs	Ser-vices inputs	Total	Goods inputs	Ser-vices inputs	Total	Goods inputs	Ser-vices inputs	Total	Goods inputs	Ser-vices inputs
2021												
Nov.....	1.1	1.5	0.7	0.8	1.2	0.4	1.2	1.7	0.7	1.3	2.0	0.5
Dec.....	0.7	0.5	0.8	0.8	0.7	0.9	-2.2	-5.6	1.2	0.4	0.0	0.8
2022												
Jan.....	1.5	2.1	1.0	1.6	2.6	0.7	1.4	2.7	0.1	1.4	1.8	1.0
Feb.....	0.6	1.2	0.0	1.4	2.6	0.1	4.3	8.4	0.3	1.0	1.6	0.2
Mar.....	1.2	1.6	0.8	3.1	4.5	1.6	0.8	0.3	1.3	2.8	3.3	2.2
Apr.....	1.0	1.2	0.7	2.5	3.7	1.3	2.8	4.7	0.7	1.7	2.4	0.9
May.....	0.9	1.4	0.4	1.7	2.6	0.6	3.6	6.8	0.3	1.5	2.3	0.7
June.....	0.4	1.1	-0.3	0.5	1.4	-0.5	2.9	5.4	0.0	1.0	2.4	-0.6
July ¹	-0.4	-0.9	0.0	-1.4	-3.0	0.4	-4.2	-8.4	1.0	-1.9	-3.2	-0.5
Aug. ¹	0.3	0.0	0.7	-1.6	-3.1	0.1	3.1	4.7	1.4	-0.5	-1.4	0.5
Sept. ¹	0.4	0.1	0.6	0.0	-0.1	0.0	-1.8	-3.9	0.5	0.3	0.4	0.2
Oct. ¹	0.0	-0.2	0.2	-0.1	-0.7	0.5	-4.9	-10.2	0.7	0.1	-0.1	0.4
Nov.....	0.2	-0.3	0.8	-0.4	-0.9	0.2	-1.4	-3.4	0.6	-0.3	-1.2	0.7

¹ Some of the figures shown above and elsewhere in this release may differ from those previously reported because data for July 2022 through October 2022 have been revised to reflect the availability of late reports and corrections by respondents.

Recalculated Seasonal Adjustment Factors and Relative Importance Figures to be Available on February 14, 2023

Each year with the release of PPI data for January, seasonal adjustment factors and relative importance figures are recalculated to reflect price movements from the just-completed calendar year. The following information relating to the seasonal-factor update will be available on February 14, 2023 (2 workdays prior to the release of PPI data for January 2023 on February 16, 2023):

- Direct seasonal factors for PPI commodity indexes for the year 2023,
- Recalculated seasonal factors for the last 5 years (2018-2022) for PPI commodity indexes,
- Recalculated seasonal factors for the last 5 years (2018-2022) for PPI Final Demand-Intermediate Demand indexes,
- Recalculated seasonal index data for the last 5 years (2018-2022) for Final Demand-Intermediate Demand and commodity indexes. This revision to seasonally adjusted indexes for the previous 5 years will be posted to the PPI database on the BLS website.

In addition, the following relative importance tables, which include values for December 2022, will be available on February 14, 2023:

- Final demand by individual commodities
- Final demand by component series
- Individual commodities of intermediate demand by commodity type
- Component series of intermediate demand by commodity type
- Individual commodities of intermediate demand by production flow
- Component series of intermediate demand by production flow
- Commodities, all levels
- Wherever-provided services and construction

This information will be available on the PPI website at www.bls.gov/ppi or by contacting the PPI Section of Index Analysis and Public Information at ppi-info@bls.gov or (202) 691-7705.

PPI Weights to be Updated to Reflect 2017 Census Shipment Values

With the release of January 2023 Producer Price Index (PPI) data on February 16, 2023, the Bureau of Labor Statistics will update PPI value weights to more accurately reflect recent production and marketing patterns. The updated weights will be constructed using 2017 value of shipments data from the Census of Manufactures, the Census of Mining, the Census of Services, and the Census of Agriculture. These data were collected in accordance with the North American Product Classification System (NAPCS). From January 2018 through December 2022, PPI weights have been based on 2012 North American Industry Classification System (NAICS) shipment values.

All PPIs will be affected by this weight update, including all industry net output indexes, as well as indexes for traditional commodity groupings. In addition, weights will be updated from the 2012 to the 2017 Economic Census for all Final Demand-Intermediate Demand (FD-ID) indexes, special commodity-grouping indexes, and inputs to industry indexes. This weight revision will not result in changes to the reference base for indexes, the dates when PPIs are set to 100.

It is important to note that the basic structures of the PPI commodity and FD-ID classification systems will not

change as a result of the weight revision. However, PPIs classified according to the NAICS will be updated to reflect 2022 NAICS definitions established by the U.S. Census Bureau. The weight update also will result in shifting relative importance values. These shifts will impact aggregate indexes in a manner commensurate with the relative gains and losses in value weights from 2012 to 2017.

In addition, PPI sample updates normally occurring with the release of October 2022 and February 2023 data will be combined and released in conjunction with the release of January 2023 PPI data in February 2023.

Commodity and FD-ID relative importance figures for December 2022 will be released on February 14, 2023, two business days prior to the release of January 2023 PPI data. This information will be available on the PPI website at www.bls.gov/ppi/tables/. Following the January 2023 PPI data release, a concordance between Census product codes and PPI commodity codes will be available upon request by contacting the PPI Section of Index Analysis and Public Information at ppi-info@bls.gov or (202) 691-7705.

Chart 1. The Final Demand Index and its component indexes, January 2018 through November 2022, 12-month percentage changes

Percent change

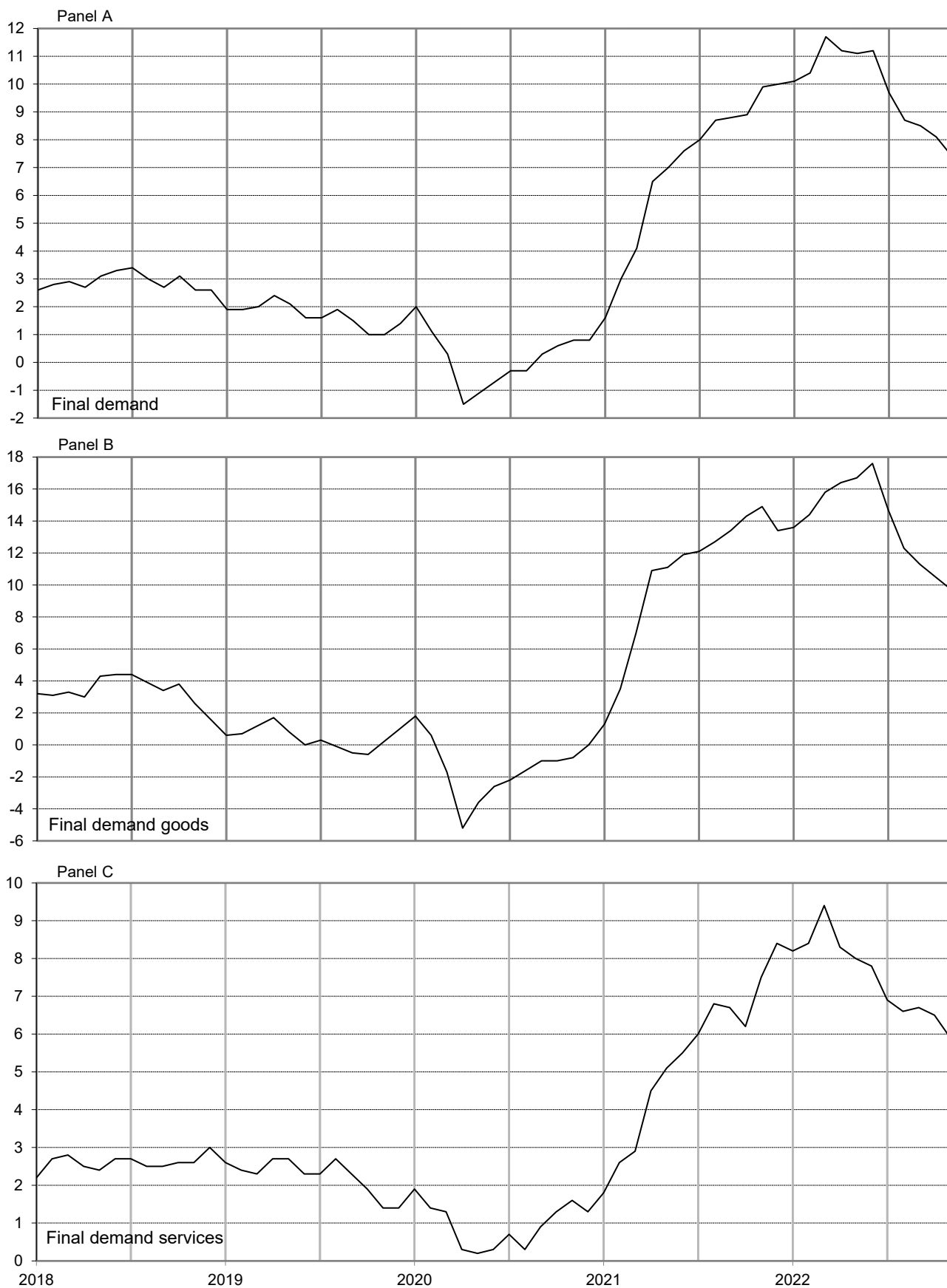


Chart 2. The Processed Goods for Intermediate Demand Index and its component indexes, January 2018 through November 2022, 12-month percentage changes

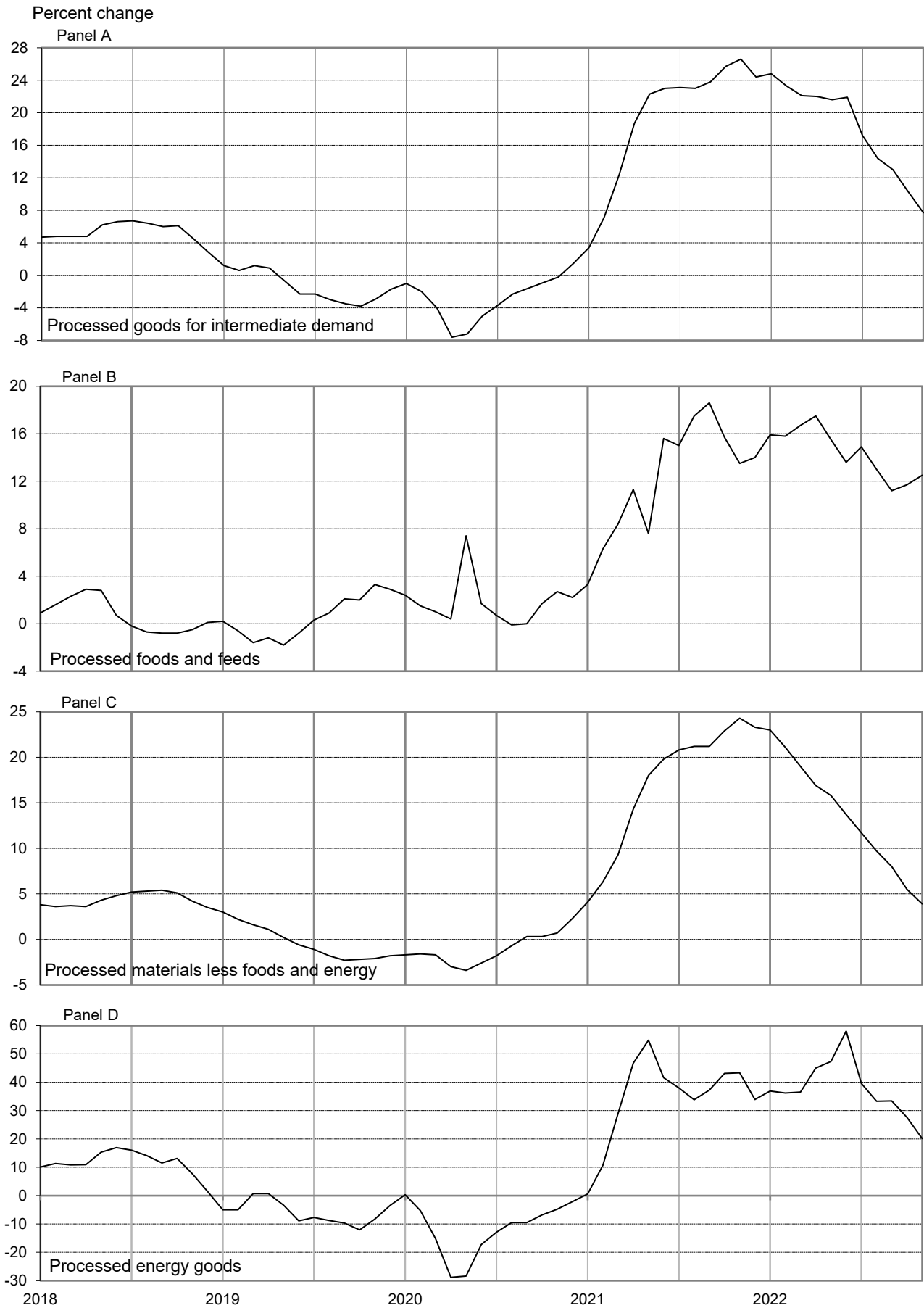


Chart 3. The Unprocessed Goods for Intermediate Demand Index and its component indexes, January 2018 through November 2022, 12-month percentage changes

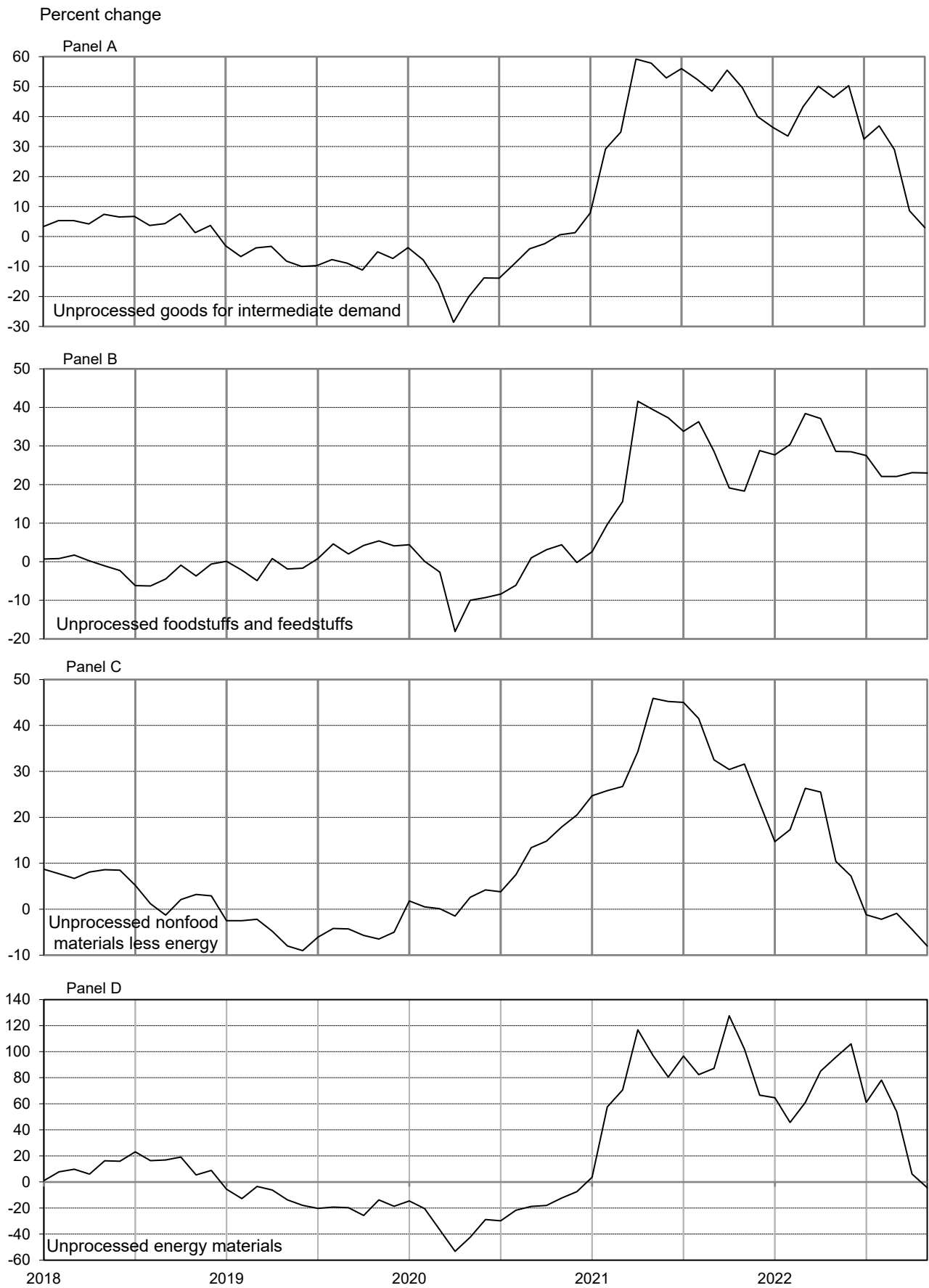
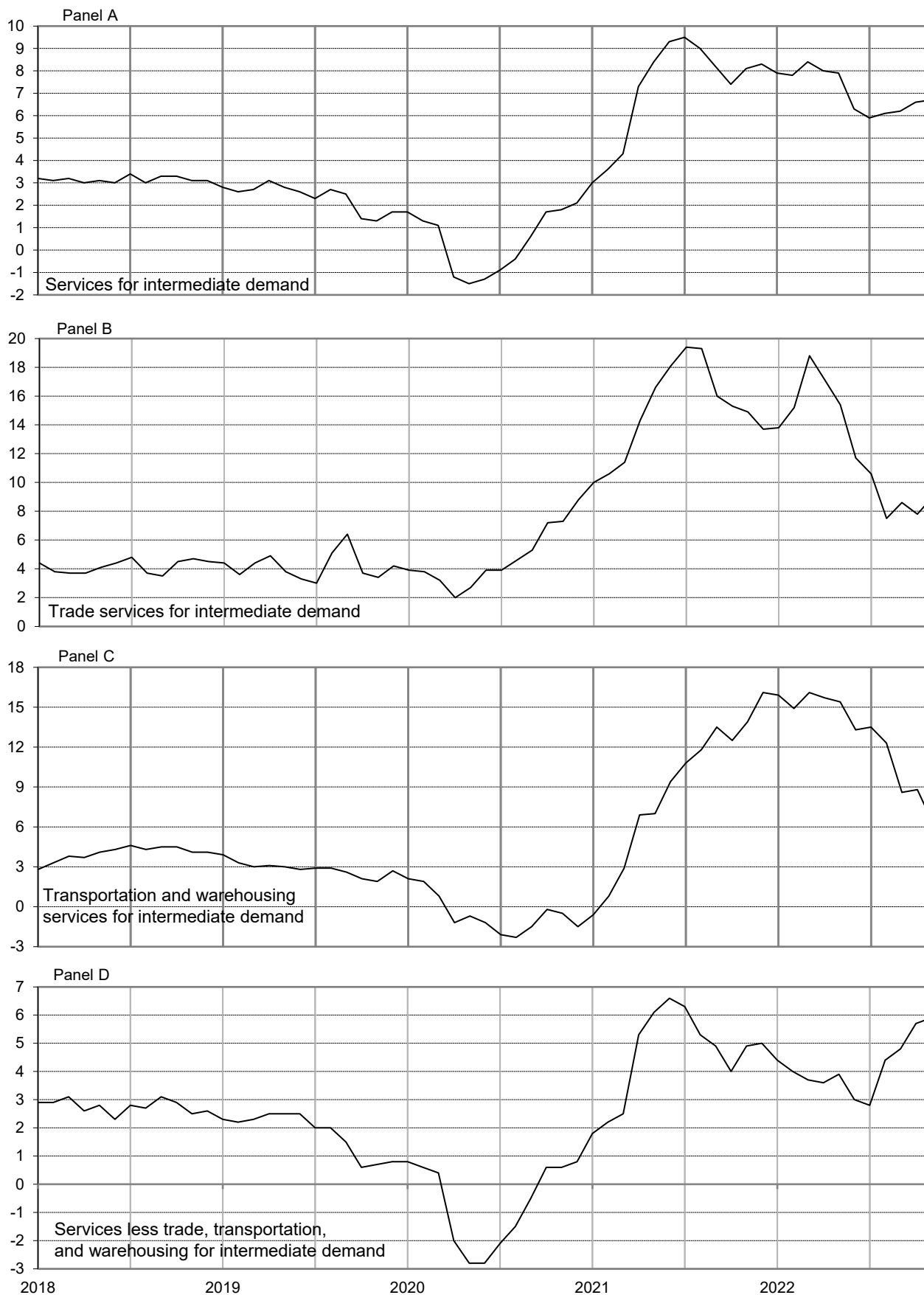


Chart 4. The Services for Intermediate Demand Index and its component indexes, January 2018 through November 2022, 12-month percentage changes

Percent change



Source: U.S. Bureau of Labor Statistics, Producer Price Index Program

Table 1. Producer price index percentage changes and weights for Final Demand-Intermediate Demand groupings, seasonally adjusted
[November 2022]

Grouping	Commodity code		Relative Importance Dec. 2021 ¹	Unadjusted 12-month percent change ² Nov. 2021 to Nov. 2022 ^P	Seasonally adjusted 1-month percent change ²				
	Group code	Item code			June to July	July to Aug. ^P	Aug. to Sept. ^P	Sept. to Oct. ^P	Oct. to Nov. ^P
Final Demand									
Final demand.....	FD	4	100.000	7.4	-0.4	0.0	0.3	0.3	0.3
Final demand goods.....	FD	41	33.128	9.7	-1.8	-1.0	0.3	0.6	0.1
Final demand foods.....	FD	411	5.743	15.5	1.2	-0.1	1.5	0.8	3.3
Finished consumer foods ³	FD	4111	4.425	16.3	2.2	-0.4	1.4	1.4	3.7
Finished consumer foods, crude.....	FD	41113	0.460	61.7	13.7	-7.3	11.5	15.6	21.1
Finished consumer foods, processed.....	FD	41112	3.965	10.8	1.0	0.5	0.3	-0.4	1.2
Government purchased foods.....	FD	4112	0.407	10.2	1.4	0.0	0.3	0.2	1.1
Foods for export.....	FD	4113	0.911	14.1	-3.6	1.3	2.7	-1.9	2.4
Final demand energy.....	FD	412	5.972	16.2	-9.1	-5.4	0.3	2.3	-3.3
Finished consumer energy goods ³	FD	4121	4.773	11.8	-9.4	-5.0	-0.2	2.7	-3.4
Government purchased energy.....	FD	4122	0.834	32.7	-8.3	-6.6	2.8	2.4	-3.1
Energy for export.....	FD	4123	0.365	35.4	-7.4	-6.8	0.9	-1.0	-2.7
Final demand goods less foods and energy.....	FD	413	21.412	6.2	0.1	0.2	0.0	0.0	0.3
Finished goods less foods and energy ³	FD	4131	12.084	8.1	0.6	0.5	0.3	0.2	0.5
Finished consumer goods less foods and energy.....	FD	41311	6.448	7.7	0.6	0.5	0.3	0.2	0.6
Nondurable consumer goods less foods and energy.....	FD	413111	4.061	8.3	0.6	0.7	0.3	0.3	0.8
Durable consumer goods.....	FD	413112	2.387	6.6	0.5	0.3	0.1	-0.1	0.3
Private capital equipment.....	FD	41312	5.636	8.5	0.6	0.5	0.3	0.3	0.4
Private capital equipment for manufacturing industries.....	FD	413121	1.256	10.6	0.7	0.5	0.4	0.3	0.5
Private capital equipment for nonmanufacturing industries.....	FD	413122	4.380	7.9	0.5	0.5	0.3	0.4	0.4
Government purchased goods, excluding foods and energy.....	FD	4132	2.255	7.3	0.5	0.1	0.0	0.0	0.2
Government purchased goods excluding foods, energy, and capital equipment.....	FD	41321	1.338	9.1	0.6	0.0	0.0	0.0	0.1
Government purchased capital equipment.....	FD	41322	0.917	4.6	0.3	0.2	-0.1	0.1	0.2
Goods for export, excluding foods and energy.....	FD	4133	7.073	2.7	-0.7	-0.3	-0.4	-0.5	0.0
Final demand services.....	FD	42	65.132	5.9	0.2	0.5	0.2	0.1	0.4
Final demand trade services ⁴	FD	423	20.434	10.8	0.7	1.1	-0.3	-0.1	0.7
Trade of finished goods ³	FD	4231	17.549	10.7	0.7	1.4	-0.4	-0.1	0.7
Trade of personal consumption goods.....	FD	42311	14.295	10.4	0.7	1.6	-0.6	0.1	0.5
Trade of private capital equipment.....	FD	42312	3.254	12.3	0.7	0.1	0.4	-1.0	1.4
Trade of government purchased goods.....	FD	4232	0.761	13.4	1.1	-0.1	0.6	-0.2	1.2
Trade of government purchased goods, excluding capital equipment.....	FD	42321	0.474	12.1	1.0	-0.4	0.4	0.0	0.5
Trade of government purchased capital equipment.....	FD	42322	0.287	15.6	1.4	0.3	0.8	-0.5	2.5
Trade of exports.....	FD	4233	2.124	10.8	0.9	-0.3	0.4	-0.4	0.9
Final demand transportation and warehousing services.....	FD	422	4.396	12.7	-0.5	-1.1	-0.3	0.4	-0.9
Transportation of passengers for final demand.....	FD	4221	1.113	18.0	-2.9	0.7	-0.3	2.9	-5.6
Transportation of private passengers.....	FD	42211	0.752	18.0	-2.9	0.7	-0.3	2.9	-5.6
Transportation of government passengers.....	FD	42212	0.090	17.8	-2.9	0.7	-0.3	2.9	-5.6
Transportation of passengers for export.....	FD	42213	0.271	18.3	-2.9	0.7	-0.3	2.9	-5.7
Transportation and warehousing of goods for final demand.....	FD	4222	3.283	11.0	0.3	-1.7	-0.4	-0.5	0.9
Transportation and warehousing of finished goods ³	FD	42221	2.160	10.9	0.3	-1.8	-0.5	-0.5	0.9
Transportation and warehousing of personal consumption goods.....	FD	422211	1.734	10.9	0.3	-1.7	-0.4	-0.5	0.9
Transportation and warehousing of private capital equipment.....	FD	422212	0.426	11.3	0.1	-1.9	-0.6	-0.6	1.0
Transportation and warehousing of government purchased goods.....	FD	42222	0.198	10.5	0.9	-1.6	-0.1	-0.5	0.8
Transportation and warehousing of exports.....	FD	42223	0.925	11.1	0.2	-1.5	-0.3	-0.5	0.9
Final demand services less trade, transportation, and warehousing.....	FD	421	40.301	2.7	0.0	0.3	0.6	0.2	0.4
Finished services less trade, transportation, and warehousing ³	FD	4211	35.337	2.7	0.1	0.3	0.6	0.2	0.3
Finished consumer services less trade, transportation, and warehousing.....	FD	42111	31.663	2.2	0.1	0.2	0.5	0.2	0.3
Private capital investment services less trade, transportation, and warehousing.....	FD	42112	3.674	6.9	0.1	0.5	0.9	-0.1	0.0
Government purchased services less trade, transportation, and warehousing.....	FD	4212	2.482	2.1	-0.3	0.7	0.4	0.0	0.3
Gov. purchased services less trade, transportation, and warehousing, excl. capital investment.....	FD	42121	2.376	2.2	-0.3	0.8	0.4	0.1	0.4
Government purchased capital investment services less trade, transportation, and warehousing.....	FD	42122	0.106	-0.1	0.3	-0.5	0.6	-0.2	-0.4
Services for export less trade, transportation, and warehousing.....	FD	4213	2.482	3.4	-0.2	1.4	0.8	0.3	1.7
Final demand construction.....	FD	43	1.740	19.0	5.0	0.2	0.2	2.8	0.1
Construction for private capital investment.....	FD	431	1.133	20.4	5.5	0.2	0.2	2.8	0.2
Construction for government.....	FD	432	0.606	16.3	4.0	0.1	0.3	2.8	0.1
Special Groupings of Final Demand									
Final demand less exports.....	FD	49101	85.849	7.6	-0.3	0.0	0.3	0.4	0.3
Final demand less government.....	FD	49102	92.367	7.2	-0.4	0.0	0.2	0.3	0.3

See footnotes at end of table.

Table 1. Producer price index percentage changes and weights for Final Demand-Intermediate Demand groupings, seasonally adjusted — Continued
 [November 2022]

Grouping	Commodity code		Relative Importance Dec. 2021 ¹	Unadjusted 12-month percent change ² Nov. 2021 to Nov. 2022 ^P	Seasonally adjusted 1-month percent change ²				
	Group code	Item code			June to July	July to Aug. ^P	Aug. to Sept. ^P	Sept. to Oct. ^P	Oct. to Nov. ^P
Final demand less foods, food and nonalcoholic beverages for immediate consumption, and energy ⁵	FD	49103	87.780	6.3	0.3	0.4	0.2	0.1	0.4
Final demand less foods and energy ⁵	FD	49104	88.285	6.2	0.3	0.4	0.2	0.1	0.4
Final demand less foods and food and nonalcoholic beverages for immediate consumption ⁵	FD	49105	93.752	7.0	-0.5	-0.1	0.2	0.3	0.1
Final demand less foods ⁵	FD	49106	94.257	6.9	-0.5	0.0	0.2	0.3	0.1
Final demand less energy.....	FD	49107	94.028	6.8	0.4	0.4	0.3	0.2	0.6
Final demand less trade services.....	FD	49108	79.566	6.5	-0.7	-0.3	0.4	0.4	0.2
Final demand less distributive services ⁶	FD	49109	76.283	6.4	-0.7	-0.3	0.5	0.5	0.2
Final demand goods less energy.....	FD	49111	27.155	8.2	0.4	0.1	0.3	0.1	1.0
Final demand goods less foods.....	FD	49112	27.384	8.5	-2.4	-1.2	0.1	0.5	-0.6
Final demand services less trade services.....	FD	49113	44.697	3.7	0.0	0.2	0.5	0.2	0.3
Final demand distributive services ⁶	FD	49114	23.717	10.9	0.7	0.7	-0.3	-0.2	0.7
Final demand goods plus final demand distributive services ⁶	FD	49115	56.844	10.2	-0.8	-0.3	0.1	0.3	0.4
Final demand less foods, energy, and trade services ⁵	FD	49116	67.851	4.9	0.2	0.2	0.3	0.2	0.3
Private and government purchased capital equipment.....	FD	49117	6.553	8.0	0.5	0.5	0.3	0.3	0.4
Private and government purchased capital investment services.....	FD	49118	7.747	9.6	0.4	0.2	0.6	-0.5	0.8
Total private and government purchased capital investment.....	FD	49119	14.300	10.0	0.9	0.3	0.4	0.2	0.5
Total finished ³	FD	49201	78.213	7.3	-0.3	0.1	0.2	0.4	0.3
Total finished less foods, food and nonalcoholic beverages for immediate consumption, and energy ^{3, 5}	FD	49202	68.515	6.5	0.4	0.5	0.2	0.2	0.4
Total finished less foods and energy ^{3, 5}	FD	49203	69.015	6.4	0.4	0.5	0.2	0.2	0.4
Total finished less foods and food and nonalcoholic beverages for immediate consumption ^{3, 5}	FD	49204	73.288	6.9	-0.4	0.1	0.2	0.4	0.1
Total finished less foods ^{3, 5}	FD	49205	73.788	6.8	-0.4	0.1	0.2	0.4	0.1
Total finished less energy ³	FD	49206	73.440	7.0	0.5	0.5	0.3	0.3	0.6
Finished goods ³	FD	49207	21.282	10.6	-1.9	-1.1	0.4	1.1	0.2
Finished goods less energy ³	FD	49208	16.509	10.3	1.0	0.3	0.6	0.6	1.4
Finished goods, excluding foods ^{3, 5}	FD	49209	16.857	9.2	-2.8	-1.2	0.1	1.0	-0.7
Finished services ³	FD	49210	55.798	5.7	0.2	0.5	0.2	0.1	0.4
Private capital investment services.....	FD	49211	7.354	9.5	0.3	0.2	0.6	-0.5	0.7
Finished distributive services ^{3, 6}	FD	49212	19.709	10.8	0.7	1.0	-0.4	-0.1	0.7
Finished services less trade services ³	FD	49213	38.249	3.5	0.0	0.1	0.5	0.2	0.2
Finished services less distributive services ^{3, 6}	FD	49214	36.089	3.0	0.0	0.3	0.6	0.2	0.2
Total private capital investment (goods, services, and construction).....	FD	49215	14.123	10.0	0.8	0.3	0.4	0.1	0.5
Finished goods plus finished distributive services ^{3, 6}	FD	49216	40.991	10.7	-0.7	-0.1	0.0	0.5	0.4
Total exports.....	FD	49301	14.151	6.5	-0.9	-0.2	0.2	-0.4	0.4
Goods for export.....	FD	49302	8.349	5.5	-1.5	-0.5	0.0	-0.7	0.1
Services for export.....	FD	49303	5.802	8.0	0.1	0.2	0.4	0.1	0.9
Total government purchases.....	FD	49401	7.633	10.2	-0.8	-0.8	0.6	0.6	-0.1
Government purchased goods.....	FD	49402	3.496	13.9	-2.2	-1.9	0.8	0.7	-0.7
Government purchased services.....	FD	49403	3.531	5.4	0.0	0.4	0.4	0.0	0.4
Total government purchased capital investment (goods, services, construction).....	FD	49404	1.916	9.7	1.7	0.2	0.2	0.9	0.5
Government purchases, defense.....	FD	49405	2.357	9.4	-0.8	-1.3	0.5	0.3	0.1
Government purchases, non-defense.....	FD	49406	5.276	10.6	-0.8	-0.5	0.6	0.8	-0.3
Personal consumption.....	FD	49501	64.090	6.7	-0.5	0.0	0.2	0.5	0.3
Personal consumption goods (finished consumer goods).....	FD	49502	15.646	11.4	-2.6	-1.6	0.4	1.3	0.2
Personal consumption goods less energy.....	FD	49503	10.873	11.2	1.2	0.2	0.7	0.7	1.9
Personal consumption goods less foods.....	FD	49504	11.221	9.5	-4.4	-2.1	0.0	1.3	-1.2
Personal consumption nondurable goods less foods.....	FD	49508	8.834	10.3	-5.5	-2.6	0.0	1.6	-1.6
Personal consumption services.....	FD	49505	48.444	5.2	0.2	0.6	0.1	0.2	0.3
Personal consumption less trade services.....	FD	49506	49.795	5.6	-0.9	-0.5	0.5	0.6	0.2
Personal consumption less distributive services ⁶	FD	49507	48.061	5.5	-0.9	-0.4	0.5	0.6	0.2
Personal consumption less foods and energy.....	FD	49510	54.892	5.5	0.3	0.6	0.1	0.2	0.3
Personal consumption less foods, energy, and trade services ⁴	FD	49511	40.597	3.7	0.1	0.2	0.4	0.2	0.3
Personal consumption less foods, energy, and distributive services ⁶	FD	49512	38.863	3.4	0.1	0.3	0.5	0.2	0.3
Personal consumption goods plus personal consumption distributive services ⁶	FD	49509	31.675	10.9	-1.0	-0.2	-0.1	0.7	0.3
Intermediate Demand by Commodity Type									
Processed goods									
Processed goods for intermediate demand.....	ID6	1	100.000	7.7	-2.3	-1.4	-0.1	-0.1	-0.9
Materials and components for manufacturing.....	ID6	11	45.927	0.9	-0.8	-1.4	-1.1	-1.0	-0.3
Materials for manufacturing.....	ID6	111	30.390	-2.4	-1.4	-2.3	-1.8	-1.5	-0.5
Materials for food manufacturing.....	ID6	1111	4.084	12.4	-0.3	-0.9	-0.7	0.5	1.0
Materials for nondurable manufacturing.....	ID6	1112	13.045	2.3	-0.6	-2.7	-0.6	-1.0	-0.8
Materials for durable manufacturing.....	ID6	1113	13.261	-11.7	-2.8	-2.3	-3.4	-2.9	-0.8
Components for manufacturing.....	ID6	112	15.537	7.4	0.3	0.4	0.2	0.1	0.2

See footnotes at end of table.

Table 1. Producer price index percentage changes and weights for Final Demand-Intermediate Demand groupings, seasonally adjusted — Continued
[November 2022]

Grouping	Commodity code		Relative Importance Dec. 2021 ¹	Unadjusted 12-month percent change ² Nov. 2021 to Nov. 2022 ^P	Seasonally adjusted 1-month percent change ²				
	Group code	Item code			June to July	July to Aug. ^P	Aug. to Sept. ^P	Sept. to Oct. ^P	Oct. to Nov. ^P
Components for nondurable manufacturing.....	ID6	1121	0.800	7.8	0.6	0.7	-0.3	-0.1	-0.3
Components for durable manufacturing.....	ID6	1122	14.737	7.3	0.3	0.3	0.2	0.1	0.2
Materials and components for construction.....	ID6	12	9.074	10.0	0.2	0.4	-0.4	-0.3	-0.2
Materials for construction.....	ID6	121	3.869	9.5	0.0	0.5	-0.6	-0.6	-0.1
Components for construction.....	ID6	122	5.205	10.4	0.4	0.3	-0.2	-0.2	-0.3
Processed fuels and lubricants for intermediate demand.....	ID6	13	18.757	20.1	-8.8	-4.4	2.0	1.8	-3.7
Processed fuels and lubricants to manufacturing industries.....	ID6	131	4.683	21.4	-3.6	-2.2	1.5	0.9	-3.1
Processed fuels and lubricants to nonmanufacturing industries.....	ID6	132	14.074	19.7	-10.3	-5.1	2.1	2.1	-3.9
Containers for intermediate demand.....	ID6	14	2.795	13.7	0.0	1.3	0.3	-0.4	0.2
Supplies for intermediate demand.....	ID6	15	23.448	9.1	0.4	0.4	0.1	-0.2	0.2
Supplies to manufacturing industries.....	ID6	151	3.227	6.6	0.3	0.6	0.1	-0.6	0.0
Supplies to nonmanufacturing industries.....	ID6	152	20.221	9.5	0.5	0.4	0.0	-0.1	0.2
Supplies to nonmanufacturing industries, feeds.....	ID6	1521	1.743	15.4	1.3	1.7	1.3	-1.5	0.0
Supplies to nonmanufacturing industries, other than feeds.....	ID6	1522	18.478	9.0	0.4	0.2	-0.1	0.0	0.3
Unprocessed goods									
Unprocessed goods for intermediate demand.....	ID6	2	100.000	3.0	-9.3	4.6	-3.1	-10.5	-3.2
Unprocessed foodstuffs and feedstuffs.....	ID6	21	32.603	23.0	-1.9	-1.6	1.1	-1.5	1.1
Unprocessed nonfood materials.....	ID6	22	67.398	-5.5	-12.3	7.5	-4.9	-14.5	-5.4
Unprocessed nonfood materials except fuel.....	ID6	221	44.822	0.0	-11.5	-2.8	-3.2	-1.6	-1.5
Unprocessed nonfood materials except fuel to manufacturing industries.....	ID6	2211	42.852	-0.5	-12.0	-3.0	-3.3	-1.6	-1.5
Unprocessed nonfood materials except fuel to nonmanufacturing industries.....	ID6	2212	1.970	11.4	1.0	0.9	0.5	0.3	0.3
Unprocessed fuel.....	ID6	222	22.576	-15.6	-13.6	24.3	-7.1	-31.9	-13.0
Unprocessed fuel to manufacturing industries.....	ID6	2221	1.143	31.2	-2.7	6.4	-2.0	-10.8	-4.9
Unprocessed fuel to nonmanufacturing industries.....	ID6	2222	21.433	-17.9	-14.2	25.3	-7.3	-33.0	-13.5
Services									
Services for intermediate demand.....	ID6	3	100.000	6.7	0.3	0.6	0.4	0.4	0.6
Trade services for intermediate demand ⁴	ID6	33	22.377	9.0	0.0	-0.9	-0.2	-0.1	0.5
Trade services for manufacturing industries.....	ID6	331	11.472	7.5	0.1	-1.1	0.1	-0.2	0.2
Trade services for nonmanufacturing industries.....	ID6	332	10.905	10.5	-0.1	-0.7	-0.5	0.0	0.8
Transportation and warehousing services for intermediate demand.....	ID6	32	13.264	6.3	1.0	-0.3	-0.8	0.6	-1.3
Transportation of passengers for intermediate demand.....	ID6	321	0.984	17.8	-2.9	0.7	-0.3	2.9	-5.6
Transportation of passengers for manufacturing industries.....	ID6	3211	0.116	18.2	-2.9	0.7	-0.3	2.9	-5.7
Transportation of passengers for nonmanufacturing industries.....	ID6	3212	0.868	17.7	-2.8	0.7	-0.3	2.8	-5.5
Transportation and warehousing of goods for intermediate demand.....	ID6	322	12.280	5.4	1.3	-0.4	-0.8	0.4	-0.9
Transportation and warehousing of goods for manufacturing industries.....	ID6	3221	2.498	11.3	0.7	-1.1	0.1	-0.6	0.7
Transportation and warehousing of goods for nonmanufacturing industries.....	ID6	3222	9.782	3.9	1.5	-0.3	-1.1	0.7	-1.4
Services less trade, transportation, and warehousing for intermediate demand.....	ID6	31	64.359	5.9	0.2	1.4	0.9	0.5	1.1
Services less trade, transportation, and warehousing for manufacturing industries.....	ID6	311	2.040	5.4	0.5	0.4	0.2	0.2	0.2
Services less trade, transportation, and warehousing for nonmanufacturing industries.....	ID6	312	62.318	5.9	0.2	1.4	0.9	0.5	1.1
Construction									
Construction for intermediate demand.....	ID6	4	100.000	8.5	-1.6	0.1	0.3	1.4	0.0
Special Groupings of Intermediate Demand by Commodity Type									
Processed materials less foods and feeds.....	ID6	9111	92.100	7.3	-2.5	-1.5	-0.1	-0.1	-1.0
Processed foods and feeds.....	ID6	9112	7.900	12.5	0.3	-0.1	-0.1	-0.1	0.7
Processed energy goods.....	ID6	9113	18.757	20.1	-8.8	-4.4	2.0	1.8	-3.7
Processed materials less energy.....	ID6	9118	81.243	4.7	-0.3	-0.6	-0.6	-0.6	-0.1
Processed materials less foods and energy.....	ID6	9115	73.343	3.9	-0.4	-0.6	-0.7	-0.7	-0.2
Intermediate distributive services ⁷	ID6	9116	34.657	7.7	0.5	-0.8	-0.4	0.1	0.0
Processed goods plus intermediate distributive services.....	ID6	9117	-	7.7	-1.5	-1.2	-0.2	-0.1	-0.6
Unprocessed materials less agricultural products.....	ID6	9211	62.340	-7.1	-12.4	8.1	-5.9	-15.5	-5.7
Unprocessed energy materials ⁸	ID6	9212	42.130	-4.4	-14.3	10.9	-6.8	-18.9	-7.8
Unprocessed materials less energy.....	ID6	9213	57.870	9.6	-4.0	-0.9	0.8	-2.8	0.5
Unprocessed nonfood materials less energy ⁹	ID6	9216	25.267	-8.0	-7.2	0.4	0.0	-5.2	-0.7
Intermediate Demand by Production Flow									
Stage 4 Intermediate Demand									
Stage 4 intermediate demand.....	ID5	4	100.000	6.9	-0.4	0.3	0.4	0.0	0.2
Inputs to stage 4 goods producers.....	ID5	41	32.865	6.7	-0.3	-0.3	0.3	-0.3	0.0
Goods.....	ID5	411	23.183	6.3	-0.6	0.1	0.1	-0.4	-0.1

See footnotes at end of table.

Table 1. Producer price index percentage changes and weights for Final Demand-Intermediate Demand groupings, seasonally adjusted — Continued
[November 2022]

Grouping	Commodity code		Relative Importance Dec. 2021 ¹	Unadjusted 12-month percent change ² Nov. 2021 to Nov. 2022 ^P	Seasonally adjusted 1-month percent change ²				
	Group code	Item code			June to July	July to Aug. ^P	Aug. to Sept. ^P	Sept. to Oct. ^P	Oct. to Nov. ^P
Foods.....	ID5	4111	3.188	13.8	-2.6	0.6	2.2	-0.3	0.0
Energy.....	ID5	4112	0.189	19.0	-8.0	-3.3	0.3	2.0	-1.1
Goods excluding foods and energy.....	ID5	4113	19.806	5.0	-0.2	0.1	-0.2	-0.4	-0.1
Services.....	ID5	412	9.682	7.6	0.4	-1.4	0.6	-0.1	0.1
Trade services.....	ID5	4123	7.732	7.9	0.4	-1.7	0.7	-0.2	0.1
Transportation and warehousing services.....	ID5	4122	0.475	9.6	0.0	-0.8	-0.3	-0.2	-0.4
Transportation of passengers.....	ID5	41221	0.066	18.3	-2.9	0.7	-0.3	2.9	-5.7
Transportation and warehousing of goods.....	ID5	41222	0.409	8.2	0.5	-1.1	-0.3	-0.7	0.6
Services less trade, transportation, and warehousing.....	ID5	4121	1.475	5.1	0.5	0.4	0.2	0.1	0.3
Inputs to stage 4 services producers.....	ID5	42	52.483	6.4	-0.2	1.1	0.6	0.2	0.6
Goods.....	ID5	421	13.894	9.0	-0.7	0.1	0.4	0.0	-0.6
Foods.....	ID5	4211	2.353	6.4	0.7	-0.4	-0.9	-1.1	0.9
Energy.....	ID5	4212	3.737	12.0	-3.3	-0.3	1.5	0.2	-2.9
Goods excluding foods and energy.....	ID5	4213	7.804	8.3	0.2	0.6	0.1	0.1	0.3
Services.....	ID5	422	38.503	5.4	0.0	1.4	0.7	0.3	1.0
Trade services.....	ID5	4223	4.524	11.0	0.7	-0.1	0.6	0.0	0.3
Transportation and warehousing services.....	ID5	4222	3.277	6.7	1.6	-0.8	-0.3	0.7	-1.3
Transportation of passengers.....	ID5	42221	0.421	18.1	-2.9	0.7	-0.3	2.9	-5.6
Transportation and warehousing of goods.....	ID5	42222	2.856	5.1	2.3	-1.1	-0.3	0.3	-0.6
Services less trade, transportation, and warehousing.....	ID5	4221	30.702	4.5	-0.3	2.0	0.9	0.2	1.4
Construction.....	ID5	423	0.086	8.5	-1.6	0.1	0.3	1.4	0.0
Inputs to stage 4 construction producers.....	ID5	43	14.650	9.4	-1.4	-0.9	-0.4	0.2	-0.3
Goods.....	ID5	431	10.502	10.5	-1.7	-0.6	-0.3	0.2	-0.6
Energy.....	ID5	4312	0.844	19.1	-14.7	-10.0	0.1	4.4	-5.0
Goods excluding foods and energy.....	ID5	4313	9.658	9.7	0.1	0.5	-0.4	-0.2	-0.1
Services.....	ID5	432	4.148	6.6	-0.7	-1.5	-0.5	0.2	0.4
Trade services.....	ID5	4323	2.051	6.1	-1.5	-2.9	-1.0	0.6	0.3
Transportation and warehousing services.....	ID5	4322	0.612	10.5	0.0	-1.8	-0.6	-0.6	0.7
Transportation of passengers.....	ID5	43221	0.013	18.2	-2.9	0.7	-0.3	2.9	-5.7
Transportation and warehousing of goods.....	ID5	43222	0.599	10.3	0.1	-1.8	-0.6	-0.7	0.9
Services less trade, transportation, and warehousing.....	ID5	4321	1.485	5.7	0.2	0.7	0.1	0.0	0.3
Stage 3 Intermediate Demand									
Stage 3 intermediate demand.....	ID5	3	100.000	8.4	-1.4	-1.6	0.0	-0.1	-0.4
Inputs to stage 3 goods producers.....	ID5	31	49.802	6.3	-1.3	-2.1	-0.7	-1.5	-0.3
Goods.....	ID5	311	40.208	5.9	-1.6	-2.3	-0.8	-1.8	-0.5
Foods.....	ID5	3111	11.423	26.2	-1.1	-2.6	0.5	-1.9	1.0
Energy.....	ID5	3112	1.551	18.9	-9.0	-4.9	-0.7	-1.8	-3.9
Goods excluding foods and energy.....	ID5	3113	27.234	-2.7	-1.2	-2.0	-1.4	-1.8	-0.9
Services.....	ID5	312	9.594	7.8	-0.2	-1.0	-0.4	-0.1	0.3
Trade services.....	ID5	3123	5.774	6.2	-0.7	-1.3	-0.5	0.0	0.2
Transportation and warehousing services.....	ID5	3122	2.538	11.8	0.2	-1.3	-0.3	-0.4	0.6
Transportation of passengers.....	ID5	31221	0.120	18.2	-2.9	0.7	-0.3	2.9	-5.7
Transportation and warehousing of goods.....	ID5	31222	2.418	11.5	0.4	-1.4	-0.3	-0.6	0.9
Services less trade, transportation, and warehousing.....	ID5	3121	1.282	7.0	0.7	0.5	0.1	0.3	0.2
Inputs to stage 3 services producers.....	ID5	32	48.823	10.4	-1.5	-1.1	0.7	1.2	-0.4
Goods.....	ID5	321	10.251	27.7	-7.3	-5.6	2.3	2.7	-2.2
Foods.....	ID5	3211	0.088	13.7	1.3	2.9	1.4	-1.0	1.0
Energy.....	ID5	3212	6.099	40.1	-10.4	-8.2	3.5	4.1	-3.3
Goods excluding foods and energy.....	ID5	3213	4.064	8.3	0.1	-0.1	0.0	0.0	0.1
Services.....	ID5	322	37.657	5.6	0.7	0.5	0.1	0.6	0.2
Trade services.....	ID5	3223	2.600	14.2	0.9	-0.2	0.3	0.0	0.8
Transportation and warehousing services.....	ID5	3222	8.909	1.5	1.5	0.3	-1.7	1.2	-2.1
Transportation of passengers.....	ID5	32221	0.022	2.7	0.0	0.3	-0.3	0.0	-0.3
Transportation and warehousing of goods.....	ID5	32222	8.887	1.5	1.5	0.3	-1.7	1.2	-2.1
Services less trade, transportation, and warehousing.....	ID5	3221	26.148	6.1	0.4	0.7	0.7	0.5	0.9
Construction.....	ID5	323	0.915	8.5	-1.6	0.1	0.3	1.4	0.0
Inputs to stage 3 construction producers.....	ID5	33	1.376	7.4	-2.4	-1.8	-0.9	0.4	0.1
Goods.....	ID5	331	0.574	7.9	-0.6	0.4	-0.7	-0.6	-0.8
Goods excluding foods and energy.....	ID5	3313	0.574	7.9	-0.6	0.4	-0.7	-0.6	-0.8
Services.....	ID5	332	0.802	7.1	-3.6	-3.3	-1.1	1.1	0.7
Trade services.....	ID5	3323	0.760	7.0	-3.9	-3.6	-1.2	1.2	0.7
Transportation and warehousing services.....	ID5	3322	0.015	11.9	1.3	0.0	0.1	-0.8	0.6
Transportation and warehousing of goods.....	ID5	33222	0.015	11.9	1.3	0.0	0.1	-0.8	0.6
Services less trade, transportation, and warehousing.....	ID5	3321	0.027	7.4	0.7	1.1	0.0	0.3	0.1
Stage 2 Intermediate Demand									

See footnotes at end of table.

Table 1. Producer price index percentage changes and weights for Final Demand-Intermediate Demand groupings, seasonally adjusted — Continued
[November 2022]

Grouping	Commodity code		Relative Importance Dec. 2021 ¹	Unadjusted 12-month percent change ² Nov. 2021 to Nov. 2022 ^P	Seasonally adjusted 1-month percent change ²				
	Group code	Item code			June to July	July to Aug. ^P	Aug. to Sept. ^P	Sept. to Oct. ^P	Oct. to Nov. ^P
Stage 2 intermediate demand.....	ID5	2	100.000	3.8	-4.2	3.1	-1.8	-4.9	-1.4
Inputs to stage 2 goods producers.....	ID5	21	55.017	0.6	-7.4	4.4	-3.5	-9.0	-2.8
Goods.....	ID5	211	42.903	-1.8	-9.2	5.3	-4.3	-11.2	-3.7
Foods.....	ID5	2111	3.172	17.7	-4.7	3.0	2.9	-4.3	1.2
Energy.....	ID5	2112	20.215	-5.6	-14.3	10.3	-7.0	-18.8	-7.6
Goods excluding foods and energy.....	ID5	2113	19.516	-0.3	-1.9	-1.3	-1.4	-1.5	0.0
Services.....	ID5	212	11.646	10.6	1.3	1.0	0.2	0.3	0.6
Trade services.....	ID5	2123	5.347	11.1	1.4	1.1	-1.0	0.0	0.7
Transportation and warehousing services.....	ID5	2122	3.332	9.2	1.3	0.2	1.0	0.1	-0.4
Transportation of passengers.....	ID5	21221	0.156	17.2	-2.8	0.7	-0.3	2.8	-5.4
Transportation and warehousing of goods.....	ID5	21222	3.176	8.9	1.6	0.1	1.1	-0.1	0.0
Services less trade, transportation, and warehousing.....	ID5	2121	2.967	11.0	1.2	1.5	1.6	1.0	1.4
Construction.....	ID5	213	0.468	8.5	-1.6	0.1	0.3	1.4	0.0
Inputs to stage 2 services producers.....	ID5	22	44.982	7.7	0.6	1.2	0.5	0.8	0.4
Goods.....	ID5	221	5.753	7.9	-1.2	-0.2	-0.1	-0.1	-0.5
Foods.....	ID5	2211	0.032	10.1	0.6	0.9	0.1	-2.7	-0.7
Energy.....	ID5	2212	0.393	10.9	-15.1	-4.0	2.1	1.1	-6.2
Goods excluding foods and energy.....	ID5	2213	5.328	7.7	0.2	0.1	-0.3	-0.2	-0.1
Services.....	ID5	222	37.664	7.7	0.9	1.5	0.6	0.9	0.6
Trade services.....	ID5	2223	2.497	13.6	3.9	3.4	-3.0	-2.6	1.9
Transportation and warehousing services.....	ID5	2222	3.167	-6.0	0.5	1.7	-5.0	3.0	-7.3
Transportation of passengers.....	ID5	22221	0.356	18.1	-2.9	0.7	-0.3	2.9	-5.6
Transportation and warehousing of goods.....	ID5	22222	2.811	-9.0	1.0	1.8	-5.6	3.0	-7.6
Services less trade, transportation, and warehousing.....	ID5	2221	32.000	8.6	0.7	1.3	1.4	0.9	1.2
Construction.....	ID5	223	1.565	8.5	-1.6	0.1	0.3	1.4	0.0
Stage 1 Intermediate Demand									
Stage 1 intermediate demand.....	ID5	1	100.000	7.6	-1.9	-0.5	0.3	0.1	-0.3
Inputs to stage 1 goods producers.....	ID5	11	35.307	2.1	-2.8	-1.1	-0.3	-1.3	-0.9
Goods.....	ID5	111	25.965	0.9	-3.6	-1.4	-0.3	-1.7	-1.3
Foods.....	ID5	1111	3.181	14.5	-5.3	2.0	5.3	-3.9	-1.0
Energy.....	ID5	1112	3.712	9.5	-9.8	-1.3	1.6	-0.9	-4.1
Goods excluding foods and energy.....	ID5	1113	19.072	-3.0	-1.7	-2.0	-1.7	-1.4	-0.8
Services.....	ID5	112	9.341	5.4	-0.5	-0.2	-0.5	-0.3	0.1
Trade services.....	ID5	1123	6.053	5.0	-0.3	-0.8	-1.1	-0.4	0.1
Transportation and warehousing services.....	ID5	1122	0.488	18.1	0.9	0.7	0.6	-0.3	-0.4
Transportation of passengers.....	ID5	11221	0.084	18.3	-2.9	0.7	-0.3	2.9	-5.7
Transportation and warehousing of goods.....	ID5	11222	0.404	17.7	1.6	0.6	0.7	-0.8	0.4
Services less trade, transportation, and warehousing.....	ID5	1121	2.800	3.6	-1.2	1.0	0.5	-0.1	0.4
Construction.....	ID5	113	0.001	8.5	-1.6	0.1	0.3	1.4	0.0
Inputs to stage 1 services producers.....	ID5	12	51.790	10.2	-1.3	0.1	0.8	0.9	0.1
Goods.....	ID5	121	17.196	17.4	-3.3	-1.8	1.3	1.6	-1.3
Foods.....	ID5	1211	0.051	102.4	-2.9	-3.4	-5.6	20.8	-1.0
Energy.....	ID5	1212	5.758	29.1	-9.0	-5.6	3.4	3.9	-3.8
Goods excluding foods and energy.....	ID5	1213	11.387	10.8	0.7	0.6	0.1	0.1	0.2
Services.....	ID5	122	34.589	6.6	-0.1	1.2	0.5	0.5	0.8
Trade services.....	ID5	1223	3.797	12.4	0.8	-0.6	0.4	-0.8	1.3
Transportation and warehousing services.....	ID5	1222	3.611	11.0	0.3	-0.3	-0.2	1.1	-1.7
Transportation of passengers.....	ID5	12221	1.098	18.3	-2.9	0.7	-0.3	2.9	-5.7
Transportation and warehousing of goods.....	ID5	12222	2.513	7.9	1.9	-0.7	-0.1	0.2	0.2
Services less trade, transportation, and warehousing.....	ID5	1221	27.181	5.2	-0.3	1.6	0.6	0.6	1.1
Construction.....	ID5	123	0.005	8.5	-1.6	0.1	0.3	1.4	0.0
Inputs to stage 1 construction producers.....	ID5	13	12.903	12.5	-2.1	-1.5	0.2	0.8	-0.1
Goods.....	ID5	131	8.482	15.2	-1.6	-0.7	0.7	0.9	-0.6
Energy.....	ID5	1312	0.827	52.9	-12.5	-8.9	5.7	8.0	-4.2
Goods excluding foods and energy.....	ID5	1313	7.655	10.9	0.3	0.5	0.0	-0.2	0.0
Services.....	ID5	132	4.421	7.4	-3.0	-3.1	-0.9	0.6	0.8
Trade services.....	ID5	1323	3.756	6.7	-3.5	-3.3	-1.0	0.8	0.8
Transportation and warehousing services.....	ID5	1322	0.609	11.6	-0.1	-2.0	-0.6	-0.6	1.0
Transportation and warehousing of goods.....	ID5	13222	0.609	11.6	-0.1	-2.0	-0.6	-0.6	1.0
Services less trade, transportation, and warehousing.....	ID5	1321	0.056	8.3	0.0	2.6	0.3	0.0	0.1
Special Groupings of Intermediate Demand by Production Flow									
Total goods inputs to stage 4 intermediate demand.....	ID5	9411	47.579	8.0	-0.9	0.0	0.1	-0.2	-0.3
Total services inputs to stage 4 intermediate demand.....	ID5	9412	52.333	5.9	0.0	0.7	0.6	0.2	0.8
Total construction inputs to stage 4 intermediate demand.....	ID5	9413	0.086	8.5	-1.6	0.1	0.3	1.4	0.0
Total foods inputs to stage 4 intermediate demand.....	ID5	9414	5.541	10.7	-1.2	0.2	0.9	-0.6	0.4

See footnotes at end of table.

Table 1. Producer price index percentage changes and weights for Final Demand-Intermediate Demand groupings, seasonally adjusted — Continued
[November 2022]

Grouping	Commodity code		Relative Importance Dec. 2021 ¹	Unadjusted 12-month percent change ² Nov. 2021 to Nov. 2022 ^p	Seasonally adjusted 1-month percent change ²				
	Group code	Item code			June to July	July to Aug. ^p	Aug. to Sept. ^p	Sept. to Oct. ^p	Oct. to Nov. ^p
Total energy goods inputs to stage 4 intermediate demand.....	ID5	9415	4.770	13.6	-6.0	-2.4	1.2	1.1	-3.3
Total goods less foods and energy inputs to stage 4 intermediate demand.	ID5	9416	37.268	6.9	0.0	0.3	-0.2	-0.3	0.0
Total goods inputs to stage 3 intermediate demand.....	ID5	9311	51.033	10.6	-3.0	-3.1	-0.1	-0.7	-0.9
Total services inputs to stage 3 intermediate demand.....	ID5	9312	48.053	6.0	0.4	0.1	0.0	0.5	0.2
Total construction inputs to stage 3 intermediate demand.....	ID5	9313	0.915	8.5	-1.6	0.1	0.3	1.4	0.0
Total foods inputs to stage 3 intermediate demand.....	ID5	9314	11.511	26.1	-1.1	-2.6	0.5	-1.9	1.0
Total energy goods inputs to stage 3 intermediate demand.....	ID5	9315	7.650	35.9	-10.2	-7.6	2.7	3.0	-3.4
Total goods less foods and energy inputs to stage 3 intermediate demand.	ID5	9316	31.872	-1.1	-1.0	-1.7	-1.2	-1.5	-0.8
Total goods inputs to stage 2 intermediate demand.....	ID5	9211	48.656	-0.8	-8.4	4.7	-3.9	-10.2	-3.4
Total services inputs to stage 2 intermediate demand.....	ID5	9212	49.310	8.3	1.0	1.4	0.5	0.7	0.6
Total construction inputs to stage 2 intermediate demand.....	ID5	9213	2.033	8.5	-1.6	0.1	0.3	1.4	0.0
Total foods inputs to stage 2 intermediate demand.....	ID5	9214	3.204	17.6	-4.7	3.0	2.9	-4.3	1.2
Total energy goods inputs to stage 2 intermediate demand.....	ID5	9215	20.608	-5.3	-14.3	10.0	-6.9	-18.5	-7.6
Total goods less foods and energy inputs to stage 2 intermediate demand.	ID5	9216	24.844	1.4	-1.4	-1.0	-1.2	-1.2	0.0
Total goods inputs to stage 1 intermediate demand.....	ID5	9111	51.643	8.5	-3.2	-1.4	0.4	-0.1	-1.2
Total services inputs to stage 1 intermediate demand.....	ID5	9112	48.351	6.4	-0.5	0.5	0.2	0.4	0.7
Total construction inputs to stage 1 intermediate demand.....	ID5	9117	0.006	8.5	-1.6	0.1	0.3	1.4	0.0
Total foods inputs to stage 1 intermediate demand.....	ID5	9114	3.232	15.9	-5.2	1.9	5.1	-3.4	-1.0
Total energy goods inputs to stage 1 intermediate demand.....	ID5	9115	10.297	24.0	-9.6	-4.5	3.0	2.7	-3.9
Total goods less foods and energy inputs to stage 1 intermediate demand.	ID5	9116	38.114	3.9	-0.6	-0.7	-0.8	-0.7	-0.3

¹ Comprehensive relative importance figures are initially computed after the publication of December indexes and are recalculated after final December indexes are available. Individual items and subtotals may not add exactly to totals because of rounding differences.

² All indexes are subject to revision for 4 months after their originally scheduled publication to incorporate late reports and corrections by survey respondents. In addition, seasonally adjusted indexes are subject to change for up to 5 years due to the recalculation of seasonal factors published each January.

³ PPI defines Total finished as including only the personal consumption and private capital investment portions of final demand.

⁴ Trade indexes measure changes in margins received by wholesalers and retailers.

⁵ The PPI definition of foods does not include food and beverages for immediate consumption. PPI defines food and beverages for immediate consumption as the service of preparing meals, snacks, and beverages to customer order for immediate on-premises and off-premises consumption.

⁶ Distributive services include transportation, warehousing, and trade of goods.

⁷ Includes intermediate trade, transportation, and warehousing services.

⁸ Includes crude petroleum.

⁹ Excludes crude petroleum.

^p Preliminary

"/" Data not available.

Table 2. Producer price index percentage changes for selected commodity groupings by Final Demand-Intermediate Demand category, seasonally adjusted
[November 2022]

Grouping	Commodity code		Unadjusted 12-month percent change ¹	Seasonally adjusted 1-month percent change ¹				
	Group code	Item code		Nov. 2021 to Nov. 2022 ^P	June to July	July to Aug. ^P	Aug. to Sept. ^P	Sept. to Oct. ^P
Final Demand								
Final demand.....	FD	4	7.4	-0.4	0.0	0.3	0.3	0.3
Final demand goods.....	FD	41	9.7	-1.8	-1.0	0.3	0.6	0.1
Final demand foods.....	FD	411	15.5	1.2	-0.1	1.5	0.8	3.3
Fresh fruits and melons ²	01	11	15.8	2.0	0.5	-1.3	11.5	3.2
Fresh and dry vegetables ²	01	13	80.6	12.7	1.7	15.7	22.4	38.1
Grains.....	01	2	19.2	-11.8	3.2	10.5	-5.8	-3.2
Eggs for fresh use ²	01	7107	244.1	44.2	-25.0	16.6	15.0	26.0
Oilseeds.....	01	8301	20.8	-13.6	5.1	5.4	-9.5	4.8
Bakery products ²	02	11	14.8	1.9	1.7	0.7	0.2	1.6
Milled rice ²	02	13	20.9	3.6	1.9	2.1	1.4	0.5
Pasta products ²	02	1402	32.8	4.7	0.0	1.1	3.0	-1.5
Beef and veal.....	02	2101	-15.6	7.5	-1.8	-3.4	-1.7	3.6
Pork.....	02	2104	2.8	-0.3	2.1	2.3	-0.1	2.3
Processed young chickens.....	02	2203	-1.9	-1.1	-3.3	-1.7	-6.9	-1.3
Processed turkeys.....	02	2206	37.6	1.9	1.7	0.5	1.9	0.5
Finfish and shellfish.....	02	23	-10.4	-2.1	1.2	2.3	-1.0	-2.6
Dairy products.....	02	3	16.1	-0.4	-2.0	-1.4	0.4	-0.7
Processed fruits and vegetables ²	02	4	18.5	2.2	1.0	2.9	0.7	1.7
Confectionery end products ²	02	55	6.5	1.6	0.5	0.4	0.4	0.3
Soft drinks ²	02	62	14.5	1.0	5.4	2.1	0.0	0.1
Roasted coffee ²	02	6301	21.5	-1.9	2.1	4.5	1.3	0.5
Shortening and cooking oils ²	02	78	14.4	-5.0	-0.8	-1.2	-3.4	4.1
Frozen specialty food ²	02	85	17.5	1.4	0.3	2.4	-0.2	1.0
Final demand energy.....	FD	412	16.2	-9.1	-5.4	0.3	2.3	-3.3
Liquefied petroleum gas ²	05	32	-24.6	-11.3	-4.2	-14.6	-16.5	0.1
Residential electric power.....	05	41	12.4	0.6	1.7	0.1	1.7	-0.6
Residential natural gas.....	05	51	14.5	-2.5	0.8	3.1	-1.8	-3.5
Gasoline.....	05	71	6.8	-17.5	-12.1	-1.5	4.9	-6.0
Home heating oil and distillates.....	05	7302	45.5	-11.4	-6.0	1.2	9.7	-13.1
No. 2 diesel fuel.....	05	7303	59.6	-14.9	-10.5	7.7	10.0	-4.5
Final demand goods less foods and energy.....	FD	413	6.2	0.1	0.2	0.0	0.0	0.3
Alcoholic beverages.....	02	61	7.0	-0.5	0.3	0.3	1.1	1.1
Pet food ²	02	9402	14.6	0.5	0.9	0.2	0.0	0.8
Women's, girls', and infants' apparel ²	03	8106	0.6	0.1	0.1	0.1	-0.1	0.0
Men's and boys' apparel ²	03	8107	10.9	0.5	0.0	1.5	0.0	0.4
Textile housefurnishings ²	03	82	2.8	1.0	-0.8	0.3	1.0	0.0
Footwear.....	04	3	10.9	1.6	1.3	3.6	0.8	-0.1
Industrial chemicals.....	06	1	1.3	0.4	-5.3	-1.0	-0.7	-1.4
Pharmaceutical preparations.....	06	38	2.2	0.6	0.3	0.3	0.2	0.1
Soaps and detergents ²	06	71	12.7	0.4	0.8	1.0	0.2	1.4
Cleaning and polishing products ²	06	72	5.9	0.1	1.5	0.2	0.2	0.0
Cosmetics and other toiletries ²	06	75	6.9	0.2	0.5	0.2	0.5	0.1
Tires ²	07	1201	15.2	1.8	0.7	0.5	1.1	0.6
Consumer, institutional, and commercial products, n.e.c. ²	07	2B	15.8	0.9	0.6	-0.4	-0.5	0.3
Sanitary paper products ²	09	1501	17.3	1.6	0.3	1.5	1.6	4.2
Iron and steel scrap ²	10	12	-34.3	-12.6	-8.0	-3.4	-3.9	-2.6
Agricultural machinery and equipment.....	11	1	14.4	0.3	0.8	1.0	1.8	-0.1
Construction machinery and equipment ²	11	2	9.7	0.4	2.6	0.1	0.0	0.2
Metal cutting machine tools ²	11	37	4.6	0.0	0.3	0.0	0.4	0.8
Metal forming machine tools.....	11	38	5.7	0.3	1.4	0.1	0.2	-0.2
Tools, dies, jigs, fixtures, and industrial molds ²	11	39	8.0	0.4	0.5	0.4	0.6	0.1
Pumps, compressors, and equipment.....	11	41	16.5	1.5	0.5	0.8	0.6	0.9
Industrial material handling equipment ²	11	44	11.5	0.8	0.5	0.1	0.2	1.6
Electronic computers and computer equipment ²	11	5	4.7	0.5	-0.2	-0.5	-0.4	0.5
Textile machinery and equipment ²	11	62	6.0	0.0	0.0	0.0	0.0	0.0
Paper industries machinery ²	11	64	9.0	0.0	1.1	1.2	-0.1	0.0
Printing trades machinery and equipment ²	11	65	4.5	0.1	0.2	0.4	0.4	0.0
Transformers and power regulators ²	11	74	20.5	1.9	0.1	0.1	-2.7	2.5
Communication and related equipment.....	11	76	4.3	0.5	0.1	0.0	0.2	0.7
Electronic components and accessories.....	11	78	4.4	0.0	-0.3	0.4	0.7	0.3
X-ray and electromedical equipment ²	11	7905	4.3	1.3	0.0	0.1	0.0	0.0
Oil field and gas field machinery ²	11	91	9.6	0.1	0.0	0.3	4.8	0.2
Mining machinery and equipment ²	11	92	13.3	0.0	0.3	2.7	0.0	1.1
Office and store machines and equipment ²	11	93	2.2	0.0	0.0	0.0	0.0	0.0

See footnotes at end of table.

Table 2. Producer price index percentage changes for selected commodity groupings by Final Demand-Intermediate Demand category, seasonally adjusted — Continued
 [November 2022]

Grouping	Commodity code		Unadjusted 12-month percent change ¹	Seasonally adjusted 1-month percent change ¹				
	Group code	Item code		Nov. 2021 to Nov. 2022 ^P	June to July	July to Aug. ^P	Aug. to Sept. ^P	Sept. to Oct. ^P
Household furniture ²	12	1	7.9	2.0	0.6	0.1	-0.4	-0.1
Commercial furniture ²	12	2	13.2	-0.3	0.9	0.8	0.5	1.3
Floor coverings ²	12	3	0.8	0.6	1.4	0.3	0.0	0.6
Household appliances ²	12	4	8.6	0.1	0.2	-0.1	-0.2	-1.4
Home electronic equipment ²	12	5	6.9	0.2	0.0	1.7	0.2	0.0
Lawn and garden equipment excl. garden tractors ²	12	66	9.0	0.2	0.4	-0.1	0.1	-0.4
Passenger cars.....	14	1101	2.0	0.2	0.4	0.1	-1.5	0.3
Light motor trucks.....	14	1105	6.7	0.7	0.2	0.1	0.6	0.5
Heavy motor trucks ²	14	1106	2.6	0.0	0.1	-0.1	0.2	0.0
Motor vehicles parts ²	14	12	3.6	0.2	0.5	0.2	-0.1	-0.1
Truck trailers ²	14	14	20.0	0.7	0.1	0.2	0.5	0.0
Travel trailers and campers ²	14	16	8.2	0.1	0.2	1.1	0.6	0.1
Aircraft.....	14	21	5.0	0.3	0.3	0.1	0.3	0.3
Ships ²	14	31	3.3	0.1	0.0	-0.3	0.0	0.0
Railroad equipment ²	14	4	1.9	0.0	0.3	0.2	0.0	0.1
Toys, games, and children's vehicles ²	15	11	4.0	0.0	0.0	0.0	1.2	0.0
Sporting and athletic goods.....	15	12	16.4	0.0	-0.2	-1.2	0.4	2.2
Cigarettes ²	15	21	12.3	0.8	2.0	0.8	0.0	2.1
Mobile homes ²	15	5	11.5	0.1	-1.3	-0.9	-0.9	-0.4
Medical, surgical & personal aid devices.....	15	6	4.0	0.1	0.3	0.3	0.3	-0.1
Jewelry, platinum and karat gold ²	15	9402	10.2	-2.8	1.7	-1.5	-0.5	4.0
Costume jewelry and novelties ²	15	9404	5.7	1.1	0.0	0.0	0.0	0.0
Final demand services.....	FD	42	5.9	0.2	0.5	0.2	0.1	0.4
Final demand trade services ³	FD	423	10.8	0.7	1.1	-0.3	-0.1	0.7
Machinery and equipment parts and supplies wholesaling ²	57	1102	7.1	0.8	-2.8	1.6	-0.5	-0.1
Machinery and vehicle wholesaling ²	57	1103	22.8	2.0	1.3	1.4	-0.3	3.0
Professional and commercial equipment wholesaling ²	57	1104	-6.3	-0.5	-2.7	-1.4	-1.8	1.2
Furnishings wholesaling ²	57	2	19.1	2.4	1.5	0.8	1.6	0.0
Chemicals and allied products wholesaling ²	57	5	7.5	0.4	6.2	-1.1	-2.2	0.0
Paper and plastics products wholesaling ²	57	6	18.4	-1.4	-0.8	3.9	0.0	0.3
Apparel wholesaling ²	57	7	11.0	0.8	1.9	3.1	6.6	-0.5
Food and alcohol wholesaling ²	57	8	15.6	2.3	2.0	-1.3	2.0	1.2
Food and alcohol retailing.....	58	1	20.9	1.5	1.0	2.3	2.8	0.1
Health, beauty, and optical goods retailing ²	58	2	5.6	1.7	1.0	-3.9	2.4	0.0
Apparel, jewelry, footwear, and accessories retailing.....	58	3	2.1	-5.3	3.1	1.1	-1.1	3.5
Computer hardware, software, and supplies retailing ²	58	4	5.8	-2.6	-5.1	0.0	-0.4	-1.3
TV, video, and photographic equipment and supplies retailing ²	58	5	-12.0	-5.2	-0.4	-11.0	-1.1	-4.9
Automobiles retailing (partial).....	58	6101	-6.1	-1.7	-2.0	-0.2	-4.8	-7.4
Automotive parts, including tires, retailing ²	58	6102	15.6	2.6	0.4	1.3	0.4	-0.8
RVs, trailers, and campers retailing ²	58	8	-34.3	-4.3	-1.6	-8.8	-7.0	0.0
Sporting goods, including boats, retailing.....	58	9	-7.3	0.5	2.4	0.9	3.0	-6.4
Lawn, garden, and farm equipment and supplies retailing ²	58	A	21.1	0.1	7.8	0.7	-3.7	0.4
Furniture retailing ²	58	B	-5.3	-0.6	-3.1	0.0	-3.4	-0.3
Flooring and floor coverings retailing ²	58	C	18.7	-1.6	-1.6	-3.7	3.5	0.6
Hardware, building materials, and supplies retailing.....	58	D	4.0	-7.1	-5.9	-2.1	2.5	0.3
Major household appliances retailing.....	58	E	9.6	0.8	-3.9	1.2	-0.1	-0.2
Fuels and lubricants retailing.....	58	F	19.6	10.0	12.4	-8.8	-7.0	5.4
Cleaning supplies and paper products retailing ²	58	G	14.0	10.1	-1.2	-1.0	-1.2	-1.0
Book retailing ²	58	H	5.3	2.0	2.4	-0.5	1.8	-0.1
Final demand transportation and warehousing services.....	FD	422	12.7	-0.5	-1.1	-0.3	0.4	-0.9
Rail transportation of freight and mail ²	30	11	8.6	1.2	-0.4	0.0	-0.7	0.6
Truck transportation of freight ²	30	12	11.1	-0.2	-2.2	-0.7	-0.6	1.1
Air transportation of freight ²	30	14	-1.8	-0.7	-1.5	-1.5	-2.8	-2.0
Courier, messenger, and U.S. postal services.....	30	16	8.1	2.2	-0.3	0.4	0.4	0.5
Rail transportation of passengers.....	30	21	2.1	0.1	0.2	-0.3	-0.1	-0.1
Airline passenger services.....	30	22	18.3	-2.9	0.7	-0.3	2.9	-5.7
Final demand services less trade, transportation, and warehousing.....	FD	421	2.7	0.0	0.3	0.6	0.2	0.4
Sales of books ²	33	11	7.3	0.7	0.1	-1.0	1.3	0.1
Sales and subscriptions of periodicals and newspapers.....	33	12	1.6	0.5	-0.4	6.0	-0.2	-3.8
Application software publishing ²	34	2	0.1	0.7	-1.5	1.9	-0.6	-1.2
Advertising space sales in periodicals, newspapers, directories, and mailing lists ²	36	1	-0.2	-0.8	0.2	-0.5	0.6	-0.3
Residential wired telecommunication services.....	37	11	3.9	0.4	0.9	2.4	0.2	0.0
Wireless telecommunication services.....	37	2	2.0	0.0	0.5	0.0	0.0	0.4
Cable and satellite subscriber services.....	37	3	7.7	1.0	0.3	1.1	0.6	1.1
Internet access services ²	37	4	-1.8	0.1	-0.3	0.2	-0.2	-0.9

See footnotes at end of table.

Table 2. Producer price index percentage changes for selected commodity groupings by Final Demand-Intermediate Demand category, seasonally adjusted — Continued
 [November 2022]

Grouping	Commodity code		Unadjusted 12-month percent change ¹	Seasonally adjusted 1-month percent change ¹				
	Group code	Item code		Nov. 2021 to Nov. 2022 ^P	June to July	July to Aug. ^P	Aug. to Sept. ^P	Sept. to Oct. ^P
Bundled wired telecommunications access services ²	37	5	6.8	2.7	0.4	1.7	1.2	-0.1
Consumer loans (partial)	39	12	9.3	1.3	4.4	-0.8	0.1	3.4
Deposit services (partial) ²	39	2	-5.9	0.3	-1.2	4.0	0.2	-1.3
Other credit intermediation, incl. trust services (partial) ²	39	3	-5.4	0.2	-4.8	0.5	-0.1	-2.5
Securities brokerage, dealing, investment advice, and related services ²	40	1	19.1	0.1	9.5	-1.9	3.9	11.3
Portfolio management ²	40	2	-13.2	-7.1	2.2	1.6	-1.7	1.7
Life insurance ²	41	1101	3.4	0.4	0.0	0.0	0.1	0.0
Disability insurance, including accidental death ²	41	1102	-0.4	-0.3	0.0	0.0	0.0	0.0
Health and medical insurance	41	1103	2.0	-0.1	0.2	0.2	0.1	0.2
Property and casualty insurance ²	41	1104	2.9	0.8	0.1	0.4	0.0	0.0
Annuities ²	41	2	-1.2	0.1	0.0	0.5	-0.3	0.0
Residential property sales and leases, brokerage fees and commissions	43	21	8.1	0.5	1.1	0.1	-0.5	0.0
Passenger car rental	44	1	-0.4	-2.5	3.7	-0.7	2.5	-3.0
Legal services	45	1	4.9	0.4	0.4	0.8	0.4	0.4
Tax preparation and planning	45	2102	5.3	1.5	0.9	0.4	-0.7	0.6
Architectural and engineering services	45	3	5.7	0.1	0.4	0.1	0.0	0.3
Management, scientific, and technical consulting services	45	4	-0.1	1.1	0.0	-0.3	-0.8	0.2
Arrangement of flights (partial)	47	1	12.7	3.1	-0.4	0.0	-0.9	0.4
Arrangement of vehicle rentals and lodging ²	47	2	4.4	0.3	-0.6	-0.2	-0.4	0.5
Arrangement of cruises and tours ²	47	3	4.8	1.5	0.1	-5.3	5.4	-0.1
Physician care	51	1101	0.7	-0.1	0.0	0.2	0.5	0.2
Medical laboratory and diagnostic imaging care ²	51	1102	-1.0	-0.4	0.0	0.0	0.0	-0.5
Home health and hospice care	51	1103	2.3	-0.1	0.2	0.1	1.0	0.1
Hospital outpatient care ²	51	1104	1.4	0.7	-0.6	-0.2	-1.3	0.0
Dental care	51	1105	3.7	0.2	0.0	0.6	-0.1	0.1
Hospital inpatient care	51	2101	4.4	0.6	-0.1	0.2	0.9	0.2
Nursing home care	51	2102	4.5	1.6	0.7	0.4	0.3	0.4
Traveler accommodation services	53	11	10.3	-0.7	-3.2	3.1	2.0	-1.6
Food and beverages for immediate consumption services (partial) ²	54	1	-2.1	0.7	0.3	-1.0	-0.3	0.4
Motor vehicle repair and maintenance (partial)	55	2	4.7	0.4	0.4	0.4	0.4	0.0
Membership dues and admissions and recreation facility use fees (partial) ²	56	1	4.6	0.6	-0.3	0.4	0.9	1.0
Recreational activity instruction fees (partial) ²	56	2	1.4	0.1	0.0	0.0	0.0	0.0
Gaming receipts (partial) ²	56	3	-3.7	2.2	-2.3	5.4	-0.2	-4.3
Mining services ²	60	1	13.1	-0.9	0.9	2.4	0.3	0.4
Final demand construction	FD	43	19.0	5.0	0.2	0.2	2.8	0.1
New warehouse building construction ²	80	1101	21.3	5.6	0.0	0.2	2.1	0.3
New school building construction ²	80	1102	17.7	5.6	0.1	0.3	3.3	0.0
New office building construction ²	80	1103	21.0	5.0	0.3	0.2	2.6	0.2
New industrial building construction ²	80	1104	21.6	5.9	0.2	0.3	2.8	0.2
New health care building construction ²	80	1105	18.4	5.9	0.1	0.2	3.5	0.1
Intermediate Demand by Commodity Type								
Processed goods for intermediate demand	ID6	1	7.7	-2.3	-1.4	-0.1	-0.1	-0.9
Processed foods and feeds	ID6	9112	12.5	0.3	-0.1	-0.1	-0.1	0.7
Meats	02	21	-5.2	3.4	0.3	-0.6	-0.5	2.3
Processed poultry	02	22	7.4	-1.1	-2.6	-5.8	-7.0	2.9
Dairy products	02	3	16.1	-0.4	-2.0	-1.4	0.4	-0.7
Processed fruits and vegetables ²	02	4	18.5	2.2	1.0	2.9	0.7	1.7
Refined sugar and byproducts ²	02	53	10.1	0.5	0.7	4.5	0.2	-0.2
Fats and oils ²	02	7	14.3	-3.7	-1.2	-0.2	-2.4	3.5
Prepared animal feeds ²	02	9	15.2	0.1	1.0	0.3	-1.7	0.6
Processed materials less foods and feeds	ID6	9111	7.3	-2.5	-1.5	-0.1	-0.1	-1.0
Synthetic fibers ²	03	1	6.9	1.7	2.2	1.0	0.1	-0.1
Processed yarns and threads ²	03	2	8.5	1.2	-0.1	-3.0	-3.8	-1.5
Finished fabrics ²	03	4	10.1	0.6	0.7	0.0	-0.2	0.7
Liquefied petroleum gas ²	05	32	-24.6	-11.3	-4.2	-14.6	-16.5	0.1
Commercial electric power	05	42	10.4	1.8	2.3	0.3	-0.8	-1.4
Industrial electric power	05	43	8.6	3.2	1.1	2.4	-0.1	-2.7
Commercial natural gas	05	52	16.8	-2.3	3.3	3.0	-3.8	-6.0
Industrial natural gas	05	53	15.9	-9.6	10.3	2.2	-7.2	-4.6
Natural gas to electric utilities	05	54	-23.5	-19.1	6.8	0.1	-8.4	-9.9
Gasoline	05	71	6.8	-17.5	-12.1	-1.5	4.9	-6.0
Jet fuel ²	05	7203	48.9	-6.1	-11.1	1.9	-1.1	0.2
No. 2 diesel fuel	05	7303	59.6	-14.9	-10.5	7.7	10.0	-4.5
Residual fuels ²	05	74	-11.0	-4.2	-16.7	-2.1	-17.9	-0.7

See footnotes at end of table.

Table 2. Producer price index percentage changes for selected commodity groupings by Final Demand-Intermediate Demand category, seasonally adjusted — Continued
 [November 2022]

Grouping	Commodity code		Unadjusted 12-month percent change ¹	Seasonally adjusted 1-month percent change ¹				
	Group code	Item code		Nov. 2021 to Nov. 2022 ^P	June to July	July to Aug. ^P	Aug. to Sept. ^P	Sept. to Oct. ^P
Finished lubricants ²	05	76	23.1	3.1	0.8	2.7	1.3	0.3
Lubricating oil base stocks ²	05	78	33.5	2.9	-0.7	-5.4	-2.8	-1.8
Asphalt.....	05	8102	3.9	-4.9	-6.2	-6.9	-11.5	-4.9
Basic inorganic chemicals ²	06	13	31.0	4.4	0.2	1.0	1.8	1.4
Basic organic chemicals.....	06	14	-2.9	-0.2	-6.2	-1.4	-1.1	-1.9
Prepared paint ²	06	21	21.5	1.8	0.3	0.8	0.5	0.1
Paint materials ²	06	22	20.8	1.9	3.1	2.0	-1.1	4.6
Medicinal and botanical chemicals ²	06	31	2.1	0.0	0.1	0.3	-0.1	0.5
Biological products, including diagnostics.....	06	37	5.0	0.4	0.5	0.3	0.0	0.3
Fats and oils, inedible ²	06	4	13.6	-7.7	0.9	-1.1	-1.0	6.2
Nitrogenates.....	06	5201	24.3	-8.7	1.9	-0.5	2.9	0.7
Phosphates.....	06	5202	2.4	-2.0	-0.4	0.3	0.3	-0.1
Other agricultural chemicals ²	06	53	36.9	0.7	0.3	0.8	1.9	-0.2
Plastic resins and materials.....	06	6	-10.7	-2.8	-3.9	-0.4	-3.1	-2.7
Industrial gases ²	06	7903	21.8	2.8	-0.5	0.5	0.3	6.2
Adhesives and sealants ²	06	7904	19.5	0.7	1.8	0.7	0.2	0.2
Synthetic rubber ²	07	1102	1.7	4.0	0.1	-1.1	-1.7	-3.5
Tires ²	07	1201	15.2	1.8	0.7	0.5	1.1	0.6
Plastic construction products ²	07	21	11.3	1.3	0.3	-0.4	-0.8	-0.5
Unsupported plastic film, sheet, other shapes ²	07	22	5.4	0.6	0.9	-1.0	-0.1	-0.9
Parts for manufacturing from plastics ²	07	26	7.6	0.4	0.5	0.4	0.2	-0.3
Plastic packaging products ²	07	2A	7.0	1.5	1.9	0.1	-1.7	-0.6
Softwood lumber.....	08	11	-3.9	1.5	-5.5	-3.4	-2.9	-0.1
Hardwood lumber ²	08	12	-18.2	0.5	-4.2	-4.4	-5.4	-7.4
Millwork.....	08	2	10.9	-0.2	1.3	-1.2	-0.4	-0.3
Plywood ²	08	3	6.5	-6.6	-0.8	-0.7	-2.3	-3.1
Paper ²	09	13	9.3	1.0	1.1	0.9	0.2	0.2
Paperboard ²	09	14	11.7	0.7	0.0	0.1	0.2	0.3
Paper boxes and containers ²	09	1503	15.2	0.5	2.4	0.3	0.3	0.7
Building paper and board ²	09	2	-8.9	-12.1	5.7	-5.9	-2.9	-0.4
Commercial printing ²	09	47	15.1	0.3	1.1	0.6	0.2	0.5
Foundry and forge shop products ²	10	15	14.5	0.9	-1.4	0.0	-0.4	0.4
Steel mill products ²	10	17	-26.6	-3.8	-4.8	-6.7	-5.5	-3.0
Primary nonferrous metals ²	10	22	-9.2	-9.6	1.6	-4.8	-2.7	7.2
Secondary nonferrous metals ²	10	24	1.1	-5.8	2.3	-4.3	-2.3	5.3
Aluminum mill shapes ²	10	2501	-12.7	-4.3	-4.0	-1.4	-3.1	-1.9
Copper and brass mill shapes ²	10	2502	-7.8	-10.7	0.1	1.1	-4.9	5.4
Nonferrous wire and cable ²	10	26	0.4	-2.8	-0.1	-1.0	-0.1	0.4
Nonferrous foundry shop products.....	10	28	12.5	0.6	0.2	1.2	-0.3	1.5
Metal containers ²	10	3	19.4	-1.5	0.1	0.6	-1.7	-0.5
Hardware ²	10	4	5.9	1.2	0.5	0.0	0.2	0.4
Plumbing fixtures and brass fittings.....	10	5	10.5	0.5	-0.2	0.4	0.5	0.4
Heating equipment ²	10	6	14.7	0.3	0.5	0.2	0.3	2.2
Fabricated structural metal products.....	10	7	7.7	-0.7	0.1	-0.2	0.2	-0.2
Bolts, nuts, screws, rivets, and washers ²	10	81	16.7	1.1	2.7	0.3	-0.7	0.1
Lighting fixtures ²	10	83	7.4	0.3	0.2	0.9	0.0	0.0
Fabricated ferrous wire products ²	10	88	14.3	0.5	0.3	-0.6	2.1	-0.2
Other miscellaneous metal products ²	10	89	8.6	0.3	0.3	0.0	0.2	0.5
Fluid power equipment.....	11	43	12.5	1.5	0.3	0.6	0.0	0.5
Mechanical power transmission equipment ²	11	45	15.1	0.9	1.7	1.1	0.7	1.8
Air conditioning and refrigeration equipment ²	11	48	18.3	1.4	-0.3	0.5	0.3	-0.9
Metal valves, except fluid power.....	11	4902	15.1	0.3	2.2	0.3	0.5	1.3
Ball and roller bearings ²	11	4905	7.4	1.8	0.0	-1.0	-0.2	0.2
Wiring devices ²	11	71	13.9	-0.6	1.0	-0.1	0.0	1.1
Motors, generators, motor generator sets ²	11	73	12.9	0.9	0.9	1.9	0.1	0.0
Switchgear, switchboard, and industrial controls equip. ²	11	75	20.2	0.9	1.9	0.2	0.2	0.6
Electronic components and accessories.....	11	78	4.4	0.0	-0.3	0.4	0.7	0.3
Internal combustion engines ²	11	94	6.9	0.1	0.9	0.1	0.4	0.0
Machine shop products ²	11	95	5.9	-0.3	1.0	0.2	0.5	0.4
Flat glass ²	13	11	12.3	1.5	2.3	-0.2	1.6	1.5
Cement.....	13	22	12.9	2.7	1.0	0.8	1.6	0.6
Concrete products.....	13	3	14.3	1.8	1.2	1.0	0.6	0.9
Asphalt felts and coatings ²	13	6	12.2	-0.2	0.5	0.7	-0.1	0.6
Paving mixtures and blocks.....	13	94	19.8	2.9	0.7	0.1	-0.4	0.0
Motor vehicle parts ²	14	12	3.6	0.2	0.5	0.2	-0.1	-0.1
Aircraft engines and engine parts.....	14	23	4.5	0.4	0.7	0.4	0.1	0.1

See footnotes at end of table.

Table 2. Producer price index percentage changes for selected commodity groupings by Final Demand-Intermediate Demand category, seasonally adjusted — Continued
 [November 2022]

Grouping	Commodity code		Unadjusted 12-month percent change ¹	Seasonally adjusted 1-month percent change ¹				
	Group code	Item code		Nov. 2021 to Nov. 2022 ^P	June to July	July to Aug. ^P	Aug. to Sept. ^P	Sept. to Oct. ^P
Aircraft parts and auxiliary equipment, n.e.c.....	14	25	2.8	0.0	0.0	1.2	0.0	0.4
Medical, surgical, and personal aid devices.....	15	6	4.0	0.1	0.3	0.3	0.3	-0.1
Unprocessed goods for intermediate demand.....	ID6	2	3.0	-9.3	4.6	-3.1	-10.5	-3.2
Unprocessed foodstuffs and feedstuffs.....	ID6	21	23.0	-1.9	-1.6	1.1	-1.5	1.1
Wheat ²	01	21	4.9	-22.7	-2.8	9.4	3.8	-3.3
Corn.....	01	2202	24.4	-8.5	4.7	11.8	-8.8	-3.6
Slaughter cattle.....	01	31	16.1	-1.5	4.0	-0.4	-0.4	1.4
Slaughter hogs.....	01	32	10.0	23.2	6.2	-12.3	-13.2	4.1
Slaughter chickens.....	01	4102	24.7	-1.9	-9.0	0.4	-4.7	0.5
Slaughter turkeys.....	01	42	33.1	6.7	1.7	-0.1	5.3	-3.8
Raw milk.....	01	6	32.1	-4.2	-7.7	-2.1	2.0	2.9
Hay and hayseeds ²	01	81	5.3	7.4	-8.7	5.1	0.5	-15.0
Oilseeds.....	01	8301	20.8	-13.6	5.1	5.4	-9.5	4.8
Raw cane sugar and byproducts ²	02	5201	14.6	1.2	3.3	0.0	1.5	0.4
Unprocessed nonfood materials.....	ID6	22	-5.5	-12.3	7.5	-4.9	-14.5	-5.4
Raw cotton ²	01	51	-23.8	-23.8	4.7	-0.2	-15.2	-4.5
Hides and skins.....	04	1	-17.3	-0.1	-0.9	-0.6	2.9	-7.5
Coal.....	05	1	63.2	4.5	-2.7	1.6	2.3	-1.2
Natural gas ²	05	31	-26.0	-16.2	29.3	-8.3	-37.1	-15.8
Crude petroleum ²	05	61	8.5	-15.6	-6.0	-6.5	2.3	-2.3
Logs, bolts, timber, pulpwood, and woodchips ²	08	5	4.7	0.1	-0.5	-0.2	-0.4	0.0
Recyclable paper ²	09	12	-68.4	3.1	-11.0	-26.1	-31.9	-21.9
Iron ores.....	10	11	10.8	4.1	-0.2	0.5	1.0	0.6
Iron and steel scrap ²	10	12	-34.3	-12.6	-8.0	-3.4	-3.9	-2.6
Nonferrous metal ores ²	10	21	-4.9	-9.6	3.7	-2.3	-5.4	5.2
Copper base scrap ²	10	2301	-9.5	-15.2	3.0	1.2	-2.9	9.7
Aluminum base scrap.....	10	2302	-22.2	-24.7	9.7	-3.3	-8.1	0.2
Construction sand, gravel, and crushed stone.....	13	21	11.6	0.8	0.8	0.4	0.3	0.4
Services for intermediate demand.....	ID6	3	6.7	0.3	0.6	0.4	0.4	0.6
Trade services for intermediate demand ³	ID6	33	9.0	0.0	-0.9	-0.2	-0.1	0.5
Machinery and equipment parts and supplies wholesaling ²	57	1102	7.1	0.8	-2.8	1.6	-0.5	-0.1
Building materials, paint, and hardware wholesaling.....	57	3	9.9	1.8	-1.8	-2.1	2.3	0.2
Metals, minerals, and ores wholesaling ²	57	4	-11.0	-4.7	-7.5	-2.7	-0.8	-0.9
Chemicals and allied products wholesaling ²	57	5	7.5	0.4	6.2	-1.1	-2.2	0.0
Paper and plastics products wholesaling ²	57	6	18.4	-1.4	-0.8	3.9	0.0	0.3
Food wholesaling ²	57	8101	15.4	2.7	2.2	-1.8	2.0	1.2
Automotive parts, including tires, retailing ²	58	6102	15.6	2.6	0.4	1.3	0.4	-0.8
Hardware, building material, and supplies retailing.....	58	D	4.0	-7.1	-5.9	-2.1	2.5	0.3
Transportation and warehousing services for intermediate demand.....	ID6	32	6.3	1.0	-0.3	-0.8	0.6	-1.3
Rail transportation of freight and mail ²	30	11	8.6	1.2	-0.4	0.0	-0.7	0.6
Truck transportation of freight ²	30	12	11.1	-0.2	-2.2	-0.7	-0.6	1.1
Water transportation of freight ²	30	13	29.8	2.5	1.8	1.1	-0.2	1.5
Air transportation of freight ²	30	14	-1.8	-0.7	-1.5	-1.5	-2.8	-2.0
U.S. Postal Service.....	30	1601	4.8	5.0	0.2	0.1	1.0	0.0
Courier and messenger services, except air mail.....	30	1602	9.1	0.3	0.0	0.4	0.0	0.8
Air mail and package delivery services, excluding by USPS.....	30	1603	14.4	0.2	-1.9	1.0	-0.2	1.2
Pipeline transportation ²	30	17	-	2.9	0.0	3.0	-0.1	0.0
Transportation of passengers (partial).....	30	2	18.0	-2.9	0.7	-0.3	2.9	-5.6
Services related to water transportation.....	31	1	4.3	-0.2	0.3	-0.4	0.2	0.3
Arrangement of freight and cargo ²	31	31	-21.6	2.2	3.8	-11.9	6.9	-15.2
Warehousing, storage, and related services ²	32	1	7.0	2.8	-4.0	1.4	-0.9	0.2
Services less trade, transportation, and warehousing for intermediate demand.....	ID6	31	5.9	0.2	1.4	0.9	0.5	1.1
Network compensation from broadcast TV, cable TV, radio ²	35	-	4.5	0.0	0.3	0.0	0.0	0.0
Advertising space sales in periodicals and newspapers ²	36	11	-0.3	-0.9	0.2	-0.7	0.7	-0.4
Advertising space sales in directories and mail lists ²	36	12	0.1	0.0	0.0	0.0	0.0	0.0
Television advertising time sales.....	36	2	-0.6	0.2	-4.1	-1.2	4.5	-2.2
Radio advertising time sales.....	36	3	-4.2	-6.6	-1.7	5.0	-3.0	3.2
Internet advertising space sales, excluding Internet ads sold by print publishers ²	36	5	15.6	-2.6	1.1	0.5	2.1	0.0
Business wired telecommunication services ²	37	12	1.6	0.5	0.4	0.0	-0.1	0.1
Wireless telecommunication services.....	37	2	2.0	0.0	0.5	0.0	0.0	0.4
Cable and satellite subscriber services.....	37	3	7.7	1.0	0.3	1.1	0.6	1.1
Bundled wired telecommunication access services ²	37	5	6.8	2.7	0.4	1.7	1.2	-0.1
Data processing and related services ²	38	1	-1.4	-0.1	-0.1	-0.2	0.1	0.0
Business loans (partial).....	39	11	71.2	9.1	10.2	8.8	5.9	9.7

See footnotes at end of table.

Table 2. Producer price index percentage changes for selected commodity groupings by Final Demand-Intermediate Demand category, seasonally adjusted — Continued
 [November 2022]

Grouping	Commodity code		Unadjusted 12-month percent change ¹	Seasonally adjusted 1-month percent change ¹				
	Group code	Item code		Nov. 2021 to Nov. 2022 ^P	June to July	July to Aug. ^P	Aug. to Sept. ^P	Sept. to Oct. ^P
Deposit services (partial) ²	39	2	-5.9	0.3	-1.2	4.0	0.2	-1.3
Other credit intermediation, incl. trust services (partial) ²	39	3	-5.4	0.2	-4.8	0.5	-0.1	-2.5
Securities brokerage, dealing, investment advice, and related services ²	40	1	19.1	0.1	9.5	-1.9	3.9	11.3
Portfolio management ²	40	2	-13.2	-7.1	2.2	1.6	-1.7	1.7
Investment banking ²	40	3	-8.1	0.0	-5.0	5.8	0.1	-0.5
Life insurance ²	41	1101	3.4	0.4	0.0	0.0	0.1	0.0
Health and medical insurance.....	41	1103	2.0	-0.1	0.2	0.2	0.1	0.2
Property and casualty insurance ²	41	1104	2.9	0.8	0.1	0.4	0.0	0.0
Annuities ²	41	2	-1.2	0.1	0.0	0.5	-0.3	0.0
Commissions from sales of insurance ²	42	1	0.0	0.0	0.0	0.0	0.0	0.0
Nonresidential real estate rents ²	43	11	4.7	-0.2	5.2	1.4	-1.7	-0.5
Nonresidential property sales and leases ²	43	12	4.3	0.7	0.2	0.1	0.0	0.0
Residential property management fees ²	43	22	3.2	0.3	0.3	0.5	-0.5	0.6
Passenger car rental.....	44	1	-0.4	-2.5	3.7	-0.7	2.5	-3.0
Truck, utility trailer, and RV rental and leasing ²	44	2	4.7	-0.2	1.6	-0.4	0.2	1.0
Construction, mining, and forestry machinery and equipment rental and leasing ²	44	3	6.5	-0.3	3.0	0.0	0.0	0.1
Legal services.....	45	1	4.9	0.4	0.4	0.8	0.4	0.4
Accounting services (partial).....	45	2	5.5	-0.3	2.0	0.6	0.1	0.3
Architectural and engineering services.....	45	3	5.7	0.1	0.4	0.1	0.0	0.3
Management, scientific, and technical consulting services.....	45	4	-0.1	1.1	0.0	-0.3	-0.8	0.2
Advertising and related services (partial) ²	45	5	6.3	0.3	-0.1	0.0	0.0	0.1
Permanent placement services ²	46	1	7.6	1.2	-1.0	2.2	0.9	-0.9
Executive search services ²	46	2	2.6	-1.4	1.6	-1.4	6.4	-3.6
Staffing services.....	46	3	3.7	-0.3	-0.1	0.1	-0.1	0.0
Security guard services ²	48	1	7.9	0.1	-0.1	2.5	0.3	0.0
Janitorial services ²	49	1	7.3	0.3	-0.1	0.0	0.2	0.0
Waste collection.....	50	1	10.0	2.6	0.6	0.5	0.8	0.4
Traveler accommodation services.....	53	11	10.3	-0.7	-3.2	3.1	2.0	-1.6
Commercial and industrial machinery and equipment repair and maintenance.....	55	1	11.8	0.4	2.4	1.0	-0.1	0.2
Aircraft repair and maintenance.....	55	4	2.5	0.4	0.2	0.1	0.2	0.4
Metal treatment services ²	59	1	7.7	1.2	0.3	0.0	0.5	0.0
Construction for intermediate demand.....	ID6	4	8.5	-1.6	0.1	0.3	1.4	0.0
Maintenance and repair of non-residential buildings (partial) ²	80	2	8.5	-1.6	0.1	0.3	1.4	0.0
Intermediate Demand by Production Flow								
Stage 4 intermediate demand.....	ID5	4	6.9	-0.4	0.3	0.4	0.0	0.2
Stage 4 intermediate demand goods.....	ID5	9411	8.0	-0.9	0.0	0.1	-0.2	-0.3
Grains.....	01	2	19.2	-11.8	3.2	10.5	-5.8	-3.2
Meats.....	02	21	-5.2	3.4	0.3	-0.6	-0.5	2.3
Unprocessed and packaged fish.....	02	23	-10.4	-2.1	1.2	2.3	-1.0	-2.6
Dairy products.....	02	3	16.1	-0.4	-2.0	-1.4	0.4	-0.7
Commercial electric power.....	05	42	10.4	1.8	2.3	0.3	-0.8	-1.4
Industrial electric power.....	05	43	8.6	3.2	1.1	2.4	-0.1	-2.7
Gasoline.....	05	71	6.8	-17.5	-12.1	-1.5	4.9	-6.0
No. 2 diesel fuel.....	05	7303	59.6	-14.9	-10.5	7.7	10.0	-4.5
Basic organic chemicals.....	06	14	-2.9	-0.2	-6.2	-1.4	-1.1	-1.9
Prepared paint ²	06	21	21.5	1.8	0.3	0.8	0.5	0.1
Medicinal and botanical chemicals ²	06	31	2.1	0.0	0.1	0.3	-0.1	0.5
Biological products, including diagnostics.....	06	37	5.0	0.4	0.5	0.3	0.0	0.3
Pharmaceutical preparations.....	06	38	2.2	0.6	0.3	0.3	0.2	0.1
Plastic construction products ²	07	21	11.3	1.3	0.3	-0.4	-0.8	-0.5
Unsupported plastic film, sheet, and other shapes ²	07	22	5.4	0.6	0.9	-1.0	-0.1	-0.9
Parts for manufacturing from plastics ²	07	26	7.6	0.4	0.5	0.4	0.2	-0.3
Plastic packaging products ²	07	2A	7.0	1.5	1.9	0.1	-1.7	-0.6
Lumber.....	08	1	-9.0	1.2	-5.1	-3.8	-3.7	-2.5
Millwork.....	08	2	10.9	-0.2	1.3	-1.2	-0.4	-0.3
Paper boxes and containers ²	09	1503	15.2	0.5	2.4	0.3	0.3	0.7
Commercial printing ²	09	47	15.1	0.3	1.1	0.6	0.2	0.5
Steel mill products ²	10	17	-26.6	-3.8	-4.8	-6.7	-5.5	-3.0
Nonferrous wire and cable ²	10	26	0.4	-2.8	-0.1	-1.0	-0.1	0.4
Fabricated structural metal products.....	10	7	7.7	-0.7	0.1	-0.2	0.2	-0.2
Other miscellaneous metal products ²	10	89	8.6	0.3	0.3	0.0	0.2	0.5
Air conditioning and refrigeration equipment ²	11	48	18.3	1.4	-0.3	0.5	0.3	-0.9
Wiring devices ²	11	71	13.9	-0.6	1.0	-0.1	0.0	1.1

See footnotes at end of table.

Table 2. Producer price index percentage changes for selected commodity groupings by Final Demand-Intermediate Demand category, seasonally adjusted — Continued
 [November 2022]

Grouping	Commodity code		Unadjusted 12-month percent change ¹	Seasonally adjusted 1-month percent change ¹				
	Group code	Item code		Nov. 2021 to Nov. 2022 ^P	June to July	July to Aug. ^P	Aug. to Sept. ^P	Sept. to Oct. ^P
Electronic components and accessories.....	11	78	4.4	0.0	-0.3	0.4	0.7	0.3
Miscellaneous electrical machinery and equipment ²	11	79	7.1	1.4	0.9	0.2	0.1	0.3
Internal combustion engines ²	11	94	6.9	0.1	0.9	0.1	0.4	0.0
Machine shop products ²	11	95	5.9	-0.3	1.0	0.2	0.5	0.4
Concrete ingredients and related products.....	13	2	11.9	1.3	0.9	0.5	0.6	0.4
Concrete products.....	13	3	14.3	1.8	1.2	1.0	0.6	0.9
Prepared asphalt, tar roofing and siding products ²	13	61	12.5	-0.4	0.2	0.8	-0.2	0.7
Paving mixtures and blocks.....	13	94	19.8	2.9	0.7	0.1	-0.4	0.0
Motor vehicle parts ²	14	12	3.6	0.2	0.5	0.2	-0.1	-0.1
Aircraft engines and engine parts.....	14	23	4.5	0.4	0.7	0.4	0.1	0.1
Aircraft parts and auxiliary equipment, n.e.c.....	14	25	2.8	0.0	0.0	1.2	0.0	0.4
Medical, surgical and personal aid devices.....	15	6	4.0	0.1	0.3	0.3	0.3	-0.1
Stage 4 intermediate demand services.....	ID5	9412	5.9	0.0	0.7	0.6	0.2	0.8
Truck transportation of freight ²	30	12	11.1	-0.2	-2.2	-0.7	-0.6	1.1
Courier, messenger, and U.S. postal services.....	30	16	8.1	2.2	-0.3	0.4	0.4	0.5
Airline passenger services.....	30	22	18.3	-2.9	0.7	-0.3	2.9	-5.7
Warehousing, storage, and related services ²	32	1	7.0	2.8	-4.0	1.4	-0.9	0.2
Advertising space sales in periodicals and newspapers ²	36	11	-0.3	-0.9	0.2	-0.7	0.7	-0.4
Data processing and related services ²	38	1	-1.4	-0.1	-0.1	-0.2	0.1	0.0
Business loans (partial).....	39	11	71.2	9.1	10.2	8.8	5.9	9.7
Deposit services (partial) ²	39	2	-5.9	0.3	-1.2	4.0	0.2	-1.3
Securities brokerage, dealing, investment advice, and related services ²	40	1	19.1	0.1	9.5	-1.9	3.9	11.3
Portfolio management ²	40	2	-13.2	-7.1	2.2	1.6	-1.7	1.7
Investment banking ²	40	3	-8.1	0.0	-5.0	5.8	0.1	-0.5
Insurance.....	41	11	2.6	0.3	0.2	0.3	0.1	0.1
Annuities ²	41	2	-1.2	0.1	0.0	0.5	-0.3	0.0
Nonresidential real estate rents ²	43	11	4.7	-0.2	5.2	1.4	-1.7	-0.5
Nonresidential property sales and leases ²	43	12	4.3	0.7	0.2	0.1	0.0	0.0
Nonresidential property management fees ²	43	13	8.7	1.2	-2.0	0.7	4.3	0.1
Residential property management fees ²	43	22	3.2	0.3	0.3	0.5	-0.5	0.6
Construction, mining, and forestry machinery and equipment rental and leasing ²	44	3	6.5	-0.3	3.0	0.0	0.0	0.1
Legal services.....	45	1	4.9	0.4	0.4	0.8	0.4	0.4
Advertising agency services ²	45	51	6.3	0.3	-0.1	0.0	0.0	0.1
Accounting services (partial).....	45	2	5.5	-0.3	2.0	0.6	0.1	0.3
Architectural and engineering services.....	45	3	5.7	0.1	0.4	0.1	0.0	0.3
Management, scientific, and technical consulting services.....	45	4	-0.1	1.1	0.0	-0.3	-0.8	0.2
Staffing services.....	46	3	3.7	-0.3	-0.1	0.1	-0.1	0.0
Janitorial services ²	49	1	7.3	0.3	-0.1	0.0	0.2	0.0
Commercial and industrial machinery and equipment repair and maintenance.....	55	1	11.8	0.4	2.4	1.0	-0.1	0.2
Machinery and equipment parts and supplies wholesaling ²	57	1102	7.1	0.8	-2.8	1.6	-0.5	-0.1
Building materials, paint, and hardware wholesaling.....	57	3	9.9	1.8	-1.8	-2.1	2.3	0.2
Metals, minerals, and ores wholesaling ²	57	4	-11.0	-4.7	-7.5	-2.7	-0.8	-0.9
Chemicals and allied products wholesaling ²	57	5	7.5	0.4	6.2	-1.1	-2.2	0.0
Paper and plastics products wholesaling ²	57	6	18.4	-1.4	-0.8	3.9	0.0	0.3
Food and alcohol wholesaling ²	57	8	15.6	2.3	2.0	-1.3	2.0	1.2
Hardware and building materials and supplies retailing.....	58	D	4.0	-7.1	-5.9	-2.1	2.5	0.3
Metal treatment services ²	59	1	7.7	1.2	0.3	0.0	0.5	0.0
Stage 3 intermediate demand.....	ID5	3	8.4	-1.4	-1.6	0.0	-0.1	-0.4
Stage 3 intermediate demand goods.....	ID5	9311	10.6	-3.0	-3.1	-0.1	-0.7	-0.9
Slaughter cattle.....	01	31	16.1	-1.5	4.0	-0.4	-0.4	1.4
Slaughter hogs.....	01	32	10.0	23.2	6.2	-12.3	-13.2	4.1
Slaughter poultry.....	01	4	25.9	-0.7	-7.2	0.3	-3.0	-0.3
Raw milk.....	01	6	32.1	-4.2	-7.7	-2.1	2.0	2.9
Commercial electric power.....	05	42	10.4	1.8	2.3	0.3	-0.8	-1.4
Industrial electric power.....	05	43	8.6	3.2	1.1	2.4	-0.1	-2.7
Gasoline.....	05	71	6.8	-17.5	-12.1	-1.5	4.9	-6.0
Jet fuel ²	05	7203	48.9	-6.1	-11.1	1.9	-1.1	0.2
No. 2 diesel fuel.....	05	7303	59.6	-14.9	-10.5	7.7	10.0	-4.5
Finished lubricants ²	05	76	23.1	3.1	0.8	2.7	1.3	0.3
Lubricating oil base stocks ²	05	78	33.5	2.9	-0.7	-5.4	-2.8	-1.8
Asphalt.....	05	8102	3.9	-4.9	-6.2	-6.9	-11.5	-4.9
Basic inorganic chemicals ²	06	13	31.0	4.4	0.2	1.0	1.8	1.4
Basic organic chemicals.....	06	14	-2.9	-0.2	-6.2	-1.4	-1.1	-1.9
Paints and allied products ²	06	2	20.9	1.7	0.9	1.1	0.1	1.1

See footnotes at end of table.

Table 2. Producer price index percentage changes for selected commodity groupings by Final Demand-Intermediate Demand category, seasonally adjusted — Continued
 [November 2022]

Grouping	Commodity code		Unadjusted 12-month percent change ¹	Seasonally adjusted 1-month percent change ¹				
	Group code	Item code		Nov. 2021 to Nov. 2022 ^P	June to July	July to Aug. ^P	Aug. to Sept. ^P	Sept. to Oct. ^P
Agricultural chemicals and chemical products.....	06	5	21.5	-2.9	2.7	1.4	1.2	-0.8
Plastic resins and materials.....	06	6	-10.7	-2.8	-3.9	-0.4	-3.1	-2.7
Synthetic rubber ²	07	1102	1.7	4.0	0.1	-1.1	-1.7	-3.5
Unsupported plastic film, sheet, and other shapes ²	07	22	5.4	0.6	0.9	-1.0	-0.1	-0.9
Paper ²	09	13	9.3	1.0	1.1	0.9	0.2	0.2
Paperboard ²	09	14	11.7	0.7	0.0	0.1	0.2	0.3
Converted paper and paperboard products ²	09	15	14.3	1.0	1.3	0.5	0.7	1.1
Commercial printing ²	09	47	15.1	0.3	1.1	0.6	0.2	0.5
Foundry and forge shop products ²	10	15	14.5	0.9	-1.4	0.0	-0.4	0.4
Steel mill products ²	10	17	-26.6	-3.8	-4.8	-6.7	-5.5	-3.0
Nonferrous mill shapes ²	10	25	-8.1	-4.8	-2.4	-0.5	-3.5	0.3
Nonferrous foundry shop products.....	10	28	12.5	0.6	0.2	1.2	-0.3	1.5
Metal containers ²	10	3	19.4	-1.5	0.1	0.6	-1.7	-0.5
Structural, architectural, and pre-engineered metal products.....	10	74	7.0	-1.2	-0.3	-0.4	-0.4	-0.1
Bolts, nuts, screws, rivets, and washers ²	10	81	16.7	1.1	2.7	0.3	-0.7	0.1
Other miscellaneous metal products ²	10	89	8.6	0.3	0.3	0.0	0.2	0.5
General purpose machinery and equipment.....	11	4	13.8	1.1	0.6	0.4	0.4	0.6
Electrical machinery and equipment.....	11	7	7.2	0.5	0.4	0.2	0.2	0.5
Construction sand, gravel, and crushed stone.....	13	21	11.6	0.8	0.8	0.4	0.3	0.4
Cement.....	13	22	12.9	2.7	1.0	0.8	1.6	0.6
Motor vehicle parts ²	14	12	3.6	0.2	0.5	0.2	-0.1	-0.1
Aircraft and aircraft equipment.....	14	2	4.4	0.2	0.3	0.4	0.2	0.3
Stage 3 intermediate demand services.....	ID5	9312	6.0	0.4	0.1	0.0	0.5	0.2
Rail transportation of freight and mail ²	30	11	8.6	1.2	-0.4	0.0	-0.7	0.6
Courier, messenger, and U.S. postal services.....	30	16	8.1	2.2	-0.3	0.4	0.4	0.5
Arrangement of freight and cargo ²	31	31	-21.6	2.2	3.8	-11.9	6.9	-15.2
Freight forwarding ²	31	3201	-0.1	-0.2	-0.2	-0.1	0.0	-3.4
Warehousing, storage, and related services ²	32	1	7.0	2.8	-4.0	1.4	-0.9	0.2
Advertising space sales in periodicals, newspapers, directories, and mailing lists ²	36	1	-0.2	-0.8	0.2	-0.5	0.6	-0.3
Wired telephone services ²	37	1	2.1	0.3	0.4	0.7	0.1	0.1
Bundled wired telecommunications access services ²	37	5	6.8	2.7	0.4	1.7	1.2	-0.1
Data processing and related services ²	38	1	-1.4	-0.1	-0.1	-0.2	0.1	0.0
Business loans (partial).....	39	11	71.2	9.1	10.2	8.8	5.9	9.7
Deposit services (partial) ²	39	2	-5.9	0.3	-1.2	4.0	0.2	-1.3
Securities brokerage, dealing, investment advice, and related services ²	40	1	19.1	0.1	9.5	-1.9	3.9	11.3
Insurance.....	41	11	2.6	0.3	0.2	0.3	0.1	0.1
Nonresidential real estate rents ²	43	11	4.7	-0.2	5.2	1.4	-1.7	-0.5
Legal services.....	45	1	4.9	0.4	0.4	0.8	0.4	0.4
Accounting services (partial).....	45	2	5.5	-0.3	2.0	0.6	0.1	0.3
Architectural and engineering services.....	45	3	5.7	0.1	0.4	0.1	0.0	0.3
Management, scientific, and technical consulting services.....	45	4	-0.1	1.1	0.0	-0.3	-0.8	0.2
Advertising agency services ²	45	51	6.3	0.3	-0.1	0.0	0.0	0.1
Staffing services.....	46	3	3.7	-0.3	-0.1	0.1	-0.1	0.0
Aircraft repair maintenance.....	55	4	2.5	0.4	0.2	0.1	0.2	0.4
Machinery and equipment parts and supplies wholesaling ²	57	1102	7.1	0.8	-2.8	1.6	-0.5	-0.1
Building materials, paint, and hardware wholesaling.....	57	3	9.9	1.8	-1.8	-2.1	2.3	0.2
Metals, minerals, and ores wholesaling ²	57	4	-11.0	-4.7	-7.5	-2.7	-0.8	-0.9
Chemicals and allied products wholesaling ²	57	5	7.5	0.4	6.2	-1.1	-2.2	0.0
Paper and plastics products wholesaling ²	57	6	18.4	-1.4	-0.8	3.9	0.0	0.3
Food wholesaling ²	57	8101	15.4	2.7	2.2	-1.8	2.0	1.2
Metal treatment services ²	59	1	7.7	1.2	0.3	0.0	0.5	0.0
Stage 2 intermediate demand.....	ID5	2	3.8	-4.2	3.1	-1.8	-4.9	-1.4
Stage 2 intermediate demand goods.....	ID5	9211	-0.8	-8.4	4.7	-3.9	-10.2	-3.4
Corn.....	01	2202	24.4	-8.5	4.7	11.8	-8.8	-3.6
Oilseeds.....	01	83	20.8	-13.6	5.1	5.4	-9.5	4.8
Prepared animal feeds ²	02	9	15.2	0.1	1.0	0.3	-1.7	0.6
Coal.....	05	1	63.2	4.5	-2.7	1.6	2.3	-1.2
Natural gas ²	05	31	-26.0	-16.2	29.3	-8.3	-37.1	-15.8
Liquefied petroleum gas ²	05	32	-24.6	-11.3	-4.2	-14.6	-16.5	0.1
Crude petroleum ²	05	61	8.5	-15.6	-6.0	-6.5	2.3	-2.3
No. 2 diesel fuel.....	05	7303	59.6	-14.9	-10.5	7.7	10.0	-4.5
Industrial chemicals.....	06	1	1.3	0.4	-5.3	-1.0	-0.7	-1.4
Plastic resins and materials.....	06	6	-10.7	-2.8	-3.9	-0.4	-3.1	-2.7
Plastic products ²	07	2	8.9	0.9	0.8	-0.3	-0.8	-0.4
Logs, bolts, timber, pulpwood, and wood chips ²	08	5	4.7	0.1	-0.5	-0.2	-0.4	0.0

See footnotes at end of table.

Table 2. Producer price index percentage changes for selected commodity groupings by Final Demand-Intermediate Demand category, seasonally adjusted — Continued
 [November 2022]

Grouping	Commodity code		Unadjusted 12-month percent change ¹	Seasonally adjusted 1-month percent change ¹				
	Group code	Item code		Nov. 2021 to Nov. 2022 ^P	June to July	July to Aug. ^P	Aug. to Sept. ^P	Sept. to Oct. ^P
Paper ²	09	13	9.3	1.0	1.1	0.9	0.2	0.2
Paperboard, excluding corrugated paperboard ²	09	1411	11.9	0.7	-0.1	0.1	0.3	0.4
Commercial printing ²	09	47	15.1	0.3	1.1	0.6	0.2	0.5
Iron and steel scrap ²	10	12	-34.3	-12.6	-8.0	-3.4	-3.9	-2.6
Steel mill products ²	10	17	-26.6	-3.8	-4.8	-6.7	-5.5	-3.0
Nonferrous mill shapes ²	10	25	-8.1	-4.8	-2.4	-0.5	-3.5	0.3
Electrical machinery and equipment.....	11	7	7.2	0.5	0.4	0.2	0.2	0.5
Electronic components and accessories.....	11	78	4.4	0.0	-0.3	0.4	0.7	0.3
Stage 2 intermediate demand services.....	ID5	9212	8.3	1.0	1.4	0.5	0.7	0.6
Rail transportation of freight and mail ²	30	11	8.6	1.2	-0.4	0.0	-0.7	0.6
Truck transportation of freight ²	30	12	11.1	-0.2	-2.2	-0.7	-0.6	1.1
U.S. Postal Service.....	30	1601	4.8	5.0	0.2	0.1	1.0	0.0
Courier and messenger services, except air.....	30	1602	9.1	0.3	0.0	0.4	0.0	0.8
Air mail and package delivery services, excluding by USPS.....	30	1603	14.4	0.2	-1.9	1.0	-0.2	1.2
Pipeline transportation ²	30	17	-	2.9	0.0	3.0	-0.1	0.0
Airline passenger services.....	30	22	18.3	-2.9	0.7	-0.3	2.9	-5.7
Arrangement of freight and cargo ²	31	31	-21.6	2.2	3.8	-11.9	6.9	-15.2
Television advertising time sales.....	36	21	-0.6	0.2	-4.1	-1.2	4.5	-2.2
Wireless telecommunication services.....	37	2	2.0	0.0	0.5	0.0	0.0	0.4
Data processing and related services ²	38	1	-1.4	-0.1	-0.1	-0.2	0.1	0.0
Securities brokerage, dealing, investment advice, and related services ²	40	1	19.1	0.1	9.5	-1.9	3.9	11.3
Portfolio management ²	40	2	-13.2	-7.1	2.2	1.6	-1.7	1.7
Investment banking ²	40	31	-8.1	0.0	-5.0	5.8	0.1	-0.5
Insurance.....	41	11	2.6	0.3	0.2	0.3	0.1	0.1
Commissions from sales of insurance ²	42	11	0.0	0.0	0.0	0.0	0.0	0.0
Legal services.....	45	1	4.9	0.4	0.4	0.8	0.4	0.4
Accounting services (partial).....	45	2	5.5	-0.3	2.0	0.6	0.1	0.3
Management, scientific, and technical consulting services.....	45	4	-0.1	1.1	0.0	-0.3	-0.8	0.2
Advertising agency services ²	45	51	6.3	0.3	-0.1	0.0	0.0	0.1
Staffing services.....	46	3	3.7	-0.3	-0.1	0.1	-0.1	0.0
Security guard services ²	48	1	7.9	0.1	-0.1	2.5	0.3	0.0
Janitorial services ²	49	1	7.3	0.3	-0.1	0.0	0.2	0.0
Traveler accommodation services.....	53	1	10.3	-0.7	-3.2	3.1	2.0	-1.6
Commercial and industrial machinery and equipment repair and maintenance.....	55	1	11.8	0.4	2.4	1.0	-0.1	0.2
Hardware and building materials and supplies retailing.....	58	D	4.0	-7.1	-5.9	-2.1	2.5	0.3
Stage 1 intermediate demand.....	ID5	1	7.6	-1.9	-0.5	0.3	0.1	-0.3
Stage 1 intermediate demand goods.....	ID5	9111	8.5	-3.2	-1.4	0.4	-0.1	-1.2
Prepared animal feeds ²	02	9	15.2	0.1	1.0	0.3	-1.7	0.6
Commercial electric power.....	05	42	10.4	1.8	2.3	0.3	-0.8	-1.4
Industrial electric power.....	05	43	8.6	3.2	1.1	2.4	-0.1	-2.7
Commercial natural gas.....	05	52	16.8	-2.3	3.3	3.0	-3.8	-6.0
Industrial natural gas.....	05	53	15.9	-9.6	10.3	2.2	-7.2	-4.6
Gasoline.....	05	71	6.8	-17.5	-12.1	-1.5	4.9	-6.0
No. 2 diesel fuel.....	05	7303	59.6	-14.9	-10.5	7.7	10.0	-4.5
Industrial chemicals.....	06	1	1.3	0.4	-5.3	-1.0	-0.7	-1.4
Prepared paint ²	06	21	21.5	1.8	0.3	0.8	0.5	0.1
Plastic construction products ²	07	21	11.3	1.3	0.3	-0.4	-0.8	-0.5
Recyclable paper ²	09	12	-68.4	3.1	-11.0	-26.1	-31.9	-21.9
Paper ²	09	13	9.3	1.0	1.1	0.9	0.2	0.2
Converted paper and paperboard products ²	09	15	14.3	1.0	1.3	0.5	0.7	1.1
Iron and steel scrap ²	10	12	-34.3	-12.6	-8.0	-3.4	-3.9	-2.6
Steel mill products ²	10	17	-26.6	-3.8	-4.8	-6.7	-5.5	-3.0
Primary nonferrous metals ²	10	22	-9.2	-9.6	1.6	-4.8	-2.7	7.2
Nonferrous scrap.....	10	23	-10.5	-9.5	5.4	-1.5	-4.6	1.9
Nonferrous wire and cable ²	10	26	0.4	-2.8	-0.1	-1.0	-0.1	0.4
Fabricated structural metal products.....	10	7	7.7	-0.7	0.1	-0.2	0.2	-0.2
General purpose machinery and equipment.....	11	4	13.8	1.1	0.6	0.4	0.4	0.6
Construction sand, gravel, and crushed stone.....	13	21	11.6	0.8	0.8	0.4	0.3	0.4
Stage 1 intermediate demand services.....	ID5	9112	6.4	-0.5	0.5	0.2	0.4	0.7
Truck transportation of freight ²	30	12	11.1	-0.2	-2.2	-0.7	-0.6	1.1
Airline passenger services.....	30	22	18.3	-2.9	0.7	-0.3	2.9	-5.7
Advertising space sales in periodicals, newspapers, directories, and mailing lists ²	36	1	-0.2	-0.8	0.2	-0.5	0.6	-0.3
Business wired telecommunication services ²	37	12	1.6	0.5	0.4	0.0	-0.1	0.1
Wireless telecommunication services.....	37	2	2.0	0.0	0.5	0.0	0.0	0.4

See footnotes at end of table.

Table 2. Producer price index percentage changes for selected commodity groupings by Final Demand-Intermediate Demand category, seasonally adjusted — Continued
 [November 2022]

Grouping	Commodity code		Unadjusted 12-month percent change ¹	Seasonally adjusted 1-month percent change ¹				
	Group code	Item code		Nov. 2021 to Nov. 2022 ^p	June to July	July to Aug. ^p	Aug. to Sept. ^p	Sept. to Oct. ^p
Bundled wired telecommunications access services ²	37	5	6.8	2.7	0.4	1.7	1.2	-0.1
Business loans (partial).....	39	11	71.2	9.1	10.2	8.8	5.9	9.7
Deposit services (partial) ²	39	2	-5.9	0.3	-1.2	4.0	0.2	-1.3
Securities brokerage, dealing, investment advice, and related services ²	40	1	19.1	0.1	9.5	-1.9	3.9	11.3
Portfolio management ²	40	2	-13.2	-7.1	2.2	1.6	-1.7	1.7
Investment banking ²	40	3	-8.1	0.0	-5.0	5.8	0.1	-0.5
Insurance.....	41	11	2.6	0.3	0.2	0.3	0.1	0.1
Nonresidential real estate rents ²	43	11	4.7	-0.2	5.2	1.4	-1.7	-0.5
Architectural and engineering services.....	45	3	5.7	0.1	0.4	0.1	0.0	0.3
Management consulting services.....	45	41	-0.1	1.1	0.0	-0.3	-0.8	0.2
Waste collection.....	50	1	10.0	2.6	0.6	0.5	0.8	0.4
Traveler accommodation services.....	53	11	10.3	-0.7	-3.2	3.1	2.0	-1.6
Commercial and industrial machinery and equipment repair and maintenance.....	55	1	11.8	0.4	2.4	1.0	-0.1	0.2
Machinery and equipment parts and supplies wholesaling ²	57	1102	7.1	0.8	-2.8	1.6	-0.5	-0.1
Building materials, paint, and hardware wholesaling.....	57	3	9.9	1.8	-1.8	-2.1	2.3	0.2
Metals, minerals, and ores wholesaling ²	57	4	-11.0	-4.7	-7.5	-2.7	-0.8	-0.9
Chemicals and allied products wholesaling ²	57	5	7.5	0.4	6.2	-1.1	-2.2	0.0
Paper and plastics products wholesaling ²	57	6	18.4	-1.4	-0.8	3.9	0.0	0.3
Hardware and building materials and supplies retailing.....	58	D	4.0	-7.1	-5.9	-2.1	2.5	0.3
Mining services ²	60	1	13.1	-0.9	0.9	2.4	0.3	0.4

¹ All indexes are subject to revision for 4 months after their originally scheduled publication to incorporate late reports and corrections by survey respondents. In addition, seasonally adjusted indexes are subject to change for up to 5 years due to the recalculation of seasonal factors published each January.

² Seasonal tests did not indicate the presence of seasonality. Data shown is not seasonally adjusted.

³ Trade indexes measure changes in margins received by wholesalers and retailers.

p Preliminary

"-" Data not available.

NOTE: The term "(partial)" denotes incomplete coverage of the index category.

Table 3. Producer price indexes for Final Demand-Intermediate Demand groupings, seasonally adjusted
 [November 2022, Index base Nov. 2009=100, unless otherwise indicated]

Grouping	Other index base	Commodity code		Seasonally adjusted index ¹				
		Group code	Item code	July 2022	Aug. 2022 ^p	Sept. 2022 ^p	Oct. 2022 ^p	Nov. 2022 ^p
Final Demand								
Final demand.....		FD	4	139.796	139.748	140.119	140.558	140.975
Final demand goods.....		FD	41	144.926	143.430	143.919	144.773	144.918
Final demand foods.....		FD	411	150.007	149.880	152.169	153.392	158.474
Finished consumer foods ²	00/82	FD	4111	262.372	261.376	265.025	268.781	278.702
Finished consumer foods, crude.....	00/82	FD	411113	295.208	273.648	305.159	352.818	427.089
Finished consumer foods, processed.....	00/82	FD	41112	259.418	260.629	261.292	260.340	263.368
Government purchased foods.....		FD	4112	152.257	152.320	152.725	153.104	154.864
Foods for export.....		FD	4113	158.161	160.211	164.550	161.491	165.388
Final demand energy.....		FD	412	163.757	154.911	155.410	159.048	153.812
Finished consumer energy goods ²	00/82	FD	4121	247.779	235.340	234.812	241.038	232.885
Government purchased energy.....		FD	4122	192.087	179.386	184.405	188.800	182.906
Energy for export.....		FD	4123	182.601	170.118	171.656	169.886	165.330
Final demand goods less foods and energy.....		FD	413	138.022	138.308	138.329	138.280	138.714
Finished goods less foods and energy ²	00/82	FD	4131	238.432	239.665	240.333	240.927	242.142
Finished consumer goods less foods and energy.....	00/82	FD	41311	265.583	266.995	267.667	268.104	269.700
Nondurable consumer goods less foods and energy.....	00/82	FD	413111	341.192	343.462	344.569	345.639	348.266
Durable consumer goods.....	00/82	FD	413112	187.415	187.984	188.230	188.059	188.645
Private capital equipment.....	00/82	FD	41312	204.170	205.191	205.827	206.532	207.361
Private capital equipment for manufacturing industries.....	00/82	FD	413121	217.345	218.405	219.290	219.929	221.001
Private capital equipment for nonmanufacturing industries.....	00/82	FD	413122	200.220	201.229	201.796	202.518	203.279
Government purchased goods, excluding foods and energy.....		FD	4132	135.654	135.753	135.696	135.719	135.971
Government purchased goods excluding foods, energy, and capital equipment.....		FD	41321	146.123	146.071	146.046	145.984	146.198
Government purchased capital equipment.....		FD	41322	120.565	120.852	120.758	120.885	121.183
Goods for export, excluding foods and energy.....		FD	4133	138.200	137.803	137.215	136.461	136.484
Final demand services.....		FD	42	136.229	136.908	137.218	137.343	137.901
Final demand trade services ³		FD	423	149.864	151.567	151.097	150.944	152.012
Trade of finished goods ²		FD	4231	148.612	150.636	149.977	149.885	150.878
Trade of personal consumption goods.....		FD	42311	148.094	150.526	149.565	149.783	150.519
Trade of private capital equipment.....		FD	42312	149.237	149.450	150.121	148.666	150.778
Trade of government purchased goods.....		FD	4232	157.605	157.411	158.291	157.976	159.930
Trade of government purchased goods, excluding capital equipment.....		FD	42321	163.126	162.528	163.180	163.186	163.986
Trade of government purchased capital equipment.....		FD	42322	147.764	148.185	149.402	148.605	152.292
Trade of exports.....		FD	4233	158.674	158.248	158.948	158.318	159.730
Final demand transportation and warehousing services.....		FD	422	158.964	157.257	156.712	157.313	155.972
Transportation of passengers for final demand.....		FD	4221	134.098	135.031	134.690	138.591	130.796
Transportation of private passengers.....		FD	42211	134.104	135.035	134.694	138.585	130.809
Transportation of government passengers.....		FD	42212	133.903	134.827	134.486	138.331	130.642
Transportation of passengers for export.....		FD	42213	134.080	135.020	134.680	138.627	130.745
Transportation and warehousing of goods for final demand.....		FD	4222	167.974	165.134	164.506	163.659	165.153
Transportation and warehousing of finished goods ²		FD	42221	167.229	164.278	163.528	162.656	164.168
Transportation and warehousing of personal consumption goods.....		FD	422211	167.283	164.382	163.669	162.840	164.332
Transportation and warehousing of private capital equipment.....		FD	422212	167.020	163.870	162.964	161.922	163.513
Transportation and warehousing of government purchased goods.....		FD	42222	163.299	160.726	160.489	159.752	160.977
Transportation and warehousing of exports.....		FD	42223	171.931	169.273	168.847	168.026	169.551
Final demand services less trade, transportation, and warehousing.....		FD	421	127.807	128.251	129.003	129.210	129.719
Finished services less trade, transportation, and warehousing ²		FD	4211	128.472	128.794	129.541	129.743	130.140
Finished consumer services less trade, transportation, and warehousing.....		FD	42111	127.713	127.992	128.691	128.935	129.374
Private capital investment services less trade, transportation, and warehousing.....		FD	42112	135.505	136.217	137.388	137.215	137.249
Government purchased services less trade, transportation, and warehousing.....		FD	4212	119.215	120.062	120.583	120.642	121.057
Gov. purchased services less trade, transportation, and warehousing, excl. capital investment.....		FD	42121	119.634	120.548	121.064	121.138	121.596
Government purchased capital investment services less trade, transportation, and warehousing.....		FD	42122	108.262	107.742	108.355	108.090	107.628
Services for export less trade, transportation, and warehousing.....		FD	4213	128.770	130.550	131.637	132.083	134.331
Final demand construction.....		FD	43	168.056	168.334	168.747	173.478	173.733
Construction for private capital investment.....		FD	431	172.019	172.336	172.727	177.576	177.925
Construction for government.....		FD	432	160.649	160.856	161.308	165.820	165.905
Final Demand Special Groupings								
Final demand less exports.....	04/10	FD	49101	137.135	137.130	137.511	138.105	138.481
Final demand less government.....	04/10	FD	49102	137.621	137.659	137.987	138.386	138.848
Final demand less foods, food and nonalcoholic beverages for immediate consumption, and energy ¹	04/10	FD	49103	136.128	136.696	136.902	137.083	137.622
Final demand less foods and energy ⁴	04/10	FD	49104	135.818	136.390	136.629	136.791	137.308
Final demand less foods and food and nonalcoholic beverages for immediate consumption ⁴	04/10	FD	49105	137.598	137.520	137.745	138.163	138.304

See footnotes at end of table.

Table 3. Producer price indexes for Final Demand-Intermediate Demand groupings, seasonally adjusted — Continued

[November 2022, Index base Nov. 2009=100, unless otherwise indicated]

Grouping	Other index base	Commodity code		Seasonally adjusted index ¹				
		Group code	Item code	July 2022	Aug. 2022 ^P	Sept. 2022 ^P	Oct. 2022 ^P	Nov. 2022 ^P
Final demand less foods ⁴	04/10	FD	49106	137.167	137.125	137.379	137.767	137.909
Final demand less energy.....	04/10	FD	49107	136.367	136.896	137.254	137.477	138.258
Final demand less trade services.....	01/10	FD	49108	135.896	135.431	135.996	136.572	136.829
Final demand less distributive services ⁵	01/10	FD	49109	134.713	134.335	134.944	135.572	135.784
Final demand goods less energy.....	01/10	FD	49111	139.236	139.436	139.917	140.126	141.497
Final demand goods less foods.....	04/10	FD	49112	140.593	138.865	138.991	139.754	138.932
Final demand services less trade services.....	04/10	FD	49113	129.580	129.829	130.459	130.699	131.039
Final demand distributive services ⁵	04/10	FD	49114	149.437	150.527	150.046	149.807	150.910
Final demand goods plus final demand distributive services ⁵	04/10	FD	49115	144.780	144.333	144.429	144.837	145.361
Final demand less foods, energy, and trade services ⁴	08/13	FD	49116	124.601	124.846	125.255	125.491	125.836
Private and government purchased capital equipment.....	08/13	FD	49117	123.391	123.963	124.282	124.667	125.141
Private and government purchased capital investment services.....	08/13	FD	49118	131.436	131.699	132.489	131.786	132.783
Total private and government purchased capital investment.....	08/13	FD	49119	130.762	131.158	131.709	131.964	132.667
Total finished ²	01/10	FD	49201	137.781	137.881	138.221	138.796	139.233
Total finished less foods, food and nonalcoholic beverages for immediate consumption, and energy ^{2, 4}	12/10	FD	49202	135.205	135.920	136.212	136.453	136.972
Total finished less foods and energy ^{2, 4}	01/10	FD	49203	136.034	136.749	137.032	137.270	137.792
Total finished less foods and food and nonalcoholic beverages for immediate consumption ^{2, 4}	12/10	FD	49204	135.927	136.061	136.310	136.798	136.932
Total finished less foods ^{2, 4}	01/10	FD	49205	137.287	137.425	137.667	138.153	138.292
Total finished less energy ²	01/10	FD	49206	136.642	137.282	137.669	138.016	138.832
Finished goods ²	00/82	FD	49207	254.938	252.211	253.188	255.904	256.462
Finished goods less energy ²	00/82	FD	49208	244.160	244.821	246.251	247.653	251.093
Finished goods, excluding foods ^{2, 4}	00/82	FD	49209	252.053	248.908	249.219	251.665	249.897
Finished services ²	01/10	FD	49210	134.845	135.567	135.826	135.959	136.443
Private capital investment services.....	04/10	FD	49211	141.564	141.856	142.694	141.932	142.932
Finished distributive services ^{2, 5}	04/10	FD	49212	147.643	149.129	148.473	148.304	149.331
Finished services less trade services ²	04/10	FD	49213	129.541	129.717	130.363	130.591	130.863
Finished services less distributive services ^{2, 5}	04/10	FD	49214	127.757	128.091	128.808	129.092	129.302
Total private capital investment (goods, services, and construction).....	04/10	FD	49215	138.647	139.091	139.715	139.855	140.610
Finished goods plus finished distributive services ²	04/10	FD	49216	144.842	144.719	144.706	145.438	146.083
Total exports.....	04/10	FD	49301	140.177	139.868	140.133	139.562	140.175
Goods for export.....	00/82	FD	49302	239.669	238.402	238.428	236.682	236.994
Services for export.....	04/10	FD	49303	145.022	145.355	146.008	146.097	147.383
Total government purchases.....	04/10	FD	49401	137.618	136.580	137.378	138.194	137.992
Government purchased goods.....	00/82	FD	49402	245.772	241.046	242.971	244.738	243.072
Government purchased services.....	04/10	FD	49403	128.362	128.846	129.371	129.424	129.943
Total government purchased capital investment (goods, services, construction).....	08/13	FD	49404	128.004	128.225	128.496	129.632	130.259
Government purchases, defense.....	05/15	FD	49405	125.804	124.114	124.727	125.070	125.147
Government purchases, non-defense.....	05/15	FD	49406	131.511	130.812	131.650	132.643	132.295
Personal consumption.....	01/10	FD	49501	137.489	137.512	137.789	138.460	138.825
Personal consumption goods (finished consumer goods).....	00/82	FD	49502	276.787	272.341	273.470	277.101	277.528
Personal consumption goods less energy.....	00/82	FD	49503	264.897	265.298	267.226	269.063	274.171
Personal consumption goods less foods.....	00/82	FD	49504	280.560	274.744	274.841	278.393	274.957
Personal consumption nondurable goods less foods.....	00/82	FD	49508	320.845	312.353	312.389	317.505	312.386
Personal consumption services.....	04/10	FD	49505	133.299	134.081	134.253	134.518	134.924
Personal consumption less trade services.....	04/10	FD	49506	134.295	133.677	134.283	135.072	135.338
Personal consumption less distributive services ⁵	04/10	FD	49507	133.365	132.817	133.464	134.303	134.532
Personal consumption less foods and energy.....	04/14	FD	49510	124.836	125.560	125.740	125.982	126.407
Personal consumption less foods, energy, and trade services ³	04/14	FD	49511	121.261	121.489	122.018	122.275	122.618
Personal consumption less foods, energy, and distributive services ⁵	04/14	FD	49512	120.396	120.736	121.313	121.609	121.914
Personal consumption goods plus personal consumption distributive services ⁵	08/13	FD	49509	134.119	133.870	133.732	134.670	135.134
Intermediate Demand by Commodity Type								
Processed goods								
Processed goods for intermediate demand.....	00/82	ID6	1	274.484	270.599	270.426	270.142	267.722
Materials and components for manufacturing.....	00/82	ID6	11	248.369	244.916	242.264	239.928	239.317
Materials for manufacturing.....		ID6	111	161.760	158.048	155.254	152.872	152.091
Materials for food manufacturing.....	00/82	ID6	1111	262.243	259.936	258.203	259.427	261.966
Materials for nondurable manufacturing.....	00/82	ID6	1112	300.805	292.571	290.784	287.901	285.616
Materials for durable manufacturing.....	00/82	ID6	1113	313.618	306.369	295.840	287.273	285.090
Components for manufacturing.....	00/82	ID6	112	183.747	184.392	184.763	184.919	185.306
Components for nondurable manufacturing.....		ID6	1121	147.679	148.696	148.251	148.154	147.694
Components for durable manufacturing.....		ID6	1122	129.458	129.889	130.186	130.306	130.616
Materials and components for construction.....	00/82	ID6	12	351.621	352.920	351.558	350.377	349.571
Materials for construction.....		ID6	121	168.315	169.189	168.195	167.252	167.084
Components for construction.....		ID6	122	177.907	178.368	177.945	177.640	177.063
Processed fuels and lubricants for intermediate demand.....	00/82	ID6	13	297.758	284.677	290.241	295.426	284.566
Processed fuels and lubricants to manufacturing industries.....	00/82	ID6	131	295.124	288.768	292.957	295.553	286.453

See footnotes at end of table.

Table 3. Producer price indexes for Final Demand-Intermediate Demand groupings, seasonally adjusted — Continued

[November 2022, Index base Nov. 2009=100, unless otherwise indicated]

Grouping	Other index base	Commodity code		Seasonally adjusted index ¹				
		Group code	Item code	July 2022	Aug. 2022 ^P	Sept. 2022 ^P	Oct. 2022 ^P	Nov. 2022 ^P
Processed fuels and lubricants to nonmanufacturing industries.....	00/82	ID6	132	299.147	283.840	289.863	295.907	284.451
Containers for intermediate demand.....	00/82	ID6	14	309.438	313.459	314.475	313.357	314.015
Supplies for intermediate demand.....	00/82	ID6	15	252.471	253.454	253.592	253.145	253.646
Supplies to manufacturing industries.....	00/82	ID6	151	247.494	248.929	249.195	247.822	247.843
Supplies to nonmanufacturing industries.....	00/82	ID6	152	251.240	252.145	252.262	251.963	252.535
Supplies to nonmanufacturing industries, feeds.....	00/82	ID6	1521	253.335	257.682	261.121	257.304	257.260
Supplies to nonmanufacturing industries, other than feeds.....	00/82	ID6	1522	253.031	253.596	253.381	253.433	254.071
Unprocessed goods								
Unprocessed goods for intermediate demand.....	00/82	ID6	2	327.543	342.556	331.945	297.050	287.659
Unprocessed foodstuffs and feedstuffs.....	00/82	ID6	21	259.086	254.864	257.715	253.778	256.665
Unprocessed nonfood materials.....	00/82	ID6	22	361.345	388.271	369.326	315.594	298.594
Unprocessed nonfood materials except fuel.....	00/82	ID6	221	385.373	374.515	362.695	357.046	351.830
Unprocessed nonfood materials except fuel to manufacturing industries.....	00/82	ID6	2211	360.586	349.854	338.242	332.682	327.541
Unprocessed nonfood materials except fuel to nonmanufacturing industries.....	00/82	ID6	2212	322.353	325.123	326.619	327.570	328.567
Unprocessed fuel.....	00/82	ID6	222	301.870	375.109	348.531	237.407	206.646
Unprocessed fuel to manufacturing industries.....	00/82	ID6	2221	309.844	329.721	323.021	288.277	274.181
Unprocessed fuel to nonmanufacturing industries.....	00/82	ID6	2222	310.032	388.568	360.037	241.151	208.510
Services								
Services for intermediate demand.....		ID6	3	139.720	140.573	141.164	141.712	142.613
Trade services for intermediate demand ⁵		ID6	33	170.691	169.079	168.734	168.535	169.320
Trade services for manufacturing industries.....	12/12	ID6	331	155.631	153.853	153.999	153.659	153.920
Trade services for nonmanufacturing industries.....	12/12	ID6	332	152.179	151.051	150.283	150.264	151.419
Transportation and warehousing services for intermediate demand.....		ID6	32	159.346	158.811	157.567	158.571	156.449
Transportation of passengers for intermediate demand.....		ID6	321	133.967	134.891	134.550	138.393	130.708
Transportation of passengers for manufacturing industries.....		ID6	3211	134.058	134.998	134.658	138.601	130.726
Transportation of passengers for nonmanufacturing industries.....		ID6	3212	134.018	134.940	134.598	138.430	130.767
Transportation and warehousing of goods for intermediate demand.....		ID6	322	162.104	161.411	160.069	160.766	159.245
Transportation and warehousing of goods for manufacturing industries.....	12/12	ID6	3221	137.780	136.293	136.473	135.711	136.706
Transportation and warehousing of goods for nonmanufacturing industries.....	12/12	ID6	3222	143.903	143.535	141.981	142.972	140.992
Services less trade, transportation, and warehousing for intermediate demand.....		ID6	31	127.853	129.627	130.790	131.469	132.916
Services less trade, transportation, and warehousing for manufacturing industries.....		ID6	311	123.372	123.876	124.073	124.347	124.620
Services less trade, transportation, and warehousing for nonmanufacturing industries.....		ID6	312	127.985	129.803	131.000	131.692	133.180
Construction								
Construction for intermediate demand.....		ID6	4	139.800	139.898	140.291	142.287	142.305
Intermediate Demand by Commodity Type Special Groupings								
Processed materials less foods and feeds.....	00/82	ID6	9111	276.337	272.119	271.962	271.674	268.853
Processed foods and feeds.....	00/82	ID6	9112	255.603	255.285	254.946	254.707	256.567
Processed energy goods.....	00/82	ID6	9113	299.140	285.999	291.588	296.798	285.887
Processed materials less energy.....	00/82	ID6	9118	264.986	263.474	261.856	260.196	259.937
Processed materials less foods and energy.....	00/82	ID6	9115	265.629	263.981	262.215	260.390	259.881
Intermediate distributive services ⁶	04/10	ID6	9116	164.440	163.180	162.493	162.611	162.576
Processed goods plus intermediate distributive services.....	04/10	ID6	9117	153.363	151.473	151.223	151.140	150.159
Unprocessed materials less agricultural products.....	00/82	ID6	9211	367.775	397.540	374.099	316.034	297.909
Unprocessed energy materials ⁷	00/82	ID6	9212	310.496	344.329	321.047	260.343	240.051
Unprocessed materials less energy.....	00/82	ID6	9213	313.446	310.727	313.071	304.305	305.709
Unprocessed nonfood materials less energy ⁸	00/82	ID6	9216	476.175	478.241	478.231	453.389	450.181
Intermediate Demand by Production Flow								
Stage 4 Intermediate Demand								
Stage 4 intermediate demand.....		ID5	4	145.154	145.627	146.150	146.174	146.520
Inputs to stage 4 goods producers.....		ID5	41	146.586	146.142	146.512	146.051	145.980
Goods.....		ID5	411	141.278	141.471	141.647	141.084	140.937
Foods.....		ID5	4111	157.039	157.949	161.373	160.904	160.885
Energy.....		ID5	4112	173.644	167.858	168.285	171.571	169.645
Goods excluding foods and energy.....		ID5	4113	138.672	138.809	138.495	137.884	137.733
Services.....		ID5	412	164.212	161.991	162.904	162.719	162.857
Trade services.....		ID5	4123	175.544	172.524	173.717	173.455	173.598
Transportation and warehousing services.....		ID5	4122	141.852	140.673	140.218	139.940	139.403
Transportation of passengers.....		ID5	41221	134.079	135.019	134.679	138.626	130.744
Transportation and warehousing of goods.....		ID5	41222	152.768	151.096	150.588	149.465	150.330
Services less trade, transportation, and warehousing.....		ID5	4121	124.829	125.386	125.623	125.763	126.086
Inputs to stage 4 services producers.....		ID5	42	138.790	140.290	141.182	141.423	142.244

See footnotes at end of table.

Table 3. Producer price indexes for Final Demand-Intermediate Demand groupings, seasonally adjusted — Continued

[November 2022, Index base Nov. 2009=100, unless otherwise indicated]

Grouping	Other index base	Commodity code		Seasonally adjusted index ¹				
		Group code	Item code	July 2022	Aug. 2022 ^P	Sept. 2022 ^P	Oct. 2022 ^P	Nov. 2022 ^P
Goods.....		ID5	421	146.994	147.211	147.738	147.674	146.855
Foods.....		ID5	4211	154.391	153.752	152.328	150.722	152.086
Energy.....		ID5	4212	146.102	145.669	147.897	148.249	143.936
Goods excluding foods and energy.....		ID5	4213	144.759	145.565	145.758	145.922	146.318
Services.....		ID5	422	135.686	137.651	138.675	139.022	140.435
Trade services.....		ID5	4223	157.667	157.441	158.340	158.268	158.803
Transportation and warehousing services.....		ID5	4222	149.066	147.815	147.399	148.409	146.432
Transportation of passengers.....		ID5	42221	133.579	134.511	134.171	138.072	130.279
Transportation and warehousing of goods.....		ID5	42222	152.343	150.686	150.255	150.736	149.823
Services less trade, transportation, and warehousing.....		ID5	4221	130.866	133.438	134.618	134.953	136.817
Construction.....		ID5	423	139.800	139.898	140.291	142.287	142.305
Inputs to stage 4 construction producers.....		ID5	43	165.283	163.865	163.270	163.605	163.058
Goods.....		ID5	431	169.604	168.565	168.053	168.408	167.388
Energy.....		ID5	4312	202.158	181.867	182.127	190.184	180.654
Goods excluding foods and energy.....		ID5	4313	170.375	171.190	170.590	170.202	169.989
Services.....		ID5	432	154.212	151.898	151.108	151.394	151.975
Trade services.....		ID5	4323	175.243	170.088	168.441	169.383	169.951
Transportation and warehousing services.....		ID5	4322	161.858	158.961	158.081	157.127	158.288
Transportation of passengers.....		ID5	43221	139.768	140.746	140.392	144.495	136.299
Transportation and warehousing of goods.....		ID5	43222	163.265	160.250	159.350	158.256	159.675
Services less trade, transportation, and warehousing.....		ID5	4321	126.980	127.860	128.008	128.034	128.418
Stage 3 Intermediate Demand								
Stage 3 intermediate demand.....		ID5	3	155.124	152.660	152.588	152.370	151.834
Inputs to stage 3 goods producers.....		ID5	31	172.869	169.249	168.022	165.545	165.037
Goods.....		ID5	311	171.453	167.438	166.085	163.086	162.349
Foods.....		ID5	3111	196.878	191.728	192.633	188.989	190.906
Energy.....		ID5	3112	193.075	183.646	182.375	179.082	172.047
Goods excluding foods and energy.....		ID5	3113	163.894	160.590	158.264	155.475	154.020
Services.....		ID5	312	166.168	164.454	163.837	163.705	164.186
Trade services.....		ID5	3123	171.064	168.925	168.054	168.038	168.326
Transportation and warehousing services.....		ID5	3122	160.808	158.755	158.239	157.613	158.567
Transportation of passengers.....		ID5	31221	142.757	143.758	143.395	147.595	139.208
Transportation and warehousing of goods.....		ID5	31222	161.589	159.362	158.838	157.933	159.428
Services less trade, transportation, and warehousing.....		ID5	3121	128.401	129.017	129.209	129.534	129.797
Inputs to stage 3 services producers.....		ID5	32	140.621	139.120	140.036	141.665	141.088
Goods.....		ID5	321	153.615	145.070	148.393	152.404	149.067
Foods.....		ID5	3211	156.013	160.550	162.861	161.195	162.773
Energy.....		ID5	3212	171.413	157.356	162.828	169.427	163.786
Goods excluding foods and energy.....		ID5	3213	135.888	135.732	135.707	135.770	135.967
Services.....		ID5	322	136.248	136.924	137.095	137.962	138.240
Trade services.....		ID5	3223	190.555	190.232	190.826	190.733	192.212
Transportation and warehousing services.....		ID5	3222	164.530	164.952	162.079	163.969	160.471
Transportation of passengers.....		ID5	32221	104.668	104.931	104.613	104.623	104.302
Transportation and warehousing of goods.....		ID5	32222	165.043	165.467	162.579	164.479	160.963
Services less trade, transportation, and warehousing.....		ID5	3221	125.764	126.583	127.521	128.197	129.377
Construction.....		ID5	323	139.800	139.898	140.291	142.287	142.305
Inputs to stage 3 construction producers.....		ID5	33	145.774	143.133	141.798	142.374	142.481
Goods.....		ID5	331	138.691	139.207	138.272	137.472	136.422
Goods excluding foods and energy.....		ID5	3313	176.726	177.383	176.192	175.172	173.835
Services.....		ID5	332	172.490	166.724	164.853	166.709	167.840
Trade services.....		ID5	3323	178.031	171.694	169.653	171.679	172.884
Transportation and warehousing services.....		ID5	3322	115.548	115.545	115.678	114.801	115.487
Transportation and warehousing of goods.....		ID5	33222	121.965	121.962	122.103	121.177	121.901
Services less trade, transportation, and warehousing.....		ID5	3321	119.853	121.167	121.208	121.591	121.683
Stage 2 Intermediate Demand								
Stage 2 intermediate demand.....		ID5	2	146.232	150.738	147.972	140.734	138.792
Inputs to stage 2 goods producers.....		ID5	21	149.502	156.143	150.726	137.129	133.257
Goods.....		ID5	211	154.795	162.944	155.948	138.427	133.257
Foods.....		ID5	2111	171.375	176.497	181.673	173.923	175.977
Energy.....		ID5	2112	138.470	152.720	142.009	115.247	106.502
Goods excluding foods and energy.....		ID5	2113	154.332	152.321	150.148	147.949	147.912
Services.....		ID5	212	144.124	145.550	145.810	146.250	147.145
Trade services.....		ID5	2123	164.431	166.321	164.681	164.725	165.802
Transportation and warehousing services.....		ID5	2122	165.862	166.150	167.819	167.909	167.285
Transportation of passengers.....		ID5	21221	134.584	135.491	135.145	138.867	131.412
Transportation and warehousing of goods.....		ID5	21222	167.696	167.932	169.759	169.551	169.490
Services less trade, transportation, and warehousing.....		ID5	2121	123.258	125.046	127.017	128.320	130.153
Construction.....		ID5	213	139.800	139.898	140.291	142.287	142.305

See footnotes at end of table.

Table 3. Producer price indexes for Final Demand-Intermediate Demand groupings, seasonally adjusted — Continued

[November 2022, Index base Nov. 2009=100, unless otherwise indicated]

Grouping	Other index base	Commodity code		Seasonally adjusted index ¹				
		Group code	Item code	July 2022	Aug. 2022 ^P	Sept. 2022 ^P	Oct. 2022 ^P	Nov. 2022 ^P
Inputs to stage 2 services producers.....		ID5	22	136.919	138.569	139.249	140.299	140.863
Goods.....		ID5	221	148.675	148.408	148.302	148.131	147.329
Foods.....		ID5	2211	136.088	137.316	137.465	133.704	132.709
Energy.....		ID5	2212	200.140	192.091	196.149	198.211	185.949
Goods excluding foods and energy.....		ID5	2213	145.910	146.115	145.749	145.463	145.372
Services.....		ID5	222	134.786	136.774	137.578	138.763	139.547
Trade services.....		ID5	2223	179.759	185.903	180.411	175.696	179.077
Transportation and warehousing services.....		ID5	2222	165.459	168.259	159.913	164.708	152.678
Transportation of passengers.....		ID5	22221	134.516	135.453	135.112	139.031	131.200
Transportation and warehousing of goods.....		ID5	22222	171.850	175.010	165.129	170.105	157.243
Services less trade, transportation, and warehousing.....		ID5	2221	131.218	132.916	134.811	136.086	137.710
Construction.....		ID5	223	139.800	139.898	140.291	142.287	142.305
Stage 1 Intermediate Demand								
Stage 1 intermediate demand.....		ID5	1	148.352	147.563	148.032	148.211	147.757
Inputs to stage 1 goods producers.....		ID5	11	156.097	154.419	153.907	151.880	150.459
Goods.....		ID5	111	158.617	156.391	155.979	153.328	151.287
Foods.....		ID5	1111	171.599	175.015	184.308	177.137	175.318
Energy.....		ID5	1112	150.578	148.668	151.095	149.680	143.529
Goods excluding foods and energy.....		ID5	1113	162.411	159.094	156.351	154.106	152.948
Services.....		ID5	112	153.259	153.004	152.212	151.804	152.005
Trade services.....		ID5	1123	170.498	169.170	167.261	166.655	166.767
Transportation and warehousing services.....		ID5	1122	157.649	158.675	159.617	159.189	158.542
Transportation of passengers.....		ID5	11221	134.053	134.993	134.653	138.599	130.719
Transportation and warehousing of goods.....		ID5	11222	161.638	162.677	163.853	162.621	163.304
Services less trade, transportation, and warehousing.....		ID5	1121	105.637	106.700	107.286	107.220	107.663
Construction.....		ID5	113	139.800	139.898	140.291	142.287	142.305
Inputs to stage 1 services producers.....		ID5	12	142.001	142.118	143.236	144.521	144.600
Goods.....		ID5	121	154.113	151.336	153.326	155.779	153.703
Foods.....		ID5	1211	194.360	187.799	177.222	214.068	211.900
Energy.....		ID5	1212	189.093	178.584	184.639	191.748	184.531
Goods excluding foods and energy.....		ID5	1213	145.393	146.245	146.431	146.578	146.890
Services.....		ID5	122	135.641	137.205	137.886	138.582	139.740
Trade services.....		ID5	1223	169.571	168.601	169.325	167.935	170.084
Transportation and warehousing services.....		ID5	1222	143.024	142.623	142.377	143.960	141.505
Transportation of passengers.....		ID5	12221	133.974	134.913	134.573	138.516	130.641
Transportation and warehousing of goods.....		ID5	12222	163.172	161.966	161.748	162.152	162.527
Services less trade, transportation, and warehousing.....		ID5	1221	129.634	131.742	132.534	133.354	134.862
Construction.....		ID5	123	139.800	139.898	140.291	142.287	142.305
Inputs to stage 1 construction producers.....		ID5	13	167.719	165.216	165.494	166.782	166.555
Goods.....		ID5	131	168.037	166.851	168.040	169.519	168.482
Energy.....		ID5	1312	196.068	178.623	188.888	204.013	195.445
Goods excluding foods and energy.....		ID5	1313	167.052	167.965	167.990	167.715	167.644
Services.....		ID5	132	167.127	162.023	160.504	161.414	162.784
Trade services.....		ID5	1323	173.187	167.468	165.776	167.069	168.457
Transportation and warehousing services.....		ID5	1322	136.552	133.753	132.929	132.083	133.429
Transportation and warehousing of goods.....		ID5	13222	141.245	138.350	137.497	136.623	138.016
Services less trade, transportation, and warehousing.....		ID5	1321	129.123	132.537	132.980	132.952	133.117
Intermediate Demand by Production Flow Special Groupings								
Total goods inputs to stage 4 intermediate demand.....	04/10	ID5	9411	145.537	145.500	145.645	145.414	144.907
Total services inputs to stage 4 intermediate demand.....	04/10	ID5	9412	141.148	142.087	142.948	143.201	144.334
Total construction inputs to stage 4 intermediate demand.....	04/10	ID5	9413	138.642	138.739	139.129	141.109	141.126
Total foods inputs to stage 4 intermediate demand.....	04/10	ID5	9414	152.450	152.698	154.039	153.109	153.663
Total energy goods inputs to stage 4 intermediate demand.....	04/10	ID5	9415	143.127	139.648	141.347	142.892	138.247
Total goods less foods and energy inputs to stage 4 intermediate demand.....	04/10	ID5	9416	146.040	146.471	146.202	145.809	145.761
Total goods inputs to stage 3 intermediate demand.....	04/10	ID5	9311	158.422	153.522	153.391	152.284	150.939
Total services inputs to stage 3 intermediate demand.....	04/10	ID5	9312	140.624	140.772	140.771	141.465	141.788
Total construction inputs to stage 3 intermediate demand.....	04/10	ID5	9313	138.642	138.739	139.129	141.109	141.126
Total foods inputs to stage 3 intermediate demand.....	04/10	ID5	9314	174.921	170.411	171.227	167.998	169.702
Total energy goods inputs to stage 3 intermediate demand.....	04/10	ID5	9315	171.429	158.419	162.675	167.519	161.766
Total goods less foods and energy inputs to stage 3 intermediate demand.....	04/10	ID5	9316	152.976	150.344	148.477	146.258	145.112
Total goods inputs to stage 2 intermediate demand.....	04/10	ID5	9211	146.759	153.703	147.709	132.705	128.206
Total services inputs to stage 2 intermediate demand.....	04/10	ID5	9212	137.372	139.247	139.937	140.966	141.777
Total construction inputs to stage 2 intermediate demand.....	04/10	ID5	9213	138.642	138.739	139.129	141.109	141.126
Total foods inputs to stage 2 intermediate demand.....	04/10	ID5	9214	171.934	177.038	182.183	174.436	176.465
Total energy goods inputs to stage 2 intermediate demand.....	04/10	ID5	9215	136.265	149.959	139.643	113.775	105.174
Total goods less foods and energy inputs to stage 2 intermediate demand.....	04/10	ID5	9216	143.705	142.286	140.627	138.965	138.919
Total goods inputs to stage 1 intermediate demand.....	04/10	ID5	9111	141.035	139.032	139.632	139.430	137.746

See footnotes at end of table.

Table 3. Producer price indexes for Final Demand-Intermediate Demand groupings, seasonally adjusted — Continued

[November 2022, Index base Nov. 2009=100, unless otherwise indicated]

Grouping	Other index base	Commodity code		Seasonally adjusted index ¹				
		Group code	Item code	July 2022	Aug. 2022 ^p	Sept. 2022 ^p	Oct. 2022 ^p	Nov. 2022 ^p
Total services inputs to stage 1 intermediate demand.....	04/10	ID5	9112	140.329	141.005	141.229	141.732	142.719
Total construction inputs to stage 1 intermediate demand.....	04/10	ID5	9117	138.642	138.739	139.129	141.109	141.126
Total foods inputs to stage 1 intermediate demand.....	04/10	ID5	9114	162.046	165.067	173.431	167.537	165.817
Total energy goods inputs to stage 1 intermediate demand.....	04/10	ID5	9115	168.475	160.903	165.762	170.180	163.515
Total goods less foods and energy inputs to stage 1 intermediate demand.....	04/10	ID5	9116	130.918	129.998	128.975	128.089	127.709

¹ All indexes are subject to revision for 4 months after their originally scheduled publication to incorporate late reports and corrections by survey respondents. In addition, seasonally adjusted indexes are subject to change for up to 5 years due to the recalculation of seasonal factors published each January.

² PPI defines Total finished as including only the personal consumption and private capital investment portions of final demand.

³ Trade indexes measure changes in margins received by wholesalers and retailers.

⁴ The PPI definition of foods does not include food and beverages for immediate consumption. PPI defines food and beverages for immediate consumption as the service of preparing meals, snacks, and beverages to customer order for immediate on-premises and off-premises consumption.

⁵ Distributive services include transportation, warehousing, and trade of goods.

⁶ Includes intermediate trade, transportation, and warehousing services.

⁷ Includes crude petroleum.

⁸ Excludes crude petroleum.

p Preliminary

"/" Data not available.

Table 4. Producer price index percentage changes and weights for Final Demand-Intermediate Demand groupings, not seasonally adjusted
[November 2022]

Title	Commodity code		Relative Importance Dec. 2021 ¹	Unadjusted 12-month percent change ² Nov. 2021 to Nov. 2022 ^P	Unadjusted 1-month percent change ²				
	Group code	Item code			June to July	July to Aug. ^P	Aug. to Sept. ^P	Sept. to Oct. ^P	Oct. to Nov. ^P
Final Demand									
Final demand.....	FD	4	100.000	7.4	-0.4	-0.2	0.1	0.4	0.1
Final demand goods.....	FD	41	33.128	9.7	-1.8	-1.4	0.0	0.4	0.0
Final demand foods.....	FD	411	5.743	15.5	0.6	-0.1	0.9	0.5	3.3
Finished consumer foods ³	FD	4111	4.425	16.3	1.6	-0.1	1.0	1.0	3.6
Finished consumer foods, crude.....	FD	41113	0.460	61.7	12.6	-5.1	9.3	14.3	22.5
Finished consumer foods, processed.....	FD	41112	3.965	10.8	0.4	0.5	0.1	-0.7	0.9
Government purchased foods.....	FD	4112	0.407	10.2	0.4	0.1	-0.2	-0.4	0.8
Foods for export.....	FD	4113	0.911	14.1	-3.9	-0.3	0.6	-1.8	2.9
Final demand energy.....	FD	412	5.972	16.2	-8.3	-6.9	-0.8	1.1	-3.8
Finished consumer energy goods ³	FD	4121	4.773	11.8	-8.4	-6.7	-1.7	1.2	-4.1
Government purchased energy.....	FD	4122	0.834	32.7	-7.9	-7.5	3.0	1.6	-3.1
Energy for export.....	FD	4123	0.365	35.4	-7.2	-7.5	1.1	-1.0	-2.5
Final demand goods less foods and energy.....	FD	413	21.412	6.2	0.1	0.2	-0.1	0.1	0.3
Finished goods less foods and energy ³	FD	4131	12.084	8.1	0.5	0.5	0.2	0.5	0.5
Finished consumer goods less foods and energy.....	FD	41311	6.448	7.7	0.5	0.5	0.2	0.4	0.6
Nondurable consumer goods less foods and energy.....	FD	413111	4.061	8.3	0.5	0.6	0.2	0.3	0.7
Durable consumer goods.....	FD	413112	2.387	6.6	0.5	0.2	0.1	0.5	0.3
Private capital equipment.....	FD	41312	5.636	8.5	0.5	0.5	0.3	0.6	0.4
Private capital equipment for manufacturing industries.....	FD	413121	1.256	10.6	0.7	0.5	0.4	0.4	0.5
Private capital equipment for nonmanufacturing industries.....	FD	413122	4.380	7.9	0.5	0.5	0.3	0.7	0.3
Government purchased goods, excluding foods and energy.....	FD	4132	2.255	7.3	0.4	0.0	-0.1	0.0	0.2
Government purchased goods excluding foods, energy, and capital equipment.....	FD	41321	1.338	9.1	0.4	-0.1	-0.1	-0.1	0.1
Government purchased capital equipment.....	FD	41322	0.917	4.6	0.2	0.2	-0.1	0.1	0.2
Goods for export, excluding foods and energy.....	FD	4133	7.073	2.7	-0.8	-0.3	-0.5	-0.5	0.0
Final demand services.....	FD	42	65.132	5.9	0.3	0.4	0.1	0.4	0.2
Final demand trade services ⁴	FD	423	20.434	10.8	0.7	1.2	-0.1	0.4	0.4
Trade of finished goods ³	FD	4231	17.549	10.7	0.7	1.4	-0.2	0.5	0.3
Trade of personal consumption goods.....	FD	42311	14.295	10.4	0.7	1.7	-0.3	0.8	0.0
Trade of private capital equipment.....	FD	42312	3.254	12.3	0.6	0.2	0.4	-1.0	1.5
Trade of government purchased goods.....	FD	4232	0.761	13.4	1.1	-0.1	0.6	-0.2	1.3
Trade of government purchased goods, excluding capital equipment.....	FD	42321	0.474	12.1	1.0	-0.4	0.4	-0.1	0.5
Trade of government purchased capital equipment.....	FD	42322	0.287	15.6	1.4	0.3	0.8	-0.5	2.5
Trade of exports.....	FD	4233	2.124	10.8	0.9	-0.3	0.4	-0.4	0.9
Final demand transportation and warehousing services.....	FD	422	4.396	12.7	-0.8	-1.7	-1.0	1.2	-1.0
Transportation of passengers for final demand.....	FD	4221	1.113	18.0	-3.9	-1.5	-2.7	6.0	-5.9
Transportation of private passengers.....	FD	42211	0.752	18.0	-3.9	-1.5	-2.7	6.0	-5.9
Transportation of government passengers.....	FD	42212	0.090	17.8	-3.9	-1.5	-2.7	5.9	-5.9
Transportation of passengers for export.....	FD	42213	0.271	18.3	-4.0	-1.5	-2.7	6.1	-6.0
Transportation and warehousing of goods for final demand.....	FD	4222	3.283	11.0	0.3	-1.7	-0.4	-0.5	0.9
Transportation and warehousing of finished goods ³	FD	42221	2.160	10.9	0.3	-1.8	-0.5	-0.5	0.9
Transportation and warehousing of personal consumption goods.....	FD	422211	1.734	10.9	0.3	-1.8	-0.5	-0.5	0.9
Transportation and warehousing of private capital equipment.....	FD	422212	0.426	11.3	0.1	-1.9	-0.6	-0.6	1.0
Transportation and warehousing of government purchased goods.....	FD	42222	0.198	10.5	0.9	-1.6	-0.2	-0.5	0.8
Transportation and warehousing of exports.....	FD	42223	0.925	11.1	0.2	-1.6	-0.4	-0.6	0.9
Final demand services less trade, transportation, and warehousing.....	FD	421	40.301	2.7	0.1	0.3	0.3	0.2	0.2
Finished services less trade, transportation, and warehousing ³	FD	4211	35.337	2.7	0.2	0.2	0.3	0.3	0.1
Finished consumer services less trade, transportation, and warehousing.....	FD	42111	31.663	2.2	0.2	0.2	0.3	0.3	0.1
Private capital investment services less trade, transportation, and warehousing.....	FD	42112	3.674	6.9	0.2	0.5	0.8	-0.1	0.0
Government purchased services less trade, transportation, and warehousing.....	FD	4212	2.482	2.1	-0.3	0.7	0.4	0.2	0.2
Gov. purchased services less trade, transportation, and warehousing, excl. capital investment.....	FD	42121	2.376	2.2	-0.3	0.7	0.4	0.2	0.3
Government purchased capital investment services less trade, transportation, and warehousing.....	FD	42122	0.106	-0.1	0.3	-0.5	0.6	-0.2	-0.4
Services for export less trade, transportation, and warehousing.....	FD	4213	2.482	3.4	-0.3	1.5	0.7	0.2	1.8
Final demand construction.....	FD	43	1.740	19.0	5.0	0.2	0.2	2.8	0.1
Construction for private capital investment.....	FD	431	1.133	20.4	5.5	0.2	0.2	2.8	0.2
Construction for government.....	FD	432	0.606	16.3	4.0	0.1	0.3	2.8	0.1
Special Groupings of Final Demand									
Final demand less exports.....	FD	49101	85.849	7.6	-0.3	-0.2	0.1	0.5	0.1
Final demand less government.....	FD	49102	92.367	7.2	-0.3	-0.1	0.0	0.4	0.1

See footnotes at end of table.

Table 4. Producer price index percentage changes and weights for Final Demand-Intermediate Demand groupings, not seasonally adjusted — Continued
 [November 2022]

Title	Commodity code		Relative Importance Dec. 2021 ¹	Unadjusted 12-month percent change ² Nov. 2021 to Nov. 2022 ^P	Unadjusted 1-month percent change ²				
	Group code	Item code			June to July	July to Aug. ^P	Aug. to Sept. ^P	Sept. to Oct. ^P	Oct. to Nov. ^P
Final demand less foods, food and nonalcoholic beverages for immediate consumption, and energy ⁵	FD	49103	87.780	6.3	0.3	0.4	0.0	0.4	0.2
Final demand less foods and energy ⁵	FD	49104	88.285	6.2	0.3	0.4	0.1	0.3	0.2
Final demand less foods and food and nonalcoholic beverages for immediate consumption ⁵	FD	49105	93.752	7.0	-0.5	-0.2	0.0	0.4	-0.1
Final demand less foods ⁵	FD	49106	94.257	6.9	-0.4	-0.2	0.0	0.4	-0.1
Final demand less energy.....	FD	49107	94.028	6.8	0.3	0.3	0.1	0.4	0.4
Final demand less trade services.....	FD	49108	79.566	6.5	-0.7	-0.6	0.1	0.4	0.0
Final demand less distributive services ⁶	FD	49109	76.283	6.4	-0.7	-0.5	0.1	0.5	0.0
Final demand goods less energy.....	FD	49111	27.155	8.2	0.2	0.1	0.1	0.2	0.9
Final demand goods less foods.....	FD	49112	27.384	8.5	-2.3	-1.7	-0.2	0.4	-0.7
Final demand services less trade services.....	FD	49113	44.697	3.7	0.0	0.1	0.2	0.3	0.1
Final demand distributive services ⁶	FD	49114	23.717	10.9	0.7	0.8	-0.1	0.3	0.4
Final demand goods plus final demand distributive services ⁶	FD	49115	56.844	10.2	-0.8	-0.5	-0.1	0.3	0.2
Final demand less foods, energy, and trade services ⁵	FD	49116	67.851	4.9	0.2	0.1	0.1	0.3	0.2
Private and government purchased capital equipment.....	FD	49117	6.553	8.0	0.5	0.4	0.2	0.6	0.3
Private and government purchased capital investment services.....	FD	49118	7.747	9.6	0.4	0.2	0.6	-0.5	0.8
Total private and government purchased capital investment.....	FD	49119	14.300	10.0	0.9	0.3	0.4	0.3	0.5
Total finished ³	FD	49201	78.213	7.3	-0.2	-0.1	0.0	0.5	0.1
Total finished less foods, food and nonalcoholic beverages for immediate consumption, and energy ^{3, 5}	FD	49202	68.515	6.5	0.4	0.5	0.1	0.5	0.2
Total finished less foods and energy ^{3, 5}	FD	49203	69.015	6.4	0.4	0.5	0.1	0.4	0.2
Total finished less foods and food and nonalcoholic beverages for immediate consumption ^{3, 5}	FD	49204	73.288	6.9	-0.4	-0.1	0.0	0.5	-0.1
Total finished less foods ^{3, 5}	FD	49205	73.788	6.8	-0.3	-0.1	0.0	0.5	-0.1
Total finished less energy ³	FD	49206	73.440	7.0	0.5	0.4	0.2	0.5	0.4
Finished goods ³	FD	49207	21.282	10.6	-1.8	-1.5	-0.1	0.8	0.0
Finished goods less energy ³	FD	49208	16.509	10.3	0.8	0.3	0.4	0.6	1.3
Finished goods, excluding foods ^{3, 5}	FD	49209	16.857	9.2	-2.6	-1.9	-0.4	0.7	-0.9
Finished services ³	FD	49210	55.798	5.7	0.3	0.5	0.1	0.4	0.1
Private capital investment services.....	FD	49211	7.354	9.5	0.4	0.2	0.5	-0.5	0.8
Finished distributive services ^{3, 6}	FD	49212	19.709	10.8	0.7	1.0	-0.2	0.4	0.3
Finished services less trade services ³	FD	49213	38.249	3.5	0.1	0.0	0.2	0.3	0.0
Finished services less distributive services ^{3, 6}	FD	49214	36.089	3.0	0.1	0.2	0.2	0.4	0.0
Total private capital investment (goods, services, and construction).....	FD	49215	14.123	10.0	0.8	0.3	0.4	0.2	0.6
Finished goods plus finished distributive services ^{3, 6}	FD	49216	40.991	10.7	-0.6	-0.3	-0.1	0.6	0.2
Total exports.....	FD	49301	14.151	6.5	-0.9	-0.4	-0.1	-0.3	0.5
Goods for export.....	FD	49302	8.349	5.5	-1.6	-0.8	-0.3	-0.7	0.2
Services for export.....	FD	49303	5.802	8.0	0.0	0.1	0.3	0.1	0.9
Total government purchases.....	FD	49401	7.633	10.2	-0.8	-1.0	0.5	0.5	-0.2
Government purchased goods.....	FD	49402	3.496	13.9	-2.3	-2.3	0.8	0.4	-0.7
Government purchased services.....	FD	49403	3.531	5.4	0.0	0.3	0.3	0.2	0.3
Total government purchased capital investment (goods, services, construction).....	FD	49404	1.916	9.7	1.6	0.2	0.2	0.9	0.5
Government purchases, defense.....	FD	49405	2.357	9.4	-1.1	-1.5	0.4	0.3	0.0
Government purchases, non-defense.....	FD	49406	5.276	10.6	-0.8	-0.8	0.6	0.6	-0.3
Personal consumption.....	FD	49501	64.090	6.7	-0.5	-0.2	-0.1	0.6	0.0
Personal consumption goods (finished consumer goods).....	FD	49502	15.646	11.4	-2.5	-2.2	-0.2	0.8	-0.1
Personal consumption goods less energy.....	FD	49503	10.873	11.2	0.9	0.2	0.5	0.6	1.8
Personal consumption goods less foods.....	FD	49504	11.221	9.5	-4.0	-3.0	-0.7	0.7	-1.6
Personal consumption nondurable goods less foods.....	FD	49508	8.834	10.3	-5.0	-3.7	-0.9	0.8	-2.0
Personal consumption services.....	FD	49505	48.444	5.2	0.3	0.5	0.0	0.5	0.0
Personal consumption less trade services.....	FD	49506	49.795	5.6	-0.8	-0.7	0.0	0.5	0.0
Personal consumption less distributive services ⁶	FD	49507	48.061	5.5	-0.9	-0.7	0.0	0.6	-0.1
Personal consumption less foods and energy.....	FD	49510	54.892	5.5	0.3	0.5	0.0	0.5	0.1
Personal consumption less foods, energy, and trade services ⁴	FD	49511	40.597	3.7	0.2	0.1	0.1	0.4	0.1
Personal consumption less foods, energy, and distributive services ⁶	FD	49512	38.863	3.4	0.1	0.2	0.2	0.4	0.1
Personal consumption goods plus personal consumption distributive services ⁶	FD	49509	31.675	10.9	-1.0	-0.5	-0.3	0.8	0.0
Intermediate Demand by Commodity Type									
Processed goods									
Processed goods for intermediate demand.....	ID6	1	100.000	7.7	-2.3	-1.7	-0.1	-0.5	-1.1
Materials and components for manufacturing.....	ID6	11	45.927	0.9	-1.0	-1.4	-1.2	-1.0	-0.3
Materials for manufacturing.....	ID6	111	30.390	-2.4	-1.6	-2.3	-2.0	-1.6	-0.6
Materials for food manufacturing.....	ID6	1111	4.084	12.4	-0.9	-0.8	-0.8	0.1	0.7
Materials for nondurable manufacturing.....	ID6	1112	13.045	2.3	-0.8	-2.9	-0.9	-0.9	-0.8
Materials for durable manufacturing.....	ID6	1113	13.261	-11.7	-2.9	-2.2	-3.6	-3.0	-0.9
Components for manufacturing.....	ID6	112	15.537	7.4	0.3	0.3	0.2	0.1	0.2

See footnotes at end of table.

Table 4. Producer price index percentage changes and weights for Final Demand-Intermediate Demand groupings, not seasonally adjusted — Continued
[November 2022]

Title	Commodity code		Relative Importance Dec. 2021 ¹	Unadjusted 12-month percent change ² Nov. 2021 to Nov. 2022 ^P	Unadjusted 1-month percent change ²				
	Group code	Item code			June to July	July to Aug. ^P	Aug. to Sept. ^P	Sept. to Oct. ^P	Oct. to Nov. ^P
Components for nondurable manufacturing.....	ID6	1121	0.800	7.8	0.6	0.7	-0.3	-0.1	-0.3
Components for durable manufacturing.....	ID6	1122	14.737	7.3	0.3	0.3	0.2	0.1	0.2
Materials and components for construction.....	ID6	12	9.074	10.0	0.2	0.4	-0.5	-0.5	-0.3
Materials for construction.....	ID6	121	3.869	9.5	0.0	0.6	-0.7	-0.7	-0.3
Components for construction.....	ID6	122	5.205	10.4	0.4	0.2	-0.3	-0.3	-0.3
Processed fuels and lubricants for intermediate demand.....	ID6	13	18.757	20.1	-8.1	-5.5	2.1	0.4	-4.3
Processed fuels and lubricants to manufacturing industries.....	ID6	131	4.683	21.4	-2.6	-2.5	1.1	-1.7	-3.7
Processed fuels and lubricants to nonmanufacturing industries.....	ID6	132	14.074	19.7	-9.7	-6.5	2.4	1.2	-4.4
Containers for intermediate demand.....	ID6	14	2.795	13.7	0.0	1.3	0.3	-0.4	0.2
Supplies for intermediate demand.....	ID6	15	23.448	9.1	0.3	0.3	-0.1	-0.3	0.2
Supplies to manufacturing industries.....	ID6	151	3.227	6.6	0.4	0.6	0.1	-0.5	0.0
Supplies to nonmanufacturing industries.....	ID6	152	20.221	9.5	0.2	0.3	-0.1	-0.3	0.2
Supplies to nonmanufacturing industries, feeds.....	ID6	1521	1.743	15.4	0.0	1.0	0.4	-2.2	0.5
Supplies to nonmanufacturing industries, other than feeds.....	ID6	1522	18.478	9.0	0.3	0.2	-0.2	-0.1	0.2
Unprocessed goods									
Unprocessed goods for intermediate demand.....	ID6	2	100.000	3.0	-9.7	3.7	-4.4	-10.0	-2.7
Unprocessed foodstuffs and feedstuffs.....	ID6	21	32.603	23.0	-3.1	-3.5	-2.5	0.4	2.4
Unprocessed nonfood materials.....	ID6	22	67.398	-5.5	-12.4	7.0	-5.3	-14.5	-5.3
Unprocessed nonfood materials except fuel.....	ID6	221	44.822	0.0	-11.7	-3.5	-3.8	-1.3	-1.2
Unprocessed nonfood materials except fuel to manufacturing industries.....	ID6	2211	42.852	-0.5	-12.2	-3.6	-4.0	-1.3	-1.3
Unprocessed nonfood materials except fuel to nonmanufacturing industries.....	ID6	2212	1.970	11.4	0.9	0.6	0.1	0.1	0.0
Unprocessed fuel.....	ID6	222	22.576	-15.6	-13.6	24.2	-7.1	-31.9	-13.0
Unprocessed fuel to manufacturing industries.....	ID6	2221	1.143	31.2	-2.6	6.3	-2.2	-10.8	-5.1
Unprocessed fuel to nonmanufacturing industries.....	ID6	2222	21.433	-17.9	-14.2	25.3	-7.4	-33.0	-13.6
Services									
Services for intermediate demand.....	ID6	3	100.000	6.7	0.2	0.6	0.2	0.3	0.7
Trade services for intermediate demand ⁴	ID6	33	22.377	9.0	0.1	-1.0	-0.3	-0.2	0.4
Trade services for manufacturing industries.....	ID6	331	11.472	7.5	0.1	-1.1	0.1	-0.3	0.2
Trade services for nonmanufacturing industries.....	ID6	332	10.905	10.5	0.0	-0.8	-0.8	-0.1	0.7
Transportation and warehousing services for intermediate demand.....	ID6	32	13.264	6.3	0.9	-0.6	-1.1	0.8	-1.5
Transportation of passengers for intermediate demand.....	ID6	321	0.984	17.8	-3.9	-1.5	-2.7	5.9	-5.9
Transportation of passengers for manufacturing industries.....	ID6	3211	0.116	18.2	-4.0	-1.5	-2.7	6.1	-6.0
Transportation of passengers for nonmanufacturing industries.....	ID6	3212	0.868	17.7	-3.9	-1.5	-2.7	5.9	-5.8
Transportation and warehousing of goods for intermediate demand.....	ID6	322	12.280	5.4	1.4	-0.5	-1.0	0.4	-1.1
Transportation and warehousing of goods for manufacturing industries.....	ID6	3221	2.498	11.3	0.8	-1.1	0.1	-0.6	0.7
Transportation and warehousing of goods for nonmanufacturing industries.....	ID6	3222	9.782	3.9	1.6	-0.4	-1.3	0.6	-1.5
Services less trade, transportation, and warehousing for intermediate demand.....	ID6	31	64.359	5.9	0.1	1.5	0.7	0.4	1.2
Services less trade, transportation, and warehousing for manufacturing industries.....	ID6	311	2.040	5.4	0.6	0.3	0.0	0.3	0.1
Services less trade, transportation, and warehousing for nonmanufacturing industries.....	ID6	312	62.318	5.9	0.1	1.5	0.8	0.4	1.3
Construction									
Construction for intermediate demand.....	ID6	4	100.000	8.5	-1.6	0.1	0.3	1.4	0.0
Special Groupings of Intermediate Demand by Commodity Type									
Processed materials less foods and feeds.....	ID6	9111	92.100	7.3	-2.4	-1.8	-0.1	-0.5	-1.2
Processed foods and feeds.....	ID6	9112	7.900	12.5	-0.4	-0.2	-0.5	-0.5	0.6
Processed energy goods.....	ID6	9113	18.757	20.1	-8.1	-5.5	2.1	0.4	-4.3
Processed materials less energy.....	ID6	9118	81.243	4.7	-0.5	-0.6	-0.8	-0.7	-0.1
Processed materials less foods and energy.....	ID6	9115	73.343	3.9	-0.5	-0.6	-0.8	-0.7	-0.2
Intermediate distributive services ⁷	ID6	9116	34.657	7.7	0.5	-0.8	-0.5	0.0	-0.1
Processed goods plus intermediate distributive services.....	ID6	9117	-	7.7	-1.5	-1.5	-0.3	-0.3	-0.8
Unprocessed materials less agricultural products.....	ID6	9211	62.340	-7.1	-12.4	8.1	-5.9	-15.5	-5.8
Unprocessed energy materials ⁸	ID6	9212	42.130	-4.4	-14.2	10.9	-6.8	-18.9	-7.8
Unprocessed materials less energy.....	ID6	9213	57.870	9.6	-5.0	-2.6	-2.0	-1.4	1.5
Unprocessed nonfood materials less energy ⁹	ID6	9216	25.267	-8.0	-7.7	-0.9	-1.2	-4.7	-0.2
Intermediate Demand by Production Flow									
Stage 4 Intermediate Demand									
Stage 4 intermediate demand.....	ID5	4	100.000	6.9	-0.5	0.2	0.2	-0.2	0.2
Inputs to stage 4 goods producers.....	ID5	41	32.865	6.7	-0.4	-0.5	0.1	-0.3	0.0
Goods.....	ID5	411	23.183	6.3	-0.8	-0.1	-0.1	-0.4	0.0

See footnotes at end of table.

Table 4. Producer price index percentage changes and weights for Final Demand-Intermediate Demand groupings, not seasonally adjusted — Continued
 [November 2022]

Title	Commodity code		Relative Importance Dec. 2021 ¹	Unadjusted 12-month percent change ² Nov. 2021 to Nov. 2022 ^P	Unadjusted 1-month percent change ²				
	Group code	Item code			June to July	July to Aug. ^P	Aug. to Sept. ^P	Sept. to Oct. ^P	Oct. to Nov. ^P
Foods.....	ID5	4111	3.188	13.8	-3.5	-0.8	1.1	0.0	0.6
Energy.....	ID5	4112	0.189	19.0	-7.4	-4.6	-0.7	1.8	-1.6
Goods excluding foods and energy.....	ID5	4113	19.806	5.0	-0.2	0.1	-0.3	-0.5	-0.1
Services.....	ID5	412	9.682	7.6	0.4	-1.4	0.5	-0.1	0.1
Trade services.....	ID5	4123	7.732	7.9	0.4	-1.7	0.7	-0.2	0.1
Transportation and warehousing services.....	ID5	4122	0.475	9.6	-0.2	-1.1	-0.7	0.3	-0.4
Transportation of passengers.....	ID5	41221	0.066	18.3	-4.0	-1.5	-2.7	6.1	-6.0
Transportation and warehousing of goods.....	ID5	41222	0.409	8.2	0.5	-1.1	-0.3	-0.7	0.6
Services less trade, transportation, and warehousing.....	ID5	4121	1.475	5.1	0.5	0.3	0.0	0.2	0.1
Inputs to stage 4 services producers.....	ID5	42	52.483	6.4	-0.3	1.0	0.5	-0.2	0.5
Goods.....	ID5	421	13.894	9.0	-0.7	-0.1	0.1	-1.0	-1.1
Foods.....	ID5	4211	2.353	6.4	-0.2	-0.4	-1.7	-1.4	0.3
Energy.....	ID5	4212	3.737	12.0	-2.5	-0.9	1.2	-2.9	-4.6
Goods excluding foods and energy.....	ID5	4213	7.804	8.3	0.2	0.5	0.1	0.1	0.3
Services.....	ID5	422	38.503	5.4	-0.1	1.5	0.6	0.2	1.1
Trade services.....	ID5	4223	4.524	11.0	0.7	-0.1	0.6	-0.1	0.3
Transportation and warehousing services.....	ID5	4222	3.277	6.7	1.3	-1.2	-0.7	1.1	-1.4
Transportation of passengers.....	ID5	42221	0.421	18.1	-3.9	-1.5	-2.7	6.0	-5.9
Transportation and warehousing of goods.....	ID5	42222	2.856	5.1	2.2	-1.2	-0.4	0.2	-0.6
Services less trade, transportation, and warehousing.....	ID5	4221	30.702	4.5	-0.4	2.1	0.7	0.1	1.5
Construction.....	ID5	423	0.086	8.5	-1.6	0.1	0.3	1.4	0.0
Inputs to stage 4 construction producers.....	ID5	43	14.650	9.4	-1.3	-1.1	-0.6	0.0	-0.4
Goods.....	ID5	431	10.502	10.5	-1.6	-1.0	-0.6	0.0	-0.8
Energy.....	ID5	4312	0.844	19.1	-12.8	-12.6	-1.8	3.6	-5.9
Goods excluding foods and energy.....	ID5	4313	9.658	9.7	0.0	0.5	-0.5	-0.4	-0.2
Services.....	ID5	432	4.148	6.6	-0.6	-1.5	-0.7	0.1	0.4
Trade services.....	ID5	4323	2.051	6.1	-1.3	-2.9	-1.2	0.1	0.4
Transportation and warehousing services.....	ID5	4322	0.612	10.5	0.0	-1.8	-0.6	-0.5	0.7
Transportation of passengers.....	ID5	43221	0.013	18.2	-4.0	-1.5	-2.7	6.1	-6.0
Transportation and warehousing of goods.....	ID5	43222	0.599	10.3	0.1	-1.8	-0.6	-0.7	0.9
Services less trade, transportation, and warehousing.....	ID5	4321	1.485	5.7	0.2	0.7	0.0	0.2	0.3
Stage 3 Intermediate Demand									
Stage 3 intermediate demand.....	ID5	3	100.000	8.4	-1.6	-1.9	-0.6	0.1	-0.2
Inputs to stage 3 goods producers.....	ID5	31	49.802	6.3	-1.6	-2.5	-1.7	-0.9	0.0
Goods.....	ID5	311	40.208	5.9	-2.0	-2.9	-2.1	-1.1	-0.1
Foods.....	ID5	3111	11.423	26.2	-2.8	-4.4	-3.1	0.7	2.5
Energy.....	ID5	3112	1.551	18.9	-6.1	-5.3	-2.1	-3.6	-4.4
Goods excluding foods and energy.....	ID5	3113	27.234	-2.7	-1.2	-1.9	-1.6	-1.8	-1.1
Services.....	ID5	312	9.594	7.8	-0.2	-1.1	-0.4	-0.1	0.3
Trade services.....	ID5	3123	5.774	6.2	-0.6	-1.3	-0.4	-0.1	0.2
Transportation and warehousing services.....	ID5	3122	2.538	11.8	0.2	-1.4	-0.4	-0.2	0.6
Transportation of passengers.....	ID5	31221	0.120	18.2	-4.0	-1.5	-2.7	6.1	-6.0
Transportation and warehousing of goods.....	ID5	31222	2.418	11.5	0.4	-1.4	-0.3	-0.6	0.9
Services less trade, transportation, and warehousing.....	ID5	3121	1.282	7.0	0.7	0.4	0.0	0.4	0.1
Inputs to stage 3 services producers.....	ID5	32	48.823	10.4	-1.5	-1.3	0.6	1.0	-0.3
Goods.....	ID5	321	10.251	27.7	-7.1	-6.4	2.8	2.5	-2.1
Foods.....	ID5	3211	0.088	13.7	1.3	2.9	1.4	-1.0	1.0
Energy.....	ID5	3212	6.099	40.1	-10.1	-9.4	4.2	3.7	-3.1
Goods excluding foods and energy.....	ID5	3213	4.064	8.3	0.1	-0.1	0.0	0.1	0.1
Services.....	ID5	322	37.657	5.6	0.6	0.5	-0.1	0.5	0.3
Trade services.....	ID5	3223	2.600	14.2	0.9	-0.2	0.3	-0.1	0.8
Transportation and warehousing services.....	ID5	3222	8.909	1.5	1.7	0.1	-2.1	1.1	-2.4
Transportation of passengers.....	ID5	32221	0.022	2.7	-0.3	-0.1	-0.1	0.2	-0.2
Transportation and warehousing of goods.....	ID5	32222	8.887	1.5	1.7	0.1	-2.1	1.1	-2.4
Services less trade, transportation, and warehousing.....	ID5	3221	26.148	6.1	0.3	0.8	0.6	0.4	1.1
Construction.....	ID5	323	0.915	8.5	-1.6	0.1	0.3	1.4	0.0
Inputs to stage 3 construction producers.....	ID5	33	1.376	7.4	-2.2	-1.9	-1.5	0.2	0.0
Goods.....	ID5	331	0.574	7.9	-0.8	0.3	-0.8	-0.6	-0.9
Goods excluding foods and energy.....	ID5	3313	0.574	7.9	-0.8	0.3	-0.8	-0.6	-0.9
Services.....	ID5	332	0.802	7.1	-3.2	-3.4	-2.1	0.7	0.5
Trade services.....	ID5	3323	0.760	7.0	-3.4	-3.6	-2.2	0.8	0.6
Transportation and warehousing services.....	ID5	3322	0.015	11.9	1.3	0.0	0.1	-0.8	0.6
Transportation and warehousing of goods.....	ID5	33222	0.015	11.9	1.3	0.0	0.1	-0.8	0.6
Services less trade, transportation, and warehousing.....	ID5	3321	0.027	7.4	0.7	1.1	0.0	0.3	0.0
Stage 2 Intermediate Demand									

See footnotes at end of table.

Table 4. Producer price index percentage changes and weights for Final Demand-Intermediate Demand groupings, not seasonally adjusted — Continued
 [November 2022]

Title	Commodity code		Relative Importance Dec. 2021 ¹	Unadjusted 12-month percent change ² Nov. 2021 to Nov. 2022 ^P	Unadjusted 1-month percent change ²				
	Group code	Item code			June to July	July to Aug. ^P	Aug. to Sept. ^P	Sept. to Oct. ^P	Oct. to Nov. ^P
Stage 2 intermediate demand.....	ID5	2	100.000	3.8	-4.3	3.0	-2.1	-5.0	-1.2
Inputs to stage 2 goods producers.....	ID5	21	55.017	0.6	-7.4	4.3	-3.7	-9.1	-2.7
Goods.....	ID5	211	42.903	-1.8	-9.2	5.0	-4.6	-11.3	-3.7
Foods.....	ID5	2111	3.172	17.7	-4.5	0.4	0.3	-4.4	2.3
Energy.....	ID5	2112	20.215	-5.6	-14.3	10.3	-7.0	-18.8	-7.6
Goods excluding foods and energy.....	ID5	2113	19.516	-0.3	-2.0	-1.4	-1.6	-1.5	0.0
Services.....	ID5	212	11.646	10.6	1.3	1.1	0.1	0.2	0.7
Trade services.....	ID5	2123	5.347	11.1	1.4	1.1	-0.9	0.1	0.6
Transportation and warehousing services.....	ID5	2122	3.332	9.2	1.5	0.0	0.9	0.2	-0.5
Transportation of passengers.....	ID5	21221	0.156	17.2	-3.7	-1.4	-2.6	5.7	-5.7
Transportation and warehousing of goods.....	ID5	21222	3.176	8.9	1.9	0.1	1.1	-0.1	-0.1
Services less trade, transportation, and warehousing.....	ID5	2121	2.967	11.0	1.0	1.9	1.2	0.4	1.9
Construction.....	ID5	213	0.468	8.5	-1.6	0.1	0.3	1.4	0.0
Inputs to stage 2 services producers.....	ID5	22	44.982	7.7	0.3	1.3	0.3	0.6	0.6
Goods.....	ID5	221	5.753	7.9	-1.2	-0.5	-0.2	-0.1	-0.5
Foods.....	ID5	2211	0.032	10.1	0.0	0.3	-0.4	-3.0	-0.4
Energy.....	ID5	2212	0.393	10.9	-14.7	-6.0	2.6	1.9	-5.9
Goods excluding foods and energy.....	ID5	2213	5.328	7.7	0.1	0.0	-0.4	-0.3	0.0
Services.....	ID5	222	37.664	7.7	0.7	1.7	0.4	0.7	0.8
Trade services.....	ID5	2223	2.497	13.6	3.8	3.4	-3.1	-2.5	1.8
Transportation and warehousing services.....	ID5	2222	3.167	-6.0	0.5	1.4	-5.5	3.5	-7.5
Transportation of passengers.....	ID5	22221	0.356	18.1	-3.9	-1.5	-2.7	6.0	-5.9
Transportation and warehousing of goods.....	ID5	22222	2.811	-9.0	1.2	1.8	-5.9	3.1	-7.7
Services less trade, transportation, and warehousing.....	ID5	2221	32.000	8.6	0.5	1.5	1.2	0.7	1.5
Construction.....	ID5	223	1.565	8.5	-1.6	0.1	0.3	1.4	0.0
Stage 1 Intermediate Demand									
Stage 1 intermediate demand.....	ID5	1	100.000	7.6	-1.9	-0.9	0.1	0.1	-0.4
Inputs to stage 1 goods producers.....	ID5	11	35.307	2.1	-3.0	-1.5	-0.7	-1.3	-0.8
Goods.....	ID5	111	25.965	0.9	-3.8	-2.0	-0.7	-1.6	-1.2
Foods.....	ID5	1111	3.181	14.5	-6.4	-0.5	2.6	-2.9	-0.1
Energy.....	ID5	1112	3.712	9.5	-9.6	-2.2	2.0	-1.0	-4.3
Goods excluding foods and energy.....	ID5	1113	19.072	-3.0	-1.9	-2.2	-2.0	-1.5	-0.7
Services.....	ID5	112	9.341	5.4	-0.5	-0.2	-0.5	-0.3	0.2
Trade services.....	ID5	1123	6.053	5.0	-0.3	-0.8	-1.1	-0.6	0.2
Transportation and warehousing services.....	ID5	1122	0.488	18.1	0.9	0.4	0.3	0.1	-0.5
Transportation of passengers.....	ID5	11221	0.084	18.3	-4.0	-1.5	-2.7	6.1	-6.0
Transportation and warehousing of goods.....	ID5	11222	0.404	17.7	1.7	0.6	0.7	-0.8	0.4
Services less trade, transportation, and warehousing.....	ID5	1121	2.800	3.6	-1.2	1.0	0.5	0.1	0.4
Construction.....	ID5	113	0.001	8.5	-1.6	0.1	0.3	1.4	0.0
Inputs to stage 1 services producers.....	ID5	12	51.790	10.2	-1.2	-0.3	0.6	0.9	-0.1
Goods.....	ID5	121	17.196	17.4	-3.2	-2.3	1.6	1.1	-1.5
Foods.....	ID5	1211	0.051	102.4	-2.9	-3.4	-5.6	20.8	-1.0
Energy.....	ID5	1212	5.758	29.1	-8.5	-6.8	4.1	2.6	-4.0
Goods excluding foods and energy.....	ID5	1213	11.387	10.8	0.6	0.6	0.1	0.1	0.2
Services.....	ID5	122	34.589	6.6	0.0	0.9	0.1	0.7	0.6
Trade services.....	ID5	1223	3.797	12.4	0.8	-0.6	0.3	-0.8	1.2
Transportation and warehousing services.....	ID5	1222	3.611	11.0	-0.1	-1.1	-1.1	2.0	-1.9
Transportation of passengers.....	ID5	12221	1.098	18.3	-4.0	-1.5	-2.7	6.1	-6.0
Transportation and warehousing of goods.....	ID5	12222	2.513	7.9	1.8	-0.9	-0.3	0.1	0.2
Services less trade, transportation, and warehousing.....	ID5	1221	27.181	5.2	-0.1	1.5	0.2	0.7	0.9
Construction.....	ID5	123	0.005	8.5	-1.6	0.1	0.3	1.4	0.0
Inputs to stage 1 construction producers.....	ID5	13	12.903	12.5	-2.0	-1.7	0.0	0.7	-0.2
Goods.....	ID5	131	8.482	15.2	-1.6	-1.0	0.9	0.8	-0.6
Energy.....	ID5	1312	0.827	52.9	-12.4	-10.5	7.7	8.4	-3.2
Goods excluding foods and energy.....	ID5	1313	7.655	10.9	0.3	0.5	-0.1	-0.3	-0.2
Services.....	ID5	132	4.421	7.4	-2.7	-3.2	-1.7	0.3	0.6
Trade services.....	ID5	1323	3.756	6.7	-3.2	-3.4	-1.9	0.5	0.6
Transportation and warehousing services.....	ID5	1322	0.609	11.6	-0.1	-2.0	-0.6	-0.6	1.0
Transportation and warehousing of goods.....	ID5	13222	0.609	11.6	-0.1	-2.0	-0.6	-0.6	1.0
Services less trade, transportation, and warehousing.....	ID5	1321	0.056	8.3	0.0	2.6	0.3	0.0	0.1
Special Groupings of Intermediate Demand by Production Flow									
Total goods inputs to stage 4 intermediate demand.....	ID5	9411	47.579	8.0	-0.9	-0.3	-0.1	-0.5	-0.5
Total services inputs to stage 4 intermediate demand.....	ID5	9412	52.333	5.9	0.0	0.7	0.5	0.1	0.8
Total construction inputs to stage 4 intermediate demand.....	ID5	9413	0.086	8.5	-1.6	0.1	0.3	1.4	0.0
Total foods inputs to stage 4 intermediate demand.....	ID5	9414	5.541	10.7	-2.2	-0.7	-0.1	-0.6	0.5

See footnotes at end of table.

Table 4. Producer price index percentage changes and weights for Final Demand-Intermediate Demand groupings, not seasonally adjusted — Continued
[November 2022]

Title	Commodity code		Relative Importance Dec. 2021 ¹	Unadjusted 12-month percent change ² Nov. 2021 to Nov. 2022 ^p	Unadjusted 1-month percent change ²				
	Group code	Item code			June to July	July to Aug. ^p	Aug. to Sept. ^p	Sept. to Oct. ^p	Oct. to Nov. ^p
Total energy goods inputs to stage 4 intermediate demand.....	ID5	9415	4.770	13.6	-5.0	-3.5	0.6	-1.5	-4.7
Total goods less foods and energy inputs to stage 4 intermediate demand.	ID5	9416	37.268	6.9	-0.1	0.3	-0.3	-0.3	-0.1
Total goods inputs to stage 3 intermediate demand.....	ID5	9311	51.033	10.6	-3.2	-3.7	-0.9	-0.2	-0.6
Total services inputs to stage 3 intermediate demand.....	ID5	9312	48.053	6.0	0.4	0.1	-0.2	0.4	0.3
Total construction inputs to stage 3 intermediate demand.....	ID5	9313	0.915	8.5	-1.6	0.1	0.3	1.4	0.0
Total foods inputs to stage 3 intermediate demand.....	ID5	9314	11.511	26.1	-2.8	-4.3	-3.1	0.7	2.5
Total energy goods inputs to stage 3 intermediate demand.....	ID5	9315	7.650	35.9	-9.4	-8.6	3.0	2.4	-3.3
Total goods less foods and energy inputs to stage 3 intermediate demand.	ID5	9316	31.872	-1.1	-1.0	-1.7	-1.3	-1.5	-0.9
Total goods inputs to stage 2 intermediate demand.....	ID5	9211	48.656	-0.8	-8.5	4.5	-4.2	-10.2	-3.3
Total services inputs to stage 2 intermediate demand.....	ID5	9212	49.310	8.3	0.8	1.5	0.3	0.6	0.8
Total construction inputs to stage 2 intermediate demand.....	ID5	9213	2.033	8.5	-1.6	0.1	0.3	1.4	0.0
Total foods inputs to stage 2 intermediate demand.....	ID5	9214	3.204	17.6	-4.5	0.4	0.3	-4.4	2.2
Total energy goods inputs to stage 2 intermediate demand.....	ID5	9215	20.608	-5.3	-14.3	10.0	-6.9	-18.5	-7.6
Total goods less foods and energy inputs to stage 2 intermediate demand.	ID5	9216	24.844	1.4	-1.6	-1.1	-1.4	-1.2	0.0
Total goods inputs to stage 1 intermediate demand.....	ID5	9111	51.643	8.5	-3.2	-1.9	0.3	-0.3	-1.2
Total services inputs to stage 1 intermediate demand.....	ID5	9112	48.351	6.4	-0.4	0.3	-0.2	0.5	0.5
Total construction inputs to stage 1 intermediate demand.....	ID5	9117	0.006	8.5	-1.6	0.1	0.3	1.4	0.0
Total foods inputs to stage 1 intermediate demand.....	ID5	9114	3.232	15.9	-6.4	-0.5	2.4	-2.4	-0.1
Total energy goods inputs to stage 1 intermediate demand.....	ID5	9115	10.297	24.0	-9.2	-5.7	3.7	2.0	-4.0
Total goods less foods and energy inputs to stage 1 intermediate demand.	ID5	9116	38.114	3.9	-0.7	-0.8	-0.9	-0.8	-0.3

¹ Comprehensive relative importance figures are initially computed after the publication of December indexes and are recalculated after final December indexes are available. Individual items and subtotals may not add exactly to totals because of rounding differences.

² All indexes are subject to revision for 4 months after their originally scheduled publication to incorporate late reports and corrections by survey respondents. In addition, seasonally adjusted indexes are subject to change for up to 5 years due to the recalculation of seasonal factors published each January.

³ PPI defines Total finished as including only the personal consumption and private capital investment portions of final demand.

⁴ Trade indexes measure changes in margins received by wholesalers and retailers.

⁵ The PPI definition of foods does not include food and beverages for immediate consumption. PPI defines food and beverages for immediate consumption as the service of preparing meals, snacks, and beverages to customer order for immediate on-premises and off-premises consumption.

⁶ Distributive services include transportation, warehousing, and trade of goods.

⁷ Includes intermediate trade, transportation, and warehousing services.

⁸ Includes crude petroleum.

⁹ Excludes crude petroleum.

p Preliminary

"/" Data not available.

Table 5. Producer price indexes for Final Demand-Intermediate Demand groupings, not seasonally adjusted
 [November 2022, Index base Nov. 2009=100, unless otherwise indicated]

Title	Other index base	Commodity code		Unadjusted index ¹				
		Group code	Item code	July 2022	Aug. 2022 ^p	Sept. 2022 ^p	Oct. 2022 ^p	Nov. 2022 ^p
Final Demand								
Final demand.....		FD	4	140.284	139.987	140.063	140.637	140.795
Final demand goods.....		FD	41	146.155	144.065	143.999	144.551	144.503
Final demand foods.....		FD	411	150.875	150.675	151.984	152.685	157.747
Finished consumer foods ²	00/82	FD	4111	263.315	262.981	265.656	268.312	278.025
Finished consumer foods, crude.....	00/82	FD	411113	294.006	279.071	305.136	348.649	427.186
Finished consumer foods, processed.....	00/82	FD	41112	260.594	261.828	261.995	260.268	262.606
Government purchased foods.....		FD	4112	153.498	153.648	153.325	152.772	154.061
Foods for export.....		FD	4113	160.598	160.174	161.187	158.317	162.910
Final demand energy.....		FD	412	169.726	158.044	156.802	158.558	152.484
Finished consumer energy goods ²	00/82	FD	4121	258.197	240.895	236.781	239.678	229.838
Government purchased energy.....		FD	4122	196.145	181.430	186.888	189.846	183.982
Energy for export.....		FD	4123	184.494	170.604	172.551	170.860	166.550
Final demand goods less foods and energy.....		FD	413	137.966	138.176	138.098	138.261	138.646
Finished goods less foods and energy ²	00/82	FD	4131	238.204	239.287	239.835	240.999	242.134
Finished consumer goods less foods and energy.....	00/82	FD	41311	265.362	266.567	267.056	267.997	269.500
Nondurable consumer goods less foods and energy.....	00/82	FD	413111	341.148	343.123	343.918	344.826	347.344
Durable consumer goods.....	00/82	FD	413112	187.034	187.484	187.672	188.617	189.127
Private capital equipment.....	00/82	FD	41312	203.946	204.875	205.450	206.759	207.522
Private capital equipment for manufacturing industries.....	00/82	FD	413121	217.269	218.289	219.115	219.918	220.941
Private capital equipment for nonmanufacturing industries.....	00/82	FD	413122	199.956	200.859	201.365	202.808	203.499
Government purchased goods, excluding foods and energy.....		FD	4132	135.603	135.619	135.499	135.525	135.746
Government purchased goods excluding foods, energy, and capital equipment.....		FD	41321	146.104	145.942	145.815	145.732	145.942
Government purchased capital equipment.....		FD	41322	120.475	120.716	120.604	120.767	121.000
Goods for export, excluding foods and energy.....		FD	4133	138.273	137.825	137.072	136.393	136.357
Final demand services.....		FD	42	136.350	136.952	137.092	137.576	137.836
Final demand trade services ³		FD	423	149.613	151.372	151.236	151.815	152.382
Trade of finished goods ²		FD	4231	148.313	150.402	150.127	150.890	151.299
Trade of personal consumption goods.....		FD	42311	147.687	150.190	149.726	150.990	150.975
Trade of private capital equipment.....		FD	42312	149.411	149.660	150.219	148.779	151.038
Trade of government purchased goods.....		FD	4232	157.667	157.476	158.362	157.986	159.970
Trade of government purchased goods, excluding capital equipment.....		FD	42321	163.228	162.635	163.297	163.202	164.052
Trade of government purchased capital equipment.....		FD	42322	147.765	148.187	149.404	148.605	152.293
Trade of exports.....		FD	4233	158.730	158.307	159.019	158.330	159.773
Final demand transportation and warehousing services.....		FD	422	159.817	157.155	155.547	157.341	155.839
Transportation of passengers for final demand.....		FD	4221	136.885	134.825	131.187	139.092	130.846
Transportation of private passengers.....		FD	42211	136.883	134.828	131.200	139.084	130.860
Transportation of government passengers.....		FD	42212	136.647	134.614	131.027	138.823	130.691
Transportation of passengers for export.....		FD	42213	136.903	134.820	131.142	139.135	130.797
Transportation and warehousing of goods for final demand.....		FD	4222	167.972	165.079	164.377	163.479	164.941
Transportation and warehousing of finished goods ²		FD	42221	167.230	164.248	163.458	162.559	164.058
Transportation and warehousing of personal consumption goods.....		FD	422211	167.285	164.343	163.583	162.718	164.195
Transportation and warehousing of private capital equipment.....		FD	422212	167.020	163.870	162.964	161.922	163.513
Transportation and warehousing of government purchased goods.....		FD	42222	163.328	160.723	160.465	159.701	160.919
Transportation and warehousing of exports.....		FD	42223	171.914	169.147	168.548	167.619	169.057
Final demand services less trade, transportation, and warehousing.....		FD	421	128.028	128.419	128.857	129.170	129.461
Finished services less trade, transportation, and warehousing ²		FD	4211	128.730	128.989	129.391	129.720	129.868
Finished consumer services less trade, transportation, and warehousing.....		FD	42111	127.992	128.201	128.522	128.905	129.065
Private capital investment services less trade, transportation, and warehousing.....		FD	42112	135.585	136.278	137.403	137.258	137.300
Government purchased services less trade, transportation, and warehousing.....		FD	4212	119.194	119.979	120.426	120.614	120.903
Gov. purchased services less trade, transportation, and warehousing, excl. capital investment.....		FD	42121	119.612	120.461	120.899	121.109	121.435
Government purchased capital investment services less trade, transportation, and warehousing.....		FD	42122	108.262	107.742	108.355	108.090	107.628
Services for export less trade, transportation, and warehousing.....		FD	4213	128.727	130.608	131.554	131.766	134.165
Final demand construction.....		FD	43	168.056	168.334	168.747	173.478	173.733
Construction for private capital investment.....		FD	431	172.019	172.336	172.727	177.576	177.925
Construction for government.....		FD	432	160.649	160.856	161.308	165.820	165.905
Final Demand Special Groupings								
Final demand less exports.....	04/10	FD	49101	137.644	137.399	137.503	138.237	138.312
Final demand less government.....	04/10	FD	49102	138.099	137.897	137.916	138.468	138.659
Final demand less foods, food and nonalcoholic beverages for immediate consumption, and energy ¹	04/10	FD	49103	136.203	136.693	136.745	137.257	137.554
Final demand less foods and energy ⁴	04/10	FD	49104	135.894	136.390	136.481	136.957	137.244
Final demand less foods and food and nonalcoholic beverages for immediate consumption ⁴	04/10	FD	49105	138.077	137.732	137.695	138.291	138.150

See footnotes at end of table.

Table 5. Producer price indexes for Final Demand-Intermediate Demand groupings, not seasonally adjusted — Continued

[November 2022, Index base Nov. 2009=100, unless otherwise indicated]

Title	Other index base	Commodity code		Unadjusted index ¹				
		Group code	Item code	July 2022	Aug. 2022 ^p	Sept. 2022 ^p	Oct. 2022 ^p	Nov. 2022 ^p
Final demand less foods ⁴	04/10	FD	49106	137.625	137.329	137.332	137.890	137.763
Final demand less energy.....	04/10	FD	49107	136.488	136.943	137.104	137.592	138.156
Final demand less trade services.....	01/10	FD	49108	136.555	135.772	135.895	136.462	136.520
Final demand less distributive services ⁵	01/10	FD	49109	135.395	134.690	134.845	135.465	135.472
Final demand goods less energy.....	01/10	FD	49111	139.367	139.493	139.696	139.967	141.295
Final demand goods less foods.....	04/10	FD	49112	141.863	139.454	139.122	139.632	138.588
Final demand services less trade services.....	04/10	FD	49113	129.857	129.971	130.223	130.665	130.794
Final demand distributive services ⁵	04/10	FD	49114	149.222	150.354	150.148	150.528	151.199
Final demand goods plus final demand distributive services ⁵	04/10	FD	49115	145.418	144.638	144.517	144.993	145.232
Final demand less foods, energy, and trade services ⁴	08/13	FD	49116	124.757	124.897	125.041	125.465	125.663
Private and government purchased capital equipment.....	08/13	FD	49117	123.261	123.779	124.064	124.769	125.199
Private and government purchased capital investment services.....	08/13	FD	49118	131.538	131.806	132.532	131.847	132.904
Total private and government purchased capital investment.....	08/13	FD	49119	130.755	131.130	131.637	132.037	132.749
Total finished ²	01/10	FD	49201	138.294	138.157	138.198	138.938	139.049
Total finished less foods, food and nonalcoholic beverages for immediate consumption, and energy ^{2, 4}	12/10	FD	49202	135.279	135.923	136.074	136.695	136.927
Total finished less foods and energy ^{2, 4}	01/10	FD	49203	136.109	136.754	136.895	137.510	137.746
Total finished less foods and food and nonalcoholic beverages for immediate consumption ^{2, 4}	12/10	FD	49204	136.439	136.301	136.266	136.965	136.762
Total finished less foods ^{2, 4}	01/10	FD	49205	137.799	137.665	137.622	138.319	138.120
Total finished less energy ²	01/10	FD	49206	136.744	137.339	137.560	138.226	138.767
Finished goods ²	00/82	FD	49207	257.709	253.761	253.539	255.498	255.528
Finished goods less energy ²	00/82	FD	49208	244.232	244.951	246.043	247.587	250.914
Finished goods, excluding foods ^{2, 4}	00/82	FD	49209	255.267	250.438	249.499	251.276	248.903
Finished services ²	01/10	FD	49210	134.966	135.620	135.718	136.246	136.388
Private capital investment services.....	04/10	FD	49211	141.680	141.977	142.744	142.002	143.068
Finished distributive services ^{2, 5}	04/10	FD	49212	147.380	148.919	148.598	149.180	149.690
Finished services less trade services ²	04/10	FD	49213	129.839	129.890	130.146	130.576	130.608
Finished services less distributive services ^{2, 5}	04/10	FD	49214	128.070	128.275	128.584	129.081	129.038
Total private capital investment (goods, services, and construction).....	04/10	FD	49215	138.646	139.068	139.639	139.952	140.722
Finished goods plus finished distributive services ²	04/10	FD	49216	145.547	145.084	144.869	145.725	145.971
Total exports.....	04/10	FD	49301	140.473	139.897	139.791	139.303	139.951
Goods for export.....	00/82	FD	49302	240.347	238.467	237.728	236.128	236.495
Services for export.....	04/10	FD	49303	145.176	145.373	145.756	145.927	147.254
Total government purchases.....	04/10	FD	49401	138.115	136.790	137.513	138.226	137.949
Government purchased goods.....	00/82	FD	49402	247.485	241.916	243.812	244.870	243.099
Government purchased services.....	04/10	FD	49403	128.435	128.792	129.173	129.416	129.836
Total government purchased capital investment (goods, services, construction).....	08/13	FD	49404	127.961	128.158	128.420	129.574	130.169
Government purchases, defense.....	05/15	FD	49405	126.013	124.129	124.659	125.092	125.102
Government purchases, non-defense.....	05/15	FD	49406	132.122	131.105	131.882	132.686	132.264
Personal consumption.....	01/10	FD	49501	138.116	137.854	137.778	138.612	138.577
Personal consumption goods (finished consumer goods).....	00/82	FD	49502	280.928	274.745	274.156	276.405	276.094
Personal consumption goods less energy.....	00/82	FD	49503	265.167	265.726	267.137	268.803	273.769
Personal consumption goods less foods.....	00/82	FD	49504	285.970	277.455	275.544	277.610	273.226
Personal consumption nondurable goods less foods.....	00/82	FD	49508	328.685	316.410	313.619	316.160	309.727
Personal consumption services.....	04/10	FD	49505	133.420	134.123	134.122	134.835	134.841
Personal consumption less trade services.....	04/10	FD	49506	135.195	134.199	134.226	134.944	134.902
Personal consumption less distributive services ⁵	04/10	FD	49507	134.293	133.357	133.408	134.175	134.087
Personal consumption less foods and energy.....	04/14	FD	49510	124.923	125.571	125.598	126.238	126.327
Personal consumption less foods, energy, and trade services ³	04/14	FD	49511	121.500	121.605	121.781	122.251	122.373
Personal consumption less foods, energy, and distributive services ⁵	04/14	FD	49512	120.646	120.858	121.068	121.588	121.664
Personal consumption goods plus personal consumption distributive services ⁵	08/13	FD	49509	134.969	134.323	133.960	134.975	134.959
Intermediate Demand by Commodity Type								
Processed goods								
Processed goods for intermediate demand.....	00/82	ID6	1	276.593	271.849	271.476	270.234	267.355
Materials and components for manufacturing.....	00/82	ID6	11	248.687	245.198	242.174	239.705	238.927
Materials for manufacturing.....		ID6	111	162.065	158.323	155.172	152.683	151.746
Materials for food manufacturing.....	00/82	ID6	1111	263.712	261.603	259.435	259.738	261.501
Materials for nondurable manufacturing.....	00/82	ID6	1112	301.391	292.772	290.035	287.370	285.031
Materials for durable manufacturing.....	00/82	ID6	1113	313.771	306.737	295.784	286.849	284.320
Components for manufacturing.....	00/82	ID6	112	183.768	184.401	184.749	184.850	185.214
Components for nondurable manufacturing.....		ID6	1121	147.681	148.697	148.248	148.147	147.687
Components for durable manufacturing.....		ID6	1122	129.473	129.895	130.176	130.255	130.548
Materials and components for construction.....	00/82	ID6	12	351.767	353.130	351.440	349.756	348.661
Materials for construction.....		ID6	121	168.218	169.212	167.946	166.843	166.387
Components for construction.....		ID6	122	178.110	178.535	178.034	177.412	176.806
Processed fuels and lubricants for intermediate demand.....	00/82	ID6	13	307.038	290.071	296.081	297.408	284.731
Processed fuels and lubricants to manufacturing industries.....	00/82	ID6	131	304.925	297.300	300.642	295.661	284.754

See footnotes at end of table.

Table 5. Producer price indexes for Final Demand-Intermediate Demand groupings, not seasonally adjusted — Continued

[November 2022, Index base Nov. 2009=100, unless otherwise indicated]

Title	Other index base	Commodity code		Unadjusted index ¹				
		Group code	Item code	July 2022	Aug. 2022 ^p	Sept. 2022 ^p	Oct. 2022 ^p	Nov. 2022 ^p
Processed fuels and lubricants to nonmanufacturing industries.....	00/82	ID6	132	308.273	288.215	295.109	298.505	285.227
Containers for intermediate demand.....	00/82	ID6	14	309.469	313.433	314.392	313.244	313.913
Supplies for intermediate demand.....	00/82	ID6	15	252.693	253.463	253.243	252.507	253.052
Supplies to manufacturing industries.....	00/82	ID6	151	247.499	248.933	249.192	247.822	247.831
Supplies to nonmanufacturing industries.....	00/82	ID6	152	251.494	252.155	251.862	251.230	251.855
Supplies to nonmanufacturing industries, feeds.....	00/82	ID6	1521	253.271	255.914	256.955	251.419	252.799
Supplies to nonmanufacturing industries, other than feeds.....	00/82	ID6	1522	253.319	253.785	253.356	253.212	253.766
Unprocessed goods								
Unprocessed goods for intermediate demand.....	00/82	ID6	2	328.978	341.123	325.994	293.475	285.619
Unprocessed foodstuffs and feedstuffs.....	00/82	ID6	21	261.881	252.770	246.478	247.530	253.571
Unprocessed nonfood materials.....	00/82	ID6	22	361.859	387.309	366.964	313.852	297.296
Unprocessed nonfood materials except fuel.....	00/82	ID6	221	386.172	372.833	358.718	354.165	349.822
Unprocessed nonfood materials except fuel to manufacturing industries.....	00/82	ID6	2211	361.314	348.197	334.396	329.943	325.708
Unprocessed nonfood materials except fuel to nonmanufacturing industries.....	00/82	ID6	2212	323.452	325.421	325.869	326.059	325.973
Unprocessed fuel.....	00/82	ID6	222	301.978	375.147	348.428	237.263	206.360
Unprocessed fuel to manufacturing industries.....	00/82	ID6	2221	310.348	329.897	322.540	287.606	272.847
Unprocessed fuel to nonmanufacturing industries.....	00/82	ID6	2222	310.120	388.599	359.954	241.035	208.279
Services								
Services for intermediate demand.....		ID6	3	139.803	140.691	141.040	141.509	142.484
Trade services for intermediate demand ⁵		ID6	33	170.970	169.338	168.818	168.474	169.212
Trade services for manufacturing industries.....	12/12	ID6	331	155.737	153.950	154.164	153.753	154.017
Trade services for nonmanufacturing industries.....	12/12	ID6	332	152.578	151.422	150.268	150.061	151.127
Transportation and warehousing services for intermediate demand.....		ID6	32	159.750	158.809	156.994	158.309	155.990
Transportation of passengers for intermediate demand.....		ID6	321	136.709	134.678	131.093	138.884	130.757
Transportation of passengers for manufacturing industries.....		ID6	3211	136.879	134.797	131.122	139.109	130.778
Transportation of passengers for nonmanufacturing industries.....		ID6	3212	136.750	134.725	131.150	138.919	130.815
Transportation and warehousing of goods for intermediate demand.....		ID6	322	162.254	161.431	159.807	160.423	158.731
Transportation and warehousing of goods for manufacturing industries.....	12/12	ID6	3221	137.829	136.347	136.540	135.781	136.742
Transportation and warehousing of goods for nonmanufacturing industries.....	12/12	ID6	3222	144.058	143.543	141.668	142.568	140.406
Services less trade, transportation, and warehousing for intermediate demand.....		ID6	31	127.826	129.725	130.685	131.235	132.837
Services less trade, transportation, and warehousing for manufacturing industries.....		ID6	311	123.503	123.908	123.892	124.271	124.382
Services less trade, transportation, and warehousing for nonmanufacturing industries.....		ID6	312	127.953	129.904	130.898	131.453	133.107
Construction								
Construction for intermediate demand.....		ID6	4	139.800	139.898	140.291	142.287	142.305
Intermediate Demand by Commodity Type Special Groupings								
Processed materials less foods and feeds.....	00/82	ID6	9111	278.540	273.406	273.113	271.879	268.584
Processed foods and feeds.....	00/82	ID6	9112	256.696	256.136	254.912	253.589	255.156
Processed energy goods.....	00/82	ID6	9113	308.463	291.418	297.455	298.788	286.053
Processed materials less energy.....	00/82	ID6	9118	265.256	263.662	261.683	259.810	259.441
Processed materials less foods and energy.....	00/82	ID6	9115	265.801	264.088	262.025	260.091	259.494
Intermediate distributive services ⁶	04/10	ID6	9116	164.669	163.351	162.455	162.453	162.328
Processed goods plus intermediate distributive services.....	04/10	ID6	9117	154.270	152.020	151.634	151.136	149.947
Unprocessed materials less agricultural products.....	00/82	ID6	9211	367.881	397.536	373.895	315.755	297.428
Unprocessed energy materials ⁷	00/82	ID6	9212	310.558	344.351	320.988	260.260	239.887
Unprocessed materials less energy.....	00/82	ID6	9213	316.116	308.023	301.847	297.626	302.019
Unprocessed nonfood materials less energy ⁸	00/82	ID6	9216	478.239	473.923	468.010	445.976	445.003
Intermediate Demand by Production Flow								
Stage 4 Intermediate Demand								
Stage 4 intermediate demand.....		ID5	4	145.635	145.935	146.185	145.906	146.175
Inputs to stage 4 goods producers.....		ID5	41	146.761	146.046	146.175	145.717	145.736
Goods.....		ID5	411	141.477	141.321	141.192	140.635	140.617
Foods.....		ID5	4111	157.983	156.647	158.306	158.294	159.267
Energy.....		ID5	4112	177.467	169.288	168.140	171.118	168.413
Goods excluding foods and energy.....		ID5	4113	138.727	138.817	138.429	137.759	137.615
Services.....		ID5	412	164.322	162.044	162.893	162.701	162.822
Trade services.....		ID5	4123	175.636	172.616	173.831	173.483	173.659
Transportation and warehousing services.....		ID5	4122	142.267	140.643	139.684	140.073	139.453
Transportation of passengers.....		ID5	41221	136.903	134.819	131.141	139.134	130.796
Transportation and warehousing of goods.....		ID5	41222	152.739	151.097	150.607	149.534	150.383
Services less trade, transportation, and warehousing.....		ID5	4121	124.914	125.316	125.291	125.529	125.659
Inputs to stage 4 services producers.....		ID5	42	139.351	140.801	141.437	141.198	141.864

See footnotes at end of table.

Table 5. Producer price indexes for Final Demand-Intermediate Demand groupings, not seasonally adjusted — Continued

[November 2022, Index base Nov. 2009=100, unless otherwise indicated]

Title	Other index base	Commodity code		Unadjusted index ¹				
		Group code	Item code	July 2022	Aug. 2022 ^P	Sept. 2022 ^P	Oct. 2022 ^P	Nov. 2022 ^P
Goods.....		ID5	421	149.007	148.911	149.078	147.532	145.856
Foods.....		ID5	4211	155.969	155.370	152.706	150.572	151.058
Energy.....		ID5	4212	152.081	150.678	152.524	148.174	141.355
Goods excluding foods and energy.....		ID5	4213	144.795	145.537	145.638	145.747	146.166
Services.....		ID5	422	135.725	137.734	138.539	138.766	140.277
Trade services.....		ID5	4223	157.769	157.551	158.424	158.271	158.821
Transportation and warehousing services.....		ID5	4222	149.468	147.628	146.535	148.074	145.975
Transportation of passengers.....		ID5	42221	136.367	134.307	130.671	138.573	130.330
Transportation and warehousing of goods.....		ID5	42222	152.307	150.502	149.875	150.246	149.272
Services less trade, transportation, and warehousing.....		ID5	4221	130.860	133.543	134.527	134.672	136.667
Construction.....		ID5	423	139.800	139.898	140.291	142.287	142.305
Inputs to stage 4 construction producers.....		ID5	43	166.182	164.337	163.325	163.332	162.615
Goods.....		ID5	431	170.752	169.123	168.114	168.085	166.789
Energy.....		ID5	4312	214.203	187.186	183.747	190.325	179.139
Goods excluding foods and energy.....		ID5	4313	170.487	171.296	170.500	169.827	169.465
Services.....		ID5	432	154.515	152.162	151.150	151.242	151.906
Trade services.....		ID5	4323	176.158	170.992	168.956	169.198	169.930
Transportation and warehousing services.....		ID5	4322	161.934	158.956	157.985	157.141	158.290
Transportation of passengers.....		ID5	43221	142.703	140.537	136.712	145.024	136.353
Transportation and warehousing of goods.....		ID5	43222	163.265	160.250	159.350	158.256	159.675
Services less trade, transportation, and warehousing.....		ID5	4321	126.719	127.548	127.603	127.864	128.277
Stage 3 Intermediate Demand								
Stage 3 intermediate demand.....		ID5	3	155.712	152.734	151.868	151.993	151.710
Inputs to stage 3 goods producers.....		ID5	31	173.541	169.145	166.195	164.712	164.666
Goods.....		ID5	311	172.234	167.285	163.824	162.042	161.870
Foods.....		ID5	3111	198.112	189.476	183.552	184.834	189.447
Energy.....		ID5	3112	201.834	191.187	187.208	180.465	172.595
Goods excluding foods and energy.....		ID5	3113	163.999	160.813	158.317	155.538	153.869
Services.....		ID5	312	166.344	164.560	163.942	163.805	164.293
Trade services.....		ID5	3123	171.320	169.172	168.438	168.222	168.556
Transportation and warehousing services.....		ID5	3122	160.962	158.743	158.039	157.666	158.589
Transportation of passengers.....		ID5	31221	145.761	143.544	139.631	148.136	139.264
Transportation and warehousing of goods.....		ID5	31222	161.578	159.363	158.845	157.958	159.447
Services less trade, transportation, and warehousing.....		ID5	3121	128.306	128.818	128.856	129.412	129.605
Inputs to stage 3 services producers.....		ID5	32	141.136	139.326	140.220	141.671	141.187
Goods.....		ID5	321	155.798	145.760	149.836	153.582	150.417
Foods.....		ID5	3211	155.989	160.493	162.806	161.125	162.730
Energy.....		ID5	3212	175.008	158.516	165.244	171.398	166.048
Goods excluding foods and energy.....		ID5	3213	135.899	135.696	135.648	135.725	135.910
Services.....		ID5	322	136.251	136.983	136.887	137.601	137.948
Trade services.....		ID5	3223	190.700	190.364	190.952	190.780	192.214
Transportation and warehousing services.....		ID5	3222	164.908	165.121	161.646	163.454	159.597
Transportation of passengers.....		ID5	32221	104.428	104.364	104.249	104.498	104.239
Transportation and warehousing of goods.....		ID5	32222	165.424	165.639	162.145	163.962	160.085
Services less trade, transportation, and warehousing.....		ID5	3221	125.658	126.608	127.348	127.843	129.215
Construction.....		ID5	323	139.800	139.898	140.291	142.287	142.305
Inputs to stage 3 construction producers.....		ID5	33	146.513	143.769	141.549	141.775	141.708
Goods.....		ID5	331	138.737	139.170	138.043	137.226	136.026
Goods excluding foods and energy.....		ID5	3313	176.784	177.336	175.900	174.859	173.329
Services.....		ID5	332	173.937	168.036	164.550	165.718	166.629
Trade services.....		ID5	3323	179.604	173.121	169.326	170.602	171.571
Transportation and warehousing services.....		ID5	3322	115.548	115.545	115.678	114.801	115.487
Transportation and warehousing of goods.....		ID5	33222	121.965	121.962	122.103	121.177	121.901
Services less trade, transportation, and warehousing.....		ID5	3321	119.849	121.156	121.173	121.577	121.598
Stage 2								
Stage 2 intermediate demand.....		ID5	2	146.377	150.796	147.700	140.361	138.626
Inputs to stage 2 goods producers.....		ID5	21	149.739	156.103	150.327	136.687	132.938
Goods.....		ID5	211	155.088	162.857	155.432	137.891	132.851
Foods.....		ID5	2111	174.333	175.032	175.597	167.893	171.699
Energy.....		ID5	2112	138.508	152.723	141.996	115.237	106.469
Goods excluding foods and energy.....		ID5	2113	154.546	152.332	149.830	147.565	147.614
Services.....		ID5	212	144.172	145.700	145.828	146.129	147.138
Trade services.....		ID5	2123	164.363	166.244	164.753	164.922	165.918
Transportation and warehousing services.....		ID5	2122	166.283	166.336	167.797	168.136	167.368
Transportation of passengers.....		ID5	21221	137.227	135.258	131.782	139.337	131.456
Transportation and warehousing of goods.....		ID5	21222	167.933	168.152	170.012	169.757	169.576
Services less trade, transportation, and warehousing.....		ID5	2121	123.216	125.510	126.991	127.498	129.909
Construction.....		ID5	213	139.800	139.898	140.291	142.287	142.305

See footnotes at end of table.

Table 5. Producer price indexes for Final Demand-Intermediate Demand groupings, not seasonally adjusted — Continued

[November 2022, Index base Nov. 2009=100, unless otherwise indicated]

Title	Other index base	Commodity code		Unadjusted index ¹				
		Group code	Item code	July 2022	Aug. 2022 ^P	Sept. 2022 ^P	Oct. 2022 ^P	Nov. 2022 ^P
Inputs to stage 2 services producers.....		ID5	22	136.943	138.748	139.147	140.026	140.895
Goods.....		ID5	221	149.169	148.456	148.182	148.000	147.306
Foods.....		ID5	2211	136.158	136.532	136.048	131.943	131.474
Energy.....		ID5	2212	204.230	192.021	197.026	200.802	188.915
Goods excluding foods and energy.....		ID5	2213	146.186	146.177	145.576	145.175	145.171
Services.....		ID5	222	134.742	136.978	137.474	138.459	139.588
Trade services.....		ID5	2223	179.720	185.831	180.139	175.607	178.792
Transportation and warehousing services.....		ID5	2222	166.285	168.583	159.387	164.888	152.534
Transportation of passengers.....		ID5	22221	137.318	135.248	131.593	139.535	131.251
Transportation and warehousing of goods.....		ID5	22222	172.307	175.436	165.164	170.225	157.062
Services less trade, transportation, and warehousing.....		ID5	2221	131.106	133.129	134.749	135.729	137.786
Construction.....		ID5	223	139.800	139.898	140.291	142.287	142.305
Stage 1 Intermediate Demand								
Stage 1 intermediate demand.....		ID5	1	149.151	147.820	147.960	148.108	147.549
Inputs to stage 1 goods producers.....		ID5	11	156.711	154.327	153.283	151.321	150.069
Goods.....		ID5	111	159.384	156.200	155.058	152.531	150.692
Foods.....		ID5	1111	173.325	172.508	177.036	171.977	171.845
Energy.....		ID5	1112	152.811	149.389	152.338	150.791	144.302
Goods excluding foods and energy.....		ID5	1113	162.687	159.075	155.973	153.578	152.503
Services.....		ID5	112	153.481	153.177	152.367	151.867	152.152
Trade services.....		ID5	1123	170.860	169.546	167.709	166.736	167.028
Transportation and warehousing services.....		ID5	1122	158.145	158.705	159.143	159.343	158.588
Transportation of passengers.....		ID5	11221	136.877	134.793	131.116	139.108	130.771
Transportation and warehousing of goods.....		ID5	11222	161.705	162.749	163.941	162.711	163.350
Services less trade, transportation, and warehousing.....		ID5	1121	105.583	106.588	107.117	107.231	107.647
Construction.....		ID5	113	139.800	139.898	140.291	142.287	142.305
Inputs to stage 1 services producers.....		ID5	12	142.963	142.590	143.473	144.701	144.501
Goods.....		ID5	121	155.884	152.231	154.623	156.394	154.126
Foods.....		ID5	1211	194.360	187.799	177.222	214.068	211.900
Energy.....		ID5	1212	194.678	181.482	188.840	193.813	186.038
Goods excluding foods and energy.....		ID5	1213	145.413	146.220	146.393	146.523	146.810
Services.....		ID5	122	136.197	137.465	137.591	138.545	139.379
Trade services.....		ID5	1223	169.704	168.707	169.222	167.851	169.866
Transportation and warehousing services.....		ID5	1222	143.959	142.379	140.805	143.632	140.968
Transportation of passengers.....		ID5	12221	136.795	134.713	131.038	139.024	130.694
Transportation and warehousing of goods.....		ID5	12222	163.132	161.671	161.128	161.314	161.597
Services less trade, transportation, and warehousing.....		ID5	1221	130.186	132.085	132.388	133.361	134.511
Construction.....		ID5	123	139.800	139.898	140.291	142.287	142.305
Inputs to stage 1 construction producers.....		ID5	13	168.351	165.487	165.545	166.649	166.341
Goods.....		ID5	131	168.427	166.796	168.264	169.666	168.679
Energy.....		ID5	1312	199.465	178.467	192.284	208.383	201.741
Goods excluding foods and energy.....		ID5	1313	167.056	167.922	167.806	167.315	167.049
Services.....		ID5	132	168.237	162.937	160.212	160.728	161.759
Trade services.....		ID5	1323	174.546	168.589	165.420	166.231	167.205
Transportation and warehousing services.....		ID5	1322	136.552	133.753	132.929	132.083	133.429
Transportation and warehousing of goods.....		ID5	13222	141.245	138.350	137.497	136.623	138.016
Services less trade, transportation, and warehousing.....		ID5	1321	129.100	132.454	132.876	132.907	133.012
Intermediate Demand by Production Flow Special Groupings								
Total goods inputs to stage 4 intermediate demand.....	04/10	ID5	9411	146.444	146.030	145.823	145.087	144.341
Total services inputs to stage 4 intermediate demand.....	04/10	ID5	9412	141.218	142.178	142.847	142.994	144.204
Total construction inputs to stage 4 intermediate demand.....	04/10	ID5	9413	138.642	138.739	139.129	141.109	141.126
Total foods inputs to stage 4 intermediate demand.....	04/10	ID5	9414	153.635	152.635	152.466	151.576	152.326
Total energy goods inputs to stage 4 intermediate demand.....	04/10	ID5	9415	149.432	144.174	144.997	142.843	136.079
Total goods less foods and energy inputs to stage 4 intermediate demand.....	04/10	ID5	9416	146.104	146.494	146.119	145.618	145.545
Total goods inputs to stage 3 intermediate demand.....	04/10	ID5	9311	159.504	153.585	152.170	151.845	150.935
Total services inputs to stage 3 intermediate demand.....	04/10	ID5	9312	140.678	140.857	140.621	141.181	141.557
Total construction inputs to stage 3 intermediate demand.....	04/10	ID5	9313	138.642	138.739	139.129	141.109	141.126
Total foods inputs to stage 3 intermediate demand.....	04/10	ID5	9314	176.010	168.423	163.212	164.331	168.414
Total energy goods inputs to stage 3 intermediate demand.....	04/10	ID5	9315	175.795	160.599	165.436	169.353	163.701
Total goods less foods and energy inputs to stage 3 intermediate demand.....	04/10	ID5	9316	153.063	150.515	148.505	146.296	144.976
Total goods inputs to stage 2 intermediate demand.....	04/10	ID5	9211	147.057	153.634	147.256	132.234	127.856
Total services inputs to stage 2 intermediate demand.....	04/10	ID5	9212	137.348	139.440	139.859	140.701	141.808
Total construction inputs to stage 2 intermediate demand.....	04/10	ID5	9213	138.642	138.739	139.129	141.109	141.126
Total foods inputs to stage 2 intermediate demand.....	04/10	ID5	9214	174.874	175.573	176.129	168.424	172.199
Total energy goods inputs to stage 2 intermediate demand.....	04/10	ID5	9215	136.348	149.960	139.640	113.796	105.176
Total goods less foods and energy inputs to stage 2 intermediate demand.....	04/10	ID5	9216	143.919	142.307	140.358	138.624	138.659
Total goods inputs to stage 1 intermediate demand.....	04/10	ID5	9111	141.974	139.216	139.658	139.290	137.642

See footnotes at end of table.

Table 5. Producer price indexes for Final Demand-Intermediate Demand groupings, not seasonally adjusted — Continued

[November 2022, Index base Nov. 2009=100, unless otherwise indicated]

Title	Other index base	Commodity code		Unadjusted index ¹				
		Group code	Item code	July 2022	Aug. 2022 ^p	Sept. 2022 ^p	Oct. 2022 ^p	Nov. 2022 ^p
Total services inputs to stage 1 intermediate demand.....	04/10	ID5	9112	140.864	141.299	141.021	141.662	142.402
Total construction inputs to stage 1 intermediate demand.....	04/10	ID5	9117	138.642	138.739	139.129	141.109	141.126
Total foods inputs to stage 1 intermediate demand.....	04/10	ID5	9114	163.637	162.755	166.725	162.778	162.614
Total energy goods inputs to stage 1 intermediate demand.....	04/10	ID5	9115	172.457	162.654	168.668	172.010	165.092
Total goods less foods and energy inputs to stage 1 intermediate demand.....	04/10	ID5	9116	131.033	129.977	128.787	127.802	127.415

¹ All indexes are subject to revision for 4 months after their originally scheduled publication to incorporate late reports and corrections by survey respondents. In addition, seasonally adjusted indexes are subject to change for up to 5 years due to the recalculation of seasonal factors published each January.

² PPI defines Total finished as including only the personal consumption and private capital investment portions of final demand.

³ Trade indexes measure changes in margins received by wholesalers and retailers.

⁴ The PPI definition of foods does not include food and beverages for immediate consumption. PPI defines food and beverages for immediate consumption as the service of preparing meals, snacks, and beverages to customer order for immediate on-premises and off-premises consumption.

⁵ Distributive services include transportation, warehousing, and trade of goods.

⁶ Includes intermediate trade, transportation, and warehousing services.

⁷ Includes crude petroleum.

⁸ Excludes crude petroleum.

p Preliminary

"/" Data not available.

Table 6. Producer price index percentage changes for selected aggregate commodity and service groupings, not seasonally adjusted [November 2022]

Title	Commodity code		Unadjusted 12-month percent change ¹ Nov. 2021 to Nov. 2022 ^P	Unadjusted 1-month percent change ¹				
	Group code	Item code		June to July	July to Aug. ^P	Aug. to Sept. ^P	Sept. to Oct. ^P	Oct. to Nov. ^P
Goods								
All commodities.....	00	000000	8.2	-2.8	-1.0	-0.5	-1.1	-0.7
Farm products, processed foods and feeds.....	PFF	PLUS02	15.6	-0.9	-0.7	0.0	-0.1	2.3
Farm products.....	01	—	27.8	-2.8	-2.8	0.2	0.8	5.7
Processed foods and feeds.....	02	—	10.5	0.0	0.2	-0.1	-0.5	0.8
Industrial commodities.....	IND	THRU15	6.8	-3.2	-1.0	-0.7	-1.3	-1.3
Textile products and apparel.....	03	—	9.2	0.8	1.0	0.0	-0.4	0.0
Hides, skins, leather, and related products.....	04	—	0.2	2.0	0.0	1.3	0.9	-1.4
Fuels and related products and power.....	05	—	13.7	-9.4	-2.8	-1.0	-3.4	-4.7
Chemicals and allied products.....	06	—	4.0	-0.3	-2.0	-0.6	-0.4	-0.5
Rubber and plastic products.....	07	—	9.4	1.0	0.7	-0.2	-0.6	-0.4
Lumber and wood products.....	08	—	3.5	-0.8	-0.8	-2.0	-1.9	-1.4
Pulp, paper, and allied products.....	09	—	9.2	0.3	0.9	-0.5	-0.4	0.2
Metals and metal products.....	10	—	-7.1	-3.3	-1.4	-2.3	-2.3	-0.2
Machinery and equipment.....	11	—	9.5	0.6	0.5	0.3	0.5	0.4
Furniture and household durables.....	12	—	8.5	0.7	0.7	0.4	0.1	0.3
Nonmetallic mineral products.....	13	—	12.9	1.7	1.0	0.4	0.3	0.4
Transportation equipment.....	14	—	4.7	0.3	0.3	0.2	0.5	0.1
Miscellaneous products.....	15	—	8.8	0.3	0.8	0.3	0.1	0.8
Industrial commodities less fuels.....	ILF	T15M05	4.4	-0.4	-0.3	-0.5	-0.4	0.0
Other commodity groupings								
Petroleum products, refined.....	05	7	30.1	-12.9	-12.8	1.8	5.4	-4.7
Industrial chemicals.....	06	1	1.3	0.1	-5.7	-1.5	-0.8	-1.1
Rubber and rubber products.....	07	1	11.1	1.6	0.4	0.1	0.2	-0.4
Lumber.....	08	1	-9.0	0.2	-3.7	-4.9	-3.8	-3.1
Iron and steel.....	10	1	-23.9	-4.7	-4.8	-5.3	-4.5	-2.4
Nonferrous metals.....	10	2	-4.6	-6.3	1.1	-1.7	-3.0	2.5
General purpose machinery and equipment.....	11	4	13.8	1.2	0.5	0.4	0.4	0.4
Electrical machinery and equipment.....	11	7	7.2	0.5	0.4	0.2	0.2	0.5
Electronic components and accessories.....	11	78	4.4	0.0	-0.3	0.4	0.7	0.3
Aircraft and aircraft equipment.....	14	2	4.4	0.2	0.3	0.3	0.2	0.2
Services and construction								
Transportation services.....	30	—	12.0	-0.1	-1.3	-0.6	0.8	-0.6
Services related to transportation activities.....	31	—	-7.0	1.0	1.6	-5.1	2.7	-6.2
Warehousing, storage, and related activities.....	32	—	7.0	2.8	-4.0	1.4	-0.9	0.2
Publishing sales, excluding software.....	33	—	3.9	0.3	0.1	1.2	0.5	-1.0
Software publishing.....	34	—	-0.5	0.5	-1.1	1.2	-0.6	-1.2
Network compensation from broadcast and cable television and radio.....	35	—	4.5	0.0	0.3	0.0	0.0	0.0
Advertising space and time sales.....	36	—	3.0	-2.3	-1.6	1.3	4.3	-0.5
Telecommunication, cable, and internet user services.....	37	—	4.1	0.9	0.5	0.7	0.4	0.1
Data processing and related services.....	38	—	-1.4	-0.1	-0.1	-0.2	0.1	0.0
Credit intermediation services (partial).....	39	—	21.2	2.6	5.5	3.2	0.3	5.9
Investment services.....	40	—	-2.6	-3.9	3.6	0.9	0.4	4.8
Insurance and annuities.....	41	—	2.2	0.4	0.1	0.3	0.0	0.0
Commissions and fees from sales and administration of insurance policies (partial).....	42	—	0.0	0.0	0.0	0.0	0.0	0.0
Real estate services (partial).....	43	—	5.7	0.3	2.8	0.8	-0.8	-0.2
Rental and leasing of goods (partial).....	44	—	2.9	1.2	1.2	-3.6	2.3	-2.3
Professional services (partial).....	45	—	4.2	0.2	0.3	0.2	0.0	0.2
Employment services.....	46	—	3.9	-0.2	0.0	0.1	0.2	-0.1
Travel arrangement services.....	47	—	5.4	1.4	0.0	-1.1	0.5	0.2
Selected security services (partial).....	48	—	7.9	0.1	-0.1	2.5	0.3	0.0
Cleaning and building maintenance services (partial).....	49	—	7.3	0.3	-0.1	0.0	0.2	0.0
Waste collection and remediation services (partial).....	50	—	10.0	2.4	0.8	0.6	1.2	0.1
Health care services.....	51	—	2.6	0.6	0.0	0.0	0.3	0.1
Accommodation services.....	53	—	10.3	1.4	-5.0	-1.6	2.5	-5.4
Food and beverages for immediate consumption services (partial).....	54	—	-2.1	0.7	0.3	-1.0	-0.3	0.4
Repair and maintenance services (partial).....	55	—	5.8	0.3	0.7	0.4	0.2	0.1
Entertainment services (partial).....	56	—	0.8	1.3	-1.2	2.6	0.4	-1.4
Wholesale trade services.....	57	—	11.4	0.8	0.0	0.2	-0.1	0.9
Retail trade services.....	58	—	8.7	0.1	1.5	-0.7	0.7	-0.4
Metal treatment services.....	59	—	7.7	1.2	0.3	0.0	0.5	0.0

See footnotes at end of table.

Table 6. Producer price index percentage changes for selected aggregate commodity and service groupings, not seasonally adjusted — Continued
 [November 2022]

Title	Commodity code		Unadjusted 12-month percent change ¹	Unadjusted 1-month percent change ¹				
	Group code	Item code		Nov. 2021 to Nov. 2022 ^p	June to July	July to Aug. ^p	Aug. to Sept. ^p	Sept. to Oct. ^p
Mining services.....	60	—	13.1	-0.9	0.9	2.4	0.3	0.4
Contract work on textile products, apparel, and leather.....	61	—	6.2	0.0	0.2	0.1	0.2	1.5
Construction (partial).....	80	—	16.9	3.7	0.1	0.3	2.5	0.1

¹ All indexes are subject to revision for 4 months after their originally scheduled publication to incorporate late reports and corrections by survey respondents.

^p Preliminary

“—” Data not available.

NOTE: The term “(partial)” denotes incomplete coverage of the index category.

Table 7. Producer price index percentage changes for commodity and service groupings and individual items, not seasonally adjusted
 [November 2022]

Title	Commodity code		Unadjusted 12-month percent change ¹	Unadjusted 1-month percent change ¹				
	Group code	Item code		Nov. 2021 to Nov. 2022 ^P	June to July	July to Aug. ^P	Aug. to Sept. ^P	Sept. to Oct. ^P
Goods								
All commodities.....	00	000000	8.2	-2.8	-1.0	-0.5	-1.1	-0.7
Industrial commodities.....	IND	THRU15	6.8	-3.2	-1.0	-0.7	-1.3	-1.3
Farm products, processed foods and feeds.....	PFF	PLUS02	15.6	-0.9	-0.7	0.0	-0.1	2.3
Farm products.....	01	—	27.8	-2.8	-2.8	0.2	0.8	5.7
Fruits & melons, fresh/dry vegs. & nuts.....	01	1	41.5	5.8	0.9	6.0	14.4	19.8
Fresh fruits and melons.....	01	11	15.8	2.0	0.5	-1.3	11.5	3.2
Citrus fruits.....	01	1101	7.7	0.8	0.1	8.3	10.6	-27.7
Grapefruits.....	01	110101	14.8	0.8	-1.6	—	—	—
Lemons.....	01	110104	6.5	2.6	0.0	2.9	22.2	-6.2
Valencia oranges.....	01	110105	—	0.5	0.5	9.5	8.3	—
Navel oranges.....	01	110106	9.6	—	—	—	—	—
Tangerines.....	01	110108	11.8	—	—	—	—	—
Other fruits and berries.....	01	1102	19.0	0.6	0.7	-5.1	12.7	14.9
Plums and fresh prunes.....	01	110201	—	—	2.4	6.3	-2.8	—
Nectarines.....	01	110202	—	-0.3	-7.6	13.0	—	—
Cherries.....	01	110203	—	—	—	—	—	—
Avocados.....	01	110205	77.9	-7.1	2.5	9.8	3.3	-3.2
Granny Smith apples.....	01	110208	17.0	0.0	0.0	-2.5	—	—
Golden delicious apples.....	01	110211	—	0.0	—	—	—	—
Red delicious apples.....	01	110215	23.0	-1.2	0.0	5.3	32.7	-5.5
McIntosh apples.....	01	110216	-0.6	—	—	—	0.0	-8.4
Peaches.....	01	110219	—	8.9	-14.5	9.5	—	—
Gala apples.....	01	110220	40.3	0.0	0.0	26.4	-5.6	6.0
Pears.....	01	110221	17.6	0.0	32.1	-9.0	-6.7	0.8
Strawberries.....	01	110222	27.4	41.7	88.2	-46.9	111.8	55.6
Raspberries.....	01	110224	—	—	26.7	-31.6	-7.7	—
Blackberries.....	01	110225	—	13.5	22.0	-16.7	-6.7	—
Blueberries.....	01	110227	—	-39.4	-40.8	25.5	—	—
Grapes.....	01	110228	14.9	1.5	-8.3	-4.5	-0.2	-0.5
Table grapes.....	01	1102281	-0.1	—	—	-13.6	-0.6	-1.6
Wine grapes.....	01	1102283	21.8	0.0	0.0	0.0	0.0	0.0
Juice grapes.....	01	1102284	40.4	40.4	0.0	0.0	0.0	0.0
Fuji apples.....	01	110229	65.0	0.0	0.0	—	—	—
Empire apples.....	01	110230	5.3	—	—	—	—	-5.8
Melons.....	01	1103	9.8	32.8	0.5	-1.6	1.0	35.2
Cantaloupes.....	01	110301	9.5	62.0	-23.7	7.9	10.8	39.0
Honeydews.....	01	110302	—	-2.3	-6.6	3.4	-20.0	20.3
Watermelons.....	01	110303	—	25.4	21.5	-7.4	-0.4	—
Fresh and dry vegetables.....	01	13	80.6	12.7	1.7	15.7	22.4	38.1
Dry vegetables.....	01	1301	-20.0	-8.4	-5.4	-2.8	-4.3	0.4
Dry beans.....	01	13011	-14.1	0.5	-1.4	-6.1	-8.3	-0.2
Dry pinto beans.....	01	130110	-23.6	0.0	-2.6	-12.0	-11.3	-0.3
Dry great northern beans.....	01	130111	33.3	0.0	0.0	0.0	0.0	14.3
Dry pink beans.....	01	130112	—	—	—	0.0	—	—
Dry pea beans.....	01	130113	-10.2	0.0	0.0	-2.3	-8.7	-2.5
Dry kidney beans.....	01	130114	6.4	—	1.6	-6.6	-1.7	-2.9
Dry small red beans.....	01	130115	—	1.7	0.0	4.4	—	—
Dry garbanzo beans.....	01	130116	-11.7	0.0	-5.1	0.0	-5.1	4.0
Dry black beans.....	01	130117	-11.3	-0.6	0.7	-1.1	-7.1	-1.8
Dry peas and lentils.....	01	13012	-26.6	-18.8	-11.3	2.6	1.7	1.2
Dry peas.....	01	130120	-30.5	-22.0	-13.5	2.5	-2.5	0.0
Dry lentils.....	01	130121	-18.1	-10.2	-6.1	2.7	10.9	3.5
Fresh vegetables, except potatoes.....	01	1302	99.0	11.4	-18.3	48.2	51.6	43.1
Cabbage.....	01	130211	38.8	26.9	-5.5	-22.1	8.8	5.8
Carrots.....	01	130212	28.7	1.2	-9.7	13.3	9.4	9.6
Celery.....	01	130213	89.2	-8.9	-28.2	-6.3	16.3	165.3
Sweet corn.....	01	130214	13.4	91.5	-41.2	3.6	14.3	47.8
Lettuce.....	01	130215	149.6	8.8	-8.2	104.0	111.5	58.2
Dry onions.....	01	130216	2.6	47.2	-32.7	37.6	-34.3	-4.0
Tomatoes.....	01	130217	106.6	-39.6	37.1	28.3	32.6	26.0
Snap beans.....	01	130218	72.7	—	—	13.3	—	—
Green peas.....	01	130219	—	—	19.6	—	—	—

See footnotes at end of table.

Table 7. Producer price index percentage changes for commodity and service groupings and individual items, not seasonally adjusted — Continued
 [November 2022]

Title	Commodity code		Unadjusted 12-month percent change ¹	Unadjusted 1-month percent change ¹				
	Group code	Item code		Nov. 2021 to Nov. 2022 ^P	June to July	July to Aug. ^P	Aug. to Sept. ^P	Sept. to Oct. ^P
Broccoli.....	01	130222	46.0	82.5	-53.0	129.8	64.7	-26.9
Cauliflower.....	01	130223	556.4	29.6	-28.4	92.2	21.7	274.0
Spinach.....	01	130224	-11.9	9.1	-3.6	93.6	11.5	-16.5
Greens.....	01	130225	5.7	-0.3	-1.9	3.3	5.3	-3.9
Endive.....	01	130226	20.9	-10.7	-3.1	-4.5	8.7	15.8
Green peppers.....	01	130228	43.5	-38.6	-13.9	-7.7	15.8	43.2
Eggplant.....	01	130229	-48.5	-	-	-	-	-48.5
Squash.....	01	130231	-3.8	17.0	10.9	13.2	-4.4	-9.7
Beets.....	01	130232	91.2	9.8	-0.2	20.1	53.6	6.6
Cucumbers.....	01	130234	109.7	45.6	-20.7	-17.6	66.9	24.4
Artichokes.....	01	130235	48.6	-8.8	33.6	-3.4	-8.0	110.7
Pumpkins.....	01	130236	-	-	-	-	8.7	-
Sweet potatoes.....	01	1303	2.6	-0.9	0.5	11.8	-1.5	-7.6
Sweet potatoes.....	01	130301	2.6	-0.9	0.5	11.8	-1.5	-7.6
Potatoes.....	01	1306	49.4	21.7	42.2	-18.5	-31.8	28.0
Long white potatoes.....	01	130601	-	7.8	-	-	-	-
Round white potatoes.....	01	130602	-	-	-	-	-	-
Russet potatoes.....	01	130603	58.4	34.2	46.0	-17.9	-33.1	30.1
Round red potatoes.....	01	130604	19.0	-13.0	-6.6	-17.1	-13.1	1.2
Round yellow potatoes.....	01	130605	-1.7	-	-	-	0.0	0.0
Tree nuts.....	01	19	-3.8	0.0	0.0	0.0	-3.2	0.0
Tree nuts.....	01	1901	-3.8	0.0	0.0	0.0	-3.2	0.0
Pecans.....	01	190101	17.2	0.0	0.0	0.0	0.0	0.0
Almonds.....	01	190102	0.0	0.0	0.0	0.0	0.0	0.0
Filberts.....	01	190103	9.1	0.0	0.0	0.0	0.0	0.0
Walnuts.....	01	190104	-17.6	0.0	0.0	0.0	-28.6	0.0
Macadamias.....	01	190105	0.0	0.0	0.0	0.0	0.0	0.0
Pistachios.....	01	190106	-14.0	0.0	0.0	0.0	0.0	0.0
Grains.....	01	2	19.2	-13.2	-2.1	6.0	-3.6	-1.1
Wheat.....	01	21	4.9	-22.7	-2.8	9.4	3.8	-3.3
Wheat.....	01	2101	4.9	-22.7	-2.8	9.4	3.8	-3.3
Hard red winter wheat.....	01	210101	20.3	-24.4	-2.9	11.8	6.6	-3.9
Hard red spring wheat.....	01	210102	-4.6	-17.8	-5.3	5.3	2.2	-0.3
Soft white wheat.....	01	210103	-17.0	-25.0	3.4	7.6	-7.8	-0.3
Soft red winter wheat.....	01	210104	8.3	-22.7	-2.8	13.5	3.8	-8.4
Hard amber durum wheat.....	01	210105	-36.2	-22.3	-1.5	-12.5	10.6	6.8
Other grains.....	01	22	23.7	-10.9	-2.2	5.6	-5.7	-0.7
Barley.....	01	2201	-5.1	-7.6	-9.9	-10.4	10.9	2.4
Barley.....	01	220101	-5.1	-7.6	-9.9	-10.4	10.9	2.4
Corn.....	01	2202	24.4	-10.6	-2.4	5.9	-6.1	-0.7
Corn.....	01	220205	24.4	-10.6	-2.4	5.9	-6.1	-0.7
Oats.....	01	2203	-35.6	-29.3	-10.8	-5.6	-3.4	1.6
Oats.....	01	220311	-35.6	-29.3	-10.8	-5.6	-3.4	1.6
Sorghum.....	01	2205	27.5	-23.9	12.6	5.4	2.9	-2.3
Sorghum.....	01	220501	27.5	-23.9	12.6	5.4	2.9	-2.3
Rough rice.....	01	23	24.6	0.2	6.5	-3.1	0.4	3.9
Rough rice.....	01	2301	24.6	0.2	6.5	-3.1	0.4	3.9
Rough rice.....	01	230103	24.6	0.2	6.5	-3.1	0.4	3.9
Long grain rough rice.....	01	2301031	29.4	-0.7	7.5	2.5	0.0	5.5
Medium/short grain rough rice.....	01	2301032	13.0	1.9	4.6	-15.3	1.3	0.0
Livestock.....	01	3	13.7	4.0	4.6	-8.2	-4.0	1.7
Slaughter cattle.....	01	31	16.1	-2.6	2.6	-1.6	-0.6	4.1
Slaughter steers and heifers.....	01	3101	16.3	-0.3	1.2	-0.2	2.6	4.3
Slaughter steers and heifers.....	01	310199	16.3	-0.3	1.2	-0.2	2.6	4.3
Slaughter cows and bulls.....	01	3102	14.8	-12.3	8.8	-7.7	-14.8	3.5
Slaughter cows and bulls.....	01	310299	14.8	-12.3	8.8	-7.7	-14.8	3.5
Slaughter vealers.....	01	3103	18.8	3.1	1.6	0.6	-0.1	0.0
Slaughter vealers.....	01	310399	18.8	3.1	1.6	0.6	-0.1	0.0
Slaughter hogs.....	01	32	10.0	16.1	8.9	-26.0	-7.6	-5.2
Slaughter barrows and gilts.....	01	3201	10.5	16.1	7.9	-26.1	-8.0	-5.0
Slaughter barrows and gilts.....	01	320199	10.5	16.1	7.9	-26.1	-8.0	-5.0
Slaughter sows.....	01	3202	-4.3	13.3	55.1	-21.9	6.2	-9.6
Slaughter sows.....	01	320299	-4.3	13.3	55.1	-21.9	6.2	-9.6

See footnotes at end of table.

Table 7. Producer price index percentage changes for commodity and service groupings and individual items, not seasonally adjusted — Continued
 [November 2022]

Title	Commodity code		Unadjusted 12-month percent change ¹	Unadjusted 1-month percent change ¹				
	Group code	Item code		Nov. 2021 to Nov. 2022 ^P	June to July	July to Aug. ^P	Aug. to Sept. ^P	Sept. to Oct. ^P
Slaughter lambs.....	01	33	-28.2	-19.1	-2.6	2.5	-5.4	34.2
Slaughter lambs.....	01	3301	-28.2	-19.1	-2.6	2.5	-5.4	34.2
Slaughter lambs.....	01	330199	-28.2	-19.1	-2.6	2.5	-5.4	34.2
Feeder and replacement cattle.....	01	34	14.8	2.8	3.1	1.8	-5.4	3.3
Feeder and replacement cattle.....	01	3401	14.8	2.8	3.1	1.8	-5.4	3.3
Feeder and replacement cattle.....	01	340199	14.8	2.8	3.1	1.8	-5.4	3.3
Slaughter poultry.....	01	4	25.9	-4.2	-13.9	-5.1	-0.3	1.6
Slaughter chickens.....	01	41	24.7	-6.3	-17.1	-6.8	-2.3	2.7
Broilers and other meat type chickens.....	01	4102	24.7	-6.3	-17.1	-6.8	-2.3	2.7
Slaughter chickens.....	01	410299	24.7	-6.3	-17.1	-6.8	-2.3	2.7
Slaughter turkeys.....	01	42	33.1	8.8	2.3	2.0	7.6	-2.3
Slaughter turkeys.....	01	4201	33.1	8.8	2.3	2.0	7.6	-2.3
Slaughter turkeys.....	01	420199	33.1	8.8	2.3	2.0	7.6	-2.3
Slaughter ducks.....	01	43	7.8	0.0	0.0	1.9	0.0	2.9
Slaughter ducks.....	01	4301	7.8	0.0	0.0	1.9	0.0	2.9
Slaughter ducks.....	01	430199	7.8	0.0	0.0	1.9	0.0	2.9
Raw cotton.....	01	5	-23.8	-23.8	4.7	-0.2	-15.2	-4.5
Raw cotton.....	01	51	-23.8	-23.8	4.7	-0.2	-15.2	-4.5
Raw cotton.....	01	5101	-23.8	-23.8	4.7	-0.2	-15.2	-4.5
Raw cotton.....	01	510101	-23.8	-23.8	4.7	-0.2	-15.2	-4.5
Upland cotton.....	01	5101011	-26.5	-25.4	5.2	-0.2	-16.6	-4.2
Pima cotton.....	01	5101012	19.6	0.0	0.0	0.0	0.0	-6.9
Raw milk.....	01	6	32.1	-4.5	-5.4	0.4	6.1	6.1
Raw milk.....	01	61	32.1	-4.5	-5.4	0.4	6.1	6.1
Raw milk.....	01	6101	32.1	-4.5	-5.4	0.4	6.1	6.1
Raw milk.....	01	610102	32.1	-4.5	-5.4	0.4	6.1	6.1
Chicken eggs.....	01	7	280.9	43.1	-24.4	12.1	21.8	19.6
Chicken eggs.....	01	71	280.9	43.1	-24.4	12.1	21.8	19.6
Eggs for fresh use.....	01	7107	244.1	44.2	-25.0	16.6	15.0	26.0
Eggs, jumbo.....	01	710701	176.1	48.7	-22.9	12.1	13.8	17.1
Eggs, extra large.....	01	710702	228.0	44.7	-27.0	19.3	14.1	20.6
Eggs, large.....	01	710703	255.6	53.3	-27.3	14.6	17.1	25.8
Eggs, medium.....	01	710704	232.9	5.5	-8.1	24.2	7.8	37.1
Eggs, small.....	01	710705	185.6	2.0	0.0	10.6	2.9	19.3
Breaker stock and checks and undergrades.....	01	7108	365.3	41.4	-23.5	5.0	33.5	10.1
Breaker stock.....	01	710801	359.0	41.0	-23.8	6.1	31.0	11.2
Checks and undergrades.....	01	710802	417.4	44.4	-21.6	-3.3	53.5	2.5
Hay, hayseeds, and oilseeds.....	01	8	18.1	-8.4	-1.6	0.7	-7.4	2.6
Hay and hayseeds.....	01	81	5.3	7.4	-8.7	5.1	0.5	-15.0
Hay and hayseeds.....	01	8101	5.3	7.4	-8.7	5.1	0.5	-15.0
Alfalfa hay.....	01	810101	16.5	3.4	-2.0	-0.9	0.5	-3.3
All other hay.....	01	810102	-9.8	12.7	-16.9	13.8	0.7	-29.9
Oilseeds.....	01	83	20.8	-11.2	-0.1	-0.1	-9.0	6.7
Oilseeds.....	01	8301	20.8	-11.2	-0.1	-0.1	-9.0	6.7
Peanuts.....	01	830111	5.9	0.8	1.6	-2.0	5.4	-0.9
Cottonseed.....	01	830121	12.9	-1.0	-3.3	4.7	-2.9	-13.0
Soybeans.....	01	830131	23.8	-11.4	0.3	0.2	-10.2	8.0
Flaxseed.....	01	830151	-43.3	-22.2	-14.3	-2.9	0.0	-2.9
Sunflower.....	01	830161	-15.4	-19.1	-8.4	-10.5	5.0	-5.1
Canola.....	01	830171	-14.9	-23.8	-3.2	-9.2	3.1	8.9
Miscellaneous oil crops.....	01	830181	17.8	0.6	0.1	0.5	0.6	0.0
Processed foods and feeds.....	02	-	10.5	0.0	0.2	-0.1	-0.5	0.8
Cereal and bakery products.....	02	1	16.0	0.7	0.4	1.6	1.0	1.0
Bakery products.....	02	11	14.8	1.9	1.7	0.7	0.2	1.6
Bread (white, wheat, rye, etc.), including frozen.....	02	1102	16.4	3.2	3.1	1.2	-0.7	1.1
Bread (white, wheat, rye, etc.), including frozen.....	02	110201	16.4	3.2	3.1	1.2	-0.7	1.1
White pan bread.....	02	11020111	20.5	5.6	4.5	1.4	-0.8	0.7
White hearth bread (French, Italian, etc.).....	02	11020112	12.4	1.1	2.5	1.0	-0.4	1.1
Dark wheat breads (whole wheat, cracked wheat, multigrain, etc.)....	02	11020113	12.7	1.2	3.5	0.5	-0.9	0.6

See footnotes at end of table.

Table 7. Producer price index percentage changes for commodity and service groupings and individual items, not seasonally adjusted — Continued
 [November 2022]

Title	Commodity code		Unadjusted 12-month percent change ¹	Unadjusted 1-month percent change ¹				
	Group code	Item code		Nov. 2021 to Nov. 2022 ^P	June to July	July to Aug. ^P	Aug. to Sept. ^P	Sept. to Oct. ^P
Other variety breads (rye, unleavened, raisin, potato, self-rising, salt-free, canned, etc.).....	02	11020114	14.2	1.5	0.5	1.4	-0.5	2.4
Rolls (bread-type), muffins, bagels, and croissants.....	02	1105	18.5	2.2	1.9	1.6	0.0	6.1
Rolls (bread-type), muffins, bagels, and croissants.....	02	110505	18.5	2.2	1.9	1.6	0.0	6.1
Rolls, hamburger and wiener.....	02	11050501	20.9	1.5	3.1	2.7	-0.6	8.9
All other rolls, bread-type (incl. muffins, bagels, and croissants).....	02	11050502	16.1	2.9	0.7	0.5	0.6	3.3
Other sweet goods, excluding frozen.....	02	1107	20.4	1.5	0.5	-0.1	3.7	0.9
Other sweet goods, excluding frozen.....	02	110703	20.4	1.5	0.5	-0.1	3.7	0.9
Soft cakes, excluding frozen.....	02	1108	15.0	1.0	0.9	0.3	0.2	-0.9
Soft cakes, excluding frozen.....	02	110803	15.0	1.0	0.9	0.3	0.2	-0.9
Cookies, crackers, and related products.....	02	1121	7.5	0.9	0.1	0.2	0.0	0.0
Cookies, wafers, and ice cream cones and cups (excluding frozen).....	02	112103	13.1	1.6	0.1	0.3	0.0	0.0
Crackers, biscuits, and related products.....	02	112104	0.2	0.0	0.0	0.0	0.0	0.0
Crackers, biscuits, and related products.....	02	1121042	0.2	0.0	0.0	0.0	0.0	0.0
Retail bakery products.....	02	1130	14.0	0.4	1.7	0.2	1.2	0.0
Retail bakery products.....	02	113001	14.0	0.4	1.7	0.2	1.2	0.0
Flour and flour base mixes and doughs.....	02	12	17.6	-2.6	-1.4	4.1	1.7	0.6
Wheat flour.....	02	1203	11.9	-6.4	-3.2	3.3	2.7	0.7
Wheat flour.....	02	120301	11.9	-6.4	-3.2	3.3	2.7	0.7
Flour base mixes and doughs.....	02	1204	24.3	1.8	0.6	4.9	0.7	0.5
Flour base mixes and doughs.....	02	120401	24.3	1.8	0.6	4.9	0.7	0.5
Prepared flour mixes, including refrigerated and frozen doughs and batters, made in flour mills.....	02	1204011	18.2	4.5	-0.3	4.4	0.0	0.1
Flour mixes, excluding cake mixes, made from purchased flour.....	02	1204013	25.6	1.5	0.7	4.7	0.9	0.6
Milled rice and byproducts.....	02	13	20.9	3.6	1.9	2.1	1.4	0.5
Head rice.....	02	1301	22.1	3.6	1.9	2.0	1.5	0.5
Head rice.....	02	130106	22.1	3.6	1.9	2.0	1.5	0.5
Head rice not packaged with other ingredients.....	02	1301066	23.2	4.0	1.9	1.7	1.6	0.6
Milled rice (incl second heads, screenings, brewers, bran, sharps, rice flour, and byproducts).....	02	1302	14.9	3.4	1.7	2.5	0.9	0.8
Milled rice (incl second heads, screenings, brewers, bran, sharps, rice flour, and byproducts).....	02	130201	14.9	3.4	1.7	2.5	0.9	0.8
Cereal and pasta products.....	02	14	16.3	1.3	-0.6	0.8	1.8	0.3
Dry macaroni, spaghetti, and egg noodle products, made from purchased flour.....	02	1402	32.8	4.7	0.0	1.1	3.0	-1.5
Dry macaroni, spaghetti, and egg noodle products, made from purchased flour.....	02	140203	32.8	4.7	0.0	1.1	3.0	-1.5
Dry macaroni, spaghetti, and egg noodle products, made from purchased flour.....	02	14020303	32.8	4.7	0.0	1.1	3.0	-1.5
Cereal and mill products, other than flour.....	02	1409	12.8	0.5	-0.8	0.7	1.5	0.8
Manufactured starch, made by wet milling.....	02	140907	4.0	3.7	0.8	-2.8	1.5	-1.2
Wheat mill products, corn mill products, and other grain mill products except flour.....	02	140908	20.1	-0.7	-3.2	4.3	5.8	-0.4
Wheat mill products, except flour.....	02	1409081	36.5	-1.5	2.4	3.4	16.0	1.9
Corn mill products.....	02	1409082	22.8	0.4	-4.4	5.1	8.5	-0.4
Other grain mill products.....	02	1409083	3.2	-2.3	-4.3	3.1	-7.0	-2.2
Breakfast cereal.....	02	140909	11.9	0.2	-0.1	0.1	-0.2	1.7
Meats, poultry, and fish.....	02	2	-2.3	-0.8	-0.8	-2.9	-3.7	0.9
Meats.....	02	21	-5.2	-0.6	0.5	-1.7	-2.1	1.0
Beef and veal products, fresh or frozen.....	02	2101	-15.6	-1.3	-1.6	-4.3	-4.6	2.9
Beef, fresh/frozen variety meats, not canned or made into sausage, made in slaughtering plants.....	02	210126	1.0	-1.1	-0.9	2.8	0.0	4.8
Beef, fresh/frozen whole/half carcass, not canned or made into sausage, misp.....	02	210131	0.0	5.5	-1.7	-5.7	0.9	13.9
Beef, fresh/frozen, primal and subprimal cuts, made in slaughtering plants.....	02	210133	-17.4	-1.7	-1.6	-4.6	-5.2	2.1
Lamb/mutton, fresh or frozen, not canned or made into sausage, made in slaughtering plants.....	02	2103	36.6	-2.7	-1.1	-0.9	0.0	52.2
Lamb/mutton, fresh or frozen, not canned or made into sausage, made in slaughtering plants.....	02	210321	36.6	-2.7	-1.1	-0.9	0.0	52.2
Pork products, fresh, frozen, or processed, except sausage.....	02	2104	2.8	-1.1	2.3	0.4	0.3	-1.0
Pork, fresh/frozen, unprocessed, all cuts, except sausage, made in slaughtering plants.....	02	210444	-0.5	2.1	1.5	-2.9	-0.2	0.3
Pork, processed or cured, not canned or made into sausage.....	02	210447	6.5	-4.4	3.2	4.1	0.9	-2.2
Pork, processed or cured, not canned or made into sausage, made in slaughtering plants.....	02	2104471	16.0	-9.8	1.8	21.5	-1.8	-3.3
Pork, processed or cured, not canned or made into sausage, mfpc.....	02	2104472	3.8	-2.9	3.6	-0.5	1.8	-1.9

See footnotes at end of table.

Table 7. Producer price index percentage changes for commodity and service groupings and individual items, not seasonally adjusted — Continued
 [November 2022]

Title	Commodity code		Unadjusted 12-month percent change ¹ Nov. 2021 to Nov. 2022 ^P	Unadjusted 1-month percent change ¹				
	Group code	Item code		June to July	July to Aug. ^P	Aug. to Sept. ^P	Sept. to Oct. ^P	Oct. to Nov. ^P
Pork, sweet-pickled, dry-cured, or dry salt, not canned or made into sausage, mfpc.....	02	21044721	1.6	0.0	0.1	0.5	-0.3	0.0
Smoked hams and picnics, excluding canned, made from purchased carcasses.....	02	21044722	17.7	-8.4	12.9	-4.4	8.0	0.8
Smoked slab bacon, made from purchased carcasses.....	02	21044723	-7.4	-0.6	1.5	-0.7	-4.0	-2.6
Smoked sliced bacon, made from purchased carcasses.....	02	21044724	-10.2	-1.5	-1.4	0.9	-0.8	-6.1
Other smoked pork, not canned or made into sausage, made from purchased carcasses.....	02	21044725	15.8	0.2	-1.0	2.4	0.6	-0.1
Boiled ham, barbecue pork, and other cooked pork, excluding canned meats and sausage, mfpc.....	02	21044726	26.2	4.7	1.2	4.9	-1.9	2.2
Other meats, fresh, frozen, or canned.....	02	2105	5.3	0.9	2.3	0.2	-0.8	-0.2
Fresh/processed sausage, deli & cooked meats, etc.....	02	210503	6.0	0.6	3.2	-0.5	-1.5	0.5
Fresh and processed sausage, deli, and cooked meats, made in slaughtering plants.....	02	2105031	9.2	0.6	-0.1	0.4	-0.6	2.3
Fresh and processed sausage, deli, and cooked meats, mfpc.....	02	2105032	4.9	0.6	4.3	-0.8	-1.9	-0.1
Fresh sausage (pork sausage, breakfast links, etc.), excluding canned, mfpc.....	02	21050321	13.9	1.3	13.4	-1.1	-3.0	-0.1
Dry or semidry sausage (salami, cervelat, pepperoni, summer sausage, pork roll, etc), mfpc.....	02	21050322	-0.3	-0.1	1.0	-0.7	-2.4	-0.4
Frankfurters, including wieners, excluding canned, made from purchased carcasses.....	02	21050323	4.6	1.1	0.5	-0.4	-1.1	0.0
Other sausage (smoked or cooked) & jellied goods & similar preparations, excluding canned, mfpc.....	02	21050324	2.6	0.4	1.5	-0.8	0.1	0.3
Boxed meat (beef, pork, lamb, etc.), made from purchased carcasses.....	02	210504	5.2	0.9	1.4	2.0	2.8	-1.3
Canned meats, excluding dog, cat, and baby food.....	02	210579	32.9	2.0	7.3	6.8	3.1	1.1
Frozen ground meat patties and other processed, frozen, or cooked meats, mfpc.....	02	210586	-0.7	0.9	0.6	-1.2	-2.5	-0.8
Processed poultry.....	02	22	7.4	-1.1	-3.3	-6.7	-7.8	1.7
Young chickens, including bulk, chilled, frozen, whole, and in parts.....	02	2203	-1.9	-1.3	-4.8	-3.7	-8.2	-3.5
Young chickens, including bulk, chilled, frozen, whole, and in parts.....	02	220333	-1.9	-1.3	-4.8	-3.7	-8.2	-3.5
Turkeys, including frozen, whole, and in parts.....	02	2206	37.6	2.2	1.8	0.9	1.3	0.0
Turkeys, including frozen, whole, and in parts.....	02	220611	37.6	2.2	1.8	0.9	1.3	0.0
Canned, cooked, smoked or prepared poultry.....	02	2208	11.0	-2.3	-3.4	-14.7	-12.1	11.4
Canned, cooked, smoked or prepared poultry.....	02	220811	11.0	-2.3	-3.4	-14.7	-12.1	11.4
Chicken hens and other poultry/small game.....	02	2209	8.4	0.1	0.3	0.0	-0.2	3.5
Other poultry/small game (duck, goose, rabbit, etc.).....	02	220911	22.9	0.3	0.6	0.1	-0.5	7.2
Unprocessed and prepared seafood.....	02	23	-10.4	-1.1	0.1	3.3	-1.1	-2.5
Unprocessed finfish.....	02	2301	-40.6	-11.9	12.5	7.3	-6.6	-6.0
Haddock.....	02	230101	29.4	-9.4	6.5	15.3	0.1	-4.4
Halibut.....	02	230102	-4.0	-23.6	19.1	-10.1	13.2	9.3
Salmon.....	02	230103	-	-	6.0	-	-	-
Flounder.....	02	230131	-40.4	11.1	6.4	-26.1	-8.6	-14.4
Cod.....	02	230132	-10.0	-5.1	8.9	4.5	-4.5	-14.9
Pollock.....	02	230133	-16.8	2.7	20.2	-1.3	-8.5	-16.2
Tuna.....	02	230136	7.2	-2.2	4.4	1.0	-8.3	8.6
Other finfish.....	02	230199	-55.1	-16.5	10.3	28.7	-7.7	-1.3
Canned seafood (including soups, stews, and chowders).....	02	2304	-2.0	4.8	0.0	2.5	0.0	0.0
Canned seafood (including soups, stews, and chowders).....	02	230429	-2.0	4.8	0.0	2.5	0.0	0.0
Unprocessed shellfish.....	02	2305	-2.3	4.9	-7.0	7.3	2.9	-3.3
Shrimp.....	02	230501	-14.6	-9.5	-8.5	-5.1	-0.5	0.1
Crabs.....	02	230502	-	20.2	-16.4	16.1	-	-
Lobsters.....	02	230503	-31.6	0.2	4.7	9.0	-3.5	-13.1
Clams.....	02	230504	5.0	0.0	-2.4	0.0	-1.2	0.0
Oysters.....	02	230505	20.6	3.7	4.5	0.0	0.0	0.0
Sea scallops.....	02	230506	-4.5	-5.0	-2.1	2.3	15.4	2.3
Mussels.....	02	230507	9.1	0.0	0.0	0.0	0.0	9.1
Prepared fresh and frozen seafood.....	02	2306	5.2	0.2	-1.5	0.5	-0.5	-1.2
Prepared fresh fish/seafood, inc. surimi/surimi-based products.....	02	230601	10.1	-0.5	-0.9	2.7	-0.3	-0.4
Prepared frozen fish.....	02	230602	13.7	-1.9	0.5	0.3	-1.5	-0.1
Prepared frozen shellfish.....	02	230603	-10.2	2.1	-5.8	-1.1	-0.4	-2.2
Other prepared fresh and frozen seafood.....	02	230604	10.2	4.7	1.6	0.1	2.8	-4.6
Dairy products.....	02	3	16.1	0.0	-1.4	-0.7	0.6	-0.4
Fluid milk products.....	02	31	19.8	0.5	-0.4	-1.6	0.6	0.8
Packaged fluid milk and related products.....	02	3103	17.9	-0.2	-0.9	-2.5	-0.9	2.4
Fluid whole milk.....	02	310301	18.5	0.2	-1.2	-2.8	-1.0	2.7
Reduced fat and lowfat milk (1/2-2).....	02	310302	13.4	-0.7	-1.6	-3.1	-1.4	2.5
Fat free or skim milk.....	02	310303	7.5	-1.7	-1.8	-3.8	-2.1	2.9

See footnotes at end of table.

Table 7. Producer price index percentage changes for commodity and service groupings and individual items, not seasonally adjusted — Continued
 [November 2022]

Title	Commodity code		Unadjusted 12-month percent change ¹	Unadjusted 1-month percent change ¹				
	Group code	Item code		Nov. 2021 to Nov. 2022 ^P	June to July	July to Aug. ^P	Aug. to Sept. ^P	Sept. to Oct. ^P
Other fluid milk related products, packaged, incl. cartons, bottles, cans, and dispenser cans.....	02	310304	35.9	1.4	1.5	0.4	1.0	1.5
Cottage cheese.....	02	3104	13.3	1.2	0.1	-0.2	-0.4	1.5
Cottage cheese.....	02	310401	13.3	1.2	0.1	-0.2	-0.4	1.5
Other milk products.....	02	3105	12.4	0.2	0.0	-0.5	3.5	-2.4
Other milk products.....	02	310501	12.4	0.2	0.0	-0.5	3.5	-2.4
Yogurt, excluding frozen.....	02	3105011	11.6	0.1	0.4	0.0	5.1	-4.2
Other packaged milk products.....	02	3105012	14.3	0.4	-0.7	-1.7	-0.2	1.9
Bulk fluid milk and cream.....	02	3106	35.8	2.5	0.7	-0.4	1.8	0.1
Bulk fluid milk and cream.....	02	310601	35.8	2.5	0.7	-0.4	1.8	0.1
Butter.....	02	32	49.9	0.0	1.7	5.1	1.2	-7.7
Butter.....	02	3201	49.9	0.0	1.7	5.1	1.2	-7.7
Butter.....	02	320114	49.8	0.0	1.7	5.1	1.2	-7.7
Natural, processed, and imitation cheese.....	02	33	15.2	-0.5	-4.2	-0.5	2.9	-0.4
Natural cheese, except cottage cheese.....	02	3302	14.2	-0.8	-3.8	-0.7	2.6	-0.2
Natural cheese, except cottage cheese.....	02	330212	14.2	-0.8	-3.8	-0.7	2.6	-0.2
Natural cheese, except lowfat, shipped in consumer packages or containers (3 lbs or less).....	02	3302121	10.6	2.4	0.4	0.4	-0.1	-0.3
Natural cheese, except lowfat, shipped in packages or containers (more than 3 lbs) or bulk.....	02	3302122	17.5	-2.9	-6.9	-1.6	4.7	-0.2
Lowfat natural cheese, except cottage cheese, shipped in consumer packages (3 lbs. or less).....	02	3302123	5.8	0.2	0.0	1.3	0.1	0.0
Lowfat natural cheese, except cottage cheese, shipped in packages (more than 3 lbs.) or in bulk.....	02	3302124	20.9	-3.3	-9.2	-2.8	8.0	1.7
Processed cheese and related products.....	02	3303	18.5	0.5	-5.8	-0.6	4.2	-1.1
Process cheese and related products.....	02	330312	18.5	0.5	-5.8	-0.6	4.2	-1.1
Process cheese, shipped in consumer packages or containers (3 lbs. or less).....	02	3303121	13.2	1.7	-5.2	0.9	3.9	-2.2
All other process cheese and related products.....	02	3303122	22.8	-0.4	-6.3	-1.7	4.3	-0.3
Process cheese shipped in packages or containers (more than 3 lbs.) or in bulk.....	02	33031221	27.4	-0.4	-2.1	-6.0	-1.9	6.8
Cheese food, spread, and other related products.....	02	33031225	17.8	-0.4	-11.2	3.8	11.7	-7.6
Cheese substitutes and imitations.....	02	3304	36.4	0.0	0.0	12.1	0.0	5.3
Cheese substitutes and imitations.....	02	330401	36.4	0.0	0.0	12.1	0.0	5.3
Raw liquid whey.....	02	3307	4.9	-1.6	-2.2	-0.7	-0.3	-14.9
Raw liquid whey.....	02	330701	4.9	-1.6	-2.2	-0.7	-0.3	-14.9
Ice cream and frozen desserts.....	02	34	13.6	0.6	2.6	0.4	0.8	0.1
Ice cream and frozen desserts.....	02	3402	13.6	0.6	2.6	0.4	0.8	0.1
Ice Cream and frozen desserts.....	02	340201	13.6	0.6	2.6	0.4	0.8	0.1
Ice cream, excl. lowfat and nonfat (incl. custards), shipped in bulk (containers 3 gal or more).....	02	3402011	13.9	0.5	0.2	-0.2	0.0	-0.1
Ice cream, incl. custards (excl. lowfat and nonfat) shipped in sizes less than 3 gallons.....	02	3402012	13.7	0.6	3.5	0.6	1.6	0.3
Ice cream, including custards (excluding lowfat and nonfat), novelty forms.....	02	3402013	18.5	0.6	2.7	0.6	0.5	0.1
Ice cream, including custards, lowfat and nonfat.....	02	3402014	11.2	1.5	2.4	0.0	0.0	0.0
Other frozen desserts (yogurt, sherbet, water ices, mellorine, frozen pudding, gelato, etc.).....	02	3402015	8.0	0.4	1.7	0.3	0.0	0.0
Dry, condensed, and evaporated milk products.....	02	35	3.5	0.0	-0.4	-1.8	-5.0	-1.0
Dry milk products, including feed grade.....	02	3502	-1.3	-0.2	-1.5	-2.2	-7.7	-0.6
Dry milk products, including feed grade.....	02	350201	-1.3	-0.2	-1.5	-2.2	-7.7	-0.6
Liquid milk products.....	02	3503	10.5	0.2	1.7	-1.2	-0.3	-1.9
Consumer-type canned milk products.....	02	350301	9.6	1.1	1.5	0.0	-0.2	-1.4
Bulk liquid milk products, including feed grade.....	02	350303	14.7	-3.5	2.2	-6.0	-1.0	-3.9
Ice cream mixes and related products.....	02	3505	20.1	1.8	1.2	-0.7	0.0	-0.3
Ice cream mixes and related products.....	02	350502	20.1	1.8	1.2	-0.7	0.0	-0.3
Processed fruits and vegetables.....	02	4	18.5	2.2	1.0	2.9	0.7	1.7
Canned fruits and juices.....	02	41	15.5	5.1	-0.3	0.5	0.9	0.8
Canned fruits, excluding baby foods.....	02	4101	18.8	6.6	-0.6	0.3	0.6	0.0
Canned fruits, excluding baby foods.....	02	410105	18.8	6.6	-0.6	0.3	0.6	0.0
Canned and fresh fruit juices, nectars, and concentrates.....	02	4102	13.8	4.3	-0.2	0.5	1.0	1.3
Canned and fresh fruit juices, nectars, and concentrates.....	02	410239	13.8	4.3	-0.2	0.5	1.0	1.3
Frozen fruits, juices and ades.....	02	42	-1.3	-0.3	-0.5	-0.5	-4.2	4.9
Frozen fruits.....	02	4202	-12.5	-0.5	0.4	-0.9	-8.7	-1.9
Frozen fruits.....	02	420209	-12.5	-0.5	0.4	-0.9	-8.7	-1.9
Canned vegetables and juices.....	02	44	24.7	2.7	1.7	2.7	0.5	3.1

See footnotes at end of table.

Table 7. Producer price index percentage changes for commodity and service groupings and individual items, not seasonally adjusted — Continued
 [November 2022]

Title	Commodity code		Unadjusted 12-month percent change ¹	Unadjusted 1-month percent change ¹				
	Group code	Item code		Nov. 2021 to Nov. 2022 ^P	June to July	July to Aug. ^P	Aug. to Sept. ^P	Sept. to Oct. ^P
Canned vegetables and juices.....	02	4401	24.7	2.7	1.7	2.7	0.5	3.1
Canned vegetables.....	02	440102	26.5	8.1	4.0	2.2	0.3	4.2
Canned catsup and other tomato based sauces.....	02	440127	21.9	-0.3	0.6	2.6	1.1	2.2
Frozen vegetables.....	02	45	25.1	0.1	2.0	6.8	1.2	1.8
Frozen potato products (French-fried, patties, puffs, etc.).....	02	4502	31.0	0.1	2.9	11.2	0.9	2.0
Frozen potato products (French-fried, patties, puffs, etc.).....	02	450202	31.0	0.1	2.9	11.2	0.9	2.0
Frozen vegetables, other than potato products.....	02	4505	17.6	0.1	0.8	1.3	1.5	1.5
Frozen vegetables, other than potato products.....	02	450509	17.6	0.1	0.8	1.3	1.5	1.5
Dried and dehydrated food.....	02	48	11.6	0.7	0.8	2.5	2.3	-0.6
Dried and dehydrated food.....	02	4801	11.6	0.7	0.8	2.5	2.3	-0.6
Dried and dehydrated food.....	02	480101	11.6	0.7	0.8	2.5	2.3	-0.6
Soup mixes (including dried/dehydrated/freeze-dried) and bouillon....	02	48010101	-	0.0	-2.9	4.1	6.7	-4.6
Dried and dehydrated fruits and vegetables, including freeze-dried. ...	02	48010102	14.4	1.2	2.9	2.2	1.2	0.8
Sugar and confectionery.....	02	5	9.7	1.4	1.0	1.1	0.5	-0.6
Raw cane sugar and sugar cane mill products and byproducts.....	02	52	14.6	1.2	3.3	0.0	1.5	0.4
Raw cane sugar and sugarcane mill products and byproducts.....	02	5201	14.6	1.2	3.3	0.0	1.5	0.4
Raw cane sugar and sugarcane mill products and byproducts.....	02	520106	14.6	1.2	3.3	0.0	1.5	0.4
Refined sugar products and byproducts.....	02	53	10.1	0.5	0.7	4.5	0.2	-0.2
Refined sugar products and byproducts.....	02	5307	10.1	0.5	0.7	4.5	0.2	-0.2
Refined granulated cane sugar and byproducts.....	02	530701	7.5	0.8	1.1	0.0	0.4	1.3
Beet sugar.....	02	530702	12.6	0.2	0.3	8.8	0.0	-1.5
Confectionery materials.....	02	54	18.3	1.8	2.2	1.1	0.5	-3.4
Confectionery materials.....	02	5401	18.3	1.8	2.2	1.1	0.5	-3.4
Corn sweeteners, made by wet milling.....	02	540107	16.3	1.3	2.0	0.9	-0.6	-5.7
Chocolate coatings, made from cacao beans.....	02	540108	-	3.1	1.2	1.0	4.2	1.1
Other chocolate and cocoa products, made from cacao beans.....	02	540109	21.9	3.3	3.6	1.8	2.4	2.5
Confectionery end products.....	02	55	6.5	1.6	0.5	0.4	0.4	0.3
Candy and nuts.....	02	5503	6.9	1.7	0.6	0.4	0.4	0.3
Chocolate and chocolate-type confectionery products.....	02	550301	10.1	3.3	0.5	-0.2	0.6	1.4
Chocolate/chocolate-type confectionery prods, cacao beans.....	02	5503011	3.7	0.0	0.0	2.1	0.5	0.0
Chocolate/confectionery products, made from purchased chocolate, not retailed.....	02	5503012	11.4	4.1	0.2	-0.6	0.7	1.8
Chocolate/confectionery products, made from purchased chocolate, retailed.....	02	5503013	7.1	0.0	5.0	0.0	0.5	0.0
Nonchocolate-type confectionery products.....	02	550302	12.0	1.0	1.4	1.3	0.6	0.9
Nonchocolate-type confectioneries, made and packaged for shipment.....	02	5503021	12.0	1.1	1.5	1.3	0.6	0.8
Nuts and seeds (salted, roasted, cooked or blanched).....	02	550304	-1.3	0.0	0.0	0.3	0.0	-1.8
Nuts (salted, roasted, cooked, or blanched), sold in bulk.....	02	5503041	-4.7	0.3	-0.4	0.5	-1.4	-1.2
Canned nuts (salted, roasted, cooked, or blanched).....	02	5503042	5.7	1.5	-0.1	-0.6	0.8	0.1
All other packaged nuts, including all types of seeds (salted, roasted, cooked, or blanched).....	02	5503043	-2.8	-1.2	0.6	0.8	0.8	-3.6
Other confectionery-type products.....	02	550305	12.0	2.4	0.0	1.3	0.0	0.0
Beverages and beverage materials.....	02	6	11.5	-0.1	2.7	1.3	0.6	0.6
Alcoholic beverages.....	02	61	7.0	-0.6	0.2	0.2	1.0	1.3
Malt beverages.....	02	6101	6.5	-0.1	0.2	0.0	1.4	0.3
Bottled beer and ale.....	02	610101	6.5	-0.2	0.4	0.2	1.9	0.3
Canned beer and ale.....	02	610103	7.1	0.0	0.1	-0.1	1.2	0.4
Beer and ale in barrels and kegs.....	02	610105	3.3	-0.2	0.3	0.2	0.3	0.0
All other malt beverages and brewing products.....	02	610108	7.3	0.1	-0.2	1.3	2.1	0.2
Distilled and bottled liquor, excluding brandy.....	02	6102	5.2	-2.5	0.1	0.6	-0.2	-0.7
Distilled liquor, excluding brandy.....	02	610202	9.1	-5.4	0.2	1.4	-0.3	-1.4
Distilled whiskey, all other distilled liquor, excluding brandy.....	02	6102022	7.2	-0.1	-0.1	0.0	0.0	0.0
Distillers' dried grains (dark and light) and dried solubles.....	02	6102023	10.5	-8.8	0.5	2.3	-0.6	-2.4
Bottled liquor, excluding brandy.....	02	610204	2.0	0.0	-0.1	0.0	0.0	0.0
Bottled whiskey.....	02	6102041	-1.1	0.0	-1.8	0.0	0.0	0.0
Bottled gin, vodka, rum, cordials, cocktails, and similar compounds....	02	6102042	4.7	0.1	1.4	0.0	0.0	0.0
Wines, brandy, and brandy spirits.....	02	6104	9.4	0.1	0.3	0.1	1.4	4.7
Wines, brandy, and brandy spirits.....	02	610441	9.4	0.1	0.3	0.1	1.4	4.7
Wines, white, red & rose grape, and other fruit, 14 percent or less alcohol.....	02	6104411	4.9	0.1	0.0	0.2	2.0	0.0
Wines, white grape, 14 percent or less alcohol content.....	02	61044111	6.3	0.1	0.2	0.0	4.5	0.0
Wines, red grape, 14 percent or less alcohol content.....	02	61044112	3.9	0.0	-0.3	0.0	0.0	0.0

See footnotes at end of table.

Table 7. Producer price index percentage changes for commodity and service groupings and individual items, not seasonally adjusted — Continued
 [November 2022]

Title	Commodity code		Unadjusted 12-month percent change ¹ Nov. 2021 to Nov. 2022 ^P	Unadjusted 1-month percent change ¹				
	Group code	Item code		June to July	July to Aug. ^P	Aug. to Sept. ^P	Sept. to Oct. ^P	Oct. to Nov. ^P
Wines, rose grape & other fruits & berries, 14 percent or less alcohol.....	02	61044113	-	1.0	0.6	2.0	0.0	-
Wines, dessert, effervescent, and wine coolers.....	02	6104412	2.2	0.0	0.0	0.0	0.0	1.1
Wines, effervescent, including sparkling (carbonated), wine coolers...	02	61044122	2.8	0.0	0.0	0.0	0.0	1.4
Other wines, brandy, and brandy spirits.....	02	6104413	26.7	0.0	1.2	0.0	0.0	21.7
Soft drinks.....	02	62	14.5	1.0	5.4	2.1	0.0	0.1
Soft drinks, non-carbonated and bottled water.....	02	6206	15.3	0.5	7.9	2.5	0.3	0.0
Bottled water, non-carb, processed or pasteurized.....	02	620608	16.3	0.8	1.1	0.9	0.1	0.2
Soft drinks, non-carbonated.....	02	620609	14.9	0.3	11.4	3.2	0.4	-0.1
Soft drinks, non-carbonated, all other types.....	02	6206093	9.0	0.0	0.8	3.8	1.1	0.2
Soft drinks, non-carbonated, fruit drinks, cocktails, ades.....	02	6206094	20.4	0.5	22.2	2.8	-0.1	-0.4
Soft drinks, bottle/can, carbonated, all types.....	02	6210	13.9	1.3	3.5	1.7	-0.3	0.2
Soft drinks, bottle/can, carbonated, all types.....	02	621001	13.9	1.3	3.5	1.7	-0.3	0.2
Packaged beverage materials.....	02	63	19.7	-1.6	1.9	4.0	1.3	0.5
Coffee (whole bean, ground, & instant).....	02	6301	21.5	-1.9	2.1	4.5	1.3	0.5
Coffee, concentrated, including coffee substitutes.....	02	630103	13.3	0.0	0.2	0.0	0.0	0.0
Roasted coffee.....	02	630104	22.1	-2.0	2.3	4.8	1.4	0.5
Tea in consumer packages, exc. canned ice tea.....	02	6303	7.1	0.1	0.0	0.1	1.2	0.4
Tea in consumer packages, exc. canned ice tea.....	02	630313	7.1	0.1	0.0	0.1	1.2	0.4
Other beverage materials.....	02	64	14.3	0.0	5.1	0.0	0.0	0.0
Other beverage materials.....	02	6401	14.3	0.0	5.1	0.0	0.0	0.0
Malt and malt byproducts.....	02	640101	11.1	-0.1	0.2	-0.1	0.0	-0.1
Liquid beverage bases, excluding use by soft drink bottlers.....	02	640109	7.1	0.0	2.2	0.0	0.0	0.0
Fats and oils.....	02	7	14.3	-3.7	-1.2	-0.2	-2.4	3.5
Shortening, cooking oil, and margarine.....	02	78	14.4	-5.0	-0.8	-1.2	-3.4	4.1
Shortening, cooking oil, and margarine.....	02	7801	14.4	-5.0	-0.8	-1.2	-3.4	4.1
Margarine, butter blends, and butter substitutes.....	02	780109	-	-0.3	3.9	-0.5	0.0	-
Shortening and cooking oils.....	02	780115	14.6	-5.4	-1.3	-1.3	-3.7	4.6
Other oilseed processing.....	02	7A	13.8	1.3	-1.5	0.5	1.8	-0.4
Other oilseed processing.....	02	7A01	13.8	1.3	-1.5	0.5	1.8	-0.4
Cotton linters.....	02	7A0104	120.3	1.3	16.2	0.8	4.5	0.1
Cottonseed cake, meal, hulls, and other byproducts.....	02	7A0105	34.4	-1.2	1.8	9.9	8.1	-0.3
Cottonseed cake and meal.....	02	7A01051	45.8	0.6	3.3	14.1	11.5	-0.8
Other crude and refined vegetable oils and other vegetable mill products.....	02	7A0106	6.9	0.3	-1.7	-0.5	0.7	-1.5
Other crude vegetable oils, including linseed, peanut, sunflower, safflower, etc.....	02	7A01061	6.7	-0.7	-1.5	-0.5	1.1	-0.9
Other vegetable oil mill products, including all oil seed cake and meal.....	02	7A01063	6.2	1.3	-0.6	1.5	1.0	-2.7
Corn oil, crude and refined.....	02	7B	15.6	-0.2	-5.6	10.9	-1.7	5.2
Corn oil, made by wet milling.....	02	7B01	15.6	-0.2	-5.6	10.9	-1.7	5.2
Corn oil, made by wet milling.....	02	7B0101	15.6	-0.2	-5.6	10.9	-1.7	5.2
Miscellaneous processed foods.....	02	8	19.8	0.5	0.2	1.3	2.5	1.2
Canned jams, jellies, and preserves.....	02	81	8.5	0.0	0.1	0.0	0.0	0.0
Canned jams, jellies, and preserves.....	02	8101	8.5	0.0	0.1	0.0	0.0	0.0
Canned jams, jellies, and preserves.....	02	810102	8.5	0.0	0.1	0.0	0.0	0.0
Pickles and other pickled products, including horseradish.....	02	82	22.5	3.1	0.1	0.0	0.7	0.6
Pickles and other pickled products.....	02	8201	22.5	3.1	0.1	0.0	0.7	0.6
Pickles and other pickled products, including horseradish.....	02	820106	22.5	3.1	0.1	0.0	0.7	0.6
Specialty canning.....	02	84	24.0	1.0	-0.2	0.7	0.0	0.2
Specialty canning.....	02	8401	24.0	1.0	-0.2	0.7	0.0	0.2
Canned dry beans.....	02	840102	12.9	1.7	1.3	-0.1	0.2	1.2
Canned soups and stews, excluding frozen and seafood.....	02	840104	29.2	-0.2	0.0	1.0	0.0	0.0
Canned baby foods and other canned specialties/nationality foods.....	02	840105	17.7	5.4	-2.9	0.4	0.0	0.0
Frozen specialty food.....	02	85	17.5	1.4	0.3	2.4	-0.2	1.0
Frozen specialty food.....	02	8501	17.5	1.4	0.3	2.4	-0.2	1.0
Frozen cakes, pies, and other pastries.....	02	850109	12.8	2.0	0.1	-0.5	0.8	0.3
Frozen dinners (beef, pork, and poultry pies) and nationality foods, incl. frozen pizza.....	02	850111	15.6	1.6	0.4	3.5	-0.5	1.5
Other frozen specialties, incl. all whipped topping, waffles, soups, etc., excluding seafood.....	02	850113	35.2	0.0	0.0	3.0	0.0	0.2
Prepared sauces, except tomato.....	02	86	12.8	0.5	0.7	3.4	1.5	0.6

See footnotes at end of table.

Table 7. Producer price index percentage changes for commodity and service groupings and individual items, not seasonally adjusted — Continued
 [November 2022]

Title	Commodity code		Unadjusted 12-month percent change ¹	Unadjusted 1-month percent change ¹				
	Group code	Item code		Nov. 2021 to Nov. 2022 ^P	June to July	July to Aug. ^P	Aug. to Sept. ^P	Sept. to Oct. ^P
Prepared sauces, excluding tomato-based sauces and sauces comprised of 20 percent or more meat.....	02	8601	12.8	0.5	0.7	3.4	1.5	0.6
Prepared sauces, excluding tomato-based sauces and sauces comprised of 20 percent or more meat.....	02	860103	12.8	0.5	0.7	3.4	1.5	0.6
Other miscellaneous processed foods.....	02	89	13.7	0.5	0.7	1.9	1.5	1.7
Other miscellaneous processed foods.....	02	8901	13.7	0.5	0.7	1.9	1.5	1.7
Mayonnaise, salad dressings, and sandwich spreads.....	02	890102	13.9	-0.1	0.3	5.5	-0.2	0.1
Dry mix food preparations.....	02	890148	6.3	0.8	0.0	0.4	0.3	0.0
Perishable non-frozen prepared food, including tortillas.....	02	890149	19.2	-0.1	2.4	2.4	7.2	5.5
Perishable prepared foods.....	02	8901492	18.9	0.0	1.0	1.8	8.6	6.1
Flavoring extracts, emulsions, liquid flavors, and food colorings.....	02	890151	0.1	0.0	0.0	0.0	0.0	0.0
Other flavoring agents, except chocolate syrup.....	02	890154	18.3	4.0	1.3	5.8	0.9	0.0
Soft drink flavoring syrup, sold in bulk.....	02	89015411	4.2	0.1	0.0	0.0	0.0	0.0
Other flavoring agents (except chocolate syrups).....	02	89015412	11.8	2.4	0.0	0.0	1.9	0.0
Table salt (evaporated), pepper (white and black), and other spices.....	02	890156	3.9	-0.1	1.1	-0.2	0.2	0.3
Pepper and other spices in commercial sizes (1 lb or more).....	02	8901566	-0.3	0.3	1.4	1.3	-0.5	1.1
Peanut butter.....	02	890158	7.6	-1.3	2.0	-0.5	-0.1	-0.5
Ice.....	02	890161	14.0	0.2	0.1	0.0	7.6	1.1
Dairy product substitutes.....	02	890162	2.4	-0.1	0.3	0.0	0.2	1.9
Liquid dairy product substitutes.....	02	8901622	-6.5	-0.3	0.3	0.0	0.1	0.0
Chips (potato, corn, etc.).....	02	890172	15.9	-0.1	0.0	0.7	1.3	1.6
Potato chips and sticks, plain and flavored.....	02	8901721	16.2	-0.5	0.0	1.3	2.7	1.8
Corn chips and related products.....	02	8901722	18.4	0.0	0.0	0.3	0.9	2.7
Other chips, sticks (hard pretzels, bacon rinds, popcorn (except candied), etc.).....	02	8901723	12.3	0.3	0.0	0.6	0.0	0.0
Vinegar and cider.....	02	890174	7.8	0.0	0.7	-0.5	0.0	0.0
Prepared animal feeds.....	02	9	15.2	0.1	1.0	0.3	-1.7	0.6
Soybean cake, meal, and other byproducts.....	02	92	11.5	1.7	2.9	1.1	-5.2	1.6
Soybean cake, meal, and byproducts.....	02	9201	11.5	1.7	2.9	1.1	-5.2	1.6
Soybean cake, meal, and byproducts.....	02	920112	11.5	1.7	2.9	1.1	-5.2	1.6
Soybean cake and meal.....	02	9201121	7.8	1.6	2.5	-0.9	-3.6	-1.4
Other soybean products, including isolates and concentrates.....	02	9201122	53.5	4.0	8.0	22.8	-19.1	34.0
Formula feeds.....	02	93	15.5	0.1	0.9	0.8	-2.0	-0.3
Formula feeds.....	02	9301	15.5	0.1	0.9	0.8	-2.0	-0.3
Chicken and turkey feed, supplements, concentrates, and premixes.....	02	930102	20.8	1.1	0.5	1.3	-3.2	-0.9
Dairy cattle feed, supplements, concentrates, and premixes.....	02	930110	22.6	1.8	1.8	2.4	-1.1	0.3
Swine feed, supplements, concentrates, and premixes.....	02	930115	-6.8	-5.7	-3.1	-1.7	-2.8	-0.1
Beef cattle feed, supplements, concentrates, and premixes.....	02	930117	16.1	0.1	5.8	-2.3	0.5	0.0
Poultry, exc. chicken and turkey, and livestock, exc. cattle and swine, feed.....	02	930118	12.1	0.2	0.0	1.4	0.2	0.1
Miscellaneous feedstuffs.....	02	94	16.4	-0.4	0.5	-0.2	-0.3	1.0
Pet food.....	02	9402	14.6	0.5	0.9	0.2	0.0	0.8
Dog and cat food.....	02	940202	14.6	0.5	0.9	0.0	0.0	0.9
Dog food.....	02	9402021	15.0	0.6	0.9	0.0	0.0	1.2
Canned dog food.....	02	94020211	22.6	0.0	1.4	0.0	0.0	0.1
Dry and semi moist dog food.....	02	94020214	12.0	0.9	0.7	0.0	0.1	1.8
Cat food.....	02	9402022	13.6	0.1	0.9	0.0	0.0	0.0
Canned cat food.....	02	94020224	18.8	0.0	0.9	0.0	0.0	0.0
Dry and semi moist cat food.....	02	94020225	5.4	0.4	1.0	0.0	0.0	0.1
Pet (excluding dog and cat), laboratory, and fur animal feed.....	02	940203	14.0	0.7	0.9	2.0	0.1	-0.5
Miscellaneous feedstuffs other than pet food.....	02	9403	19.6	-1.8	-0.2	-0.9	-0.8	1.3
Meat meal and meat and bone meal.....	02	940301	71.2	3.7	1.4	-8.7	-11.5	3.3
Wet process corn byproducts.....	02	940317	26.2	-3.9	-2.0	-2.0	1.4	5.3
Other animal feeds, including fertilizer byproducts and feather.....	02	940325	15.9	-3.5	0.2	3.7	-3.2	-3.1
Animal and marine feed and fertilizer byproducts, except meat and bone meal.....	02	9403252	13.6	-7.7	4.6	6.2	-5.9	-6.4
Other prepared animal feeds, including feeding materials and adjuncts.....	02	9403253	17.9	0.1	-3.4	1.4	-0.8	-0.3
Miscellaneous byproducts of slaughtering plants.....	02	940333	8.4	-0.1	0.7	-0.9	2.2	0.6
Textile products and apparel.....	03	-	9.2	0.8	1.0	0.0	-0.4	0.0
Synthetic fibers.....	03	1	6.9	1.7	2.2	1.0	0.1	-0.1
Unprocessed filament yarns.....	03	15	6.9	1.7	2.2	1.0	0.1	-0.1
Noncellulosic and cellulosic organic fibers.....	03	1504	-	1.7	2.2	1.0	0.1	-0.1
Noncellulosic fibers.....	03	150401	6.9	1.7	2.2	1.0	0.1	-0.1

See footnotes at end of table.

Table 7. Producer price index percentage changes for commodity and service groupings and individual items, not seasonally adjusted — Continued
 [November 2022]

Title	Commodity code		Unadjusted 12-month percent change ¹	Unadjusted 1-month percent change ¹				
	Group code	Item code		Nov. 2021 to Nov. 2022 ^P	June to July	July to Aug. ^P	Aug. to Sept. ^P	Sept. to Oct. ^P
Noncellulosic organic fibers.....	03	1504014	8.4	1.2	2.9	1.3	0.1	-0.2
Polyester manufactured fibers.....	03	15040147	24.9	4.0	-0.6	5.0	1.7	-0.7
Other noncellulosic organic fibers, incl. polyamide, polyolefin, and producer-textured.....	03	15040149	3.9	0.3	4.0	0.2	-0.4	0.0
Processed yarns and threads.....	03	2	8.5	1.2	-0.1	-3.0	-3.8	-1.5
Yarns.....	03	26	8.7	1.2	-0.1	-3.0	-3.9	-1.6
Spun cotton yarns.....	03	2601	6.7	1.9	0.0	-3.3	-7.0	-3.5
Spun cotton yarns.....	03	260115	-	1.9	0.0	-3.3	-7.0	-3.5
Spun synthetic yarns.....	03	2603	-1.5	0.3	0.0	-7.8	-8.5	0.0
Spun synthetic yarns.....	03	260304	-1.5	0.3	0.0	-7.8	-8.5	0.0
Textured and twisted yarns.....	03	2604	13.5	0.7	-0.3	-1.2	0.0	-0.6
Textured and twisted yarns.....	03	260405	-	0.7	-0.3	-1.2	0.0	-0.6
Other spun noncellulosic and natural fiber (excluding cotton and wool) yarns.....	03	2607	12.5	1.7	-0.1	-3.0	-2.5	-0.4
Other spun noncellulosic and natural fiber (excluding cotton and wool) yarns.....	03	260701	12.5	1.7	-0.1	-3.0	-2.5	-0.4
Greige fabrics.....	03	3	10.3	1.3	0.9	0.2	-0.4	-1.5
Greige broadwoven fabrics.....	03	37	9.8	1.6	0.0	0.3	-0.1	-0.8
Greige manmade, silk, and other natural fiber (exc cotton/wool) broadwoven fabrics.....	03	3703	8.3	0.7	-0.3	0.0	0.1	-0.4
Greige manmade, silk, and other natural fiber (exc cotton/wool) broadwoven fabrics.....	03	370304	8.3	0.7	-0.3	0.0	0.1	-0.4
Greige knit fabrics.....	03	38	10.5	0.1	2.3	0.1	0.0	-0.3
Weft (circular) knit fabrics, greige goods (excluding hosiery).....	03	3803	4.9	0.0	2.4	0.3	0.0	0.0
Weft (circular) knit fabrics, greige goods (excluding hosiery).....	03	380301	4.9	0.0	2.4	0.3	0.0	0.0
Warp knit fabrics, greige goods (excluding hosiery).....	03	3804	20.0	0.2	2.2	-0.1	0.0	-0.7
Warp knit fabrics, greige goods (excluding hosiery).....	03	380401	20.0	0.2	2.2	-0.1	0.0	-0.7
Tire cord and tire fabric.....	03	39	11.2	1.2	2.1	0.0	-1.2	-3.5
Tire cord and tire fabrics.....	03	3901	11.2	1.2	2.1	0.0	-1.2	-3.5
Tire cord and tire fabrics.....	03	390101	11.2	1.2	2.1	0.0	-1.2	-3.5
Finished fabrics.....	03	4	10.1	0.6	0.7	0.0	-0.2	0.7
Finished broadwoven fabrics.....	03	42	4.9	0.5	0.5	-0.6	-1.4	0.1
Finished cotton broadwoven fabrics.....	03	4201	15.1	1.9	4.2	1.7	-3.3	1.0
Finished cotton broadwoven fabrics.....	03	420104	15.1	1.9	4.2	1.7	-3.3	1.0
Finished manmade, silk, and other natural fiber (exc. cotton and wool) broadwoven fabrics.....	03	4203	1.8	0.1	-0.7	-1.4	-0.7	-0.1
Finished manmade, silk, and other natural fiber (exc. cotton and wool) broadwoven fabrics.....	03	420306	1.8	0.1	-0.7	-1.4	-0.7	-0.1
Finished manmade, silk, & natural fiber (exc cotton/wool) broadwoven, finished in weaving mills.....	03	4203061	7.3	0.3	1.6	0.3	0.0	0.2
Finished manmade fiber, silk and other natural fiber broadwoven fabrics, finishing mill.....	03	4203062	-0.8	0.0	-1.8	-2.2	-1.1	-0.3
Woven and braided narrow fabrics.....	03	44	13.8	2.3	0.4	1.5	1.1	0.0
Woven and braided narrow fabrics.....	03	4402	13.8	2.3	0.4	1.5	1.1	0.0
Woven narrow fabrics (12 inches or less in width).....	03	440204	10.6	2.9	0.6	0.0	0.0	0.0
Braided narrow fabrics (12 inches or less in width).....	03	440205	19.8	1.2	0.0	4.2	3.2	0.0
Nonwoven fabrics and felts.....	03	45	9.9	0.1	0.9	-0.1	-0.5	1.2
Nonwoven fabrics and felts.....	03	4503	9.9	0.1	0.9	-0.1	-0.5	1.2
Nonwoven fabrics.....	03	450321	9.8	0.0	1.0	-0.1	-0.5	1.1
Pressed, punched, or needled felts, excluding hats.....	03	450333	11.8	2.7	-1.2	0.2	0.1	2.3
Coated fabrics, not rubberized.....	03	46	15.8	2.3	-0.1	0.1	0.4	0.2
Coated fabrics, not rubberized.....	03	4601	15.8	2.3	-0.1	0.1	0.4	0.2
Vinyl coated fabrics, including expanded vinyl coated.....	03	460102	8.5	0.0	0.8	0.0	0.8	-0.5
Coated or laminated fabrics and coated yarns, incl. impregnated fabrics.....	03	460103	18.5	3.1	-0.4	0.1	0.3	0.4
Screen printed textile materials, embroideries, and lace goods.....	03	47	10.2	0.2	0.7	0.1	0.1	1.1
Screen printed textile and apparel materials and embroideries.....	03	4701	10.1	0.2	0.7	0.1	0.1	1.1
Embroideries (excluding Schiffli machine products) and embroidery contractors.....	03	470103	5.7	0.1	0.9	0.4	0.0	0.7
Screen printing on garments, apparel accessories, and other fabric articles, excluding labels.....	03	470108	11.3	0.3	0.7	0.0	0.1	1.2
Knit fabrics, finished in knitting mills.....	03	48	17.1	0.8	3.4	0.6	1.9	-0.3
Weft (circular) knit fabrics, knit and finished in the same establishment (excluding hosiery).....	03	4801	19.6	0.3	1.4	0.4	3.8	0.0

See footnotes at end of table.

Table 7. Producer price index percentage changes for commodity and service groupings and individual items, not seasonally adjusted — Continued
 [November 2022]

Title	Commodity code		Unadjusted 12-month percent change ¹	Unadjusted 1-month percent change ¹				
	Group code	Item code		Nov. 2021 to Nov. 2022 ^P	June to July	July to Aug. ^P	Aug. to Sept. ^P	Sept. to Oct. ^P
Weft (circular) knit fabrics, knit and finished in the same establishment (excluding hosiery).....	03	480101	19.6	0.3	1.4	0.4	3.8	0.0
Warp knit goods, knit and finished in the same establishment.....	03	4802	14.8	1.3	5.3	0.7	0.0	-0.6
Warp knit goods, knit and finished in the same establishment.....	03	480201	14.8	1.3	5.3	0.7	0.0	-0.6
Warp knit fabrics, knit and finished in same establishment.....	03	4802011	15.1	0.6	5.5	0.8	0.0	0.0
Apparel & other fabricated textile prods.....	03	8	6.6	0.2	0.8	0.2	0.3	0.5
Apparel.....	03	81	4.9	0.4	0.1	0.4	0.0	0.1
Miscellaneous apparel and accessories.....	03	8104	8.4	0.5	0.3	0.1	0.0	0.1
Men's and boys' fabric, straw, and felt hats, made from purchased materials.....	03	810414	11.7	0.0	0.0	0.0	0.0	0.0
Hat bodies and fabric caps, made from purchased materials.....	03	810416	7.2	0.0	0.0	1.3	0.0	0.0
Gloves and mittens, made from purchased materials.....	03	810424	6.9	1.9	1.0	0.0	0.8	0.0
Leather and sheep-lined apparel, made from purchased materials.....	03	810428	8.1	0.6	0.0	0.0	0.0	1.7
Apparel and accessories, n.e.c.....	03	810441	8.5	0.5	0.4	0.0	-0.1	0.0
All other cut and sew apparel, made from purchased materials.....	03	8104411	5.8	0.0	0.0	0.0	-0.1	0.1
Team sport uniforms, men's and boys', made from purchased fabrics.....	03	81044111	11.0	0.0	0.0	-0.1	-0.7	0.4
Vestments and costumes, made from purchased materials.....	03	81044115	5.1	0.0	0.0	0.0	0.0	0.0
Fabricated apparel accessories.....	03	8104412	14.7	1.5	1.1	0.0	0.0	0.0
All other apparel accessories, made from purchased materials.....	03	81044125	14.8	1.6	1.2	0.0	0.0	0.0
Women's, girls', and infants' cut and sew apparel.....	03	8106	0.6	0.1	0.1	0.1	-0.1	0.0
Women's and girls' knit shirts and blouses, made from purchased fabrics.....	03	810601	0.1	0.0	0.0	0.0	0.0	0.0
Women's and girls' woven shirts and blouses, made from purchased fabrics.....	03	810602	0.4	0.3	0.0	0.0	0.0	0.0
Women's and girls' dresses, made from purchased fabrics.....	03	810611	0.2	0.0	0.0	0.0	0.0	0.0
Women's and girls' skirts, made from purchased fabrics.....	03	810623	0.5	0.0	0.0	0.0	-5.6	0.0
Women's and girls' slacks, jeans, & jean-cut casual slacks (exc sweatpants), mfpm.....	03	810631	0.0	0.0	0.0	0.0	0.0	0.0
Women's and girls' swimwear, made from purchased fabrics.....	03	810632	0.2	0.6	1.2	0.8	0.0	-0.7
Women's and girls' shorts, including tennis skirts, made from purchased fabrics.....	03	810637	4.5	0.0	0.0	0.0	0.0	0.0
Women's and girls' nontailored coats, jackets, vests, and washable service apparel, mfpm.....	03	810639	0.7	0.0	0.0	0.0	0.0	0.0
Women's and girls' underwear, excluding foundation garments, made from purchased fabrics.....	03	810641	4.8	0.0	0.0	0.0	0.0	0.0
Women's and girls' nightwear, excluding robes and dressing gowns, made from purchased fabrics.....	03	810642	1.7	0.0	0.0	0.0	0.0	0.0
Men's and boys' cut and sew apparel.....	03	8107	10.9	0.5	0.0	1.5	0.0	0.4
Men's and boys' work clothing and washable service apparel (excl. work shirts and jeans), mfpm.....	03	810712	5.3	0.0	0.3	1.3	0.0	0.0
Men's and boys' knit dress and sport shirts, made from purchased fabrics.....	03	810721	5.8	0.0	0.0	0.0	0.0	0.0
Men's and boys' woven dress and sport shirts, made from purchased fabrics.....	03	810722	-	0.0	0.0	-	-	-
Men's and boys' suits, coats, and overcoats.....	03	810735	5.3	0.0	0.0	0.0	0.0	0.0
Men's and boys' nontailored coats, jackets, and vests (excl. ski apparel & work jackets).....	03	810741	21.5	2.1	0.0	-0.3	0.0	2.2
Men's and boys' heavyweight nontailored coats, jackets, and vests (excl. ski apparel & work).....	03	8107411	6.0	4.2	0.0	0.4	0.0	0.5
Men's and boys' lightweight nontailored coats, jackets, and vests (excl. ski apparel & work).....	03	8107412	42.2	0.0	0.0	-1.0	0.0	3.9
Men's and boys' shorts (including dress and athletic) and swimwear, made from purchased fabric.....	03	810742	-14.6	0.0	0.0	0.0	-1.0	0.0
Men's and boys' sweaters, sweatpants, jogging suits, beachwear (exc. swimwear), & ski apparel.....	03	810743	7.2	0.0	0.0	0.0	0.0	0.0
Men's and boys' nightwear, robes, and underwear, made from purchased fabrics.....	03	810761	7.8	0.0	0.0	0.0	0.0	0.0
Apparel made in knitting mills.....	03	8108	4.3	1.3	0.0	0.0	0.0	0.0
Knit outerwear, underwear, and nightwear, made in knitting mills.....	03	810808	2.0	0.0	0.0	0.0	0.0	0.0
Hosiery and socks.....	03	810831	5.2	1.8	0.0	0.0	0.0	0.0
Textile house furnishings.....	03	82	2.8	1.0	-0.8	0.3	1.0	0.0
Textile house furnishings.....	03	8203	2.8	1.0	-0.8	0.3	1.0	0.0
Curtains and draperies, made from purchased materials.....	03	820304	10.4	0.0	0.0	0.0	5.1	0.0
Other textiles, including towels and bed textiles.....	03	820312	0.8	1.3	-1.1	0.4	-0.2	0.0
Fabricated textile products, made in weaving mills.....	03	8203121	-7.9	0.3	0.0	0.0	-3.4	0.0
Other household textile products.....	03	8203122	1.2	1.3	-1.1	0.4	0.0	0.0
Bedspreads, made from purchased materials.....	03	82031221	5.5	0.0	0.0	0.0	0.0	0.0
Sheets and pillowcases, made from purchased materials.....	03	82031223	7.0	0.0	0.0	0.0	0.0	0.0
Other household furnishings, made from purchased materials.....	03	82031226	0.1	1.6	-1.4	0.5	0.0	0.0

See footnotes at end of table.

Table 7. Producer price index percentage changes for commodity and service groupings and individual items, not seasonally adjusted — Continued
[November 2022]

Title	Commodity code		Unadjusted 12-month percent change ¹	Unadjusted 1-month percent change ¹				
	Group code	Item code		Nov. 2021 to Nov. 2022 ^P	June to July	July to Aug. ^P	Aug. to Sept. ^P	Sept. to Oct. ^P
Industrial and other fabricated products.....	03	83	10.1	-0.4	2.3	0.0	0.3	1.0
Industrial and other fabricated products.....	03	8303	10.1	-0.4	2.3	0.0	0.3	1.0
Rope, cordage, and twine.....	03	830321	3.0	0.4	-0.3	0.2	-0.8	-0.2
All other textile bags.....	03	830334	—	0.1	0.0	0.0	0.0	—
Canvas and related products.....	03	830345	10.3	0.4	0.1	0.0	0.8	0.0
All other fabricated textile products, excluding trimming and findings....	03	830351	11.9	-1.2	4.7	-0.1	0.2	2.0
All other miscellaneous fabricated textile products.....	03	8303516	12.7	1.9	2.2	0.2	0.3	2.9
Trimming and findings, excluding automobile and apparel.....	03	830361	8.4	0.0	0.9	0.0	0.0	0.0
Miscellaneous textile products/services.....	03	9	29.8	0.3	3.0	2.5	2.1	-0.3
Miscellaneous textile products/services.....	03	94	29.8	0.3	3.0	2.5	2.1	-0.3
Miscellaneous textile products/services.....	03	9401	29.8	0.3	3.0	2.5	2.1	-0.3
Textile and fabric finishing, except broadwoven.....	03	940103	31.4	0.1	3.5	3.7	2.4	-0.3
Hides, skins, leather, and related products.....	04	—	0.2	2.0	0.0	1.3	0.9	-1.4
Hides and skins, incl. cattle.....	04	1	-17.3	2.0	-1.2	0.8	3.8	-5.8
Hides and skins, incl. cattle.....	04	19	-17.3	2.0	-1.2	0.8	3.8	-5.8
Hides, skins, and pelts, made in slaughtering plants.....	04	1901	-17.3	2.0	-1.2	0.8	3.8	-5.8
Hides, skins, and pelts, made in slaughtering plants.....	04	190108	-17.3	2.0	-1.2	0.8	3.8	-5.8
Leather.....	04	2	-0.9	5.4	-1.0	0.1	-0.9	-1.1
Finished and unfinished leather.....	04	27	-0.9	5.4	-1.0	0.1	-0.9	-1.1
Finished and unfinished leather.....	04	2701	-0.9	5.4	-1.0	0.1	-0.9	-1.1
Finished and unfinished leather.....	04	270102	-0.9	5.4	-1.0	0.1	-0.9	-1.1
Footwear.....	04	3	10.9	1.5	1.1	3.6	0.7	0.0
Men's nonathletic footwear.....	04	31	14.2	1.7	1.5	5.4	0.8	0.0
Men's footwear (size 6 and larger), excluding athletic.....	04	3105	14.2	1.7	1.5	5.4	0.8	0.0
Men's footwear (size 6 and larger), excluding athletic.....	04	310501	14.2	1.7	1.5	5.4	0.8	0.0
Women's nonathletic footwear.....	04	32	4.6	1.3	0.4	0.0	0.5	0.1
Women's footwear (size 4 and larger), excluding athletic.....	04	3205	4.6	1.3	0.4	0.0	0.5	0.1
Women's footwear (size 4 and larger), excluding athletic.....	04	320501	4.6	1.3	0.4	0.0	0.5	0.1
Other footwear including slippers.....	04	39	—	—	—	—	—	—
Other footwear, excluding rubber and plastic soled footwear.....	04	3901	—	—	—	—	—	—
Other footwear, excluding rubber and plastic soled footwear.....	04	390104	—	—	—	—	—	—
Other leather and related products.....	04	4	4.7	0.5	0.2	0.0	0.1	0.1
Luggage and small leather goods.....	04	41	2.5	0.0	0.2	0.0	0.1	0.0
Luggage and small leather goods.....	04	4101	2.5	0.0	0.2	0.0	0.1	0.0
Luggage (including suitcases, travel bags, backpacks, and other types).....	04	410112	3.3	0.0	0.2	0.0	0.0	0.0
Women's and children's handbags and purses.....	04	410128	0.1	0.0	0.0	0.0	0.1	0.0
Personal leather goods (excluding women's handbags and purses).....	04	410132	6.2	0.0	0.4	0.0	0.0	0.0
Leather and leather-like goods, n.e.c.....	04	45	7.3	1.2	0.1	0.0	0.2	0.2
Leather and leather-like goods, n.e.c.....	04	4501	7.3	1.2	0.1	0.0	0.2	0.2
All other leather goods.....	04	450101	7.8	1.3	0.2	0.0	0.2	0.2
Boot and shoe cut stock and findings.....	04	4501011	9.4	0.6	1.0	0.0	1.3	0.0
All other miscellaneous leather goods.....	04	4501014	7.5	1.5	0.0	0.0	0.0	0.3
Leather belts, made from purchased materials.....	04	450111	4.0	0.0	0.0	0.0	0.0	0.0
Fuels and related products and power.....	05	—	13.7	-9.4	-2.8	-1.0	-3.4	-4.7
Coal.....	05	1	63.2	4.5	-2.8	1.3	2.2	-1.5
Anthracite.....	05	11	41.1	12.1	2.8	4.8	1.2	0.0
Prepared anthracite shipped.....	05	1101	41.1	12.1	2.8	4.8	1.2	0.0
Prepared anthracite shipped.....	05	110117	41.1	12.1	2.8	4.8	1.2	0.0
Bituminous coal and lignite.....	05	12	63.4	4.5	-2.8	1.3	2.2	-1.5
Unprepared bituminous coal and lignite.....	05	1208	51.2	5.0	0.7	2.4	0.3	0.8
Unprepared bituminous coal and lignite.....	05	12081	51.2	5.0	0.7	2.4	0.3	0.8
Unprepared bituminous coal and lignite from surface mine.....	05	120811	51.2	5.0	0.7	2.4	0.3	0.8
Prepared bituminous coal and lignite.....	05	1209	65.4	4.4	-3.3	1.1	2.5	-1.8
Prepared bituminous coal & lignite, washed by wet-washing, pneumatic, or other.....	05	12091	90.8	1.7	-2.9	0.7	3.9	0.5
Prepared bituminous coal & lignite surface mine, wet-washing, pneumatic, or other.....	05	120911	—	0.0	0.0	0.0	0.0	—
Prepared bituminous coal & lignite underground mine, wet-washing, pneumatic, or other.....	05	120912	132.8	2.1	-3.6	0.8	4.9	0.6

See footnotes at end of table.

Table 7. Producer price index percentage changes for commodity and service groupings and individual items, not seasonally adjusted — Continued
 [November 2022]

Title	Commodity code		Unadjusted 12-month percent change ¹	Unadjusted 1-month percent change ¹				
	Group code	Item code		Nov. 2021 to Nov. 2022 ^P	June to July	July to Aug. ^P	Aug. to Sept. ^P	Sept. to Oct. ^P
Prepared bituminous coal & lignite, mechanically crushed/screened/sized only.....	05	12092	32.4	9.3	-4.1	1.9	0.0	-5.9
Prepared bituminous coal & lignite surface mine, mechanically crushed/screened/sized only.....	05	120921	10.1	0.2	-0.4	3.2	2.4	-0.6
Prepared bituminous coal underground mine, mechanically crushed/screened/sized only.....	05	120922	106.5	23.7	-8.8	0.0	-3.4	-14.1
Gas fuels.....	05	3	-25.8	-15.5	24.2	-9.0	-34.8	-13.5
Natural gas.....	05	31	-26.0	-16.2	29.3	-8.3	-37.1	-15.8
Natural gas.....	05	3101	-26.0	-16.2	29.3	-8.3	-37.1	-15.8
Natural gas.....	05	310105	-26.0	-16.2	29.3	-8.3	-37.1	-15.8
Natural gas from the wellhead.....	05	3101051	-27.3	-16.2	30.1	-8.8	-37.3	-17.1
Natural gas from processing facilities.....	05	3101052	-17.0	-16.4	23.4	-4.4	-35.7	-6.8
Liquefied petroleum gas.....	05	32	-24.6	-11.3	-4.2	-14.6	-16.5	0.1
Liquefied petroleum gas.....	05	3201	-24.6	-11.3	-4.2	-14.6	-16.5	0.1
Isopentane and natural gasoline.....	05	320102	-15.4	-11.7	-9.6	-9.3	3.4	-4.7
Propane.....	05	320104	-38.5	-6.2	-5.6	-11.1	-18.6	2.9
Butane.....	05	320105	-39.8	-12.0	-7.4	-11.9	-13.7	2.8
Plant condensate, ethane, gas mixtures, and other natural gas liquids...	05	320108	-14.9	-12.8	-1.9	-17.3	-20.7	-0.1
Electric power.....	05	4	11.0	2.2	1.7	0.0	-3.5	-3.1
Residential electric power.....	05	41	12.4	1.1	1.7	-0.4	-1.4	-1.4
Residential electric power.....	05	4121	12.4	1.1	1.7	-0.4	-1.4	-1.4
Residential electric power.....	05	412101	12.4	1.1	1.7	-0.4	-1.4	-1.4
Residential electric power, New England.....	05	4121011	22.1	4.1	0.0	0.0	7.9	0.0
Residential electric power, Middle Atlantic.....	05	4121012	17.9	-2.7	5.4	1.8	1.9	-3.7
Residential electric power, East North Central.....	05	4121013	2.6	0.0	0.9	0.5	-7.7	0.3
Residential electric power, West North Central.....	05	4121014	7.4	1.2	1.5	0.3	-5.8	-5.5
Residential electric power, South Atlantic.....	05	4121015	10.4	1.7	0.1	0.8	-2.0	-1.2
Residential electric power, East South Central.....	05	4121016	7.8	6.3	5.2	-7.6	-2.0	-1.4
Residential electric power, West South Central.....	05	4121017	22.7	2.0	2.8	-1.6	-2.3	-1.0
Residential electric power, Mountain.....	05	4121018	4.5	1.4	0.0	-1.4	0.5	-3.2
Residential electric power, Pacific.....	05	4121019	14.7	0.0	0.0	0.0	0.9	0.0
Commercial electric power.....	05	42	10.4	2.3	2.0	0.0	-5.1	-4.4
Commercial electric power.....	05	4221	10.4	2.3	2.0	0.0	-5.1	-4.4
Commercial electric power.....	05	422101	10.4	2.3	2.0	0.0	-5.1	-4.4
Commercial electric power, New England.....	05	4221011	19.6	4.3	0.0	0.0	1.2	0.0
Commercial electric power, Middle Atlantic.....	05	4221012	17.8	3.8	7.4	-0.7	-6.9	-7.0
Commercial electric power, East North Central.....	05	4221013	1.0	0.7	0.2	0.3	-8.2	-0.6
Commercial electric power, West North Central.....	05	4221014	8.8	2.7	2.6	0.4	-2.6	-5.2
Commercial electric power, South Atlantic.....	05	4221015	10.2	1.7	0.2	1.1	-0.5	-0.1
Commercial electric power, East South Central.....	05	4221016	9.0	7.4	7.2	-3.5	-6.4	-2.3
Commercial electric power, West South Central.....	05	4221017	18.0	2.2	0.2	2.1	-3.1	-7.1
Commercial electric power, Mountain.....	05	4221018	8.5	4.1	0.0	-2.3	0.5	-2.5
Commercial electric power, Pacific.....	05	4221019	4.7	0.0	0.0	0.1	-10.4	-9.0
Industrial electric power.....	05	43	8.6	4.5	1.3	1.1	-5.2	-4.5
Industrial electric power.....	05	4321	8.6	4.5	1.3	1.1	-5.2	-4.5
Industrial electric power.....	05	432101	8.6	4.5	1.3	1.1	-5.2	-4.5
Industrial electric power, New England.....	05	4321011	55.9	18.5	-1.1	-0.3	6.6	16.3
Industrial electric power, Middle Atlantic.....	05	4321012	17.3	8.2	-0.5	2.8	-1.2	-4.6
Industrial electric power, East North Central.....	05	4321013	-14.2	1.0	-0.2	0.2	-13.7	0.4
Industrial electric power, West North Central.....	05	4321014	7.8	7.0	3.6	-4.9	-5.8	-6.3
Industrial electric power, South Atlantic.....	05	4321015	8.7	2.3	0.3	1.0	0.7	-0.3
Industrial electric power, East South Central.....	05	4321016	10.7	7.7	3.3	2.0	-11.1	-1.9
Industrial electric power, West South Central.....	05	4321017	23.6	1.4	2.2	3.1	-1.1	1.9
Industrial electric power, Mountain.....	05	4321018	1.3	7.6	5.1	4.8	-0.1	-28.0
Industrial electric power, Pacific.....	05	4321019	9.5	0.1	0.0	0.1	-8.0	-11.0
Transportation electric power.....	05	46	2.5	1.8	-0.1	0.7	-4.0	-0.5
Transportation electric power.....	05	4621	2.5	1.8	-0.1	0.7	-4.0	-0.5
Transportation electric power.....	05	462111	2.5	1.8	-0.1	0.7	-4.0	-0.5
Utility natural gas.....	05	5	-2.4	-10.1	4.3	2.3	-3.8	-4.9
Residential natural gas.....	05	51	14.5	-2.4	2.3	2.7	-1.7	-1.6
Residential natural gas.....	05	5121	14.5	-2.4	2.3	2.7	-1.7	-1.6
Residential natural gas.....	05	512101	14.5	-2.4	2.3	2.7	-1.7	-1.6
Residential natural gas, New England.....	05	5121011	20.8	0.0	-7.1	12.8	1.9	9.0

See footnotes at end of table.

Table 7. Producer price index percentage changes for commodity and service groupings and individual items, not seasonally adjusted — Continued
 [November 2022]

Title	Commodity code		Unadjusted 12-month percent change ¹	Unadjusted 1-month percent change ¹				
	Group code	Item code		Nov. 2021 to Nov. 2022 ^P	June to July	July to Aug. ^P	Aug. to Sept. ^P	Sept. to Oct. ^P
Residential natural gas, Middle Atlantic.....	05	5121012	12.0	-0.8	1.5	0.0	2.7	-0.1
Residential natural gas, East North Central.....	05	5121013	16.4	-3.0	3.5	0.4	-2.1	-2.3
Residential natural gas, West North Central.....	05	5121014	7.4	-10.5	5.7	8.0	-9.2	-5.2
Residential natural gas, South Atlantic.....	05	5121015	10.9	0.3	-1.2	7.6	-1.1	-6.6
Residential natural gas, East South Central.....	05	5121016	0.4	5.9	-16.5	8.1	2.3	-9.0
Residential natural gas, West South Central.....	05	5121017	16.0	-1.9	10.6	0.9	-3.1	-4.0
Residential natural gas, Mountain.....	05	5121018	32.3	1.9	2.6	0.2	3.3	-0.2
Residential natural gas, Pacific.....	05	5121019	11.6	-5.9	4.7	1.8	-6.6	1.1
Commercial natural gas.....	05	52	16.8	-3.3	4.8	2.8	-3.6	-2.0
Commercial natural gas.....	05	5221	16.8	-3.3	4.8	2.8	-3.6	-2.0
Commercial natural gas.....	05	522101	16.8	-3.3	4.8	2.8	-3.6	-2.0
Commercial natural gas, New England.....	05	5221011	26.5	0.2	-10.6	17.0	2.1	9.7
Commercial natural gas, Middle Atlantic.....	05	5221012	11.2	-0.6	4.8	0.8	-5.3	-0.5
Commercial natural gas, East North Central.....	05	5221013	24.4	-1.7	6.4	1.1	-1.8	0.2
Commercial natural gas, West North Central.....	05	5221014	6.5	-11.4	10.1	5.0	-12.4	-5.8
Commercial natural gas, South Atlantic.....	05	5221015	5.4	-2.1	-0.3	6.4	-1.1	-12.7
Commercial natural gas, East South Central.....	05	5221016	11.3	3.3	-4.5	6.3	-3.7	-11.2
Commercial natural gas, West South Central.....	05	5221017	11.5	-4.1	13.0	-3.5	-0.5	-7.2
Commercial natural gas, Mountain.....	05	5221018	44.3	2.3	4.0	0.0	4.9	-0.2
Commercial natural gas, Pacific.....	05	5221019	16.8	-10.0	7.2	4.3	-10.3	5.8
Industrial natural gas.....	05	53	15.9	-10.8	10.7	3.5	-4.7	-2.9
Industrial natural gas.....	05	5321	15.9	-10.8	10.7	3.5	-4.7	-2.9
Industrial natural gas.....	05	532101	15.9	-10.8	10.7	3.5	-4.7	-2.9
Industrial natural gas, New England.....	05	5321011	30.0	0.3	-13.4	21.6	3.0	9.0
Industrial natural gas, Middle Atlantic.....	05	5321012	25.7	-6.6	7.2	0.7	17.8	-1.2
Industrial natural gas, East North Central.....	05	5321013	9.2	-11.8	17.8	0.8	-9.5	-1.9
Industrial natural gas, West North Central.....	05	5321014	17.4	-11.5	5.1	8.4	-4.5	-4.8
Industrial natural gas, South Atlantic.....	05	5321015	9.8	-4.1	0.2	9.4	-3.6	-5.9
Industrial natural gas, East South Central.....	05	5321016	17.1	15.5	-6.4	4.4	1.8	-9.6
Industrial natural gas, West South Central.....	05	5321017	14.7	-18.9	19.2	1.8	-8.1	-7.6
Industrial natural gas, Mountain.....	05	5321018	17.6	0.3	5.2	0.2	0.8	0.0
Industrial natural gas, Pacific.....	05	5321019	24.7	-7.8	5.7	5.3	-6.5	12.0
Natural gas to electric power.....	05	54	-23.5	-19.4	5.6	1.5	-6.0	-10.0
Natural gas to electric power.....	05	5421	-23.5	-19.4	5.6	1.5	-6.0	-10.0
Natural gas to electric power.....	05	542101	-23.5	-19.4	5.6	1.5	-6.0	-10.0
Crude petroleum (domestic production).....	05	6	8.5	-15.6	-6.0	-6.5	2.3	-2.3
Crude petroleum (domestic production).....	05	61	8.5	-15.6	-6.0	-6.5	2.3	-2.3
Crude petroleum (domestic production).....	05	6101	8.5	-15.6	-6.0	-6.5	2.3	-2.3
Crude petroleum (domestic production).....	05	610102	8.5	-15.6	-6.0	-6.5	2.3	-2.3
Petroleum products, refined.....	05	7	30.1	-12.9	-12.8	1.8	5.4	-4.7
Gasoline.....	05	71	6.8	-15.4	-15.7	-4.9	4.2	-7.7
Unleaded premium gasoline.....	05	7103	15.6	-11.3	-17.4	-3.1	1.9	-4.0
Unleaded premium gasoline.....	05	710304	15.6	-11.3	-17.4	-3.1	1.9	-4.0
Unleaded regular gasoline.....	05	7104	5.2	-16.3	-15.4	-5.6	4.8	-8.4
Unleaded regular gasoline.....	05	710404	5.2	-16.3	-15.4	-5.6	4.8	-8.4
Unleaded mid-premium gasoline.....	05	7105	9.0	-14.0	-19.6	-2.0	3.6	-7.6
Unleaded mid-premium gasoline.....	05	710504	9.0	-14.0	-19.6	-2.0	3.6	-7.6
Kerosene and jet fuels.....	05	72	49.3	-6.5	-10.9	2.2	-1.0	0.1
Kerosene.....	05	7202	56.5	-14.3	-7.3	8.6	0.9	-2.0
Kerosene.....	05	720201	56.5	-14.3	-7.3	8.6	0.9	-2.0
Jet fuel.....	05	7203	48.9	-6.1	-11.1	1.9	-1.1	0.2
Jet fuel.....	05	720301	48.9	-6.1	-11.1	1.9	-1.1	0.2
Light fuel oils.....	05	73	58.7	-14.6	-12.1	9.7	10.5	-3.8
Home heating oil and distillates.....	05	7302	45.5	-15.0	-6.2	0.8	12.7	-10.6
Home heating oil and distillates.....	05	730201	45.5	-15.0	-6.2	0.8	12.7	-10.6
No. 2 diesel fuel.....	05	7303	59.6	-14.6	-12.5	10.3	10.4	-3.4
No. 2 diesel fuel.....	05	730302	59.6	-14.6	-12.5	10.3	10.4	-3.4
Residual fuels (heavy fuel oils, incl. #5, #6, & other residual fuels).....	05	74	-11.0	-4.2	-16.7	-2.1	-17.9	-0.7
Residual fuels (heavy fuel oils, incl. #5, #6, & other residual fuels).....	05	7407	-11.0	-4.2	-16.7	-2.1	-17.9	-0.7
Residual fuels (heavy fuel oils, incl. #5, #6, & other residual fuels).....	05	740703	-11.0	-4.2	-16.7	-2.1	-17.9	-0.7
Finished lubricants.....	05	76	23.1	3.1	0.8	2.7	1.3	0.3
Lubricating and similar oils.....	05	7604	24.5	3.1	0.9	3.0	1.4	0.3

See footnotes at end of table.

Table 7. Producer price index percentage changes for commodity and service groupings and individual items, not seasonally adjusted — Continued
 [November 2022]

Title	Commodity code		Unadjusted 12-month percent change ¹	Unadjusted 1-month percent change ¹				
	Group code	Item code		Nov. 2021 to Nov. 2022 ^P	June to July	July to Aug. ^P	Aug. to Sept. ^P	Sept. to Oct. ^P
Lubricating and similar oils not from petroleum refineries.....	05	760401	24.5	3.1	0.9	3.0	1.4	0.3
Lubricating oil base stocks.....	05	78	33.5	2.9	-0.7	-5.4	-2.8	-1.8
Lubricating oil base stocks.....	05	7801	33.5	2.9	-0.7	-5.4	-2.8	-1.8
Lubricating oil base stocks.....	05	780121	33.5	2.9	-0.7	-5.4	-2.8	-1.8
Asphalt and other petroleum and coal products, n.e.c.....	05	8	18.7	-5.7	-1.8	-6.1	-6.2	-2.1
Asphalt and other petroleum and coal products, n.e.c.....	05	81	18.7	-5.7	-1.8	-6.1	-6.2	-2.1
Asphalt.....	05	8102	3.9	3.2	-5.0	-11.2	-17.1	-7.3
Asphalt.....	05	810212	3.9	3.2	-5.0	-11.2	-17.1	-7.3
Other petroleum and coal products, including coke oven products, n.e.c.....	05	8103	29.3	-12.6	1.2	-1.7	2.3	1.1
Other petroleum and coal products, including coke oven products, n.e.c.....	05	810319	29.3	-12.6	1.2	-1.7	2.3	1.1
Other petroleum and coal products, made in coke oven establishments.....	05	8103191	36.6	1.7	0.0	0.6	-0.5	-1.1
Chemicals and allied products.....	06	—	4.0	-0.3	-2.0	-0.6	-0.4	-0.5
Industrial chemicals.....	06	1	1.3	0.1	-5.7	-1.5	-0.8	-1.1
Basic inorganic chemicals.....	06	13	31.0	4.4	0.2	1.0	1.8	1.4
Inorganic chemicals, other than alkalis and chlorine.....	06	1302	17.5	2.2	-0.5	0.6	0.3	1.1
Aluminum compounds.....	06	130209	6.0	0.0	0.7	0.0	0.0	0.0
Inorganic acids, inc. hydrochloric, sulfuric acid and other.....	06	13020T	44.9	-3.5	-8.7	1.4	0.6	0.9
Sulfuric acid.....	06	13020T1	48.0	-4.8	-11.3	0.3	-1.0	0.0
Lime.....	06	130213	28.5	11.2	0.0	0.0	1.9	0.5
Potassium & sodium compounds, ex. bleaches.....	06	130217	32.2	2.7	4.3	1.2	4.1	3.0
Rock salt.....	06	130271	-1.5	0.0	3.9	0.0	0.0	0.1
Other inorganic chemicals, nec.....	06	130283	7.5	2.6	0.7	0.1	-1.0	1.1
All other inorganic chemicals.....	06	1302833	10.4	-0.4	1.1	0.2	-0.2	0.7
Alkalis and chlorine, including natural sodium carbonate and sulfate.....	06	1303	62.6	8.6	1.4	1.9	4.4	1.8
Chlorine, sodium hydroxide, and other alkalis.....	06	130302	70.8	9.6	1.7	2.2	4.8	2.1
Sodium hydroxide (caustic soda).....	06	1303024	61.9	8.9	0.8	0.8	3.4	2.5
Other alkalis.....	06	1303028	57.5	8.2	3.4	4.7	2.8	1.2
Basic organic chemicals.....	06	14	-2.9	-0.6	-6.6	-2.0	-1.3	-1.5
Primary basic organic chemicals.....	06	1401	-21.0	-0.9	-14.6	-3.7	-6.5	-6.2
Aromatics.....	06	140197	11.4	10.3	-29.5	-10.3	1.8	0.3
Liquid refinery gases.....	06	140198	-30.8	-6.1	-6.6	-1.0	-9.7	-9.0
Cyclic intermediate chemicals and dyes.....	06	1402	6.8	1.7	-0.7	-1.5	0.2	0.0
Cyclic intermediate chemicals.....	06	140281	6.3	2.0	-0.7	-1.6	0.1	0.1
Synthetic organic dyes.....	06	140282	14.5	-2.8	-0.6	0.1	0.8	-1.2
Other basic organics.....	06	1403	8.9	-0.5	-1.6	-1.0	1.6	0.9
Ethanol (ethyl alcohol).....	06	140341	-9.1	-5.4	-3.9	-0.3	-2.5	4.2
Other basic organics, n.e.c.....	06	140399	15.7	1.1	-0.9	-1.2	2.9	-0.1
Fatty acids.....	06	1403991	18.6	4.1	-4.0	-4.0	-5.8	1.3
Bulk pesticides and other bulk synthetic organic agricultural chemicals, excluding preparation.....	06	1403992	7.7	0.0	0.0	0.2	0.0	0.0
Industrial organic flavor oil mixtures and blends.....	06	1403993	13.1	1.9	0.3	0.0	0.0	0.0
Natural organic chemicals.....	06	1403995	36.8	2.8	1.8	-4.9	9.7	-1.4
Synthetic organic chemicals for use as flavor and perfume materials.....	06	1403997	—	0.0	1.8	0.0	0.0	—
Synthetic organic plasticizers.....	06	1403999	19.3	4.1	-1.1	-5.9	-4.2	-1.1
Other synthetic organic chemicals.....	06	140399A	11.1	2.7	-0.9	1.0	1.9	-3.0
Miscellaneous end use chemicals and chemical products, excluding urea.....	06	140399B	14.3	0.5	1.7	-0.4	2.4	-0.8
Miscellaneous cyclic and acyclic chemicals and chemical products, excluding fatty acid esters.....	06	140399C	23.0	0.1	-4.5	-3.5	8.2	2.8
Paints and allied products.....	06	2	20.9	1.7	0.9	1.1	0.1	1.1
Prepared paint.....	06	21	21.5	1.8	0.3	0.8	0.5	0.1
Architectural coatings.....	06	2101	26.3	0.7	0.1	0.8	1.1	0.0
Architectural coatings.....	06	210104	26.3	0.7	0.1	0.8	1.1	0.0
Exterior architectural coatings.....	06	2101041	32.2	1.0	0.3	1.6	1.3	0.0
Interior architectural coatings.....	06	2101042	23.0	0.6	0.0	0.3	1.0	0.0
OEM finishes excluding marine coatings.....	06	2102	17.7	5.6	-0.2	1.0	0.7	0.2
OEM finishes excluding marine coatings.....	06	210201	17.7	5.6	-0.2	1.0	0.7	0.2
Transportation finishes, except powdered and high-solids coatings.....	06	2102011	8.0	0.7	-0.9	0.8	3.3	0.0
All other product finishes for original equipment manufacturers (OEM), excluding marine coating.....	06	2102012	21.7	7.5	0.0	1.0	-0.2	0.3
Special purpose coatings, incl. marine, industrial & construction coatings.....	06	2103	17.4	-0.4	1.3	0.5	-0.7	0.2

See footnotes at end of table.

Table 7. Producer price index percentage changes for commodity and service groupings and individual items, not seasonally adjusted — Continued
 [November 2022]

Title	Commodity code		Unadjusted 12-month percent change ¹	Unadjusted 1-month percent change ¹				
	Group code	Item code		Nov. 2021 to Nov. 2022 ^P	June to July	July to Aug. ^P	Aug. to Sept. ^P	Sept. to Oct. ^P
Special purpose coatings, incl. marine, industrial & construction coatings.....	06	210301	17.4	-0.4	1.3	0.5	-0.7	0.2
Paint materials.....	06	22	20.8	1.9	3.1	2.0	-1.1	4.6
Paint colors.....	06	2202	22.5	2.1	3.5	1.8	-1.3	5.1
All other inorganic pigments, including TiO2, chrome colors, and other white opaque pigments.....	06	22020N	25.8	2.8	4.3	1.8	-1.6	6.4
Synthetic organic pigments.....	06	220298	10.2	-0.4	0.5	2.1	0.0	0.0
Kaolin and ball clay.....	06	2204	7.6	0.0	0.0	3.9	0.0	0.0
Kaolin and ball clay.....	06	220407	7.6	0.0	0.0	3.9	0.0	0.0
Allied and miscellaneous paint products.....	06	23	12.0	-0.8	0.2	1.6	-0.8	0.0
Allied and miscellaneous paint products.....	06	2301	12.0	-0.8	0.2	1.6	-0.8	0.0
Allied and miscellaneous paint products.....	06	230104	12.0	-0.8	0.2	1.6	-0.8	0.0
Drugs and pharmaceuticals.....	06	3	2.8	0.3	0.0	0.0	0.0	0.0
Medicinal and botanical chemicals, drugs, and other products.....	06	31	2.1	0.0	0.1	0.3	-0.1	0.5
Medicinal and botanical chemicals, drugs, and other products.....	06	3102	2.1	0.0	0.1	0.3	-0.1	0.5
Synthetic organic medicinal chemicals, medicinal & botanical drugs, & other products.....	06	310203	2.1	0.0	0.1	0.3	-0.1	0.5
Biological products, including diagnostics.....	06	37	5.0	0.2	0.1	-0.1	0.0	0.1
Biological products, excluding diagnostic, for veterinary, industrial, and all other misc. uses.....	06	3717	0.8	-0.3	1.4	0.1	0.0	0.0
Diagnostics.....	06	3718	9.1	0.4	-0.1	-0.4	0.0	0.2
In-vitro diagnostic substances.....	06	371801	9.8	0.0	0.1	-0.5	0.2	0.0
Biological products, excluding diagnostic, for human use.....	06	3719	3.1	0.1	0.0	0.0	0.0	0.0
Pharmaceutical preparations.....	06	38	2.2	0.4	0.0	0.0	0.1	0.0
Pharmaceuticals affecting neoplasms, the endocrine system, & metabolic diseases.....	06	3801	1.7	0.1	0.0	0.0	0.0	0.0
Cancer therapy products.....	06	380102	4.6	1.3	0.0	0.0	0.0	0.0
Insulin/antidiabetes products.....	06	380103	2.8	0.3	0.0	0.0	0.0	0.0
Other neoplasms, endocrine system, and metabolic diseases.....	06	380104	1.2	0.0	0.0	0.0	0.0	0.0
Hormones and oral contraceptives.....	06	380105	1.1	0.1	0.4	0.0	0.0	0.0
Pharmaceuticals acting on the central nervous system and the sense organs.....	06	3802	4.0	0.8	0.0	0.0	0.0	0.0
Analgesics.....	06	380202	5.2	0.0	0.0	0.0	0.0	0.0
Analgesics, over-the-counter.....	06	380202OC	0.5	0.0	0.4	0.0	0.0	0.0
Analgesics, prescription.....	06	380202RX	5.4	0.0	0.0	0.0	0.0	0.0
Psychotherapeutics.....	06	380203	2.6	0.0	0.0	0.0	0.0	0.0
Antidepressants.....	06	3802031	2.7	0.0	0.0	0.0	0.0	0.0
Other psychotherapeutics, including tranquilizers.....	06	3802032	2.6	0.0	0.0	0.0	0.0	0.0
Anticonvulsants.....	06	380204	3.1	0.0	0.0	0.0	0.0	0.0
Other central nervous system and sense organs.....	06	380205	3.3	1.9	0.0	0.0	0.0	0.0
Pharmaceuticals acting on the cardiovascular system.....	06	3803	0.7	0.0	0.0	0.0	0.0	0.0
Other cardiovascular preparations.....	06	380305	-0.2	0.0	0.0	0.0	0.0	0.0
Pharmaceuticals acting on the respiratory system.....	06	3804	1.3	0.0	0.0	0.0	0.2	0.0
Antihistamines and bronchodilators, including antiasthmatics.....	06	380402	3.6	0.0	0.0	0.0	0.0	0.0
Other respiratory preparations.....	06	380403	0.5	0.0	0.0	0.0	0.2	0.0
Other respiratory preparations, over-the-counter.....	06	380403OC	3.9	0.0	0.0	0.0	1.7	0.0
Other respiratory preparations, prescription.....	06	380403RX	0.0	0.0	0.0	0.0	0.0	0.0
Pharmaceuticals acting on the digestive or the genito-urinary systems.....	06	3805	-0.4	0.0	0.0	0.0	0.0	0.0
Other digestive or genito-urinary preparations.....	06	380503	-0.4	0.0	0.0	0.0	0.0	0.0
Other digestive or genito-urinary preparations, prescription.....	06	380503RX	-0.4	0.0	0.0	0.0	0.0	0.0
Pharmaceuticals acting on the skin.....	06	3806	0.3	0.0	0.0	0.0	0.0	0.0
Other pharmaceutical preparations acting on the skin.....	06	380603	0.4	0.0	0.0	0.0	0.0	0.0
Anti-acne preparations.....	06	380604	0.0	0.0	0.0	0.0	0.0	0.0
Vitamin, nutrient, and hematonic preparations.....	06	3807	5.1	1.9	0.3	0.1	0.8	0.0
Multivitamins.....	06	380702	8.8	4.4	0.0	0.0	0.5	0.0
Other vitamins and nutrients.....	06	380703	2.4	0.1	0.5	0.1	0.9	0.0
Pharmaceuticals affecting parasitic and infective diseases.....	06	3808	1.7	0.0	0.0	0.0	0.0	0.1
Broad and medium spectrum antibiotics.....	06	380802	1.1	0.0	0.0	0.0	0.0	0.6
Systemic antivirals.....	06	380803	3.5	0.0	0.0	0.0	0.0	0.0
Other parasitic and infective diseases.....	06	380804	1.4	0.0	0.0	0.0	0.0	0.0
Fats and oils, inedible.....	06	4	13.6	-7.7	0.9	-1.1	-1.0	6.2
Fats and oils, inedible.....	06	41	13.6	-7.7	0.9	-1.1	-1.0	6.2
Fats and oils, inedible.....	06	4101	13.6	-7.7	0.9	-1.1	-1.0	6.2
Soybean oil, processed for inedible purposes.....	06	410131	10.9	-8.8	1.0	-1.9	-1.8	7.7

See footnotes at end of table.

Table 7. Producer price index percentage changes for commodity and service groupings and individual items, not seasonally adjusted — Continued
 [November 2022]

Title	Commodity code		Unadjusted 12-month percent change ¹	Unadjusted 1-month percent change ¹				
	Group code	Item code		Nov. 2021 to Nov. 2022 ^P	June to July	July to Aug. ^P	Aug. to Sept. ^P	Sept. to Oct. ^P
Crude soybean oil, degummed, made from soybeans crushed in the same establishment.....	06	4101311	4.8	-1.1	0.0	-2.2	0.7	2.6
Soybean oil, all other types.....	06	4101312	13.6	-11.8	1.4	-1.7	-2.8	10.0
Lard, inedible tallow, and grease, except wool grease.....	06	410132	23.5	-3.8	0.4	1.6	1.4	1.2
Agricultural chemicals and chemical products.....	06	5	21.5	-4.3	0.9	0.0	2.0	0.1
Mixed fertilizers.....	06	51	20.7	-0.8	7.9	-0.2	0.4	-0.1
Mixed fertilizers.....	06	5105	20.7	-0.8	7.9	-0.2	0.4	-0.1
Mixed fertilizers.....	06	510501	20.7	-0.8	7.9	-0.2	0.4	-0.1
Mixed fertilizers, made in plants which manufacture fertilizer materials.....	06	5105011	29.6	-0.8	11.9	0.0	0.0	0.0
Mixed fertilizers, dry, mixing only.....	06	5105012	18.8	-0.4	8.3	-0.4	-0.3	0.4
Mixed fertilizers, liquid, mixing only.....	06	5105013	4.6	-2.2	-5.4	-0.2	5.3	-2.4
Fertilizer materials.....	06	52	12.2	-8.6	-0.8	-0.5	2.5	0.5
Nitrogenates.....	06	5201	24.3	-11.3	-1.7	-1.2	5.3	1.0
Fertilizer materials of organic origin.....	06	520137	5.5	0.0	0.0	0.0	0.0	0.0
Synthetic ammonia, nitric acid, ammonium compounds, and urea.....	06	52013A	25.2	-11.7	-1.8	-1.2	5.5	1.1
Phosphates.....	06	5202	2.4	-6.0	0.0	0.2	-0.1	-0.1
Phosphoric acid, 52-54 percent APA, superphosphates and other phosphate fertilizer materials.....	06	52026A	2.4	-6.0	0.0	0.2	-0.1	-0.1
Other agricultural chemicals.....	06	53	36.9	0.7	0.3	0.8	1.9	-0.2
Other agricultural chemicals.....	06	5301	36.9	0.7	0.3	0.8	1.9	-0.2
Lawn and garden pesticides and chemicals.....	06	530107	14.0	0.0	-0.3	10.2	0.0	1.0
Household and institutional pesticides and chemicals.....	06	530108	15.1	0.0	0.0	0.8	0.0	0.0
Agricultural and commercial pesticides and chemicals.....	06	530109	41.1	0.8	0.4	0.3	2.3	-0.3
Plastic resins and materials.....	06	6	-10.7	-2.0	-3.1	-1.0	-2.4	-3.7
Thermoplastic resins and plastics materials.....	06	62	-13.9	-2.5	-3.5	-1.2	-2.6	-4.7
Thermoplastic resins and plastics materials.....	06	6212	-13.9	-2.5	-3.5	-1.2	-2.6	-4.7
Thermoplastic resins and plastics materials.....	06	621201	-13.9	-2.5	-3.5	-1.2	-2.6	-4.7
Thermosetting resins and plastics materials.....	06	63	13.8	1.4	-0.3	0.8	-0.5	1.9
Thermosetting resins and plastics materials.....	06	6306	13.8	1.4	-0.3	0.8	-0.5	1.9
Thermosetting resins and plastics materials.....	06	630601	13.8	1.4	-0.3	0.8	-0.5	1.9
Other chemicals and allied products.....	06	7	11.8	0.9	1.2	-0.3	0.0	0.7
Soaps and detergents.....	06	71	12.7	0.4	0.8	1.0	0.2	1.4
Soaps and other detergents.....	06	7104	12.7	0.4	0.8	1.0	0.2	1.3
Soaps and detergents, commercial, industrial, and institutional.....	06	710401	11.7	0.8	0.6	0.0	0.2	0.5
Commercial, industrial, and institutional hard surface cleaners.....	06	71040101	7.2	0.6	0.9	0.0	0.0	0.0
Commercial, industrial, and institutional laundry detergents.....	06	71040102	9.1	0.1	0.3	0.0	0.7	0.0
Commercial, industrial, and institutional dishwashing detergents.....	06	71040103	14.1	0.0	0.3	0.0	0.0	0.0
Commercial, industrial, and institutional metal cleaners.....	06	71040104	11.6	0.2	0.1	0.0	0.0	0.0
Dairy, farm, and food plant cleaners, sanitizers, etc.....	06	71040106	14.0	4.4	0.0	0.0	0.0	0.0
Commercial, industrial, and institutional soaps, excluding specialty cleaners.....	06	71040107	10.1	3.0	1.9	0.3	0.3	0.0
Commercial, industrial, and institutional scouring cleaners.....	06	71040109	-	0.0	0.0	0.0	-	-
Household detergents.....	06	710402	8.0	0.0	0.1	2.3	0.2	2.6
Household alkaline detergents and cleaners.....	06	7104021	28.9	0.0	0.3	8.0	0.0	8.6
Household dry and liquid laundry detergents.....	06	7104022	0.3	0.0	0.0	0.0	0.3	0.0
Soaps, excluding specialty cleaners, household.....	06	710403	11.6	0.2	4.1	-0.3	0.0	0.0
Polish and other sanitation goods.....	06	72	5.9	0.1	1.5	0.2	0.2	0.0
Polish and other sanitation goods.....	06	7201	5.9	0.1	1.5	0.2	0.2	0.0
Polishing preparations and related products.....	06	720103	10.2	0.0	0.7	0.2	0.6	0.0
Specialty cleaning and sanitation products.....	06	720105	6.7	0.2	2.0	0.2	0.1	0.0
Disinfectants, nonagricultural, industrial and institutional.....	06	7201051	11.7	0.8	3.8	0.7	0.0	0.0
Air and room fresheners.....	06	7201053	9.3	0.0	5.1	0.0	0.0	0.0
Laundry fabric softeners and rinses, liquid and dry.....	06	7201058	2.9	0.0	0.0	0.0	0.0	0.0
Other specialty cleaning and sanitation products.....	06	7201059	5.6	0.1	0.9	0.2	0.3	0.0
Cosmetics and other toilet preparations.....	06	75	6.9	0.2	0.5	0.2	0.5	0.1
Shaving preparations.....	06	7502	18.3	0.9	0.2	0.1	0.0	0.3
Shaving preparations.....	06	750206	18.3	0.9	0.2	0.1	0.0	0.3
Perfumes, toilet waters, and colognes.....	06	7503	7.9	0.0	0.0	0.0	1.1	0.0
Perfumes, toilet waters, and colognes.....	06	750306	7.9	0.0	0.0	0.0	1.1	0.0
Hair preparations (including shampoos).....	06	7504	8.8	0.0	2.3	0.5	0.8	0.4
Hair preparations (including shampoos).....	06	750407	8.8	0.0	2.3	0.5	0.8	0.4

See footnotes at end of table.

Table 7. Producer price index percentage changes for commodity and service groupings and individual items, not seasonally adjusted — Continued
 [November 2022]

Title	Commodity code		Unadjusted 12-month percent change ¹	Unadjusted 1-month percent change ¹				
	Group code	Item code		Nov. 2021 to Nov. 2022 ^P	June to July	July to Aug. ^P	Aug. to Sept. ^P	Sept. to Oct. ^P
Hair preparations incl professional, consumer, and cream/gel shampoos.....	06	75040701	9.7	0.0	2.0	0.6	0.8	0.4
Hair tonics and hair dressings incl professional and consumer use. ...	06	75040702	6.2	0.0	3.2	0.1	0.7	0.2
Toothpastes, denture cleaners, and mouthwashes.....	06	7505	6.5	0.4	0.0	0.1	-0.1	0.1
Denture cleaners, mouthwashes, gargles, and rinses.....	06	750504	8.1	0.6	0.0	0.1	-0.1	0.1
Creams, lotions, and oils, excluding shaving, hair, and deodorant.....	06	7514	7.5	0.0	0.0	0.2	1.4	0.0
Creams, lotions, and oils, excluding shaving, hair, and deodorant.....	06	751401	7.5	0.0	0.0	0.2	1.4	0.0
Other cosmetics and toilet preparations.....	06	7515	5.0	0.3	0.0	0.0	0.0	0.0
Other cosmetics and toilet preparations.....	06	751501	5.0	0.3	0.0	0.0	0.0	0.0
Misc. chemical prod. and preparations.....	06	79	14.8	1.5	1.5	-0.9	-0.3	0.8
Explosives, propellants, and blasting accessories.....	06	7902	16.0	1.7	0.5	-0.1	1.3	1.3
Explosives, propellants, and blasting accessories.....	06	790234	16.0	1.7	0.5	-0.1	1.3	1.3
Industrial gases.....	06	7903	21.8	2.8	-0.5	0.5	0.3	6.2
Carbon dioxide.....	06	790302	26.5	5.4	0.7	2.5	-0.4	-0.9
Nitrogen.....	06	790303	18.9	-0.4	0.3	1.0	2.3	2.0
Oxygen.....	06	790304	42.2	17.8	-0.3	0.3	-0.1	1.6
Argon and hydrogen.....	06	790309	0.6	0.0	-0.3	1.0	-0.1	0.0
Other industrial gases (including fluorocarbon and acetylene).....	06	790312	24.2	1.4	-1.0	0.0	0.0	11.2
Adhesives and sealants.....	06	7904	19.5	0.7	1.8	0.7	0.2	0.2
Synthetic resin and rubber adhesives.....	06	790402	18.1	0.3	2.4	1.2	0.3	0.1
Epoxy adhesives.....	06	7904021	17.3	0.8	3.7	5.2	0.0	0.0
Other synthetic resin and rubber adhesives.....	06	7904026	16.5	0.1	1.1	1.1	0.3	0.1
Structural sealants (load bearing).....	06	790407	9.4	0.6	0.0	0.0	0.8	0.0
Nonstructural caulking compounds and sealants.....	06	79040A	26.3	1.8	0.8	0.0	0.0	0.5
Surface active agents.....	06	7905	9.9	5.2	0.8	-1.7	-1.9	-0.3
Textile and leather assistants and finishes.....	06	790501	23.4	21.4	-2.0	2.2	0.1	-2.5
Surfactants (bulk surface active agents).....	06	790502	7.8	2.7	1.3	-2.4	-2.3	0.1
Gum and wood chemicals, including wood distillation products.....	06	7906	27.7	1.3	3.1	-0.6	5.6	0.6
Gum and wood chemicals, including wood distillation products.....	06	790607	27.7	1.3	3.1	-0.6	5.6	0.6
Other miscellaneous chemical products.....	06	7909	11.6	-0.4	2.4	-1.8	-0.6	-0.2
Carbon black.....	06	790918	28.3	2.0	-1.2	-0.1	-6.0	-2.2
Printing ink.....	06	790919	7.6	0.1	1.5	-0.5	0.0	0.1
Gravure printing inks.....	06	7909192	0.4	0.0	0.0	0.0	0.0	0.0
Lithographic and offset inks.....	06	7909193	8.0	0.0	0.7	0.0	0.0	0.0
News and nonheat web offset printing inks.....	06	79091931	7.8	0.0	0.0	0.0	0.0	0.0
Publication and commercial web inks.....	06	79091932	5.9	0.0	0.0	0.0	0.0	0.0
Sheet-fed general inks.....	06	79091933	11.8	0.0	2.0	0.0	0.0	0.0
Sheet-fed packaging inks.....	06	79091934	10.8	0.2	1.7	0.0	0.0	0.0
Flexographic printing inks.....	06	7909194	25.9	0.1	5.4	0.0	0.0	0.0
Nonimpact/digital inks.....	06	7909195	0.0	0.2	0.1	-1.6	-0.1	0.4
All other printing inks.....	06	7909196	6.6	0.0	0.0	1.2	0.6	-0.3
Water-treating compounds.....	06	790961	5.9	-2.2	0.1	-4.4	-0.2	0.4
Automotive chemicals.....	06	790991	7.8	0.3	0.0	0.1	1.2	0.7
Other chemical preparations, n.e.c.....	06	790999	10.8	-1.3	4.3	-1.9	0.1	-0.1
Rubber and plastic products.....	07	—	9.4	1.0	0.7	-0.2	-0.6	-0.4
Rubber and rubber products.....	07	1	11.1	1.6	0.4	0.1	0.2	-0.4
Synthetic rubber, inc. styrene-butadiene rubber (SBR) and ethylene propylene.....	07	11	1.7	4.0	0.1	-1.1	-1.7	-3.5
Synthetic rubber.....	07	1102	1.7	4.0	0.1	-1.1	-1.7	-3.5
Synthetic rubber, inc. sbr and ethylene propylene.....	07	110224	1.7	4.0	0.1	-1.1	-1.7	-3.5
Tires, tubes, tread, & repair materials.....	07	12	15.1	1.7	0.8	0.5	1.0	0.5
Tires.....	07	1201	15.2	1.8	0.7	0.5	1.1	0.6
Pneumatic tires (including passenger, truck, bus, tractor, industrial, and other tires).....	07	12010	15.3	1.8	0.7	0.5	1.1	0.6
Passenger car pneumatic tires.....	07	120104	15.2	1.4	1.0	0.0	2.5	0.2
Truck and bus (including off-the-highway) pneumatic tires.....	07	120105	18.1	2.9	0.5	1.3	-1.0	1.4
Tread rubber, tire sundries, and repair materials.....	07	1203	13.5	0.0	1.3	0.0	0.0	0.0
Tread rubber, tire sundries, and repair materials.....	07	120354	13.5	0.0	1.3	0.0	0.0	0.0
Miscellaneous rubber products.....	07	13	11.8	0.6	0.4	0.2	0.3	-0.1
Rubber and plastics footwear, including athletic footwear.....	07	1301	4.5	1.1	0.0	0.0	0.0	0.0
Rubber and plastics footwear, including athletic footwear.....	07	130109	4.5	1.1	0.0	0.0	0.0	0.0
Rubber and plastic belts and belting.....	07	1303	10.1	0.8	1.3	0.1	0.4	0.1
Flat rubber and plastics belts and belting.....	07	130371	9.8	0.9	0.3	0.1	0.0	0.1
Rubber and plastics transmission belts and belting (excluding flat).....	07	130372	10.6	0.6	3.1	0.0	1.0	0.0

See footnotes at end of table.

Table 7. Producer price index percentage changes for commodity and service groupings and individual items, not seasonally adjusted — Continued
 [November 2022]

Title	Commodity code		Unadjusted 12-month percent change ¹	Unadjusted 1-month percent change ¹				
	Group code	Item code		Nov. 2021 to Nov. 2022 ^P	June to July	July to Aug. ^P	Aug. to Sept. ^P	Sept. to Oct. ^P
Rubber and plastics hose.....	07	1304	2.2	0.1	0.0	0.0	-1.1	-1.4
Rubber and plastics hose.....	07	130411	2.2	0.1	0.0	0.0	-1.1	-1.4
Industrial rubber and plastics hose without fittings.....	07	1304116	-0.6	0.0	0.0	0.0	-2.0	0.0
Rubber and plastics water hose (incl. fire, irrigation, etc.).....	07	1304117	5.6	0.0	0.0	0.0	-0.5	0.0
Rubber and plastics hose for on- and off-highway motor vehicles.....	07	1304118	-1.1	0.0	0.0	0.0	-1.7	-4.0
Miscellaneous rubber products, n.e.c.....	07	1306	14.0	0.7	0.3	0.2	0.5	0.2
All other industrial rubber products.....	07	130604	18.8	0.5	0.5	0.1	0.4	1.1
All other miscellaneous rubber goods.....	07	130606	8.7	0.0	0.2	1.7	0.0	0.0
Rubber compounds or mixtures for sale or interplant transfer.....	07	130612	18.2	2.6	0.0	0.0	2.2	0.0
Rubber druggist and medical sundries, excluding gloves.....	07	130616	0.4	0.0	0.1	0.1	0.0	0.0
Rubber products for mechanical use.....	07	130617	10.9	0.1	0.3	0.0	0.0	0.0
Molded rubber mechanical goods automotive.....	07	1306171	1.3	0.1	0.2	0.0	0.0	0.0
Molded rubber mechanical goods, transportation/off-highway.....	07	1306172	14.9	0.0	1.0	0.0	0.0	0.0
Other molded rubber mechanical goods (excluding tubing).....	07	1306179	14.6	0.0	0.6	0.0	0.0	0.0
Other extruded rubber mechanical goods (excl. auto)(excl. tubing).....	07	130617C	3.4	1.4	-0.5	0.0	0.0	0.8
Rubber coated fabrics and garments.....	07	130618	19.0	0.0	0.4	0.0	1.3	0.0
Plastic products.....	07	2	8.9	0.9	0.8	-0.3	-0.8	-0.4
Plastic construction products.....	07	21	11.3	1.3	0.3	-0.4	-0.8	-0.5
Plastic construction products.....	07	2106	11.3	1.3	0.3	-0.4	-0.8	-0.5
Plastics pipe.....	07	210603	12.3	2.4	-0.2	-0.8	-2.0	-0.1
Plastics drain, waste, and vent pipe.....	07	2106031	10.8	4.3	-1.6	0.7	-4.9	-1.7
Plastics water pipe.....	07	2106033	20.6	1.0	0.2	-0.5	0.3	-0.1
Plastics sewer, stormdrain, and water main pipe.....	07	2106038	15.0	0.9	1.3	-3.1	-1.8	1.2
Other plastics pipe.....	07	210603B	-2.0	1.9	0.0	-2.2	-2.3	0.0
Plastics pipe fittings and unions.....	07	210604	18.7	0.6	0.3	-0.3	0.0	-1.4
Plastics plumbing fixtures.....	07	210605	4.2	0.8	0.3	0.1	0.0	0.4
Other plastic construction products.....	07	210606	10.9	0.6	0.7	-0.1	-0.2	-0.8
Building and construction polystyrene foam products.....	07	2106061	25.1	2.7	0.4	0.0	0.0	-0.3
Building & construction fabricated plastics products (excl foam, plumbing fixtures, hardware).....	07	2106063	8.6	0.3	0.8	-0.2	-0.3	-0.9
Unsupported plastic film, sheet and other shapes.....	07	22	5.4	0.6	0.9	-1.0	-0.1	-0.9
Unsupported plastic film, sheet and other shapes.....	07	2205	5.4	0.6	0.9	-1.0	-0.1	-0.9
Unsupported plastic film, sheet and other shapes.....	07	220501	5.4	0.6	0.9	-1.0	-0.1	-0.9
Unlaminated polyethylene film and sheet.....	07	2205011	3.2	0.2	-0.3	1.4	1.0	-1.4
Unlaminated vinyl and vinyl copolymer film and sheet.....	07	2205013	17.6	0.2	0.0	2.2	0.0	0.0
Miscellaneous unlaminated plastics film and sheet.....	07	2205014	6.5	2.3	3.1	-4.9	-0.9	-0.1
Unlaminated plastics profile shapes.....	07	2205015	7.2	-0.2	1.1	-1.4	0.4	0.0
Laminated plastic sheets, rods, and tubes.....	07	23	14.1	1.8	0.7	-0.2	0.0	0.1
Laminated plastics plates, sheet (excluding packaging), and shapes.....	07	2304	14.1	1.8	0.7	-0.2	0.0	0.1
Laminated plastics plates, sheet (excluding packaging), and shapes.....	07	230401	14.1	1.8	0.7	-0.2	0.0	0.1
Parts for manufacturing from plastics.....	07	26	7.6	0.4	0.5	0.4	0.2	-0.3
Parts for transportation equipment.....	07	2601	6.8	0.2	0.3	0.3	0.3	0.1
Parts for transportation equipment.....	07	260105	6.8	0.2	0.3	0.3	0.3	0.1
Transportation polyurethane foam products.....	07	2601051	7.9	0.0	0.0	0.0	0.0	0.7
Transportation fabricated plastic parts (excluding foam and reinforced plastics).....	07	2601052	6.7	0.2	0.4	0.4	0.3	0.0
Other parts and components for manufacturing.....	07	2602	11.7	1.2	1.8	0.9	0.3	-0.8
Other parts and components for manufacturing.....	07	260205	11.7	1.2	1.8	0.9	0.3	-0.8
All other miscellaneous polyurethane foam products.....	07	2602051	6.0	1.2	0.0	0.0	0.3	0.0
Electrical & electronic fabricated plastics (excl. foam and reinforced plastics).....	07	2602052	11.3	1.0	1.1	2.1	0.8	0.0
All other polystyrene foam products incl. transportation application uses.....	07	2602053	-	0.3	6.6	0.0	0.0	-
Industrial machinery plastics products, excl foam (incl gears, bearings, bushings, cams).....	07	2602054	6.7	1.9	0.8	0.2	0.0	-1.5
Foam components for furniture.....	07	2603	3.7	0.0	-1.0	-0.3	-0.9	-0.9
Foam components for furniture.....	07	260305	3.7	0.0	-1.0	-0.3	-0.9	-0.9
Other plastic products.....	07	29	6.1	0.2	0.6	0.3	-1.6	0.1
Other plastic products.....	07	2901	6.1	0.2	0.6	0.3	-1.6	0.1
Custom compounding of purchased plastic resins (incl color concentrates and resin pellets).....	07	290196	1.3	0.1	0.3	0.2	-3.0	0.2
All other reinforced and fiberglass plastics products.....	07	290197	14.5	0.5	1.0	0.4	0.0	0.0
Products made of foam other than polystyrene or polyurethane.....	07	290198	4.2	0.0	0.0	0.5	0.3	0.0
Plastic packaging products.....	07	2A	7.0	1.5	1.9	0.1	-1.7	-0.6
Plastic packaging products.....	07	2A01	7.0	1.5	1.9	0.1	-1.7	-0.6

See footnotes at end of table.

Table 7. Producer price index percentage changes for commodity and service groupings and individual items, not seasonally adjusted — Continued
 [November 2022]

Title	Commodity code		Unadjusted 12-month percent change ¹	Unadjusted 1-month percent change ¹				
	Group code	Item code		Nov. 2021 to Nov. 2022 ^P	June to July	July to Aug. ^P	Aug. to Sept. ^P	Sept. to Oct. ^P
Plastic packaging products.....	07	2A0101	7.0	1.5	1.9	0.1	-1.7	-0.6
Other plastic packaging products, excluding film, sheet, foam and bottles.....	07	2A01012	0.0	1.4	0.8	0.0	-1.5	-1.2
Packaging polyurethane foam products.....	07	2A01013	1.1	0.0	0.0	0.0	0.0	0.0
Plastic bottles.....	07	2A01014	10.5	1.5	2.5	-0.5	-0.9	-0.2
Polystyrene foam food containers.....	07	2A01015	16.5	2.6	-1.1	3.8	-7.6	1.5
Polystyrene foam protective shipping pads/shaped cushioning/other foam packaging supplies.....	07	2A01016	50.4	0.0	13.9	0.0	0.0	0.0
Consumer, institutional, and commercial products, n.e.c.....	07	2B	15.8	0.9	0.6	-0.4	-0.5	0.3
All other consumer, institutional, and commercial products.....	07	2B01	15.8	0.9	0.6	-0.4	-0.5	0.3
All other consumer, institutional, and commercial products.....	07	2B0101	15.8	0.9	0.6	-0.4	-0.5	0.3
Consumer and institutional polystyrene foam products.....	07	2B01011	18.9	0.2	-0.2	0.4	-4.8	0.7
Consumer/institutional/commercial fabricated plastics products.....	07	2B01015	15.7	1.1	0.8	-0.6	0.4	0.2
Recyclable plastics.....	07	2C	-11.7	0.0	-0.3	-6.9	-9.6	-4.5
Recyclable plastics.....	07	2C01	-11.7	0.0	-0.3	-6.9	-9.6	-4.5
Recyclable plastics.....	07	2C0101	-11.7	0.0	-0.3	-6.9	-9.6	-4.5
Lumber and wood products.....	08	-	3.5	-0.8	-0.8	-2.0	-1.9	-1.4
Lumber.....	08	1	-9.0	0.2	-3.7	-4.9	-3.8	-3.1
Softwood lumber.....	08	11	-3.9	0.1	-3.5	-5.2	-3.0	-0.9
Softwood cut stock and dimension.....	08	1105	-9.3	-2.1	0.7	-5.4	-2.9	-1.8
Softwood cut stock and dimension.....	08	110503	-9.3	-2.1	0.7	-5.4	-2.9	-1.8
Softwood lumber, not edge worked.....	08	1106	-3.9	0.7	-4.1	-5.8	-3.4	-0.5
Softwood lumber, not edge worked.....	08	110601	-3.9	0.7	-4.1	-5.8	-3.4	-0.5
Softwood dressed lumber, less than 2 inches in nominal thickness, not edge worked.....	08	1106012	22.4	-9.3	-7.6	-3.3	2.5	2.5
Softwood dressed 2-inch lumber, 2 inches in nominal thickness only, not edge worked.....	08	1106013	-8.6	3.5	-6.2	-8.2	-5.4	-1.3
Softwood dressed lumber and timbers, more than 2 inches in nominal thickness, not edge worked.....	08	1106014	-15.8	0.0	9.5	-6.3	-7.6	1.4
Softwood lumber, made from purchased lumber.....	08	1107	-2.1	-2.0	-1.7	-2.5	-1.6	-2.4
Softwood lumber, made from purchased lumber.....	08	110701	-2.1	-2.0	-1.7	-2.5	-1.6	-2.4
Hardwood lumber.....	08	12	-18.2	0.5	-4.2	-4.4	-5.4	-7.4
Hardwood cut stock and dimension.....	08	1203	-24.3	-0.9	-4.2	-5.5	-5.0	-11.1
Hardwood cut stock and dimension.....	08	120311	-24.3	-0.9	-4.2	-5.5	-5.0	-11.1
Hardwood flooring.....	08	1204	7.6	0.4	-0.6	-2.3	0.7	0.3
Oak and maple hardwood flooring.....	08	120401	7.1	0.5	-0.7	-2.7	0.8	0.4
Hardwood flooring, other than oak and maple.....	08	120402	10.6	0.0	0.2	0.0	0.0	-0.2
Hardwood lumber, not edge worked.....	08	1205	-34.4	1.6	-7.8	-6.3	-11.3	-9.4
Hardwood lumber, not edge worked.....	08	120501	-34.4	1.6	-7.8	-6.3	-11.3	-9.4
Millwork.....	08	2	10.9	-0.1	1.1	-1.2	-0.4	-0.6
General millwork.....	08	21	11.5	0.4	2.4	-0.7	0.2	-0.2
General millwork.....	08	2101	11.5	0.4	2.4	-0.7	0.2	-0.2
Stock wood kitchen cabinets, related cabinetwork and countertops.....	08	210102	5.1	0.8	1.5	0.0	0.0	0.0
Stock wood kitchen cabinets and related cabinetwork for permanent installation.....	08	2101021	4.5	1.0	0.0	0.0	0.0	0.0
Custom wood kitchen cabinets, bathroom vanities, and related cabinetwork.....	08	210105	13.6	0.1	0.0	0.0	0.0	0.1
Custom wood kitchen cabinets and related cabinetwork not sold direct to customer at retail.....	08	2101051	13.9	0.1	0.0	0.0	0.0	0.1
Custom wood kitchen cabinets, bathroom vanities, and related cabinet work sold at retail.....	08	2101052	13.3	0.0	0.0	0.0	0.0	0.0
Wood window units.....	08	210112	18.0	0.0	7.3	0.0	0.0	0.0
Double hung wood window units.....	08	2101121	13.7	0.0	0.0	0.0	0.0	0.0
Casement wood window units.....	08	2101122	19.1	0.0	9.6	0.0	0.0	0.0
All other wood window units, including horizontal sliding, awning and single hung.....	08	2101123	25.2	0.0	19.6	0.0	0.0	0.0
Wood sash, excluding sash shipped in window units.....	08	210122	19.6	0.0	9.3	0.0	0.0	0.0
Wood window & door frames, incl. door frames in door units, excl. window frames in window units.....	08	210132	-3.6	0.0	3.5	-7.5	0.0	-1.9
Wood panel, flush, & molded face doors, interior & exterior, incl. doors with glazed sections.....	08	210142	20.6	2.1	0.4	0.3	3.1	0.1
Other wood doors, incl. garage, patio, bifold, cabinet, screen, storm and louver.....	08	210152	16.8	0.3	7.3	0.1	-0.3	0.2
Wood moldings.....	08	210162	9.0	-0.3	0.0	-0.9	0.0	-0.3
Mirror and picture frames and framed pictures.....	08	210175	9.4	0.0	0.0	2.8	0.0	0.0
Other wood millwork products, including stairwork, exterior millwork, and softwood flooring.....	08	210183	7.7	0.0	-0.9	-4.3	-2.4	-2.6

See footnotes at end of table.

Table 7. Producer price index percentage changes for commodity and service groupings and individual items, not seasonally adjusted — Continued
 [November 2022]

Title	Commodity code		Unadjusted 12-month percent change ¹	Unadjusted 1-month percent change ¹				
	Group code	Item code		Nov. 2021 to Nov. 2022 ^P	June to July	July to Aug. ^P	Aug. to Sept. ^P	Sept. to Oct. ^P
Prefabricated structural members.....	08	22	9.0	-1.5	-2.7	-2.8	-2.1	-1.7
Prefabricated structural members.....	08	2201	9.0	-1.5	-2.7	-2.8	-2.1	-1.7
Laminated veneer lumber.....	08	220107	16.2	0.1	0.5	0.0	-0.1	0.0
Other engineered structural wood members, excluding trusses & laminated veneer lumber.....	08	220108	1.2	-0.1	-1.6	-1.1	-0.4	-6.6
Wood trusses.....	08	220109	9.2	-2.0	-3.3	-3.5	-2.7	-1.2
Plywood.....	08	3	6.5	-6.6	-0.8	-0.7	-2.3	-3.1
Softwood veneer and plywood.....	08	31	5.2	-9.8	-3.0	-1.3	-4.9	-3.8
Softwood veneer and plywood.....	08	3103	5.2	-9.8	-3.0	-1.3	-4.9	-3.8
Softwood veneer and plywood.....	08	310303	5.2	-9.8	-3.0	-1.3	-4.9	-3.8
Softwood veneer, incl. veneer backed w/ paper, cloth, or other flexible material.....	08	3103031	2.5	-6.6	-6.0	-6.1	-6.5	-6.5
Softwood plywood products: rough, sanded, and specialties.....	08	3103035	6.0	-10.7	-2.1	0.1	-4.5	-3.1
Hardwood veneer and plywood.....	08	35	8.8	0.6	3.8	0.4	2.5	-1.8
Hardwood veneer and plywood.....	08	3501	8.8	0.6	3.8	0.4	2.5	-1.8
Hardwood veneer, including veneer backed with paper, cloth, or other flexible material.....	08	350102	14.2	0.7	0.6	2.2	0.3	0.4
Hardwood plywood.....	08	350104	4.9	0.7	2.2	-1.1	5.0	-3.3
Hardwood veneered panels, including two-ply veneers.....	08	350107	12.2	-0.1	16.1	2.1	-1.3	-1.1
Other wood products.....	08	4	5.5	-1.6	-0.2	-0.3	-3.1	-1.2
Wood pallets and pallet containers, wood and metal combination.....	08	41	6.4	-1.3	-0.7	-0.5	-2.0	-2.0
Wood pallets and pallet containers.....	08	4101	6.4	-1.3	-0.7	-0.5	-2.0	-2.0
Wood pallets and pallet containers, wood and metal combination.....	08	410101	6.4	-1.3	-0.7	-0.5	-2.0	-2.0
Wood boxes.....	08	42	-3.1	0.0	0.3	-0.9	-7.5	-2.3
Wood boxes.....	08	4201	-3.1	0.0	0.3	-0.9	-7.5	-2.3
Nailed and lock-corner wood boxes.....	08	420101	0.7	0.0	2.1	-2.0	0.0	0.0
Wood box and crate shook.....	08	420102	6.5	0.0	-0.2	-1.3	-3.5	-5.9
Other wood container parts and wood containers.....	08	420127	-11.8	0.0	0.0	0.0	-14.0	0.0
Miscellaneous wood products.....	08	49	6.9	-2.6	0.4	0.1	-3.3	0.0
Wood ties, siding, shingles, and shakes, and contract sawing of logs owned by others.....	08	4903	4.3	-0.2	0.2	2.4	0.2	-0.1
Wood ties, siding, shingles, and shakes, and contract sawing of logs owned by others.....	08	490301	4.3	-0.2	0.2	2.4	0.2	-0.1
Sawn wood fence stock, wood lath, and contract resawing and planing.....	08	4904	44.6	0.0	0.0	0.0	0.0	0.0
Sawn wood fence stock, wood lath, and contract resawing and planing.....	08	490401	44.6	0.0	0.0	0.0	0.0	0.0
All other miscellaneous wood products.....	08	4909	3.2	-3.1	0.5	-0.1	-4.0	0.0
All other miscellaneous wood products.....	08	490901	3.2	-3.1	0.5	-0.1	-4.0	0.0
Logs, bolts, timber, pulpwood and wood chips.....	08	5	4.7	0.1	-0.5	-0.2	-0.4	0.0
Logs, bolts, timber, pulpwood and wood chips.....	08	51	4.7	0.1	-0.5	-0.2	-0.4	0.0
Logs, bolts, timber, pulpwood and wood chips.....	08	5105	4.7	0.1	-0.5	-0.2	-0.4	0.0
Logs, bolts, timber and pulpwood.....	08	510502	3.4	0.5	-0.5	-0.1	-0.5	0.3
Wood chips, excluding field chips.....	08	510505	9.4	-1.0	-0.4	-0.5	0.1	-0.7
Prefabricated wood buildings & components.....	08	6	10.9	-3.3	0.1	-0.3	-1.8	-0.3
Prefabricated wood buildings & components.....	08	61	10.9	-3.3	0.1	-0.3	-1.8	-0.3
Prefabricated wood buildings and components.....	08	6101	10.9	-3.3	0.1	-0.3	-1.8	-0.3
Prefabricated stationary wood buildings, components (not sold as complete units).....	08	610101	1.5	-0.2	-0.4	0.2	-0.3	-0.5
Prefabricated stationary wood buildings, precut packages (complete units).....	08	610102	12.8	-0.9	0.7	-0.6	0.1	0.3
Prefabricated stationary wood buildings, shipped in panel form (complete units).....	08	610103	44.9	-18.9	0.6	-0.5	-2.5	-1.4
Prefabricated stationary wood buildings, shipped in three-dimensional assemblies.....	08	610104	6.6	2.4	0.0	-0.4	-3.9	0.0
Prefabricated stationary wood buildings, three-dimensional assemblies, residential.....	08	6101041	6.5	2.5	0.0	-0.3	-4.6	0.0
Prefabricated stationary wood buildings, three-dimensional assemblies, nonresidential.....	08	6101042	7.0	2.0	0.1	-1.5	0.0	0.0
Treated wood and contract wood preserving.....	08	7	13.9	0.6	1.9	-1.7	0.0	0.2
Treated wood and contract wood preserving.....	08	71	13.9	0.6	1.9	-1.7	0.0	0.2
Treated wood.....	08	7101	14.5	0.7	2.0	-1.8	0.1	0.2
Wood poles, piles, and posts owned and treated by the same establishment.....	08	710101	37.6	2.2	0.2	2.4	-0.3	0.7
Other wood products owned and treated by the same establishment.....	08	710102	6.1	0.1	2.8	-3.6	0.2	0.0

See footnotes at end of table.

Table 7. Producer price index percentage changes for commodity and service groupings and individual items, not seasonally adjusted — Continued
 [November 2022]

Title	Commodity code		Unadjusted 12-month percent change ¹	Unadjusted 1-month percent change ¹				
	Group code	Item code		Nov. 2021 to Nov. 2022 ^P	June to July	July to Aug. ^P	Aug. to Sept. ^P	Sept. to Oct. ^P
Contract wood preservation.....	08	7102	6.6	-0.5	0.3	-0.2	-0.3	-0.5
Receipts for treating wood owned by others w/ arsenical chemicals, creosote, & other chemicals.....	08	710201	6.6	-0.5	0.3	-0.2	-0.3	-0.5
Pulp, paper, and allied products.....	09	—	9.2	0.3	0.9	-0.5	-0.4	0.2
Pulp, paper, and prod., ex. bldg. paper.....	09	1	8.2	0.9	0.6	-0.6	-0.6	0.1
Wood pulp.....	09	11	20.9	-2.8	7.4	0.0	-0.6	-0.7
Wood pulp.....	09	1105	20.9	-2.8	7.4	0.0	-0.6	-0.7
Wood pulp.....	09	110501	20.9	-2.8	7.4	0.0	-0.6	-0.7
Special alpha and dissolving wood pulp, incl. sulfite and sulfate and other wood pulp.....	09	1105012	19.9	-2.6	8.7	0.0	-1.4	-1.6
All other miscellaneous pulp, other than wood, and pulp mill byproducts incl. turpentine.....	09	1105017	24.6	-3.5	2.3	0.0	2.6	2.6
Recyclable paper.....	09	12	-68.4	3.1	-11.0	-26.1	-31.9	-21.9
News and other low grade recyclable paper.....	09	1201	-46.1	0.7	-2.9	-11.9	-30.5	-17.4
News and other low grade recyclable paper.....	09	120125	-46.1	0.7	-2.9	-11.9	-30.5	-17.4
Corrugated recyclable paper.....	09	1203	-78.1	3.4	-10.1	-29.6	-37.5	-33.0
Corrugated recyclable paper.....	09	120325	-78.1	3.4	-10.1	-29.6	-37.5	-33.0
High grade recyclable paper (including pulp substitutes and deinking).....	09	1207	-38.0	2.8	-15.7	-20.5	-17.2	-0.7
High grade recyclable (including pulp substitutes and deinking).....	09	120725	-38.0	2.8	-15.7	-20.5	-17.2	-0.7
Paper.....	09	13	9.3	1.0	1.1	0.9	0.2	0.2
Writing and printing papers.....	09	1301	14.9	0.7	1.1	1.4	0.9	1.0
Bleached bristol, clay-coated, uncoated, and industrial converted paper.....	09	130119	16.3	0.7	1.0	2.1	1.1	1.1
Printing paper, coated at establishments other than where paper was produced.....	09	130120	1.8	0.0	1.9	0.0	0.0	0.0
Newsprint.....	09	1302	25.7	0.7	0.9	2.9	0.0	0.0
Newsprint.....	09	130291	25.7	0.7	0.9	2.9	0.0	0.0
Packaging and industrial converting paper.....	09	1303	0.2	1.6	0.9	0.0	-1.2	-0.5
Coated and laminated single and multi-web paper.....	09	130321	20.6	4.0	7.3	-0.4	1.5	0.0
Single-web paper, rolls and sheets, including waxed, for flexible packaging uses.....	09	1303211	24.6	4.2	10.2	0.0	1.6	0.0
Multiweb laminated rolls and sheets, except foil, for flexible packaging uses.....	09	1303213	15.7	3.7	3.7	-1.0	1.3	0.0
Coated and laminated single and multi-web film.....	09	130322	-3.7	1.2	-0.3	0.1	-1.8	-0.6
Single-web film, rolls, and sheets, including coextruded, for flexible packaging uses.....	09	130322A	-2.1	1.7	-1.0	0.5	-1.3	-0.6
Single-web film, rolls, and sheets for flexible packaging uses.....	09	130322A1	-2.0	2.0	-0.8	0.7	-1.0	-0.4
Coextruded single-web film, for flexible packaging uses.....	09	130322A2	-2.7	0.4	-1.9	-0.4	-2.5	-1.7
All other coated and processed papers.....	09	1305	10.3	-0.2	2.6	0.7	1.8	-2.1
Converted foil for nonpackaging applications.....	09	130505	22.3	0.0	3.5	11.7	0.0	0.0
Other coated and processed papers, except for packaging uses.....	09	130506	7.8	-0.2	2.5	-0.8	2.3	-2.7
Paperboard.....	09	14	11.7	0.7	0.0	0.1	0.2	0.3
Corrugated paperboard in sheets and rolls, lined and unlined.....	09	1405	10.6	0.5	0.3	0.2	0.1	0.0
Corrugated paperboard in sheets and rolls, lined and unlined.....	09	140551	10.6	0.5	0.3	0.2	0.1	0.0
Paperboard, excluding corrugated paperboard.....	09	1411	11.9	0.7	-0.1	0.1	0.3	0.4
Recycled paperboard.....	09	141105	12.4	1.5	-0.3	0.3	0.1	0.0
Unbleached kraft packaging and industrial converting paperboard.....	09	141107	9.4	0.6	0.0	0.0	0.0	0.0
Bleached packaging and industrial converting paperboard.....	09	141112	17.3	0.0	0.0	0.0	1.2	1.8
Converted paper and paperboard products.....	09	15	14.3	1.0	1.3	0.5	0.7	1.1
Sanitary paper products, including stock.....	09	1501	17.3	1.6	0.3	1.5	1.6	4.2
Sanitary paper products, including stock.....	09	150123	17.3	1.6	0.3	1.5	1.6	4.2
Sanitary tissue paper products, made in paper mills.....	09	1501233	18.8	0.6	-0.6	1.5	1.5	6.1
Paper table napkins, industrial & retail pkgs bulk & dispenser types, made in paper mills.....	09	15012332	28.1	0.3	-0.1	1.0	0.2	12.4
Paper towels, industrial pkgs (rolled, folded, and interfolded), made in paper mills.....	09	15012335	28.8	0.9	0.0	0.0	4.6	8.1
Other sanitary paper products, made in paper mills.....	09	15012337	16.9	-0.3	-0.7	1.2	0.9	2.8
Disposable diapers and similar disposable products, purchased sanitary paper stock and wadding.....	09	1501234	4.4	1.6	0.0	0.3	2.4	0.0
Sanitary tissue paper products, made from purchased sanitary paper stock or wadding.....	09	1501235	25.0	4.1	3.9	3.8	1.9	2.6
Paper, plastic, and foil bags.....	09	1502	3.4	0.5	0.5	0.0	-0.1	-0.6
Uncoated single-web paper grocers' bags and sacks and variety and shopping bags.....	09	150214	3.3	1.7	0.0	0.0	0.0	0.0
Specialty bags, pouches and liners.....	09	150216	3.6	0.4	0.6	-0.1	-0.1	-0.7
Plastics, foil, and coated paper bags.....	09	1502161	16.7	0.8	-0.5	0.0	2.9	0.2

See footnotes at end of table.

Table 7. Producer price index percentage changes for commodity and service groupings and individual items, not seasonally adjusted — Continued
 [November 2022]

Title	Commodity code		Unadjusted 12-month percent change ¹	Unadjusted 1-month percent change ¹				
	Group code	Item code		Nov. 2021 to Nov. 2022 ^P	June to July	July to Aug. ^P	Aug. to Sept. ^P	Sept. to Oct. ^P
Specialty bags, pouches, and liners, multiweb laminations and foil, except film-film.....	09	15021612	15.7	0.4	-0.9	0.0	2.8	0.3
Single-web film specialty bags, pouches, and liners.....	09	1502162	1.6	0.4	0.7	-0.1	-0.5	-1.1
Polyethylene grocery and variety bags and pouches.....	09	15021621	3.1	0.8	-0.1	-0.2	-0.1	-0.8
Polyethylene refuse bags.....	09	15021622	-8.6	0.0	1.2	-0.4	-2.2	-3.4
Other polyethylene bags, pouches, and liners.....	09	15021625	7.5	0.5	3.3	0.1	-0.2	-0.9
Coextruded single-web film specialty bags, pouches, & liners.....	09	15021626	2.9	0.0	0.0	-1.2	0.0	0.0
Multiweb film/film combination specialty bags, pouches and liners.....	09	1502163	9.5	0.6	0.0	0.0	-0.1	1.9
Paper boxes and containers.....	09	1503	15.2	0.5	2.4	0.3	0.3	0.7
Corrugated shipping containers.....	09	150301	10.9	0.2	1.2	0.1	0.0	-0.1
Corrugated shipping containers for food and beverages and carryout boxes for retail food.....	09	1503011	13.5	2.8	0.3	0.2	0.0	-0.2
Corrugated shipping containers for paper and allied products.....	09	1503012	8.7	-0.7	0.0	0.0	0.0	0.0
Corrugated shipping containers for metal and electrical machinery.....	09	1503013	11.1	-2.7	7.7	0.0	0.0	0.0
Corrugated shipping containers for all other end uses.....	09	1503014	10.7	0.0	0.1	0.0	0.0	0.0
Setup (rigid) paperboard boxes.....	09	150322	45.2	1.4	2.9	1.6	-0.3	3.5
Folding paperboard boxes, packaging, and packaging components.....	09	150336	23.7	1.1	4.7	0.6	1.0	2.1
Folding paperboard boxes, packaging, and packaging components.....	09	15033601	23.7	1.1	4.7	0.6	1.0	2.1
Paperboard fiber drums with ends of any material.....	09	150337	-1.2	0.5	2.0	0.0	-0.2	-0.3
Cups and liquid-tight paper and paperboard containers.....	09	150355	-	0.0	5.3	0.0	0.0	0.0
Other corrugated and solid fiber products, including containers, pallets, pads, etc.....	09	1504	9.3	0.0	-0.2	0.0	-0.2	0.0
Other corrugated and solid fiber products, including containers, pallets, pads, etc.....	09	150441	9.3	0.0	-0.2	0.0	-0.2	0.0
Office supplies and accessories.....	09	1506	23.0	3.7	2.6	-1.3	2.3	-3.6
Envelopes.....	09	150636	27.8	1.8	1.6	-0.1	0.4	0.1
Die-cut paper and paperboard office supplies.....	09	150646	35.7	7.6	0.0	0.0	0.0	0.0
Paper supplies for business machines and other misc. unprinted office supplies.....	09	150655	9.0	6.0	7.6	-5.1	7.0	-14.9
Tablets, pads, and related products.....	09	150657	21.8	2.7	0.1	0.3	0.2	3.0
Fiber cans, tubes, and similar fiber products.....	09	1507	24.3	0.2	1.3	1.4	0.5	0.0
Fiber cans, all fiber and composite.....	09	150731	27.2	0.7	0.0	0.4	0.6	-0.4
Fiber cores and tubes.....	09	150732	23.1	0.0	2.0	2.0	0.5	0.2
Paperboard cones, reels, spools, bobbins, blocks, and all vulcanized fiber products.....	09	150733	1.4	0.7	0.0	0.0	0.1	0.0
Molded pulp goods, including egg cartons, florists pots, food trays, etc.....	09	1508	12.5	1.7	-0.2	1.9	-1.2	0.8
Molded pulp goods, including egg cartons, florists pots, food trays, etc.....	09	150814	12.5	1.7	-0.2	1.9	-1.2	0.8
Miscellaneous converted paper and paperboard products.....	09	1509	10.4	0.6	0.5	0.4	0.4	0.2
Pasted, lined, laminated, or surface-coated paperboard.....	09	150901	15.7	0.0	1.6	0.5	0.0	0.0
Wallcoverings.....	09	150902	0.0	0.0	0.0	0.0	0.0	0.0
Other sanitary paper products & misc. converted paper & paperboard products.....	09	150999	10.0	0.7	0.4	0.5	0.5	0.2
Miscellaneous converted paper and paperboard products.....	09	1509992	13.2	1.0	0.5	0.6	0.7	0.3
Pressure-sensitive products.....	09	16	14.3	1.0	1.1	2.0	0.1	0.1
Pressure-sensitive products.....	09	1601	14.3	1.0	1.1	2.0	0.1	0.1
Pressure-sensitive products.....	09	160101	14.3	1.0	1.1	2.0	0.1	0.1
Building paper & building board mill prods.....	09	2	-8.9	-12.1	5.7	-5.9	-2.9	-0.4
Hardboard, particleboard & fiberboard prods.....	09	22	-8.9	-12.1	5.7	-5.9	-2.9	-0.4
Particleboard and fiberboard.....	09	2201	-11.6	-13.1	6.3	-6.4	-3.6	-0.5
Particleboard made from particleboard produced at the same location.....	09	220125	8.9	0.2	-1.0	1.4	-1.8	-0.6
Prefinished particleboard and medium density fiberboard (MDF) made from purchased materials.....	09	220141	16.7	-1.7	0.0	0.0	0.0	0.0
Hardboard products.....	09	2202	28.7	0.0	0.0	0.0	3.4	0.0
Hardboard products.....	09	220206	28.7	0.0	0.0	0.0	3.4	0.0
Publications, printed matter and printing material.....	09	4	14.7	0.4	1.0	0.6	0.2	0.5
Books printing.....	09	44	24.3	2.0	1.2	1.0	1.1	1.5
Books printing.....	09	4401	24.3	2.0	1.2	1.0	1.1	1.5
Books printing.....	09	440114	24.3	2.0	1.2	1.0	1.1	1.5
Textbook printing and binding.....	09	4401141	25.3	1.9	0.9	0.3	0.7	0.1
Technical, scientific, & professional book printing & binding.....	09	4401143	21.6	0.4	0.2	1.7	0.7	0.0
Religious book printing and binding.....	09	4401145	31.0	3.1	2.0	2.2	1.1	0.6
General book (trade, etc.) printing and binding.....	09	4401147	40.4	3.7	1.6	1.5	2.2	3.8
Other book and pamphlet printing and binding.....	09	440114E	4.7	0.0	1.2	0.1	0.0	0.0
Manifold business forms printing.....	09	45	0.1	0.0	0.0	0.0	0.0	0.0
Manifold business forms printing.....	09	4501	0.1	0.0	0.0	0.0	0.0	0.0

See footnotes at end of table.

Table 7. Producer price index percentage changes for commodity and service groupings and individual items, not seasonally adjusted — Continued
 [November 2022]

Title	Commodity code		Unadjusted 12-month percent change ¹	Unadjusted 1-month percent change ¹				
	Group code	Item code		Nov. 2021 to Nov. 2022 ^P	June to July	July to Aug. ^P	Aug. to Sept. ^P	Sept. to Oct. ^P
Manifold business forms printing, excluding checkbooks.....	09	450105	0.1	0.0	0.0	0.0	0.0	0.0
Commercial printing.....	09	47	15.1	0.3	1.1	0.6	0.2	0.5
Magazine and periodical printing.....	09	4701	17.9	0.6	0.4	3.0	0.4	0.0
Magazine and periodical printing (lithographic).....	09	470102	17.9	0.6	0.4	3.0	0.4	0.0
Label and wrapper printing for packaging.....	09	4702	16.8	1.5	0.1	0.6	0.1	0.0
Label and wrapper printing (lithographic).....	09	470202	4.4	4.3	0.0	0.0	0.0	0.0
Label and wrapper printing (flexographic).....	09	470205	20.7	-0.3	0.1	0.9	0.2	0.0
Catalog and directory printing.....	09	4703	14.4	-1.4	6.6	-0.2	-0.2	0.5
Catalog and directory printing (lithographic).....	09	470302	14.4	-1.4	6.6	-0.2	-0.2	0.5
Advertising printing.....	09	4705	12.0	0.2	0.8	0.2	0.2	0.8
Advertising printing (lithographic).....	09	470506	12.4	0.4	0.8	0.2	0.3	0.8
Other general job printing.....	09	4706	16.9	-0.2	1.5	0.3	0.0	0.5
Quick printing.....	09	470604	5.1	0.0	0.0	0.0	0.0	0.0
Other commercial and general job printing.....	09	470609	20.7	0.2	1.7	0.3	0.0	0.6
Other commercial and general job printing (lithographic).....	09	4706091	21.7	0.2	1.8	0.3	0.0	0.6
All other commercial and general job printing.....	09	4706094	0.2	0.0	0.0	0.0	0.0	0.0
Other commercial printing, incl. screen, engraving, digital, & general job exc. labels/wrappers.....	09	4711	12.0	0.2	0.9	0.8	0.3	0.8
Commercial screen printing, excluding on garments, apparel accessories, & other fabric articles.....	09	471101	11.7	0.2	2.7	0.0	1.3	0.0
Screen printing (excluding on textiles, apparel, apparel accessories, and labels).....	09	4711012	11.7	0.2	2.7	0.0	1.3	0.0
Other commercial and general job screen printing.....	09	47110123	4.5	0.4	0.0	0.0	0.0	0.0
Digital printing.....	09	471103	11.8	0.4	0.7	1.0	0.0	1.2
Blankbooks, binders, and bookbinding work.....	09	48	11.7	0.2	0.2	0.2	0.2	0.0
Tradebinding and related work.....	09	4802	10.9	0.8	0.5	0.7	0.7	0.0
Miscellaneous binding and postpress work, incl. collating, perforating, folding, gluing, etc.....	09	480203	7.7	0.5	0.0	0.2	0.0	0.0
Softcover, pamphlet, sample book, and other binding of books and materials printed elsewhere.....	09	480204	18.7	1.4	1.3	1.8	1.9	0.0
Services for the printing trade.....	09	49	4.3	0.0	0.0	0.0	0.0	0.0
Prepress services, including platemaking.....	09	4905	4.3	0.0	0.0	0.0	0.0	0.0
Prepress services, excl. platemaking (incl. film, assembled flats, color sep., typesetting, etc.).....	09	490501	5.4	0.0	0.0	0.0	0.0	0.0
Printing plates and cylinders, prepared for printing (excl. blank plates and blank cylinders).....	09	490502	2.6	0.0	0.0	0.0	0.0	0.0
Metals and metal products.....	10	-	-7.1	-3.3	-1.4	-2.3	-2.3	-0.2
Iron and steel.....	10	1	-23.9	-4.7	-4.8	-5.3	-4.5	-2.4
Iron ores.....	10	11	10.8	4.0	-1.0	-0.3	0.4	0.0
Iron ores.....	10	1105	10.8	4.0	-1.0	-0.3	0.4	0.0
Iron ores.....	10	110555	10.8	4.0	-1.0	-0.3	0.4	0.0
Iron and steel scrap.....	10	12	-34.3	-12.6	-8.0	-3.4	-3.9	-2.6
Carbon steel scrap.....	10	1211	-34.8	-12.4	-8.1	-3.9	-3.7	-3.5
Heavy melting scrap.....	10	121191	-32.9	-15.6	-12.2	4.2	-1.6	-0.8
Carbon steel scrap bundles.....	10	121192	-40.7	-22.9	-10.0	-6.8	-7.2	-5.4
Shredded carbon steel scrap.....	10	121193	-34.6	-9.0	-6.1	-7.2	-6.5	-5.6
Cut plate and structural scrap.....	10	121194	-30.2	-8.5	-6.3	-2.5	-1.7	-1.3
Other carbon steel scrap.....	10	121195	-41.7	-11.8	-10.1	-3.0	12.7	0.0
Stainless and other alloy steel scrap.....	10	1212	-32.1	-19.0	-3.4	1.0	-8.4	8.4
Stainless and other alloy steel scrap.....	10	121208	-32.1	-19.0	-3.4	1.0	-8.4	8.4
Cast iron scrap.....	10	1213	-22.5	-8.9	-6.1	-2.2	-0.4	-3.0
Cast iron scrap.....	10	121308	-22.5	-8.9	-6.1	-2.2	-0.4	-3.0
Other ferrous scrap.....	10	1215	-39.1	-13.5	-20.6	8.0	-2.8	10.8
Other ferrous scrap.....	10	121501	-39.1	-13.5	-20.6	8.0	-2.8	10.8
Foundry and forge shop products.....	10	15	14.5	0.9	-1.4	0.0	-0.4	0.4
Pressure and soil pipe & fittings, cast iron.....	10	1502	25.8	-0.2	1.3	-0.5	-0.5	7.0
Pressure pipe & fittings, cast iron.....	10	15021	24.8	-0.2	1.6	-0.6	-0.6	8.9
Pressure pipe & fittings, ductile iron.....	10	150211	25.1	-0.2	1.7	-0.6	-0.7	9.1
Other gray and ductile iron castings.....	10	1504	9.8	1.1	0.1	-0.3	1.3	0.0
Ductile iron castings (excluding pressure pipe & fittings).....	10	150413	9.3	-0.1	0.3	-0.2	1.4	-0.1
Ductile iron castings for automotive uses.....	10	1504131	1.9	-0.1	-0.3	-0.1	0.3	-0.1
Ductile iron castings for all other uses.....	10	1504132	15.3	-0.1	0.9	-0.2	2.1	0.0
Gray iron castings (excluding soil & pressure pipe & fittings).....	10	150419	10.5	2.1	-0.1	-0.4	1.3	0.0
Steel investment castings.....	10	1506	14.8	3.7	-1.4	0.0	-2.2	0.0
Steel investment castings.....	10	150624	14.8	3.7	-1.4	0.0	-2.2	0.0

See footnotes at end of table.

Table 7. Producer price index percentage changes for commodity and service groupings and individual items, not seasonally adjusted — Continued
[November 2022]

Title	Commodity code		Unadjusted 12-month percent change ¹ Nov. 2021 to Nov. 2022 ^P	Unadjusted 1-month percent change ¹				
	Group code	Item code		June to July	July to Aug. ^P	Aug. to Sept. ^P	Sept. to Oct. ^P	Oct. to Nov. ^P
Carbon steel castings, except investment.....	10	1507	9.9	0.5	-0.1	-0.5	0.0	0.0
Carbon steel castings, except investment.....	10	150701	9.9	0.5	-0.1	-0.5	0.0	0.0
High alloy steel castings, excluding investment.....	10	1508	33.2	4.5	-3.2	0.0	0.0	0.0
High alloy steel castings, excluding investment.....	10	150801	33.2	4.5	-3.2	0.0	0.0	0.0
Other alloy steel castings, except investment.....	10	1509	15.9	3.6	0.0	0.4	-1.0	0.0
Other alloy steel castings, except investment.....	10	150901	15.9	3.6	0.0	0.4	-1.0	0.0
Other forge shop products.....	10	1513	13.8	-0.8	-3.2	0.2	-1.0	-0.5
Closed die forgings, ferrous.....	10	151359	9.2	0.2	-3.5	1.4	-0.7	-1.1
Hot impression die impact, press and upset steel forgings.....	10	15135912	8.2	0.2	-3.7	0.1	-0.8	-1.1
Hot impression die impact, press, and upset carbon steel forgings.....	10	151359121	5.1	-	-	0.2	-1.2	-1.1
Hot impression die impact, press, & upset alloy steel forgings, except stainless and high temp.....	10	151359122	6.4	-0.6	-1.8	0.1	-0.5	-1.4
Steel mill products.....	10	17	-26.6	-3.8	-4.8	-6.7	-5.5	-3.0
Semifinished steel mill products.....	10	1702	-1.9	-1.5	-3.6	-3.3	-2.1	-2.9
Hot rolled steel bars, plates, and structural shapes.....	10	1704	7.1	-0.3	-2.4	-2.5	-1.4	-0.7
Hot rolled steel bars, plates, & structural shapes, alloy.....	10	170406	-	-2.1	-	-	-	-
Hot rolled steel bars, plates, and structural shapes, carbon.....	10	170410	6.5	-0.2	-2.9	-2.5	-1.2	-0.4
Steel wire.....	10	1705	16.5	-0.6	3.4	-2.2	-2.0	-0.9
Steel wire, carbon.....	10	170501	10.7	-0.6	-2.6	-1.9	-1.0	-1.7
Steel wire, stainless steel.....	10	170502	-	0.0	23.1	-2.7	-4.3	-
Steel pipe and tube.....	10	1706	0.1	-0.3	-1.0	-0.7	-1.4	-1.9
Steel pipe and tube, carbon.....	10	170652	-3.1	-0.8	-1.7	-1.1	-2.5	-2.2
Steel pipe and tube, stainless steel.....	10	170674	13.5	-4.0	-2.3	-3.4	-0.4	-0.7
Cold rolled steel sheet and strip.....	10	1707	-50.0	-7.3	-2.8	-13.2	-16.5	-3.3
Cold rolled steel sheet and strip.....	10	170710	-50.0	-7.3	-2.8	-13.2	-16.5	-3.3
Cold finished steel bars and bar shapes.....	10	1708	2.3	0.4	0.0	-1.2	-3.2	-0.7
Cold finished steel bars and bar shapes.....	10	170810	2.3	0.4	0.0	-1.2	-3.2	-0.7
Electrometallurgical ferroalloy products.....	10	1712	41.6	0.9	-10.5	-2.4	-2.7	-1.5
Electrometallurgical ferroalloy products.....	10	171201	41.6	0.9	-10.5	-2.4	-2.7	-1.5
Nonferrous metals.....	10	2	-4.6	-6.3	1.1	-1.7	-3.0	2.5
Nonferrous metal ores.....	10	21	-4.9	-9.6	3.7	-2.3	-5.4	5.2
Other metal ores.....	10	2112	-	0.0	0.0	-2.5	-9.1	-
Other metal ores.....	10	211201	-	0.0	0.0	-2.5	-9.1	-
Primary nonferrous metals.....	10	22	-9.2	-9.6	1.6	-4.8	-2.7	7.2
Primary nonferrous metals.....	10	2201	-9.2	-9.6	1.6	-4.8	-2.7	7.2
Copper cathode and refined copper.....	10	220131	-	-5.5	1.7	-0.1	-0.9	-
Other nonferrous metals, unalloyed.....	10	220181	-15.4	-11.5	-0.6	-5.4	-2.9	4.8
Nonferrous scrap.....	10	23	-10.5	-9.9	5.0	-1.9	-4.4	1.5
Copper base scrap.....	10	2301	-9.5	-15.2	3.0	1.2	-2.9	9.7
No. 1 copper scrap, including wire.....	10	230101	-12.7	-17.3	3.2	1.4	-4.5	11.6
No. 2 copper scrap, including wire.....	10	230102	-12.4	-18.3	3.3	2.3	-4.7	12.4
Yellow brass scrap.....	10	230103	-	-23.1	7.9	1.4	-0.2	-
Other copper and brass scrap.....	10	230104	-	-0.4	-0.9	0.0	-0.3	-
Aluminum base scrap.....	10	2302	-22.2	-25.4	8.5	-4.7	-7.4	-0.9
Used beverage can scrap.....	10	230205	-17.1	-16.0	1.3	-5.9	-7.7	8.8
Other old aluminum base scrap.....	10	230206	-11.0	-12.0	-1.7	-2.2	1.4	1.2
Other nonferrous scrap (including lead, zinc and precious metals).....	10	2303	0.1	13.1	3.7	-1.7	-3.0	-2.1
Other nonferrous scrap (including lead, zinc and precious metals).....	10	230309	0.1	13.1	3.7	-1.7	-3.0	-2.1
Secondary nonferrous metals.....	10	24	1.1	-5.8	2.3	-4.3	-2.3	5.3
Secondary aluminum.....	10	2402	0.8	-4.0	-2.9	-1.7	-3.7	-2.1
Secondary aluminum.....	10	240229	0.8	-4.0	-2.9	-1.7	-3.7	-2.1
Secondary copper, alloyed and unalloyed.....	10	2403	-5.3	-4.2	0.2	-3.7	-4.7	2.4
Secondary copper, alloyed and unalloyed.....	10	240339	-5.3	-4.2	0.2	-3.7	-4.7	2.4
Secondary precious metals.....	10	2406	7.4	-7.4	5.6	-5.1	-3.7	15.8
Secondary precious metals.....	10	240669	7.4	-7.4	5.6	-5.1	-3.7	15.8
All other miscellaneous secondary nonferrous metals.....	10	2408	-9.8	-7.7	8.8	-8.8	5.9	-0.3
Nonferrous mill shapes.....	10	25	-8.1	-4.8	-2.4	-0.5	-3.5	0.3
Aluminum mill shapes.....	10	2501	-12.7	-4.3	-4.0	-1.4	-3.1	-1.9
Aluminum sheet and strip.....	10	250105	-19.3	-5.3	-5.4	-1.5	-3.1	-2.3
Extruded aluminum rod, bar, and other extruded shapes.....	10	250162	-10.1	-5.9	-4.1	-0.4	-4.4	-1.1
Aluminum extruded and drawn pipe and tube.....	10	250163	-13.4	-6.6	-4.4	-0.4	-4.7	-1.3
Copper and brass mill shapes.....	10	2502	-7.8	-10.7	0.1	1.1	-4.9	5.4
Copper and copper alloy sheet, strip and plate.....	10	250237	1.8	-13.2	3.7	0.1	-2.1	7.2

See footnotes at end of table.

Table 7. Producer price index percentage changes for commodity and service groupings and individual items, not seasonally adjusted — Continued
 [November 2022]

Title	Commodity code		Unadjusted 12-month percent change ¹	Unadjusted 1-month percent change ¹				
	Group code	Item code		Nov. 2021 to Nov. 2022 ^P	June to July	July to Aug. ^P	Aug. to Sept. ^P	Sept. to Oct. ^P
Copper and copper alloy rod, bar and shapes.....	10	250238	-10.5	-13.5	0.4	-0.2	-2.6	7.5
Copper and copper alloy pipe and tube.....	10	250239	-7.7	-3.4	-2.6	4.2	-10.7	0.1
Nickel and nickel-base alloy mill shapes.....	10	2504	20.3	10.7	-2.8	-1.5	-3.5	-2.4
Nickel and nickel-base alloy mill shapes.....	10	250466	20.3	10.7	-2.8	-1.5	-3.5	-2.4
Titanium and titanium-base alloy mill shapes.....	10	2505	17.3	7.0	0.0	0.7	0.5	0.0
Titanium and titanium-base alloy mill shapes.....	10	250505	17.3	7.0	0.0	0.7	0.5	0.0
Other nonferrous mill shapes.....	10	2519	1.0	-1.0	-0.8	-0.3	-3.5	0.5
All other nonferrous metal mill shapes, except precious metal.....	10	251935	4.9	1.0	-1.2	0.2	-5.1	0.8
Nonferrous wire and cable.....	10	26	0.4	-2.8	-0.1	-1.0	-0.1	0.4
Nonferrous wire and cable.....	10	2603	0.4	-2.8	-0.1	-1.0	-0.1	0.4
Electronic wire and cable.....	10	260301	-0.4	-4.1	2.1	-2.4	3.0	0.3
Copper wire and cable.....	10	260314	-12.1	-4.3	-5.3	-1.8	-0.2	0.5
Power wire and cable.....	10	260332	3.2	1.1	0.7	-0.1	-	-
Fiber optic cable.....	10	260333	16.9	0.0	7.2	0.2	0.0	0.0
Other wire and cable.....	10	260398	7.6	1.5	-0.6	-2.0	1.0	-0.2
Nonferrous forge shop products.....	10	27	7.6	0.4	0.6	0.0	-2.1	0.4
Nonferrous forge shop products.....	10	2701	7.6	0.4	0.6	0.0	-2.1	0.4
Nonferrous forge shop products.....	10	270111	7.6	0.4	0.6	0.0	-2.1	0.4
Hot impression die, impact, press and upset aluminum and other nonferrous forgings.....	10	2701111	8.2	0.5	0.6	0.0	-2.2	0.4
Hot impression die, impact, press and upset aluminum and aluminum alloy forgings.....	10	27011111	5.4	0.9	-0.1	0.0	-4.2	0.2
Hot impression die, impact, press and upset titanium and titanium alloy forgings.....	10	27011112	11.1	0.0	0.0	0.0	0.0	0.0
Other nonferrous hot impression die impact, press, and upset forgings.....	10	27011113	11.6	0.0	5.4	0.0	0.0	2.5
Nonferrous foundry shop products.....	10	28	12.5	0.4	0.1	1.1	-0.5	1.5
Aluminum castings.....	10	2802	11.8	0.9	0.1	1.0	-0.4	2.1
Aluminum die-castings.....	10	280207	11.2	0.4	-0.1	0.0	-0.6	2.7
Aluminum castings, excluding die-castings.....	10	280208	13.1	1.9	0.6	3.0	0.1	1.1
Castings, nonferrous (except aluminum).....	10	2807	13.7	-0.5	0.0	1.3	-0.6	0.3
Castings, nonferrous (except aluminum).....	10	280701	13.7	-0.5	0.0	1.3	-0.6	0.3
Nonferrous die-castings (except aluminum).....	10	2807011	25.5	0.4	-1.3	1.8	-1.0	-0.4
Copper base castings (excluding die-castings).....	10	2807013	2.7	-2.2	-0.3	1.3	-0.4	1.5
Metal containers.....	10	3	19.4	-1.5	0.1	0.6	-1.7	-0.5
Metal cans and can components.....	10	31	25.6	-1.9	0.0	0.7	-2.0	0.0
Steel cans and tinware end products.....	10	3102	39.0	-0.4	0.0	1.9	0.0	0.0
Steel cans and tinware end products.....	10	310231	39.0	-0.4	0.0	1.9	0.0	0.0
Aluminum cans and can components.....	10	3103	18.4	-2.7	0.0	0.0	-3.2	0.0
Aluminum cans and can components.....	10	310331	18.4	-2.7	0.0	0.0	-3.2	0.0
Barrels, drums, pails and other metal containers.....	10	32	1.9	0.1	0.5	0.2	-0.8	-2.3
Barrels, drums, pails and other metal containers.....	10	3201	1.9	0.1	0.5	0.2	-0.8	-2.3
Steel shipping barrels and drums (excl. beer barrels) (more than 12-gallon capacity).....	10	320106	-10.7	0.3	1.6	0.6	-2.7	-7.9
All other metal containers.....	10	320107	10.7	0.0	0.0	0.0	0.0	0.0
Hardware.....	10	4	5.9	1.2	0.5	0.0	0.2	0.4
Hardware, n.e.c.....	10	41	4.7	1.5	0.6	0.0	-0.4	0.5
Builders' hardware.....	10	4101	5.7	3.2	1.0	0.0	-0.6	0.1
Builders' hardware (lock units, key blanks, door & window hardware, cabinet hardware, etc.).....	10	410104	5.7	3.2	1.0	0.0	-0.6	0.1
Transportation equipment hardware.....	10	4103	3.0	-0.3	0.4	0.0	-0.3	1.4
Motor vehicle hardware.....	10	410311	2.3	-0.9	0.0	0.0	0.0	3.0
Other transportation equipment hardware, incl. marine & aircraft (excl. motor vehicle hardware).....	10	410341	5.1	1.3	1.8	0.0	-1.1	-3.3
Furniture hardware.....	10	4104	7.7	-0.4	0.0	0.0	0.0	-0.4
Furniture hardware.....	10	410411	7.7	-0.4	0.0	0.0	0.0	-0.4
Other miscellaneous hardware.....	10	4105	3.1	0.5	0.1	0.0	-0.1	0.1
Other miscellaneous hardware.....	10	410502	3.1	0.5	0.1	0.0	-0.1	0.1
Hand and edge tools.....	10	42	8.0	0.7	0.2	0.0	1.3	0.3
Hand and edge tools.....	10	4201	8.0	0.7	0.2	0.0	1.3	0.3
Mechanics hand service tools.....	10	420135	7.4	1.4	0.5	-0.9	1.7	0.7
Edge tools, hand operated.....	10	420145	8.7	0.0	0.0	2.3	0.0	0.0
All other misc handtools, including cutting dies, machine & power-driven (except metal cutting).....	10	420155	8.1	0.3	0.0	0.0	0.3	0.0
All other handtools, n.e.c.....	10	4201554	7.9	0.5	0.0	0.0	0.4	0.0

See footnotes at end of table.

Table 7. Producer price index percentage changes for commodity and service groupings and individual items, not seasonally adjusted — Continued
 [November 2022]

Title	Commodity code		Unadjusted 12-month percent change ¹	Unadjusted 1-month percent change ¹				
	Group code	Item code		Nov. 2021 to Nov. 2022 ^P	June to July	July to Aug. ^P	Aug. to Sept. ^P	Sept. to Oct. ^P
Saw blades and handsaws.....	10	420168	8.8	0.0	0.0	0.0	3.0	0.0
Plumbing fixtures and fittings.....	10	5	10.5	0.2	-0.3	0.6	0.4	0.1
Plumbing fixture fittings and trim.....	10	54	9.9	0.6	0.1	0.0	0.5	0.0
Plumbing fixtures, fittings, and trim.....	10	5402	9.9	0.6	0.1	0.0	0.5	0.0
Lavatory and sink fittings.....	10	540218	11.8	0.2	1.9	0.0	0.5	0.0
Miscellaneous plumbing fixtures, fittings, and trim.....	10	540223	10.1	1.7	-1.8	0.0	0.0	0.0
Enameled iron & metal sanitary ware.....	10	56	17.2	-1.0	-1.6	1.9	0.3	0.6
Enameled iron and metal sanitary ware.....	10	5601	17.2	-1.0	-1.6	1.9	0.3	0.6
Enameled iron and metal sanitary ware.....	10	560102	17.2	-1.0	-1.6	1.9	0.3	0.6
Heating equipment.....	10	6	14.7	0.3	0.5	0.2	0.3	2.2
Steam and hot water equipment.....	10	61	20.6	0.8	2.0	0.7	0.0	0.0
Steam and hot water equipment.....	10	6101	20.6	0.8	2.0	0.7	0.0	0.0
Cast iron heating boilers, radiators and convectors.....	10	610106	27.1	1.0	2.4	0.0	0.0	0.0
Furnaces and heaters, including parts.....	10	62	18.4	-0.7	0.7	0.1	0.5	2.9
Furnaces and heaters, including parts.....	10	6201	18.4	-0.7	0.7	0.1	0.5	2.9
Furnaces and heaters, including parts.....	10	620146	18.4	-0.7	0.7	0.1	0.5	2.9
Warm air furnaces, including parts.....	10	6201461	19.1	-1.0	0.6	0.1	0.4	2.8
Warm air furnaces.....	10	62014611	15.2	-1.2	0.6	0.1	0.5	3.2
Floor and wall furnaces, unit heaters, infrared heaters, & mechanical stokers, including parts.....	10	6201462	14.6	1.1	1.8	0.0	0.8	3.5
Other heating equipment, non-electric, including parts.....	10	63	21.4	1.5	0.1	0.2	0.4	5.2
Other heating equipment, non-electric, including parts.....	10	6301	21.4	1.5	0.1	0.2	0.4	5.2
Other heating equipment, non-electric, including parts.....	10	630161	21.4	1.5	0.1	0.2	0.4	5.2
Domestic heating stoves.....	10	64	9.3	0.9	0.0	0.0	0.0	0.0
Domestic heating stoves.....	10	6401	9.3	0.9	0.0	0.0	0.0	0.0
Domestic heating stoves.....	10	640141	9.3	0.9	0.0	0.0	0.0	0.0
Domestic water heaters.....	10	66	3.6	0.0	0.0	0.0	0.0	0.0
Domestic water heaters.....	10	6601	3.6	0.0	0.0	0.0	0.0	0.0
Household water heaters, electric, for permanent installation.....	10	660101	4.3	0.0	0.0	0.0	0.0	0.0
Household water heaters, except electric.....	10	660114	3.1	0.0	0.0	0.0	0.0	0.1
Fabricated structural metal products.....	10	7	7.7	-0.4	0.1	-0.6	-0.5	-0.5
Metal doors, sash, and trim.....	10	71	11.2	0.3	0.1	-1.6	0.7	0.1
Metal doors and frames (except storm).....	10	7102	10.0	0.3	0.1	-0.7	0.6	0.2
Metal doors and frames (except storm).....	10	710209	10.0	0.3	0.1	-0.7	0.6	0.2
Metal windows (except storm sash).....	10	7103	17.6	0.3	0.5	-0.4	1.2	0.0
Metal windows (except storm sash).....	10	710313	17.6	0.3	0.5	-0.4	1.2	0.0
Metal molding and trim and store fronts.....	10	7104	6.4	0.0	0.0	-8.7	0.6	0.0
Metal molding and trim and store fronts.....	10	710413	6.4	0.0	0.0	-8.7	0.6	0.0
Metal combination screen, storm sash, and storm doors.....	10	7105	10.1	0.0	0.0	0.0	1.8	0.0
Metal combination screen, storm sash, and storm doors.....	10	710515	10.1	0.0	0.0	0.0	1.8	0.0
Metal window and door screens (except combination screens) and metal weather strip.....	10	7107	13.3	0.0	0.0	0.0	0.1	0.0
Metal window and door screens (except combination screens) and metal weather strip.....	10	710717	13.3	0.0	0.0	0.0	0.1	0.0
Metal tanks.....	10	72	11.1	0.6	0.2	0.4	0.2	0.0
Metal tanks.....	10	7201	11.1	0.6	0.2	0.4	0.2	0.0
Metal tanks, heavy gauge, including field-erected.....	10	720123	11.1	0.6	0.2	0.4	0.2	0.0
Sheet metal products.....	10	73	10.1	0.5	1.1	-0.7	0.4	-1.3
Sheet metal products.....	10	7301	10.1	0.5	1.1	-0.7	0.4	-1.3
Sheet metal air-conditioning ducts and stove pipe.....	10	730120	18.8	0.0	0.0	0.1	0.0	0.0
Sheet metal roofing and roof drainage equipment.....	10	730170	9.4	-1.4	-0.5	-0.4	2.5	-4.1
Sheet metal electronic enclosures.....	10	7301C	12.0	2.7	-0.4	0.1	0.0	-0.1
Steel sheet metal computer & peripheral equipment enclosures.....	10	7301C1	3.1	-0.1	-0.3	0.1	0.8	-0.1
Aluminum sheet metal computer & peripheral equipment enclosures.....	10	7301C2	20.6	0.9	-0.9	0.1	0.0	0.0
Other sheet metal electronic enclosures (excl. computers).....	10	7301C3	13.9	5.1	-0.2	0.0	-0.4	-0.1
Other sheet metal work.....	10	7301G	11.4	1.7	-0.1	1.7	0.4	-1.0
Aluminum and other sheet metal work.....	10	7301G3	4.0	0.6	-0.2	0.1	0.7	-1.5
Structural, architectural, and pre-engineered metal products.....	10	74	7.0	-1.3	-0.5	-0.7	-1.0	-0.4
Fabricated structural metal.....	10	7405	10.2	-1.2	-0.5	-1.1	-1.7	-0.7
Fabricated structural metal bar joists and concrete reinforcing bars.....	10	74051	3.7	-1.5	-1.5	-1.4	-2.8	-1.0
Fabricated structural iron & steel for industrial bldgs metal bar joists, short span.....	10	740510	4.3	0.8	-0.6	-3.2	-5.9	-1.3

See footnotes at end of table.

Table 7. Producer price index percentage changes for commodity and service groupings and individual items, not seasonally adjusted — Continued
 [November 2022]

Title	Commodity code		Unadjusted 12-month percent change ¹	Unadjusted 1-month percent change ¹				
	Group code	Item code		Nov. 2021 to Nov. 2022 ^P	June to July	July to Aug. ^P	Aug. to Sept. ^P	Sept. to Oct. ^P
Fabricated structural iron & steel for commercial, residential, institutional, & public bldgs.....	10	740514	3.6	-1.9	-1.7	-1.0	-2.2	-0.9
Other fabricated structural metal, including for bridges.....	10	74055	21.1	-0.8	1.0	-0.6	0.0	-0.2
Fabricated structural metal for bridges.....	10	740553	18.3	-3.5	6.1	-1.1	2.7	0.2
Other fabricated structural iron and steel, aluminum, and other metals..	10	740554	21.6	-0.4	0.3	-0.5	-0.5	-0.3
Custom roll form products.....	10	7407	-4.2	-2.5	0.1	-0.1	-0.2	0.1
Custom roll form products.....	10	740775	-4.2	-2.5	0.1	-0.1	-0.2	0.1
Ornamental and architectural metal work.....	10	7408	14.4	0.8	0.1	0.2	0.0	-0.3
Iron, steel, and aluminum stairs, staircases and fire escapes.....	10	740803	12.2	0.0	-0.2	-0.1	-0.1	-0.3
Steel and aluminum fences, gates (not wire), and railings and window guards.....	10	740813	13.2	1.8	0.5	1.3	0.0	0.0
Other architectural and ornamental metal work.....	10	74082	27.5	0.0	0.3	0.2	0.0	0.0
Other aluminum and metal architectural and ornamental work.....	10	740821	37.9	0.0	1.1	0.5	0.0	0.0
Other iron and steel architectural and ornamental work.....	10	740822	23.7	0.0	-0.1	0.1	0.0	0.0
Metal stalls and corrals.....	10	740824	-	0.0	-	-	-	-
Fabricated metal pipe, tube, and fittings.....	10	7411	1.4	-2.4	-2.0	-1.1	-0.4	0.1
Fabricated metal pipe, tube, and fittings.....	10	741151	1.4	-2.4	-2.0	-1.1	-0.4	0.1
Heat exchangers and steam condensers.....	10	75	12.1	1.5	0.1	2.1	0.3	0.0
Heat exchangers, steam condensers, and steel power boilers.....	10	7501	12.1	1.5	0.1	2.1	0.3	0.0
Heat exchangers and steam condensers (except for nuclear applications).....	10	750103	12.9	2.1	0.1	2.7	0.0	0.0
Steel power boilers, incl. parts and attachments (excl. nuclear applications).....	10	750106	-	-	-	-	1.7	-
Fabricated steel plate.....	10	76	4.9	0.4	0.3	0.0	0.0	-1.0
Fabricated steel plate.....	10	7601	4.9	0.4	0.3	0.0	0.0	-1.0
Fabricated steel plate.....	10	760102	4.9	0.4	0.3	0.0	0.0	-1.0
Prefabricated metal buildings.....	10	79	-2.5	-1.2	1.3	-2.0	-2.6	-0.1
Prefabricated metal building systems (excl. farm service bldgs, residential bldgs, and parts).....	10	7901	-2.6	-1.5	-0.5	-0.7	-2.2	0.0
Prefabricated metal building systems (excl. farm service bldgs, residential bldgs, and parts).....	10	790101	-2.6	-1.5	-0.5	-0.7	-2.2	0.0
Industrial & commercial prefab metal building systems (excl farm svc bldgs, residential, parts).....	10	7901012	-2.8	-1.6	-0.5	-0.7	-2.4	0.0
Farm service buildings and other prefabricated and portable buildings, steel and aluminum.....	10	7902	1.4	-1.4	-0.4	-0.6	-1.9	0.0
Farm service buildings and other prefabricated and portable buildings, steel and aluminum.....	10	790201	1.4	-1.4	-0.4	-0.6	-1.9	0.0
Panels, parts, and sections for prefabricated buildings, steel and aluminum.....	10	7903	-5.8	0.5	11.3	-9.1	-5.1	-0.7
Panels, parts, and sections for prefabricated buildings, steel and aluminum.....	10	790354	-5.8	0.5	11.3	-9.1	-5.1	-0.7
Miscellaneous metal products.....	10	8	9.7	0.4	0.6	0.1	0.3	0.4
Bolts, nuts, screws, rivets, and washers.....	10	81	16.7	1.1	2.7	0.3	-0.7	0.1
Externally threaded fasteners, except aircraft types.....	10	8102	14.3	1.9	-0.6	0.0	-2.0	-0.1
Hex bolts, including heavy, tap-and-joint.....	10	810206	7.7	2.3	0.0	1.6	-2.4	-2.8
Cap, set, machine, lag, flange, and self-locking screws, except aircraft types.....	10	810231	26.3	1.7	-1.0	-0.7	-1.5	-0.6
Other metal bolts, incl. square, round, plow, high-strength structural, and bent.....	10	810262	5.0	1.4	0.0	0.0	-6.7	0.0
Other externally threaded metal fasteners, including studs, except aircraft types.....	10	810263	9.4	2.2	-0.5	-0.2	-0.8	1.9
Internally threaded fasteners, except aircraft types.....	10	8103	7.6	1.5	0.3	0.6	-0.3	0.7
Internally threaded fasteners, except aircraft types.....	10	810312	7.6	1.5	0.3	0.6	-0.3	0.7
Nonthreaded metal fasteners, except aircraft types.....	10	8104	14.7	1.5	0.1	3.5	1.2	0.4
Nonthreaded metal fasteners, except aircraft types.....	10	810424	14.7	1.5	0.1	3.5	1.2	0.4
Aircraft fasteners, except plastics (including aerospace).....	10	8105	29.7	0.0	9.7	0.0	0.1	0.0
Aircraft fasteners, except plastics (including aerospace).....	10	810536	29.7	0.0	9.7	0.0	0.1	0.0
Formed products, except fasteners, made by cold-, warm-, or hot-heading processes.....	10	8106	2.7	0.0	0.1	0.0	0.0	0.0
Formed products, except fasteners, made by cold-, warm-, or hot-heading processes.....	10	810648	2.7	0.0	0.1	0.0	0.0	0.0
Lighting fixtures.....	10	83	7.4	0.3	0.2	0.9	0.0	0.0
Residential electric lighting fixtures, except portable.....	10	8302	5.7	0.7	-0.3	0.2	0.0	0.0
Residential electric lighting fixtures, except portable.....	10	830225	5.7	0.7	-0.3	0.2	0.0	0.0
Commercial, institutional and industrial electric lighting fixtures.....	10	8303	6.9	0.4	0.0	1.6	0.0	0.0
Commercial and institutional electric lighting fixtures, including parts and accessories.....	10	830302	5.7	0.5	0.0	0.2	0.0	0.0
Industrial electric lighting fixtures, including parts and accessories.....	10	830304	11.1	0.0	0.0	6.6	0.0	0.0

See footnotes at end of table.

Table 7. Producer price index percentage changes for commodity and service groupings and individual items, not seasonally adjusted — Continued
 [November 2022]

Title	Commodity code		Unadjusted 12-month percent change ¹	Unadjusted 1-month percent change ¹				
	Group code	Item code		Nov. 2021 to Nov. 2022 ^P	June to July	July to Aug. ^P	Aug. to Sept. ^P	Sept. to Oct. ^P
Other lighting equipment.....	10	8305	8.6	0.0	0.5	0.0	0.0	0.0
Outdoor lighting equipment (including parts and accessories).....	10	830522	9.7	0.0	0.9	0.0	0.0	0.0
All other miscellaneous electric and nonelectric lighting equipment, incl parts and accessories.....	10	830524	6.9	0.0	0.0	0.0	0.1	0.0
Ammunition, except for small arms.....	10	85	—	0.5	4.2	0.7	1.6	0.0
Ammunition, except for small arms.....	10	8501	—	0.5	4.2	0.7	1.6	0.0
Ammunition, except for small arms.....	10	850101	—	0.5	4.2	0.7	1.6	0.0
Ordnance and ordnance accessories, n.e.c.....	10	86	15.2	5.4	0.0	0.0	0.0	0.0
Ordnance and ordnance accessories, n.e.c.....	10	8601	15.2	5.4	0.0	0.0	0.0	0.0
Ordnance and ordnance accessories, n.e.c.....	10	860101	15.2	5.4	0.0	0.0	0.0	0.0
Fabricated ferrous wire products.....	10	88	14.3	0.5	0.3	-0.6	2.1	-0.2
Ferrous wire rope, cable, forms and strand.....	10	8801	18.2	-0.2	0.1	-0.1	0.3	0.1
Ferrous wire rope, cable, forms and strand.....	10	880101	18.2	-0.2	0.1	-0.1	0.3	0.1
Ferrous wire cloth, other woven wire products.....	10	8807	8.3	0.4	0.4	0.8	0.9	0.0
Ferrous wire cloth, other woven wire products.....	10	880701	8.3	0.4	0.4	0.8	0.9	0.0
Other fabricated ferrous wire products.....	10	8809	13.2	0.9	0.5	-0.8	3.6	-0.4
Steel fencing and fence gates.....	10	880993	-1.3	0.2	0.3	-0.3	-3.4	-1.9
Other fabricated ferrous wire products, n.e.c.....	10	880996	17.0	1.1	0.5	-0.9	5.3	-0.1
Steel nails, staples, tacks, spikes and brads.....	10	8812	11.9	0.3	-0.1	-3.9	0.0	0.0
Steel nails, staples, tacks, spikes and brads.....	10	881201	11.9	0.3	-0.1	-3.9	0.0	0.0
Other miscellaneous metal products.....	10	89	8.6	0.3	0.3	0.0	0.2	0.5
Wire springs.....	10	8904	41.0	3.0	-0.9	1.1	0.2	0.2
Precision mechanical wire springs.....	10	890424	22.0	8.0	-2.4	0.2	0.6	0.5
Precision mechanical extension- and torsion-type wire springs.....	10	8904241	22.2	5.5	2.2	0.3	1.4	-0.3
Precision mechanical compression-type springs.....	10	8904242	21.9	9.1	-4.3	0.1	0.2	0.9
Other metal products.....	10	8905	7.0	0.2	0.4	0.0	-0.1	-0.1
Automotive job stampings.....	10	890507	5.4	0.2	-0.3	-0.1	0.1	-0.1
Precision turned products, automotive.....	10	890521	-1.7	0.0	0.0	0.0	-0.5	0.0
Precision turned products, except automotive.....	10	890522	18.8	0.7	3.4	0.9	0.0	0.3
Metal powders, paste, and flake.....	10	890564	-0.8	0.0	-2.1	0.0	0.0	0.0
Powder metallurgy parts, except bearings, gears, etc.....	10	890571	—	0.8	-0.1	-0.2	-2.1	—
Other fabricated metal products.....	10	890589	4.5	-0.5	-0.6	-1.0	-0.2	-0.6
Metal stampings n.e.c.....	10	8907	2.1	0.3	0.5	0.0	-0.5	0.0
Metal job stampings, except automotive.....	10	890701	3.3	-0.3	0.7	0.0	-0.2	0.0
Recreational vehicle metal job stamping.....	10	8907011	—	0.0	0.0	-0.2	0.6	—
Motor and generator metal job stamping.....	10	8907012	-5.8	0.0	0.0	0.0	-6.3	0.0
Other metal job stampings.....	10	8907013	4.4	-0.2	0.7	0.0	-0.1	0.0
Metal foil and leaf.....	10	8908	21.8	0.0	0.1	0.1	10.3	0.0
Flexible packaging foil.....	10	890811	21.8	0.0	0.1	0.1	10.3	0.0
Heavy gauge springs.....	10	8909	55.7	-0.2	0.9	-1.2	0.0	36.4
Hot formed steel springs, except wire.....	10	890912	—	0.0	1.7	-2.0	—	—
Cold formed steel springs, except wire.....	10	890913	113.2	-0.4	0.1	-0.3	0.0	72.4
Machinery and equipment.....	11	—	9.5	0.6	0.5	0.3	0.5	0.4
Agricultural machinery and equipment.....	11	1	14.4	0.3	0.7	1.0	1.9	-0.1
Agricultural machinery and equipment.....	11	14	14.4	0.3	0.7	1.0	1.9	-0.1
Commercial turf and grounds care equipment, including parts and attachments.....	11	1401	10.6	0.0	2.3	0.0	0.6	0.4
Commercial turf and grounds care equipment, including parts and attachments.....	11	140111	10.6	0.0	2.3	0.0	0.6	0.4
Farm plows, harrows, rollers, pulverizers, etc., and attachments.....	11	1402	29.3	0.0	2.5	3.3	0.0	0.0
Farm plows, harrows, rollers, pulverizers, etc., and attachments.....	11	140211	29.3	0.0	2.5	3.3	0.0	0.0
Farm dairy equipment, sprayers and dusters, farm blowers, and attachments.....	11	1404	13.5	3.6	0.1	0.0	0.0	-0.3
Farm dairy equipment, sprayers and dusters, farm blowers, and attachments.....	11	140411	13.5	3.6	0.1	0.0	0.0	-0.3
Planting, seeding, and fertilizing machinery and attachments.....	11	1405	14.2	-6.2	0.1	3.4	0.0	0.0
Planting, seeding, and fertilizing machinery and attachments.....	11	140511	14.2	-6.2	0.1	3.4	0.0	0.0
Harvesting machinery (except hay and straw) and attachments.....	11	1406	19.0	0.9	0.0	0.0	6.7	0.0
Harvesting machinery (except hay and straw) and attachments.....	11	140611	19.0	0.9	0.0	0.0	6.7	0.0
Haying machinery and attachments.....	11	1407	16.0	0.0	0.0	4.7	0.0	0.1
Haying machinery and attachments.....	11	140711	16.0	0.0	0.0	4.7	0.0	0.1
All other farm machinery and equipment, excluding parts, including attachments.....	11	1408	8.2	0.8	1.3	0.4	-0.4	-0.8
All other farm machinery and equipment, excluding parts, including attachments.....	11	140811	8.2	0.8	1.3	0.4	-0.4	-0.8

See footnotes at end of table.

Table 7. Producer price index percentage changes for commodity and service groupings and individual items, not seasonally adjusted — Continued
 [November 2022]

Title	Commodity code		Unadjusted 12-month percent change ¹	Unadjusted 1-month percent change ¹				
	Group code	Item code		Nov. 2021 to Nov. 2022 ^P	June to July	July to Aug. ^P	Aug. to Sept. ^P	Sept. to Oct. ^P
Parts for farm machinery, for sale separately.	11	1409	9.0	1.3	0.6	0.2	0.4	0.3
Parts for farm machinery, for sale separately.	11	140911	9.0	1.3	0.6	0.2	0.4	0.3
Construction machinery and equipment.	11	2	9.7	0.4	2.6	0.1	0.0	0.2
Tractors and attachments, ex. parts.	11	2A	7.5	0.0	3.4	0.0	-0.7	-0.7
Construction machinery for mounting (excluding parts, winches, snow clearing attachments).	11	2A03	9.2	0.0	3.6	0.0	0.0	0.0
Construction machinery for mounting (excluding parts, winches, snow clearing attachments).	11	2A0302	9.2	0.0	3.6	0.0	0.0	0.0
Tractor shovel loaders (skid steer, wheel, crawler, and integral design backhoes).	11	2A04	10.3	0.0	5.1	0.0	0.1	0.1
Tractor shovel loaders (skid steer, wheel, crawler, and integral design backhoes).	11	2A0406	10.3	0.0	5.1	0.0	0.1	0.1
Construction wheel and crawler tractors, dozers, self-propelled log skidders, etc.	11	2A05	5.4	0.0	2.2	0.0	-1.4	-1.3
Construction wheel and crawler tractors, dozers, self-propelled log skidders, etc.	11	2A0501	5.4	0.0	2.2	0.0	-1.4	-1.3
Power cranes, draglines, & shovels (excavators) (incl. surface mining equipment) (excl. parts).	11	2B	11.1	0.5	5.0	0.0	0.3	0.1
Power cranes, draglines, & shovels (excavators) (incl. surface mining equip.) (excluding parts).	11	2B05	11.1	0.5	5.0	0.0	0.3	0.1
Power cranes, draglines, & shovels (excavators) (incl. surface mining equip.) (excluding parts).	11	2B0504	11.1	0.5	5.0	0.0	0.3	0.1
Mixers, pavers, and related equipment (excluding parts).	11	2C	15.6	0.0	4.5	0.0	0.0	1.3
Mixers, pavers, and related equipment (excluding parts).	11	2C01	15.6	0.0	4.5	0.0	0.0	1.3
Mixers, pavers, and related equipment (excluding parts).	11	2C0109	15.6	0.0	4.5	0.0	0.0	1.3
Off-highway, equipment, ex. parts.	11	2D	10.3	0.7	4.0	0.0	0.7	0.3
Off-highway trucks, haulers, truck-type tractor chassis, trailers, etc. (excluding parts).	11	2D02	8.8	1.7	1.4	0.0	1.9	0.3
Off-highway trucks, haulers, truck-type tractor chassis, trailers, etc. (excluding parts).	11	2D0201	8.8	1.7	1.4	0.0	1.9	0.3
Graders, rollers & compactors, rough-terrain forklifts, scrapers, trenchers, etc. (excl. parts).	11	2D03	11.3	0.0	5.6	0.0	0.0	0.4
Graders, rollers & compactors, rough-terrain forklifts, scrapers, trenchers, etc. (excl. parts).	11	2D0301	11.3	0.0	5.6	0.0	0.0	0.4
Misc. construction machinery and equipment.	11	2J	9.0	0.6	0.1	0.0	0.0	0.7
Winches, aerial work platforms, and automotive wrecker hoists, including parts and attachments.	11	2J01	11.0	0.0	0.3	0.0	0.1	0.0
Winches, aerial work platforms, and automotive wrecker hoists, including parts and attachments.	11	2J0101	11.0	0.0	0.3	0.0	0.1	0.0
Other construction machinery and equipment (excluding parts).	11	2J03	6.9	1.3	0.0	0.0	0.0	1.6
Other construction machinery and equipment (excluding parts).	11	2J0301	6.9	1.3	0.0	0.0	0.0	1.6
Parts for construction machinery and equipment, sold separately.	11	2K	13.4	0.2	0.6	1.6	1.1	0.7
Parts for construction machinery and equipment, sold separately.	11	2K01	13.4	0.2	0.6	1.6	1.1	0.7
Parts for cranes, draglines, and shovels (including surface mining equipment) (sold separately).	11	2K0101	23.2	0.4	0.0	6.9	3.3	0.0
Parts for off-highway wheel tractors and shovel loaders (sold separately).	11	2K0102	9.4	0.0	0.0	0.0	0.0	5.6
Parts for other construction machinery (sold separately).	11	2K0103	9.6	0.2	1.1	-0.7	0.1	-0.4
Metalworking machinery and equipment.	11	3	8.9	0.2	0.3	0.2	0.3	0.5
Power-driven handtools, including parts and attachments.	11	32	6.1	0.0	0.0	0.0	0.0	0.0
Power-driven handtools, including parts and attachments.	11	3211	6.1	0.0	0.0	0.0	0.0	0.0
Power-driven handtools, including parts and attachments.	11	321101	6.1	0.0	0.0	0.0	0.0	0.0
Power-driven handtools, pneumatic, hydraulic, and powder-actuated.	11	3211011	6.3	0.0	0.0	0.0	0.0	0.0
Power-driven handtools, electric (except battery powered), including parts.	11	3211014	5.9	0.0	0.0	0.0	0.0	0.0
Welding machines and equipment.	11	33	10.0	0.4	0.7	0.0	-0.8	0.2
Arc welding machines, components, and accessories, excluding electrodes and stud welding equip.	11	3301	16.2	0.0	1.6	0.0	0.0	0.0
Arc welding machines, components, and accessories, excluding electrodes and stud welding equip.	11	330175	16.2	0.0	1.6	0.0	0.0	0.0
Resistance welders, components, accessories, and electrodes.	11	3302	12.5	0.0	0.0	0.0	0.0	0.0
Resistance welders, components, accessories, and electrodes.	11	330276	12.5	0.0	0.0	0.0	0.0	0.0
Gas welding and cutting equipment, parts, attachments, and accessories.	11	3304	8.2	0.0	0.0	0.0	0.0	0.0
Gas welding and cutting equipment, parts, attachments, and accessories.	11	330461	8.2	0.0	0.0	0.0	0.0	0.0

See footnotes at end of table.

Table 7. Producer price index percentage changes for commodity and service groupings and individual items, not seasonally adjusted — Continued
[November 2022]

Title	Commodity code		Unadjusted 12-month percent change ¹	Unadjusted 1-month percent change ¹				
	Group code	Item code		Nov. 2021 to Nov. 2022 ^P	June to July	July to Aug. ^P	Aug. to Sept. ^P	Sept. to Oct. ^P
Other welding equipment, components, and accessories (excluding arc, resistance, and gas).....	11	3306	10.0	2.8	0.0	0.0	0.0	0.0
Other welding equipment, components, and accessories (excluding arc, resistance, and gas).....	11	330629	10.0	2.8	0.0	0.0	0.0	0.0
Industrial process furnaces and ovens.....	11	34	11.1	0.3	0.3	0.0	0.0	0.3
Industrial process furnaces and ovens, except parts and attachments.....	11	3407	10.1	0.0	0.4	0.0	0.0	0.5
Industrial process furnaces and ovens, except parts and attachments.....	11	340711	10.1	0.0	0.4	0.0	0.0	0.5
Parts and attachments for industrial process furnaces and ovens.....	11	3409	14.0	1.1	0.0	0.0	0.0	0.0
Parts and attachments for industrial process furnaces and ovens.....	11	340901	14.0	1.1	0.0	0.0	0.0	0.0
Cutting tools and accessories.....	11	35	6.0	0.3	0.5	0.2	0.4	0.1
Small cutting tools.....	11	3501	5.1	0.2	0.4	0.0	0.5	0.1
End mills and milling cutters.....	11	350144	5.0	0.5	0.0	0.0	1.0	0.5
Threading tools, including blanks, tips and inserts.....	11	350145	8.1	0.2	-1.9	0.0	0.0	0.2
Carbon and high-speed steel, shank, solid, tipped carbide twist drills.....	11	350146	4.8	1.7	0.7	0.0	0.0	0.0
Taps, carbide indexable, and throwaway inserts for machine tools.....	11	350147	6.8	0.0	0.4	0.0	3.7	0.0
Other cutting tools for machine tools, excluding tips and blanks.....	11	350149	4.5	0.0	0.7	0.0	0.0	0.0
Other machine tool attachments and accessories.....	11	3505	11.2	1.0	1.4	1.4	0.8	0.0
Other machine tool attachments and accessories.....	11	350501	11.2	1.0	1.4	1.4	0.8	0.0
Abrasive products.....	11	36	13.5	-0.2	-0.7	-0.5	0.9	2.6
Nonmetallic sized grains, powders, and flour abrasives (incl. graded only).....	11	3601	19.8	0.0	0.0	0.0	0.1	0.0
Nonmetallic sized grains, powders, and flour abrasives (incl. graded only).....	11	360105	19.8	0.0	0.0	0.0	0.1	0.0
Nonmetallic abrasive products (including diamond abrasives).....	11	3603	20.3	0.8	0.0	0.2	0.8	5.4
Nonmetallic abrasive products (including diamond abrasives).....	11	360311	20.3	0.8	0.0	0.2	0.8	5.4
Nonmetallic coated abrasive products and buffing wheels, polishing wheels, and laps.....	11	3605	13.0	0.0	0.7	0.0	1.9	3.4
Nonmetallic coated abrasive products and buffing wheels, polishing wheels, and laps.....	11	360505	13.0	0.0	0.7	0.0	1.9	3.4
Metal cutting machine tools.....	11	37	4.6	0.0	0.3	0.0	0.4	0.8
Other metal-cutting machine tools.....	11	3720	3.7	0.0	0.4	0.0	0.0	1.1
Other metal-cutting machine tools.....	11	372041	3.7	0.0	0.4	0.0	0.0	1.1
Metal machining centers.....	11	3721	3.8	0.0	0.0	0.0	0.0	1.0
Metal machining centers.....	11	372121	3.8	0.0	0.0	0.0	0.0	1.0
Rebuilt metal-cutting machine tools and parts for metal-cutting machine tools.....	11	3753	9.1	0.0	0.4	0.0	1.4	0.0
Rebuilt metal-cutting machine tools and parts for metal-cutting machine tools.....	11	375311	9.1	0.0	0.4	0.0	1.4	0.0
Metal forming machine tools.....	11	38	5.7	0.0	1.2	0.0	0.0	0.0
Metal-forming machine tools (except rebuilt and parts).....	11	3826	6.2	0.0	1.1	0.0	0.0	0.0
Metal punching and shearing (power & manual), and bending and forming machines (power only).....	11	382611	0.7	0.0	0.0	0.0	0.0	0.0
Metalworking presses (except forging and die-stamping presses).....	11	382631	7.2	0.0	4.4	0.0	0.0	0.0
Other metal-forming machine tools (except presses).....	11	382651	-	0.0	1.0	-	-	-
Rebuilt metal-forming machine tools and parts for metal-forming machine tools.....	11	3852	3.8	0.0	1.4	0.0	0.0	0.0
Rebuilt metal-forming machine tools and parts for metal-forming machine tools.....	11	385205	3.8	0.0	1.4	0.0	0.0	0.0
Tools, dies, jigs, fixtures & ind. molds.....	11	39	8.0	0.4	0.5	0.4	0.6	0.1
Special tools, dies, jigs, and fixtures.....	11	3901	6.2	0.3	0.3	0.4	0.3	0.1
Special tools, dies, jigs, and fixtures.....	11	390135	6.2	0.3	0.3	0.4	0.3	0.1
Jigs and fixtures, including parts.....	11	3901351	6.6	0.0	0.3	0.9	0.7	0.4
Metalworking dies and die sets.....	11	3901353	4.6	0.1	0.1	0.2	0.2	0.0
Standard punches, industrial prototypes, die parts & other special tooling for dies.....	11	3901357	8.2	1.1	0.7	0.0	0.0	0.0
Industrial molds and mold boxes.....	11	3903	10.5	0.4	0.6	0.4	1.0	0.1
Industrial injection-type molds made of metal for plastics.....	11	390312	4.5	0.2	1.2	0.0	0.0	0.2
Other industrial molds and mold boxes.....	11	390331	14.1	0.5	0.4	0.6	1.5	0.1
Metalworking machinery n. e. c.....	11	3A	10.0	0.0	0.0	3.4	0.1	0.0
Other metalworking machinery.....	11	3A02	7.1	0.0	0.0	0.6	0.5	0.0
Other metalworking machinery.....	11	3A0201	7.1	0.0	0.0	0.6	0.5	0.0
General purpose machinery and equipment.....	11	4	13.8	1.2	0.5	0.4	0.4	0.4
Pumps, compressors, and equipment.....	11	41	16.5	1.7	0.4	1.0	0.6	0.8
Industrial pumps, except hydraulic fluid power pumps.....	11	4102	11.7	1.5	0.0	0.4	0.8	0.0
Industrial pumps, except hydraulic fluid power pumps.....	11	410212	11.7	1.5	0.0	0.4	0.8	0.0
Parts and attachments for air and gas compressors and vacuum pumps.....	11	4107	38.9	2.4	0.4	0.0	1.7	0.3

See footnotes at end of table.

Table 7. Producer price index percentage changes for commodity and service groupings and individual items, not seasonally adjusted — Continued
 [November 2022]

Title	Commodity code		Unadjusted 12-month percent change ¹	Unadjusted 1-month percent change ¹				
	Group code	Item code		Nov. 2021 to Nov. 2022 ^P	June to July	July to Aug. ^P	Aug. to Sept. ^P	Sept. to Oct. ^P
Parts and attachments for air and gas compressors, ex. refrigeration, ice making, & a/c.....	11	410701	38.9	2.4	0.4	0.0	1.7	0.3
Domestic water systems.....	11	4113	—	0.0	0.0	0.0	0.0	—
Domestic water systems.....	11	411311	—	0.0	0.0	0.0	0.0	—
Air and gas compressors and vacuum pumps.....	11	4115	21.3	1.8	1.0	1.6	0.7	1.6
Air and gas compressors and vacuum pumps.....	11	411501	21.3	1.8	1.0	1.6	0.7	1.6
Other pumps, including parts and attachments.....	11	4119	12.1	0.9	0.0	0.6	0.2	0.5
Parts and attachments for pumps.....	11	411911	10.9	0.3	0.1	1.9	0.0	0.0
All other pumps, including domestic sump, oil well, and oil field pumps.....	11	411915	12.6	1.2	0.0	0.0	0.3	0.8
Other pumps, except automotive circulating pumps, and measuring & dispensing pumps.....	11	4119155	12.5	2.1	0.0	0.0	0.4	1.1
Elevators, escalators, and other lifts.....	11	42	15.2	0.0	0.1	0.7	0.8	-0.1
Elevators and moving stairways.....	11	4201	17.6	0.0	0.0	0.9	0.6	0.0
Elevators and moving stairways.....	11	420112	17.6	0.0	0.0	0.9	0.6	0.0
Parts and attachments for elevators and moving stairs (sold separately)....	11	4202	6.5	-0.1	0.3	0.0	1.5	-0.7
Parts and attachments for elevators and moving stairs (sold separately).....	11	420221	6.5	-0.1	0.3	0.0	1.5	-0.7
Fluid power equipment.....	11	43	12.5	1.5	0.4	0.4	0.1	0.4
Fluid power pumps and parts.....	11	4301	7.6	0.9	0.0	0.0	0.0	0.3
Nonaerospace-type reciprocating fluid power pumps.....	11	430112	10.3	1.5	0.0	0.0	0.0	0.7
Nonaerospace-type rotary and other fluid power pumps.....	11	430113	—	0.0	0.0	0.0	0.0	—
Nonaerospace-type fluid power motors.....	11	430115	10.0	1.3	0.0	0.0	0.0	0.0
Parts for fluid power pumps, motors, and hydrostatic transmissions.....	11	430119	9.6	1.1	0.0	0.0	0.0	0.0
Fluid power valves.....	11	4302	9.5	0.0	0.0	0.0	0.1	0.1
Fluid power valves.....	11	430201	9.5	0.0	0.0	0.0	0.1	0.1
Nonaerospace type hydraulic directional control valves.....	11	4302013	5.9	0.0	0.0	0.0	0.0	0.0
Nonaerospace type pneumatic directional control valves.....	11	4302015	7.7	0.0	0.0	0.0	0.2	0.4
Aerospace type fluid power valves.....	11	430201A	9.9	0.0	0.0	0.0	0.0	0.2
Fluid power cylinders, actuators, accumulators, cushions, & parts.....	11	4303	14.1	2.0	1.2	1.0	0.3	0.9
Non-aerospace hydraulic & all aerospace-type fluid power cylinders.....	11	430312	13.8	1.7	1.1	0.4	0.0	1.1
Non-aerospace pneumatic fluid power cylinders.....	11	430313	—	0.0	0.0	0.4	0.0	—
Parts for hydraulic & pneumatic cylinders and actuators.....	11	430315	22.4	5.0	2.3	4.6	2.0	0.0
Fluid power hose and tube fittings.....	11	4304	17.5	2.9	0.0	0.0	0.0	0.0
Fluid power hose and tube fittings.....	11	430406	17.5	2.9	0.0	0.0	0.0	0.0
Nonaerospace type flared (metal) fittings, couplings, and assemblies.....	11	4304062	20.7	3.5	0.0	0.0	0.0	0.0
Parts for fluid power valves.....	11	4305	11.8	3.1	0.0	0.2	-0.2	0.0
Parts for fluid power valves.....	11	430501	11.8	3.1	0.0	0.2	-0.2	0.0
Industrial material handling equipment.....	11	44	11.5	0.8	0.5	0.1	0.2	1.6
Conveying equipment, except parts and accessories.....	11	4402	11.4	1.4	0.7	0.2	0.1	0.5
Unit handling conveyors and conveying systems.....	11	440212	6.1	0.4	0.0	0.3	0.0	0.0
Unit handling gravity and trolley conveyors and conveying systems....	11	4402122	1.5	0.9	0.0	0.0	-0.1	0.0
All other unit handling conveyors, including tow, belt, roller, pneumatic, portable, etc.....	11	4402124	7.2	0.3	0.0	0.4	0.1	0.0
Bulk material handling conveyors and conveying systems.....	11	440216	17.4	2.4	1.3	0.1	0.1	1.0
Industrial trucks, trailers, and stackers.....	11	4403	11.3	0.4	0.0	0.1	0.4	2.7
Industrial trucks, tractors, mobile straddle carriers & cranes, & automatic stacking machines.....	11	44035	12.2	0.4	0.0	0.0	0.5	3.2
Work trucks with lifting & handling equipment, riding, electric, self-propelled.....	11	440353	16.1	0.1	0.0	0.0	0.1	6.7
Work trucks with lifting & handling equipment, non-riding electric or any non-electric.....	11	440356	9.5	0.7	0.0	0.0	1.1	2.1
Work trucks not fitted with lifting & handling equipment, electric or non-electric.....	11	440357	12.2	0.6	0.0	0.0	0.3	0.1
Bulk powered material moving equipment, dock boards, and metal pallets and skids.....	11	440358	6.1	0.4	0.0	0.0	0.0	0.1
Parts and attachments for industrial trucks and tractors.....	11	440378	6.5	0.0	0.0	0.4	0.0	0.0
Hoists, overhead cranes, and monorail systems.....	11	4404	14.7	1.9	2.8	0.1	0.0	0.5
Hoists and parts and attachments for hoists (sold separately).....	11	440481	14.3	1.8	3.0	0.0	0.0	1.7
Overhead traveling cranes and monorail systems, including parts and attachments sold separately.....	11	440485	15.0	2.0	2.6	0.1	0.0	-0.3
Parts and accessories for conveyors and conveying systems.....	11	4406	9.6	0.4	0.1	0.0	0.1	-0.1
Parts and accessories for unit handling conveyors and conveying systems.....	11	440601	6.8	0.0	0.0	0.0	0.2	-0.2
Parts and accessories for bulk material handling conveyors and conveying systems.....	11	440602	11.8	0.7	0.2	0.0	0.0	0.0
Mechanical power transmission equipment.....	11	45	15.1	0.9	1.7	1.1	0.7	1.8

See footnotes at end of table.

Table 7. Producer price index percentage changes for commodity and service groupings and individual items, not seasonally adjusted — Continued
 [November 2022]

Title	Commodity code		Unadjusted 12-month percent change ¹	Unadjusted 1-month percent change ¹				
	Group code	Item code		Nov. 2021 to Nov. 2022 ^P	June to July	July to Aug. ^P	Aug. to Sept. ^P	Sept. to Oct. ^P
Speed changers, drives, gears.....	11	4501	15.4	0.5	1.2	1.2	-0.1	3.9
Speed changers and industrial high speed drives & parts other than loose gearing.....	11	450117	16.7	0.2	1.9	0.0	0.1	5.9
Other power transmission equipment.....	11	4502	14.7	1.3	2.3	1.0	1.4	-0.3
Mechanical power transmission equipment, excl. speed changers, drives, & gears.....	11	450212	14.8	1.8	1.3	1.4	2.0	-0.4
Scales and balances.....	11	46	9.4	0.7	0.4	0.9	0.2	1.4
Vehicle and industrial scales.....	11	4611	11.2	0.6	0.4	1.6	0.3	2.3
Vehicle and industrial scales.....	11	461101	11.2	0.6	0.4	1.6	0.3	2.3
Motor truck and railroad track scales.....	11	4611011	8.2	0.2	0.0	0.8	0.0	2.0
Industrial scales (including automatic checkweigher and bulkweigher scales).....	11	4611012	14.7	1.5	1.0	0.8	0.8	2.8
Miscellaneous non-vehicle scales (crane, susp., tank, hopper, measuring dev, lab, bulk conveyer).....	11	4611013	-	0.0	0.0	-	-	-
Retail, commercial, household, and mailing scales and balances.....	11	4612	1.3	0.3	0.0	0.0	0.0	0.1
Retail, commercial, household, and mailing scales and balances.....	11	461201	1.3	0.3	0.0	0.0	0.0	0.1
Parts, attachments, and accessories for scales and balances.....	11	4613	11.2	0.9	0.6	0.4	0.3	0.9
Parts, attachments, and accessories for scales and balances.....	11	461301	11.2	0.9	0.6	0.4	0.3	0.9
Air purification equipment and industrial and commercial fans and blowers...	11	47	10.7	0.8	0.4	-0.1	1.3	-0.1
Fan, blower, air purification equipment.....	11	4701	10.7	0.8	0.4	-0.1	1.3	-0.1
Dust collection and other air purification equipment for cleaning incoming air.....	11	470143	11.0	1.9	0.6	-0.4	0.6	-0.3
Air filters for air-conditioners and furnaces, etc., of 2400 CFM or less, except parts.....	11	4701431	12.7	1.8	1.0	-0.7	0.9	-0.1
Other dust collection and air purification equipment, except parts.....	11	4701432	3.3	0.1	0.0	0.0	0.2	0.0
Parts for dust collection and air purification equipment.....	11	4701433	13.6	3.3	0.0	0.0	0.0	-1.2
Industrial and commercial fans and blowers.....	11	470145	13.3	0.0	0.6	0.0	2.9	0.0
Centrifugal blower filter units, and classes I-IV centrifugal fans, except parts.....	11	4701452	14.1	0.1	0.7	0.0	0.6	0.0
Other centrifugal fans and blowers, except parts.....	11	4701453	12.1	0.0	0.0	-0.2	6.2	0.0
Axial fans and industrial propeller fans, except parts.....	11	4701457	14.2	0.0	0.5	0.0	0.1	0.0
Power roof ventilators, except parts.....	11	4701458	17.7	0.0	2.1	0.2	0.0	0.0
Parts and accessories for fans and blowers.....	11	4701459	4.9	0.0	0.3	0.0	-1.9	0.0
Air conditioning and refrigeration equip.....	11	48	18.3	1.4	-0.3	0.5	0.3	-0.9
Unitary air-conditioners, except air source heat pumps.....	11	4802	14.3	4.4	-2.3	1.7	-2.1	-2.3
Unitary air-conditioners, except air source heat pumps.....	11	480222	14.3	4.4	-2.3	1.7	-2.1	-2.3
Commercial refrigeration equipment.....	11	4803	29.6	3.5	0.0	0.0	1.7	0.0
Commercial refrigeration equipment.....	11	480331	29.6	3.5	0.0	0.0	1.7	0.0
All other miscellaneous refrigeration and air-conditioning equipment.....	11	4806	19.9	0.1	0.0	0.0	0.0	0.0
All other miscellaneous refrigeration and air-conditioning equipment.....	11	480631	19.9	0.1	0.0	0.0	0.0	0.0
Heat transfer equipment, including heat pumps.....	11	4807	17.2	-0.6	0.4	0.2	1.5	-1.1
Heat transfer equipment, except dehumidifiers.....	11	480732	19.6	0.4	0.5	0.4	1.0	-0.8
Heat pumps.....	11	480734	7.1	-5.2	0.3	-0.4	3.8	-2.1
Parts and accessories for air conditioning and heat transfer equipment.....	11	4809	14.0	0.6	1.1	0.1	-0.3	-0.4
Parts and accessories for air conditioning and heat transfer equipment.....	11	480901	14.0	0.6	1.1	0.1	-0.3	-0.4
Refrigeration condensing units.....	11	4815	17.4	2.2	0.2	0.2	-0.2	0.3
Refrigeration condensing units.....	11	481511	17.4	2.2	0.2	0.2	-0.2	0.3
Miscellaneous general purpose equipment.....	11	49	11.0	0.8	1.0	0.0	0.5	0.4
Metal valves, except fluid power.....	11	4902	15.1	0.2	2.1	0.2	0.8	1.2
Gates, globes, angles, and checks.....	11	490201	13.1	0.1	2.1	0.3	0.0	0.4
Gates, globes, angles, straightway (Y-type) checks, stop & check, 3- & 4-way, etc.....	11	4902011	9.1	0.0	2.7	0.0	0.0	0.0
Industrial valves for water works and municipal equipment.....	11	4902012	23.5	0.2	0.7	1.1	0.1	1.3
Industrial ball valves, incl. manual and power operated.....	11	490202	20.7	0.0	1.6	-0.2	0.3	2.4
Industrial butterfly valves, incl. manual and power operated.....	11	490203	16.6	0.1	3.6	0.6	0.0	3.7
Industrial plug valves.....	11	490204	15.7	0.5	0.0	5.0	0.0	5.2
Plumbing and heating valves and specialties, except plumbers' brass goods.....	11	490205	6.2	0.9	0.0	0.0	0.0	0.0
Other industrial valves, including nuclear.....	11	490209	15.5	0.4	5.3	0.0	0.0	0.3
Automatic regulating and control valves.....	11	490211	14.4	0.0	0.0	0.0	7.2	0.2
Metal pipe fittings, flanges, and unions.....	11	4903	17.2	1.8	0.8	-1.3	1.4	0.1
Metal pipe fittings, flanges, and unions.....	11	490301	17.2	1.8	0.8	-1.3	1.4	0.1
Ball and roller bearings.....	11	4905	7.4	1.8	0.0	-1.0	-0.2	0.2
Ball bearings, complete, unmounted.....	11	490531	3.9	0.6	0.0	-0.1	0.0	0.0
Mounted bearings, except plain.....	11	490534	9.5	0.0	-0.1	0.0	0.0	2.1

See footnotes at end of table.

Table 7. Producer price index percentage changes for commodity and service groupings and individual items, not seasonally adjusted — Continued
 [November 2022]

Title	Commodity code		Unadjusted 12-month percent change ¹	Unadjusted 1-month percent change ¹				
	Group code	Item code		Nov. 2021 to Nov. 2022 ^P	June to July	July to Aug. ^P	Aug. to Sept. ^P	Sept. to Oct. ^P
Parts and components for ball and roller bearings, incl. balls and rollers.....	11	490535	1.9	0.0	0.0	-0.5	-1.4	-0.3
Tapered roller bearings (including cups & cones), unmounted.....	11	490537	14.1	3.1	0.0	-2.8	0.0	0.0
Other roller bearings, unmounted.....	11	490538	5.7	4.2	0.0	-0.5	0.0	0.0
Industrial patterns.....	11	4907	7.1	0.0	0.0	0.0	2.1	0.0
Industrial patterns.....	11	490701	7.1	0.0	0.0	0.0	2.1	0.0
Filters and strainers.....	11	4908	5.6	0.8	-0.1	1.1	-0.2	-0.4
Filters and strainers, except fluid power.....	11	490805	6.0	1.1	-0.2	1.4	-0.2	-0.5
Industrial filters and strainers and reusable media, except fluid power.....	11	4908051	5.8	1.2	-0.3	1.6	-0.3	-0.6
Nonreusable media for filters and strainers, except fluid power.....	11	4908052	6.8	0.0	0.0	0.0	0.0	0.0
Parts and accessories for filters and strainers, except fluid power....	11	4908053	8.5	0.8	2.2	2.0	1.6	-1.0
Other miscellaneous general purpose equipment.....	11	4911	7.3	0.7	0.7	0.4	0.0	0.0
General industrial machinery equipment, n.e.c.....	11	491102	7.2	0.8	0.7	0.4	0.0	0.0
Electronic computers and computer equipment.....	11	5	4.7	0.5	-0.2	-0.5	-0.4	0.5
Electronic computers.....	11	51	2.8	1.8	-0.6	-1.8	-1.2	-3.3
Electronic computers.....	11	5101	2.8	1.8	-0.6	-1.8	-1.2	-3.3
Personal computers and workstations (excluding portable computers)...	11	510114	-0.4	1.3	-0.9	0.6	-0.1	-1.7
Portable computers, laptops, tablets and other single user computers...	11	510115	-5.2	-2.2	1.8	0.0	-1.2	-0.7
Host computers, multiusers (mainframes, UNIX and PC servers).....	11	510116	3.6	2.1	-0.6	-2.8	-1.6	-4.2
Computer storage devices.....	11	52	4.5	-0.5	0.0	-0.2	-0.3	3.9
Computer storage devices (except parts, attachments and accessories)...	11	5201	5.6	-0.6	0.0	-0.3	-0.4	4.8
Computer storage devices (except parts, attachments and accessories).....	11	520101	5.6	-0.6	0.0	-0.3	-0.4	4.8
Computer peripheral equipment and parts.....	11	54	6.1	0.5	-0.1	0.1	0.1	-0.2
POS terminals, funds-transfer devices, computer terminals & other computer peripheral equip.....	11	5406	3.4	0.7	-0.1	0.2	0.1	-0.2
POS terminals, funds-transfer devices, computer terminals & other computer peripheral equip.....	11	540602	3.4	0.7	-0.1	0.2	0.1	-0.2
Special industry machinery and equipment.....	11	6	11.1	1.5	0.1	0.3	0.1	0.2
Food products machinery.....	11	61	10.9	0.8	0.1	0.4	0.5	0.4
Dairy and milk products plant machinery and equipment.....	11	6101	10.4	0.4	0.0	0.9	0.0	0.0
Dairy and milk products plant machinery and equipment.....	11	610111	10.4	0.4	0.0	0.9	0.0	0.0
Commercial food products machinery (except packaging and cooking equipment).....	11	6104	11.0	1.4	0.1	0.2	0.6	1.0
Commercial food products machinery (except packaging and cooking equipment).....	11	610409	11.0	1.4	0.1	0.2	0.6	1.0
Industrial food products machinery for processing foods, beverages, & animal & fowl feed.....	11	6105	11.1	0.2	0.0	0.3	0.7	0.0
Industrial food products machinery for processing foods, beverages, & animal & fowl feed.....	11	610501	11.1	0.2	0.0	0.3	0.7	0.0
Other industrial food and feed machinery.....	11	6105012	12.2	0.3	0.1	0.5	0.0	0.0
Machinery for sorting, grading, and cleaning fruits, vegetables, eggs, and for processing meat.....	11	6105013	8.8	0.0	0.0	0.0	2.4	0.0
Parts and attachments for industrial food and feed products machinery.....	11	6105014	11.9	0.0	0.0	0.0	0.0	0.0
Textile machinery and equipment.....	11	62	6.0	0.0	0.0	0.0	0.0	0.0
Textile machinery (except parts, attachments, and accessories).....	11	6212	7.1	0.0	0.0	0.0	0.0	0.0
Textile machinery (except parts, attachments, and accessories).....	11	621201	7.1	0.0	0.0	0.0	0.0	0.0
Textile machinery parts and attachments.....	11	6277	3.4	0.0	0.0	0.0	0.0	0.0
Textile machinery parts and attachments.....	11	627701	3.4	0.0	0.0	0.0	0.0	0.0
Sawmill and woodworking machinery.....	11	63	10.3	0.0	0.0	0.8	0.4	0.0
Sawmill and woodworking machinery.....	11	6306	10.3	0.0	0.0	0.8	0.4	0.0
Sawmill and woodworking machinery, excluding parts and attachments (sold separately).....	11	630602	11.5	0.0	0.0	1.0	0.5	0.0
Parts, attachments, & accessories for sawmill & woodworking machinery.....	11	630603	4.3	0.0	0.0	0.0	0.0	0.0
Paper industries machinery.....	11	64	9.0	0.0	1.1	1.2	-0.1	0.0
Paper industries machinery.....	11	6401	9.0	0.0	1.1	1.2	-0.1	0.0
Paper industries machinery, excluding parts & attachments (sold separately).....	11	640114	6.7	0.1	0.1	2.2	0.1	0.1
Parts and attachments for paper industries machinery.....	11	640115	11.6	-0.1	2.1	0.1	-0.3	0.0
Printing trades machinery and equipment.....	11	65	4.5	0.1	0.2	0.4	0.4	0.0
Other printing machinery and equipment.....	11	6509	4.2	0.1	0.2	0.5	0.5	0.0
Other printing machinery and equipment, incl. pre-press preparation equipment & plates.....	11	650912	3.0	-0.3	0.4	0.1	1.0	0.1

See footnotes at end of table.

Table 7. Producer price index percentage changes for commodity and service groupings and individual items, not seasonally adjusted — Continued
 [November 2022]

Title	Commodity code		Unadjusted 12-month percent change ¹	Unadjusted 1-month percent change ¹				
	Group code	Item code		Nov. 2021 to Nov. 2022 ^P	June to July	July to Aug. ^P	Aug. to Sept. ^P	Sept. to Oct. ^P
Parts, attachments, & accessories for printing trades machinery.	11	650913	4.3	0.3	0.1	0.7	0.4	0.0
Other special industry machinery.	11	66	11.2	2.1	-0.6	-0.1	-0.4	0.1
Plastics and rubber working machinery.	11	6603	3.8	0.0	0.7	0.3	0.0	0.2
Plastics working machinery and equipment, excluding patterns and molds, including parts.	11	66039	3.5	0.0	0.8	0.4	0.0	0.3
Plasticworking machinery (excluding parts).	11	660391	2.3	0.0	1.0	0.0	0.0	0.0
Parts for plasticworking machinery.	11	660395	8.1	0.0	0.3	1.8	-0.2	1.3
Miscellaneous special industry machinery.	11	6606	12.2	2.4	-0.7	-0.1	-0.5	0.1
Semiconductor manufacturing machinery and parts.	11	660638	6.9	5.9	0.0	0.0	-0.2	0.0
Packing, packaging, and bottling machinery and parts.	11	67	12.7	0.6	2.2	2.1	0.4	0.0
Packing, packaging, and bottling machinery and parts.	11	6705	12.7	0.6	2.2	2.1	0.4	0.0
Packing, packaging, and bottling machinery, excluding parts.	11	670501	10.0	0.4	1.9	1.7	0.6	0.0
Parts for packing, packaging, and bottling machinery.	11	670502	18.3	1.0	2.8	3.0	0.0	0.0
Service industry machinery and parts.	11	68	11.3	1.7	0.2	0.1	0.6	0.2
Service industry machinery and parts.	11	6801	11.3	1.7	0.2	0.1	0.6	0.2
Commercial cooking and food warming equipment.	11	680118	21.0	3.4	0.0	0.0	1.7	0.1
Commercial cooking equipment incl. ranges, deep-fat fryers, etc. except electric.	11	6801181	20.3	3.4	0.0	0.0	1.7	0.0
Commercial electric cooking equipment, incl. ranges, deep-fat fryers, etc.	11	6801182	21.7	2.9	0.0	0.0	1.8	0.3
Parts and accessories for commercial cooking and food warming equipment.	11	6801183	23.3	5.5	0.0	0.0	1.1	0.0
Other service industry machinery, incl. electronic teaching mach. & auto. maintenance equipment.	11	680123	7.0	0.7	0.4	0.1	0.0	0.2
All other parts and attachments for service industry equipment.	11	6801232	11.5	0.9	0.0	0.0	0.0	0.0
Commercial and industrial floor & carpet cleaning machines, excl. vacuum cleaners.	11	6801233	8.9	0.4	0.0	0.0	0.0	0.0
Electronic teaching machines, teaching aids, etc., incl. kits.	11	6801235	0.9	0.0	0.0	0.0	0.0	0.0
Other service industry equipment.	11	6801236	10.0	1.2	0.7	0.2	0.0	0.4
Commercial laundry and drycleaning machinery products.	11	69	16.3	0.0	1.3	0.0	2.1	2.2
Commercial laundry and drycleaning machinery products.	11	6909	16.3	0.0	1.3	0.0	2.1	2.2
Commercial laundry and drycleaning machinery products.	11	690901	16.3	0.0	1.3	0.0	2.1	2.2
Electrical machinery and equipment.	11	7	7.2	0.5	0.4	0.2	0.2	0.5
Wiring devices.	11	71	13.9	-0.6	1.0	-0.1	0.0	1.1
Current-carrying wiring devices.	11	7101	8.3	0.1	1.7	-0.3	0.2	0.9
Current-carrying switches for electrical circuitry (including vehicular switches).	11	710143	6.2	0.5	2.8	0.0	0.0	0.7
Current-carrying wire connectors for electrical circuitry.	11	710144	9.0	-0.6	1.2	-1.4	-0.2	1.4
Current-carrying wiring devices n.e.c.	11	710147	10.0	0.5	1.0	0.4	0.8	0.5
Noncurrent-carrying wiring devices.	11	7102	18.0	-1.1	0.5	0.1	-0.1	1.3
Noncurrent-carrying electrical conduit and conduit fittings, incl. plastic conduit & fittings.	11	710216	12.2	-5.2	0.5	0.0	-0.6	0.4
Other noncurrent-carrying wiring devices and supplies (boxes, covers, bar hangers, etc.).	11	710217	13.4	1.7	0.6	-0.1	0.7	0.3
Porcelain, steatite, and other ceramic electrical products.	11	710252	19.1	0.7	1.3	0.7	0.3	0.9
Integrating and measuring instruments.	11	72	3.9	0.6	0.3	0.1	0.0	0.0
Test equipment for electrical, radio, & communication circuits & motors. ...	11	7205	3.1	0.9	0.5	0.2	0.1	0.0
Test equipment for electrical, radio, & communication circuits & motors.	11	720501	3.1	0.9	0.5	0.2	0.1	0.0
Motors, generators, motor generator sets.	11	73	12.9	0.9	0.9	1.9	0.1	0.0
Fractional horsepower motors and generators.	11	7303	5.2	0.7	0.4	0.7	0.0	0.0
Fractional horsepower motors and generators.	11	730312	5.2	0.7	0.4	0.7	0.0	0.0
Integral horsepower motors and generators (excluding land transportation types).	11	7304	19.5	0.0	0.0	2.7	0.0	0.0
Integral horsepower motors and generators (excluding land transportation types).	11	730405	19.5	0.0	0.0	2.7	0.0	0.0
Parts and supplies for motors and generators.	11	7309	16.6	5.3	0.0	4.0	1.2	0.0
Parts and supplies for motors and generators.	11	730901	16.6	5.3	0.0	4.0	1.2	0.0
Other motors and generators.	11	7311	10.7	0.7	2.0	1.3	0.0	0.0
Other motors and generators.	11	731101	10.7	0.7	2.0	1.3	0.0	0.0
Prime mover generator sets, except steam & hydraulic turbine.	11	7311012	-	1.0	1.4	2.5	0.0	-
Transformers and power regulators.	11	74	20.5	1.9	0.1	0.1	-2.7	2.5
Power and distribution transformers, except parts.	11	7409	25.6	2.4	0.2	0.0	-3.3	2.1
Power and distribution transformers, except parts.	11	740999	25.6	2.4	0.2	0.0	-3.3	2.1
Other transformers and parts for transformers.	11	7411	6.2	-0.1	-0.2	0.3	-0.3	3.5

See footnotes at end of table.

Table 7. Producer price index percentage changes for commodity and service groupings and individual items, not seasonally adjusted — Continued
 [November 2022]

Title	Commodity code		Unadjusted 12-month percent change ¹	Unadjusted 1-month percent change ¹				
	Group code	Item code		Nov. 2021 to Nov. 2022 ^P	June to July	July to Aug. ^P	Aug. to Sept. ^P	Sept. to Oct. ^P
Switchgear, switchboard, industrial controls equipment.....	11	75	20.2	0.9	1.9	0.2	0.2	0.6
Industrial controls and related parts and accessories.....	11	7507	17.0	0.0	0.2	0.0	0.0	0.1
Industrial controls and related parts and accessories.....	11	750799	17.0	0.0	0.2	0.0	0.0	0.1
General-purpose industrial controls.....	11	7507991	21.0	0.0	0.2	0.0	0.0	0.0
Parts for industrial controls and motor-control accessories.....	11	7507992	8.5	0.0	0.2	0.0	0.0	0.0
Specific-purpose industrial controls.....	11	7507993	10.3	0.0	0.2	0.0	0.0	0.2
Switchgear and switchboard apparatus.....	11	7522	22.6	1.6	3.2	0.3	0.3	1.0
Switchgear and switchboard apparatus.....	11	752201	22.6	1.6	3.2	0.3	0.3	1.0
Low voltage panelboards and distribution boards, 1000 volts or less..	11	7522013	22.3	5.6	3.2	0.0	0.0	0.0
Switchgear, except relays and ducts.....	11	752201A	27.6	0.3	4.5	0.6	0.5	1.9
Communications and related equipment and miscellaneous electronic systems & equipment.....	11	76	4.3	0.4	0.1	0.1	0.1	0.7
Telephone and wireline data networking equipment.....	11	7601	7.5	2.6	0.3	0.0	0.0	1.4
Carrier line equipment and external modems.....	11	760112	—	0.0	0.0	—	—	—
Wireline voice and data network equipment.....	11	760141	13.5	4.6	0.6	0.0	0.0	2.5
Other communications and related equipment, including broadcast and wireless.....	11	7603	5.8	0.5	0.1	0.2	0.2	1.7
Broadcast, studio, and related electronic equipment.....	11	760301	1.1	-0.3	0.1	0.4	-0.3	-0.7
Radio station and wireless communication equipment.....	11	760302	3.9	0.6	0.1	0.0	0.2	0.5
Radio station equipment.....	11	7603022	—	—	0.0	0.0	0.0	0.0
Other broadcast and wireless communications systems and equipment.....	11	7603023	4.8	0.0	0.3	0.0	0.3	1.0
Intercommunications, alarm and traffic control systems.....	11	760303	16.5	0.5	0.1	0.8	0.7	7.9
Alarm systems, including electric sirens and horns.....	11	7603031	25.4	0.8	0.1	1.9	0.0	17.5
Intercommunications systems, including inductive paging systems....	11	7603033	6.0	1.0	0.2	0.0	0.0	0.0
Electronic systems and equipment, n.e.c.....	11	7605	8.2	1.1	0.0	0.0	0.0	0.0
Electronic systems and equipment, n.e.c.....	11	760512	8.2	1.1	0.0	0.0	0.0	0.0
Search, detection, navigation & guidance systems and equipment.....	11	7606	2.5	0.0	0.0	0.0	0.0	0.0
Search, detection, navigation & guidance systems and equipment.....	11	760613	2.5	0.0	0.0	0.0	0.0	0.0
Electric lamp bulbs, tubes, and components.....	11	77	7.3	0.0	0.0	0.0	0.0	0.0
Electric lamp bulbs, tubes, and components.....	11	7704	7.3	0.0	0.0	0.0	0.0	0.0
Electric lamp bulbs, tubes, and components.....	11	770401	7.3	0.0	0.0	0.0	0.0	0.0
Electronic components and accessories.....	11	78	4.4	0.0	-0.3	0.4	0.7	0.3
Capacitors for electronic circuitry.....	11	7811	5.4	0.5	0.7	0.0	0.0	3.2
Capacitors for electronic circuitry.....	11	781148	5.4	0.5	0.7	0.0	0.0	3.2
Relays for electronic circuitry, industrial control overload, and switchgear type.....	11	7821	2.2	0.0	0.4	0.0	0.0	0.0
Relays for electronic circuitry, industrial control overload, and switchgear type.....	11	782116	2.2	0.0	0.4	0.0	0.0	0.0
Switches, mechanical, for electronic circuitry.....	11	7822	14.3	3.5	1.0	0.0	0.0	0.0
Switches, mechanical, for electronic circuitry.....	11	782299	14.3	3.5	1.0	0.0	0.0	0.0
Connectors for electronic circuitry.....	11	7824	13.5	0.1	0.3	0.1	2.9	0.0
Connectors for electronic circuitry.....	11	782481	13.5	0.1	0.3	0.1	2.9	0.0
Filters, crystals, and transducers.....	11	7828	7.1	0.0	0.0	0.3	0.0	0.0
Filters, crystals, and transducers.....	11	782890	7.1	0.0	0.0	0.3	0.0	0.0
Crystal, filter, piezoelectric, and other related electronic devices (exc. microwave filters).....	11	7828901	7.1	0.0	0.0	0.3	0.0	0.0
Integrated microcircuits.....	11	7839	5.8	-0.7	-0.3	0.5	2.3	0.2
Integrated microcircuits.....	11	783911	5.8	-0.7	-0.3	0.5	2.3	0.2
Other semiconductor and related devices.....	11	7847	3.8	1.3	-0.7	1.2	0.3	0.0
Other semiconductor devices, including parts (such as chips, wafers and heat sinks).....	11	784711	3.8	1.3	-0.7	1.2	0.3	0.0
Bare printed circuit boards.....	11	7849	7.0	3.2	0.0	0.4	0.6	0.0
Bare printed circuit boards.....	11	784901	7.0	3.2	0.0	0.4	0.6	0.0
Electronic coils, transformers, and other inductors.....	11	7853	7.7	1.2	1.1	0.7	1.4	0.3
Electronic coils, transformers, and other inductors.....	11	785399	7.7	1.2	1.1	0.7	1.4	0.3
Microwave components, electron tubes, and other electronic components, n.e.c.....	11	7856	4.7	0.9	0.0	0.0	0.0	0.9
Microwave components, electron tubes, and other electronic components, n.e.c.....	11	785600	4.7	0.9	0.0	0.0	0.0	0.9
Printed circuit assemblies, loaded boards, modules and consumer external modems.....	11	7861	-3.5	-1.9	-1.2	0.1	-1.6	0.2
Printed circuit assemblies, loaded boards, modules and consumer external modems.....	11	786199	-3.5	-1.9	-1.2	0.1	-1.6	0.2
Miscellaneous electrical machinery and equipment.....	11	79	7.1	1.4	0.9	0.2	0.1	0.3
Storage batteries.....	11	7901	10.2	0.8	0.0	0.0	0.1	0.3

See footnotes at end of table.

Table 7. Producer price index percentage changes for commodity and service groupings and individual items, not seasonally adjusted — Continued
 [November 2022]

Title	Commodity code		Unadjusted 12-month percent change ¹	Unadjusted 1-month percent change ¹				
	Group code	Item code		Nov. 2021 to Nov. 2022 ^P	June to July	July to Aug. ^P	Aug. to Sept. ^P	Sept. to Oct. ^P
Storage batteries, lead acid type, BCI dimensional group 8D or smaller.....	11	790103	11.2	1.1	0.0	0.0	0.1	0.0
Storage batteries, lead acid type, larger than BCI dimensional group 8D.....	11	790104	9.8	0.0	0.0	0.0	0.0	0.0
Storage batteries (excluding lead acid), including parts for all storage batteries.....	11	790105	5.6	0.0	0.0	0.0	0.0	2.4
Primary batteries.....	11	7902	12.6	5.3	-0.2	-0.5	0.6	2.2
Primary batteries.....	11	790229	12.6	5.3	-0.2	-0.5	0.6	2.2
Carbon and graphite products.....	11	7903	23.0	1.4	13.8	2.4	0.4	0.2
X-ray and electromedical equipment.....	11	7905	4.3	1.3	0.0	0.1	0.0	0.0
Irradiation equipment.....	11	790512	8.1	1.6	0.0	0.0	0.0	0.0
Electromedical equipment, including diagnostic, therapeutic and patient monitoring equipment.....	11	790541	3.2	1.2	0.0	0.1	0.0	0.1
Miscellaneous electrical industrial apparatus.....	11	7929	5.4	0.0	0.3	0.0	0.0	0.5
Rectifying apparatus.....	11	792902	12.2	0.0	2.3	0.0	0.0	1.1
Other electrical equipment for industrial use, except for electronic circuitry.....	11	792904	-0.4	-0.1	-1.6	0.0	0.0	0.0
All other electrical equipment and components, except industrial.....	11	7939	1.9	0.1	0.1	0.2	0.0	0.1
All other electrical equipment and components, except industrial.....	11	793901	1.9	0.1	0.1	0.2	0.0	0.1
Miscellaneous instruments.....	11	8	10.1	0.5	0.1	0.2	0.6	0.8
Automatic environmental controls for monitoring residential, commercial, and appliance use.....	11	81	5.3	-0.1	0.0	0.4	0.7	0.4
Automatic environmental controls for monitoring residential, commercial, and appliance use.....	11	8105	5.3	-0.1	0.0	0.4	0.7	0.4
Automatic environmental controls for monitoring residential, commercial, and appliance use.....	11	810501	5.3	-0.1	0.0	0.4	0.7	0.4
Industrial process control instruments.....	11	82	13.0	1.3	-0.2	0.0	0.5	1.6
Industrial process control instruments.....	11	8201	13.0	1.3	-0.2	0.0	0.5	1.6
Industrial process control instruments.....	11	820171	13.0	1.3	-0.2	0.0	0.5	1.6
Fluid meters and counting devices.....	11	84	12.7	1.2	0.0	0.3	0.0	0.0
Fluid meters and counting devices.....	11	8401	12.7	1.2	0.0	0.3	0.0	0.0
Integrating and totalizing meters for gases or liquids.....	11	840102	-	2.5	-	-	-	-
Counting devices.....	11	840103	1.7	0.0	0.0	0.0	0.0	0.0
Motor vehicle indicating instruments.....	11	840104	5.6	0.0	0.0	1.0	0.0	0.0
Engineering and scientific instruments.....	11	85	9.1	0.0	0.0	0.3	0.0	1.4
Aeronautical, nautical, and navigational instruments.....	11	8501	10.5	0.0	0.0	0.5	0.0	0.8
Aeronautical, nautical, and navigational instruments.....	11	850111	10.5	0.0	0.0	0.5	0.0	0.8
Hospital beds and specialized hospital furniture.....	11	8504	6.5	0.0	0.0	0.0	0.0	2.8
Hospital beds and specialized hospital furniture.....	11	850404	6.5	0.0	0.0	0.0	0.0	2.8
Measuring instruments and lenses.....	11	86	6.3	0.0	0.3	0.0	0.2	0.2
Sighting, tracking, and fire-control equipment, optical type.....	11	8601	7.1	0.0	0.0	0.0	0.0	0.0
Sighting, tracking, and fire-control equipment, optical type.....	11	860111	7.1	0.0	0.0	0.0	0.0	0.0
All other miscellaneous optical instruments and lenses.....	11	8602	3.5	1.0	1.5	0.0	0.6	0.3
All other miscellaneous optical instruments and lenses.....	11	860211	3.5	1.0	1.5	0.0	0.6	0.3
Laboratory analytical instruments.....	11	8603	6.7	-0.1	0.1	0.0	0.2	0.2
Laboratory analytical instruments.....	11	860311	6.7	-0.1	0.1	0.0	0.2	0.2
Measuring & controlling devices, n.e.c.....	11	89	14.2	0.7	0.5	0.7	2.5	1.0
Aircraft engine instruments.....	11	8901	7.6	0.0	0.0	2.7	0.0	0.0
Aircraft engine instruments.....	11	890199	7.6	0.0	0.0	2.7	0.0	0.0
Nuclear radiation detection & monitoring instruments.....	11	8904	17.2	0.0	1.8	0.0	0.0	4.5
Nuclear radiation detection & monitoring instruments.....	11	890499	17.2	0.0	1.8	0.0	0.0	4.5
Physical properties and kinematic testing equipment.....	11	8905	19.4	0.6	0.0	0.6	6.7	1.3
Physical properties and kinematic testing equipment.....	11	890599	19.4	0.6	0.0	0.6	6.7	1.3
Commercial, geophysical, meteorological & general-purpose instruments.....	11	8906	11.3	1.3	0.7	0.1	0.6	0.0
Commercial, geophysical, meteorological & general-purpose instruments.....	11	890699	11.3	1.3	0.7	0.1	0.6	0.0
Miscellaneous machinery.....	11	9	7.0	-0.1	0.4	0.4	1.2	0.2
Oil field and gas field machinery.....	11	91	9.6	0.1	0.0	0.3	4.8	0.2
Oil and gas field drilling, surveying, and cementing machinery (except parts sold separately).....	11	9102	7.3	0.0	0.0	0.0	6.7	0.0
Oil and gas field drilling, surveying, and cementing machinery (except parts sold separately).....	11	910201	7.3	0.0	0.0	0.0	6.8	0.0
Oil field and gas field production machinery (except pumps and parts sold separately).....	11	9104	12.0	0.0	0.0	0.0	0.0	0.0

See footnotes at end of table.

Table 7. Producer price index percentage changes for commodity and service groupings and individual items, not seasonally adjusted — Continued
 [November 2022]

Title	Commodity code		Unadjusted 12-month percent change ¹	Unadjusted 1-month percent change ¹				
	Group code	Item code		Nov. 2021 to Nov. 2022 ^P	June to July	July to Aug. ^P	Aug. to Sept. ^P	Sept. to Oct. ^P
Oil field and gas field production machinery (except pumps and parts sold separately).....	11	910456	12.0	0.0	0.0	0.0	0.0	0.0
Parts and attachments for oil and gas field machinery and equipment.....	11	9106	17.2	0.5	0.0	2.3	4.0	1.6
Parts and attachments for oil and gas field drilling machinery and equipment.....	11	910602	-	0.0	0.0	3.6	6.2	-
Parts and attachments for oil and gas field production machinery and equipment.....	11	910604	16.8	1.4	0.0	0.0	0.0	4.8
Mining machinery and equipment.....	11	92	13.3	0.0	0.3	2.7	0.0	1.1
Mining machinery and equipment (except parts sold separately).....	11	9207	13.8	0.0	0.3	3.4	0.0	1.3
Underground mining machinery (except parts sold separately).....	11	920701	16.3	0.0	0.0	5.2	0.0	0.0
Crushing, pulverizing, & screening machinery (except parts sold separately).....	11	920702	7.7	0.0	0.0	0.0	0.0	4.6
Drills and other mining machinery (except parts sold separately).....	11	920703	13.2	0.0	3.1	0.5	0.0	0.0
Mineral processing & beneficiation machinery (except parts sold separately).....	11	920704	11.0	0.0	0.0	0.2	0.0	7.0
Parts and attachments for mining machinery and equipment (sold separately).....	11	9253	12.1	0.0	0.5	1.0	0.0	0.7
Parts and attachments for mining machinery and equipment (sold separately).....	11	925303	12.1	0.0	0.5	1.0	0.0	0.7
Office and store machines and equipment.....	11	93	2.2	0.0	0.0	0.0	0.0	0.0
Coin-operated machines and mechanisms.....	11	9309	2.8	0.0	0.0	0.0	0.0	0.0
Coin-operated machines and mechanisms.....	11	930910	2.8	0.0	0.0	0.0	0.0	0.0
Internal combustion engines.....	11	94	6.9	0.1	0.9	0.1	0.4	0.0
Diesel, semidiesel, and dual-fuel engines (except automotive).....	11	9407	8.0	0.0	2.7	0.0	0.0	0.0
Diesel, semidiesel, and dual-fuel engines (except automotive).....	11	940725	8.0	0.0	2.7	0.0	0.0	0.0
Diesel, semidiesel, and dual-fuel engines for automobiles, trucks, and buses.....	11	9408	5.9	0.0	0.0	0.1	-0.1	0.0
Diesel, semidiesel, and dual-fuel engines for automobiles, trucks, and buses.....	11	940811	5.9	0.0	0.0	0.1	-0.1	0.0
Parts & accessories for internal combustion engines, ex. aircraft & gasoline automotive engines.....	11	9413	9.1	0.1	0.1	0.2	1.8	0.0
Parts & accessories for internal combustion engines, ex. aircraft & gasoline automotive engines.....	11	941301	9.1	0.1	0.1	0.2	1.8	0.0
Machine shop products.....	11	95	5.9	-0.3	1.0	0.2	0.5	0.4
Machine shop products.....	11	9505	5.9	-0.3	1.0	0.2	0.5	0.4
Machine shop job work and job order repairs.....	11	950501	5.9	-0.3	1.0	0.2	0.5	0.4
Turbines and turbine generator sets.....	11	97	2.6	-0.3	-0.9	0.2	0.2	0.2
Turbines and turbine generator sets (excluding parts).....	11	9701	2.6	-0.3	-0.9	0.2	0.2	0.2
Steam, gas, and other turbines and turbine generators.....	11	970103	0.6	0.1	-0.9	0.2	0.2	0.2
Parts & accessories for turbines, turbine generators, and turbine generator sets.....	11	98	18.6	1.4	0.0	0.0	0.5	0.0
Parts & accessories for turbines, turbine generators, and turbine generator sets.....	11	9801	18.6	1.4	0.0	0.0	0.5	0.0
Parts & accessories for turbines, turbine generators, and turbine generator sets.....	11	980101	18.6	1.4	0.0	0.0	0.5	0.0
Furniture and household durables.....	12	-	8.5	0.7	0.7	0.4	0.1	0.3
Household furniture.....	12	1	7.9	2.0	0.6	0.1	-0.4	-0.1
Metal household furniture.....	12	11	7.1	-0.1	2.8	-0.5	-2.7	-0.7
Metal household furniture.....	12	1101	7.1	-0.1	2.8	-0.5	-2.7	-0.7
Metal household dining room and kitchen furniture.....	12	110102	3.9	-0.1	1.1	-1.1	-6.0	-1.6
Other metal household furniture.....	12	110104	9.5	0.0	4.1	0.0	0.0	0.0
Metal household furniture, beds, nonupholstered.....	12	1101041	23.0	0.0	9.6	0.0	0.0	0.0
Wood household furniture.....	12	12	7.9	0.0	0.0	0.2	-1.1	0.0
Living room furniture (nonupholstered), wood.....	12	1201	8.1	0.0	0.1	0.5	-1.4	0.0
Living room furniture (nonupholstered), wood.....	12	120181	8.1	0.0	0.1	0.5	-1.4	0.0
Dining room furniture (nonupholstered), wood.....	12	1202	6.2	0.0	0.1	0.0	-1.7	0.0
Dining room furniture (nonupholstered), wood.....	12	120281	6.2	0.0	0.1	0.0	-1.7	0.0
Bedroom furniture (nonupholstered), wood.....	12	1203	7.6	0.0	0.0	0.3	-0.4	0.0
Bedroom furniture (nonupholstered), wood.....	12	120381	7.6	0.0	0.0	0.3	-0.4	0.0
Other wood household furniture.....	12	1204	12.5	0.0	0.0	0.0	0.0	0.0
Other wood household furniture.....	12	120481	12.5	0.0	0.0	0.0	0.0	0.0
Nonupholstered wood infants' & children's furniture.....	12	1204811	12.5	0.0	0.0	0.0	0.0	0.0
Custom nonupholstered wood household furniture sold direct, excl. kitchen cabinets and vanities.....	12	1205	0.1	0.0	0.0	0.0	-6.2	0.0
Custom nonupholstered wood household furniture sold direct, excl. kitchen cabinets and vanities.....	12	120581	0.1	0.0	0.0	0.0	-6.2	0.0

See footnotes at end of table.

Table 7. Producer price index percentage changes for commodity and service groupings and individual items, not seasonally adjusted — Continued
 [November 2022]

Title	Commodity code		Unadjusted 12-month percent change ¹	Unadjusted 1-month percent change ¹				
	Group code	Item code		Nov. 2021 to Nov. 2022 ^P	June to July	July to Aug. ^P	Aug. to Sept. ^P	Sept. to Oct. ^P
Upholstered household furniture.....	12	13	10.6	5.2	0.2	0.0	-0.1	0.7
Upholstered household furniture.....	12	1301	10.6	5.2	0.2	0.0	-0.1	0.7
Dual purpose sleep furniture, incl. convertible sofa.....	12	130123	15.0	10.8	0.0	0.0	0.0	0.8
Upholstered household furniture.....	12	130141	10.3	4.8	0.2	0.0	-0.2	0.7
Upholstered household davenports, sofas, loveseats, and settees....	12	1301411	11.1	4.8	0.2	0.0	-0.1	1.0
Upholstered household sectional sofa pieces.....	12	1301412	8.8	4.3	0.2	0.0	-0.1	0.0
Upholstered household rocking chairs, including swivel rockers....	12	1301413	11.8	0.0	0.0	0.0	0.0	0.9
Other upholstered household furniture, including custom.....	12	1301415	5.5	1.0	0.5	0.1	-0.2	0.5
Bedding.....	12	14	4.6	0.2	0.9	0.3	-0.1	-1.5
Bedding.....	12	1401	4.6	0.2	0.9	0.3	-0.1	-1.5
Innerspring mattresses, excluding crib size.....	12	140104	6.9	0.0	1.3	0.7	0.0	-0.6
Mattress foundations.....	12	140107	3.6	0.0	0.3	0.0	-0.8	-0.2
Mattresses, other types, including crib, foam, waterbed mattresses and mattress inserts.....	12	140114	7.6	1.3	1.4	0.0	0.0	0.0
Sleep system ensembles and mattresses, excluding conventional waterbeds.....	12	140122	-3.9	0.0	0.0	0.0	0.0	-7.4
Mattress and foundation sets.....	12	140134	0.5	0.0	0.3	0.0	0.0	-3.8
Metal porch, lawn, outdoor & casual furniture.....	12	15	20.0	0.0	2.1	2.2	1.6	4.9
Porch and lawn furniture.....	12	1501	20.0	0.0	2.1	2.2	1.6	4.9
Metal porch, lawn, outdoor & casual furniture.....	12	150112	20.0	0.0	2.1	2.2	1.6	4.9
Nonupholstered household furniture, except wood and metal.....	12	16	-	0.0	0.0	0.0	0.0	-
Nonupholstered household furniture, except wood and metal.....	12	1601	-	0.0	0.0	0.0	0.0	-
Nonupholstered household furniture, except wood and metal.....	12	160101	-	0.0	0.0	0.0	0.0	-
Commercial furniture.....	12	2	13.2	-0.3	0.9	0.8	0.5	1.3
Wood office furniture and store fixtures.....	12	21	12.1	0.3	1.6	0.2	0.9	0.1
Wood office furniture and store fixtures.....	12	2101	12.1	0.3	1.6	0.2	0.9	0.1
Wood office seating, including upholstered.....	12	210112	14.4	0.5	0.0	0.0	0.0	0.2
Wood office desks and extensions.....	12	210113	20.1	0.2	1.9	0.0	0.0	1.3
Wood office files, storage units, and tables.....	12	210114	8.6	0.2	1.7	0.0	0.0	0.0
Wood office furniture, other types (incl. panel/desking systems).....	12	210116	6.7	0.1	1.8	0.0	0.0	0.0
Fixtures for stores, banks and offices.....	12	210161	11.9	0.4	1.7	0.3	1.2	0.0
Custom architectural woodwork, millwork, and fixtures.....	12	2101611	10.8	0.4	1.9	0.3	1.3	0.0
Wood lockers, partitions, and shelving (except custom).....	12	2101612	15.6	2.3	-1.1	3.0	0.2	2.5
Wood furniture dimensions and nonwood furniture parts and frames..	12	2101615	16.8	0.1	3.3	0.0	-0.8	-0.7
Nonwood furniture and store fixtures.....	12	22	12.8	-1.3	0.5	1.6	0.4	2.3
Nonwood commercial storage units, files, and tables.....	12	2202	10.7	0.7	2.0	-1.7	1.1	0.7
Nonwood commercial storage units, files, and tables.....	12	220202	10.7	0.7	2.0	-1.7	1.1	0.7
Nonwood commercial furniture.....	12	2203	22.2	-1.1	-0.9	3.0	1.1	5.7
Nonwood office seating.....	12	220325	7.7	-4.6	-5.1	8.0	3.2	-1.3
Nonwood office furniture panel systems, and other nonwood office furniture.....	12	220326	29.7	0.5	1.0	1.1	0.2	9.0
Nonwood partitions and fixtures.....	12	2204	4.8	-2.4	1.2	1.5	-0.6	-0.6
Storage racks and accessories, except wood.....	12	220407	-6.5	-4.7	-4.8	0.0	0.0	0.0
Fixtures (bank, office, and store) except wood.....	12	220409	17.6	-0.2	4.3	0.6	1.4	0.4
Public building furniture.....	12	23	19.1	2.1	0.9	0.2	0.1	0.9
Public building furniture.....	12	2301	19.1	2.1	0.9	0.2	0.1	0.9
School furniture (except stone and concrete), excluding library furniture.....	12	230101	28.8	4.1	1.5	0.3	-0.5	1.0
Public building and related furniture, excluding school & restaurant furniture.....	12	230102	13.8	0.8	0.5	0.2	0.5	0.9
Commercial furniture and fixtures, n.e.c.....	12	24	13.7	0.5	0.4	-0.1	-0.2	1.3
Commercial furniture and fixtures, n.e.c.....	12	2401	13.7	0.5	0.4	-0.1	-0.2	1.3
Bar, bowling center, cafeteria, and restaurant furniture.....	12	240104	19.9	0.4	0.7	0.1	0.0	0.7
Other commercial and institutional furniture and fixtures, n.e.c.....	12	240108	10.2	0.5	0.3	-0.2	-0.3	1.6
Floor coverings.....	12	3	0.8	0.6	1.4	0.3	0.0	0.6
Carpets and rugs.....	12	31	0.2	0.7	1.5	0.3	0.0	0.8
Carpet and rugs.....	12	3101	0.2	0.7	1.5	0.3	0.0	0.8
Carpet and rugs.....	12	310101	0.2	0.7	1.5	0.3	0.0	0.8
Resilient floor coverings.....	12	32	4.0	0.0	0.9	0.0	0.0	0.0
Resilient floor coverings.....	12	3201	4.0	0.0	0.9	0.0	0.0	0.0
Resilient floor coverings.....	12	320170	4.0	0.0	0.9	0.0	0.0	0.0
Household appliances.....	12	4	8.6	0.1	0.2	-0.1	-0.2	-1.4

See footnotes at end of table.

Table 7. Producer price index percentage changes for commodity and service groupings and individual items, not seasonally adjusted — Continued
 [November 2022]

Title	Commodity code		Unadjusted 12-month percent change ¹	Unadjusted 1-month percent change ¹				
	Group code	Item code		Nov. 2021 to Nov. 2022 ^P	June to July	July to Aug. ^P	Aug. to Sept. ^P	Sept. to Oct. ^P
Major appliances.....	12	41	8.6	-0.3	0.3	0.0	-0.3	-1.8
Household cooking appliances.....	12	4101	13.4	-0.3	0.3	-0.1	-0.9	-0.6
Electric household ranges, ovens (including microwave), surface cooking units, and equipment.....	12	410105	15.2	-1.4	0.4	-0.7	-0.3	-0.3
Gas household ranges, ovens, surface cooking units and equipment.	12	410139	7.4	1.4	-0.1	-1.0	0.8	-3.7
Other household ranges and cooking equipment, including outdoor equipment.....	12	410169	16.3	1.1	0.2	3.6	-5.3	3.3
Household refrigeration equipment.....	12	4103	9.4	1.0	0.8	0.2	0.0	-1.0
Household refrigerators, including refrigerator-freezer combinations.....	12	410329	11.2	1.1	0.8	0.2	-0.1	-0.9
Other major household appliances including room air-conditioners.....	12	4104	5.7	-1.3	0.4	1.0	-0.3	-4.1
Household vacuum cleaners, including parts and attachments.....	12	43	9.1	4.8	0.0	-0.4	0.0	0.0
Household vacuum cleaners and other floor care machines (including parts and attachments).....	12	4301	9.1	4.8	0.0	-0.4	0.0	0.0
Household vacuum cleaners and other floor care machines (including parts and attachments).....	12	430114	9.1	4.8	0.0	-0.4	0.0	0.0
Electric housewares and fans.....	12	44	8.7	0.0	0.0	-0.6	0.2	0.2
Parts and attachments for small electric household appliances, including fan parts.....	12	4403	3.4	0.0	0.0	0.0	0.0	0.0
Parts and attachments for small electric household appliances, including fan parts.....	12	440311	3.4	0.0	0.0	0.0	0.0	0.0
Small electric household appliances, including fans.....	12	4404	9.1	0.0	0.0	-0.6	0.2	0.2
Small electric household appliances, including fans.....	12	440401	9.1	0.0	0.0	-0.6	0.2	0.2
Portable residential lighting fixtures, including parts and accessories.....	12	45	8.4	1.7	0.0	0.0	0.0	0.5
Portable residential lighting fixtures, including parts and accessories.....	12	4501	8.4	1.7	0.0	0.0	0.0	0.5
Portable residential lighting fixtures, including parts and accessories.....	12	450135	8.4	1.7	0.0	0.0	0.0	0.5
Home electronic equipment.....	12	5	6.9	0.2	0.0	1.7	0.2	0.0
Speakers and commercial sound equipment.....	12	57	7.4	0.0	0.0	0.0	0.3	0.0
Speakers and commercial sound equipment.....	12	5707	7.4	0.0	0.0	0.0	0.3	0.0
Speakers and commercial sound equipment.....	12	570708	7.4	0.0	0.0	0.0	0.3	0.0
Other home electronic equipment.....	12	58	6.2	0.5	0.0	3.8	0.0	0.0
Other consumer audio and video equipment, including television receivers.....	12	5803	6.3	0.5	0.0	3.8	0.0	0.0
Other consumer audio and video equipment, excluding television receivers.....	12	580301	6.2	0.5	0.0	3.8	0.0	0.0
Other household durable goods.....	12	6	5.8	1.2	0.4	0.5	0.2	1.0
Vitreous china, fine earthenware, and other pottery products.....	12	61	8.4	0.4	0.4	0.0	0.0	0.0
Vitreous china, porcelain, and earthenware table and kitchenware and other pottery products.....	12	6101	8.4	0.4	0.4	0.0	0.0	0.0
Vitreous china, porcelain, and earthenware (semivitreous) table and kitchenware.....	12	610104	10.4	1.1	0.0	0.0	0.0	0.0
All other pottery products (including china decorated for the trade).....	12	610105	7.1	0.0	0.7	0.0	0.0	0.0
Mirrors (decorated and undecorated).....	12	65	-21.7	7.1	0.0	0.0	0.0	0.0
Mirrors (decorated and undecorated), made from purchased glass.....	12	6501	-21.7	7.1	0.0	0.0	0.0	0.0
Mirrors (decorated and undecorated), made from purchased glass.....	12	650104	-21.7	7.1	0.0	0.0	0.0	0.0
Lawn/garden equipment.....	12	66	9.0	0.2	0.4	-0.1	0.1	-0.4
Parts and attachments for consumer lawn, garden, and snow equipment.....	12	6605	8.7	0.2	0.1	0.0	-1.1	-2.6
Parts and attachments for consumer lawn, garden, and snow equipment.....	12	660503	8.7	0.2	0.1	0.0	-1.1	-2.6
Consumer lawn, garden, and snow equipment.....	12	6607	9.0	0.2	0.5	-0.2	0.4	0.1
Consumer lawn, garden, and snow equipment.....	12	660701	9.0	0.2	0.5	-0.2	0.4	0.1
Consumer riding lawn, garden, and snow equipment.....	12	6607011	14.4	0.4	0.0	0.0	1.1	0.5
Consumer nonriding lawn, garden, and snow equipment.....	12	6607012	5.8	0.0	0.8	-0.3	0.0	-0.1
Cutlery, flatware (except precious), razors and razor blades.....	12	67	10.0	-0.1	1.4	0.0	0.6	0.0
Cutlery, flatware (except precious), razors and razor blades.....	12	6701	10.0	-0.1	1.4	0.0	0.6	0.0
Cutlery, scissors, shears, trimmers, and snips.....	12	670141	15.4	-0.3	6.7	0.0	-0.6	0.0
Metal kitchen utensil, pots, and pans.....	12	68	7.4	2.1	0.0	0.0	0.0	0.0
Metal kitchen utensil, pots, and pans.....	12	6801	7.4	2.1	0.0	0.0	0.0	0.0
Stamped and spun kitchen utensils, except aluminum.....	12	680102	-	-	0.0	0.0	0.0	0.0
Window shades, blinds, and accessories.....	12	69	32.0	0.0	0.0	4.5	0.6	8.5
Window shades, blinds, and accessories.....	12	6901	32.0	0.0	0.0	4.5	0.6	8.5
Window shades and window shade accessories and rollers.....	12	690101	39.0	0.0	0.0	5.1	1.0	13.3
Nonmetallic mineral products.....	13	-	12.9	1.7	1.0	0.4	0.3	0.4

See footnotes at end of table.

Table 7. Producer price index percentage changes for commodity and service groupings and individual items, not seasonally adjusted — Continued
 [November 2022]

Title	Commodity code		Unadjusted 12-month percent change ¹	Unadjusted 1-month percent change ¹				
	Group code	Item code		Nov. 2021 to Nov. 2022 ^P	June to July	July to Aug. ^P	Aug. to Sept. ^P	Sept. to Oct. ^P
Glass.....	13	1	10.5	1.1	1.8	-0.2	1.3	1.2
Flat glass.....	13	11	12.3	1.5	2.3	-0.2	1.6	1.5
Flat glass (float, sheet, and plate process).....	13	1105	25.0	3.4	6.1	-1.0	2.1	2.3
Flat glass (float, sheet, and plate process).....	13	110511	25.0	3.4	6.1	-1.0	2.1	2.3
Specialty glass.....	13	1107	8.5	0.9	1.0	0.0	1.5	1.2
Specialty glass.....	13	110703	8.5	0.9	1.0	0.0	1.5	1.2
Other glass products, made by flat glass producers.....	13	1107034	12.8	4.9	0.9	0.0	3.4	0.0
Other finished glassware.....	13	13	5.0	0.1	0.4	0.1	0.2	0.0
Pressed and blown glassware.....	13	1301	5.0	0.1	0.4	0.1	0.2	0.0
Machine-made pressed & blown table, kitchen, art, & novelty glassware.....	13	130116	5.2	-0.3	0.8	0.0	0.3	0.0
All other machine-made pressed and blown glassware.....	13	130117	5.0	0.3	0.1	0.2	0.1	0.0
Handmade pressed and blown glassware.....	13	130118	4.8	2.0	0.0	0.0	0.0	0.0
Concrete ingredients and related products.....	13	2	11.9	1.2	0.7	0.3	0.4	0.0
Construction sand, gravel, and crushed stone.....	13	21	11.6	0.7	0.6	0.1	0.1	0.0
Construction sand, gravel and crushed stone.....	13	2101	11.6	0.7	0.6	0.1	0.1	0.0
Construction sand and gravel (run of pit/bank, washed, screened, etc.).....	13	210120	7.8	1.7	0.0	-0.1	0.2	0.0
Construction sand and gravel, Northeast.....	13	2101201	11.8	5.8	0.0	0.0	0.0	0.0
Construction sand and gravel, Midwest.....	13	2101202	11.1	1.0	0.3	-0.4	0.2	0.0
Construction sand and gravel, West.....	13	2101204	9.0	1.7	-0.1	0.0	0.3	0.1
Crushed and broken stone.....	13	210121	13.3	0.3	0.8	0.2	0.0	0.0
Crushed and broken limestone.....	13	2101212	15.0	0.6	0.5	0.3	0.0	0.0
Crushed and broken granite.....	13	2101213	8.3	-0.1	0.2	0.0	0.0	0.0
Bituminous limestone, sandstone, & other crushed & broken stone.....	13	2101219	11.0	-1.1	3.2	0.1	0.0	0.0
Cement, hydraulic.....	13	22	12.9	2.6	1.0	0.7	1.4	0.1
Cement, hydraulic.....	13	2201	12.9	2.6	1.0	0.7	1.4	0.1
Cement, hydraulic.....	13	220161	12.9	2.6	1.0	0.7	1.4	0.1
Concrete products.....	13	3	14.3	1.9	1.2	0.9	0.3	0.8
Concrete block and brick.....	13	31	14.2	2.1	0.7	1.5	0.4	0.0
Structural concrete block.....	13	3111	15.4	2.6	1.0	1.6	0.6	0.0
Structural concrete block.....	13	311135	15.4	2.6	1.0	1.6	0.6	0.0
Structural concrete block, lightweight units (weighing less than 105 lb/cubic ft.) (dry weight).....	13	3111351	14.6	3.3	1.3	1.3	0.9	0.0
Structural concrete block, mediumweight units (weighing 105 - 124 lb/cubic ft.) (dry weight).....	13	3111352	19.9	0.0	0.4	2.1	0.8	0.0
Structural concrete block, normalweight units (weighing 125 lb or more/cubic ft.) (dry weight).....	13	3111353	14.4	2.8	0.6	2.0	0.2	0.0
Decorative concrete block.....	13	3121	12.2	4.7	0.0	1.5	0.6	-0.2
Decorative concrete block (including screen, split, slump, shadowal block, etc.).....	13	312101	12.2	4.7	0.0	1.5	0.6	-0.2
Concrete brick.....	13	3131	11.2	0.0	0.0	0.4	0.0	0.0
Concrete brick.....	13	313101	11.2	0.0	0.0	0.4	0.0	0.0
Concrete pavers.....	13	3141	14.3	0.1	0.9	1.5	0.0	0.0
Concrete pavers (including grid, interlocking, etc.).....	13	314101	14.3	0.1	0.9	1.5	0.0	0.0
Concrete pipe.....	13	32	18.8	1.5	1.0	2.8	0.5	0.0
Concrete pipe.....	13	3201	18.8	1.5	1.0	2.8	0.5	0.0
Concrete pipe.....	13	320108	18.8	1.5	1.0	2.8	0.5	0.0
Concrete storm sewer pipe.....	13	3201082	16.2	0.9	2.7	1.1	2.0	0.1
Concrete pipe, except concrete culvert and storm sewer pipe.....	13	3201083	16.4	3.6	0.4	0.2	0.0	0.0
Ready-mix concrete.....	13	33	12.3	2.0	1.3	0.9	0.4	1.0
Ready-mix concrete.....	13	3301	12.3	2.0	1.3	0.9	0.4	1.0
Ready-mix concrete.....	13	330101	12.3	2.0	1.3	0.9	0.4	1.0
Northeast region ready-mix concrete.....	13	330101A	8.5	1.2	1.5	-0.7	2.0	0.3
Midwest region ready-mix concrete.....	13	330101B	10.5	1.7	-0.5	0.5	-0.4	3.8
South region ready-mix concrete.....	13	330101C	11.3	2.7	1.9	1.6	0.1	-0.4
West region ready-mix concrete.....	13	330101D	17.8	1.4	1.8	0.8	1.0	1.2
Precast concrete products.....	13	34	12.9	2.1	0.5	0.3	0.2	0.3
Precast concrete products.....	13	3401	12.9	2.1	0.5	0.3	0.2	0.3
Precast concrete products.....	13	340106	12.9	2.1	0.5	0.3	0.2	0.3
Precast concrete slabs and tile, roof and floor units.....	13	3401061	3.7	1.5	0.4	4.4	-3.0	0.0
Precast concrete architectural wall panels.....	13	3401062	16.4	0.3	0.2	-1.6	0.3	0.0
Burial vaults and boxes, precast concrete.....	13	3401063	7.2	2.8	0.0	0.0	0.6	0.3
Precast concrete products (excl burial vaults and boxes, slabs and tile, and arch. wall panels).....	13	3401064	15.6	2.9	0.8	-0.1	1.2	0.5

See footnotes at end of table.

Table 7. Producer price index percentage changes for commodity and service groupings and individual items, not seasonally adjusted — Continued
 [November 2022]

Title	Commodity code		Unadjusted 12-month percent change ¹	Unadjusted 1-month percent change ¹				
	Group code	Item code		Nov. 2021 to Nov. 2022 ^P	June to July	July to Aug. ^P	Aug. to Sept. ^P	Sept. to Oct. ^P
Prestressed concrete products.....	13	35	32.1	0.5	3.1	-0.6	-0.2	2.1
Prestressed concrete products.....	13	3501	32.1	0.5	3.1	-0.6	-0.2	2.1
Prestressed concrete products.....	13	350107	32.1	0.5	3.1	-0.6	-0.2	2.1
Prestressed concrete bridge beams and solid and hollow cored slabs and panels.....	13	3501071	42.5	0.8	3.5	-0.6	-0.3	3.3
Prestressed concrete bridge beams.....	13	35010711	59.3	0.0	6.2	-1.2	-0.3	1.4
Prestressed concrete solid and hollow cored slabs and panels.....	13	35010712	25.7	1.9	0.2	0.1	-0.4	5.9
Prestressed concrete products (excl bridge beams and solid and hollow cored slabs and panels).....	13	3501072	18.6	0.0	2.4	-0.5	0.0	0.1
Clay construction products ex. refractories.....	13	4	10.5	2.1	0.5	0.8	2.4	0.2
Brick and structural clay tile.....	13	42	14.4	0.5	1.0	0.0	6.2	0.0
Building or common brick.....	13	4201	14.5	0.6	1.0	0.0	6.5	0.0
Building or common brick.....	13	420101	14.5	0.6	1.0	0.0	6.5	0.0
Glazed brick and other brick (paving, floor, and sewer).....	13	4202	11.8	0.0	3.0	0.0	0.1	0.0
Glazed brick and other brick (paving, floor, and sewer).....	13	420201	11.8	0.0	3.0	0.0	0.1	0.0
Clay floor and wall tile, glazed and unglazed.....	13	44	6.1	4.4	0.0	1.8	-1.6	0.0
Clay floor and wall tile, glazed and unglazed (including quarry tile and ceramic mosaic tile).....	13	4401	6.1	4.4	0.0	1.8	-1.6	0.0
Clay floor and wall tile, glazed and unglazed (including quarry tile and ceramic mosaic tile).....	13	440131	6.1	4.4	0.0	1.8	-1.6	0.0
Structural clay products, n.e.c.....	13	45	9.1	0.0	0.0	0.4	0.0	2.5
Structural clay products, n.e.c.....	13	4501	9.1	0.0	0.0	0.4	0.0	2.5
All other structural clay products, excluding clay refractories.....	13	450199	6.9	0.0	0.0	0.5	0.0	0.0
Refractories.....	13	5	11.0	1.9	1.4	0.2	-0.5	0.3
Clay refractories.....	13	52	2.7	0.0	0.1	0.0	0.0	0.0
Clay refractories.....	13	5201	2.7	0.0	0.1	0.0	0.0	0.0
Clay refractories.....	13	520181	2.7	0.0	0.1	0.0	0.0	0.0
Nonclay refractories.....	13	53	17.8	3.2	2.4	0.3	-0.9	0.6
Nonclay refractories (excluding dead-burned magnesia).....	13	5301	17.8	3.2	2.4	0.3	-0.9	0.6
Nonclay refractories (excluding dead-burned magnesia).....	13	530112	17.8	3.2	2.4	0.3	-0.9	0.6
Asphalt felts and coatings.....	13	6	12.2	-0.2	0.5	0.7	-0.1	0.6
Prepared asphalt and tar roofing and siding products.....	13	61	12.5	-0.4	0.2	0.8	-0.2	0.7
Prepared asphalt and tar roofing and siding products.....	13	6101	12.5	-0.4	0.2	0.8	-0.2	0.7
Prepared asphalt and tar roofing and siding products.....	13	610131	12.5	-0.4	0.2	0.8	-0.2	0.7
Asphalt smooth-surfaced roll roofing and cap sheets, organic and fiberglass base.....	13	6101311	18.6	0.0	0.2	0.0	0.0	0.0
Asphalt mineral-surfaced roll roofing and cap sheets, organic and fiberglass base.....	13	6101312	14.3	0.0	0.6	0.1	0.0	0.0
Other prepared asphalt and tar products for roofing and siding.....	13	6101317	14.6	1.0	0.4	0.3	0.2	0.1
Roofing asphalts, pitches, coatings, and cement.....	13	62	9.6	0.9	2.9	0.0	0.0	0.0
Roofing asphalts, pitches, coatings, and cement.....	13	6201	9.6	0.9	2.9	0.0	0.0	0.0
Roofing asphalts, pitches, coatings, and cement.....	13	620121	9.6	0.9	2.9	0.0	0.0	0.0
Gypsum products.....	13	7	16.6	0.3	2.7	0.3	-0.3	0.4
Gypsum products.....	13	71	16.6	0.3	2.7	0.3	-0.3	0.4
Gypsum products.....	13	7101	16.6	0.3	2.7	0.3	-0.3	0.4
Gypsum building materials.....	13	710102	18.0	0.3	3.2	0.4	-0.4	0.4
Other gypsum products.....	13	710116	9.0	0.0	0.0	0.0	0.0	0.0
Glass containers.....	13	8	6.3	0.3	0.0	0.0	0.0	1.7
Glass containers.....	13	81	6.3	0.3	0.0	0.0	0.0	1.7
Glass containers (including value of packaging).....	13	8101	6.3	0.3	0.0	0.0	0.0	1.7
Glass containers (including value of packaging).....	13	810104	6.3	0.3	0.0	0.0	0.0	1.7
Other nonmetallic minerals.....	13	9	14.1	3.2	0.7	0.3	0.0	-0.4
Insulation materials.....	13	92	14.3	3.3	1.2	0.5	-0.2	-0.2
Mineral wool for thermal and acoustical envelope insulation.....	13	9201	14.8	3.3	0.9	0.1	-0.2	-0.2
Mineral wool for thermal and acoustical envelope insulation.....	13	920105	14.8	3.3	0.9	0.1	-0.2	-0.2
Mineral wool for industrial, equipment, and appliance insulation.....	13	9202	13.0	3.2	2.0	1.6	0.0	0.0
Mineral wool for industrial, equipment, and appliance insulation.....	13	920201	13.0	3.2	2.0	1.6	0.0	0.0
Paving mixtures and blocks.....	13	94	19.8	2.9	1.0	-0.1	-0.7	-0.9
Paving mixtures and blocks.....	13	9401	19.8	2.9	1.0	-0.1	-0.7	-0.9
Paving mixtures and blocks.....	13	940113	19.8	2.9	1.0	-0.1	-0.7	-0.9
Emulsified asphalt, including liquid additives.....	13	940113A	22.0	2.4	-0.1	-0.7	-0.7	-1.3

See footnotes at end of table.

Table 7. Producer price index percentage changes for commodity and service groupings and individual items, not seasonally adjusted — Continued
 [November 2022]

Title	Commodity code		Unadjusted 12-month percent change ¹	Unadjusted 1-month percent change ¹				
	Group code	Item code	Nov. 2021 to Nov. 2022 ^P	June to July	July to Aug. ^P	Aug. to Sept. ^P	Sept. to Oct. ^P	Oct. to Nov. ^P
Other liquid asphalt and tar paving materials, including cut-backs. . . .	13	940113B	42.4	6.5	4.9	0.5	0.4	-1.0
Asphalt and tar paving mixtures (excluding liquid).....	13	940113C	17.8	2.8	0.9	0.0	-0.9	-0.7
Cut stone and stone products.....	13	95	15.6	4.2	0.0	0.6	0.1	0.0
Cut stone and stone products.....	13	9501	15.6	4.2	0.0	0.6	0.1	0.0
Dressed dimension granite (including gneiss, syenite, diorite, and cut granite).....	13	950111	16.9	6.2	0.4	0.2	0.0	0.0
Dressed dimension limestone (including dolomite, travertine, calcareous, tufa, & cut limestone).....	13	950121	7.4	0.0	0.1	0.0	0.0	0.0
Dressed dimension marble and other stone.....	13	950151	15.1	0.0	-1.0	1.8	0.3	0.0
Gaskets, packing, and sealing devices.....	13	98	8.6	2.2	-0.1	0.0	0.9	0.0
Gaskets and gasketing material.....	13	9801	7.4	1.8	0.0	0.0	1.8	0.0
Nonmetallic gaskets and gasketing.....	13	980111	12.0	3.6	0.0	0.0	0.0	0.0
Metallic gaskets and machined seals.....	13	980112	3.0	0.0	0.0	0.0	3.7	0.0
Packing and sealing.....	13	9802	9.9	2.7	-0.3	0.0	0.0	0.0
Compression packing.....	13	980211	11.2	0.0	0.0	0.0	0.0	0.0
Molded packing and sealing devices.....	13	980212	11.0	5.6	-0.5	0.0	0.0	0.0
Rotary oil seals.....	13	980214	4.1	0.0	0.0	0.0	0.0	0.0
Nonmetallic minerals and products, n.e.c.....	13	99	10.6	3.6	0.8	0.6	0.1	-0.2
Industrial sand.....	13	9901	6.0	2.3	0.0	0.0	0.0	0.0
Hydraulic fracturing sand and all other industrial sand.....	13	990121	11.4	5.3	0.0	0.0	0.0	0.0
All other industrial sand.....	13	9901212	11.4	5.3	0.0	0.0	0.0	0.0
Clay and stone mining and quarrying.....	13	9902	11.9	4.1	1.6	1.0	0.1	-0.5
Ground or treated minerals and earths.....	13	990209	12.0	5.7	0.8	0.8	0.7	-0.7
Treated lightweight aggregate and crushed slag, minerals and earths.....	13	9902094	9.2	0.1	0.0	0.0	0.0	0.0
Other minerals and earths, treated.....	13	9902096	1.4	3.3	2.2	0.3	1.1	0.1
Dimension stone mining and quarrying.....	13	990211	8.2	1.9	2.1	0.0	0.0	0.0
Clay, excluding kaolin and ball clay.....	13	990214	16.7	2.1	1.5	-0.1	0.6	0.0
Bentonite.....	13	990214C	16.2	6.9	0.0	0.0	0.8	0.0
All other nonmetallic minerals, including talc and gypsum.....	13	990299	9.2	0.4	4.7	3.2	-2.6	0.0
All other miscellaneous nonmetallic mineral products.....	13	9903	10.7	3.5	0.0	0.3	0.2	0.0
Dry-mixed concrete materials (prepackaged sand, gravel, mortar, and cement premixes).....	13	990312	11.8	4.5	0.0	0.3	0.0	0.0
Other nonmetallic mineral products.....	13	990313	7.5	0.5	0.2	0.2	0.9	0.0
Transportation equipment.....	14	—	4.7	0.3	0.3	0.2	0.5	0.1
Motor vehicles and equipment.....	14	1	4.9	0.3	0.3	0.2	0.7	0.1
Motor vehicles.....	14	11	4.4	0.3	0.1	0.1	1.2	0.3
Passenger cars and chassis.....	14	1101	2.0	0.1	0.1	0.0	0.1	0.2
Passenger cars and chassis.....	14	110131	2.0	0.1	0.1	0.0	0.1	0.2
Motorcycles, including three-wheel motorbikes, motorscooters, mopeds, and parts.....	14	1104	2.3	0.1	0.0	2.0	0.0	0.0
Motorcycles, including three-wheel motorbikes, motorscooters, mopeds, and parts.....	14	110401	2.3	0.1	0.0	2.0	0.0	0.0
Trucks, truck tractors, & bus chassis 14,000 lb or less, incl. minivans & suvs.....	14	1105	6.7	0.5	0.1	0.1	2.2	0.4
Trucks, truck tractors, & bus chassis 14,000 lb or less, incl. minivans & suvs.....	14	110571	6.7	0.5	0.1	0.1	2.2	0.4
Trucks, over 14,000 lbs GVW.....	14	1106	2.6	0.0	0.1	-0.1	0.2	0.0
Trucks, over 14,000 lbs GVW.....	14	110684	2.6	0.0	0.1	-0.1	0.2	0.0
Buses, including military and firefighting vehicles (chassis of own manufacture).....	14	1106843	9.9	0.1	0.0	0.0	0.0	0.0
Motor vehicles parts.....	14	12	3.6	0.2	0.5	0.2	-0.1	-0.1
Motor vehicles parts.....	14	1205	3.6	0.2	0.5	0.2	-0.1	-0.1
Gasoline engines and engine parts, excl. carburetors, pistons, and valves.....	14	120501	2.7	0.3	-0.1	-0.1	0.2	0.8
Motor vehicle steering and suspension parts.....	14	120502	0.5	-1.8	-1.1	0.2	1.8	0.0
Motor vehicle transmission and power train.....	14	120503	4.2	-0.1	1.9	0.0	0.1	-0.2
Motor vehicle drive train components, except wheels and brakes, new.....	14	1205031	4.1	-0.1	1.9	0.0	0.1	-0.2
Motor vehicle transmissions except auxiliary and parts, new.....	14	12050310	2.8	0.2	0.0	0.0	0.2	0.0
Parts for manual and automatic transmissions, new.....	14	12050313	15.0	0.0	14.7	0.0	-0.1	-0.5
Other motor vehicle drive train components, except wheels and brakes, new.....	14	12050315	-0.6	-0.6	0.2	-0.1	-0.3	-0.9
Motor vehicle drive train components, rebuilt.....	14	1205033	13.6	1.4	0.0	0.0	4.8	0.0
Motor vehicle brake systems.....	14	120504	9.7	4.3	-0.4	0.1	-1.5	-0.3
Motor vehicle brake parts and assemblies, new.....	14	1205041	10.5	4.5	-0.4	0.1	-1.5	-0.3

See footnotes at end of table.

Table 7. Producer price index percentage changes for commodity and service groupings and individual items, not seasonally adjusted — Continued
 [November 2022]

Title	Commodity code		Unadjusted 12-month percent change ¹	Unadjusted 1-month percent change ¹				
	Group code	Item code		Nov. 2021 to Nov. 2022 ^P	June to July	July to Aug. ^P	Aug. to Sept. ^P	Sept. to Oct. ^P
Motor vehicle drum brake assemblies and parts, new.....	14	1205041A	20.4	—	—	0.0	4.2	0.0
Other motor vehicle brake parts and assemblies, new.....	14	1205041B	15.4	14.1	-0.2	0.3	1.7	-0.7
Motor vehicle disc brake assemblies and parts, new.....	14	1205041C	0.7	-2.7	-0.2	-0.1	-7.9	-0.1
Filters for internal combustion engines and motor vehicles.....	14	120505	16.2	3.9	0.0	0.0	0.0	1.0
Other motor vehicle parts.....	14	120508	2.6	0.1	0.8	0.0	0.0	0.0
Vehicle seating and interior trim.....	14	120511	1.3	-0.1	0.2	0.4	0.0	-0.9
Automobile trimmings.....	14	1205111	-0.4	0.0	0.0	0.0	0.0	0.0
Seats for public conveyance and aircraft.....	14	1205113	2.5	0.1	0.3	0.6	0.0	-0.7
Motor vehicle air conditioning systems and compressors.....	14	120512	0.3	-1.0	-2.1	0.0	-0.8	0.0
Carburetors, pistons, piston rings, and valves.....	14	120513	4.5	0.2	0.1	0.1	-0.2	-0.2
Motor vehicle electrical and electronic equipment.....	14	120514	4.4	0.1	0.4	2.0	-0.1	0.0
Vehicular lighting equipment.....	14	1205141	3.4	0.1	0.9	0.0	0.3	0.1
Other motor vehicle electrical and electronic equipment.....	14	1205142	4.6	0.2	0.3	2.4	-0.2	0.0
Battery charging alternators, generators, and regulators.....	14	12051422	0.0	0.0	-0.1	-0.5	-0.6	0.1
Parts for electrical and electronic engine equipment.....	14	12051424	2.1	-0.1	0.0	2.3	-0.4	0.0
All other miscellaneous non-engine electrical and electronic equipment.....	14	12051425	3.4	0.1	0.5	2.7	-0.1	0.0
All other miscellaneous complete engine electrical equipment, including spark plugs.....	14	12051426	7.7	1.2	0.9	2.2	-0.5	0.3
Truck and bus bodies.....	14	13	16.2	0.3	0.7	0.4	1.8	0.0
Truck and bus bodies sold separately.....	14	1301	16.0	0.4	0.3	-0.2	1.5	-0.2
Other truck and vehicle bodies, sold separately.....	14	13015	13.5	0.0	0.4	-0.4	3.4	-0.3
Dump truck bodies, sold separately.....	14	130151	2.9	0.0	0.0	-3.2	0.0	-2.0
All other truck and vehicle bodies, sold separately.....	14	130152	15.2	0.0	0.4	0.0	3.9	0.0
Service truck bodies, sold separately.....	14	130153	16.2	0.0	0.9	0.4	4.5	0.0
Complete vehicles on purchased chassis.....	14	1302	16.4	0.1	1.3	1.1	2.0	0.1
Buses and firefighting vehicles, complete, produced on purchased chassis.....	14	13027	1.8	0.4	0.0	0.0	0.0	0.4
Buses and firefighting vehicles, complete, produced on purchased chassis.....	14	130275	1.8	0.4	0.0	0.0	0.0	0.4
Other trucks and vehicles, complete, produced on purchased chassis.....	14	13029	20.4	0.1	1.6	1.3	2.5	0.1
Other trucks and vehicles, complete, produced on purchased chassis, except upfitting trucks.....	14	130294	20.9	0.1	1.9	1.7	3.2	0.1
Upfitting trucks, complete, produced on purchased chassis.....	14	130299	—	0.0	0.6	—	—	—
Truck trailers.....	14	14	20.0	0.7	0.1	0.2	0.5	0.0
Truck trailers.....	14	1406	20.0	0.7	0.1	0.2	0.5	0.0
Truck trailers and chassis, axle rating 10,000 lb or more.....	14	140602	18.0	0.7	0.1	0.2	0.1	0.0
Truck trailers and chassis, axle rating less than 10,000 lb.....	14	140603	33.4	0.9	0.0	0.0	3.0	0.0
Motor homes, built on purchased chassis.....	14	15	4.3	0.2	0.1	0.2	0.7	0.0
Motor homes, built on purchased chassis.....	14	1501	4.3	0.2	0.1	0.2	0.7	0.0
Motor homes, built on purchased chassis.....	14	150101	4.3	0.2	0.1	0.2	0.7	0.0
Travel trailers and campers.....	14	16	8.2	0.1	0.2	1.1	0.6	0.1
Travel trailers.....	14	1601	8.9	0.1	0.2	1.1	0.8	0.1
Travel trailers.....	14	160101	8.9	0.1	0.2	1.1	0.8	0.1
Conventional travel trailers.....	14	1601016	9.9	0.1	0.7	1.7	1.2	0.1
Camping trailers, campers, pick-up covers, and parts.....	14	1602	5.4	0.1	0.1	1.5	0.0	0.1
Camping trailers, campers, pick-up covers, and parts.....	14	160201	5.4	0.1	0.1	1.5	0.0	0.1
Other parts and components, excluding appliances and furnishings.....	14	1602013	5.8	0.0	0.0	2.1	0.0	0.0
Truck campers, caps, box covers, and fold-down camping trailers.....	14	1602014	4.7	—	—	—	—	0.1
Aircraft and aircraft equipment.....	14	2	4.4	0.2	0.3	0.3	0.2	0.2
Aircraft.....	14	21	5.0	0.3	0.2	0.0	0.3	0.2
Civilian aircraft.....	14	2102	6.1	0.4	0.4	0.4	0.4	0.3
Civilian aircraft.....	14	210206	6.1	0.4	0.4	0.4	0.4	0.3
Military aircraft.....	14	2104	2.8	0.0	0.0	-0.7	0.0	0.0
Military aircraft.....	14	210401	2.8	0.0	0.0	-0.7	0.0	0.0
Aircraft engine and engine parts.....	14	23	4.5	0.3	0.6	0.3	0.0	0.1
Aircraft engine and engine parts.....	14	2301	4.5	0.3	0.6	0.3	0.0	0.1
Aircraft engine and engine parts.....	14	230101	4.5	0.3	0.6	0.3	0.0	0.1
Aeronautical services on aircraft engines.....	14	2301015	12.4	0.0	2.7	0.6	0.0	0.0
Aircraft engine parts and accessories.....	14	2301017	2.2	0.0	0.0	0.3	0.1	0.1
Parts and accessories for military aircraft engines.....	14	23010175	1.5	0.0	0.0	0.3	0.3	0.0
Parts and accessories for civilian aircraft engines.....	14	23010177	2.3	0.0	0.0	0.3	0.0	0.1
Other aircraft parts and equipment.....	14	25	2.8	0.0	0.0	1.2	0.0	0.4
Other aircraft parts and equipment.....	14	2501	2.8	0.0	0.0	1.2	0.0	0.4

See footnotes at end of table.

Table 7. Producer price index percentage changes for commodity and service groupings and individual items, not seasonally adjusted — Continued
 [November 2022]

Title	Commodity code		Unadjusted 12-month percent change ¹	Unadjusted 1-month percent change ¹				
	Group code	Item code		Nov. 2021 to Nov. 2022 ^P	June to July	July to Aug. ^P	Aug. to Sept. ^P	Sept. to Oct. ^P
Aircraft propellers and helicopter rotors.....	14	250102	5.5	0.0	0.2	4.4	0.0	0.1
Aircraft parts and auxiliary equipment.....	14	250103	2.8	0.0	0.0	1.0	0.0	0.4
Aircraft landing gear for civilian and military aircraft.....	14	2501032	5.3	0.0	0.0	0.5	0.0	0.0
Other aircraft subassemblies and parts for military aircraft.....	14	2501033	1.6	0.0	0.0	0.0	0.0	1.4
Other aircraft subassemblies and parts for civilian aircraft.....	14	2501034	3.9	0.0	0.0	2.2	0.0	0.4
Ships and boats.....	14	3	5.8	0.5	0.6	-0.1	0.1	0.1
Ships.....	14	31	3.3	0.1	0.0	-0.3	0.0	0.0
Military self-propelled ships, new construction.....	14	3102	0.1	0.0	0.0	-0.6	0.0	0.0
Military self-propelled ships, new construction.....	14	310201	0.1	0.0	0.0	-0.6	0.0	0.0
Nonmilitary self-propelled ships, new construction.....	14	3103	6.3	0.4	0.0	0.5	0.0	0.0
Nonmilitary self-propelled ships, new construction.....	14	310301	6.3	0.4	0.0	0.5	0.0	0.0
Boats.....	14	32	11.1	1.5	1.8	0.4	0.4	0.3
Outboard motorboats, including commercial and military (except sailboats and lifeboats).....	14	3201	13.4	2.6	2.7	0.7	0.4	0.1
Outboard motorboats, wood or metal, incl. comm. and military (exc. sailboats and lifeboats).....	14	320107	15.1	0.1	4.5	1.1	0.2	0.2
Outboard motorboats, plastics/fiberglass, incl. comm. and mil. (exc. sailboats and lifeboats).....	14	320108	12.0	4.8	1.1	0.2	0.7	0.0
Inboard motorboats, including commercial and military (except sailboats and lifeboats).....	14	3202	10.6	0.7	1.1	0.0	0.8	1.0
Inboard cabin cruisers, including commercial and military (except sailboats and lifeboats).....	14	320206	7.6	0.0	1.7	0.0	0.0	1.0
Other inboard motorboats, including commercial and military (except sailboats and lifeboats).....	14	320207	13.2	1.2	0.5	0.0	1.5	1.1
Inboard-outdrive boats, including commercial and military (except sailboats and lifeboats).....	14	3203	7.4	0.0	0.0	0.0	0.0	0.0
All other inboard-outdrive boats, incl. comm. and military (except sailboats and lifeboats).....	14	320310	5.3	0.0	0.0	0.0	0.0	0.0
All other boats (excluding military and commercial).....	14	3204	5.1	0.0	2.4	0.0	0.0	0.0
All other boats (excluding military and commercial).....	14	320406	5.1	0.0	2.4	0.0	0.0	0.0
Railroad equipment.....	14	4	1.9	0.0	0.3	0.2	0.0	0.1
Railroad cars and locomotives.....	14	44	-	0.0	0.0	0.0	0.0	-
Railroad cars and locomotives.....	14	4401	-	0.0	0.0	0.0	0.0	-
Railroad cars.....	14	440102	-	0.0	0.0	0.0	0.0	-
Railway maintenance of way equipment and parts.....	14	45	-	0.3	1.8	1.4	0.2	0.7
Railway maintenance of way equipment and parts.....	14	4501	7.6	0.3	1.8	1.4	0.2	0.7
Air brake and other brake equipment.....	14	450101	-	0.0	0.0	0.0	0.0	-
Railway maintenance of way & all other railroad and streetcar equipment, parts and accessories.....	14	450102	7.8	0.3	2.0	1.6	0.3	0.8
Transportation equipment, n.e.c.....	14	9	6.7	0.1	-0.2	0.0	0.2	-0.6
Transportation equipment, n.e.c.....	14	91	6.7	0.1	-0.2	0.0	0.2	-0.6
Other transportation equipment, incl. golf carts, vehicle trailers, and all-terrain vehicles.....	14	9111	6.7	0.1	-0.2	0.0	0.2	-0.6
Automobile and light truck trailers.....	14	911104	9.4	-0.5	0.0	0.3	0.0	-2.1
All other miscellaneous transportation equipment, including all-terrain vehicles.....	14	911105	6.3	0.5	-0.3	-0.2	0.3	0.0
All-terrain vehicles and parts.....	14	9111051	5.9	0.3	-0.4	0.0	0.1	0.0
All other miscellaneous transportation equipment and parts.....	14	9111052	7.4	1.1	-0.1	-0.6	0.6	0.0
Miscellaneous products.....	15	-	8.8	0.3	0.8	0.3	0.1	0.8
Toys, sporting goods, small arms, etc.....	15	1	10.3	0.0	0.0	-0.9	0.1	1.2
Toys, games, and children's vehicles.....	15	11	4.0	0.0	0.0	0.0	1.2	0.0
Toys, games, and children's vehicles.....	15	1101	4.0	0.0	0.0	0.0	1.2	0.0
Nonelectronic games and puzzles (excl. toys), and electronic toys (incl. parts).....	15	110152	0.2	0.0	0.0	0.0	0.0	0.0
Nonelectronic games and puzzles, including parts.....	15	1101521	0.2	0.0	0.0	0.0	0.0	0.0
Other nonelectronic toys, including parts.....	15	110154	11.7	0.0	0.0	0.0	4.2	0.0
Models, science & craft kits/supply, & collectors' miniatures.....	15	110155	6.4	0.0	0.0	0.0	0.3	0.0
Sporting and athletic goods.....	15	12	16.4	0.0	0.0	-1.5	0.1	2.1
Sporting and athletic goods.....	15	1201	16.4	0.0	0.0	-1.5	0.1	2.1
Golf equipment, excluding apparel and shoes.....	15	120127	33.4	0.0	-0.1	-4.0	0.0	5.7
Bicycles, adult tricycles, unicycles and parts.....	15	120182	6.4	0.0	0.1	0.0	0.0	1.1
Playground equipment.....	15	120185	9.9	0.0	0.0	0.0	1.3	0.0
Gymnasium and exercise equipment.....	15	120192	11.2	-0.5	0.0	0.0	0.0	0.0
Other sporting and athletic goods.....	15	120193	7.7	0.3	0.0	0.0	0.0	0.0

See footnotes at end of table.

Table 7. Producer price index percentage changes for commodity and service groupings and individual items, not seasonally adjusted — Continued
 [November 2022]

Title	Commodity code		Unadjusted 12-month percent change ¹	Unadjusted 1-month percent change ¹				
	Group code	Item code		Nov. 2021 to Nov. 2022 ^P	June to July	July to Aug. ^P	Aug. to Sept. ^P	Sept. to Oct. ^P
Small arms and ammunition.....	15	13	2.4	0.0	0.0	0.0	0.0	0.0
Small arms.....	15	1301	0.4	0.0	0.0	0.0	0.0	0.0
Single barrel shotguns, other small firearms n.e.c., and parts & attachments for small arms.....	15	130128	1.0	0.0	0.0	0.0	0.0	0.0
Small arms ammunition.....	15	1302	4.8	0.0	0.0	0.0	0.0	0.0
Small arms ammunition.....	15	130281	4.8	0.0	0.0	0.0	0.0	0.0
Other small arms ammunition products.....	15	1303	6.7	0.0	0.0	0.0	0.0	0.2
All other small arms ammunition products.....	15	130308	6.7	0.0	0.0	0.0	0.0	0.2
Tobacco products, incl. stemmed & redried.....	15	2	11.4	0.7	1.9	0.7	0.0	1.9
Cigarettes, excluding electronic.....	15	21	12.3	0.8	2.0	0.8	0.0	2.1
Cigarettes, excluding electronic.....	15	2101	12.3	0.8	2.0	0.8	0.0	2.1
Cigarettes, excluding electronic.....	15	210105	12.3	0.8	2.0	0.8	0.0	2.1
Stemmed and redried tobacco.....	15	24	3.3	0.0	-0.1	0.0	0.2	2.7
Stemmed and redried tobacco.....	15	2402	3.3	0.0	-0.1	0.0	0.2	2.7
Stemmed and redried tobacco.....	15	240208	3.3	0.0	-0.1	0.0	0.2	2.7
Tobacco, unstemmed leaf, redried before packing.....	15	2402081	6.1	0.0	-0.1	0.0	0.3	5.1
Tobacco, stemmed.....	15	2402084	0.2	0.0	0.0	0.0	0.0	0.0
Other tobacco products.....	15	25	7.9	0.1	1.6	0.2	0.0	1.0
Other tobacco products.....	15	2501	7.9	0.1	1.6	0.2	0.0	1.0
Other tobacco products.....	15	250101	7.9	0.1	1.6	0.2	0.0	1.0
Cigars.....	15	2501011	3.1	0.0	0.0	0.0	0.0	0.0
Chewing and smoking tobacco.....	15	2501014	8.5	0.1	1.9	0.0	0.0	1.3
Notions.....	15	3	7.9	3.5	0.0	0.0	0.0	0.0
Fasteners, zippers, buttons, needles, pins, and buckles.....	15	32	7.9	3.5	0.0	0.0	0.0	0.0
Fasteners, zippers, buttons, needles, pins, and buckles.....	15	3201	7.9	3.5	0.0	0.0	0.0	0.0
Fasteners, zippers, buttons, needles, pins, and buckles (except precious metal).....	15	320100	7.9	3.5	0.0	0.0	0.0	0.0
Photographic equipment and supplies.....	15	4	7.2	-0.7	0.6	0.8	-3.8	2.4
Photographic and photocopying equipment.....	15	41	-	0.0	0.0	0.0	0.0	-
Photographic and photocopying equipment.....	15	4107	-	0.0	0.0	0.0	0.0	-
Photographic and photocopying equipment.....	15	410701	-	0.0	0.0	0.0	0.0	-
Motion picture & other photographic equipment, n.e.c.....	15	4107019	-	0.0	0.0	0.0	0.0	-
Photographic supplies.....	15	42	8.1	-0.9	0.8	1.1	-5.0	3.2
Photographic supplies.....	15	4206	8.1	-0.9	0.8	1.1	-5.0	3.2
Photographic supplies.....	15	420601	8.1	-0.9	0.8	1.1	-5.0	3.2
Prepared photographic chemicals.....	15	4206011	5.1	0.0	0.2	0.8	-0.2	0.7
Photographic sensitized film, plates, paper, & cloth.....	15	4206012	9.0	-1.1	1.0	1.2	-6.4	4.0
Photographic sensitized film, plates, paper, & cloth, silver-halide-type (excluding X-ray).....	15	42060121	-	-2.2	1.7	0.1	-	-
Photographic sensitized film etc., less silver halide type (inc. X-ray).....	15	42060122	11.1	0.3	0.0	2.6	0.8	0.0
Mobile homes.....	15	5	11.5	0.1	-1.3	-0.9	-0.9	-0.4
Manufactured homes (mobile homes), all sizes (incl. multisection).....	15	53	11.5	0.1	-1.3	-0.9	-0.9	-0.4
Manufactured mobile homes and nonresidential mobile buildings.....	15	5303	11.5	0.1	-1.3	-0.9	-0.9	-0.4
Manufactured homes (mobile homes), all width sizes (incl. multisection).....	15	530301	11.5	0.1	-1.3	-0.9	-0.9	-0.4
Medical, surgical & personal aid devices.....	15	6	4.0	0.2	0.3	0.2	0.3	0.0
Surgical and medical instruments.....	15	62	3.7	0.1	0.1	0.7	0.4	0.0
Surgical and medical instruments.....	15	6201	3.7	0.1	0.1	0.7	0.4	0.0
Surgical and medical instruments.....	15	620103	3.7	0.1	0.1	0.7	0.4	0.0
Surgical and medical catheters.....	15	6201031	1.4	0.0	0.0	0.0	0.0	0.0
Orthopedic and surgical instruments.....	15	6201033	5.1	0.1	0.0	0.1	0.0	0.1
Other surgical and medical apparatus and instruments, excluding parts.....	15	6201037	4.1	0.4	0.3	0.9	0.0	0.0
Parts for surgical and medical apparatus and instruments.....	15	6201038	2.2	-0.2	0.0	0.4	1.7	0.0
Medical and surgical appliances and supplies.....	15	63	4.6	0.0	0.2	0.0	0.3	0.2
Medical and surgical appliances and supplies.....	15	6301	4.6	0.0	0.2	0.0	0.3	0.2
Medical and surgical appliances and supplies.....	15	630104	4.6	0.0	0.2	0.0	0.3	0.2
Other orthopedic and prosthetic appliances.....	15	6301042	0.7	0.0	0.0	0.0	0.0	0.0
All other surgical and medical items.....	15	6301044	5.7	0.0	0.2	0.0	0.4	0.2
Ophthalmic goods.....	15	64	4.7	0.0	0.3	0.0	0.0	0.0
Ophthalmic goods.....	15	6401	4.7	0.0	0.3	0.0	0.0	0.0
Ophthalmic fronts, temples, and focal and contact lenses.....	15	640107	-	0.0	0.5	-	-	-

See footnotes at end of table.

Table 7. Producer price index percentage changes for commodity and service groupings and individual items, not seasonally adjusted — Continued
 [November 2022]

Title	Commodity code		Unadjusted 12-month percent change ¹	Unadjusted 1-month percent change ¹				
	Group code	Item code		Nov. 2021 to Nov. 2022 ^P	June to July	July to Aug. ^P	Aug. to Sept. ^P	Sept. to Oct. ^P
Dental equipment and supplies.....	15	65	3.0	1.3	1.7	-1.3	0.4	-1.1
Dental equipment and supplies.....	15	6501	3.0	1.3	1.7	-1.3	0.4	-1.1
Dental equipment and supplies.....	15	650107	3.0	1.3	1.7	-1.3	0.4	-1.1
Professional dental equipment and supplies.....	15	6501071	4.2	1.1	0.0	0.0	0.0	0.0
Professional dental equipment.....	15	65010711	7.1	3.0	0.0	0.0	0.0	0.0
Professional dental supplies.....	15	65010712	2.0	-0.4	0.0	0.0	0.0	0.0
Other industrial safety equipment.....	15	7	11.6	0.1	0.0	0.0	3.7	0.0
Personal safety equipment and clothing.....	15	71	11.6	0.1	0.0	0.0	3.7	0.0
Personal safety equipment and clothing.....	15	7108	11.6	0.1	0.0	0.0	3.7	0.0
Personal safety equipment and clothing.....	15	710802	11.6	0.1	0.0	0.0	3.7	0.0
Other miscellaneous products.....	15	9	12.8	0.4	1.3	0.6	0.2	0.4
Burial caskets.....	15	91	10.6	0.0	0.0	0.0	1.9	3.3
Burial caskets.....	15	9101	10.6	0.0	0.0	0.0	1.9	3.3
Burial caskets.....	15	910109	10.6	0.0	0.0	0.0	1.9	3.3
Metal burial caskets & coffins, completely lined & trimmed, adult sizes.....	15	9101091	14.5	0.0	0.0	0.0	3.3	4.0
Other burial caskets & coffins, including burial boxes and vaults (except concrete and stone).....	15	9101095	-	0.0	0.0	0.0	-	-
Musical instruments.....	15	93	7.6	2.3	0.6	0.0	1.5	0.6
Musical instruments.....	15	9301	7.6	2.3	0.6	0.0	1.5	0.6
Nonelectronic pianos, organs, and nonelectronic piano and organ parts, excluding benches.....	15	930113	5.4	0.8	0.0	0.0	0.0	0.0
Other musical instruments and parts.....	15	930117	8.0	2.5	0.7	0.0	1.8	0.7
Other nonelectronic musical instruments.....	15	9301172	8.5	5.0	0.0	0.0	0.0	0.0
Other musical instrument parts & accessories, sold separately, excl. benches & instrument cases.....	15	9301173	6.4	1.8	1.6	0.0	0.9	0.0
Jewelry and jewelry products.....	15	94	7.8	-1.7	1.1	-1.0	-0.3	2.7
Jewelry (gold and platinum) and silverware.....	15	9402	10.2	-2.8	1.7	-1.5	-0.5	4.0
Jewelry, gold and platinum.....	15	940222	10.4	-2.8	1.7	-1.5	-0.5	4.0
Costume jewelry and novelties.....	15	9404	5.7	1.1	0.0	0.0	0.0	0.0
Costume jewelry and novelties.....	15	940415	5.7	1.1	0.0	0.0	0.0	0.0
All other jewelry and personal goods (excluding costume).....	15	9407	6.5	-0.9	0.6	-0.4	-0.2	2.2
All other jewelry and personal goods (excluding costume).....	15	940714	6.5	-0.9	0.6	-0.4	-0.2	2.2
Jewelers' material and lapidary work.....	15	9408	1.7	-0.4	0.2	-0.2	0.0	0.2
Pens, pencils, and marking devices.....	15	95	8.8	0.4	0.0	0.1	0.0	0.2
Pens, markers, mechanical pencils, and associated parts.....	15	9502	-	-0.6	0.0	0.0	0.0	-
Pens, markers, mechanical pencils, and associated parts.....	15	950210	-	-0.6	0.0	0.0	0.0	-
Lead pencils, art goods, office supplies and small office equipment, excluding paper.....	15	9503	15.2	1.1	0.0	0.0	0.0	0.4
Lead pencils, art goods, office supplies and small office equipment, excluding paper.....	15	950307	15.2	1.1	0.0	0.0	0.0	0.4
Marking devices.....	15	9504	1.3	0.0	0.1	0.3	0.0	0.0
Marking devices.....	15	950406	1.3	0.0	0.1	0.3	0.0	0.0
Watches, clocks, watchcases, and parts.....	15	96	-	0.0	3.2	-	-	-
Watches, clocks, watchcases, and parts.....	15	9603	-	0.0	3.2	-	-	-
Watches, clocks, watchcases, and parts.....	15	960313	-	0.0	3.2	-	-	-
Brooms and brushes.....	15	97	6.2	2.1	0.2	0.1	0.0	1.1
Brooms, brushes and mops.....	15	9705	6.2	2.1	0.2	0.1	0.0	1.1
Brooms, mops, and dusters.....	15	970501	6.7	0.0	0.0	0.5	0.0	3.3
Brooms.....	15	9705011	6.1	0.0	0.0	1.0	0.0	3.5
Mops and dusters, including refills.....	15	9705012	7.4	0.0	0.0	0.0	0.0	3.1
Paint and varnish brushes and rollers.....	15	970502	7.5	0.0	0.0	0.0	0.0	0.0
Paint and varnish brushes.....	15	9705021	7.4	0.0	0.0	0.0	0.0	0.0
Paint holders, pads, roller frames, and rollers.....	15	9705022	7.6	0.0	0.0	0.0	0.0	0.0
Other brushes, excl. paint and varnish brushes.....	15	970503	5.6	3.6	0.3	0.0	0.0	0.3
Personal brushes.....	15	9705031	0.3	0.0	0.0	0.0	0.0	0.0
Brushes, other than personal.....	15	9705032	12.4	8.2	0.6	0.0	0.0	0.7
Miscellaneous products, n.e.c.....	15	9A	15.4	0.7	1.7	0.9	0.3	-0.3
Candles.....	15	9A01	7.3	0.8	0.0	0.0	0.0	0.0
Candles.....	15	9A0101	7.3	0.8	0.0	0.0	0.0	0.0
Signs and advertising displays.....	15	9A04	17.1	1.8	3.7	0.2	0.6	0.0
Non-electric signs and displays.....	15	9A0402	19.2	3.0	1.4	0.3	1.1	0.0
Electric signs and displays.....	15	9A0404	14.1	0.0	7.3	0.0	0.0	0.0
All other miscellaneous fabricated products and recyclable materials.....	15	9A09	15.4	-0.3	0.0	1.8	0.0	-0.7

See footnotes at end of table.

Table 7. Producer price index percentage changes for commodity and service groupings and individual items, not seasonally adjusted — Continued
 [November 2022]

Title	Commodity code		Unadjusted 12-month percent change ¹	Unadjusted 1-month percent change ¹				
	Group code	Item code		Nov. 2021 to Nov. 2022 ^P	June to July	July to Aug. ^P	Aug. to Sept. ^P	Sept. to Oct. ^P
Other miscellaneous fabricated products.....	15	9A0901	21.7	0.0	0.0	2.9	0.0	0.0
Reproduction of audio and video media and software.....	15	9D	18.3	0.7	0.8	2.4	0.1	0.1
Reproduction of audio and video media and software.....	15	9D01	18.3	0.7	0.8	2.4	0.1	0.1
Services²								
Transportation services.....	30	—	12.0	-0.1	-1.3	-0.6	0.8	-0.6
Transportation of freight and mail.....	30	1	10.6	0.8	-1.3	-0.1	-0.4	0.7
Rail transportation of freight and mail.....	30	11	8.6	1.2	-0.4	0.0	-0.7	0.6
Rail transportation of freight and mail.....	30	1101	8.6	1.2	-0.4	0.0	-0.7	0.6
Rail transportation of freight and mail.....	30	110101	8.6	1.2	-0.4	0.0	-0.7	0.6
Truck transportation of freight.....	30	12	11.1	-0.2	-2.2	-0.7	-0.6	1.1
Local motor carrying.....	30	1201	15.8	0.9	-0.3	0.0	0.2	-0.2
Local motor carrying.....	30	120101	15.8	0.9	-0.3	0.0	0.2	-0.2
Long-distance motor carrying.....	30	1202	9.7	-0.5	-2.8	-0.9	-0.9	1.5
Long-distance motor carrying.....	30	120201	9.7	-0.5	-2.8	-0.9	-0.9	1.5
Water transportation of freight.....	30	13	29.8	2.5	1.8	1.1	-0.2	1.5
Deep sea water transportation of freight.....	30	1301	33.4	3.5	3.1	2.0	-0.7	1.4
Deep sea water transportation of freight.....	30	130101	33.4	3.5	3.1	2.0	-0.7	1.4
Coastal and intercoastal water transportation of freight.....	30	1302	31.9	1.3	0.9	0.6	0.4	1.8
Coastal and intercoastal water transportation of freight.....	30	130201	31.9	1.3	0.9	0.6	0.4	1.8
Great Lakes-St Lawrence Seaway water transportation of freight.....	30	1303	15.5	0.8	-2.5	-0.7	0.3	2.8
Great lakes-St Lawrence Seaway water transportation of freight.....	30	130301	15.5	0.8	-2.5	-0.7	0.3	2.8
Inland waterways transportation of freight.....	30	1304	20.9	1.2	-0.5	-0.8	0.7	0.9
Inland waterways transportation of freight.....	30	130401	20.9	1.2	-0.5	-0.8	0.7	0.9
Air transportation of freight.....	30	14	-1.8	-0.7	-1.5	-1.5	-2.8	-2.0
Air transportation of freight.....	30	1401	-1.8	-0.7	-1.5	-1.5	-2.8	-2.0
Air transportation of freight, domestic.....	30	140102	7.9	1.0	-0.6	-0.1	0.0	0.0
Air transportation of freight, international.....	30	140103	-6.2	-1.4	-1.9	-2.1	-4.2	-3.0
Courier, messenger, and U.S. postal services.....	30	16	8.1	2.0	-0.5	0.0	0.2	0.4
U.S. Postal Service.....	30	1601	4.8	4.8	0.0	0.0	0.9	0.0
Mailing services (market dominant services).....	30	160107	6.2	6.1	0.0	0.0	0.1	0.0
First class mail.....	30	1601071	5.8	5.6	0.0	0.0	0.2	0.0
Periodicals mail.....	30	1601072	8.4	8.4	0.0	0.0	0.0	0.0
Standard class mail.....	30	1601073	6.5	6.5	0.0	0.0	0.0	0.0
Package services mail.....	30	1601074	7.9	7.9	0.0	0.0	0.0	0.0
Special services and fees.....	30	1601075	6.9	6.9	0.0	0.0	0.0	0.0
Shipping services (competitive services).....	30	160108	-0.2	0.1	0.0	0.0	3.9	0.0
Courier and messenger services, except air.....	30	1602	9.1	0.0	-0.3	0.0	-0.3	0.5
Courier and messenger services, except air.....	30	160201	9.1	0.0	-0.3	0.0	-0.3	0.5
Air mail and package delivery services, excluding by USPS.....	30	1603	14.4	0.3	-2.4	0.3	-0.6	1.0
Air mail and package delivery services, excluding by USPS.....	30	160301	14.4	0.3	-2.4	0.3	-0.6	1.0
Pipeline transportation.....	30	17	—	2.9	0.0	3.0	-0.1	0.0
Pipeline transportation of petroleum products.....	30	1701	7.7	7.9	0.0	0.0	0.2	0.1
Pipeline transportation of crude petroleum.....	30	170101	7.6	8.5	0.0	0.0	0.3	0.0
Pipeline transportation of refined petroleum products.....	30	170102	7.8	7.4	0.0	0.0	0.0	0.1
Pipeline transportation of natural gas.....	30	1702	—	0.0	0.0	4.9	-0.2	0.0
Pipeline transportation of natural gas.....	30	170201	—	0.0	0.0	4.9	-0.2	0.0
Transportation of passengers (partial).....	30	2	18.0	-3.9	-1.5	-2.7	6.0	-5.9
Rail transportation of passengers.....	30	21	2.1	-0.1	0.0	0.0	0.0	0.0
Rail transportation of passengers.....	30	2101	2.1	-0.1	0.0	0.0	0.0	0.0
Rail transportation of passengers.....	30	210101	2.1	-0.1	0.0	0.0	0.0	0.0
Airline passenger services.....	30	22	18.3	-4.0	-1.5	-2.7	6.1	-6.0
Airline passenger services.....	30	2201	18.3	-4.0	-1.5	-2.7	6.1	-6.0
Airline passenger services, domestic.....	30	220101	16.7	-5.6	-1.1	-1.6	6.5	-6.7
Airline passenger services, international.....	30	220102	24.5	2.1	-3.0	-6.8	4.8	-3.3
Services related to transportation activities.....	31	—	-7.0	1.0	1.6	-5.1	2.7	-6.2
Services related to water transportation.....	31	1	4.3	0.1	0.0	-0.3	0.7	0.1
Towing, tugging, docking, and related services.....	31	11	10.1	0.7	-0.5	-0.4	0.8	0.2
Towing, tugging, docking and related services.....	31	1101	10.1	0.7	-0.5	-0.4	0.8	0.2
Towing, tugging, docking and related services.....	31	110101	10.1	0.7	-0.5	-0.4	0.8	0.2
Operation of port waterfront terminals.....	31	12	3.1	-0.8	1.2	-0.8	0.9	0.0

See footnotes at end of table.

Table 7. Producer price index percentage changes for commodity and service groupings and individual items, not seasonally adjusted — Continued
 [November 2022]

Title	Commodity code		Unadjusted 12-month percent change ¹	Unadjusted 1-month percent change ¹				
	Group code	Item code		Nov. 2021 to Nov. 2022 ^P	June to July	July to Aug. ^P	Aug. to Sept. ^P	Sept. to Oct. ^P
Operation of port waterfront terminals.....	31	1201	3.1	-0.8	1.2	-0.8	0.9	0.0
Operation of port waterfront terminals.....	31	120101	3.1	-0.8	1.2	-0.8	0.9	0.0
Marine cargo handling.....	31	13	0.8	0.0	0.0	0.0	0.5	0.0
Marine cargo handling.....	31	1301	0.8	0.0	0.0	0.0	0.5	0.0
Marine cargo handling.....	31	130101	0.8	0.0	0.0	0.0	0.5	0.0
Services related to air transportation.....	31	2	2.9	0.9	0.9	-2.4	0.6	0.5
Other airport operations, excluding aircraft maintenance and repair.....	31	21	2.9	0.9	0.9	-2.4	0.6	0.5
Other airport operations, excluding aircraft maintenance and repair.....	31	2101	2.9	0.9	0.9	-2.4	0.6	0.5
Other airport operations, excluding aircraft maintenance and repair.....	31	210101	2.9	0.9	0.9	-2.4	0.6	0.5
Other services related to transportation activities (partial).....	31	3	-13.7	1.2	2.3	-7.4	4.1	-10.6
Arrangement of freight and cargo.....	31	31	-21.6	2.2	3.8	-11.9	6.9	-15.2
Arrangement of freight and cargo.....	31	3101	-21.6	2.2	3.8	-11.9	6.9	-15.2
Arrangement of freight and cargo.....	31	310101	-21.6	2.2	3.8	-11.9	6.9	-15.2
Freight forwarding.....	31	32	-0.1	-0.2	-0.2	-0.1	0.0	-3.4
Freight forwarding.....	31	3201	-0.1	-0.2	-0.2	-0.1	0.0	-3.4
Freight forwarding.....	31	320101	-0.1	-0.2	-0.2	-0.1	0.0	-3.4
Warehousing, storage, and related services.....	32	—	7.0	2.8	-4.0	1.4	-0.9	0.2
Warehousing, storage, and related services.....	32	1	7.0	2.8	-4.0	1.4	-0.9	0.2
Warehousing, storage, and related services.....	32	11	7.0	2.8	-4.0	1.4	-0.9	0.2
Warehousing, storage, and related services.....	32	1101	7.0	2.8	-4.0	1.4	-0.9	0.2
Warehousing, storage, and related services.....	32	110101	7.0	2.8	-4.0	1.4	-0.9	0.2
Publishing sales, excluding software.....	33	—	3.9	0.3	0.1	1.2	0.5	-1.0
Book, periodical, and newspaper publishing sales and subscriptions.....	33	1	4.7	0.5	-0.4	2.0	0.7	-1.7
Sales of books.....	33	11	7.3	0.7	0.1	-1.0	1.3	0.1
Sales of textbooks.....	33	1101	7.7	3.7	-1.9	-1.2	4.4	0.0
Sales of textbooks.....	33	110101	7.7	3.7	-1.9	-1.2	4.4	0.0
Sales of technical, scientific, and professional books.....	33	1102	11.4	0.0	0.1	0.0	0.0	-0.1
Sales of technical, scientific, and professional books.....	33	110201	11.4	0.0	0.1	0.0	0.0	-0.1
Sales of religious books.....	33	1103	9.2	2.2	0.8	-2.3	4.7	-3.7
Sales of religious books.....	33	110301	9.2	2.2	0.8	-2.3	4.7	-3.7
Sales of general adult and juvenile books.....	33	1104	1.8	-1.0	1.1	-0.7	-0.3	1.0
Sales of general adult and juvenile books.....	33	110402	1.8	-1.0	1.1	-0.7	-0.3	1.0
Sales of general reference books.....	33	1105	-4.5	4.8	2.2	0.1	2.0	-4.8
Sales of general reference books.....	33	110501	-4.5	4.8	2.2	0.1	2.0	-4.8
Sales of digital books.....	33	1106	4.9	-1.8	2.2	-2.4	-0.1	1.5
Sales of digital books.....	33	110601	4.9	-1.8	2.2	-2.4	-0.1	1.5
Sales and subscriptions of periodicals and newspapers.....	33	12	1.6	0.2	-1.1	5.8	0.0	-3.8
Sales and subscriptions of periodicals.....	33	1201	-7.8	0.0	0.0	0.0	0.0	-7.8
Sales and subscriptions of periodicals.....	33	120101	-7.8	0.0	0.0	0.0	0.0	-7.8
Newspaper subscription and single copy sales.....	33	1202	10.0	0.5	-2.0	11.1	0.0	-0.5
Newspaper subscriptions, print and online bundled.....	33	120203	12.9	0.6	0.3	0.3	0.3	0.3
Newspaper subscriptions, print only.....	33	120204	9.7	0.4	-2.3	12.4	0.0	-0.6
Directory, mailing list, and related compilations publishing sales.....	33	2	6.4	-5.0	3.0	0.2	0.7	-3.0
Directory, mailing list, and related compilations publishing sales.....	33	21	6.4	-5.0	3.0	0.2	0.7	-3.0
Directory, mailing list, and related compilations publishing sales.....	33	2101	6.4	-5.0	3.0	0.2	0.7	-3.0
Directory, mailing list, and related compilations publishing sales.....	33	210101	6.4	-5.0	3.0	0.2	0.7	-3.0
Greeting card publishing sales.....	33	3	8.1	0.0	6.5	1.5	-0.2	0.1
Greeting card publishing sales.....	33	31	8.1	0.0	6.5	1.5	-0.2	0.1
Greeting card publishing sales.....	33	3101	8.1	0.0	6.5	1.5	-0.2	0.1
Greeting card publishing sales.....	33	310101	8.1	0.0	6.5	1.5	-0.2	0.1
Calendars, yearbooks, and other miscellaneous publishing sales.....	33	4	-0.7	0.0	-1.4	0.3	0.0	0.1
Calendars, yearbooks, and other miscellaneous publishing sales.....	33	41	-0.7	0.0	-1.4	0.3	0.0	0.1
Calendars, yearbooks, and other miscellaneous publishing sales.....	33	4101	-0.7	0.0	-1.4	0.3	0.0	0.1
Calendars, yearbooks, and other miscellaneous publishing sales.....	33	410101	-0.7	0.0	-1.4	0.3	0.0	0.1
Internet publishing and broadcasting subscription, content access, and licensing sales.....	33	5	2.1	0.6	-0.3	0.0	0.3	0.0
Internet publishing and broadcasting subscription, content access, and licensing sales.....	33	51	2.1	0.6	-0.3	0.0	0.3	0.0

See footnotes at end of table.

Table 7. Producer price index percentage changes for commodity and service groupings and individual items, not seasonally adjusted — Continued
 [November 2022]

Title	Commodity code		Unadjusted 12-month percent change ¹	Unadjusted 1-month percent change ¹				
	Group code	Item code		Nov. 2021 to Nov. 2022 ^P	June to July	July to Aug. ^P	Aug. to Sept. ^P	Sept. to Oct. ^P
Internet publishing and broadcasting subscription, content access, and licensing sales.....	33	5101	2.1	0.6	-0.3	0.0	0.3	0.0
Internet publishing and broadcasting subscription, content access, and licensing sales.....	33	510101	2.1	0.6	-0.3	0.0	0.3	0.0
Software publishing.....	34	—	-0.5	0.5	-1.1	1.2	-0.6	-1.2
System software publishing.....	34	1	—	0.2	-0.1	-0.3	-0.6	-1.2
System software publishing.....	34	11	—	0.2	-0.1	-0.3	-0.6	-1.2
System software publishing.....	34	1101	—	0.2	-0.1	-0.3	-0.6	-1.2
System software publishing.....	34	110101	—	0.2	-0.1	-0.3	-0.6	-1.2
Application software publishing.....	34	2	0.1	0.7	-1.5	1.9	-0.6	-1.2
Application software publishing.....	34	21	0.1	0.7	-1.5	1.9	-0.6	-1.2
Desktop and portable device application software publishing.....	34	2101	3.0	-0.4	-0.2	5.9	-1.9	-1.8
Desktop and portable device application software publishing.....	34	210101	3.0	-0.4	-0.2	5.9	-1.9	-1.8
Application software publishing, cross-industry, vertical market, utilities, and other.....	34	2103	-4.7	0.2	-2.9	-0.5	0.3	-0.5
Application software publishing, cross-industry, vertical market, utilities, and other.....	34	210301	-4.7	0.2	-2.9	-0.5	0.3	-0.5
Application software publishing, game software.....	34	2104	17.0	9.3	0.1	-2.2	1.1	-2.7
Application software publishing, game software.....	34	210401	17.0	9.3	0.1	-2.2	1.1	-2.7
Network compensation from broadcast and cable television and radio.....	35	—	4.5	0.0	0.3	0.0	0.0	0.0
Affiliate agreements, programming sales, and retransmission fees for cable and broadcast tv.....	35	1	4.5	0.0	0.3	0.0	0.0	0.0
Affiliate agreements, programming sales, and retransmission fees for cable and broadcast tv.....	35	11	4.5	0.0	0.3	0.0	0.0	0.0
Affiliate agreements, programming sales, and retransmission fees for cable and broadcast tv.....	35	1101	4.5	0.0	0.3	0.0	0.0	0.0
Affiliate agreements, programming sales, and retransmission fees for cable and broadcast tv.....	35	110101	4.5	0.0	0.3	0.0	0.0	0.0
Affiliate agreements, programming sales, and retransmission fees for radio.....	35	2	0.0	0.0	0.0	0.0	0.0	0.0
Affiliate agreements, programming sales, and retransmission fees for radio.....	35	21	0.0	0.0	0.0	0.0	0.0	0.0
Affiliate agreements, programming sales, and retransmission fees for radio.....	35	2101	0.0	0.0	0.0	0.0	0.0	0.0
Affiliate agreements, programming sales, and retransmission fees for radio.....	35	210101	0.0	0.0	0.0	0.0	0.0	0.0
Advertising space and time sales.....	36	—	3.0	-2.3	-1.6	1.3	4.3	-0.5
Advertising space sales in periodicals, newspapers, directories, and mailing lists.....	36	1	-0.2	-0.8	0.2	-0.5	0.6	-0.3
Advertising space sales in periodicals and newspapers.....	36	11	-0.3	-0.9	0.2	-0.7	0.7	-0.4
Advertising space sales in periodicals.....	36	1101	1.8	0.0	0.0	0.0	0.0	0.0
Advertising space sales in specialized, business, and professional periodicals.....	36	110101	4.1	0.0	0.0	0.0	0.0	0.0
Advertising space sales in general and consumer periodicals.....	36	110102	1.5	0.0	0.0	0.0	0.0	0.0
Advertising space sales in newspapers.....	36	1102	-2.1	-1.7	0.4	-1.3	1.3	-0.8
Advertising space sales in newspapers, print only.....	36	110203	-4.3	-2.2	0.5	-1.5	1.5	-0.9
Advertising space sales in newspapers, digital only and print and digital bundled.....	36	110204	8.9	0.8	0.0	0.0	0.0	0.0
Advertising space sales in directories and mailing lists.....	36	12	0.1	0.0	0.0	0.0	0.0	0.0
Advertising space sales in directories and mailing lists.....	36	1201	0.1	0.0	0.0	0.0	0.0	0.0
Advertising space sales in directories and mailing lists.....	36	120101	0.1	0.0	0.0	0.0	0.0	0.0
Television advertising time sales.....	36	2	-0.6	-2.2	-4.6	2.0	9.8	-1.5
Television advertising time sales.....	36	21	-0.6	-2.2	-4.6	2.0	9.8	-1.5
Broadcast and network television advertising time sales.....	36	2101	7.0	-2.6	0.3	5.3	13.5	-5.8
Broadcast and network television advertising time sales.....	36	210101	7.0	-2.6	0.3	5.3	13.5	-5.8
Cable network advertising time sales.....	36	2102	-12.3	-2.0	-12.9	-3.4	4.4	7.4
Cable network advertising time sales.....	36	210201	-12.3	-2.0	-12.9	-3.4	4.4	7.4
Local cable system advertising time sales.....	36	2103	0.0	0.0	0.0	0.0	0.0	0.0
Local cable system advertising time sales.....	36	210301	0.0	0.0	0.0	0.0	0.0	0.0
Radio advertising time sales.....	36	3	-4.2	-6.3	-1.4	6.3	-1.9	2.9
Radio advertising time sales.....	36	31	-4.2	-6.3	-1.4	6.3	-1.9	2.9
Radio advertising time sales.....	36	3101	-4.2	-6.3	-1.4	6.3	-1.9	2.9
Radio advertising time sales.....	36	310101	-4.2	-6.3	-1.4	6.3	-1.9	2.9

See footnotes at end of table.

Table 7. Producer price index percentage changes for commodity and service groupings and individual items, not seasonally adjusted — Continued
 [November 2022]

Title	Commodity code		Unadjusted 12-month percent change ¹	Unadjusted 1-month percent change ¹				
	Group code	Item code		Nov. 2021 to Nov. 2022 ^P	June to July	July to Aug. ^P	Aug. to Sept. ^P	Sept. to Oct. ^P
Internet advertising sales, excluding Internet advertising sold by print publishers.....	36	5	15.6	-2.6	1.1	0.5	2.1	0.0
Internet advertising sales, excluding Internet advertising sold by print publishers.....	36	51	15.6	-2.6	1.1	0.5	2.1	0.0
Internet advertising sales, excluding Internet advertising sold by print publishers.....	36	5101	15.6	-2.6	1.1	0.5	2.1	0.0
Telecommunication, cable, and internet user services.....	37	—	4.1	0.9	0.5	0.7	0.4	0.1
Wired telephone services.....	37	1	2.1	0.3	0.4	0.7	0.1	0.1
Residential wired telephone services.....	37	11	3.9	0.2	0.6	2.4	0.4	0.0
Local residential wired telephone service.....	37	1101	3.1	0.0	1.0	1.6	0.4	0.0
Local residential wired telephone service.....	37	110101	3.1	0.0	1.0	1.6	0.4	0.0
Long distance residential wired telephone service.....	37	1102	6.0	0.6	0.0	4.0	0.5	0.1
Long distance residential wired telephone service.....	37	110201	6.0	0.6	0.0	4.0	0.5	0.1
All-distance residential wired telephone service.....	37	1103	0.7	0.1	0.0	0.2	0.2	-0.1
All-distance residential wired telephone service.....	37	110301	0.7	0.1	0.0	0.2	0.2	-0.1
Business wired telephone services.....	37	12	1.6	0.5	0.4	0.0	-0.1	0.1
Local business wired telephone service.....	37	1201	2.0	-0.1	1.0	-0.2	-0.6	-0.2
Local business wired telephone service.....	37	120101	2.0	-0.1	1.0	-0.2	-0.6	-0.2
Long distance business wired telephone and other toll service.....	37	1202	2.6	0.3	-0.2	0.9	2.1	1.2
Long distance business wired telephone and other toll service.....	37	120201	—	0.3	-0.2	0.9	2.1	1.2
Private line wired telephone service.....	37	1204	1.0	1.0	0.1	-0.1	-0.2	0.1
Private line wired telephone service.....	37	120401	1.0	1.0	0.1	-0.1	-0.2	0.1
All-distance business wired telephone service (partial).....	37	1205	—	-0.3	0.2	-0.2	-0.5	1.1
All-distance business wired telephone service.....	37	120501	—	-0.3	0.2	-0.2	-0.5	1.1
Other telephone services.....	37	13	0.1	-0.1	-0.1	0.0	0.0	0.0
Other telephone services.....	37	1301	0.1	-0.1	-0.1	0.0	0.0	0.0
Other telephone services.....	37	130104	—	-0.1	-0.1	0.0	0.0	0.0
Wireless telecommunication services.....	37	2	2.0	0.0	1.4	0.0	0.0	0.0
Cellular phone and other wireless telecommunication services.....	37	21	2.0	0.0	1.4	0.0	0.0	0.0
Cellular phone and other wireless telecommunication services.....	37	2101	2.0	0.0	1.4	0.0	0.0	0.0
Cellular phone and other wireless telecommunication services.....	37	210101	2.0	0.0	1.4	0.0	0.0	0.0
Cable and satellite subscriber services.....	37	3	7.7	0.6	-0.4	0.4	0.3	0.8
Cable and satellite subscriber services.....	37	31	7.7	0.6	-0.4	0.4	0.3	0.8
Cable and satellite subscriber services.....	37	3101	7.7	0.6	-0.4	0.4	0.3	0.8
Cable and satellite subscriber services.....	37	310101	7.7	0.6	-0.4	0.4	0.3	0.8
Internet access services.....	37	4	-1.8	0.1	-0.3	0.2	-0.2	-0.9
Internet access services.....	37	41	-1.8	0.1	-0.3	0.2	-0.2	-0.9
Residential Internet access services.....	37	4102	-1.2	0.2	-0.7	0.4	-0.4	0.3
Residential Internet access services.....	37	410201	-1.2	0.2	-0.7	0.4	-0.4	0.3
Business Internet access services.....	37	4103	-2.4	0.0	0.2	0.1	0.1	-2.1
Business Internet access services.....	37	410301	-2.4	0.0	0.2	0.1	0.1	-2.1
Bundled wired telecommunications access services.....	37	5	6.8	2.7	0.4	1.7	1.2	-0.1
Bundled wired telecommunications access services.....	37	51	6.8	2.7	0.4	1.7	1.2	-0.1
Bundled wired telecommunications access services.....	37	5101	6.8	2.7	0.4	1.7	1.2	-0.1
Bundled wired telecommunications access services.....	37	510101	6.8	2.7	0.4	1.7	1.2	-0.1
Data processing and related services.....	38	—	-1.4	-0.1	-0.1	-0.2	0.1	0.0
Data processing and related services.....	38	1	-1.4	-0.1	-0.1	-0.2	0.1	0.0
Data processing and related services.....	38	11	-1.4	-0.1	-0.1	-0.2	0.1	0.0
Hosting, ASP and other IT infrastructure provisioning services.....	38	1101	-2.7	-0.1	-0.2	-0.3	0.3	0.0
Hosting, ASP and other IT infrastructure provisioning services.....	38	110101	-2.7	-0.1	-0.2	-0.3	0.3	0.0
Business process management services.....	38	1102	0.3	0.0	0.0	0.0	0.0	0.1
Business process management services.....	38	110201	0.3	0.0	0.0	0.0	0.0	0.1
Data management, information transformation and other services.....	38	1103	0.2	0.0	0.0	0.0	0.0	0.0
Data management, information transformation and other services.....	38	110301	0.2	0.0	0.0	0.0	0.0	0.0
Credit intermediation services (partial).....	39	—	21.2	2.6	5.5	3.2	0.3	5.9
Loan services (partial).....	39	1	37.4	3.8	9.3	3.1	0.4	9.3
Business loans (partial).....	39	11	71.2	7.4	13.7	6.7	1.3	14.1
Business loans (partial).....	39	1101	71.2	7.4	13.7	6.7	1.3	14.1
Business loans (partial).....	39	110101	71.2	7.4	13.7	6.7	1.3	14.1

See footnotes at end of table.

Table 7. Producer price index percentage changes for commodity and service groupings and individual items, not seasonally adjusted — Continued
 [November 2022]

Title	Commodity code		Unadjusted 12-month percent change ¹	Unadjusted 1-month percent change ¹				
	Group code	Item code		Nov. 2021 to Nov. 2022 ^P	June to July	July to Aug. ^P	Aug. to Sept. ^P	Sept. to Oct. ^P
Consumer loans (partial).....	39	12	9.3	0.8	5.1	-0.6	-0.6	4.1
Residential real estate loans (partial).....	39	1201	8.5	1.8	4.7	-1.2	-0.6	3.6
Residential real estate loans, except home equity (partial).....	39	120101	3.5	0.9	3.9	-2.3	0.5	2.0
Home equity loans (partial).....	39	120102	27.2	5.0	7.5	2.5	-3.9	8.7
Vehicle loans (partial).....	39	1202	3.4	-4.7	5.0	-1.1	-2.5	9.3
Vehicle loans (partial).....	39	120201	3.4	-4.7	5.0	-1.1	-2.5	9.3
Credit cards, overdraft credit, and related plans (partial).....	39	1203	14.6	-2.2	6.5	2.2	-0.3	5.0
Credit cards, overdraft credit, and related plans (partial).....	39	120301	14.6	-2.2	6.5	2.2	-0.3	5.0
Other loans and loan services (partial).....	39	13	10.3	-0.7	4.2	-1.3	-1.0	0.6
Other loans and loan services (partial).....	39	1301	10.3	-0.7	4.2	-1.3	-1.0	0.6
Other loans and loan services (partial).....	39	130101	10.3	-0.7	4.2	-1.3	-1.0	0.6
Deposit services (partial).....	39	2	-5.9	0.3	-1.2	4.0	0.2	-1.3
Deposit services (partial).....	39	21	-5.9	0.3	-1.2	4.0	0.2	-1.3
Deposit services (partial).....	39	2101	-5.9	0.3	-1.2	4.0	0.2	-1.3
Deposit services (partial).....	39	210101	-5.9	0.3	-1.2	4.0	0.2	-1.3
Other credit intermediation services, including trust services (partial).....	39	3	-5.4	0.2	-4.8	0.5	-0.1	-2.5
Other credit intermediation services, including trust services (partial).....	39	31	-5.4	0.2	-4.8	0.5	-0.1	-2.5
Other credit intermediation services, including trust services (partial).....	39	3101	-5.4	0.2	-4.8	0.5	-0.1	-2.5
Other credit intermediation services, including trust services (partial).....	39	310101	-5.4	0.2	-4.8	0.5	-0.1	-2.5
Investment services.....	40	—	-2.6	-3.9	3.6	0.9	0.4	4.8
Securities brokerage, dealing, investment advice, and related services.....	40	1	19.1	0.1	9.5	-1.9	3.9	11.3
Securities brokerage, dealing, investment advice, and related services.....	40	11	19.1	0.1	9.5	-1.9	3.9	11.3
Securities brokerage, dealing, and investment advice.....	40	1101	-17.0	-5.4	3.2	-2.7	-2.2	3.3
Securities brokerage, dealing, and investment advice.....	40	110101	-17.0	-5.4	3.2	-2.7	-2.2	3.3
Securities brokerage and dealing related services (partial).....	40	1102	191.9	16.3	24.8	-0.2	15.8	24.5
Securities brokerage and dealing related services.....	40	110201	191.9	16.3	24.8	-0.2	15.8	24.5
Portfolio management.....	40	2	-13.2	-7.1	2.2	1.6	-1.7	1.7
Portfolio management.....	40	21	-13.2	-7.1	2.2	1.6	-1.7	1.7
Portfolio management.....	40	2101	-13.2	-7.1	2.2	1.6	-1.7	1.7
Portfolio management.....	40	210101	-13.2	-7.1	2.2	1.6	-1.7	1.7
Investment banking.....	40	3	-8.1	0.0	-5.0	5.8	0.1	-0.5
Investment banking.....	40	31	-8.1	0.0	-5.0	5.8	0.1	-0.5
Investment banking.....	40	3101	-8.1	0.0	-5.0	5.8	0.1	-0.5
Investment banking.....	40	310101	-8.1	0.0	-5.0	5.8	0.1	-0.5
Insurance and annuities.....	41	—	2.2	0.4	0.1	0.3	0.0	0.0
Insurance.....	41	1	2.6	0.5	0.1	0.2	0.0	0.0
Insurance.....	41	11	2.6	0.5	0.1	0.2	0.0	0.0
Life insurance.....	41	1101	3.4	0.4	0.0	0.0	0.1	0.0
Life insurance.....	41	110101	3.4	0.4	0.0	0.0	0.1	0.0
Disability insurance, including accidental death.....	41	1102	-0.4	-0.3	0.0	0.0	0.0	0.0
Disability insurance, including accidental death.....	41	110201	-0.4	-0.3	0.0	0.0	0.0	0.0
Health and medical insurance.....	41	1103	2.0	0.0	0.1	0.0	0.0	0.0
Health and medical insurance.....	41	110301	2.0	0.0	0.1	0.0	0.0	0.0
Property and casualty insurance.....	41	1104	2.9	0.8	0.1	0.4	0.0	0.0
Property and casualty insurance.....	41	110401	2.9	0.8	0.1	0.4	0.0	0.0
Annuities.....	41	2	-1.2	0.1	0.0	0.5	-0.3	0.0
Annuities.....	41	21	-1.2	0.1	0.0	0.5	-0.3	0.0
Annuities.....	41	2101	-1.2	0.1	0.0	0.5	-0.3	0.0
Annuities.....	41	210101	-1.2	0.1	0.0	0.5	-0.3	0.0
Commissions and fees from sales and administration of insurance policies (partial).....	42	—	0.0	0.0	0.0	0.0	0.0	0.0
Commissions from sales of insurance.....	42	1	0.0	0.0	0.0	0.0	0.0	0.0
Commissions from sales of insurance.....	42	11	0.0	0.0	0.0	0.0	0.0	0.0
Commissions from sales of life insurance and annuities.....	42	1101	0.1	-0.4	0.0	0.0	0.0	0.0
Commissions from sales of life insurance and annuities.....	42	110101	0.1	-0.4	0.0	0.0	0.0	0.0
Commissions from sales of health and medical insurance.....	42	1102	0.1	0.0	0.0	0.0	0.0	0.0
Commissions from sales of health and medical insurance.....	42	110201	0.1	0.0	0.0	0.0	0.0	0.0
Commissions from sales of property and casualty insurance.....	42	1103	-0.1	0.0	0.0	0.1	0.0	0.0
Commissions from sales of property and casualty insurance.....	42	110301	-0.1	0.0	0.0	0.1	0.0	0.0

See footnotes at end of table.

Table 7. Producer price index percentage changes for commodity and service groupings and individual items, not seasonally adjusted — Continued
 [November 2022]

Title	Commodity code		Unadjusted 12-month percent change ¹	Unadjusted 1-month percent change ¹				
	Group code	Item code		Nov. 2021 to Nov. 2022 ^P	June to July	July to Aug. ^P	Aug. to Sept. ^P	Sept. to Oct. ^P
Commissions from sales of other insurance.....	42	1104	0.1	0.0	0.0	0.0	0.0	0.0
Commissions from sales of other insurance.....	42	110401	0.1	0.0	0.0	0.0	0.0	0.0
Real estate services (partial).....	43	—	5.7	0.3	2.8	0.8	-0.8	-0.2
Nonresidential real estate services.....	43	1	4.9	0.0	4.1	1.2	-1.1	-0.4
Nonresidential real estate rents.....	43	11	4.7	-0.2	5.2	1.4	-1.7	-0.5
Office buildings, gross rents.....	43	1101	2.3	0.2	3.9	-0.6	-0.2	0.3
Office buildings, gross rents.....	43	110101	2.3	0.2	3.9	-0.6	-0.2	0.3
Retail properties, gross rents.....	43	1102	6.2	-1.3	9.1	3.8	-2.9	-2.7
Retail properties, gross rents.....	43	110201	6.2	-1.3	9.1	3.8	-2.9	-2.7
Industrial buildings, gross rents.....	43	1103	3.1	0.1	0.2	-0.1	0.0	0.1
Industrial buildings, gross rents.....	43	110301	3.1	0.1	0.2	-0.1	0.0	0.1
Self-service storage and miniwarehouses, gross rents.....	43	1104	16.1	1.5	2.1	1.5	0.8	0.3
Self-service storage and miniwarehouses, gross rents.....	43	110401	16.1	1.5	2.1	1.5	0.8	0.3
Other nonresidential buildings, gross rents.....	43	1105	-1.7	0.8	3.2	2.7	-10.8	5.0
Other nonresidential buildings, gross rents.....	43	110501	-1.7	0.8	3.2	2.7	-10.8	5.0
Nonresidential property sales and leases including land, brokerage fees and commissions.....	43	12	4.3	0.7	0.2	0.1	0.0	0.0
Nonresidential property sales and leases including land, brokerage fees and commissions.....	43	1201	4.3	0.7	0.2	0.1	0.0	0.0
Nonresidential property sales and leases including land, brokerage fees and commissions.....	43	120101	4.3	0.7	0.2	0.1	0.0	0.0
Nonresidential property management fees.....	43	13	8.7	1.2	-2.0	0.7	4.3	0.1
Nonresidential property management fees.....	43	1301	8.7	1.2	-2.0	0.7	4.3	0.1
Nonresidential property management fees.....	43	130101	8.7	1.2	-2.0	0.7	4.3	0.1
Residential real estate services (partial).....	43	2	6.9	0.8	1.0	0.2	-0.5	0.1
Residential property sales and rental, brokerage fees and commissions.....	43	21	8.1	1.0	1.1	0.1	-0.4	0.0
Residential property sales and rental, brokerage fees and commissions.....	43	2101	8.1	1.0	1.1	0.1	-0.4	0.0
Residential property sales and rental, brokerage fees and commissions.....	43	210101	8.1	1.0	1.1	0.1	-0.4	0.0
Residential property management fees.....	43	22	3.2	0.3	0.3	0.5	-0.5	0.6
Residential property management fees.....	43	2201	3.2	0.3	0.3	0.5	-0.5	0.6
Residential property management fees.....	43	220101	3.2	0.3	0.3	0.5	-0.5	0.6
Real estate appraisal fees.....	43	3	7.1	-0.2	-0.2	-0.4	0.6	-1.3
Real estate appraisal fees.....	43	31	7.1	-0.2	-0.2	-0.4	0.6	-1.3
Real estate appraisal fees.....	43	3101	7.1	-0.2	-0.2	-0.4	0.6	-1.3
Real estate appraisal fees.....	43	310101	7.1	-0.2	-0.2	-0.4	0.6	-1.3
Rental and leasing of goods (partial).....	44	—	2.9	1.2	1.2	-3.6	2.3	-2.3
Passenger car rental.....	44	1	-0.4	2.8	-0.2	-7.4	5.0	-5.5
Passenger car rental.....	44	11	-0.4	2.8	-0.2	-7.4	5.0	-5.5
Passenger car rental.....	44	1101	-0.4	2.8	-0.2	-7.4	5.0	-5.5
Passenger car rental.....	44	110101	-0.4	2.8	-0.2	-7.4	5.0	-5.5
Truck, trailer, and RV rental and leasing.....	44	2	4.7	-0.2	1.6	-0.4	0.2	1.0
Truck, trailer, and RV rental and leasing.....	44	21	4.7	-0.2	1.6	-0.4	0.2	1.0
Truck, truck trailer and RV rental.....	44	2101	6.7	1.1	1.3	-1.2	0.4	1.4
Truck, truck trailer and RV rental.....	44	210101	6.7	1.1	1.3	-1.2	0.4	1.4
Truck, truck trailer and RV leasing.....	44	2102	3.2	-1.1	1.9	0.2	0.0	0.7
Truck, truck trailer and RV leasing.....	44	210201	3.2	-1.1	1.9	0.2	0.0	0.7
Construction, mining, and forestry machinery and equipment rental and leasing.....	44	3	6.5	-0.3	3.0	0.0	0.0	0.1
Construction, mining, and forestry machinery and equipment rental and leasing.....	44	31	6.5	-0.3	3.0	0.0	0.0	0.1
Construction, mining, and forestry machinery and equipment rental and leasing.....	44	3101	6.5	-0.3	3.0	0.0	0.0	0.1
Construction, mining, and forestry machinery and equipment rental and leasing.....	44	310101	6.5	-0.3	3.0	0.0	0.0	0.1
Professional services (partial).....	45	—	4.2	0.2	0.3	0.2	0.0	0.2
Legal services.....	45	1	4.9	0.2	0.2	0.4	0.2	-0.1
Legal services.....	45	11	4.9	0.2	0.2	0.4	0.2	-0.1
Legal services.....	45	1101	4.9	0.2	0.2	0.4	0.2	-0.1
Legal services.....	45	110101	4.9	0.2	0.2	0.4	0.2	-0.1

See footnotes at end of table.

Table 7. Producer price index percentage changes for commodity and service groupings and individual items, not seasonally adjusted — Continued
 [November 2022]

Title	Commodity code		Unadjusted 12-month percent change ¹	Unadjusted 1-month percent change ¹				
	Group code	Item code		Nov. 2021 to Nov. 2022 ^P	June to July	July to Aug. ^P	Aug. to Sept. ^P	Sept. to Oct. ^P
Accounting services (partial).....	45	2	5.5	-1.0	2.0	0.7	0.4	0.3
Accounting services, excluding payroll.....	45	21	5.5	-1.0	2.0	0.7	0.4	0.3
Financial auditing.....	45	2101	5.9	-1.5	2.4	1.6	-0.2	0.4
Financial auditing.....	45	210101	5.9	-1.5	2.4	1.6	-0.2	0.4
Tax preparation and planning.....	45	2102	5.3	-0.2	0.7	0.8	0.1	0.5
Tax preparation and planning.....	45	210201	5.3	-0.2	0.7	0.8	0.1	0.5
Bookkeeping and compilation.....	45	2103	2.1	-0.6	1.7	-0.7	-0.2	0.2
Bookkeeping and compilation.....	45	210301	2.1	-0.6	1.7	-0.7	-0.2	0.2
Other accounting services, including billing and review.....	45	2104	6.7	-1.9	3.6	0.2	1.5	0.1
Other accounting services, including billing and review.....	45	210401	6.7	-1.9	3.6	0.2	1.5	0.1
Architectural and engineering services.....	45	3	5.7	0.1	0.4	0.0	0.2	0.4
Architectural services.....	45	31	2.6	0.3	0.0	0.0	0.2	0.2
Architectural services.....	45	3101	2.6	0.3	0.0	0.0	0.2	0.2
Architectural services.....	45	310101	2.6	0.3	0.0	0.0	0.2	0.2
Engineering services.....	45	32	6.1	0.1	0.4	0.0	0.2	0.4
Engineering services.....	45	3201	6.1	0.1	0.4	0.0	0.2	0.4
Engineering services.....	45	320101	6.1	0.1	0.4	0.0	0.2	0.4
Management, scientific, and technical consulting services.....	45	4	-0.1	0.9	-0.1	-0.3	-0.8	0.2
Management consulting services.....	45	41	-0.1	0.9	-0.1	-0.3	-0.8	0.2
Administrative and general management consulting services.....	45	4101	-0.8	1.1	0.0	-0.4	-0.9	0.0
Administrative and general management consulting services.....	45	410101	-0.8	1.1	0.0	-0.4	-0.9	0.0
Human resources consulting services.....	45	4102	7.0	-1.5	0.5	-0.8	-0.1	0.9
Human resources consulting services.....	45	410201	7.0	-1.5	0.5	-0.8	-0.1	0.9
Marketing consulting services.....	45	4103	0.0	0.0	0.0	0.0	0.0	0.0
Marketing consulting services.....	45	410301	0.0	0.0	0.0	0.0	0.0	0.0
Process, physical distribution, and logistics consulting services.....	45	4104	-0.1	3.1	-1.1	-0.1	-2.1	0.6
Process, physical distribution, and logistics consulting services.....	45	410401	-0.1	3.1	-1.1	-0.1	-2.1	0.6
Other management consulting services.....	45	4105	-0.3	-0.1	0.2	0.3	-0.8	0.3
Other management consulting services.....	45	410501	-0.3	-0.1	0.2	0.3	-0.8	0.3
Advertising and related services (partial).....	45	5	6.3	0.3	-0.1	0.0	0.0	0.1
Advertising agency services.....	45	51	6.3	0.3	-0.1	0.0	0.0	0.1
Advertising agency services.....	45	5101	6.3	0.3	-0.1	0.0	0.0	0.1
Advertising agency services.....	45	510101	6.3	0.3	-0.1	0.0	0.0	0.1
Information technology (IT) technical support and consulting services (partial).....	45	6	4.0	1.9	0.0	0.1	-0.1	0.4
Information technology (IT) technical support and consulting services (partial).....	45	61	4.0	1.9	0.0	0.1	-0.1	0.4
Information technology (IT) technical support and consulting services (partial).....	45	6101	4.0	1.9	0.0	0.1	-0.1	0.4
Information technology (IT) technical support and consulting services (partial).....	45	610101	4.0	1.9	0.0	0.1	-0.1	0.4
Employment services.....	46	-	3.9	-0.2	0.0	0.1	0.2	-0.1
Permanent placement services.....	46	1	7.6	1.2	-1.0	2.2	0.9	-0.9
Permanent placement services.....	46	11	7.6	1.2	-1.0	2.2	0.9	-0.9
Employment placement services.....	46	1101	7.6	1.2	-1.0	2.2	0.9	-0.9
Employment placement services.....	46	110101	7.6	1.2	-1.0	2.2	0.9	-0.9
Executive search services.....	46	2	2.6	-1.4	1.6	-1.4	6.4	-3.6
Executive search services.....	46	21	2.6	-1.4	1.6	-1.4	6.4	-3.6
Executive search services.....	46	2101	2.6	-1.4	1.6	-1.4	6.4	-3.6
Executive search services.....	46	210101	2.6	-1.4	1.6	-1.4	6.4	-3.6
Staffing services.....	46	3	3.7	-0.3	0.1	0.1	0.0	0.0
Temporary help services.....	46	31	5.4	-0.9	0.0	0.1	0.0	-0.2
Temporary help services.....	46	3101	5.4	-0.9	0.0	0.1	0.0	-0.2
Temporary help services.....	46	310101	5.4	-0.9	0.0	0.1	0.0	-0.2
Co-employment staffing services.....	46	32	1.7	0.4	0.1	0.0	0.0	0.1
Co-employment staffing services.....	46	3201	1.7	0.4	0.1	0.0	0.0	0.1
Co-employment staffing services.....	46	320101	1.7	0.4	0.1	0.0	0.0	0.1
Travel arrangement services (partial).....	47	-	5.4	1.4	0.0	-1.1	0.5	0.2
Arrangement of flights (partial).....	47	1	12.7	3.5	0.2	-0.4	-1.1	0.5

See footnotes at end of table.

Table 7. Producer price index percentage changes for commodity and service groupings and individual items, not seasonally adjusted — Continued
 [November 2022]

Title	Commodity code		Unadjusted 12-month percent change ¹	Unadjusted 1-month percent change ¹				
	Group code	Item code		Nov. 2021 to Nov. 2022 ^P	June to July	July to Aug. ^P	Aug. to Sept. ^P	Sept. to Oct. ^P
Arrangement of international flights.....	47	11	3.2	3.1	0.2	-0.6	-2.2	0.7
Arrangement of international flights.....	47	1101	3.2	3.1	0.2	-0.6	-2.2	0.7
Arrangement of international flights.....	47	110101	3.2	3.1	0.2	-0.6	-2.2	0.7
Arrangement of domestic flights.....	47	12	35.6	4.2	0.1	0.1	0.8	0.0
Arrangement of domestic flights (partial).....	47	1201	35.6	4.2	0.1	0.1	0.8	0.0
Arrangement of domestic flights.....	47	120101	35.6	4.2	0.1	0.1	0.8	0.0
Arrangement of vehicle rentals and lodging.....	47	2	4.4	0.3	-0.6	-0.2	-0.4	0.5
Arrangement of vehicle rentals and lodging.....	47	21	4.4	0.3	-0.6	-0.2	-0.4	0.5
Arrangement of vehicle rentals and lodging (partial).....	47	2101	4.4	0.3	-0.6	-0.2	-0.4	0.5
Arrangement of vehicle rentals and lodging.....	47	210101	4.4	0.3	-0.6	-0.2	-0.4	0.5
Arrangement of cruises and tours.....	47	3	4.8	1.5	0.1	-5.3	5.4	-0.1
Arrangement of cruises and tours.....	47	31	4.8	1.5	0.1	-5.3	5.4	-0.1
Arrangement of cruises and tours.....	47	3101	4.8	1.5	0.1	-5.3	5.4	-0.1
Arrangement of cruises and tours.....	47	310101	4.8	1.5	0.1	-5.3	5.4	-0.1
Other travel arrangements (partial).....	47	4	0.0	0.0	0.0	0.0	0.0	0.0
Other travel arrangements (partial).....	47	41	0.0	0.0	0.0	0.0	0.0	0.0
Other travel arrangements (partial).....	47	4101	0.0	0.0	0.0	0.0	0.0	0.0
Other travel arrangements (partial).....	47	410101	0.0	0.0	0.0	0.0	0.0	0.0
Selected security services (partial).....	48	—	7.9	0.1	-0.1	2.5	0.3	0.0
Security guard services.....	48	1	7.9	0.1	-0.1	2.5	0.3	0.0
Security guard services.....	48	11	7.9	0.1	-0.1	2.5	0.3	0.0
Security guard services.....	48	1101	7.9	0.1	-0.1	2.5	0.3	0.0
Security guard services.....	48	110101	7.9	0.1	-0.1	2.5	0.3	0.0
Cleaning and building maintenance services (partial).....	49	—	7.3	0.3	-0.1	0.0	0.2	0.0
Janitorial services.....	49	1	7.3	0.3	-0.1	0.0	0.2	0.0
Janitorial services.....	49	11	7.3	0.3	-0.1	0.0	0.2	0.0
Janitorial services.....	49	1101	7.3	0.3	-0.1	0.0	0.2	0.0
Janitorial services.....	49	110101	7.3	0.3	-0.1	0.0	0.2	0.0
Waste collection and remediation services (partial).....	50	—	10.0	2.4	0.8	0.6	1.2	0.1
Waste collection.....	50	1	10.0	2.4	0.8	0.6	1.2	0.1
Solid waste collection.....	50	11	10.0	2.4	0.8	0.6	1.2	0.1
Solid waste collection.....	50	1101	10.0	2.4	0.8	0.6	1.2	0.1
Solid waste collection.....	50	110101	10.0	2.4	0.8	0.6	1.2	0.1
Health care services.....	51	—	2.6	0.6	0.0	0.0	0.3	0.1
Outpatient care (partial).....	51	1	1.4	0.3	-0.2	0.0	-0.3	0.1
Outpatient care (partial).....	51	11	1.4	0.3	-0.2	0.0	-0.3	0.1
Physician care.....	51	1101	0.7	0.1	0.1	0.1	0.4	0.2
Medicare patients: physician care.....	51	110102	-2.5	-0.9	0.0	0.0	0.1	0.0
Medicaid patients: physician care.....	51	110103	0.0	0.0	0.0	0.0	-0.1	0.0
Private insurance patients: physician care.....	51	110104	1.6	0.5	0.1	0.2	0.4	0.0
All other patients: physician care.....	51	110105	3.6	0.1	0.1	0.1	1.1	1.5
Medical laboratory and diagnostic imaging center care.....	51	1102	-1.0	-0.4	0.0	0.0	0.0	-0.5
Medical laboratory care.....	51	110201	-1.2	-0.5	0.0	0.0	0.0	-0.9
Medicare patients: medical laboratory care.....	51	1102011	-1.9	-1.0	0.0	0.0	0.0	0.0
Medicaid patients: medical laboratory care.....	51	1102012	0.0	0.0	0.0	0.0	0.1	0.0
Private insurance patients: medical laboratory care.....	51	1102013	-1.7	-0.6	0.0	0.0	-0.1	-1.5
All other patients: medical laboratory care.....	51	1102014	0.5	0.0	0.0	0.0	0.0	0.0
Diagnostic imaging center care.....	51	110202	-0.7	-0.2	0.0	0.0	0.0	0.0
Medicare and Medicaid patients: diagnostic imaging center care.....	51	1102021	-3.0	-1.0	0.0	0.0	0.0	0.0
Private insurance and all other patients: diagnostic imaging center care.....	51	1102024	0.0	0.0	0.0	0.0	0.0	0.0
Home health and hospice care.....	51	1103	2.3	-0.2	0.0	0.0	1.3	0.0
Home health and hospice care.....	51	110301	2.3	-0.2	0.0	0.0	1.3	0.0
Medicare and Medicaid patients: home health and hospice care.....	51	11030101	2.2	-0.3	0.0	0.0	1.3	0.0
Medicare patients: home health and hospice care.....	51	110301011	1.3	-1.0	0.0	0.0	1.3	0.0
Medicaid patients: home health and hospice care.....	51	110301012	3.0	0.4	0.1	0.0	1.3	0.0
Private insurance and all other patients: home health and hospice care.....	51	11030102	2.9	0.2	0.0	0.0	1.3	0.0
Private insurance patients: home health and hospice care.....	51	110301021	0.7	0.6	0.0	0.0	0.0	0.0

See footnotes at end of table.

Table 7. Producer price index percentage changes for commodity and service groupings and individual items, not seasonally adjusted — Continued
 [November 2022]

Title	Commodity code		Unadjusted 12-month percent change ¹	Unadjusted 1-month percent change ¹				
	Group code	Item code		Nov. 2021 to Nov. 2022 ^P	June to July	July to Aug. ^P	Aug. to Sept. ^P	Sept. to Oct. ^P
All other patients: home health and hospice care.....	51	110301022	4.0	0.0	0.0	0.0	1.9	0.0
Hospital outpatient care.....	51	1104	1.4	0.7	-0.6	-0.2	-1.3	0.0
Hospital outpatient care.....	51	110401	1.4	0.7	-0.6	-0.2	-1.3	0.0
Hospital outpatient care, general medical & surgical hospitals.....	51	1104011	1.2	0.8	-0.6	-0.2	-1.3	0.0
Medicare patients: hospital outpatient care, general medical and surgical hospitals.....	51	11040111	-0.2	-0.9	-0.5	0.0	0.0	0.0
Medicaid patients: hospital outpatient care, general medical and surgical hospitals.....	51	11040112	0.2	0.4	0.0	0.0	-1.3	0.0
Private insurance and all other patients: outpatient care, gen. medical and surgical hospitals.....	51	11040113	1.5	1.1	-0.7	-0.2	-1.6	0.1
Dental care.....	51	1105	3.7	0.2	0.0	0.7	-0.2	0.0
Private insurance patients: dental care.....	51	110502	2.2	0.2	0.0	0.7	-0.3	0.0
Private insurance patients: dental visits and consultations.....	51	1105021	3.4	0.3	0.0	0.7	-0.6	0.0
Private insurance patients: dental surgical intervention services.....	51	1105022	1.3	0.0	0.0	0.0	-0.2	0.0
Private insurance patients: dental non-surgical intervention services.....	51	1105023	1.5	0.2	0.0	0.9	0.0	0.0
Medicare, Medicaid and all other patients: dental care.....	51	110503	5.8	0.2	0.0	0.6	0.0	0.0
Medicare, Medicaid and all other patients: dental visits and consultations.....	51	1105031	9.5	0.2	0.0	0.0	0.0	0.0
Medicare, Medicaid and all other patients: dental surgical intervention services.....	51	1105032	2.6	0.0	0.0	-0.1	0.0	0.0
Medicare and Medicaid and all other patients: dental non-surgical intervention services.....	51	1105033	4.2	0.2	0.0	1.2	0.0	0.0
Inpatient care.....	51	2	4.4	1.0	0.2	0.1	1.3	0.0
Inpatient care.....	51	21	4.4	1.0	0.2	0.1	1.3	0.0
Hospital inpatient care.....	51	2101	4.4	0.7	0.1	0.0	1.5	0.0
Hospital inpatient care.....	51	210101	4.4	0.7	0.1	0.0	1.5	0.0
Hospital inpatient care, general medical and surgical hospitals.....	51	2101011	4.5	0.7	0.1	0.1	1.6	0.0
Medicare patients: hospital inpatient care, general medical and surgical hospitals.....	51	21010111	3.2	-1.0	0.0	0.0	4.5	0.0
Medicaid patients: hospital inpatient care, general medical and surgical hospitals.....	51	21010112	4.5	1.7	0.0	0.0	0.0	0.0
Private insur. & all other patients: hospital inpatient, general medical and surgical hospitals.....	51	21010113	5.5	1.7	0.2	0.1	0.0	0.0
Private insurance patients: hospital inpatient care, general medical and surgical hospitals.....	51	210101131	5.2	2.0	0.3	0.2	0.0	0.0
All other patients: hospital inpatient care, general medical and surgical hospitals.....	51	210101132	7.1	0.0	0.0	0.0	0.0	0.0
Hospital inpatient care, psychiatric & substance abuse hospitals.....	51	2101012	3.5	-0.4	0.0	0.0	-0.1	0.3
Hospital inpatient care, specialty hospitals.....	51	2101013	1.6	1.0	0.3	-1.0	-0.1	0.0
Medicare patients: hospital inpatient care, specialty hospitals.....	51	21010131	2.8	0.7	-0.3	-2.4	-0.6	0.0
Medicaid patients: hospital inpatient care, specialty hospitals.....	51	21010132	2.0	1.1	0.2	1.4	0.8	0.0
Private insurance and all other patients: hospital inpatient care, specialty hospitals.....	51	21010133	0.6	1.3	0.7	-0.5	0.0	0.0
Nursing home care.....	51	2102	4.5	1.9	0.7	0.2	0.8	0.2
Nursing home care.....	51	210201	4.5	1.9	0.7	0.2	0.8	0.2
Medicare and Medicaid patients: Nursing home care.....	51	21020101	3.9	2.5	0.1	0.3	1.0	0.2
Medicaid patients: Nursing home care.....	51	210201011	5.8	4.7	0.2	0.5	0.0	0.3
Medicare patients: Nursing home care.....	51	210201012	0.8	-1.0	0.0	0.0	2.6	0.0
Private insurance and all other patients: Nursing home care.....	51	21020102	5.2	1.1	1.5	0.1	0.7	0.2
Private insurance patients: Nursing home care.....	51	210201021	-0.5	0.0	0.0	0.0	0.0	0.0
All other patients: Nursing home care.....	51	210201022	6.3	1.3	1.8	0.1	0.8	0.2
Intellectual and developmental disability center care.....	51	2103	5.3	2.7	0.2	-0.1	0.2	0.0
Intellectual and developmental disability center care.....	51	210301	5.3	2.7	0.2	-0.1	0.2	0.0
Medicaid patients: Intellectual and developmental disability center care.....	51	21030101	6.4	3.8	0.2	-0.1	0.2	0.0
Medicare, private ins. & all other patients: Intellectual & develop. disability center care.....	51	21030102	0.3	-1.9	0.0	0.0	0.0	0.0
Sales of blood and blood products, organs, and tissues.....	51	3	4.2	0.3	0.7	0.1	0.0	1.1
Sales of blood and blood products, organs, and tissues.....	51	31	4.2	0.3	0.7	0.1	0.0	1.1
Sales of blood and blood products, organs, and tissues.....	51	3101	4.2	0.3	0.7	0.1	0.0	1.1
Sales of blood and blood products, organs, and tissues.....	51	310101	4.2	0.3	0.7	0.1	0.0	1.1
Accommodation services.....	53	-	10.3	1.4	-5.0	-1.6	2.5	-5.4
Traveler accommodation services.....	53	1	10.3	1.4	-5.0	-1.6	2.5	-5.4
Traveler accommodation services.....	53	11	10.3	1.4	-5.0	-1.6	2.5	-5.4
Guestroom or unit rental.....	53	1101	10.4	1.4	-5.4	-1.7	2.7	-5.9
Guestroom or unit rental.....	53	110101	10.4	1.4	-5.4	-1.7	2.7	-5.9
Other traveler accommodation services.....	53	1102	9.9	1.9	0.0	0.4	0.6	-0.1

See footnotes at end of table.

Table 7. Producer price index percentage changes for commodity and service groupings and individual items, not seasonally adjusted — Continued
 [November 2022]

Title	Commodity code		Unadjusted 12-month percent change ¹	Unadjusted 1-month percent change ¹				
	Group code	Item code		Nov. 2021 to Nov. 2022 ^P	June to July	July to Aug. ^P	Aug. to Sept. ^P	Sept. to Oct. ^P
Other traveler accommodation services.....	53	110201	9.9	1.9	0.0	0.4	0.6	-0.1
Food and beverage for immediate consumption services (partial).....	54	—	-2.1	0.7	0.3	-1.0	-0.3	0.4
Food and beverage for immediate consumption services (partial).....	54	1	-2.1	0.7	0.3	-1.0	-0.3	0.4
Food and nonalcoholic beverages for immediate consumption (partial).....	54	11	-4.2	0.9	0.2	-1.2	-0.4	0.5
Food and nonalcoholic beverages for immediate consumption (partial).....	54	1101	-4.2	0.9	0.2	-1.2	-0.4	0.5
Food and nonalcoholic beverages for immediate consumption (partial).....	54	110101	-4.2	0.9	0.2	-1.2	-0.4	0.5
Alcoholic beverages for immediate consumption (partial).....	54	12	9.1	0.1	1.0	0.0	0.0	0.0
Alcoholic beverages for immediate consumption (partial).....	54	1201	9.1	0.1	1.0	0.0	0.0	0.0
Alcoholic beverages for immediate consumption (partial).....	54	120101	9.1	0.1	1.0	0.0	0.0	0.0
Repair and maintenance services (partial).....	55	—	5.8	0.3	0.7	0.4	0.2	0.1
Commercial and industrial machinery and equipment repair and maintenance.....	55	1	11.8	0.3	2.2	0.9	0.0	0.1
Commercial and industrial machinery and equipment repair and maintenance.....	55	11	11.8	0.3	2.2	0.9	0.0	0.1
Commercial machinery repair and maintenance.....	55	1101	11.8	0.3	2.2	0.9	0.0	0.1
Commercial machinery repair and maintenance.....	55	110101	11.8	0.3	2.2	0.9	0.0	0.1
Motor vehicle repair and maintenance (partial).....	55	2	4.7	0.4	0.3	0.4	0.4	0.1
Motor vehicle repair and maintenance (partial).....	55	21	4.7	0.4	0.3	0.4	0.4	0.1
Motor vehicle repair and maintenance (partial).....	55	2101	4.7	0.4	0.3	0.4	0.4	0.1
Motor vehicle repair and maintenance (partial).....	55	210101	4.7	0.4	0.3	0.4	0.4	0.1
Ship repair and maintenance.....	55	3	7.3	0.0	1.1	0.8	0.0	0.0
Ship repair and maintenance.....	55	31	7.3	0.0	1.1	0.8	0.0	0.0
Ship repair, military.....	55	3101	2.3	0.0	0.2	0.0	0.0	0.0
Ship repair, military.....	55	310101	2.3	0.0	0.2	0.0	0.0	0.0
Ship repair, nonmilitary.....	55	3102	21.0	0.0	3.1	2.7	0.0	0.1
Ship repair, nonmilitary.....	55	310201	21.0	0.0	3.1	2.7	0.0	0.1
Aircraft repair and maintenance.....	55	4	2.5	0.2	0.2	0.0	0.0	0.1
Aircraft repair and maintenance.....	55	41	2.5	0.2	0.2	0.0	0.0	0.1
Aircraft repair and maintenance.....	55	4101	2.5	0.2	0.2	0.0	0.0	0.1
Aircraft repair and maintenance.....	55	410101	2.5	0.2	0.2	0.0	0.0	0.1
Entertainment services (partial).....	56	—	0.8	1.3	-1.2	2.6	0.4	-1.4
Membership dues and admissions and recreation facility use fees (partial).....	56	1	4.6	0.6	-0.3	0.4	0.9	1.0
Membership dues and admissions and recreation facility use fees (partial).....	56	11	4.6	0.6	-0.3	0.4	0.9	1.0
Membership dues.....	56	1101	3.9	1.1	0.0	0.0	0.3	0.0
Membership dues, golf courses and country clubs.....	56	110101	8.7	2.6	0.0	0.0	-0.1	0.1
Membership dues, fitness and recreational sports centers.....	56	110102	0.4	0.0	0.0	0.0	0.7	0.0
Admissions and recreational facilities use fees (partial).....	56	1102	5.7	-0.2	-0.8	1.1	1.9	2.7
Admissions and recreational facilities use fees, golf courses and country clubs.....	56	110201	1.7	2.9	0.0	-1.3	0.2	3.1
Admissions and recreational facilities use fees, fitness and recreational sports centers.....	56	110202	-0.2	0.0	0.0	0.0	0.0	0.0
Admissions and recreational facilities use fees, amusement and theme parks.....	56	110203	8.3	-1.8	-1.3	2.4	2.9	2.7
Recreational activity instruction fees (partial).....	56	2	1.4	0.1	0.0	0.0	0.0	0.0
Recreational activity instruction fees (partial).....	56	21	1.4	0.1	0.0	0.0	0.0	0.0
Recreational activity instruction fees (partial).....	56	2101	1.4	0.1	0.0	0.0	0.0	0.0
Recreational activity instruction fees (partial).....	56	210101	1.4	0.1	0.0	0.0	0.0	0.0
Gaming receipts (partial).....	56	3	-3.7	2.2	-2.3	5.4	-0.2	-4.3
Gaming receipts (partial).....	56	31	-3.7	2.2	-2.3	5.4	-0.2	-4.3
Gaming receipts (partial).....	56	3101	-3.7	2.2	-2.3	5.4	-0.2	-4.3
Gaming receipts (partial).....	56	310101	-3.7	2.2	-2.3	5.4	-0.2	-4.3
Wholesale trade services.....	57	—	11.4	0.8	0.0	0.2	-0.1	0.9
Machinery and equipment and parts and supplies wholesaling.....	57	1	11.0	1.1	-1.2	1.1	-0.6	1.3
Machinery and equipment and parts and supplies wholesaling.....	57	11	11.0	1.1	-1.2	1.1	-0.6	1.3
Parts and supplies for machinery and equipment wholesaling.....	57	1102	7.1	0.8	-2.8	1.6	-0.5	-0.1
Parts and supplies for machinery and equipment wholesaling.....	57	110201	7.1	0.8	-2.8	1.6	-0.5	-0.1
Machinery and vehicle wholesaling.....	57	1103	22.8	2.0	1.3	1.4	-0.3	3.0
Machinery and vehicle wholesaling.....	57	110301	22.8	2.0	1.3	1.4	-0.3	3.0
Professional and commercial equipment wholesaling.....	57	1104	-6.3	-0.5	-2.7	-1.4	-1.8	1.2

See footnotes at end of table.

Table 7. Producer price index percentage changes for commodity and service groupings and individual items, not seasonally adjusted — Continued
 [November 2022]

Title	Commodity code		Unadjusted 12-month percent change ¹	Unadjusted 1-month percent change ¹				
	Group code	Item code		Nov. 2021 to Nov. 2022 ^P	June to July	July to Aug. ^P	Aug. to Sept. ^P	Sept. to Oct. ^P
Professional and commercial equipment wholesaling.....	57	110401	-6.3	-0.5	-2.7	-1.4	-1.8	1.2
Furnishings wholesaling.....	57	2	19.1	2.4	1.5	0.8	1.6	0.0
Furnishings wholesaling.....	57	21	19.1	2.4	1.5	0.8	1.6	0.0
Furnishings wholesaling.....	57	2101	19.1	2.4	1.5	0.8	1.6	0.0
Furnishings wholesaling.....	57	210101	19.1	2.4	1.5	0.8	1.6	0.0
Building materials, paint, and hardware wholesaling.....	57	3	9.9	1.9	-1.7	-1.8	0.9	0.9
Building materials, paint, and hardware wholesaling.....	57	31	9.9	1.9	-1.7	-1.8	0.9	0.9
Building materials, paint, and hardware wholesaling.....	57	3101	9.9	1.9	-1.7	-1.8	0.9	0.9
Building materials, paint, and hardware wholesaling.....	57	310101	9.9	1.9	-1.7	-1.8	0.9	0.9
Metals, minerals, and ores wholesaling.....	57	4	-11.0	-4.7	-7.5	-2.7	-0.8	-0.9
Metals, minerals, and ores wholesaling.....	57	41	-11.0	-4.7	-7.5	-2.7	-0.8	-0.9
Metals, minerals, and ores wholesaling.....	57	4101	-11.0	-4.7	-7.5	-2.7	-0.8	-0.9
Metals, minerals, and ores wholesaling.....	57	410101	-11.0	-4.7	-7.5	-2.7	-0.8	-0.9
Chemicals and allied products wholesaling.....	57	5	7.5	0.4	6.2	-1.1	-2.2	0.0
Chemicals and allied products wholesaling.....	57	51	7.5	0.4	6.2	-1.1	-2.2	0.0
Chemicals and allied products wholesaling.....	57	5101	7.5	0.4	6.2	-1.1	-2.2	0.0
Chemicals and allied products wholesaling.....	57	510101	7.5	0.4	6.2	-1.1	-2.2	0.0
Paper and plastics products wholesaling.....	57	6	18.4	-1.4	-0.8	3.9	0.0	0.3
Paper and plastics products wholesaling.....	57	61	18.4	-1.4	-0.8	3.9	0.0	0.3
Paper and plastics products wholesaling.....	57	6101	18.4	-1.4	-0.8	3.9	0.0	0.3
Paper and plastics products wholesaling.....	57	610101	18.4	-1.4	-0.8	3.9	0.0	0.3
Apparel wholesaling.....	57	7	11.0	0.8	1.9	3.1	6.6	-0.5
Apparel wholesaling.....	57	71	11.0	0.8	1.9	3.1	6.6	-0.5
Apparel wholesaling.....	57	7101	11.0	0.8	1.9	3.1	6.6	-0.5
Apparel wholesaling.....	57	710101	11.0	0.8	1.9	3.1	6.6	-0.5
Food and alcohol wholesaling.....	57	8	15.6	2.3	2.0	-1.3	2.0	1.2
Food and alcohol wholesaling.....	57	81	15.6	2.3	2.0	-1.3	2.0	1.2
Food wholesaling.....	57	8101	15.4	2.7	2.2	-1.8	2.0	1.2
Food wholesaling.....	57	810101	15.4	2.7	2.2	-1.8	2.0	1.2
Alcohol wholesaling.....	57	8102	16.2	0.8	1.4	1.0	1.8	1.1
Alcohol wholesaling.....	57	810201	16.2	0.8	1.4	1.0	1.8	1.1
Other commodities wholesaling.....	57	9	18.4	1.6	-0.2	-0.2	-0.3	1.4
Other commodities wholesaling.....	57	91	18.4	1.6	-0.2	-0.2	-0.3	1.4
Other commodities wholesaling.....	57	9101	18.4	1.6	-0.2	-0.2	-0.3	1.4
Other commodities wholesaling.....	57	910101	18.4	1.6	-0.2	-0.2	-0.3	1.4
Retail trade services.....	58	—	8.7	0.1	1.5	-0.7	0.7	-0.4
Food and alcohol retailing.....	58	1	20.9	1.9	1.4	2.1	3.2	-0.6
Food and alcohol retailing.....	58	11	20.9	1.9	1.4	2.1	3.2	-0.6
Food retailing.....	58	1102	22.0	2.0	1.6	2.1	2.8	-0.6
Food retailing.....	58	110201	22.0	2.0	1.6	2.1	2.8	-0.6
Alcohol retailing.....	58	1103	12.3	0.6	-0.1	1.8	6.6	-0.4
Alcohol retailing.....	58	110301	12.3	0.6	-0.1	1.8	6.6	-0.4
Health and beauty care retailing, including optical goods.....	58	2	5.6	1.7	1.0	-3.9	2.4	0.0
Health and beauty care retailing, including optical goods.....	58	21	5.6	1.7	1.0	-3.9	2.4	0.0
Health and beauty care retailing, including optical goods.....	58	2101	5.6	1.7	1.0	-3.9	2.4	0.0
Health and beauty care retailing, including optical goods.....	58	210101	5.6	1.7	1.0	-3.9	2.4	0.0
Apparel, jewelry, footwear, and accessories retailing.....	58	3	2.1	-5.1	2.6	5.5	5.7	-0.9
Apparel, jewelry, footwear, and accessories retailing.....	58	31	2.1	-5.1	2.6	5.5	5.7	-0.9
Apparel, footwear, and accessories retailing.....	58	3101	1.1	-6.2	2.9	7.7	6.2	-1.1
Apparel, footwear, and accessories retailing.....	58	310101	1.1	-6.2	2.9	7.7	6.2	-1.1
Jewelry retailing.....	58	3102	7.8	0.2	1.1	-5.0	3.0	0.4
Jewelry retailing.....	58	310201	7.8	0.2	1.1	-5.0	3.0	0.4
Computer hardware, software, and supplies retailing.....	58	4	5.8	-2.6	-5.1	0.0	-0.4	-1.3
Computer hardware, software, and supplies retailing.....	58	41	5.8	-2.6	-5.1	0.0	-0.4	-1.3
Computer hardware, software, and supplies retailing.....	58	4101	5.8	-2.6	-5.1	0.0	-0.4	-1.3
Computer hardware, software, and supplies retailing.....	58	410101	5.8	-2.6	-5.1	0.0	-0.4	-1.3

See footnotes at end of table.

Table 7. Producer price index percentage changes for commodity and service groupings and individual items, not seasonally adjusted — Continued
 [November 2022]

Title	Commodity code		Unadjusted 12-month percent change ¹	Unadjusted 1-month percent change ¹				
	Group code	Item code		Nov. 2021 to Nov. 2022 ^P	June to July	July to Aug. ^P	Aug. to Sept. ^P	Sept. to Oct. ^P
TV, video, and photographic equipment and supplies retailing.	58	5	-12.0	-5.2	-0.4	-11.0	-1.1	-4.9
TV, video, and photographic equipment and supplies retailing.	58	51	-12.0	-5.2	-0.4	-11.0	-1.1	-4.9
TV, video, and photographic equipment and supplies retailing.	58	5101	-12.0	-5.2	-0.4	-11.0	-1.1	-4.9
TV, video, and photographic equipment and supplies retailing.	58	510101	-12.0	-5.2	-0.4	-11.0	-1.1	-4.9
Automobiles and automobile parts retailing.	58	6	0.3	-1.1	-0.9	-0.1	-2.9	-3.8
Automobiles and automobile parts retailing.	58	61	0.3	-1.1	-0.9	-0.1	-2.9	-3.8
Automobile retailing (Partial).	58	6101	-6.1	-2.7	-1.5	-0.8	-4.5	-5.3
Automobile retailing (Partial).	58	610101	-6.1	-2.7	-1.5	-0.8	-4.5	-5.3
Automotive parts, including tires, retailing.	58	6102	15.6	2.6	0.4	1.3	0.4	-0.8
Automotive parts, including tires, retailing.	58	610201	15.6	2.6	0.4	1.3	0.4	-0.8
RVs, trailers, and campers retailing.	58	8	-34.3	-4.3	-1.6	-8.8	-7.0	0.0
RVs, trailers, and campers retailing.	58	81	-34.3	-4.3	-1.6	-8.8	-7.0	0.0
RVs, trailers, and campers retailing.	58	8101	-34.3	-4.3	-1.6	-8.8	-7.0	0.0
RVs, trailers, and campers retailing.	58	810101	-34.3	-4.3	-1.6	-8.8	-7.0	0.0
Sporting goods, including boats, retailing.	58	9	-7.3	0.9	4.8	-2.5	4.7	-8.9
Sporting goods, including boats, retailing.	58	91	-7.3	0.9	4.8	-2.5	4.7	-8.9
Sporting goods, including boats, retailing.	58	9101	-7.3	0.9	4.8	-2.5	4.7	-8.9
Sporting goods, including boats, retailing.	58	910101	-7.3	0.9	4.8	-2.5	4.7	-8.9
Lawn, garden, and farm equipment and supplies retailing.	58	A	21.1	0.1	7.8	0.7	-3.7	0.4
Lawn, garden, and farm equipment and supplies retailing.	58	A1	21.1	0.1	7.8	0.7	-3.7	0.4
Lawn, garden, and farm equipment and supplies retailing.	58	A101	21.1	0.1	7.8	0.7	-3.7	0.4
Lawn, garden, and farm equipment and supplies retailing.	58	A10101	21.1	0.1	7.8	0.7	-3.7	0.4
Furniture retailing.	58	B	-5.3	-0.6	-3.1	0.0	-3.4	-0.3
Furniture retailing.	58	B1	-5.3	-0.6	-3.1	0.0	-3.4	-0.3
Furniture retailing.	58	B101	-5.3	-0.6	-3.1	0.0	-3.4	-0.3
Furniture retailing.	58	B10101	-5.3	-0.6	-3.1	0.0	-3.4	-0.3
Flooring and floor coverings retailing.	58	C	18.7	-1.6	-1.6	-3.7	3.5	0.6
Flooring and floor coverings retailing.	58	C1	18.7	-1.6	-1.6	-3.7	3.5	0.6
Flooring and floor coverings retailing.	58	C101	18.7	-1.6	-1.6	-3.7	3.5	0.6
Flooring and floor coverings retailing.	58	C10101	18.7	-1.6	-1.6	-3.7	3.5	0.6
Hardware and building materials and supplies retailing.	58	D	4.0	-6.2	-5.7	-3.8	1.6	0.3
Hardware and building materials and supplies retailing.	58	D1	4.0	-6.2	-5.7	-3.8	1.6	0.3
Hardware and building materials and supplies retailing.	58	D101	4.0	-6.2	-5.7	-3.8	1.6	0.3
Hardware and building materials and supplies retailing.	58	D10101	4.0	-6.2	-5.7	-3.8	1.6	0.3
Major household appliance retailing.	58	E	9.6	-1.7	-5.6	-1.5	1.5	1.7
Major household appliance retailing.	58	E1	9.6	-1.7	-5.6	-1.5	1.5	1.7
Major household appliance retailing.	58	E101	9.6	-1.7	-5.6	-1.5	1.5	1.7
Major household appliance retailing.	58	E10101	9.6	-1.7	-5.6	-1.5	1.5	1.7
Fuels and lubricants retailing.	58	F	19.6	9.5	12.4	-9.1	-6.7	5.1
Fuels and lubricants retailing.	58	F1	19.6	9.5	12.4	-9.1	-6.7	5.1
Automotive fuels and lubricants retailing.	58	F101	16.9	9.8	12.6	-9.6	-5.6	2.0
Automotive fuels and lubricants retailing.	58	F10101	16.9	9.8	12.6	-9.6	-5.6	2.0
Household fuels retailing.	58	F102	46.3	6.6	10.9	-4.3	-16.3	37.3
Household fuels retailing.	58	F10201	46.3	6.6	10.9	-4.3	-16.3	37.3
Cleaning supplies and paper products retailing.	58	G	14.0	10.1	-1.2	-1.0	-1.2	-1.0
Cleaning supplies and paper products retailing.	58	G1	14.0	10.1	-1.2	-1.0	-1.2	-1.0
Cleaning supplies and paper products retailing.	58	G101	14.0	10.1	-1.2	-1.0	-1.2	-1.0
Cleaning supplies and paper products retailing.	58	G10101	14.0	10.1	-1.2	-1.0	-1.2	-1.0
Book retailing.	58	H	5.3	2.0	2.4	-0.5	1.8	-0.1
Book retailing.	58	H1	5.3	2.0	2.4	-0.5	1.8	-0.1
Book retailing.	58	H101	5.3	2.0	2.4	-0.5	1.8	-0.1
Book retailing.	58	H10101	5.3	2.0	2.4	-0.5	1.8	-0.1
Other merchandise retailing (partial).	58	I	12.4	1.0	3.3	0.5	-2.0	1.4
Other merchandise retailing (partial).	58	I1	12.4	1.0	3.3	0.5	-2.0	1.4
Other merchandise retailing (partial).	58	I101	12.4	1.0	3.3	0.5	-2.0	1.4
Other merchandise retailing (partial).	58	I10101	12.4	1.0	3.3	0.5	-2.0	1.4

See footnotes at end of table.

Table 7. Producer price index percentage changes for commodity and service groupings and individual items, not seasonally adjusted — Continued
 [November 2022]

Title	Commodity code		Unadjusted 12-month percent change ¹	Unadjusted 1-month percent change ¹				
	Group code	Item code		Nov. 2021 to Nov. 2022 ^P	June to July	July to Aug. ^P	Aug. to Sept. ^P	Sept. to Oct. ^P
Metal treatment services.....	59	—	7.7	1.2	0.3	0.0	0.5	0.0
Metal treatment services.....	59	1	7.7	1.2	0.3	0.0	0.5	0.0
Metal treatment services.....	59	11	7.7	1.2	0.3	0.0	0.5	0.0
Metal plating and polishing.....	59	1101	9.7	1.3	0.5	0.0	0.0	0.0
Metal plating and polishing.....	59	110111	9.7	1.3	0.5	0.0	0.0	0.0
Metal coating and allied services.....	59	1102	3.6	0.5	0.4	-0.3	-0.1	0.0
Metal coating and allied services.....	59	110222	3.6	0.5	0.4	-0.3	-0.1	0.0
Metal heat treating.....	59	1103	14.4	2.4	0.0	0.6	2.2	0.0
Metal heat treating.....	59	110349	14.4	2.4	0.0	0.6	2.2	0.0
Mining services.....	60	—	13.1	-0.9	0.9	2.4	0.3	0.4
Mining services.....	60	1	13.1	-0.9	0.9	2.4	0.3	0.4
Mining services.....	60	11	13.1	-0.9	0.9	2.4	0.3	0.4
Metal mining services.....	60	1101	34.3	3.5	0.0	0.0	0.0	0.0
Metal mining services.....	60	110101	34.3	3.5	0.0	0.0	0.0	0.0
Support activities for coal mining.....	60	1102	4.6	0.3	-1.4	0.5	0.0	1.6
Support activities for coal mining.....	60	110201	4.6	0.3	-1.4	0.5	0.0	1.6
Drilling oil and gas wells services.....	60	1103	21.1	0.2	0.0	6.5	0.3	0.6
Drilling oil and gas wells services.....	60	110301	21.1	0.2	0.0	6.5	0.3	0.6
Support activities for oil and gas operations.....	60	1104	10.1	-1.4	1.3	1.1	0.3	0.2
Support activities for oil and gas operations.....	60	110401	10.1	-1.4	1.3	1.1	0.3	0.2
Nonmetallic minerals mining services.....	60	1105	—	0.0	0.0	0.0	—	—
Nonmetallic minerals mining services.....	60	110501	—	0.0	0.0	0.0	—	—
Contract work on textile products, apparel, and leather.....	61	—	6.2	0.0	0.2	0.1	0.2	1.5
Contract work on textile products and apparel.....	61	1	6.1	0.0	0.2	0.1	0.2	1.5
Contract work on textile products and apparel.....	61	11	6.1	0.0	0.2	0.1	0.2	1.5
Contract work on textile products.....	61	1102	10.3	0.0	0.3	0.2	0.2	0.0
Commission finishing of broadwoven fabrics.....	61	110201	9.7	0.2	0.2	0.2	0.1	0.0
Commission finishing of cotton broadwoven fabrics.....	61	1102011	11.4	0.1	0.1	0.1	0.2	0.0
Other commission finishing of broadwoven fabrics (excl. cotton & wool).....	61	1102012	8.3	0.2	0.2	0.2	0.1	0.0
Commission knit or knit & finishing of weft & warp knit fabric.....	61	110204	13.8	-0.7	0.7	0.0	0.4	0.0
Contract work on apparel.....	61	1103	3.0	0.0	0.0	0.0	0.3	2.6
Contract work on women's, girls' and infants' apparel.....	61	11031	0.1	0.0	0.0	0.0	0.1	0.0
Contract work on women's, girls', and infants' nontailored coats, jackets, & other outerwear.....	61	110313	—	0.0	0.0	0.0	0.1	—
Contract work on men's and boys' (including unisex) apparel.....	61	11032	7.1	0.0	0.0	0.0	0.7	6.3
Contract work on men's and boys' pants, work apparel, and other outerwear.....	61	110321	9.8	0.0	0.0	0.0	0.9	8.8
Contract work on men's and boys' shirts, tailored suits/coats/jackets, & underwear/nightwear.....	61	110323	0.1	0.0	0.0	0.0	0.1	0.0
Contract & commission receipts for tanning or finishing leather owned by others.....	61	2	14.0	0.0	0.5	0.3	0.0	0.0
Contract & commission receipts for tanning or finishing leather owned by others.....	61	21	14.0	0.0	0.5	0.3	0.0	0.0
Contract and commission receipts for tanning or finishing leather owned by others.....	61	2101	14.0	0.0	0.5	0.3	0.0	0.0
Contract and commission receipts for tanning or finishing leather owned by others.....	61	210101	14.0	0.0	0.5	0.3	0.0	0.0
Construction (partial).....	80	—	16.9	3.7	0.1	0.3	2.5	0.1
New nonresidential building construction.....	80	1	19.8	5.5	0.2	0.2	2.9	0.2
New nonresidential building construction.....	80	11	19.8	5.5	0.2	0.2	2.9	0.2
New warehouse building construction.....	80	1101	21.3	5.6	0.0	0.2	2.1	0.3
New warehouse building construction.....	80	110101	21.3	5.6	0.0	0.2	2.1	0.3
New school building construction.....	80	1102	17.7	5.6	0.1	0.3	3.3	0.0
New school building construction.....	80	110201	17.7	5.6	0.1	0.3	3.3	0.0
New office building construction.....	80	1103	21.0	5.0	0.3	0.2	2.6	0.2
New office building construction.....	80	110301	21.0	5.0	0.3	0.2	2.6	0.2
New industrial building construction.....	80	1104	21.6	5.9	0.2	0.3	2.8	0.2
New industrial building construction.....	80	110401	21.6	5.9	0.2	0.3	2.8	0.2
New health care building construction.....	80	1105	18.4	5.9	0.1	0.2	3.5	0.1
New health care building construction.....	80	110501	18.4	5.9	0.1	0.2	3.5	0.1
Maintenance and repair of nonresidential buildings (partial).....	80	2	8.5	-1.6	0.1	0.3	1.4	0.0

See footnotes at end of table.

Table 7. Producer price index percentage changes for commodity and service groupings and individual items, not seasonally adjusted — Continued
 [November 2022]

Title	Commodity code		Unadjusted 12-month percent change ¹	Unadjusted 1-month percent change ¹				
	Group code	Item code		Nov. 2021 to Nov. 2022 ^p	June to July	July to Aug. ^p	Aug. to Sept. ^p	Sept. to Oct. ^p
Maintenance and repair of nonresidential buildings (partial)	80	21	8.5	-1.6	0.1	0.3	1.4	0.0
Maintenance and repair of nonresidential buildings (partial)	80	2101	8.5	-1.6	0.1	0.3	1.4	0.0
Maintenance and repair of nonresidential buildings (partial)	80	210101	8.5	-1.6	0.1	0.3	1.4	0.0

¹ All indexes are subject to revision for 4 months after their originally scheduled publication to incorporate late reports and corrections by survey respondents.

² Due to incomplete coverage of the services sector, some services indexes in this table reflect only a portion of their wherever-provided output. These indexes are flagged using the term "partial" at the end of their titles. For more information regarding wherever-provided services indexes, go to <https://www.bls.gov/ppi/wepnotice.htm>. This webpage includes methodology documentation, a table identifying missing coverage areas for those indexes with incomplete coverage, and a concordance table between wherever-provided services indexes and Census product codes.

p Preliminary

"-" Data not available.

Table 8. Producer price indexes and percentage changes for selected commodity and service groupings and individual items, seasonally adjusted
 [November 2022, Index base 1982=100, unless otherwise indicated]

Title	Commodity code		Other index base	Seasonally adjusted index ¹					Seasonally adjusted 1-month percent change ¹		
	Group code	Item code		July 2022	Aug. 2022 ^P	Sept. 2022 ^P	Oct. 2022 ^P	Nov. 2022 ^P	Aug. to Sept. ^P	Sept. to Oct. ^P	Oct. to Nov. ^P
Goods											
Fruits & melons, fresh/dry vegs. & nuts.....	01	1		-	-	-	-	-	-	-	-
Fresh fruits and melons.....	01	11		-	-	-	-	-	-	-	-
Citrus fruits.....	01	1101		369.286	364.247	379.908	428.344	312.972	4.3	12.7	-26.9
Other fruits and berries.....	01	1102		145.565	153.259	141.318	163.218	179.678	-7.8	15.5	10.1
Melons.....			12/91	-	-	-	-	-	-	-	-
Fresh and dry vegetables.....	01	13		-	-	-	-	-	-	-	-
Dry vegetables.....	01	1301		260.317	248.176	265.311	246.269	245.340	6.9	-7.2	-0.4
Fresh vegetables, except potatoes.....	01	1302		-	-	-	-	-	-	-	-
Sweet potatoes.....	01	1303		155.806	142.974	154.908	165.650	160.229	8.3	6.9	-3.3
Potatoes.....	01	1306	12/11	213.523	242.798	233.652	175.385	205.244	-3.8	-24.9	17.0
Tree nuts.....				-	-	-	-	-	-	-	-
Tree nuts.....				-	-	-	-	-	-	-	-
Grains.....	01	2		275.939	284.723	314.626	296.271	286.717	10.5	-5.8	-3.2
Wheat.....	01	21		-	-	-	-	-	-	-	-
Wheat.....	01	2101		-	-	-	-	-	-	-	-
Other grains.....	01	22		290.353	303.669	338.170	309.993	299.129	11.4	-8.3	-3.5
Barley.....	01	2201		337.535	308.901	279.998	310.903	314.821	-9.4	11.0	1.3
Corn.....	01	2202		284.309	297.602	332.780	303.528	292.575	11.8	-8.8	-3.6
Oats.....	01	2203		-	-	-	-	-	-	-	-
Sorghum.....	01	2205	12/91	-	-	-	-	-	-	-	-
Rough rice.....			12/91	-	-	-	-	-	-	-	-
Rough rice.....			12/91	-	-	-	-	-	-	-	-
Livestock.....	01	3		201.226	209.865	203.440	192.528	197.970	-3.1	-5.4	2.8
Slaughter cattle.....	01	31		214.987	223.494	222.633	221.831	224.928	-0.4	-0.4	1.4
Slaughter steers and heifers.....	01	3101		222.519	228.536	229.383	234.515	232.333	0.4	2.2	-0.9
Slaughter cows and bulls.....	01	3102		165.009	181.091	174.807	159.968	174.208	-3.5	-8.5	8.9
Slaughter vealers.....	01	3103		98.626	99.779	99.109	98.229	98.326	-0.7	-0.9	0.1
Slaughter hogs.....	01	32		142.116	150.916	132.368	114.843	119.575	-12.3	-13.2	4.1
Slaughter barrows and gilts.....	01	3201		142.033	149.303	131.416	113.281	118.501	-12.0	-13.8	4.6
Slaughter sows.....	01	3202		-	-	-	-	-	-	-	-
Slaughter lambs.....	01	33		268.265	276.436	294.729	284.137	352.408	6.6	-3.6	24.0
Slaughter lambs.....	01	3301		268.265	276.436	294.729	284.137	352.408	6.6	-3.6	24.0
Feeder and replacement cattle.....			09/21	-	-	-	-	-	-	-	-
Feeder and replacement cattle.....			09/21	-	-	-	-	-	-	-	-
Slaughter poultry.....	01	4		416.783	386.601	387.942	376.371	375.348	0.3	-3.0	-0.3
Slaughter chickens.....	01	41		444.349	404.265	405.941	386.718	388.484	0.4	-4.7	0.5
Broilers and other meat type chickens.....	01	4102		450.532	409.890	411.589	392.099	393.890	0.4	-4.7	0.5
Slaughter turkeys.....	01	42		333.366	339.116	338.663	356.594	343.086	-0.1	5.3	-3.8
Slaughter turkeys.....	01	4201		333.366	339.116	338.663	356.594	343.086	-0.1	5.3	-3.8
Slaughter ducks.....	01	43	12/91	-	-	-	-	-	-	-	-
Slaughter ducks.....	01	4301	12/91	-	-	-	-	-	-	-	-
Raw cotton.....	01	5		-	-	-	-	-	-	-	-
Raw cotton.....	01	51		-	-	-	-	-	-	-	-
Raw cotton.....	01	5101		-	-	-	-	-	-	-	-
Raw milk.....	01	6		204.129	188.333	184.426	188.181	193.723	-2.1	2.0	2.9
Raw milk.....	01	61		204.954	189.094	185.171	188.942	194.506	-2.1	2.0	2.9
Raw milk.....	01	6101		204.954	189.094	185.171	188.942	194.506	-2.1	2.0	2.9
Chicken eggs.....	01	7		-	-	-	-	-	-	-	-
Chicken eggs.....	01	71		-	-	-	-	-	-	-	-
Eggs for fresh use.....	01	7107	12/91	-	-	-	-	-	-	-	-
Breaker stock and checks and undergrades.....	01	7108	12/91	-	-	-	-	-	-	-	-
Hay, hayseeds, and oilseeds.....	01	8		310.515	318.478	335.429	309.118	313.003	5.3	-7.8	1.3
Hay and hayseeds.....	01	81		-	-	-	-	-	-	-	-
Hay and hayseeds.....	01	8101		-	-	-	-	-	-	-	-
Oilseeds.....	01	83		270.325	284.033	299.299	270.961	283.867	5.4	-9.5	4.8
Oilseeds.....	01	8301		270.325	284.033	299.299	270.961	283.867	5.4	-9.5	4.8
Cereal and bakery products.....	02	1		312.513	314.069	318.984	322.106	325.301	1.6	1.0	1.0
Bakery products.....	02	11		-	-	-	-	-	-	-	-
Bread (white, wheat, rye, etc.), including frozen.....			06/06	-	-	-	-	-	-	-	-
Rolls (bread-type), muffins, bagels, and croissants.....	02	1105		-	-	-	-	-	-	-	-
Other sweet goods, excluding frozen.....				-	-	-	-	-	-	-	-
Soft cakes, excluding frozen.....	02	1108		-	-	-	-	-	-	-	-
Cookies, crackers, and related products.....	02	1121		-	-	-	-	-	-	-	-

See footnotes at end of table.

Table 8. Producer price indexes and percentage changes for selected commodity and service groupings and individual items, seasonally adjusted — Continued
 [November 2022, Index base 1982=100, unless otherwise indicated]

Title	Commodity code		Other index base	Seasonally adjusted index ¹					Seasonally adjusted 1-month percent change ¹		
	Group code	Item code		July 2022	Aug. 2022 ^P	Sept. 2022 ^P	Oct. 2022 ^P	Nov. 2022 ^P	Aug. to Sept. ^P	Sept. to Oct. ^P	Oct. to Nov. ^P
Retail bakery products.....	02	1130	06/14	150.051	152.416	152.389	153.835	153.421	0.0	0.9	-0.3
Flour and flour base mixes and doughs.....	02	12		-	-	-	-	-	-	-	-
Wheat flour.....	02	1203		-	-	-	-	-	-	-	-
Flour base mixes and doughs.....	02	1204		-	-	-	-	-	-	-	-
Milled rice and byproducts.....	02	13		-	-	-	-	-	-	-	-
Head rice.....	02	1301		-	-	-	-	-	-	-	-
Milled rice (incl second heads, screenings, brewers, bran, sharps, rice flour, and byproducts).....	02	1302	06/84	-	-	-	-	-	-	-	-
Cereal and pasta products.....	02	14		293.500	292.407	294.568	299.907	300.517	0.7	1.8	0.2
Dry macaroni, spaghetti, and egg noodle products, made from purchased flour.....	02	1402	06/85	-	-	-	-	-	-	-	-
Cereal and mill products, other than flour.....	02	1409	06/85	274.719	273.442	275.207	279.398	281.162	0.6	1.5	0.6
Meats, poultry, and fish.....	02	2		239.694	238.315	233.554	227.609	232.242	-2.0	-2.5	2.0
Meats.....	02	21		217.898	218.528	217.278	216.283	221.365	-0.6	-0.5	2.3
Beef and veal products, fresh or frozen.....	02	2101		254.673	250.001	241.424	237.413	245.863	-3.4	-1.7	3.6
Lamb/mutton, fresh or frozen, not canned or made into sausage, made in slaughtering plants.....	02	2103		-	-	-	-	-	-	-	-
Pork products, fresh, frozen, or processed, except sausage.....	02	2104		161.184	164.498	168.253	168.036	171.939	2.3	-0.1	2.3
Other meats, fresh, frozen, or canned.....	02	2105		212.536	216.923	219.652	221.694	222.495	1.3	0.9	0.4
Processed poultry.....	02	22		235.806	229.699	216.362	201.161	206.971	-5.8	-7.0	2.9
Young chickens, including bulk, chilled, frozen, whole, and in parts.....	02	2203		240.970	232.975	228.990	213.265	210.556	-1.7	-6.9	-1.3
Turkeys, including frozen, whole, and in parts.....	02	2206		272.547	277.156	278.560	283.892	285.239	0.5	1.9	0.5
Canned, cooked, smoked or prepared poultry.....	02	2208		-	-	-	-	-	-	-	-
Chicken hens and other poultry/small game.....			12/90	-	-	-	-	-	-	-	-
Unprocessed and prepared seafood.....	02	23		428.190	433.505	443.675	439.375	428.130	2.3	-1.0	-2.6
Unprocessed finfish.....	02	2301		-	-	-	-	-	-	-	-
Canned seafood (including soups, stews, and chowders).....				-	-	-	-	-	-	-	-
Unprocessed shellfish.....	02	2305	12/91	286.183	282.210	287.780	298.091	287.456	2.0	3.6	-3.6
Prepared fresh and frozen seafood.....			12/11	-	-	-	-	-	-	-	-
Dairy products.....	02	3		251.849	246.935	243.531	244.567	242.896	-1.4	0.4	-0.7
Fluid milk products.....	02	31		300.318	298.273	293.791	297.206	297.934	-1.5	1.2	0.2
Packaged fluid milk and related products.....	02	3103	12/82	313.598	308.669	300.017	298.218	302.541	-2.8	-0.6	1.4
Cottage cheese.....	02	3104	12/82	-	-	-	-	-	-	-	-
Other milk products.....	02	3105	12/82	235.496	235.474	233.822	242.241	235.901	-0.7	3.6	-2.6
Bulk fluid milk and cream.....	02	3106	12/91	235.227	237.479	239.804	248.041	248.162	1.0	3.4	0.0
Butter.....	02	32		-	-	-	-	-	-	-	-
Butter.....	02	3201		-	-	-	-	-	-	-	-
Natural, processed, and imitation cheese.....	02	33		203.986	193.261	188.587	192.318	191.339	-2.4	2.0	-0.5
Natural cheese, except cottage cheese.....	02	3302		193.336	182.497	176.589	180.281	181.341	-3.2	2.1	0.6
Processed cheese and related products.....	02	3303		208.446	199.640	199.575	203.058	193.422	0.0	1.7	-4.7
Cheese substitutes and imitations.....			06/88	-	-	-	-	-	-	-	-
Raw liquid whey.....			12/04	-	-	-	-	-	-	-	-
Ice cream and frozen desserts.....	02	34		-	-	-	-	-	-	-	-
Ice cream and frozen desserts.....			06/83	-	-	-	-	-	-	-	-
Dry, condensed, and evaporated milk products.....	02	35		-	-	-	-	-	-	-	-
Dry milk products, including feed grade.....	02	3502	12/83	-	-	-	-	-	-	-	-
Liquid milk products.....			12/83	-	-	-	-	-	-	-	-
Ice cream mixes and related products.....			06/02	-	-	-	-	-	-	-	-
Processed fruits and vegetables.....	02	4		-	-	-	-	-	-	-	-
Canned fruits and juices.....	02	41		-	-	-	-	-	-	-	-
Canned fruits, excluding baby foods.....	02	4101		-	-	-	-	-	-	-	-
Canned and fresh fruit juices, nectars, and concentrates.....	02	4102		-	-	-	-	-	-	-	-
Frozen fruits, juices and ades.....	02	42		-	-	-	-	-	-	-	-
Frozen fruits.....	02	4202		-	-	-	-	-	-	-	-
Canned vegetables and juices.....	02	44		-	-	-	-	-	-	-	-
Canned vegetables and juices.....	02	4401		-	-	-	-	-	-	-	-
Frozen vegetables.....	02	45		-	-	-	-	-	-	-	-
Frozen potato products (French-fried, patties, puffs, etc.).....	02	4502	12/90	236.163	243.897	268.268	270.462	276.158	10.0	0.8	2.1
Frozen vegetables, other than potato products.....	02	4505	12/90	-	-	-	-	-	-	-	-
Dried and dehydrated food.....			12/03	-	-	-	-	-	-	-	-
Dried and dehydrated food.....			12/03	-	-	-	-	-	-	-	-
Sugar and confectionery.....	02	5		-	-	-	-	-	-	-	-
Raw cane sugar and sugar cane mill products and byproducts.....				-	-	-	-	-	-	-	-
Raw cane sugar and sugarcane mill products and byproducts.....	02	5201		-	-	-	-	-	-	-	-
Refined sugar products and byproducts.....				-	-	-	-	-	-	-	-
Refined sugar products and byproducts.....			12/02	-	-	-	-	-	-	-	-
Confectionery materials.....	02	54		-	-	-	-	-	-	-	-
Confectionery materials.....	02	5401		-	-	-	-	-	-	-	-

See footnotes at end of table.

Table 8. Producer price indexes and percentage changes for selected commodity and service groupings and individual items, seasonally adjusted — Continued
 [November 2022, Index base 1982=100, unless otherwise indicated]

Title	Commodity code		Other index base	Seasonally adjusted index ¹					Seasonally adjusted 1-month percent change ¹		
	Group code	Item code		July 2022	Aug. 2022 ^P	Sept. 2022 ^P	Oct. 2022 ^P	Nov. 2022 ^P	Aug. to Sept. ^P	Sept. to Oct. ^P	Oct. to Nov. ^P
Confectionery end products.....	02	55		-	-	-	-	-	-	-	-
Candy and nuts.....			06/83	-	-	-	-	-	-	-	-
Beverages and beverage materials.....	02	6		232.463	238.865	242.084	243.553	244.914	1.3	0.6	0.6
Alcoholic beverages.....	02	61		211.001	211.645	212.198	214.548	216.919	0.3	1.1	1.1
Malt beverages.....	02	6101		225.212	225.765	226.162	229.135	229.812	0.2	1.3	0.3
Distilled and bottled liquor, excluding brandy.....	02	6102		195.690	196.651	197.830	198.367	195.930	0.6	0.3	-1.2
Wines, brandy, and brandy spirits.....			12/83	-	-	-	-	-	-	-	-
Soft drinks.....	02	62		-	-	-	-	-	-	-	-
Soft drinks, non-carbonated and bottled water.....				-	-	-	-	-	-	-	-
Soft drinks, bottle/can, carbonated, all types.....			12/11	-	-	-	-	-	-	-	-
Packaged beverage materials.....	02	63		-	-	-	-	-	-	-	-
Coffee (whole bean, ground, & instant).....	02	6301		-	-	-	-	-	-	-	-
Tea in consumer packages, exc. canned ice tea.....	02	6303		-	-	-	-	-	-	-	-
Other beverage materials.....	02	64		299.727	316.915	317.782	318.486	316.895	0.3	0.2	-0.5
Other beverage materials.....	02	6401		299.727	316.915	317.782	318.486	316.895	0.3	0.2	-0.5
Fats and oils.....	02	7		-	-	-	-	-	-	-	-
Shortening, cooking oil, and margarine.....	02	78		-	-	-	-	-	-	-	-
Shortening, cooking oil, and margarine.....	02	7801		-	-	-	-	-	-	-	-
Other oilseed processing.....	02	7A	12/04	-	-	-	-	-	-	-	-
Other oilseed processing.....	02	7A01	12/04	-	-	-	-	-	-	-	-
Corn oil, crude and refined.....			01/16	-	-	-	-	-	-	-	-
Corn oil, made by wet milling.....			01/16	-	-	-	-	-	-	-	-
Miscellaneous processed foods.....	02	8		-	-	-	-	-	-	-	-
Canned jams, jellies, and preserves.....	02	81		-	-	-	-	-	-	-	-
Canned jams, jellies, and preserves.....				-	-	-	-	-	-	-	-
Pickles and other pickled products, including horseradish.....	02	82		-	-	-	-	-	-	-	-
Pickles and other pickled products.....	02	8201		-	-	-	-	-	-	-	-
Specialty canning.....	02	84		-	-	-	-	-	-	-	-
Specialty canning.....	02	8401		-	-	-	-	-	-	-	-
Frozen specialty food.....	02	85		-	-	-	-	-	-	-	-
Frozen specialty food.....	02	8501		-	-	-	-	-	-	-	-
Prepared sauces, except tomato.....				-	-	-	-	-	-	-	-
Prepared sauces, excluding tomato-based sauces and sauces comprised of 20 percent or more meat.....				-	-	-	-	-	-	-	-
Other miscellaneous processed foods.....				-	-	-	-	-	-	-	-
Other miscellaneous processed foods.....				-	-	-	-	-	-	-	-
Prepared animal feeds.....	02	9		-	-	-	-	-	-	-	-
Soybean cake, meal, and other byproducts.....	02	92		-	-	-	-	-	-	-	-
Soybean cake, meal, and byproducts.....	02	9201		-	-	-	-	-	-	-	-
Formula feeds.....	02	93		297.759	304.748	309.422	304.420	301.051	1.5	-1.6	-1.1
Formula feeds.....	02	9301		297.759	304.748	309.422	304.420	301.051	1.5	-1.6	-1.1
Miscellaneous feedstuffs.....	02	94		341.059	341.875	346.487	347.274	349.987	1.3	0.2	0.8
Pet food.....	02	9402		-	-	-	-	-	-	-	-
Miscellaneous feedstuffs other than pet food.....	02	9403		346.748	345.719	351.499	356.998	358.733	1.7	1.6	0.5
Synthetic fibers.....	03	1		-	-	-	-	-	-	-	-
Unprocessed filament yarns.....	03	15		-	-	-	-	-	-	-	-
Noncellulosic and cellulosic organic fibers.....			05/22	-	-	-	-	-	-	-	-
Processed yarns and threads.....	03	2		-	-	-	-	-	-	-	-
Yarns.....	03	26		-	-	-	-	-	-	-	-
Spun cotton yarns.....	03	2601		192.688	193.707	188.866	175.042	169.387	-2.5	-7.3	-3.2
Spun synthetic yarns.....				-	-	-	-	-	-	-	-
Textured and twisted yarns.....	03	2604	12/88	-	-	-	-	-	-	-	-
Other spun noncellulosic and natural fiber (excluding cotton and wool) yarns.....	03	2607	06/08	-	-	-	-	-	-	-	-
Greige fabrics.....	03	3		-	-	-	-	-	-	-	-
Greige broadwoven fabrics.....	03	37		-	-	-	-	-	-	-	-
Greige manmade, silk, and other natural fiber (exc cotton/wool) broadwoven fabrics.....	03	3703		-	-	-	-	-	-	-	-
Greige knit fabrics.....	03	38		-	-	-	-	-	-	-	-
Weft (circular) knit fabrics, greige goods (excluding hosiery).....	03	3803		-	-	-	-	-	-	-	-
Warp knit fabrics, greige goods (excluding hosiery).....	03	3804		-	-	-	-	-	-	-	-
Tire cord and tire fabric.....	03	39	06/84	-	-	-	-	-	-	-	-
Tire cord and tire fabrics.....	03	3901	06/84	-	-	-	-	-	-	-	-
Finished fabrics.....	03	4		-	-	-	-	-	-	-	-
Finished broadwoven fabrics.....	03	42		-	-	-	-	-	-	-	-
Finished cotton broadwoven fabrics.....	03	4201		-	-	-	-	-	-	-	-

See footnotes at end of table.

Table 8. Producer price indexes and percentage changes for selected commodity and service groupings and individual items, seasonally adjusted — Continued
 [November 2022, Index base 1982=100, unless otherwise indicated]

Title	Commodity code		Other index base	Seasonally adjusted index ¹					Seasonally adjusted 1-month percent change ¹		
	Group code	Item code		July 2022	Aug. 2022 ^P	Sept. 2022 ^P	Oct. 2022 ^P	Nov. 2022 ^P	Aug. to Sept. ^P	Sept. to Oct. ^P	Oct. to Nov. ^P
Finished manmade, silk, and other natural fiber (exc. cotton and wool) broadwoven fabrics.....	03	4203		-	-	-	-	-	-	-	-
Woven and braided narrow fabrics.....	03	44		-	-	-	-	-	-	-	-
Woven and braided narrow fabrics.....	03	4402	06/84	-	-	-	-	-	-	-	-
Nonwoven fabrics and felts.....	03	45		-	-	-	-	-	-	-	-
Nonwoven fabrics and felts.....	03	4503		-	-	-	-	-	-	-	-
Coated fabrics, not rubberized.....	03	46	06/85	-	-	-	-	-	-	-	-
Coated fabrics, not rubberized.....	03	4601	06/85	-	-	-	-	-	-	-	-
Screen printed textile materials, embroideries, and lace goods.....			06/85	-	-	-	-	-	-	-	-
Screen printed textile and apparel materials and embroideries.....			06/85	-	-	-	-	-	-	-	-
Knit fabrics, finished in knitting mills.....			12/03	-	-	-	-	-	-	-	-
Weft (circular) knit fabrics, knit and finished in the same establishment (excluding hosiery).....			12/03	-	-	-	-	-	-	-	-
Warp knit goods, knit and finished in the same establishment.....			12/03	-	-	-	-	-	-	-	-
Apparel & other fabricated textile prods.....	03	8		-	-	-	-	-	-	-	-
Apparel.....	03	81		-	-	-	-	-	-	-	-
Miscellaneous apparel and accessories.....			12/83	-	-	-	-	-	-	-	-
Women's, girls', and infants' cut and sew apparel.....			12/03	-	-	-	-	-	-	-	-
Men's and boys' cut and sew apparel.....			12/03	-	-	-	-	-	-	-	-
Apparel made in knitting mills.....			12/03	-	-	-	-	-	-	-	-
Textile house furnishings.....	03	82		-	-	-	-	-	-	-	-
Textile house furnishings.....	03	8203	06/83	-	-	-	-	-	-	-	-
Industrial and other fabricated products.....				-	-	-	-	-	-	-	-
Industrial and other fabricated products.....	03	8303		-	-	-	-	-	-	-	-
Miscellaneous textile products/services.....	03	9	06/85	-	-	-	-	-	-	-	-
Miscellaneous textile products/services.....			09/18	-	-	-	-	-	-	-	-
Miscellaneous textile products/services.....			09/18	-	-	-	-	-	-	-	-
Hides and skins, incl. cattle.....	04	1		120.860	119.720	119.040	122.547	113.377	-0.6	2.9	-7.5
Hides and skins, incl. cattle.....	04	19	06/01	55.332	54.810	54.499	56.104	51.906	-0.6	2.9	-7.5
Hides, skins, and pelts, made in slaughtering plants.....	04	1901	06/01	55.332	54.810	54.499	56.104	51.906	-0.6	2.9	-7.5
Leather.....	04	2		208.345	207.177	205.998	204.761	202.407	-0.6	-0.6	-1.1
Finished and unfinished leather.....	04	27	12/97	114.215	113.575	112.928	112.250	110.960	-0.6	-0.6	-1.1
Finished and unfinished leather.....	04	2701	12/97	114.215	113.575	112.928	112.250	110.960	-0.6	-0.6	-1.1
Footwear.....	04	3		234.475	237.539	246.132	248.081	247.811	3.6	0.8	-0.1
Men's nonathletic footwear.....	04	31		266.516	271.277	286.446	288.564	287.730	5.6	0.7	-0.3
Men's footwear (size 6 and larger), excluding athletic.....	04	3105	12/93	185.883	189.190	199.661	201.234	200.642	5.5	0.8	-0.3
Women's nonathletic footwear.....	04	32		-	-	-	-	-	-	-	-
Women's footwear (size 4 and larger), excluding athletic.....	04	3205	12/93	-	-	-	-	-	-	-	-
Other footwear including slippers.....	04	39	12/02	-	-	-	-	-	-	-	-
Other footwear, excluding rubber and plastic soled footwear.....	04	3901	12/02	-	-	-	-	-	-	-	-
Other leather and related products.....	04	4		-	-	-	-	-	-	-	-
Luggage and small leather goods.....	04	41		-	-	-	-	-	-	-	-
Luggage and small leather goods.....	04	4101		-	-	-	-	-	-	-	-
Leather and leather-like goods, n.e.c.....	04	45	06/85	-	-	-	-	-	-	-	-
Leather and leather-like goods, n.e.c.....	04	4501	06/85	-	-	-	-	-	-	-	-
Coal.....	05	1		311.937	303.648	308.415	315.355	311.555	1.6	2.3	-1.2
Anthracite.....	05	11		269.505	277.455	291.740	294.544	290.976	5.1	1.0	-1.2
Prepared anthracite shipped.....	05	1101		320.068	329.583	346.967	350.301	345.136	5.3	1.0	-1.5
Bituminous coal and lignite.....	05	12		311.990	303.596	308.295	315.258	311.459	1.5	2.3	-1.2
Unprepared bituminous coal and lignite.....	05	1208		-	-	-	-	-	-	-	-
Prepared bituminous coal and lignite.....	05	1209	12/01	353.515	342.241	347.105	356.018	350.630	1.4	2.6	-1.5
Gas fuels.....				-	-	-	-	-	-	-	-
Natural gas.....				-	-	-	-	-	-	-	-
Natural gas.....				-	-	-	-	-	-	-	-
Liquefied petroleum gas.....	05	32		-	-	-	-	-	-	-	-
Liquefied petroleum gas.....				-	-	-	-	-	-	-	-
Electric power.....	05	4		251.046	255.582	256.629	258.047	254.956	0.4	0.6	-1.2
Residential electric power.....	05	41	12/90	210.295	213.796	214.011	217.607	216.408	0.1	1.7	-0.6
Residential electric power.....	05	4121	12/90	210.295	213.796	214.011	217.607	216.408	0.1	1.7	-0.6
Commercial electric power.....	05	42		239.479	245.083	245.846	243.980	240.515	0.3	-0.8	-1.4
Commercial electric power.....	05	4221	12/90	209.601	214.516	215.234	213.499	210.538	0.3	-0.8	-1.4
Industrial electric power.....	05	43		282.793	285.964	292.747	292.312	284.436	2.4	-0.1	-2.7
Industrial electric power.....	05	4321	12/90	237.778	240.472	246.147	245.823	239.166	2.4	-0.1	-2.7
Transportation electric power.....	05	46	12/10	119.889	120.009	121.905	123.765	123.860	1.6	1.5	0.1
Transportation electric power.....	05	4621	12/10	119.889	120.009	121.905	123.765	123.860	1.6	1.5	0.1

See footnotes at end of table.

Table 8. Producer price indexes and percentage changes for selected commodity and service groupings and individual items, seasonally adjusted — Continued
 [November 2022, Index base 1982=100, unless otherwise indicated]

Title	Commodity code		Other index base	Seasonally adjusted index ¹					Seasonally adjusted 1-month percent change ¹		
	Group code	Item code		July 2022	Aug. 2022 ^P	Sept. 2022 ^P	Oct. 2022 ^P	Nov. 2022 ^P	Aug. to Sept. ^P	Sept. to Oct. ^P	Oct. to Nov. ^P
Utility natural gas.....	05	5	12/90	309.580	321.716	327.656	311.505	291.946	1.8	-4.9	-6.3
Residential natural gas.....	05	51	12/90	302.526	305.038	314.462	308.675	297.968	3.1	-1.8	-3.5
Residential natural gas.....	05	5121	12/90	302.526	305.038	314.462	308.675	297.968	3.1	-1.8	-3.5
Commercial natural gas.....	05	52	12/90	317.312	327.914	337.710	324.817	305.263	3.0	-3.8	-6.0
Commercial natural gas.....	05	5221	12/90	317.312	327.914	337.710	324.817	305.263	3.0	-3.8	-6.0
Industrial natural gas.....	05	53	12/90	259.961	286.616	292.925	271.920	259.323	2.2	-7.2	-4.6
Industrial natural gas.....	05	5321	12/90	259.961	286.616	292.925	271.920	259.323	2.2	-7.2	-4.6
Natural gas to electric power.....	05	54	12/90	274.509	293.291	293.459	268.685	242.114	0.1	-8.4	-9.9
Natural gas to electric power.....	05	5421	12/90	274.509	293.291	293.459	268.685	242.114	0.1	-8.4	-9.9
Crude petroleum (domestic production).....	05	6		-	-	-	-	-	-	-	-
Crude petroleum (domestic production).....	05	61		-	-	-	-	-	-	-	-
Crude petroleum (domestic production).....	05	6101		-	-	-	-	-	-	-	-
Petroleum products, refined.....	05	7		391.002	350.025	358.105	377.586	360.500	2.3	5.4	-4.5
Gasoline.....	05	71		325.871	286.320	282.090	295.956	278.297	-1.5	4.9	-6.0
Unleaded premium gasoline.....	05	7103		369.873	314.887	315.704	324.119	318.585	0.3	2.7	-1.7
Unleaded regular gasoline.....	05	7104		316.030	279.461	273.710	288.896	269.661	-2.1	5.5	-6.7
Unleaded mid-premium gasoline.....	05	7105	12/87	557.768	475.296	482.715	497.459	471.638	1.6	3.1	-5.2
Kerosene and jet fuels.....	05	72		-	-	-	-	-	-	-	-
Kerosene.....	05	7202		-	-	-	-	-	-	-	-
Jet fuel.....	05	7203		-	-	-	-	-	-	-	-
Light fuel oils.....	05	73		520.765	467.493	501.612	551.843	523.901	7.3	10.0	-5.1
Home heating oil and distillates.....	05	7302		358.766	337.387	341.432	374.653	325.604	1.2	9.7	-13.1
No. 2 diesel fuel.....	05	7303		556.439	497.953	536.396	590.210	563.398	7.7	10.0	-4.5
Residual fuels (heavy fuel oils, incl. #5, #6, & other residual fuels).....	05	74		-	-	-	-	-	-	-	-
Residual fuels (heavy fuel oils, incl. #5, #6, & other residual fuels).....	05	7407	06/85	-	-	-	-	-	-	-	-
Finished lubricants.....	05	76		-	-	-	-	-	-	-	-
Lubricating and similar oils.....	05	7604	06/85	-	-	-	-	-	-	-	-
Lubricating oil base stocks.....	05	7609	06/09	-	-	-	-	-	-	-	-
Lubricating oil base stocks.....	05	7609	06/09	-	-	-	-	-	-	-	-
Asphalt and other petroleum and coal products, n.e.c.....	05	8	12/84	512.228	507.529	499.267	487.217	462.635	-1.6	-2.4	-5.0
Asphalt and other petroleum and coal products, n.e.c.....	05	81	12/84	512.228	507.529	499.267	487.217	462.635	-1.6	-2.4	-5.0
Asphalt.....	05	8102	06/85	384.863	361.174	336.305	297.264	283.131	-6.9	-11.5	-4.9
Other petroleum and coal products, including coke oven products, n.e.c.....	05	8102	12/84	-	-	-	-	-	-	-	-
Industrial chemicals.....	06	1		377.919	357.879	354.204	351.709	346.695	-1.0	-0.7	-1.4
Basic inorganic chemicals.....	06	13		-	-	-	-	-	-	-	-
Inorganic chemicals, other than alkalis and chlorine.....	06	1302		-	-	-	-	-	-	-	-
Alkalis and chlorine, including natural sodium carbonate and sulfate.....	06	1303		-	-	-	-	-	-	-	-
Basic organic chemicals.....	06	14		378.279	354.900	349.999	346.015	339.343	-1.4	-1.1	-1.9
Primary basic organic chemicals.....	06	1401		-	-	-	-	-	-	-	-
Cyclic intermediate chemicals and dyes.....	06	1402		-	-	-	-	-	-	-	-
Other basic organics.....	06	1403		329.066	326.559	326.568	332.698	333.313	0.0	1.9	0.2
Paints and allied products.....	06	2		-	-	-	-	-	-	-	-
Prepared paint.....	06	21		-	-	-	-	-	-	-	-
Architectural coatings.....	06	2101		-	-	-	-	-	-	-	-
OEM finishes excluding marine coatings.....	06	2102	06/83	-	-	-	-	-	-	-	-
Special purpose coatings, incl. marine, industrial & construction coatings.....	06	2103	06/83	-	-	-	-	-	-	-	-
Paint materials.....	06	22		-	-	-	-	-	-	-	-
Paint colors.....	06	2201		-	-	-	-	-	-	-	-
Kaolin and ball clay.....	06	2204		-	-	-	-	-	-	-	-
Allied and miscellaneous paint products.....	06	23	06/83	424.002	423.975	431.147	428.456	430.869	1.7	-0.6	0.6
Allied and miscellaneous paint products.....	06	2301	06/83	424.002	423.975	431.147	428.456	430.869	1.7	-0.6	0.6
Drugs and pharmaceuticals.....	06	3		645.324	647.313	649.118	650.029	651.345	0.3	0.1	0.2
Medicinal and botanical chemicals, drugs, and other products.....	06	31		-	-	-	-	-	-	-	-
Medicinal and botanical chemicals, drugs, and other products.....	06	3101	06/82	-	-	-	-	-	-	-	-
Biological products, including diagnostics.....	06	37		311.759	313.239	314.261	314.146	315.214	0.3	0.0	0.3
Biological products, excluding diagnostic, for veterinary, industrial, and all other misc. uses.....	06	3717	12/04	-	-	-	-	-	-	-	-
Diagnostics.....	06	3719	06/09	-	-	-	-	-	-	-	-
Biological products, excluding diagnostic, for human use.....	06	3719	06/09	152.392	152.816	153.580	154.168	154.398	0.5	0.4	0.1
Pharmaceutical preparations.....	06	38	06/01	282.451	283.254	284.012	284.598	285.018	0.3	0.2	0.1
Pharmaceuticals affecting neoplasms, the endocrine system, & metabolic diseases.....	06	3801	06/01	310.814	311.335	311.917	312.374	312.915	0.2	0.1	0.2
Pharmaceuticals acting on the central nervous system and the sense organs.....	06	3802	06/01	327.682	329.452	331.344	332.220	332.613	0.6	0.3	0.1
Pharmaceuticals acting on the cardiovascular system.....	06	3803	06/01	426.574	427.952	428.927	427.741	429.170	0.2	-0.3	0.3
Pharmaceuticals acting on the respiratory system.....	06	3804	06/01	232.181	232.714	233.140	234.155	234.429	0.2	0.4	0.1
Pharmaceuticals acting on the digestive or the genito-urinary systems.....	06	3804	06/01	-	-	-	-	-	-	-	-

See footnotes at end of table.

Table 8. Producer price indexes and percentage changes for selected commodity and service groupings and individual items, seasonally adjusted — Continued
 [November 2022, Index base 1982=100, unless otherwise indicated]

Title	Commodity code		Other index base	Seasonally adjusted index ¹					Seasonally adjusted 1-month percent change ¹		
	Group code	Item code		July 2022	Aug. 2022 ^P	Sept. 2022 ^P	Oct. 2022 ^P	Nov. 2022 ^P	Aug. to Sept. ^P	Sept. to Oct. ^P	Oct. to Nov. ^P
Pharmaceuticals acting on the skin.....			06/01	-	-	-	-	-	-	-	-
Vitamin, nutrient, and hematonic preparations.....			06/01	-	-	-	-	-	-	-	-
Pharmaceuticals affecting parasitic and infective diseases.....	06	3808	06/01	273.200	273.397	273.614	273.847	274.470	0.1	0.1	0.2
Fats and oils, inedible.....	06	4		-	-	-	-	-	-	-	-
Fats and oils, inedible.....	06	41		-	-	-	-	-	-	-	-
Fats and oils, inedible.....	06	4101		-	-	-	-	-	-	-	-
Agricultural chemicals and chemical products.....	06	5		368.807	378.619	383.849	388.398	385.249	1.4	1.2	-0.8
Mixed fertilizers.....	06	51		-	-	-	-	-	-	-	-
Mixed fertilizers.....	06	5105	06/86	-	-	-	-	-	-	-	-
Fertilizer materials.....	06	52		446.468	447.096	447.230	454.796	460.467	0.0	1.7	1.2
Nitrogenates.....	06	5201		556.738	567.493	564.451	580.589	584.418	-0.5	2.9	0.7
Phosphates.....	06	5202		371.336	369.992	370.941	371.943	371.404	0.3	0.3	-0.1
Other agricultural chemicals.....	06	53		-	-	-	-	-	-	-	-
Other agricultural chemicals.....	06	5301		-	-	-	-	-	-	-	-
Plastic resins and materials.....	06	6		318.331	305.804	304.534	294.964	286.949	-0.4	-3.1	-2.7
Thermoplastic resins and plastics materials.....	06	62		324.302	309.761	307.906	296.944	286.639	-0.6	-3.6	-3.5
Thermoplastic resins and plastics materials.....	06	6212	12/03	225.356	215.252	213.963	206.345	199.184	-0.6	-3.6	-3.5
Thermosetting resins and plastics materials.....	06	63		-	-	-	-	-	-	-	-
Thermosetting resins and plastics materials.....	06		12/98	-	-	-	-	-	-	-	-
Other chemicals and allied products.....	06	7		-	-	-	-	-	-	-	-
Soaps and detergents.....				-	-	-	-	-	-	-	-
Soaps and other detergents.....			06/83	-	-	-	-	-	-	-	-
Polish and other sanitation goods.....			06/83	-	-	-	-	-	-	-	-
Polish and other sanitation goods.....			06/83	-	-	-	-	-	-	-	-
Cosmetics and other toilet preparations.....	06	75		-	-	-	-	-	-	-	-
Shaving preparations.....	06	7502		-	-	-	-	-	-	-	-
Perfumes, toilet waters, and colognes.....	06	7503		-	-	-	-	-	-	-	-
Hair preparations (including shampoos).....	06	7504		-	-	-	-	-	-	-	-
Toothpastes, denture cleaners, and mouthwashes.....				-	-	-	-	-	-	-	-
Creams, lotions, and oils, excluding shaving, hair, and deodorant.....			06/99	-	-	-	-	-	-	-	-
Other cosmetics and toilet preparations.....			06/99	-	-	-	-	-	-	-	-
Misc. chemical prod. and preparations.....	06	79		-	-	-	-	-	-	-	-
Explosives, propellants, and blasting accessories.....	06	7902		270.975	272.780	272.658	275.962	279.740	0.0	1.2	1.4
Industrial gases.....				-	-	-	-	-	-	-	-
Adhesives and sealants.....	06	7904	12/83	-	-	-	-	-	-	-	-
Surface active agents.....			12/83	-	-	-	-	-	-	-	-
Gum and wood chemicals, including wood distillation products.....			06/84	-	-	-	-	-	-	-	-
Other miscellaneous chemical products.....	06	7909		-	-	-	-	-	-	-	-
Rubber and rubber products.....	07	1		-	-	-	-	-	-	-	-
Synthetic rubber, inc. styrene-butadiene rubber (SBR) and ethylene propylene.....	07	11		-	-	-	-	-	-	-	-
Synthetic rubber.....	07	1102		-	-	-	-	-	-	-	-
Tires, tubes, tread, & repair materials.....	07	12		-	-	-	-	-	-	-	-
Tires.....				-	-	-	-	-	-	-	-
Tread rubber, tire sundries, and repair materials.....				-	-	-	-	-	-	-	-
Miscellaneous rubber products.....	07	13		-	-	-	-	-	-	-	-
Rubber and plastics footwear, including athletic footwear.....	07	1301		-	-	-	-	-	-	-	-
Rubber and plastic belts and belting.....	07	1303		-	-	-	-	-	-	-	-
Rubber and plastics hose.....	07	1304		-	-	-	-	-	-	-	-
Miscellaneous rubber products, n.e.c.....	07	1306	06/83	-	-	-	-	-	-	-	-
Plastic products.....	07	2		-	-	-	-	-	-	-	-
Plastic construction products.....	07	21		-	-	-	-	-	-	-	-
Plastic construction products.....	07	2106		-	-	-	-	-	-	-	-
Unsupported plastic film, sheet and other shapes.....	07	22		-	-	-	-	-	-	-	-
Unsupported plastic film, sheet and other shapes.....	07	2205	12/82	-	-	-	-	-	-	-	-
Laminated plastic sheets, rods, and tubes.....	07	23		-	-	-	-	-	-	-	-
Laminated plastics plates, sheet (excluding packaging), and shapes.....	07	2304		-	-	-	-	-	-	-	-
Parts for manufacturing from plastics.....				-	-	-	-	-	-	-	-
Parts for transportation equipment.....				-	-	-	-	-	-	-	-
Other parts and components for manufacturing.....				-	-	-	-	-	-	-	-
Foam components for furniture.....	07	2603	12/82	-	-	-	-	-	-	-	-
Other plastic products.....			12/82	-	-	-	-	-	-	-	-
Other plastic products.....			12/82	-	-	-	-	-	-	-	-
Plastic packaging products.....			12/06	-	-	-	-	-	-	-	-
Plastic packaging products.....			12/06	-	-	-	-	-	-	-	-
Consumer, institutional, and commercial products, n.e.c.....			12/06	-	-	-	-	-	-	-	-

See footnotes at end of table.

Table 8. Producer price indexes and percentage changes for selected commodity and service groupings and individual items, seasonally adjusted — Continued
 [November 2022, Index base 1982=100, unless otherwise indicated]

Title	Commodity code		Other index base	Seasonally adjusted index ¹					Seasonally adjusted 1-month percent change ¹		
	Group code	Item code		July 2022	Aug. 2022 ^P	Sept. 2022 ^P	Oct. 2022 ^P	Nov. 2022 ^P	Aug. to Sept. ^P	Sept. to Oct. ^P	Oct. to Nov. ^P
All other consumer, institutional, and commercial products.....			12/06	-	-	-	-	-	-	-	-
Recyclable plastics.....			12/11	-	-	-	-	-	-	-	-
Recyclable plastics.....			12/11	-	-	-	-	-	-	-	-
Lumber.....	08	1		322.503	306.039	294.494	283.513	276.509	-3.8	-3.7	-2.5
Softwood lumber.....	08	11		342.990	323.961	312.805	303.843	303.681	-3.4	-2.9	-0.1
Softwood cut stock and dimension.....	08	1105		315.668	322.639	304.815	298.420	294.157	-5.5	-2.1	-1.4
Softwood lumber, not edge worked.....	08	1106	12/03	179.962	167.651	161.742	156.556	157.460	-3.5	-3.2	0.6
Softwood lumber, made from purchased lumber.....			12/03	-	-	-	-	-	-	-	-
Hardwood lumber.....	08	12		-	-	-	-	-	-	-	-
Hardwood cut stock and dimension.....	08	1203		-	-	-	-	-	-	-	-
Hardwood flooring.....			06/84	-	-	-	-	-	-	-	-
Hardwood lumber, not edge worked.....	08	1205	12/03	-	-	-	-	-	-	-	-
Millwork.....	08	2		369.740	374.542	370.093	368.497	367.295	-1.2	-0.4	-0.3
General millwork.....	08	21		326.588	335.301	333.087	333.469	333.792	-0.7	0.1	0.1
General millwork.....	08	2101		326.588	335.301	333.087	333.469	333.792	-0.7	0.1	0.1
Prefabricated structural members.....	08	22		-	-	-	-	-	-	-	-
Prefabricated structural members.....	08	2201		-	-	-	-	-	-	-	-
Plywood.....	08	3		-	-	-	-	-	-	-	-
Softwood veneer and plywood.....	08	31		-	-	-	-	-	-	-	-
Softwood veneer and plywood.....				-	-	-	-	-	-	-	-
Hardwood veneer and plywood.....			12/05	-	-	-	-	-	-	-	-
Hardwood veneer and plywood.....			12/05	-	-	-	-	-	-	-	-
Other wood products.....	08	4		234.998	234.712	234.081	226.617	223.922	-0.3	-3.2	-1.2
Wood pallets and pallet containers, wood and metal combination.....	08	41		-	-	-	-	-	-	-	-
Wood pallets and pallet containers.....	08	4101		-	-	-	-	-	-	-	-
Wood boxes.....	08	42		-	-	-	-	-	-	-	-
Wood boxes.....	08	4201		-	-	-	-	-	-	-	-
Miscellaneous wood products.....	08	49		149.509	150.267	150.625	145.385	145.566	0.2	-3.5	0.1
Wood ties, siding, shingles, and shakes, and contract sawing of logs owned by others.....			12/03	-	-	-	-	-	-	-	-
Sawn wood fence stock, wood lath, and contract resawing and planing.....			12/03	-	-	-	-	-	-	-	-
All other miscellaneous wood products.....	08	4909	06/84	235.188	236.587	236.906	226.988	227.344	0.1	-4.2	0.2
Logs, bolts, timber, pulpwood and wood chips.....	08	5		-	-	-	-	-	-	-	-
Logs, bolts, timber, pulpwood and wood chips.....	08	51		-	-	-	-	-	-	-	-
Logs, bolts, timber, pulpwood and wood chips.....	08	5105	12/11	-	-	-	-	-	-	-	-
Prefabricated wood buildings & components.....	08	6	12/84	391.394	392.850	393.104	385.718	384.373	0.1	-1.9	-0.3
Prefabricated wood buildings & components.....	08	61	12/84	391.394	392.850	393.104	385.718	384.373	0.1	-1.9	-0.3
Prefabricated wood buildings and components.....	08	6101	12/84	391.394	392.850	393.104	385.718	384.373	0.1	-1.9	-0.3
Treated wood and contract wood preserving.....	08	7	06/85	-	-	-	-	-	-	-	-
Treated wood and contract wood preserving.....	08	71	06/85	-	-	-	-	-	-	-	-
Treated wood.....	08	7101	06/85	-	-	-	-	-	-	-	-
Contract wood preservation.....	08	7102	06/85	-	-	-	-	-	-	-	-
Pulp, paper, and prod., ex. bldg. paper.....	09	1		-	-	-	-	-	-	-	-
Wood pulp.....	09	11		-	-	-	-	-	-	-	-
Wood pulp.....	09	1105	06/06	-	-	-	-	-	-	-	-
Recyclable paper.....	09	12		-	-	-	-	-	-	-	-
News and other low grade recyclable paper.....	09	1201		-	-	-	-	-	-	-	-
Corrugated recyclable paper.....	09	1203		-	-	-	-	-	-	-	-
High grade recyclable paper (including pulp substitutes and deinking).....	09	1207	12/86	-	-	-	-	-	-	-	-
Paper.....	09	13		-	-	-	-	-	-	-	-
Writing and printing papers.....	09	1301		-	-	-	-	-	-	-	-
Newsprint.....				-	-	-	-	-	-	-	-
Packaging and industrial converting paper.....	09	1303		-	-	-	-	-	-	-	-
All other coated and processed papers.....			12/82	-	-	-	-	-	-	-	-
Paperboard.....	09	14		-	-	-	-	-	-	-	-
Corrugated paperboard in sheets and rolls, lined and unlined.....	09	1405		-	-	-	-	-	-	-	-
Paperboard, excluding corrugated paperboard.....	09	1411	12/82	-	-	-	-	-	-	-	-
Converted paper and paperboard products.....	09	15		-	-	-	-	-	-	-	-
Sanitary paper products, including stock.....	09	1501		-	-	-	-	-	-	-	-
Paper, plastic, and foil bags.....	09	1502		-	-	-	-	-	-	-	-
Paper boxes and containers.....	09	1503		-	-	-	-	-	-	-	-
Other corrugated and solid fiber products, including containers, pallets, pads, etc.....	09	1504		-	-	-	-	-	-	-	-
Office supplies and accessories.....	09	1506		-	-	-	-	-	-	-	-
Fiber cans, tubes, and similar fiber products.....	09	1507		-	-	-	-	-	-	-	-
Molded pulp goods, including egg cartons, florists pots, food trays, etc.....			06/85	-	-	-	-	-	-	-	-

See footnotes at end of table.

Table 8. Producer price indexes and percentage changes for selected commodity and service groupings and individual items, seasonally adjusted — Continued
 [November 2022, Index base 1982=100, unless otherwise indicated]

Title	Commodity code		Other index base	Seasonally adjusted index ¹					Seasonally adjusted 1-month percent change ¹		
	Group code	Item code		July 2022	Aug. 2022 ^P	Sept. 2022 ^P	Oct. 2022 ^P	Nov. 2022 ^P	Aug. to Sept. ^P	Sept. to Oct. ^P	Oct. to Nov. ^P
Miscellaneous converted paper and paperboard products.....	09	1509	12/84	-	-	-	-	-	-	-	-
Pressure-sensitive products.....			12/82	-	-	-	-	-	-	-	-
Pressure-sensitive products.....			12/82	-	-	-	-	-	-	-	-
Building paper & building board mill prods.....	09	2		-	-	-	-	-	-	-	-
Hardboard, particleboard & fiberboard prods.....	09	22		-	-	-	-	-	-	-	-
Particleboard and fiberboard.....				-	-	-	-	-	-	-	-
Hardboard products.....			06/84	-	-	-	-	-	-	-	-
Publications, printed matter and printing material.....			06/09	-	-	-	-	-	-	-	-
Books printing.....	09	44	12/83	-	-	-	-	-	-	-	-
Books printing.....	09	4401	12/83	-	-	-	-	-	-	-	-
Manifold business forms printing.....			12/83	-	-	-	-	-	-	-	-
Manifold business forms printing.....			12/83	-	-	-	-	-	-	-	-
Commercial printing.....	09	47	06/82	-	-	-	-	-	-	-	-
Magazine and periodical printing.....	09	4701	06/82	-	-	-	-	-	-	-	-
Label and wrapper printing for packaging.....			06/82	-	-	-	-	-	-	-	-
Catalog and directory printing.....	09	4703	06/82	-	-	-	-	-	-	-	-
Advertising printing.....	09	4705	06/82	-	-	-	-	-	-	-	-
Other general job printing.....	09	4706	06/82	-	-	-	-	-	-	-	-
Other commercial printing, incl. screen, engraving, digital, & general job exc. labels/wrappers.....			12/88	-	-	-	-	-	-	-	-
Blankbooks, binders, and bookbinding work.....	09	48	06/85	-	-	-	-	-	-	-	-
Tradebinding and related work.....	09	4802	12/85	-	-	-	-	-	-	-	-
Services for the printing trade.....	09	49	06/85	-	-	-	-	-	-	-	-
Prepress services, including platemaking.....	09	4905	12/03	-	-	-	-	-	-	-	-
Iron and steel.....	10	1		389.318	373.227	356.514	345.562	340.896	-4.5	-3.1	-1.4
Iron ores.....	10	11		208.891	208.571	209.668	211.819	213.062	0.5	1.0	0.6
Iron ores.....	10	1105	12/97	219.551	219.067	220.223	222.439	223.660	0.5	1.0	0.5
Iron and steel scrap.....	10	12		-	-	-	-	-	-	-	-
Carbon steel scrap.....	10	1211	12/86	-	-	-	-	-	-	-	-
Stainless and other alloy steel scrap.....	10	1212	12/86	436.002	410.022	416.058	398.032	443.427	1.5	-4.3	11.4
Cast iron scrap.....			12/86	-	-	-	-	-	-	-	-
Other ferrous scrap.....	10	1215	06/06	-	-	-	-	-	-	-	-
Foundry and forge shop products.....	10	15		-	-	-	-	-	-	-	-
Pressure and soil pipe & fittings, cast iron.....	10	1502		-	-	-	-	-	-	-	-
Other gray and ductile iron castings.....	10	1504		-	-	-	-	-	-	-	-
Steel investment castings.....	10	1506		-	-	-	-	-	-	-	-
Carbon steel castings, except investment.....	10	1507		-	-	-	-	-	-	-	-
High alloy steel castings, excluding investment.....	10	1508		-	-	-	-	-	-	-	-
Other alloy steel castings, except investment.....	10	1509		-	-	-	-	-	-	-	-
Other forge shop products.....	10	1513	06/82	-	-	-	-	-	-	-	-
Steel mill products.....	10	17		-	-	-	-	-	-	-	-
Semifinished steel mill products.....	10	1702	06/82	-	-	-	-	-	-	-	-
Hot rolled steel bars, plates, and structural shapes.....	10	1704	06/82	336.025	328.002	322.766	324.180	324.299	-1.6	0.4	0.0
Steel wire.....	10	1705	06/82	-	-	-	-	-	-	-	-
Steel pipe and tube.....	10	1706	06/82	-	-	-	-	-	-	-	-
Cold rolled steel sheet and strip.....	10	1707	06/82	-	-	-	-	-	-	-	-
Cold finished steel bars and bar shapes.....	10	1708	06/82	-	-	-	-	-	-	-	-
Electrometallurgical ferroalloy products.....			12/17	-	-	-	-	-	-	-	-
Nonferrous metals.....	10	2		327.871	331.684	326.190	316.207	324.247	-1.7	-3.1	2.5
Nonferrous metal ores.....			12/83	-	-	-	-	-	-	-	-
Other metal ores.....			12/03	-	-	-	-	-	-	-	-
Primary nonferrous metals.....	10	22		-	-	-	-	-	-	-	-
Primary nonferrous metals.....				-	-	-	-	-	-	-	-
Nonferrous scrap.....	10	23		468.552	493.959	486.709	464.242	472.876	-1.5	-4.6	1.9
Copper base scrap.....	10	2301		-	-	-	-	-	-	-	-
Aluminum base scrap.....	10	2302		237.533	260.479	251.981	231.584	232.138	-3.3	-8.1	0.2
Other nonferrous scrap (including lead, zinc and precious metals).....	10	2303		-	-	-	-	-	-	-	-
Secondary nonferrous metals.....	10	24		-	-	-	-	-	-	-	-
Secondary aluminum.....	10	2402		322.662	315.627	308.548	296.298	288.819	-2.2	-4.0	-2.5
Secondary copper, alloyed and unalloyed.....	10	2403		-	-	-	-	-	-	-	-
Secondary precious metals.....				-	-	-	-	-	-	-	-
All other miscellaneous secondary nonferrous metals.....			06/11	-	-	-	-	-	-	-	-
Nonferrous mill shapes.....	10	25		-	-	-	-	-	-	-	-
Aluminum mill shapes.....				-	-	-	-	-	-	-	-
Copper and brass mill shapes.....	10	2502		-	-	-	-	-	-	-	-
Nickel and nickel-base alloy mill shapes.....	10	2504		-	-	-	-	-	-	-	-
Titanium and titanium-base alloy mill shapes.....				-	-	-	-	-	-	-	-

See footnotes at end of table.

Table 8. Producer price indexes and percentage changes for selected commodity and service groupings and individual items, seasonally adjusted — Continued
 [November 2022, Index base 1982=100, unless otherwise indicated]

Title	Commodity code		Other index base	Seasonally adjusted index ¹					Seasonally adjusted 1-month percent change ¹		
	Group code	Item code		July 2022	Aug. 2022 ^P	Sept. 2022 ^P	Oct. 2022 ^P	Nov. 2022 ^P	Aug. to Sept. ^P	Sept. to Oct. ^P	Oct. to Nov. ^P
Other nonferrous mill shapes.....				-	-	-	-	-	-	-	-
Nonferrous wire and cable.....	10	26		-	-	-	-	-	-	-	-
Nonferrous wire and cable.....			12/82	-	-	-	-	-	-	-	-
Nonferrous forge shop products.....	10	27	12/83	206.192	206.887	206.579	202.260	203.546	-0.1	-2.1	0.6
Nonferrous forge shop products.....			12/83	206.192	206.887	206.579	202.260	203.546	-0.1	-2.1	0.6
Nonferrous foundry shop products.....	10	28		266.932	267.344	270.590	269.660	273.801	1.2	-0.3	1.5
Aluminum castings.....	10	2802		226.095	226.239	228.787	228.545	233.695	1.1	-0.1	2.3
Castings, nonferrous (except aluminum).....			12/11	-	-	-	-	-	-	-	-
Metal containers.....	10	3		-	-	-	-	-	-	-	-
Metal cans and can components.....	10	31		-	-	-	-	-	-	-	-
Steel cans and tinware end products.....	10	3102		-	-	-	-	-	-	-	-
Aluminum cans and can components.....	10	3103		-	-	-	-	-	-	-	-
Barrels, drums, pails and other metal containers.....	10	32		-	-	-	-	-	-	-	-
Barrels, drums, pails and other metal containers.....	10	3201		-	-	-	-	-	-	-	-
Hardware.....	10	4		-	-	-	-	-	-	-	-
Hardware, n.e.c.....	10	41		-	-	-	-	-	-	-	-
Builders' hardware.....	10	4101		-	-	-	-	-	-	-	-
Transportation equipment hardware.....				-	-	-	-	-	-	-	-
Furniture hardware.....				-	-	-	-	-	-	-	-
Other miscellaneous hardware.....			06/85	-	-	-	-	-	-	-	-
Hand and edge tools.....	10	42		-	-	-	-	-	-	-	-
Hand and edge tools.....	10	4201		-	-	-	-	-	-	-	-
Plumbing fixtures and fittings.....	10	5		329.293	328.584	329.959	331.686	333.040	0.4	0.5	0.4
Plumbing fixture fittings and trim.....	10	54		386.100	386.468	387.363	390.200	390.490	0.2	0.7	0.1
Plumbing fixtures, fittings, and trim.....	10	5402		385.938	386.515	387.325	390.044	390.315	0.2	0.7	0.1
Enameled iron & metal sanitary ware.....	10	56	12/86	-	-	-	-	-	-	-	-
Enameled iron and metal sanitary ware.....	10	5601	12/86	-	-	-	-	-	-	-	-
Heating equipment.....	10	6		-	-	-	-	-	-	-	-
Steam and hot water equipment.....	10	61		-	-	-	-	-	-	-	-
Steam and hot water equipment.....	10	6101		-	-	-	-	-	-	-	-
Furnaces and heaters, including parts.....	10	62		-	-	-	-	-	-	-	-
Furnaces and heaters, including parts.....	10	6201		-	-	-	-	-	-	-	-
Other heating equipment, non-electric, including parts.....	10	63		332.727	333.809	335.473	335.805	352.320	0.5	0.1	4.9
Other heating equipment, non-electric, including parts.....	10	6301		332.727	333.809	335.473	335.805	352.320	0.5	0.1	4.9
Domestic heating stoves.....	10	64		-	-	-	-	-	-	-	-
Domestic heating stoves.....	10	6401		-	-	-	-	-	-	-	-
Domestic water heaters.....	10	66		-	-	-	-	-	-	-	-
Domestic water heaters.....	10	6601		-	-	-	-	-	-	-	-
Fabricated structural metal products.....	10	7		369.747	369.965	369.154	369.978	369.396	-0.2	0.2	-0.2
Metal doors, sash, and trim.....	10	71		-	-	-	-	-	-	-	-
Metal doors and frames (except storm).....	10	7102	06/83	-	-	-	-	-	-	-	-
Metal windows (except storm sash).....			06/83	-	-	-	-	-	-	-	-
Metal molding and trim and store fronts.....			06/83	-	-	-	-	-	-	-	-
Metal combination screen, storm sash, and storm doors.....			06/83	-	-	-	-	-	-	-	-
Metal window and door screens (except combination screens) and metal weather strip.....			05/16	-	-	-	-	-	-	-	-
Metal tanks.....	10	72		-	-	-	-	-	-	-	-
Metal tanks.....	10	7201		-	-	-	-	-	-	-	-
Sheet metal products.....	10	73		-	-	-	-	-	-	-	-
Sheet metal products.....	10	7301		-	-	-	-	-	-	-	-
Structural, architectural, and pre-engineered metal products.....	10	74		379.282	378.165	376.559	375.012	374.599	-0.4	-0.4	-0.1
Fabricated structural metal.....	10	7405		372.699	371.280	368.810	368.048	365.573	-0.7	-0.2	-0.7
Custom roll form products.....	10	7407		-	-	-	-	-	-	-	-
Ornamental and architectural metal work.....			12/83	-	-	-	-	-	-	-	-
Fabricated metal pipe, tube, and fittings.....			12/11	-	-	-	-	-	-	-	-
Heat exchangers and steam condensers.....				-	-	-	-	-	-	-	-
Heat exchangers, steam condensers, and steel power boilers.....	10	7501		-	-	-	-	-	-	-	-
Fabricated steel plate.....	10	76		-	-	-	-	-	-	-	-
Fabricated steel plate.....	10	7601		-	-	-	-	-	-	-	-
Prefabricated metal buildings.....	10	79		-	-	-	-	-	-	-	-
Prefabricated metal building systems (excl. farm service bldgs, residential bldgs, and parts).....	10	7901		-	-	-	-	-	-	-	-
Farm service buildings and other prefabricated and portable buildings, steel and aluminum.....	10	7902		-	-	-	-	-	-	-	-
Panels, parts, and sections for prefabricated buildings, steel and aluminum.....				-	-	-	-	-	-	-	-
Miscellaneous metal products.....	10	8		-	-	-	-	-	-	-	-

See footnotes at end of table.

Table 8. Producer price indexes and percentage changes for selected commodity and service groupings and individual items, seasonally adjusted — Continued
 [November 2022, Index base 1982=100, unless otherwise indicated]

Title	Commodity code		Other index base	Seasonally adjusted index ¹					Seasonally adjusted 1-month percent change ¹		
	Group code	Item code		July 2022	Aug. 2022 ^P	Sept. 2022 ^P	Oct. 2022 ^P	Nov. 2022 ^P	Aug. to Sept. ^P	Sept. to Oct. ^P	Oct. to Nov. ^P
Bolts, nuts, screws, rivets, and washers.....	10	81		-	-	-	-	-	-	-	-
Externally threaded fasteners, except aircraft types.....			06/82	-	-	-	-	-	-	-	-
Internally threaded fasteners, except aircraft types.....			06/82	-	-	-	-	-	-	-	-
Nonthreaded metal fasteners, except aircraft types.....			06/82	-	-	-	-	-	-	-	-
Aircraft fasteners, except plastics (including aerospace).....			06/82	-	-	-	-	-	-	-	-
Formed products, except fasteners, made by cold-, warm-, or hot-heading processes.....			06/82	-	-	-	-	-	-	-	-
Lighting fixtures.....	10	83		-	-	-	-	-	-	-	-
Residential electric lighting fixtures, except portable.....				-	-	-	-	-	-	-	-
Commercial, institutional and industrial electric lighting fixtures.....	10	8303		-	-	-	-	-	-	-	-
Other lighting equipment.....	10	8305		-	-	-	-	-	-	-	-
Ammunition, except for small arms.....			12/85	-	-	-	-	-	-	-	-
Ammunition, except for small arms.....			12/85	-	-	-	-	-	-	-	-
Ordnance and ordnance accessories, n.e.c.....			12/85	-	-	-	-	-	-	-	-
Ordnance and ordnance accessories, n.e.c.....			12/85	-	-	-	-	-	-	-	-
Fabricated ferrous wire products.....	10	88		-	-	-	-	-	-	-	-
Ferrous wire rope, cable, forms and strand.....			06/82	-	-	-	-	-	-	-	-
Ferrous wire cloth, other woven wire products.....	10	8807		-	-	-	-	-	-	-	-
Other fabricated ferrous wire products.....	10	8809		-	-	-	-	-	-	-	-
Steel nails, staples, tacks, spikes and brads.....			06/09	-	-	-	-	-	-	-	-
Other miscellaneous metal products.....	10	89		-	-	-	-	-	-	-	-
Wire springs.....				-	-	-	-	-	-	-	-
Other metal products.....	10	8905		-	-	-	-	-	-	-	-
Metal stampings n.e.c.....			06/84	-	-	-	-	-	-	-	-
Metal foil and leaf.....			12/84	-	-	-	-	-	-	-	-
Heavy gauge springs.....	10	8909		-	-	-	-	-	-	-	-
Agricultural machinery and equipment.....	11	1		303.690	305.983	309.097	314.655	314.488	1.0	1.8	-0.1
Agricultural machinery and equipment.....	11	14	12/02	190.150	191.550	193.531	197.017	196.861	1.0	1.8	-0.1
Commercial turf and grounds care equipment, including parts and attachments.....	11	1401	12/02	-	-	-	-	-	-	-	-
Farm plows, harrows, rollers, pulverizers, etc., and attachments.....			12/02	-	-	-	-	-	-	-	-
Farm dairy equipment, sprayers and dusters, farm blowers, and attachments.....			12/02	-	-	-	-	-	-	-	-
Planting, seeding, and fertilizing machinery and attachments.....	11	1405	12/02	-	-	-	-	-	-	-	-
Harvesting machinery (except hay and straw) and attachments.....	11	1406	12/82	-	-	-	-	-	-	-	-
Haying machinery and attachments.....	11	1407	12/82	303.372	300.797	314.633	315.716	315.465	4.6	0.3	-0.1
All other farm machinery and equipment, excluding parts, including attachments.....			12/02	-	-	-	-	-	-	-	-
Parts for farm machinery, for sale separately.....			12/02	-	-	-	-	-	-	-	-
Construction machinery and equipment.....	11	2		-	-	-	-	-	-	-	-
Tractors and attachments, ex. parts.....			12/99	-	-	-	-	-	-	-	-
Construction machinery for mounting (excluding parts, winches, snow clearing attachments).....			12/99	-	-	-	-	-	-	-	-
Tractor shovel loaders (skid steer, wheel, crawler, and integral design backhoes).....	11	2A04		-	-	-	-	-	-	-	-
Construction wheel and crawler tractors, dozers, self-propelled log skidders, etc.....			12/03	-	-	-	-	-	-	-	-
Power cranes, draglines, & shovels (excavators) (incl. surface mining equipment) (excl. parts).....	11	2B	12/99	-	-	-	-	-	-	-	-
Power cranes, draglines, & shovels (excavators) (incl. surface mining equip.) (excluding parts).....	11	2B05	12/99	-	-	-	-	-	-	-	-
Mixers, pavers, and related equipment (excluding parts).....	11	2C		-	-	-	-	-	-	-	-
Mixers, pavers, and related equipment (excluding parts).....	11	2C01		-	-	-	-	-	-	-	-
Off-highway, equipment, ex. parts.....			12/99	-	-	-	-	-	-	-	-
Off-highway trucks, haulers, truck-type tractor chassis, trailers, etc. (excluding parts).....	11	2D02	12/03	-	-	-	-	-	-	-	-
Graders, rollers & compactors, rough-terrain forklifts, scrapers, trenchers, etc. (excl. parts).....			12/03	-	-	-	-	-	-	-	-
Misc. construction machinery and equipment.....	11	2J	12/05	-	-	-	-	-	-	-	-
Winches, aerial work platforms, and automotive wrecker hoists, including parts and attachments.....			12/05	-	-	-	-	-	-	-	-
Other construction machinery and equipment (excluding parts).....	11	2J03	12/03	-	-	-	-	-	-	-	-
Parts for construction machinery and equipment, sold separately.....			12/99	-	-	-	-	-	-	-	-
Parts for construction machinery and equipment, sold separately.....			12/99	-	-	-	-	-	-	-	-
Metalworking machinery and equipment.....	11	3		227.555	228.435	229.241	229.740	231.400	0.4	0.2	0.7
Power-driven handtools, including parts and attachments.....	11	32		213.610	215.323	214.574	213.767	213.345	-0.3	-0.4	-0.2
Power-driven handtools, including parts and attachments.....	11	3211	12/04	145.504	146.643	146.143	145.573	145.278	-0.3	-0.4	-0.2
Welding machines and equipment.....	11	33		384.046	387.996	388.061	386.207	387.906	0.0	-0.5	0.4
Arc welding machines, components, and accessories, excluding electrodes and stud welding equip.....	11	3301		406.043	416.285	415.177	417.645	420.327	-0.3	0.6	0.6
Resistance welders, components, accessories, and electrodes.....				-	-	-	-	-	-	-	-

See footnotes at end of table.

Table 8. Producer price indexes and percentage changes for selected commodity and service groupings and individual items, seasonally adjusted — Continued
 [November 2022, Index base 1982=100, unless otherwise indicated]

Title	Commodity code		Other index base	Seasonally adjusted index ¹					Seasonally adjusted 1-month percent change ¹		
	Group code	Item code		July 2022	Aug. 2022 ^P	Sept. 2022 ^P	Oct. 2022 ^P	Nov. 2022 ^P	Aug. to Sept. ^P	Sept. to Oct. ^P	Oct. to Nov. ^P
Gas welding and cutting equipment, parts, attachments, and accessories. . .	11	3304		-	-	-	-	-	-	-	-
Other welding equipment, components, and accessories (excluding arc, resistance, and gas)			12/00	-	-	-	-	-	-	-	-
Industrial process furnaces and ovens.	11	34		-	-	-	-	-	-	-	-
Industrial process furnaces and ovens, except parts and attachments.	11	3407	12/04	-	-	-	-	-	-	-	-
Parts and attachments for industrial process furnaces and ovens.			06/11	-	-	-	-	-	-	-	-
Cutting tools and accessories.	11	35		215.371	216.234	216.697	217.489	217.666	0.2	0.4	0.1
Small cutting tools.	11	3501		-	-	-	-	-	-	-	-
Other machine tool attachments and accessories.	11	3505	06/83	248.034	251.916	256.074	258.378	257.643	1.7	0.9	-0.3
Abrasive products.	11	36		-	-	-	-	-	-	-	-
Nonmetallic sized grains, powders, and flour abrasives (incl. graded only)				-	-	-	-	-	-	-	-
Nonmetallic abrasive products (including diamond abrasives)	11	3603		-	-	-	-	-	-	-	-
Nonmetallic coated abrasive products and buffing wheels, polishing wheels, and laps.	11	3605		-	-	-	-	-	-	-	-
Metal cutting machine tools.	11	37		-	-	-	-	-	-	-	-
Other metal-cutting machine tools.			12/09	-	-	-	-	-	-	-	-
Metal machining centers.			12/09	-	-	-	-	-	-	-	-
Rebuilt metal-cutting machine tools and parts for metal-cutting machine tools.			12/02	-	-	-	-	-	-	-	-
Metal forming machine tools.	11	38		260.861	264.470	264.717	265.121	264.709	0.1	0.2	-0.2
Metal-forming machine tools (except rebuilt and parts)	11	3826	12/09	130.626	132.375	132.466	132.664	132.550	0.1	0.1	-0.1
Rebuilt metal-forming machine tools and parts for metal-forming machine tools.			12/02	-	-	-	-	-	-	-	-
Tools, dies, jigs, fixtures & ind. molds.				-	-	-	-	-	-	-	-
Special tools, dies, jigs, and fixtures.				-	-	-	-	-	-	-	-
Industrial molds and mold boxes.				-	-	-	-	-	-	-	-
Metalworking machinery n. e. c.			06/83	-	-	-	-	-	-	-	-
Other metalworking machinery.	11	3A02	06/83	-	-	-	-	-	-	-	-
General purpose machinery and equipment.	11	4		308.999	310.725	312.017	313.247	315.090	0.4	0.4	0.6
Pumps, compressors, and equipment.	11	41		327.950	329.473	332.272	334.200	337.159	0.8	0.6	0.9
Industrial pumps, except hydraulic fluid power pumps.	11	4102		327.398	327.618	328.488	331.592	332.481	0.3	0.9	0.3
Parts and attachments for air and gas compressors and vacuum pumps.	11	4107	06/84	-	-	-	-	-	-	-	-
Domestic water systems.	11	4113	12/03	203.213	203.732	204.207	204.554	-	0.2	0.2	-
Air and gas compressors and vacuum pumps.	11	4115	06/05	-	-	-	-	-	-	-	-
Other pumps, including parts and attachments.	11	4119	12/83	-	-	-	-	-	-	-	-
Elevators, escalators, and other lifts.	11	42		-	-	-	-	-	-	-	-
Elevators and moving stairways.				-	-	-	-	-	-	-	-
Parts and attachments for elevators and moving stairs (sold separately)	11	4202		-	-	-	-	-	-	-	-
Fluid power equipment.	11	43		322.912	324.042	325.834	325.823	327.570	0.6	0.0	0.5
Fluid power pumps and parts.	11	4301		279.259	278.879	278.832	278.676	279.545	0.0	-0.1	0.3
Fluid power valves.	11	4302		-	-	-	-	-	-	-	-
Fluid power cylinders, actuators, accumulators, cushions, & parts.	11	4303		-	-	-	-	-	-	-	-
Fluid power hose and tube fittings.				-	-	-	-	-	-	-	-
Parts for fluid power valves.	11	4305	06/91	-	-	-	-	-	-	-	-
Industrial material handling equipment.	11	44		-	-	-	-	-	-	-	-
Conveying equipment, except parts and accessories.	11	4402		-	-	-	-	-	-	-	-
Industrial trucks, trailers, and stackers.	11	4403		-	-	-	-	-	-	-	-
Hoists, overhead cranes, and monorail systems.	11	4404		-	-	-	-	-	-	-	-
Parts and accessories for conveyors and conveying systems.			09/18	-	-	-	-	-	-	-	-
Mechanical power transmission equipment.	11	45		-	-	-	-	-	-	-	-
Speed changers, drives, gears.	11	4501		-	-	-	-	-	-	-	-
Other power transmission equipment.	11	4502	12/84	-	-	-	-	-	-	-	-
Scales and balances.	11	46		-	-	-	-	-	-	-	-
Vehicle and industrial scales.	11	4611	12/91	-	-	-	-	-	-	-	-
Retail, commercial, household, and mailing scales and balances.	11	4612	12/91	180.947	181.436	181.611	181.697	182.310	0.1	0.0	0.3
Parts, attachments, and accessories for scales and balances.	11	4613	12/91	250.599	252.717	253.661	253.715	256.768	0.4	0.0	1.2
Air purification equipment and industrial and commercial fans and blowers.	11	47		288.983	289.885	289.793	293.190	293.293	0.0	1.2	0.0
Fan, blower, air purification equipment.	11	4701		288.983	289.885	289.793	293.190	293.293	0.0	1.2	0.0
Air conditioning and refrigeration equip.	11	48		-	-	-	-	-	-	-	-
Unitary air-conditioners, except air source heat pumps.				-	-	-	-	-	-	-	-
Commercial refrigeration equipment.	11	4803		388.095	388.902	387.990	393.294	393.635	-0.2	1.4	0.1
All other miscellaneous refrigeration and air-conditioning equipment.	11	4806		-	-	-	-	-	-	-	-
Heat transfer equipment, including heat pumps.	11	4807	12/11	161.570	162.382	162.251	165.181	164.212	-0.1	1.8	-0.6
Parts and accessories for air conditioning and heat transfer equipment.	11	4809	12/89	-	-	-	-	-	-	-	-
Refrigeration condensing units.			01/19	-	-	-	-	-	-	-	-
Miscellaneous general purpose equipment.	11	49		344.166	347.971	348.141	349.061	351.142	0.0	0.3	0.6
Metal valves, except fluid power.	11	4902	12/82	406.189	415.022	416.458	418.444	424.052	0.3	0.5	1.3
Metal pipe fittings, flanges, and unions.			12/82	-	-	-	-	-	-	-	-
Ball and roller bearings.	11	4905		-	-	-	-	-	-	-	-

See footnotes at end of table.

Table 8. Producer price indexes and percentage changes for selected commodity and service groupings and individual items, seasonally adjusted — Continued
 [November 2022, Index base 1982=100, unless otherwise indicated]

Title	Commodity code		Other index base	Seasonally adjusted index ¹					Seasonally adjusted 1-month percent change ¹		
	Group code	Item code		July 2022	Aug. 2022 ^P	Sept. 2022 ^P	Oct. 2022 ^P	Nov. 2022 ^P	Aug. to Sept. ^P	Sept. to Oct. ^P	Oct. to Nov. ^P
Industrial patterns.....	11	4907	12/84	-	-	-	-	-	-	-	-
Filters and strainers.....	11	4908	12/84	291.405	291.846	293.497	291.676	290.314	0.6	-0.6	-0.5
Other miscellaneous general purpose equipment.....	11	4911	12/84	243.074	244.978	246.225	245.694	246.154	0.5	-0.2	0.2
Electronic computers and computer equipment.....			12/98	-	-	-	-	-	-	-	-
Electronic computers.....			12/04	-	-	-	-	-	-	-	-
Electronic computers.....			12/04	-	-	-	-	-	-	-	-
Computer storage devices.....			12/04	-	-	-	-	-	-	-	-
Computer storage devices (except parts, attachments and accessories).....			12/04	-	-	-	-	-	-	-	-
Computer peripheral equipment and parts.....			12/98	-	-	-	-	-	-	-	-
POS terminals, funds-transfer devices, computer terminals & other computer peripheral equip.....			06/99	-	-	-	-	-	-	-	-
Special industry machinery and equipment.....	11	6		266.439	266.628	267.634	268.001	268.405	0.4	0.1	0.2
Food products machinery.....	11	61		350.769	351.445	352.489	353.837	354.434	0.3	0.4	0.2
Dairy and milk products plant machinery and equipment.....				-	-	-	-	-	-	-	-
Commercial food products machinery (except packaging and cooking equipment).....	11	6104		-	-	-	-	-	-	-	-
Industrial food products machinery for processing foods, beverages, & animal & fowl feed.....	11	6105	12/83	367.298	367.394	367.495	369.975	370.064	0.0	0.7	0.0
Textile machinery and equipment.....	11	62		-	-	-	-	-	-	-	-
Textile machinery (except parts, attachments, and accessories).....	11	6212	06/86	-	-	-	-	-	-	-	-
Textile machinery parts and attachments.....				-	-	-	-	-	-	-	-
Sawmill and woodworking machinery.....	11	63		-	-	-	-	-	-	-	-
Sawmill and woodworking machinery.....			12/04	-	-	-	-	-	-	-	-
Paper industries machinery.....	11	64	06/82	-	-	-	-	-	-	-	-
Paper industries machinery.....	11	6401	06/82	-	-	-	-	-	-	-	-
Printing trades machinery and equipment.....				-	-	-	-	-	-	-	-
Other printing machinery and equipment.....			12/82	-	-	-	-	-	-	-	-
Other special industry machinery.....	11	66		252.309	250.528	250.796	249.899	250.145	0.1	-0.4	0.1
Plastics and rubber working machinery.....				-	-	-	-	-	-	-	-
Miscellaneous special industry machinery.....	11	6606		246.407	244.264	244.459	243.490	243.688	0.1	-0.4	0.1
Packing, packaging, and bottling machinery and parts.....	11	67		-	-	-	-	-	-	-	-
Packing, packaging, and bottling machinery and parts.....			06/06	-	-	-	-	-	-	-	-
Service industry machinery and parts.....	11	68	06/82	-	-	-	-	-	-	-	-
Service industry machinery and parts.....	11	6801	06/82	-	-	-	-	-	-	-	-
Commercial laundry and drycleaning machinery products.....	11	69	12/82	318.733	323.242	323.615	330.109	337.037	0.1	2.0	2.1
Commercial laundry and drycleaning machinery products.....	11	6909	06/03	180.311	182.877	183.086	186.762	190.683	0.1	2.0	2.1
Electrical machinery and equipment.....	11	7		130.547	131.042	131.348	131.637	132.351	0.2	0.2	0.5
Wiring devices.....	11	71		-	-	-	-	-	-	-	-
Current-carrying wiring devices.....	11	7101		-	-	-	-	-	-	-	-
Noncurrent-carrying wiring devices.....				-	-	-	-	-	-	-	-
Integrating and measuring instruments.....	11	72		-	-	-	-	-	-	-	-
Test equipment for electrical, radio, & communication circuits & motors.....			12/83	-	-	-	-	-	-	-	-
Motors, generators, motor generator sets.....	11	73		-	-	-	-	-	-	-	-
Fractional horsepower motors and generators.....	11	7303	06/83	210.391	210.784	211.631	209.940	209.355	0.4	-0.8	-0.3
Integral horsepower motors and generators (excluding land transportation types).....	11	7304	06/83	-	-	-	-	-	-	-	-
Parts and supplies for motors and generators.....			06/83	-	-	-	-	-	-	-	-
Other motors and generators.....	11	7311	06/06	-	-	-	-	-	-	-	-
Transformers and power regulators.....	11	74		-	-	-	-	-	-	-	-
Power and distribution transformers, except parts.....			12/99	-	-	-	-	-	-	-	-
Other transformers and parts for transformers.....			12/99	-	-	-	-	-	-	-	-
Switchgear, switchboard, industrial controls equipment.....	11	75		-	-	-	-	-	-	-	-
Industrial controls and related parts and accessories.....	11	7507		-	-	-	-	-	-	-	-
Switchgear and switchboard apparatus.....			06/05	-	-	-	-	-	-	-	-
Communications and related equipment and miscellaneous electronic systems & equipment.....	11	76	12/85	128.724	128.888	128.943	129.252	130.146	0.0	0.2	0.7
Telephone and wireline data networking equipment.....	11	7601	12/85	-	-	-	-	-	-	-	-
Other communications and related equipment, including broadcast and wireless.....	11	7603	06/13	107.076	107.226	107.456	107.736	109.477	0.2	0.3	1.6
Electronic systems and equipment, n.e.c.....			12/03	-	-	-	-	-	-	-	-
Search, detection, navigation & guidance systems and equipment.....	11	7606	06/04	159.784	160.025	160.051	160.059	160.578	0.0	0.0	0.3
Electric lamp bulbs, tubes, and components.....	11	77		-	-	-	-	-	-	-	-
Electric lamp bulbs, tubes, and components.....			12/04	-	-	-	-	-	-	-	-
Electronic components and accessories.....	11	78		67.447	67.243	67.488	67.967	68.197	0.4	0.7	0.3
Capacitors for electronic circuitry.....				-	-	-	-	-	-	-	-
Relays for electronic circuitry, industrial control overload, and switchgear type.....	11	7821		-	-	-	-	-	-	-	-
Switches, mechanical, for electronic circuitry.....	11	7822	06/82	-	-	-	-	-	-	-	-
Connectors for electronic circuitry.....	11	7824		234.245	235.685	235.783	241.809	242.424	0.0	2.6	0.3

See footnotes at end of table.

Table 8. Producer price indexes and percentage changes for selected commodity and service groupings and individual items, seasonally adjusted — Continued
 [November 2022, Index base 1982=100, unless otherwise indicated]

Title	Commodity code		Other index base	Seasonally adjusted index ¹					Seasonally adjusted 1-month percent change ¹		
	Group code	Item code		July 2022	Aug. 2022 ^P	Sept. 2022 ^P	Oct. 2022 ^P	Nov. 2022 ^P	Aug. to Sept. ^P	Sept. to Oct. ^P	Oct. to Nov. ^P
Filters, crystals, and transducers.....			06/82	-	-	-	-	-	-	-	-
Integrated microcircuits.....			06/05	-	-	-	-	-	-	-	-
Other semiconductor and related devices.....	11	7847	06/05	73.071	72.563	73.358	73.491	73.496	1.1	0.2	0.0
Bare printed circuit boards.....			12/00	-	-	-	-	-	-	-	-
Electronic coils, transformers, and other inductors.....	11	7853	06/82	-	-	-	-	-	-	-	-
Microwave components, electron tubes, and other electronic components, n.e.c.....			06/00	-	-	-	-	-	-	-	-
Printed circuit assemblies, loaded boards, modules and consumer external modems.....	11	7861	06/82	94.671	93.508	93.541	92.108	92.279	0.0	-1.5	0.2
Miscellaneous electrical machinery and equipment.....				-	-	-	-	-	-	-	-
Storage batteries.....				-	-	-	-	-	-	-	-
Primary batteries.....				-	-	-	-	-	-	-	-
Carbon and graphite products.....	11	7903		-	-	-	-	-	-	-	-
X-ray and electromedical equipment.....	11	7905		-	-	-	-	-	-	-	-
Miscellaneous electrical industrial apparatus.....			12/85	-	-	-	-	-	-	-	-
All other electrical equipment and components, except industrial.....			12/06	-	-	-	-	-	-	-	-
Miscellaneous instruments.....	11	8		233.309	233.876	234.661	236.229	237.996	0.3	0.7	0.7
Automatic environmental controls for monitoring residential, commercial, and appliance use.....	11	81		-	-	-	-	-	-	-	-
Automatic environmental controls for monitoring residential, commercial, and appliance use.....	11	8105	12/03	-	-	-	-	-	-	-	-
Industrial process control instruments.....	11	82	06/83	273.103	272.776	273.108	273.822	278.100	0.1	0.3	1.6
Industrial process control instruments.....	11	8201	06/83	273.103	272.776	273.108	273.822	278.100	0.1	0.3	1.6
Fluid meters and counting devices.....	11	84	12/85	224.939	225.156	225.852	226.462	226.148	0.3	0.3	-0.1
Fluid meters and counting devices.....	11	8401	12/85	224.939	225.156	225.852	226.462	226.148	0.3	0.3	-0.1
Engineering and scientific instruments.....	11	85	12/85	266.333	266.900	268.230	268.733	272.948	0.5	0.2	1.6
Aeronautical, nautical, and navigational instruments.....	11	8501	12/85	304.875	306.048	308.388	310.067	310.382	0.8	0.5	0.1
Hospital beds and specialized hospital furniture.....			12/11	-	-	-	-	-	-	-	-
Measuring instruments and lenses.....	11	86	12/85	163.509	164.103	164.312	164.600	165.073	0.1	0.2	0.3
Sighting, tracking, and fire-control equipment, optical type.....	11	8601	12/85	-	-	-	-	-	-	-	-
All other miscellaneous optical instruments and lenses.....	11	8602	12/85	-	-	-	-	-	-	-	-
Laboratory analytical instruments.....	11	8603	12/85	173.394	173.767	174.082	174.436	175.028	0.2	0.2	0.3
Measuring & controlling devices, n.e.c.....	11	89	06/85	182.388	183.509	185.043	189.894	191.623	0.8	2.6	0.9
Aircraft engine instruments.....			06/85	-	-	-	-	-	-	-	-
Nuclear radiation detection & monitoring instruments.....	11	8904	06/85	227.305	232.278	233.376	233.580	244.505	0.5	0.1	4.7
Physical properties and kinematic testing equipment.....			06/04	-	-	-	-	-	-	-	-
Commercial, geophysical, meteorological & general-purpose instruments.....			06/04	-	-	-	-	-	-	-	-
Miscellaneous machinery.....	11	9		-	-	-	-	-	-	-	-
Oil field and gas field machinery.....	11	91		-	-	-	-	-	-	-	-
Oil and gas field drilling, surveying, and cementing machinery (except parts sold separately).....	11	9102		-	-	-	-	-	-	-	-
Oil field and gas field production machinery (except pumps and parts sold separately).....				-	-	-	-	-	-	-	-
Parts and attachments for oil and gas field machinery and equipment.....			12/10	-	-	-	-	-	-	-	-
Mining machinery and equipment.....	11	92		-	-	-	-	-	-	-	-
Mining machinery and equipment (except parts sold separately).....			09/19	-	-	-	-	-	-	-	-
Parts and attachments for mining machinery and equipment (sold separately).....	11	9253		305.392	306.999	310.106	310.959	312.732	1.0	0.3	0.6
Office and store machines and equipment.....				-	-	-	-	-	-	-	-
Coin-operated machines and mechanisms.....			05/18	-	-	-	-	-	-	-	-
Internal combustion engines.....	11	94		-	-	-	-	-	-	-	-
Diesel, semidiesel, and dual-fuel engines (except automotive).....	11	9407	12/82	-	-	-	-	-	-	-	-
Diesel, semidiesel, and dual-fuel engines for automobiles, trucks, and buses.....	11	9408	12/82	-	-	-	-	-	-	-	-
Parts & accessories for internal combustion engines, ex. aircraft & gasoline automotive engines.....	11	9413		231.319	231.603	232.537	236.493	236.643	0.4	1.7	0.1
Machine shop products.....	11	95		-	-	-	-	-	-	-	-
Machine shop products.....			06/84	-	-	-	-	-	-	-	-
Turbines and turbine generator sets.....			06/87	-	-	-	-	-	-	-	-
Turbines and turbine generator sets (excluding parts).....			06/87	-	-	-	-	-	-	-	-
Parts & accessories for turbines, turbine generators, and turbine generator sets.....			09/15	-	-	-	-	-	-	-	-
Parts & accessories for turbines, turbine generators, and turbine generator sets.....			09/15	-	-	-	-	-	-	-	-
Household furniture.....	12	1		-	-	-	-	-	-	-	-
Metal household furniture.....	12	11		-	-	-	-	-	-	-	-
Metal household furniture.....				-	-	-	-	-	-	-	-
Wood household furniture.....	12	12		-	-	-	-	-	-	-	-
Living room furniture (nonupholstered), wood.....	12	1201		-	-	-	-	-	-	-	-
Dining room furniture (nonupholstered), wood.....	12	1202		-	-	-	-	-	-	-	-

See footnotes at end of table.

Table 8. Producer price indexes and percentage changes for selected commodity and service groupings and individual items, seasonally adjusted — Continued
 [November 2022, Index base 1982=100, unless otherwise indicated]

Title	Commodity code		Other index base	Seasonally adjusted index ¹					Seasonally adjusted 1-month percent change ¹		
	Group code	Item code		July 2022	Aug. 2022 ^P	Sept. 2022 ^P	Oct. 2022 ^P	Nov. 2022 ^P	Aug. to Sept. ^P	Sept. to Oct. ^P	Oct. to Nov. ^P
Bedroom furniture (nonupholstered), wood.....	12	1203		-	-	-	-	-	-	-	-
Other wood household furniture.....				-	-	-	-	-	-	-	-
Custom nonupholstered wood household furniture sold direct, excl. kitchen cabinets and vanities.....			06/12	-	-	-	-	-	-	-	-
Upholstered household furniture.....	12	13		-	-	-	-	-	-	-	-
Upholstered household furniture.....	12	1301		-	-	-	-	-	-	-	-
Bedding.....	12	14		-	-	-	-	-	-	-	-
Bedding.....				-	-	-	-	-	-	-	-
Metal porch, lawn, outdoor & casual furniture.....	12	15		345.531	351.091	353.983	359.158	378.120	0.8	1.5	5.3
Porch and lawn furniture.....	12	1501		345.531	351.091	353.983	359.158	378.120	0.8	1.5	5.3
Nonupholstered household furniture, except wood and metal.....			12/85	-	-	-	-	-	-	-	-
Nonupholstered household furniture, except wood and metal.....			12/85	-	-	-	-	-	-	-	-
Commercial furniture.....	12	2		-	-	-	-	-	-	-	-
Wood office furniture and store fixtures.....	12	21		-	-	-	-	-	-	-	-
Wood office furniture and store fixtures.....				-	-	-	-	-	-	-	-
Nonwood furniture and store fixtures.....	12	22		-	-	-	-	-	-	-	-
Nonwood commercial storage units, files, and tables.....				-	-	-	-	-	-	-	-
Nonwood commercial furniture.....				-	-	-	-	-	-	-	-
Nonwood partitions and fixtures.....			12/83	-	-	-	-	-	-	-	-
Public building furniture.....			12/84	-	-	-	-	-	-	-	-
Public building furniture.....			12/84	-	-	-	-	-	-	-	-
Commercial furniture and fixtures, n.e.c.....	12	24	12/85	271.803	273.227	272.849	272.418	276.547	-0.1	-0.2	1.5
Commercial furniture and fixtures, n.e.c.....	12	2401	12/85	271.803	273.227	272.849	272.418	276.547	-0.1	-0.2	1.5
Floor coverings.....	12	3		-	-	-	-	-	-	-	-
Carpets and rugs.....	12	31		-	-	-	-	-	-	-	-
Carpet and rugs.....				-	-	-	-	-	-	-	-
Resilient floor coverings.....	12	32		-	-	-	-	-	-	-	-
Resilient floor coverings.....	12	3201		-	-	-	-	-	-	-	-
Household appliances.....	12	4		-	-	-	-	-	-	-	-
Major appliances.....	12	41		-	-	-	-	-	-	-	-
Household cooking appliances.....				-	-	-	-	-	-	-	-
Household refrigeration equipment.....				-	-	-	-	-	-	-	-
Other major household appliances including room air-conditioners.....	12	4104		-	-	-	-	-	-	-	-
Household vacuum cleaners, including parts and attachments.....	12	43		-	-	-	-	-	-	-	-
Household vacuum cleaners and other floor care machines (including parts and attachments).....	12	4301		-	-	-	-	-	-	-	-
Electric housewares and fans.....	12	44		-	-	-	-	-	-	-	-
Parts and attachments for small electric household appliances, including fan parts.....			12/82	-	-	-	-	-	-	-	-
Small electric household appliances, including fans.....			05/21	-	-	-	-	-	-	-	-
Portable residential lighting fixtures, including parts and accessories.....	12	45		-	-	-	-	-	-	-	-
Portable residential lighting fixtures, including parts and accessories.....				-	-	-	-	-	-	-	-
Home electronic equipment.....	12	5		-	-	-	-	-	-	-	-
Speakers and commercial sound equipment.....	12	57	12/03	-	-	-	-	-	-	-	-
Speakers and commercial sound equipment.....	12	5707	12/03	-	-	-	-	-	-	-	-
Other home electronic equipment.....			06/04	-	-	-	-	-	-	-	-
Other consumer audio and video equipment, including television receivers..			01/17	-	-	-	-	-	-	-	-
Other household durable goods.....	12	6		-	-	-	-	-	-	-	-
Vitreous china, fine earthenware, and other pottery products.....	12	61		-	-	-	-	-	-	-	-
Vitreous china, porcelain, and earthenware table and kitchenware and other pottery products.....	12	6101		-	-	-	-	-	-	-	-
Mirrors (decorated and undecorated).....				-	-	-	-	-	-	-	-
Mirrors (decorated and undecorated), made from purchased glass.....				-	-	-	-	-	-	-	-
Lawn/garden equipment.....	12	66		-	-	-	-	-	-	-	-
Parts and attachments for consumer lawn, garden, and snow equipment....			12/82	-	-	-	-	-	-	-	-
Consumer lawn, garden, and snow equipment.....			05/18	-	-	-	-	-	-	-	-
Cutlery, flatware (except precious), razors and razor blades.....	12	67		-	-	-	-	-	-	-	-
Cutlery, flatware (except precious), razors and razor blades.....	12	6701		-	-	-	-	-	-	-	-
Metal kitchen utensil, pots, and pans.....				-	-	-	-	-	-	-	-
Metal kitchen utensil, pots, and pans.....				-	-	-	-	-	-	-	-
Window shades, blinds, and accessories.....	12	69	06/84	-	-	-	-	-	-	-	-
Window shades, blinds, and accessories.....	12	6901	06/84	-	-	-	-	-	-	-	-
Glass.....				-	-	-	-	-	-	-	-
Flat glass.....	13	11		-	-	-	-	-	-	-	-
Flat glass (float, sheet, and plate process).....				-	-	-	-	-	-	-	-
Specialty glass.....	13	1107		-	-	-	-	-	-	-	-
Other finished glassware.....	13	13	06/83	190.002	190.969	191.266	191.859	191.651	0.2	0.3	-0.1

See footnotes at end of table.

Table 8. Producer price indexes and percentage changes for selected commodity and service groupings and individual items, seasonally adjusted — Continued
 [November 2022, Index base 1982=100, unless otherwise indicated]

Title	Commodity code		Other index base	Seasonally adjusted index ¹					Seasonally adjusted 1-month percent change ¹		
	Group code	Item code		July 2022	Aug. 2022 ^P	Sept. 2022 ^P	Oct. 2022 ^P	Nov. 2022 ^P	Aug. to Sept. ^P	Sept. to Oct. ^P	Oct. to Nov. ^P
Pressed and blown glassware.....	13	1301	06/83	192.955	193.901	194.224	194.827	194.617	0.2	0.3	-0.1
Concrete ingredients and related products.....	13	2		370.194	373.421	375.459	377.897	379.519	0.5	0.6	0.4
Construction sand, gravel, and crushed stone.....	13	21		422.410	425.977	427.871	429.196	430.712	0.4	0.3	0.4
Construction sand, gravel and crushed stone.....	13	2101		422.410	425.977	427.871	429.196	430.712	0.4	0.3	0.4
Cement, hydraulic.....	13	22		298.088	300.921	303.456	308.427	310.424	0.8	1.6	0.6
Cement, hydraulic.....	13	2201		298.088	300.921	303.456	308.427	310.424	0.8	1.6	0.6
Concrete products.....	13	3		333.756	337.804	341.208	343.210	346.301	1.0	0.6	0.9
Concrete block and brick.....	13	31		327.482	329.967	335.292	337.337	337.925	1.6	0.6	0.2
Structural concrete block.....	13	3111		337.325	340.481	346.086	349.672	350.305	1.6	1.0	0.2
Decorative concrete block.....	13	3121		289.740	290.490	295.349	297.500	297.865	1.7	0.7	0.1
Concrete brick.....				-	-	-	-	-	-	-	-
Concrete pavers.....	13	3141		278.266	281.684	286.222	286.170	286.362	1.6	0.0	0.1
Concrete pipe.....				-	-	-	-	-	-	-	-
Concrete pipe.....				-	-	-	-	-	-	-	-
Ready-mix concrete.....	13	33		327.989	332.179	336.085	338.819	342.644	1.2	0.8	1.1
Ready-mix concrete.....	13	3301		327.989	332.179	336.085	338.819	342.644	1.2	0.8	1.1
Precast concrete products.....	13	34		-	-	-	-	-	-	-	-
Precast concrete products.....	13	3401		-	-	-	-	-	-	-	-
Prestressed concrete products.....				-	-	-	-	-	-	-	-
Prestressed concrete products.....				-	-	-	-	-	-	-	-
Clay construction products ex. refractories.....	13	4		-	-	-	-	-	-	-	-
Brick and structural clay tile.....	13	42	12/84	-	-	-	-	-	-	-	-
Building or common brick.....	13	4201	12/84	-	-	-	-	-	-	-	-
Glazed brick and other brick (paving, floor, and sewer).....	13	4202	12/84	-	-	-	-	-	-	-	-
Clay floor and wall tile, glazed and unglazed.....	13	44		-	-	-	-	-	-	-	-
Clay floor and wall tile, glazed and unglazed (including quarry tile and ceramic mosaic tile).....				-	-	-	-	-	-	-	-
Structural clay products, n.e.c.....	13	45		-	-	-	-	-	-	-	-
Structural clay products, n.e.c.....	13	4501		-	-	-	-	-	-	-	-
Refractories.....	13	5		-	-	-	-	-	-	-	-
Clay refractories.....	13	52		-	-	-	-	-	-	-	-
Clay refractories.....	13	5201		-	-	-	-	-	-	-	-
Nonclay refractories.....	13	53		-	-	-	-	-	-	-	-
Nonclay refractories (excluding dead-burned magnesia).....	13	5301		-	-	-	-	-	-	-	-
Asphalt felts and coatings.....	13	6		-	-	-	-	-	-	-	-
Prepared asphalt and tar roofing and siding products.....	13	61		-	-	-	-	-	-	-	-
Prepared asphalt and tar roofing and siding products.....	13	6101		-	-	-	-	-	-	-	-
Roofing asphalts, pitches, coatings, and cement.....	13	62		-	-	-	-	-	-	-	-
Roofing asphalts, pitches, coatings, and cement.....	13	6201		-	-	-	-	-	-	-	-
Gypsum products.....	13	7		446.772	461.370	465.813	464.737	467.991	1.0	-0.2	0.7
Gypsum products.....	13	71		446.772	461.370	465.813	464.737	467.991	1.0	-0.2	0.7
Gypsum products.....	13	7101		446.772	461.370	465.813	464.737	467.991	1.0	-0.2	0.7
Glass containers.....	13	8		251.026	251.939	252.873	253.362	257.346	0.4	0.2	1.6
Glass containers.....	13	81		251.026	251.939	252.873	253.362	257.346	0.4	0.2	1.6
Glass containers (including value of packaging).....	13	8101		251.026	251.939	252.873	253.362	257.346	0.4	0.2	1.6
Other nonmetallic minerals.....	13	9		308.182	308.689	310.365	310.766	310.560	0.5	0.1	-0.1
Insulation materials.....	13	92		-	-	-	-	-	-	-	-
Mineral wool for thermal and acoustical envelope insulation.....	13	9201		-	-	-	-	-	-	-	-
Mineral wool for industrial, equipment, and appliance insulation.....				-	-	-	-	-	-	-	-
Paving mixtures and blocks.....	13	94		396.615	399.344	399.845	398.246	398.155	0.1	-0.4	0.0
Paving mixtures and blocks.....	13	9401		396.615	399.344	399.845	398.246	398.155	0.1	-0.4	0.0
Cut stone and stone products.....			12/84	-	-	-	-	-	-	-	-
Cut stone and stone products.....			12/84	-	-	-	-	-	-	-	-
Gaskets, packing, and sealing devices.....	13	98	12/85	-	-	-	-	-	-	-	-
Gaskets and gasketing material.....	13	9801	12/85	-	-	-	-	-	-	-	-
Packing and sealing.....	13	9802	12/85	-	-	-	-	-	-	-	-
Nonmetallic minerals and products, n.e.c.....	13	99	06/82	279.170	281.551	283.699	283.267	282.599	0.8	-0.2	-0.2
Industrial sand.....	13	9901	06/82	-	-	-	-	-	-	-	-
Clay and stone mining and quarrying.....	13	9902	06/84	-	-	-	-	-	-	-	-
All other miscellaneous nonmetallic mineral products.....	13	9903	12/85	226.026	225.985	227.008	227.370	227.527	0.5	0.2	0.1
Motor vehicles and equipment.....	14	1		166.416	167.010	167.339	167.203	167.485	0.2	-0.1	0.2
Motor vehicles.....	14	11		168.550	168.964	169.174	168.804	169.408	0.1	-0.2	0.4
Passenger cars and chassis.....	14	1101		142.964	143.472	143.563	141.408	141.780	0.1	-1.5	0.3
Motorcycles, including three-wheel motorbikes, motorscooters, mopeds, and parts.....	14	1104		-	-	-	-	-	-	-	-

See footnotes at end of table.

Table 8. Producer price indexes and percentage changes for selected commodity and service groupings and individual items, seasonally adjusted — Continued
 [November 2022, Index base 1982=100, unless otherwise indicated]

Title	Commodity code		Other index base	Seasonally adjusted index ¹					Seasonally adjusted 1-month percent change ¹		
	Group code	Item code		July 2022	Aug. 2022 ^P	Sept. 2022 ^P	Oct. 2022 ^P	Nov. 2022 ^P	Aug. to Sept. ^P	Sept. to Oct. ^P	Oct. to Nov. ^P
Trucks, truck tractors, & bus chassis 14,000 lb or less, incl. minivans & suvs.	14	1105		193.345	193.750	194.028	195.240	196.252	0.1	0.6	0.5
Trucks, over 14,000 lbs GVW.	14	1106		-	-	-	-	-	-	-	-
Motor vehicles parts.	14	12		-	-	-	-	-	-	-	-
Motor vehicles parts.			12/03	-	-	-	-	-	-	-	-
Truck and bus bodies.	14	13	12/82	-	-	-	-	-	-	-	-
Truck and bus bodies sold separately.	14	1301	12/82	-	-	-	-	-	-	-	-
Complete vehicles on purchased chassis.			12/82	-	-	-	-	-	-	-	-
Truck trailers.	14	14		-	-	-	-	-	-	-	-
Truck trailers.	14	1406	12/86	-	-	-	-	-	-	-	-
Motor homes, built on purchased chassis.	14	15	06/84	-	-	-	-	-	-	-	-
Motor homes, built on purchased chassis.	14	1501	06/84	-	-	-	-	-	-	-	-
Travel trailers and campers.	14	16	06/84	-	-	-	-	-	-	-	-
Travel trailers.	14	1601	06/84	-	-	-	-	-	-	-	-
Camping trailers, campers, pick-up covers, and parts.	14	1602	06/84	-	-	-	-	-	-	-	-
Aircraft and aircraft equipment.	14	2		294.943	295.806	296.941	297.553	298.307	0.4	0.2	0.3
Aircraft.	14	21		329.047	329.883	330.086	331.167	332.048	0.1	0.3	0.3
Civilian aircraft.	14	2102	12/85	313.784	314.980	316.335	317.881	319.142	0.4	0.5	0.4
Military aircraft.			06/13	-	-	-	-	-	-	-	-
Aircraft engine and engine parts.	14	23	12/85	243.656	245.319	246.286	246.449	246.679	0.4	0.1	0.1
Aircraft engine and engine parts.	14	2301	12/85	243.656	245.319	246.286	246.449	246.679	0.4	0.1	0.1
Other aircraft parts and equipment.	14	25	06/85	197.601	197.649	200.023	200.081	200.825	1.2	0.0	0.4
Other aircraft parts and equipment.	14	2501	06/85	197.601	197.649	200.023	200.081	200.825	1.2	0.0	0.4
Ships and boats.	14	3		298.315	299.312	298.995	299.188	300.126	-0.1	0.1	0.3
Ships.	14	31	12/85	-	-	-	-	-	-	-	-
Military self-propelled ships, new construction.			06/96	-	-	-	-	-	-	-	-
Nonmilitary self-propelled ships, new construction.			06/96	-	-	-	-	-	-	-	-
Boats.	14	32		334.446	339.246	341.606	342.607	343.956	0.7	0.3	0.4
Outboard motorboats, including commercial and military (except sailboats and lifeboats).	14	3201		378.229	387.706	390.636	393.182	394.232	0.8	0.7	0.3
Inboard motorboats, including commercial and military (except sailboats and lifeboats).	14	3202		341.373	341.234	341.804	344.891	348.696	0.2	0.9	1.1
Inboard-outdrive boats, including commercial and military (except sailboats and lifeboats).	14	3203		-	-	-	-	-	-	-	-
All other boats (excluding military and commercial).				-	-	-	-	-	-	-	-
Railroad equipment.	14	4		-	-	-	-	-	-	-	-
Railroad cars and locomotives.			05/22	-	-	-	-	-	-	-	-
Railroad cars and locomotives.			05/22	-	-	-	-	-	-	-	-
Railway maintenance of way equipment and parts.			05/22	-	-	-	-	-	-	-	-
Railway maintenance of way equipment and parts.				-	-	-	-	-	-	-	-
Transportation equipment, n.e.c.			06/85	-	-	-	-	-	-	-	-
Transportation equipment, n.e.c.			06/85	-	-	-	-	-	-	-	-
Other transportation equipment, incl. golf carts, vehicle trailers, and all-terrain vehicles.			06/85	-	-	-	-	-	-	-	-
Toys, sporting goods, small arms, etc.	15	1		200.345	200.379	198.956	199.699	202.321	-0.7	0.4	1.3
Toys, games, and children's vehicles.	15	11		-	-	-	-	-	-	-	-
Toys, games, and children's vehicles.	15	1101		-	-	-	-	-	-	-	-
Sporting and athletic goods.	15	12		191.389	191.083	188.743	189.523	193.620	-1.2	0.4	2.2
Sporting and athletic goods.	15	1201		191.389	191.083	188.743	189.523	193.620	-1.2	0.4	2.2
Small arms and ammunition.	15	13		-	-	-	-	-	-	-	-
Small arms.	15	1301		-	-	-	-	-	-	-	-
Small arms ammunition.	15	1302		-	-	-	-	-	-	-	-
Other small arms ammunition products.	15	1303	06/85	-	-	-	-	-	-	-	-
Tobacco products, incl. stemmed & redried.	15	2		-	-	-	-	-	-	-	-
Cigarettes, excluding electronic.	15	21		-	-	-	-	-	-	-	-
Cigarettes, excluding electronic.	15	2101		-	-	-	-	-	-	-	-
Stemmed and redried tobacco.	15	24	06/84	-	-	-	-	-	-	-	-
Stemmed and redried tobacco.	15	24	06/84	-	-	-	-	-	-	-	-
Other tobacco products.	15	25	12/05	-	-	-	-	-	-	-	-
Other tobacco products.	15	2501	12/05	-	-	-	-	-	-	-	-
Notions.	15	3		-	-	-	-	-	-	-	-
Fasteners, zippers, buttons, needles, pins, and buckles.	15	32		-	-	-	-	-	-	-	-
Fasteners, zippers, buttons, needles, pins, and buckles.	15	32		-	-	-	-	-	-	-	-
Photographic equipment and supplies.	15	4		-	-	-	-	-	-	-	-
Photographic and photocopying equipment.	15	41		-	-	-	-	-	-	-	-
Photographic and photocopying equipment.	15	41	12/83	-	-	-	-	-	-	-	-
Photographic supplies.	15	42		-	-	-	-	-	-	-	-

See footnotes at end of table.

Table 8. Producer price indexes and percentage changes for selected commodity and service groupings and individual items, seasonally adjusted — Continued
 [November 2022, Index base 1982=100, unless otherwise indicated]

Title	Commodity code		Other index base	Seasonally adjusted index ¹					Seasonally adjusted 1-month percent change ¹		
	Group code	Item code		July 2022	Aug. 2022 ^P	Sept. 2022 ^P	Oct. 2022 ^P	Nov. 2022 ^P	Aug. to Sept. ^P	Sept. to Oct. ^P	Oct. to Nov. ^P
Photographic supplies.....			12/83	-	-	-	-	-	-	-	-
Mobile homes.....	15	5		-	-	-	-	-	-	-	-
Manufactured homes (mobile homes), all sizes (incl. multisection).....	15	53		-	-	-	-	-	-	-	-
Manufactured mobile homes and nonresidential mobile buildings.....	15	5303	12/86	-	-	-	-	-	-	-	-
Medical, surgical & personal aid devices.....	15	6		194.135	194.651	195.263	195.780	195.640	0.3	0.3	-0.1
Surgical and medical instruments.....	15	62	06/82	146.879	147.043	148.297	148.701	148.528	0.9	0.3	-0.1
Surgical and medical instruments.....	15	6201	06/82	146.879	147.043	148.297	148.701	148.528	0.9	0.3	-0.1
Medical and surgical appliances and supplies.....	15	63	06/83	-	-	-	-	-	-	-	-
Medical and surgical appliances and supplies.....	15	6301	06/83	-	-	-	-	-	-	-	-
Ophthalmic goods.....	15	64	12/83	-	-	-	-	-	-	-	-
Ophthalmic goods.....	15	6401	12/83	-	-	-	-	-	-	-	-
Dental equipment and supplies.....	15	65	06/85	-	-	-	-	-	-	-	-
Dental equipment and supplies.....	15	6501	06/85	-	-	-	-	-	-	-	-
Other industrial safety equipment.....	15	7		-	-	-	-	-	-	-	-
Personal safety equipment and clothing.....	15	71		-	-	-	-	-	-	-	-
Personal safety equipment and clothing.....			06/04	-	-	-	-	-	-	-	-
Other miscellaneous products.....	15	9		-	-	-	-	-	-	-	-
Burial caskets.....	15	91		469.767	468.946	470.765	476.857	490.266	0.4	1.3	2.8
Burial caskets.....	15	9101		469.767	468.946	470.765	476.857	490.266	0.4	1.3	2.8
Musical instruments.....	15	93		-	-	-	-	-	-	-	-
Musical instruments.....	15	9301		-	-	-	-	-	-	-	-
Jewelry and jewelry products.....				-	-	-	-	-	-	-	-
Jewelry (gold and platinum) and silverware.....				-	-	-	-	-	-	-	-
Costume jewelry and novelties.....				-	-	-	-	-	-	-	-
All other jewelry and personal goods (excluding costume).....			06/07	-	-	-	-	-	-	-	-
Jewelers' material and lapidary work.....			12/08	-	-	-	-	-	-	-	-
Pens, pencils, and marking devices.....	15	95		218.318	218.176	218.661	218.262	219.112	0.2	-0.2	0.4
Pens, markers, mechanical pencils, and associated parts.....	15	9502	12/85	206.061	206.246	206.386	206.605	-	0.1	0.1	-
Lead pencils, art goods, office supplies and small office equipment, excluding paper.....	15	9503	12/85	208.808	208.487	208.865	209.437	210.308	0.2	0.3	0.4
Marking devices.....			12/85	-	-	-	-	-	-	-	-
Watches, clocks, watchcases, and parts.....	15	96		159.390	164.578	-	-	-	-	-	-
Watches, clocks, watchcases, and parts.....	15	9603	06/01	130.832	135.108	-	-	-	-	-	-
Brooms and brushes.....	15	97		-	-	-	-	-	-	-	-
Brooms, brushes and mops.....	15	9705	12/85	-	-	-	-	-	-	-	-
Miscellaneous products, n.e.c.....	15	9A	12/85	-	-	-	-	-	-	-	-
Candles.....			12/85	-	-	-	-	-	-	-	-
Signs and advertising displays.....			12/85	-	-	-	-	-	-	-	-
All other miscellaneous fabricated products and recyclable materials.....			12/85	-	-	-	-	-	-	-	-
Reproduction of audio and video media and software.....			12/03	-	-	-	-	-	-	-	-
Reproduction of audio and video media and software.....			12/03	-	-	-	-	-	-	-	-
Services²											
Transportation of freight and mail.....	30	1	06/09	172.218	170.087	170.012	169.430	170.740	0.0	-0.3	0.8
Rail transportation of freight and mail.....	30	11	12/08	-	-	-	-	-	-	-	-
Rail transportation of freight and mail.....	30	1101	12/08	-	-	-	-	-	-	-	-
Truck transportation of freight.....	30	12	06/09	-	-	-	-	-	-	-	-
Local motor carrying.....	30	1201	06/09	-	-	-	-	-	-	-	-
Long-distance motor carrying.....	30	1202	06/09	-	-	-	-	-	-	-	-
Water transportation of freight.....			06/09	-	-	-	-	-	-	-	-
Deep sea water transportation of freight.....			12/08	-	-	-	-	-	-	-	-
Coastal and intercoastal water transportation of freight.....			12/08	-	-	-	-	-	-	-	-
Great Lakes-St Lawrence Seaway water transportation of freight.....	30	1303	12/08	-	-	-	-	-	-	-	-
Inland waterways transportation of freight.....			12/08	-	-	-	-	-	-	-	-
Air transportation of freight.....			12/08	-	-	-	-	-	-	-	-
Air transportation of freight.....			12/08	-	-	-	-	-	-	-	-
Courier, messenger, and U.S. postal services.....	30	16	06/09	177.186	176.683	177.383	178.077	178.996	0.4	0.4	0.5
U.S. Postal Service.....	30	1601	06/89	267.991	268.469	268.841	271.549	271.443	0.1	1.0	0.0
Courier and messenger services, except air.....	30	1602	04/09	197.245	197.206	198.020	198.063	199.666	0.4	0.0	0.8
Air mail and package delivery services, excluding by USPS.....	30	1603	04/09	235.931	231.346	233.591	233.043	235.802	1.0	-0.2	1.2
Pipeline transportation.....			05/22	-	-	-	-	-	-	-	-
Pipeline transportation of petroleum products.....	30	1701	12/08	180.999	181.193	181.042	181.748	182.564	-0.1	0.4	0.4
Pipeline transportation of natural gas.....			05/22	-	-	-	-	-	-	-	-
Transportation of passengers (partial).....	30	2	06/09	142.913	143.905	143.541	147.685	139.404	-0.3	2.9	-5.6
Rail transportation of passengers.....	30	21	12/08	133.989	134.300	133.891	133.741	133.639	-0.3	-0.1	-0.1
Rail transportation of passengers.....	30	2101	12/08	133.989	134.300	133.891	133.741	133.639	-0.3	-0.1	-0.1
Airline passenger services.....	30	22	12/08	131.772	132.696	132.361	136.240	128.494	-0.3	2.9	-5.7

See footnotes at end of table.

Table 8. Producer price indexes and percentage changes for selected commodity and service groupings and individual items, seasonally adjusted — Continued
 [November 2022, Index base 1982=100, unless otherwise indicated]

Title	Commodity code		Other index base	Seasonally adjusted index ¹					Seasonally adjusted 1-month percent change ¹		
	Group code	Item code		July 2022	Aug. 2022 ^P	Sept. 2022 ^P	Oct. 2022 ^P	Nov. 2022 ^P	Aug. to Sept. ^P	Sept. to Oct. ^P	Oct. to Nov. ^P
Airline passenger services.....	30	2201	12/08	131.772	132.696	132.361	136.240	128.494	-0.3	2.9	-5.7
Services related to water transportation.....	31	1	06/09	135.215	135.563	135.030	135.251	135.608	-0.4	0.2	0.3
Towing, tugging, docking, and related services.....	31	11	03/09	-	-	-	-	-	-	-	-
Towing, tugging, docking and related services.....	31	1101	03/09	-	-	-	-	-	-	-	-
Operation of port waterfront terminals.....			12/08	-	-	-	-	-	-	-	-
Operation of port waterfront terminals.....			12/08	-	-	-	-	-	-	-	-
Marine cargo handling.....	31	13	12/08	129.369	128.988	128.834	128.908	129.084	-0.1	0.1	0.1
Marine cargo handling.....	31	1301	12/08	129.369	128.988	128.834	128.908	129.084	-0.1	0.1	0.1
Services related to air transportation.....	31	2	04/09	131.075	132.516	131.216	131.648	133.747	-1.0	0.3	1.6
Other airport operations, excluding aircraft maintenance and repair.....	31	21	04/09	131.075	132.516	131.216	131.648	133.747	-1.0	0.3	1.6
Other airport operations, excluding aircraft maintenance and repair.....	31	2101	04/09	131.075	132.516	131.216	131.648	133.747	-1.0	0.3	1.6
Other services related to transportation activities (partial).....			06/09	-	-	-	-	-	-	-	-
Arrangement of freight and cargo.....			12/08	-	-	-	-	-	-	-	-
Arrangement of freight and cargo.....			12/08	-	-	-	-	-	-	-	-
Freight forwarding.....			12/08	-	-	-	-	-	-	-	-
Freight forwarding.....			12/08	-	-	-	-	-	-	-	-
Warehousing, storage, and related services.....			12/08	-	-	-	-	-	-	-	-
Warehousing, storage, and related services.....			12/08	-	-	-	-	-	-	-	-
Warehousing, storage, and related services.....			12/08	-	-	-	-	-	-	-	-
Book, periodical, and newspaper publishing sales and subscriptions.....	33	1	06/09	145.595	145.439	148.499	149.428	146.915	2.1	0.6	-1.7
Sales of books.....	33	11		-	-	-	-	-	-	-	-
Sales of textbooks.....	33	1101		-	-	-	-	-	-	-	-
Sales of technical, scientific, and professional books.....	33	1102		720.610	725.559	725.093	736.254	749.015	-0.1	1.5	1.7
Sales of religious books.....				-	-	-	-	-	-	-	-
Sales of general adult and juvenile books.....				-	-	-	-	-	-	-	-
Sales of general reference books.....				-	-	-	-	-	-	-	-
Sales of digital books.....			09/15	-	-	-	-	-	-	-	-
Sales and subscriptions of periodicals and newspapers.....	33	12	06/09	145.910	145.335	154.008	153.675	147.855	6.0	-0.2	-3.8
Sales and subscriptions of periodicals.....			06/07	-	-	-	-	-	-	-	-
Newspaper subscription and single copy sales.....	33	1202		538.563	534.552	595.039	592.715	589.642	11.3	-0.4	-0.5
Directory, mailing list, and related compilations publishing sales.....			12/08	-	-	-	-	-	-	-	-
Directory, mailing list, and related compilations publishing sales.....			12/08	-	-	-	-	-	-	-	-
Directory, mailing list, and related compilations publishing sales.....			12/08	-	-	-	-	-	-	-	-
Greeting card publishing sales.....			12/85	-	-	-	-	-	-	-	-
Greeting card publishing sales.....			12/85	-	-	-	-	-	-	-	-
Greeting card publishing sales.....			12/85	-	-	-	-	-	-	-	-
Calendars, yearbooks, and other miscellaneous publishing sales.....			12/89	-	-	-	-	-	-	-	-
Calendars, yearbooks, and other miscellaneous publishing sales.....			12/89	-	-	-	-	-	-	-	-
Calendars, yearbooks, and other miscellaneous publishing sales.....			12/89	-	-	-	-	-	-	-	-
Internet publishing and broadcasting subscription, content access, and licensing sales.....			12/09	-	-	-	-	-	-	-	-
Internet publishing and broadcasting subscription, content access, and licensing sales.....			12/09	-	-	-	-	-	-	-	-
Internet publishing and broadcasting subscription, content access, and licensing sales.....			12/09	-	-	-	-	-	-	-	-
System software publishing.....			05/22	-	-	-	-	-	-	-	-
System software publishing.....			05/22	-	-	-	-	-	-	-	-
System software publishing.....			05/22	-	-	-	-	-	-	-	-
Application software publishing.....			06/09	-	-	-	-	-	-	-	-
Application software publishing.....			06/09	-	-	-	-	-	-	-	-
Desktop and portable device application software publishing.....			12/08	-	-	-	-	-	-	-	-
Application software publishing, cross-industry, vertical market, utilities, and other.....			12/08	-	-	-	-	-	-	-	-
Application software publishing, game software.....	34	2104	12/13	87.864	88.609	89.211	86.206	81.452	0.7	-3.4	-5.5
Affiliate agreements, programming sales, and retransmission fees for cable and broadcast tv.....	35	1	06/09	158.558	159.554	159.944	160.243	160.290	0.2	0.2	0.0
Affiliate agreements, programming sales, and retransmission fees for cable and broadcast tv.....	35	11	06/09	158.558	159.554	159.944	160.243	160.290	0.2	0.2	0.0
Affiliate agreements, programming sales, and retransmission fees for cable and broadcast tv.....	35	1101	12/08	161.509	162.524	162.921	163.219	163.271	0.2	0.2	0.0
Affiliate agreements, programming sales, and retransmission fees for radio.....			06/09	-	-	-	-	-	-	-	-
Affiliate agreements, programming sales, and retransmission fees for radio.....			06/09	-	-	-	-	-	-	-	-
Affiliate agreements, programming sales, and retransmission fees for radio.....			12/08	-	-	-	-	-	-	-	-
Advertising space sales in periodicals, newspapers, directories, and mailing lists.....	36	1	06/09	-	-	-	-	-	-	-	-

See footnotes at end of table.

Table 8. Producer price indexes and percentage changes for selected commodity and service groupings and individual items, seasonally adjusted — Continued
 [November 2022, Index base 1982=100, unless otherwise indicated]

Title	Commodity code		Other index base	Seasonally adjusted index ¹					Seasonally adjusted 1-month percent change ¹		
	Group code	Item code		July 2022	Aug. 2022 ^P	Sept. 2022 ^P	Oct. 2022 ^P	Nov. 2022 ^P	Aug. to Sept. ^P	Sept. to Oct. ^P	Oct. to Nov. ^P
Advertising space sales in periodicals and newspapers.....	36	11	06/09	-	-	-	-	-	-	-	-
Advertising space sales in periodicals.....	36	1101		444.556	443.568	446.243	446.518	441.382	0.6	0.1	-1.2
Advertising space sales in newspapers.....	36	1102		-	-	-	-	-	-	-	-
Advertising space sales in directories and mailing lists.....	36	12	12/08	-	-	-	-	-	-	-	-
Advertising space sales in directories and mailing lists.....	36	1201	12/08	-	-	-	-	-	-	-	-
Television advertising time sales.....	36	2	06/09	102.598	98.348	97.196	101.578	99.345	-1.2	4.5	-2.2
Television advertising time sales.....	36	21	06/09	102.598	98.348	97.196	101.578	99.345	-1.2	4.5	-2.2
Broadcast and network television advertising time sales.....	36	2101	12/08	92.657	93.441	93.342	97.974	90.876	-0.1	5.0	-7.2
Cable network advertising time sales.....	36	2102	12/08	-	-	-	-	-	-	-	-
Local cable system advertising time sales.....	36		12/08	-	-	-	-	-	-	-	-
Radio advertising time sales.....	36	3	03/09	99.209	97.539	102.400	99.359	102.565	5.0	-3.0	3.2
Radio advertising time sales.....	36	31	03/09	99.209	97.539	102.400	99.359	102.565	5.0	-3.0	3.2
Radio advertising time sales.....	36	3101	03/09	99.209	97.539	102.400	99.359	102.565	5.0	-3.0	3.2
Internet advertising sales, excluding Internet advertising sold by print publishers.....			12/09	-	-	-	-	-	-	-	-
Internet advertising sales, excluding Internet advertising sold by print publishers.....			12/09	-	-	-	-	-	-	-	-
Internet advertising sales, excluding Internet advertising sold by print publishers.....			12/09	-	-	-	-	-	-	-	-
Wired telephone services.....	37	1	06/09	-	-	-	-	-	-	-	-
Residential wired telephone services.....	37	11	06/09	147.322	148.677	152.263	152.628	152.638	2.4	0.2	0.0
Local residential wired telephone service.....	37	1101	12/08	149.432	150.954	153.430	154.076	154.002	1.6	0.4	0.0
Long distance residential wired telephone service.....	37	1102	03/09	144.570	145.281	151.384	151.195	150.855	4.2	-0.1	-0.2
All-distance residential wired telephone service.....	37	1103	12/11	140.248	140.501	140.989	141.474	141.583	0.3	0.3	0.1
Business wired telephone services.....			06/09	-	-	-	-	-	-	-	-
Local business wired telephone service.....			12/08	-	-	-	-	-	-	-	-
Long distance business wired telephone and other toll service.....	37	1202	04/09	96.268	96.711	97.753	99.318	99.245	1.1	1.6	-0.1
Private line wired telephone service.....	37	1204	12/11	93.577	93.442	93.145	92.722	93.079	-0.3	-0.5	0.4
All-distance business wired telephone service (partial).....			05/22	-	-	-	-	-	-	-	-
Other telephone services.....			12/08	-	-	-	-	-	-	-	-
Other telephone services.....			12/08	-	-	-	-	-	-	-	-
Wireless telecommunication services.....	37	2	06/09	65.523	65.872	65.881	65.900	66.145	0.0	0.0	0.4
Cellular phone and other wireless telecommunication services.....	37	21	03/09	64.028	64.358	64.368	64.387	64.629	0.0	0.0	0.4
Cellular phone and other wireless telecommunication services.....	37	2101	03/09	64.028	64.358	64.368	64.387	64.629	0.0	0.0	0.4
Cable and satellite subscriber services.....	37	3	12/08	151.057	151.455	153.166	154.147	155.834	1.1	0.6	1.1
Cable and satellite subscriber services.....	37	31	12/08	151.057	151.455	153.166	154.147	155.834	1.1	0.6	1.1
Cable and satellite subscriber services.....	37	3101	12/08	151.057	151.455	153.166	154.147	155.834	1.1	0.6	1.1
Internet access services.....			03/09	-	-	-	-	-	-	-	-
Internet access services.....			03/09	-	-	-	-	-	-	-	-
Residential Internet access services.....			12/11	-	-	-	-	-	-	-	-
Business Internet access services.....	37	4103	12/11	-	-	-	-	-	-	-	-
Bundled wired telecommunications access services.....			12/11	-	-	-	-	-	-	-	-
Bundled wired telecommunications access services.....			12/11	-	-	-	-	-	-	-	-
Bundled wired telecommunications access services.....			12/11	-	-	-	-	-	-	-	-
Data processing and related services.....			06/09	-	-	-	-	-	-	-	-
Data processing and related services.....			06/09	-	-	-	-	-	-	-	-
Hosting, ASP and other IT infrastructure provisioning services.....			12/08	-	-	-	-	-	-	-	-
Business process management services.....			12/08	-	-	-	-	-	-	-	-
Data management, information transformation and other services.....			12/08	-	-	-	-	-	-	-	-
Loan services (partial).....	39	1	06/09	152.254	163.297	169.965	175.298	187.029	4.1	3.1	6.7
Business loans (partial).....	39	11	04/09	248.770	274.075	298.320	316.050	346.813	8.8	5.9	9.7
Business loans (partial).....	39	1101	04/09	248.770	274.075	298.320	316.050	346.813	8.8	5.9	9.7
Consumer loans (partial).....	39	12	06/09	118.381	123.585	122.587	122.704	126.912	-0.8	0.1	3.4
Residential real estate loans (partial).....			04/09	-	-	-	-	-	-	-	-
Vehicle loans (partial).....	39	1202	04/09	61.181	61.159	60.536	62.156	64.957	-1.0	2.7	4.5
Credit cards, overdraft credit, and related plans (partial).....	39	1203	04/09	158.171	164.509	166.182	170.108	174.609	1.0	2.4	2.6
Other loans and loan services (partial).....			04/09	-	-	-	-	-	-	-	-
Other loans and loan services (partial).....			04/09	-	-	-	-	-	-	-	-
Deposit services (partial).....			04/09	-	-	-	-	-	-	-	-
Deposit services (partial).....			04/09	-	-	-	-	-	-	-	-
Deposit services (partial).....			04/09	-	-	-	-	-	-	-	-
Other credit intermediation services, including trust services (partial).....			04/09	-	-	-	-	-	-	-	-
Other credit intermediation services, including trust services (partial).....			04/09	-	-	-	-	-	-	-	-
Other credit intermediation services, including trust services (partial).....			04/09	-	-	-	-	-	-	-	-

See footnotes at end of table.

Table 8. Producer price indexes and percentage changes for selected commodity and service groupings and individual items, seasonally adjusted — Continued
 [November 2022, Index base 1982=100, unless otherwise indicated]

Title	Commodity code		Other index base	Seasonally adjusted index ¹					Seasonally adjusted 1-month percent change ¹		
	Group code	Item code		July 2022	Aug. 2022 ^P	Sept. 2022 ^P	Oct. 2022 ^P	Nov. 2022 ^P	Aug. to Sept. ^P	Sept. to Oct. ^P	Oct. to Nov. ^P
Securities brokerage, dealing, investment advice, and related services.			06/09	-	-	-	-	-	-	-	-
Securities brokerage, dealing, investment advice, and related services.			06/09	-	-	-	-	-	-	-	-
Securities brokerage, dealing, and investment advice.			12/08	-	-	-	-	-	-	-	-
Securities brokerage and dealing related services (partial).			12/08	-	-	-	-	-	-	-	-
Portfolio management.			12/08	-	-	-	-	-	-	-	-
Portfolio management.			12/08	-	-	-	-	-	-	-	-
Portfolio management.			12/08	-	-	-	-	-	-	-	-
Investment banking.			12/08	-	-	-	-	-	-	-	-
Investment banking.			12/08	-	-	-	-	-	-	-	-
Investment banking.			12/08	-	-	-	-	-	-	-	-
Insurance.	41	1	06/09	128.473	128.681	129.039	129.174	129.272	0.3	0.1	0.1
Insurance.	41	11	06/09	128.473	128.681	129.039	129.174	129.272	0.3	0.1	0.1
Life insurance.	41	1101	03/09	-	-	-	-	-	-	-	-
Disability insurance, including accidental death.	41	1102	03/09	-	-	-	-	-	-	-	-
Health and medical insurance.	41	1103	03/09	143.896	144.203	144.436	144.651	144.918	0.2	0.1	0.2
Property and casualty insurance.	41	1104	03/09	-	-	-	-	-	-	-	-
Annuities.			03/09	-	-	-	-	-	-	-	-
Annuities.			03/09	-	-	-	-	-	-	-	-
Annuities.			03/09	-	-	-	-	-	-	-	-
Commissions from sales of insurance.	42	1	06/09	-	-	-	-	-	-	-	-
Commissions from sales of insurance.	42	11	06/09	-	-	-	-	-	-	-	-
Commissions from sales of life insurance and annuities.	42	1101	06/09	104.849	104.748	104.725	104.615	104.609	0.0	-0.1	0.0
Commissions from sales of health and medical insurance.			06/09	-	-	-	-	-	-	-	-
Commissions from sales of property and casualty insurance.	42	1103	06/09	-	-	-	-	-	-	-	-
Commissions from sales of other insurance.			06/09	-	-	-	-	-	-	-	-
Nonresidential real estate services.			06/09	-	-	-	-	-	-	-	-
Nonresidential real estate rents.	43	11	06/09	-	-	-	-	-	-	-	-
Office buildings, gross rents.			12/08	-	-	-	-	-	-	-	-
Retail properties, gross rents.			04/09	-	-	-	-	-	-	-	-
Industrial buildings, gross rents.			04/09	-	-	-	-	-	-	-	-
Self-service storage and miniwarehouses, gross rents.	43	1104	12/08	-	-	-	-	-	-	-	-
Other nonresidential buildings, gross rents.			12/08	-	-	-	-	-	-	-	-
Nonresidential property sales and leases including land, brokerage fees and commissions.			12/08	-	-	-	-	-	-	-	-
Nonresidential property sales and leases including land, brokerage fees and commissions.			12/08	-	-	-	-	-	-	-	-
Nonresidential property management fees.			12/08	-	-	-	-	-	-	-	-
Nonresidential property management fees.			12/08	-	-	-	-	-	-	-	-
Residential real estate services (partial).	43	2	06/09	170.827	172.341	172.687	171.844	172.085	0.2	-0.5	0.1
Residential property sales and rental, brokerage fees and commissions.	43	21	12/08	189.968	191.986	192.176	191.268	191.270	0.1	-0.5	0.0
Residential property sales and rental, brokerage fees and commissions.	43	2101	12/08	189.968	191.986	192.176	191.268	191.270	0.1	-0.5	0.0
Residential property management fees.			12/08	-	-	-	-	-	-	-	-
Residential property management fees.			12/08	-	-	-	-	-	-	-	-
Real estate appraisal fees.			12/08	-	-	-	-	-	-	-	-
Real estate appraisal fees.			12/08	-	-	-	-	-	-	-	-
Real estate appraisal fees.			12/08	-	-	-	-	-	-	-	-
Passenger car rental.	44	1	03/09	107.978	111.984	111.244	114.014	110.638	-0.7	2.5	-3.0
Passenger car rental.	44	11	03/09	107.978	111.984	111.244	114.014	110.638	-0.7	2.5	-3.0
Passenger car rental.	44	1101	03/09	107.978	111.984	111.244	114.014	110.638	-0.7	2.5	-3.0
Truck, trailer, and RV rental and leasing.			06/09	-	-	-	-	-	-	-	-
Truck, trailer, and RV rental and leasing.			06/09	-	-	-	-	-	-	-	-
Truck, truck trailer and RV rental.			12/08	-	-	-	-	-	-	-	-
Truck, truck trailer and RV leasing.			12/08	-	-	-	-	-	-	-	-
Construction, mining, and forestry machinery and equipment rental and leasing.			03/09	-	-	-	-	-	-	-	-
Construction, mining, and forestry machinery and equipment rental and leasing.			03/09	-	-	-	-	-	-	-	-
Construction, mining, and forestry machinery and equipment rental and leasing.			03/09	-	-	-	-	-	-	-	-
Legal services.	45	1	03/09	153.463	154.070	155.270	155.936	156.548	0.8	0.4	0.4
Legal services.	45	11	03/09	153.463	154.070	155.270	155.936	156.548	0.8	0.4	0.4
Legal services.	45	1101	03/09	153.463	154.070	155.270	155.936	156.548	0.8	0.4	0.4
Accounting services (partial).	45	2	06/09	118.008	120.408	121.080	121.167	121.588	0.6	0.1	0.3
Accounting services, excluding payroll.	45	21	06/09	118.008	120.408	121.080	121.167	121.588	0.6	0.1	0.3
Financial auditing.	45	2101	12/08	-	-	-	-	-	-	-	-

See footnotes at end of table.

Table 8. Producer price indexes and percentage changes for selected commodity and service groupings and individual items, seasonally adjusted — Continued
 [November 2022, Index base 1982=100, unless otherwise indicated]

Title	Commodity code		Other index base	Seasonally adjusted index ¹					Seasonally adjusted 1-month percent change ¹		
	Group code	Item code		July 2022	Aug. 2022 ^P	Sept. 2022 ^P	Oct. 2022 ^P	Nov. 2022 ^P	Aug. to Sept. ^P	Sept. to Oct. ^P	Oct. to Nov. ^P
Tax preparation and planning.....	45	2102	04/09	122.491	123.597	124.123	123.303	123.987	0.4	-0.7	0.6
Bookkeeping and compilation.....			12/08	-	-	-	-	-	-	-	-
Other accounting services, including billing and review.....			12/08	-	-	-	-	-	-	-	-
Architectural and engineering services.....	45	3	06/09	128.284	128.856	129.011	129.001	129.443	0.1	0.0	0.3
Architectural services.....			03/09	-	-	-	-	-	-	-	-
Architectural services.....			03/09	-	-	-	-	-	-	-	-
Engineering services.....	45	32	03/09	131.369	132.032	132.205	132.111	132.573	0.1	-0.1	0.3
Engineering services.....	45	3201	03/09	131.369	132.032	132.205	132.111	132.573	0.1	-0.1	0.3
Management, scientific, and technical consulting services.....	45	4	06/09	114.562	114.603	114.205	113.282	113.543	-0.3	-0.8	0.2
Management consulting services.....	45	41	06/09	114.562	114.603	114.205	113.282	113.543	-0.3	-0.8	0.2
Administrative and general management consulting services.....	45	4101	12/08	136.050	136.227	135.670	134.497	134.705	-0.4	-0.9	0.2
Human resources consulting services.....			12/08	-	-	-	-	-	-	-	-
Marketing consulting services.....			12/08	-	-	-	-	-	-	-	-
Process, physical distribution, and logistics consulting services.....			12/08	-	-	-	-	-	-	-	-
Other management consulting services.....			12/08	-	-	-	-	-	-	-	-
Advertising and related services (partial).....			12/08	-	-	-	-	-	-	-	-
Advertising agency services.....			12/08	-	-	-	-	-	-	-	-
Advertising agency services.....			12/08	-	-	-	-	-	-	-	-
Information technology (IT) technical support and consulting services (partial).....	45	6	12/08	-	-	-	-	-	-	-	-
Information technology (IT) technical support and consulting services (partial).....	45	61	12/08	-	-	-	-	-	-	-	-
Information technology (IT) technical support and consulting services (partial).....	45	6101	12/08	-	-	-	-	-	-	-	-
Permanent placement services.....			03/09	-	-	-	-	-	-	-	-
Permanent placement services.....			03/09	-	-	-	-	-	-	-	-
Employment placement services.....			03/09	-	-	-	-	-	-	-	-
Executive search services.....			12/08	-	-	-	-	-	-	-	-
Executive search services.....			12/08	-	-	-	-	-	-	-	-
Executive search services.....			12/08	-	-	-	-	-	-	-	-
Staffing services.....	46	3	06/09	129.491	129.351	129.489	129.341	129.329	0.1	-0.1	0.0
Temporary help services.....			03/09	-	-	-	-	-	-	-	-
Temporary help services.....			03/09	-	-	-	-	-	-	-	-
Co-employment staffing services.....	46	32	12/08	120.115	119.785	119.912	119.657	119.885	0.1	-0.2	0.2
Co-employment staffing services.....	46	3201	12/08	120.115	119.785	119.912	119.657	119.885	0.1	-0.2	0.2
Arrangement of flights (partial).....	47	1	06/09	102.434	102.028	102.035	101.159	101.565	0.0	-0.9	0.4
Arrangement of international flights.....	47	11	12/08	111.309	110.598	110.569	108.659	109.335	0.0	-1.7	0.6
Arrangement of international flights.....	47	1101	12/08	111.309	110.598	110.569	108.659	109.335	0.0	-1.7	0.6
Arrangement of domestic flights.....			12/08	-	-	-	-	-	-	-	-
Arrangement of domestic flights (partial).....			12/08	-	-	-	-	-	-	-	-
Arrangement of vehicle rentals and lodging.....	47	2	12/08	-	-	-	-	-	-	-	-
Arrangement of vehicle rentals and lodging.....	47	21	12/08	-	-	-	-	-	-	-	-
Arrangement of vehicle rentals and lodging (partial).....	47	2101	12/08	-	-	-	-	-	-	-	-
Arrangement of cruises and tours.....			12/08	-	-	-	-	-	-	-	-
Arrangement of cruises and tours.....			12/08	-	-	-	-	-	-	-	-
Arrangement of cruises and tours.....			12/08	-	-	-	-	-	-	-	-
Other travel arrangements (partial).....			12/08	-	-	-	-	-	-	-	-
Other travel arrangements (partial).....			12/08	-	-	-	-	-	-	-	-
Other travel arrangements (partial).....			12/08	-	-	-	-	-	-	-	-
Security guard services.....			03/09	-	-	-	-	-	-	-	-
Security guard services.....			03/09	-	-	-	-	-	-	-	-
Security guard services.....			03/09	-	-	-	-	-	-	-	-
Janitorial services.....			03/09	-	-	-	-	-	-	-	-
Janitorial services.....			03/09	-	-	-	-	-	-	-	-
Janitorial services.....			03/09	-	-	-	-	-	-	-	-
Waste collection.....	50	1	12/08	153.634	154.614	155.373	156.579	157.264	0.5	0.8	0.4
Solid waste collection.....	50	11	12/08	153.634	154.614	155.373	156.579	157.264	0.5	0.8	0.4
Solid waste collection.....	50	1101	12/08	153.634	154.614	155.373	156.579	157.264	0.5	0.8	0.4
Outpatient care (partial).....	51	1	06/09	126.146	125.869	125.971	125.620	125.744	0.1	-0.3	0.1
Outpatient care (partial).....	51	11	06/09	126.146	125.869	125.971	125.620	125.744	0.1	-0.3	0.1
Physician care.....	51	1101	03/09	115.776	115.812	116.027	116.589	116.849	0.2	0.5	0.2
Medical laboratory and diagnostic imaging center care.....			03/09	-	-	-	-	-	-	-	-
Home health and hospice care.....	51	1103	12/08	119.672	119.899	120.056	121.248	121.372	0.1	1.0	0.1
Hospital outpatient care.....	51	1104	12/08	-	-	-	-	-	-	-	-

See footnotes at end of table.

Table 8. Producer price indexes and percentage changes for selected commodity and service groupings and individual items, seasonally adjusted — Continued
 [November 2022, Index base 1982=100, unless otherwise indicated]

Title	Commodity code		Other index base	Seasonally adjusted index ¹					Seasonally adjusted 1-month percent change ¹		
	Group code	Item code		July 2022	Aug. 2022 ^P	Sept. 2022 ^P	Oct. 2022 ^P	Nov. 2022 ^P	Aug. to Sept. ^P	Sept. to Oct. ^P	Oct. to Nov. ^P
Dental care.....	51	1105	06/10	127.374	127.318	128.140	128.008	128.143	0.6	-0.1	0.1
Inpatient care.....	51	2	06/09	141.573	141.627	141.982	143.070	143.361	0.3	0.8	0.2
Inpatient care.....	51	21	06/09	141.573	141.627	141.982	143.070	143.361	0.3	0.8	0.2
Hospital inpatient care.....	51	2101	12/08	143.534	143.373	143.727	145.004	145.234	0.2	0.9	0.2
Nursing home care.....	51	2102	12/08	138.719	139.621	140.183	140.634	141.201	0.4	0.3	0.4
Intellectual and developmental disability center care.....	51	2103	12/08	175.647	175.972	175.321	176.088	176.383	-0.4	0.4	0.2
Sales of blood and blood products, organs, and tissues.....			03/09	-	-	-	-	-	-	-	-
Sales of blood and blood products, organs, and tissues.....			03/09	-	-	-	-	-	-	-	-
Sales of blood and blood products, organs, and tissues.....			03/09	-	-	-	-	-	-	-	-
Traveler accommodation services.....	53	1	06/09	139.349	134.934	139.164	141.897	139.663	3.1	2.0	-1.6
Traveler accommodation services.....	53	11	06/09	139.349	134.934	139.164	141.897	139.663	3.1	2.0	-1.6
Guestroom or unit rental.....	53	1101	03/09	144.226	139.255	143.963	146.958	144.451	3.4	2.1	-1.7
Other traveler accommodation services.....			03/09	-	-	-	-	-	-	-	-
Food and beverage for immediate consumption services (partial).....	54	1	06/09	-	-	-	-	-	-	-	-
Food and nonalcoholic beverages for immediate consumption (partial).....	54	11	04/09	-	-	-	-	-	-	-	-
Food and nonalcoholic beverages for immediate consumption (partial).....	54	1101	04/09	-	-	-	-	-	-	-	-
Alcoholic beverages for immediate consumption (partial).....			12/08	-	-	-	-	-	-	-	-
Alcoholic beverages for immediate consumption (partial).....			12/08	-	-	-	-	-	-	-	-
Commercial and industrial machinery and equipment repair and maintenance. . .	55	1	03/09	143.883	147.283	148.709	148.525	148.888	1.0	-0.1	0.2
Commercial and industrial machinery and equipment repair and maintenance.....	55	11	03/09	143.883	147.283	148.709	148.525	148.888	1.0	-0.1	0.2
Commercial machinery repair and maintenance.....	55	1101	03/09	143.883	147.283	148.709	148.525	148.888	1.0	-0.1	0.2
Motor vehicle repair and maintenance (partial).....	55	2	12/08	151.656	152.231	152.885	153.505	153.574	0.4	0.4	0.0
Motor vehicle repair and maintenance (partial).....	55	21	12/08	151.656	152.231	152.885	153.505	153.574	0.4	0.4	0.0
Motor vehicle repair and maintenance (partial).....	55	2101	12/08	151.656	152.231	152.885	153.505	153.574	0.4	0.4	0.0
Ship repair and maintenance.....			06/09	-	-	-	-	-	-	-	-
Ship repair and maintenance.....			06/09	-	-	-	-	-	-	-	-
Ship repair, military.....			12/08	-	-	-	-	-	-	-	-
Ship repair, nonmilitary.....	55	3102	12/08	-	-	-	-	-	-	-	-
Aircraft repair and maintenance.....	55	4	04/09	136.809	137.121	137.228	137.468	137.965	0.1	0.2	0.4
Aircraft repair and maintenance.....	55	41	04/09	136.809	137.121	137.228	137.468	137.965	0.1	0.2	0.4
Aircraft repair and maintenance.....	55	4101	04/09	136.809	137.121	137.228	137.468	137.965	0.1	0.2	0.4
Membership dues and admissions and recreation facility use fees (partial)	56	1	06/09	-	-	-	-	-	-	-	-
Membership dues and admissions and recreation facility use fees (partial)	56	11	06/09	-	-	-	-	-	-	-	-
Membership dues.....	56	1101	04/09	-	-	-	-	-	-	-	-
Admissions and recreational facilities use fees (partial).....	56	1102	12/08	-	-	-	-	-	-	-	-
Recreational activity instruction fees (partial).....	56	2	12/08	-	-	-	-	-	-	-	-
Recreational activity instruction fees (partial).....	56	21	12/08	-	-	-	-	-	-	-	-
Recreational activity instruction fees (partial).....	56	2101	12/08	-	-	-	-	-	-	-	-
Gaming receipts (partial).....			12/08	-	-	-	-	-	-	-	-
Gaming receipts (partial).....			12/08	-	-	-	-	-	-	-	-
Gaming receipts (partial).....			12/08	-	-	-	-	-	-	-	-
Machinery and equipment and parts and supplies wholesaling.....			06/09	-	-	-	-	-	-	-	-
Machinery and equipment and parts and supplies wholesaling.....			06/09	-	-	-	-	-	-	-	-
Parts and supplies for machinery and equipment wholesaling.....			03/09	-	-	-	-	-	-	-	-
Machinery and vehicle wholesaling.....			05/19	-	-	-	-	-	-	-	-
Professional and commercial equipment wholesaling.....			05/19	-	-	-	-	-	-	-	-
Furnishings wholesaling.....			03/09	-	-	-	-	-	-	-	-
Furnishings wholesaling.....			03/09	-	-	-	-	-	-	-	-
Furnishings wholesaling.....			03/09	-	-	-	-	-	-	-	-
Building materials, paint, and hardware wholesaling.....	57	3	03/09	145.375	142.729	139.758	142.917	143.256	-2.1	2.3	0.2
Building materials, paint, and hardware wholesaling.....	57	31	03/09	145.375	142.729	139.758	142.917	143.256	-2.1	2.3	0.2
Building materials, paint, and hardware wholesaling.....	57	3101	03/09	145.375	142.729	139.758	142.917	143.256	-2.1	2.3	0.2
Metals, minerals, and ores wholesaling.....			03/09	-	-	-	-	-	-	-	-
Metals, minerals, and ores wholesaling.....			03/09	-	-	-	-	-	-	-	-
Metals, minerals, and ores wholesaling.....			03/09	-	-	-	-	-	-	-	-
Chemicals and allied products wholesaling.....	57	5	03/09	-	-	-	-	-	-	-	-
Chemicals and allied products wholesaling.....	57	51	03/09	-	-	-	-	-	-	-	-
Chemicals and allied products wholesaling.....	57	5101	03/09	-	-	-	-	-	-	-	-
Paper and plastics products wholesaling.....			03/09	-	-	-	-	-	-	-	-
Paper and plastics products wholesaling.....			03/09	-	-	-	-	-	-	-	-
Paper and plastics products wholesaling.....			03/09	-	-	-	-	-	-	-	-

See footnotes at end of table.

Table 8. Producer price indexes and percentage changes for selected commodity and service groupings and individual items, seasonally adjusted — Continued
 [November 2022, Index base 1982=100, unless otherwise indicated]

Title	Commodity code		Other index base	Seasonally adjusted index ¹					Seasonally adjusted 1-month percent change ¹		
	Group code	Item code		July 2022	Aug. 2022 ^P	Sept. 2022 ^P	Oct. 2022 ^P	Nov. 2022 ^P	Aug. to Sept. ^P	Sept. to Oct. ^P	Oct. to Nov. ^P
Apparel wholesaling.....			03/09	-	-	-	-	-	-	-	-
Apparel wholesaling.....			03/09	-	-	-	-	-	-	-	-
Apparel wholesaling.....			03/09	-	-	-	-	-	-	-	-
Food and alcohol wholesaling.....			06/09	-	-	-	-	-	-	-	-
Food and alcohol wholesaling.....			06/09	-	-	-	-	-	-	-	-
Food wholesaling.....			03/09	-	-	-	-	-	-	-	-
Alcohol wholesaling.....			02/09	-	-	-	-	-	-	-	-
Other commodities wholesaling.....			03/09	-	-	-	-	-	-	-	-
Other commodities wholesaling.....			03/09	-	-	-	-	-	-	-	-
Other commodities wholesaling.....			03/09	-	-	-	-	-	-	-	-
Food and alcohol retailing.....	58	1	03/09	163.819	165.472	169.213	173.878	174.104	2.3	2.8	0.1
Food and alcohol retailing.....	58	11	03/09	163.819	165.472	169.213	173.878	174.104	2.3	2.8	0.1
Food retailing.....	58	1102	09/15	131.362	132.870	135.949	139.077	139.343	2.3	2.3	0.2
Alcohol retailing.....			09/15	-	-	-	-	-	-	-	-
Health and beauty care retailing, including optical goods.....			03/09	-	-	-	-	-	-	-	-
Health and beauty care retailing, including optical goods.....			03/09	-	-	-	-	-	-	-	-
Health and beauty care retailing, including optical goods.....			03/09	-	-	-	-	-	-	-	-
Apparel, jewelry, footwear, and accessories retailing.....	58	3	06/09	120.148	123.890	125.214	123.881	128.170	1.1	-1.1	3.5
Apparel, jewelry, footwear, and accessories retailing.....	58	31	06/09	120.148	123.890	125.214	123.881	128.170	1.1	-1.1	3.5
Apparel, footwear, and accessories retailing.....	58	3101	03/09	116.440	119.909	121.884	122.373	124.434	1.6	0.4	1.7
Jewelry retailing.....	58	3102	03/09	-	-	-	-	-	-	-	-
Computer hardware, software, and supplies retailing.....			03/09	-	-	-	-	-	-	-	-
Computer hardware, software, and supplies retailing.....			03/09	-	-	-	-	-	-	-	-
Computer hardware, software, and supplies retailing.....			03/09	-	-	-	-	-	-	-	-
TV, video, and photographic equipment and supplies retailing.....			03/09	-	-	-	-	-	-	-	-
TV, video, and photographic equipment and supplies retailing.....			03/09	-	-	-	-	-	-	-	-
TV, video, and photographic equipment and supplies retailing.....			03/09	-	-	-	-	-	-	-	-
Automobiles and automobile parts retailing.....	58	6	06/09	210.008	207.354	207.873	201.322	190.921	0.3	-3.2	-5.2
Automobiles and automobile parts retailing.....	58	61	06/09	210.008	207.354	207.873	201.322	190.921	0.3	-3.2	-5.2
Automobile retailing (Partial).....	58	6101	03/09	248.141	243.113	242.546	230.804	213.793	-0.2	-4.8	-7.4
Automotive parts, including tires, retailing.....			03/09	-	-	-	-	-	-	-	-
RVs, trailers, and campers retailing.....			03/09	-	-	-	-	-	-	-	-
RVs, trailers, and campers retailing.....			03/09	-	-	-	-	-	-	-	-
RVs, trailers, and campers retailing.....			03/09	-	-	-	-	-	-	-	-
Sporting goods, including boats, retailing.....	58	9	03/09	122.232	125.123	126.225	130.010	121.695	0.9	3.0	-6.4
Sporting goods, including boats, retailing.....	58	91	03/09	122.232	125.123	126.225	130.010	121.695	0.9	3.0	-6.4
Sporting goods, including boats, retailing.....	58	9101	03/09	122.232	125.123	126.225	130.010	121.695	0.9	3.0	-6.4
Lawn, garden, and farm equipment and supplies retailing.....			03/09	-	-	-	-	-	-	-	-
Lawn, garden, and farm equipment and supplies retailing.....			03/09	-	-	-	-	-	-	-	-
Lawn, garden, and farm equipment and supplies retailing.....			03/09	-	-	-	-	-	-	-	-
Furniture retailing.....			03/09	-	-	-	-	-	-	-	-
Furniture retailing.....			03/09	-	-	-	-	-	-	-	-
Furniture retailing.....			03/09	-	-	-	-	-	-	-	-
Flooring and floor coverings retailing.....			03/09	-	-	-	-	-	-	-	-
Flooring and floor coverings retailing.....			03/09	-	-	-	-	-	-	-	-
Flooring and floor coverings retailing.....			03/09	-	-	-	-	-	-	-	-
Hardware and building materials and supplies retailing.....	58	D	03/09	179.066	168.546	165.074	169.249	169.719	-2.1	2.5	0.3
Hardware and building materials and supplies retailing.....	58	D1	03/09	179.066	168.546	165.074	169.249	169.719	-2.1	2.5	0.3
Hardware and building materials and supplies retailing.....	58	D101	03/09	179.066	168.546	165.074	169.249	169.719	-2.1	2.5	0.3
Major household appliance retailing.....	58	E	03/09	130.373	125.319	126.865	126.749	126.547	1.2	-0.1	-0.2
Major household appliance retailing.....	58	E1	03/09	130.373	125.319	126.865	126.749	126.547	1.2	-0.1	-0.2
Major household appliance retailing.....	58	E101	03/09	130.373	125.319	126.865	126.749	126.547	1.2	-0.1	-0.2
Fuels and lubricants retailing.....	58	F	06/09	274.739	308.917	281.843	262.111	276.226	-8.8	-7.0	5.4
Fuels and lubricants retailing.....	58	F1	06/09	274.739	308.917	281.843	262.111	276.226	-8.8	-7.0	5.4
Automotive fuels and lubricants retailing.....			03/09	-	-	-	-	-	-	-	-
Household fuels retailing.....	58	F102	03/09	149.701	166.263	164.804	133.701	186.864	-0.9	-18.9	39.8
Cleaning supplies and paper products retailing.....			03/09	-	-	-	-	-	-	-	-
Cleaning supplies and paper products retailing.....			03/09	-	-	-	-	-	-	-	-
Cleaning supplies and paper products retailing.....			03/09	-	-	-	-	-	-	-	-
Book retailing.....			03/09	-	-	-	-	-	-	-	-
Book retailing.....			03/09	-	-	-	-	-	-	-	-
Book retailing.....			03/09	-	-	-	-	-	-	-	-

See footnotes at end of table.

Table 8. Producer price indexes and percentage changes for selected commodity and service groupings and individual items, seasonally adjusted — Continued
 [November 2022, Index base 1982=100, unless otherwise indicated]

Title	Commodity code		Other index base	Seasonally adjusted index ¹					Seasonally adjusted 1-month percent change ¹		
	Group code	Item code		July 2022	Aug. 2022 ^p	Sept. 2022 ^p	Oct. 2022 ^p	Nov. 2022 ^p	Aug. to Sept. ^p	Sept. to Oct. ^p	Oct. to Nov. ^p
Other merchandise retailing (partial).....	58	1	03/09	131.603	137.048	137.051	132.374	138.110	0.0	-3.4	4.3
Other merchandise retailing (partial).....	58	11	03/09	131.603	137.048	137.051	132.374	138.110	0.0	-3.4	4.3
Other merchandise retailing (partial).....	58	1101	03/09	131.603	137.048	137.051	132.374	138.110	0.0	-3.4	4.3
Metal treatment services.....			12/84	-	-	-	-	-	-	-	-
Metal treatment services.....			12/84	-	-	-	-	-	-	-	-
Metal plating and polishing.....	59	1101	12/84	237.963	239.344	239.586	239.380	240.096	0.1	-0.1	0.3
Metal coating and allied services.....			12/84	-	-	-	-	-	-	-	-
Metal heat treating.....			06/85	-	-	-	-	-	-	-	-
Mining services.....	60	1	06/85	-	-	-	-	-	-	-	-
Mining services.....	60	11	06/85	-	-	-	-	-	-	-	-
Metal mining services.....			12/85	-	-	-	-	-	-	-	-
Support activities for coal mining.....	60	1102	06/85	-	-	-	-	-	-	-	-
Drilling oil and gas wells services.....	60	1103	12/85	-	-	-	-	-	-	-	-
Support activities for oil and gas operations.....			12/85	-	-	-	-	-	-	-	-
Nonmetallic minerals mining services.....	60	1105	06/85	-	-	-	-	-	-	-	-
Contract work on textile products and apparel.....			06/10	-	-	-	-	-	-	-	-
Contract work on textile products and apparel.....			06/10	-	-	-	-	-	-	-	-
Contract work on textile products.....	61	1102	06/87	-	-	-	-	-	-	-	-
Contract work on apparel.....			06/87	-	-	-	-	-	-	-	-
Contract & commission receipts for tanning or finishing leather owned by others.....			06/11	-	-	-	-	-	-	-	-
Contract & commission receipts for tanning or finishing leather owned by others.....			06/11	-	-	-	-	-	-	-	-
Contract and commission receipts for tanning or finishing leather owned by others.....			12/97	-	-	-	-	-	-	-	-
New nonresidential building construction.....			06/09	-	-	-	-	-	-	-	-
New nonresidential building construction.....			06/09	-	-	-	-	-	-	-	-
New warehouse building construction.....			12/04	-	-	-	-	-	-	-	-
New school building construction.....			12/05	-	-	-	-	-	-	-	-
New office building construction.....			06/06	-	-	-	-	-	-	-	-
New industrial building construction.....			06/07	-	-	-	-	-	-	-	-
New health care building construction.....			06/12	-	-	-	-	-	-	-	-
Maintenance and repair of nonresidential buildings (partial).....	80	2	04/09	-	-	-	-	-	-	-	-
Maintenance and repair of nonresidential buildings (partial).....	80	21	04/09	-	-	-	-	-	-	-	-
Maintenance and repair of nonresidential buildings (partial).....	80	2101	04/09	-	-	-	-	-	-	-	-

¹ All indexes are subject to revision for 4 months after their originally scheduled publication to incorporate late reports and corrections by survey respondents. In addition, seasonally adjusted indexes are subject to change for up to 5 years due to the recalculation of seasonal factors published each January.

² Due to incomplete coverage of the services sector, some services indexes in this table reflect only a portion of their wherever-provided output. These indexes are flagged using the term "partial" at the end of their titles. For more information regarding wherever-provided services indexes, go to <https://www.bls.gov/ppi/wepnotice.htm>. This webpage includes methodology documentation, a table identifying missing coverage areas for those indexes with incomplete coverage, and a concordance table between wherever-provided services indexes and Census product codes.

^p Preliminary

"-" Seasonal tests did not indicate the presence of seasonality.

Table 9. Producer price indexes for commodity and service groupings and individual items, not seasonally adjusted

[November 2022, Index base 1982=100, unless otherwise indicated]

Title	Commodity code		Other index base	Unadjusted index ¹				
	Group code	Item code		July 2022	Aug. 2022 ^P	Sept. 2022 ^P	Oct. 2022 ^P	Nov. 2022 ^P
Goods								
All commodities.....	00	000000		272.274	269.557	268.085	265.139	263.235
Industrial commodities.....	IND	THRU15		274.425	271.545	269.761	266.265	262.699
Farm products, processed foods and feeds.....	PFF	PLUS02		258.882	256.967	256.981	256.665	262.618
Farm products.....	01	—		254.119	246.943	247.386	249.279	263.430
Fruits & melons, fresh/dry vegs. & nuts.....	01	1		242.192	244.466	259.124	296.521	355.346
Fresh fruits and melons.....	01	11		170.193	171.092	168.953	188.321	194.273
Citrus fruits.....	01	1101		378.134	378.427	409.928	453.496	327.964
Grapefruits.....	01	110101		570.571	561.171	—	—	744.878
Lemons.....	01	110104		264.591	264.591	272.323	332.664	311.994
Valencia oranges.....	01	110105		239.332	240.478	263.236	285.193	—
Navel oranges.....	01	110106		—	—	—	—	239.989
Tangerines.....	01	110108	12/91	—	—	—	—	569.702
Other fruits and berries.....	01	1102		145.085	146.125	138.631	156.252	179.547
Plums and fresh prunes.....	01	110201	12/91	511.828	523.989	557.024	541.578	—
Nectarines.....	01	110202	12/91	153.900	142.189	160.676	—	—
Cherries.....	01	110203	12/91	97.189	—	—	—	—
Avocados.....	01	110205	12/91	313.168	321.006	352.477	364.234	352.477
Granny Smith apples.....	01	110208	12/91	126.995	126.995	123.878	—	186.914
Golden delicious apples.....	01	110211	12/91	184.750	—	—	—	—
Red delicious apples.....	01	110215		227.405	227.405	239.417	317.616	300.091
McIntosh apples.....	01	110216		—	—	244.663	244.663	224.193
Peaches.....	01	110219		382.965	327.374	358.561	—	—
Gala apples.....	01	110220	03/15	94.675	94.675	119.649	112.966	119.739
Pears.....	01	110221		131.322	173.421	157.869	147.305	148.539
Strawberries.....	01	110222		87.582	164.860	87.582	185.467	288.505
Raspberries.....	01	110224	12/91	27.250	34.517	23.617	21.800	—
Blackberries.....	01	110225	12/91	44.019	53.718	44.765	41.781	—
Blueberries.....	01	110227	12/91	33.363	19.735	24.767	—	—
Grapes.....	01	110228		158.605	145.418	138.831	138.595	137.920
Table grapes.....	01	1102281	12/11	—	166.184	143.648	142.842	140.534
Wine grapes.....	01	1102283	12/11	109.906	109.906	109.906	109.906	109.906
Juice grapes.....	01	1102284	01/16	174.071	174.071	174.071	174.071	174.071
Fuji apples.....	01	110229	03/15	111.311	111.311	—	—	189.731
Empire apples.....	01	110230	10/15	—	—	—	137.466	129.535
Melons.....	01	1103	12/91	179.363	180.240	177.275	179.108	242.200
Cantaloupes.....	01	110301		231.190	176.391	190.352	210.867	293.064
Honeydews.....	01	110302	12/91	285.732	266.751	275.900	220.721	265.591
Watermelons.....	01	110303	12/91	240.566	292.241	270.733	269.713	—
Fresh and dry vegetables.....	01	13		296.931	301.996	349.342	427.500	590.591
Dry vegetables.....	01	1301		267.572	252.998	245.909	235.394	236.404
Dry beans.....	01	13011	09/15	190.426	187.727	176.235	161.604	161.354
Dry pinto beans.....	01	130110	12/91	512.532	499.210	439.228	389.775	388.778
Dry great northern beans.....	01	130111	12/91	384.127	384.127	384.127	384.127	439.002
Dry pink beans.....	01	130112	12/91	—	372.805	372.805	—	—
Dry pea beans.....	01	130113		274.508	274.508	268.269	245.042	238.876
Dry kidney beans.....	01	130114	12/11	131.846	133.892	125.081	122.957	119.377
Dry small red beans.....	01	130115	12/11	86.050	86.050	89.868	—	—
Dry garbanzo beans.....	01	130116	12/11	85.600	81.196	81.196	77.073	80.165
Dry black beans.....	01	130117	09/15	205.445	206.819	204.529	189.939	186.454
Dry peas and lentils.....	01	13012	09/15	152.302	135.069	138.544	140.884	142.588
Dry peas.....	01	130120	12/91	386.596	334.410	342.845	334.115	334.115
Dry lentils.....	01	130121	12/91	282.199	264.915	272.023	301.808	312.470
Fresh vegetables, except potatoes.....	01	1302		277.431	226.751	336.154	509.747	729.634
Cabbage.....	01	130211		373.559	353.086	275.178	299.297	316.561
Carrots.....	01	130212		205.763	185.795	210.453	230.326	252.425
Celery.....	01	130213		260.780	187.298	175.513	204.112	541.416
Sweet corn.....	01	130214		335.787	197.317	204.415	233.629	345.188
Lettuce.....	01	130215		276.970	254.327	518.948	1,097.774	1,736.783
Dry onions.....	01	130216		377.660	254.085	349.692	229.677	220.381
Tomatoes.....	01	130217		217.470	298.176	382.542	507.243	638.990
Snap beans.....	01	130218		—	205.564	232.972	—	553.110
Green peas.....	01	130219	12/91	173.456	207.475	—	—	—
Broccoli.....	01	130222	12/91	269.481	126.750	291.228	479.711	350.825
Cauliflower.....	01	130223	12/91	68.635	49.151	94.472	114.975	430.053
Spinach.....	01	130224	12/91	330.629	318.792	617.069	688.087	574.458

See footnotes at end of table.

Table 9. Producer price indexes for commodity and service groupings and individual items, not seasonally adjusted — Continued
 [November 2022, Index base 1982=100, unless otherwise indicated]

Title	Commodity code		Other index base	Unadjusted index ¹				
	Group code	Item code		July 2022	Aug. 2022 ^P	Sept. 2022 ^P	Oct. 2022 ^P	Nov. 2022 ^P
Greens.....	01	130225	12/91	234.160	229.647	237.305	249.980	240.290
Endive.....	01	130226	12/91	531.691	515.439	492.221	535.174	619.920
Green peppers.....	01	130228	12/91	420.859	362.206	334.428	387.360	554.816
Eggplant.....	01	130229	12/91	—	—	—	535.152	275.369
Squash.....	01	130231	12/91	178.571	198.031	224.155	214.316	193.549
Beets.....	01	130232	12/91	117.149	116.927	140.401	215.696	229.869
Cucumbers.....	01	130234	12/91	280.078	222.232	183.015	305.448	380.019
Artichokes.....	01	130235	12/11	99.260	132.650	128.159	117.908	248.386
Pumpkins.....	01	130236	12/11	—	—	177.017	192.410	—
Sweet potatoes.....	01	1303	12/91	153.605	154.300	172.539	169.975	157.117
Sweet potatoes.....	01	130301	12/91	99.310	99.760	111.552	109.895	101.582
Potatoes.....	01	1306	12/11	202.759	288.393	235.163	160.299	205.183
Long white potatoes.....	01	130601	12/91	329.857	—	—	—	—
Round white potatoes.....	01	130602	12/91	207.966	—	—	—	—
Russet potatoes.....	01	130603	12/91	356.674	520.704	427.343	285.995	372.187
Round red potatoes.....	01	130604	12/91	352.052	328.894	272.623	236.801	239.694
Round yellow potatoes.....	01	130605	09/15	—	—	124.704	124.704	124.704
Tree nuts.....	01	19		1,307.458	1,307.458	1,307.458	1,266.015	1,266.015
Tree nuts.....	01	1901		1,307.458	1,307.458	1,307.458	1,266.015	1,266.015
Pecans.....	01	190101		732.203	732.203	732.203	732.203	732.203
Almonds.....	01	190102	12/91	361.015	361.015	361.015	361.015	361.015
Filberts.....	01	190103	12/91	281.736	281.736	281.736	281.736	281.736
Walnuts.....	01	190104	12/91	244.847	244.847	244.847	174.891	174.891
Macadamias.....	01	190105	12/91	506.013	506.013	506.013	506.013	506.013
Pistachios.....	01	190106	12/91	257.201	257.201	257.201	257.201	257.201
Grains.....	01	2		280.166	274.406	290.946	280.361	277.372
Wheat.....	01	21		250.139	243.104	265.841	275.984	266.950
Wheat.....	01	2101		250.139	243.104	265.841	275.984	266.950
Hard red winter wheat.....	01	210101		247.556	240.301	268.728	286.364	275.300
Hard red spring wheat.....	01	210102		294.129	278.524	293.390	299.877	298.903
Soft white wheat.....	01	210103		196.843	203.612	219.078	202.074	201.386
Soft red winter wheat.....	01	210104		235.812	229.143	259.999	269.807	247.226
Hard amber durum wheat.....	01	210105	12/84	297.610	293.118	256.549	283.732	303.107
Other grains.....	01	22		296.133	289.560	305.788	288.236	286.350
Barley.....	01	2201		338.305	304.839	273.203	303.094	310.517
Barley.....	01	220101		338.305	304.839	273.203	303.094	310.517
Corn.....	01	2202		290.180	283.299	299.918	281.492	279.628
Corn.....	01	220205		290.180	283.299	299.918	281.492	279.628
Oats.....	01	2203		336.027	299.579	282.722	273.044	277.288
Oats.....	01	220311		336.027	299.579	282.722	273.044	277.288
Sorghum.....	01	2205	12/91	274.488	309.077	325.694	335.042	327.241
Sorghum.....	01	220501	12/91	274.488	309.077	325.694	335.042	327.241
Rough rice.....	01	23	12/91	132.004	140.646	136.250	136.738	142.132
Rough rice.....	01	2301	12/91	132.004	140.646	136.250	136.738	142.132
Rough rice.....	01	230103	12/04	224.447	239.140	231.667	232.496	241.668
Long grain rough rice.....	01	2301031	09/15	134.862	144.954	148.624	148.624	156.761
Medium/short grain rough rice.....	01	2301032	09/15	166.879	174.522	147.771	149.682	149.682
Livestock.....	01	3		206.181	215.662	197.965	189.982	193.298
Slaughter cattle.....	01	31		212.536	218.016	214.558	213.255	221.936
Slaughter steers and heifers.....	01	3101		216.046	218.661	218.301	223.889	233.495
Slaughter steers and heifers.....	01	310199	12/91	204.712	207.190	206.849	212.144	221.246
Slaughter cows and bulls.....	01	3102		177.618	193.180	178.277	151.905	157.294
Slaughter cows and bulls.....	01	310299	12/91	159.732	173.728	160.325	136.609	141.455
Slaughter vealers.....	01	3103		97.935	99.526	100.101	100.024	100.033
Slaughter vealers.....	01	310399	12/91	84.606	85.981	86.478	86.411	86.419
Slaughter hogs.....	01	32		156.948	170.864	126.431	116.805	110.776
Slaughter barrows and gilts.....	01	3201		157.182	169.677	125.352	115.285	109.514
Slaughter barrows and gilts.....	01	320199	12/91	237.649	256.540	189.524	174.303	165.578
Slaughter sows.....	01	3202		117.245	181.890	142.105	150.971	136.417
Slaughter sows.....	01	320299	12/91	203.583	315.831	246.749	262.144	236.873
Slaughter lambs.....	01	33		264.061	257.304	263.809	249.526	334.883
Slaughter lambs.....	01	3301		264.061	257.304	263.809	249.526	334.883
Slaughter lambs.....	01	330199	12/91	304.539	296.747	304.248	287.776	386.217
Feeder and replacement cattle.....	01	34	09/21	111.780	115.208	117.231	110.930	114.611
Feeder and replacement cattle.....	01	3401	09/21	111.780	115.208	117.231	110.930	114.611
Feeder and replacement cattle.....	01	340199	09/21	111.780	115.208	117.231	110.930	114.611

See footnotes at end of table.

Table 9. Producer price indexes for commodity and service groupings and individual items, not seasonally adjusted — Continued
 [November 2022, Index base 1982=100, unless otherwise indicated]

Title	Commodity code		Other index base	Unadjusted index ¹				
	Group code	Item code		July 2022	Aug. 2022 ^P	Sept. 2022 ^P	Oct. 2022 ^P	Nov. 2022 ^P
Slaughter poultry.....	01	4		424.765	365.699	347.216	346.009	351.640
Slaughter chickens.....	01	41		454.592	377.037	351.520	343.483	352.600
Broilers and other meat type chickens.....	01	4102		460.917	382.284	356.411	348.262	357.506
Slaughter chickens.....	01	410299	12/91	443.843	368.123	343.209	335.361	344.263
Slaughter turkeys.....	01	42		333.306	340.927	347.779	374.260	365.552
Slaughter turkeys.....	01	4201		333.306	340.927	347.779	374.260	365.552
Slaughter turkeys.....	01	420199	12/91	303.314	310.248	316.484	340.582	332.658
Slaughter ducks.....	01	43	12/91	277.476	277.476	282.842	282.841	290.941
Slaughter ducks.....	01	4301	12/91	277.476	277.476	282.842	282.841	290.941
Slaughter ducks.....	01	430199	12/91	277.476	277.476	282.842	282.841	290.941
Raw cotton.....	01	5		170.727	178.773	178.389	151.222	144.424
Raw cotton.....	01	51		168.984	176.948	176.569	149.679	142.951
Raw cotton.....	01	5101		168.984	176.948	176.569	149.679	142.951
Raw cotton.....	01	510101		168.984	176.948	176.569	149.679	142.951
Upland cotton.....	01	5101011	09/15	166.118	174.677	174.269	145.369	139.205
Pima cotton.....	01	5101012	09/15	194.364	194.364	194.364	194.364	180.971
Raw milk.....	01	6		196.066	185.385	186.148	197.592	209.598
Raw milk.....	01	61		196.859	186.135	186.901	198.391	210.446
Raw milk.....	01	6101		196.859	186.135	186.901	198.391	210.446
Raw milk.....	01	610102		196.859	186.135	186.901	198.391	210.446
Chicken eggs.....	01	7		486.640	367.822	412.206	502.166	600.677
Chicken eggs.....	01	71		486.640	367.822	412.206	502.166	600.677
Eggs for fresh use.....	01	7107	12/91	367.556	275.795	321.653	370.006	466.304
Eggs, jumbo.....	01	710701	12/84	428.280	330.092	370.051	421.247	493.376
Eggs, extra large.....	01	710702	12/84	437.121	319.111	380.591	434.368	523.935
Eggs, large.....	01	710703		471.173	342.341	392.250	459.172	577.707
Eggs, medium.....	01	710704	12/84	294.152	270.458	335.876	362.124	496.496
Eggs, small.....	01	710705	12/84	237.385	237.385	262.620	270.303	322.542
Breaker stock and checks and undergrades.....	01	7108	12/91	541.815	414.218	434.954	580.670	639.447
Breaker stock.....	01	710801	12/91	523.359	398.750	423.230	554.439	616.744
Checks and undergrades.....	01	710802	12/91	741.636	581.415	562.510	863.375	885.065
Hay, hayseeds, and oilseeds.....	01	8		322.292	317.217	319.561	295.872	303.680
Hay and hayseeds.....	01	81		549.560	502.002	527.374	530.239	450.456
Hay and hayseeds.....	01	8101		549.560	502.002	527.374	530.239	450.456
Alfalfa hay.....	01	810101		540.491	529.945	524.925	527.325	510.172
All other hay.....	01	810102	09/15	193.791	161.050	183.211	184.405	129.241
Oilseeds.....	01	83		282.868	282.690	282.398	256.852	273.938
Oilseeds.....	01	8301		282.868	282.690	282.398	256.852	273.938
Peanuts.....	01	830111		124.204	126.212	123.724	130.448	129.211
Cottonseed.....	01	830121		377.306	365.012	382.031	370.871	322.831
Soybeans.....	01	830131		258.698	259.504	259.933	233.422	252.096
Flaxseed.....	01	830151	12/91	425.296	364.669	354.246	354.246	344.124
Sunflower.....	01	830161	12/91	483.334	442.664	396.344	416.134	394.869
Canola.....	01	830171	12/11	140.177	135.625	123.088	126.843	138.163
Miscellaneous oil crops.....	01	830181	09/15	159.838	159.980	160.771	161.722	161.722
Processed foods and feeds.....	02	-		261.656	262.272	262.079	260.698	262.711
Cereal and bakery products.....	02	1		312.448	313.842	318.802	321.931	325.197
Bakery products.....	02	11		332.392	337.946	340.434	341.155	346.585
Bread (white, wheat, rye, etc.), including frozen.....	02	1102	06/06	162.221	167.327	169.263	168.097	169.901
Bread (white, wheat, rye, etc.), including frozen.....	02	110201	06/06	162.221	167.327	169.263	168.097	169.901
White pan bread.....	02	11020111	12/11	130.910	136.776	138.643	137.524	138.423
White hearth bread (French, Italian, etc.).....	02	11020112	12/11	136.364	139.827	141.204	140.689	142.242
Dark wheat breads (whole wheat, cracked wheat, multigrain, etc.).....	02	11020113	12/11	127.699	132.114	132.840	131.706	132.504
Other variety breads (rye, unleavened, raisin, potato, self-rising, salt-free, canned, etc.).....	02	11020114	12/11	121.536	122.126	123.786	123.176	126.095
Rolls (bread-type), muffins, bagels, and croissants.....	02	1105		336.545	342.923	348.379	348.344	369.604
Rolls (bread-type), muffins, bagels, and croissants.....	02	110505	06/06	164.192	167.303	169.965	169.948	180.320
Rolls, hamburger and wiener.....	02	11050501	12/11	119.859	123.609	126.902	126.126	137.345
All other rolls, bread-type (incl. muffins, bagels, and croissants).....	02	11050502	12/11	138.856	139.795	140.500	141.359	145.954
Other sweet goods, excluding frozen.....	02	1107		349.492	351.356	350.983	363.906	367.192
Other sweet goods, excluding frozen.....	02	110703	06/99	217.275	218.434	218.202	226.235	228.278
Soft cakes, excluding frozen.....	02	1108		415.372	419.149	420.228	420.986	417.273
Soft cakes, excluding frozen.....	02	110803	06/99	213.054	214.991	215.545	215.933	214.029
Cookies, crackers, and related products.....	02	1121		261.216	261.373	261.801	261.801	261.801

See footnotes at end of table.

Table 9. Producer price indexes for commodity and service groupings and individual items, not seasonally adjusted — Continued
 [November 2022, Index base 1982=100, unless otherwise indicated]

Title	Commodity code		Other index base	Unadjusted index ¹				
	Group code	Item code		July 2022	Aug. 2022 ^P	Sept. 2022 ^P	Oct. 2022 ^P	Nov. 2022 ^P
Cookies, wafers, and ice cream cones and cups (excluding frozen).....	02	112103	06/83	257.331	257.591	258.298	258.298	258.298
Crackers, biscuits, and related products.....	02	112104	06/83	249.435	249.435	249.435	249.435	249.435
Crackers, biscuits, and related products.....	02	1121042	12/11	100.856	100.856	100.856	100.856	100.856
Retail bakery products.....	02	1130	06/14	149.464	151.944	152.223	153.980	153.980
Retail bakery products.....	02	113001	06/14	149.464	151.944	152.223	153.980	153.980
Flour and flour base mixes and doughs.....	02	12		265.315	261.599	272.207	276.873	278.507
Wheat flour.....	02	1203		290.400	281.101	290.301	298.070	300.138
Wheat flour.....	02	120301	06/83	283.514	274.435	283.417	291.001	293.020
Flour base mixes and doughs.....	02	1204		244.189	245.562	257.533	259.389	260.636
Flour base mixes and doughs.....	02	120401	06/83	256.588	258.031	270.610	272.560	273.871
Prepared flour mixes, including refrigerated and frozen doughs and batters, made in flour mills.....	02	1204011	12/11	127.817	127.378	132.941	132.946	133.058
Flour mixes, excluding cake mixes, made from purchased flour.....	02	1204013	12/11	132.449	133.405	139.643	140.856	141.657
Milled rice and byproducts.....	02	13		270.466	275.499	281.296	285.226	286.759
Head rice.....	02	1301		284.680	290.049	295.918	300.337	301.790
Head rice.....	02	130106	06/03	275.664	280.863	286.546	290.825	292.232
Head rice not packaged with other ingredients.....	02	1301066	12/11	128.730	131.226	133.457	135.597	136.343
Milled rice (incl second heads, screenings, brewers, bran, sharps, rice flour, and byproducts).....	02	1302	06/84	160.196	162.965	167.098	168.573	169.968
Milled rice (incl second heads, screenings, brewers, bran, sharps, rice flour, and byproducts).....	02	130201	06/84	160.196	162.965	167.098	168.573	169.968
Cereal and pasta products.....	02	14		293.229	291.463	293.814	299.177	300.089
Dry macaroni, spaghetti, and egg noodle products, made from purchased flour.....	02	1402	06/85	277.028	277.028	280.116	288.436	284.160
Dry macaroni, spaghetti, and egg noodle products, made from purchased flour.....	02	140203	12/02	227.985	227.985	230.526	237.373	233.855
Dry macaroni, spaghetti, and egg noodle products, made from purchased flour.....	02	14020303	06/09	153.642	153.642	155.355	159.969	157.598
Cereal and mill products, other than flour.....	02	1409	06/85	274.403	272.340	274.327	278.545	280.661
Manufactured starch, made by wet milling.....	02	140907	06/85	273.062	275.110	267.378	271.360	268.222
Wheat mill products, corn mill products, and other grain mill products except flour.....	02	140908	06/98	263.904	255.432	266.321	281.895	280.820
Wheat mill products, except flour.....	02	1409081	12/09	135.124	138.345	142.984	165.821	168.972
Corn mill products.....	02	1409082	12/09	160.701	153.648	161.504	175.275	174.541
Other grain mill products.....	02	1409083	12/09	200.026	191.481	197.357	183.627	179.511
Breakfast cereal.....	02	140909	12/11	124.418	124.306	124.489	124.206	126.311
Meats, poultry, and fish.....	02	2		244.034	242.165	235.185	226.366	228.363
Meats.....	02	21		222.787	223.971	220.092	215.461	217.625
Beef and veal products, fresh or frozen.....	02	2101		258.035	253.936	242.906	231.808	238.485
Beef, fresh/frozen variety meats, not canned or made into sausage, made in slaughtering plants.....	02	210126	06/08	208.141	206.261	212.124	212.214	222.498
Beef, fresh/frozen whole/half carcass, not canned or made into sausage, misp.....	02	210131	06/08	166.905	164.068	154.752	156.139	177.842
Beef, fresh/frozen, primal and subprimal cuts, made in slaughtering plants.....	02	210133	12/95	222.784	219.152	208.964	198.124	202.278
Lamb/mutton, fresh or frozen, not canned or made into sausage, made in slaughtering plants.....	02	2103		306.522	303.255	300.415	300.415	457.149
Lamb/mutton, fresh or frozen, not canned or made into sausage, made in slaughtering plants.....	02	210321	12/88	245.175	242.562	240.290	240.290	365.656
Pork products, fresh, frozen, or processed, except sausage.....	02	2104		167.206	171.048	171.753	172.334	170.667
Pork, fresh/frozen, unprocessed, all cuts, except sausage, made in slaughtering plants.....	02	210444	06/01	111.256	112.922	109.602	109.378	109.652
Pork, processed or cured, not canned or made into sausage.....	02	210447	06/01	173.645	179.208	186.631	188.314	184.139
Pork, processed or cured, not canned or made into sausage, made in slaughtering plants.....	02	2104471	06/08	154.137	156.881	190.551	187.204	181.103
Pork, processed or cured, not canned or made into sausage, mfpc.....	02	2104472	06/08	161.179	166.969	166.135	169.078	165.886
Pork, sweet-pickled, dry-cured, or dry salt, not canned or made into sausage, mfpc.....	02	21044721	09/16	127.229	127.325	127.989	127.629	127.629
Smoked hams and picnics, excluding canned, made from purchased carcasses.....	02	21044722	12/11	123.790	139.806	133.702	144.391	145.589
Smoked slab bacon, made from purchased carcasses.....	02	21044723	09/16	171.129	173.631	172.363	165.498	161.237
Smoked sliced bacon, made from purchased carcasses.....	02	21044724	12/11	145.872	143.804	145.128	143.904	135.062
Other smoked pork, not canned or made into sausage, made from purchased carcasses.....	02	21044725	12/11	130.777	129.523	132.617	133.394	133.243
Boiled ham, barbecue pork, and other cooked pork, excluding canned meats and sausage, mfpc.....	02	21044726	12/11	128.214	129.701	136.080	133.443	136.406
Other meats, fresh, frozen, or canned.....	02	2105		217.733	222.635	223.178	221.488	220.999
Fresh/processed sausage, deli & cooked meats, etc.....	02	210503	06/01	206.233	212.768	211.735	208.474	209.571
Fresh and processed sausage, deli, and cooked meats, made in slaughtering plants.....	02	2105031	06/08	234.775	234.445	235.335	234.009	239.463
Fresh and processed sausage, deli, and cooked meats, mfpc.....	02	2105032	06/08	174.831	182.415	180.996	177.604	177.426
Fresh sausage (pork sausage, breakfast links, etc.), excluding canned, mfpc.....	02	21050321	12/11	145.177	164.664	162.914	157.974	157.787

See footnotes at end of table.

Table 9. Producer price indexes for commodity and service groupings and individual items, not seasonally adjusted — Continued
 [November 2022, Index base 1982=100, unless otherwise indicated]

Title	Commodity code		Other index base	Unadjusted index ¹				
	Group code	Item code		July 2022	Aug. 2022 ^P	Sept. 2022 ^P	Oct. 2022 ^P	Nov. 2022 ^P
Dry or semidry sausage (salami, cervelat, pepperoni, summer sausage, pork roll, etc), mfpc.....	02	21050322	12/11	146.082	147.571	146.529	142.949	142.393
Frankfurters, including wieners, excluding canned, made from purchased carcasses.....	02	21050323	12/11	141.196	141.962	141.427	139.940	139.961
Other sausage (smoked or cooked) & jellied goods & similar preparations, excluding canned, mfpc.....	02	21050324	12/11	136.055	138.028	136.898	137.012	137.441
Boxed meat (beef, pork, lamb, etc.), made from purchased carcasses...	02	210504	06/08	128.317	130.133	132.728	136.492	134.753
Canned meats, excluding dog, cat, and baby food.....	02	210579	12/88	241.096	258.670	276.286	284.749	287.786
Frozen ground meat patties and other processed, frozen, or cooked meats, mfpc.....	02	210586	12/01	162.731	163.764	161.717	157.659	156.353
Processed poultry.....	02	22		239.453	231.543	215.975	199.224	202.689
Young chickens, including bulk, chilled, frozen, whole, and in parts.....	02	2203		247.235	235.442	226.640	208.129	200.887
Young chickens, including bulk, chilled, frozen, whole, and in parts.....	02	220333	12/90	244.241	232.591	223.895	205.608	198.454
Turkeys, including frozen, whole, and in parts.....	02	2206		277.872	282.901	285.320	288.920	289.038
Turkeys, including frozen, whole, and in parts.....	02	220611	12/90	275.806	280.797	283.198	286.771	286.889
Canned, cooked, smoked or prepared poultry.....	02	2208		218.332	210.957	179.982	158.195	176.290
Canned, cooked, smoked or prepared poultry.....	02	220811	12/90	179.410	173.350	147.897	129.994	144.863
Chicken hens and other poultry/small game.....	02	2209	12/90	101.462	101.771	101.798	101.575	105.107
Other poultry/small game (duck, goose, rabbit, etc.).....	02	220911	12/90	284.171	285.973	286.127	284.827	305.383
Unprocessed and prepared seafood.....	02	23		428.063	428.569	442.901	438.005	427.040
Unprocessed finfish.....	02	2301		677.139	761.529	816.898	763.040	717.513
Haddock.....	02	230101		311.343	331.450	382.161	382.621	365.684
Halibut.....	02	230102		877.383	1,044.907	939.665	1,063.305	1,162.218
Salmon.....	02	230103		328.417	348.193	-	-	-
Flounder.....	02	230131	12/91	206.270	219.419	162.092	148.193	126.856
Cod.....	02	230132	12/91	98.501	107.255	112.075	107.020	91.056
Pollock.....	02	230133	12/91	244.877	294.254	290.331	265.795	222.779
Tuna.....	02	230136	01/16	92.243	96.296	97.216	89.169	96.869
Other finfish.....	02	230199	12/91	497.541	548.773	706.181	651.630	643.162
Canned seafood (including soups, stews, and chowders).....	02	2304		219.693	219.757	225.294	225.294	225.294
Canned seafood (including soups, stews, and chowders).....	02	230429	12/84	248.982	249.053	255.329	255.329	255.329
Unprocessed shellfish.....	02	2305	12/91	285.760	265.786	285.207	293.533	283.831
Shrimp.....	02	230501	12/91	117.384	107.389	101.875	101.389	101.446
Crabs.....	02	230502	12/91	540.718	452.276	525.155	-	-
Lobsters.....	02	230503	12/91	186.166	194.923	212.458	205.080	178.264
Clams.....	02	230504	12/91	281.161	274.465	274.465	271.212	271.212
Oysters.....	02	230505	01/16	132.702	138.725	138.725	138.725	138.725
Sea scallops.....	02	230506	01/16	108.969	106.681	109.123	125.968	128.872
Mussels.....	02	230507	01/16	113.793	113.793	113.793	113.793	124.138
Prepared fresh and frozen seafood.....	02	2306	12/11	134.240	132.197	132.823	132.193	130.593
Prepared fresh fish/seafood, inc. surimi/surimi-based products.....	02	230601	12/11	140.452	139.132	142.896	142.473	141.905
Prepared frozen fish.....	02	230602	12/11	127.859	128.487	128.831	126.944	126.780
Prepared frozen shellfish.....	02	230603	12/11	150.961	142.142	140.560	139.966	136.840
Other prepared fresh and frozen seafood.....	02	230604	12/11	110.766	112.511	112.641	115.818	110.499
Dairy products.....	02	3		251.431	247.843	246.024	247.440	246.398
Fluid milk products.....	02	31		301.481	300.418	295.740	297.627	300.100
Packaged fluid milk and related products.....	02	3103	12/82	312.657	309.747	302.114	299.417	306.720
Fluid whole milk.....	02	310301		293.190	289.777	281.596	278.912	286.485
Reduced fat and lowfat milk (1/2-2).....	02	310302	12/82	328.343	323.241	313.319	308.977	316.708
Fat free or skim milk.....	02	310303	12/82	323.871	318.112	306.123	299.626	308.313
Other fluid milk related products, packaged, incl. cartons, bottles, cans, and dispenser cans.....	02	310304	12/82	324.729	329.586	330.968	334.381	339.386
Cottage cheese.....	02	3104	12/82	311.323	311.645	311.006	309.774	314.507
Cottage cheese.....	02	310401	12/82	311.323	311.645	311.006	309.774	314.507
Other milk products.....	02	3105	12/82	235.180	235.283	234.032	242.234	236.336
Other milk products.....	02	310501	12/82	235.180	235.283	234.032	242.234	236.336
Yogurt, excluding frozen.....	02	3105011	12/11	115.973	116.389	116.346	122.290	117.149
Other packaged milk products.....	02	3105012	12/11	144.790	143.821	141.431	141.119	143.790
Bulk fluid milk and cream.....	02	3106	12/91	242.103	243.862	242.851	247.198	247.475
Bulk fluid milk and cream.....	02	310601	12/91	242.103	243.862	242.851	247.198	247.475
Butter.....	02	32		210.429	214.070	224.903	227.598	210.054
Butter.....	02	3201		210.429	214.070	224.903	227.598	210.054
Butter.....	02	320114	06/84	210.017	213.652	224.463	227.152	209.643
Natural, processed, and imitation cheese.....	02	33		202.310	193.880	192.835	198.395	197.678
Natural cheese, except cottage cheese.....	02	3302		191.153	183.823	182.515	187.342	187.051
Natural cheese, except cottage cheese.....	02	330212	06/88	209.670	201.630	200.195	205.490	205.171
Natural cheese, except lowfat, shipped in consumer packages or containers (3 lbs or less).....	02	3302121	12/07	135.273	135.868	136.475	136.345	135.954

See footnotes at end of table.

Table 9. Producer price indexes for commodity and service groupings and individual items, not seasonally adjusted — Continued
 [November 2022, Index base 1982=100, unless otherwise indicated]

Title	Commodity code		Other index base	Unadjusted index ¹				
	Group code	Item code		July 2022	Aug. 2022 ^P	Sept. 2022 ^P	Oct. 2022 ^P	Nov. 2022 ^P
Natural cheese, except lowfat, shipped in packages or containers (more than 3 lbs) or bulk.....	02	3302122	12/07	108.767	101.301	99.646	104.280	104.020
Lowfat natural cheese, except cottage cheese, shipped in consumer packages (3 lbs. or less).....	02	3302123	06/10	118.561	118.548	120.067	120.204	120.241
Lowfat natural cheese, except cottage cheese, shipped in packages (more than 3 lbs.) or in bulk.....	02	3302124	06/10	151.444	137.551	133.688	144.408	146.817
Processed cheese and related products.....	02	3303		209.205	197.055	195.905	204.066	201.786
Process cheese and related products.....	02	330312	06/88	222.365	209.451	208.229	216.903	214.480
Process cheese, shipped in consumer packages or containers (3 lbs. or less).....	02	3303121	06/10	138.965	131.767	132.998	138.239	135.213
All other process cheese and related products.....	02	3303122	06/10	162.742	152.516	149.849	156.356	155.926
Process cheese shipped in packages or containers (more than 3 lbs.) or in bulk.....	02	33031221	06/10	160.005	156.576	147.156	144.392	154.156
Cheese food, spread, and other related products.....	02	33031225	12/11	131.193	116.505	120.967	135.125	124.869
Cheese substitutes and imitations.....	02	3304	06/88	298.346	298.346	334.587	334.587	352.397
Cheese substitutes and imitations.....	02	330401	06/88	298.346	298.346	334.587	334.587	352.397
Raw liquid whey.....	02	3307	12/04	310.962	304.141	301.865	300.854	256.059
Raw liquid whey.....	02	330701	12/04	310.962	304.141	301.865	300.854	256.059
Ice cream and frozen desserts.....	02	34		271.268	278.416	279.626	281.911	282.246
Ice cream and frozen desserts.....	02	3402	06/83	267.615	274.667	275.861	278.115	278.445
Ice Cream and frozen desserts.....	02	340201	06/83	267.615	274.667	275.861	278.115	278.445
Ice cream, excl. lowfat and nonfat (incl. custards), shipped in bulk (containers 3 gal or more).....	02	3402011	12/11	137.553	137.849	137.584	137.545	137.452
Ice cream, incl. custards (excl. lowfat and nonfat) shipped in sizes less than 3 gallons.....	02	3402012	12/11	120.993	125.183	125.904	127.919	128.243
Ice cream, including custards (excluding lowfat and nonfat), novelty forms.....	02	3402013	12/11	131.423	134.920	135.788	136.501	136.614
Ice cream, including custards, lowfat and nonfat.....	02	3402014	12/11	115.655	118.470	118.470	118.470	118.470
Other frozen desserts (yogurt, sherbet, water ices, mellorine, frozen pudding, gelato, etc.).....	02	3402015	12/11	133.928	136.148	136.555	136.555	136.499
Dry, condensed, and evaporated milk products.....	02	35		228.708	227.807	223.721	212.633	210.502
Dry milk products, including feed grade.....	02	3502	12/83	212.326	209.147	204.525	188.810	187.606
Dry milk products, including feed grade.....	02	350201	12/83	212.326	209.147	204.525	188.810	187.606
Liquid milk products.....	02	3503	12/83	238.693	242.654	239.857	239.024	234.526
Consumer-type canned milk products.....	02	350301	12/83	278.902	283.164	283.291	282.736	278.715
Bulk liquid milk products, including feed grade.....	02	350303	12/83	194.559	198.828	186.908	185.036	177.866
Ice cream mixes and related products.....	02	3505	06/02	172.706	174.843	173.553	173.522	172.935
Ice cream mixes and related products.....	02	350502	06/02	172.706	174.843	173.553	173.522	172.935
Processed fruits and vegetables.....	02	4		248.777	251.231	258.435	260.353	264.895
Canned fruits and juices.....	02	41		267.824	266.956	268.160	270.489	272.734
Canned fruits, excluding baby foods.....	02	4101		292.250	290.557	291.402	293.039	293.083
Canned fruits, excluding baby foods.....	02	410105	12/87	257.438	255.947	256.691	258.133	258.172
Canned and fresh fruit juices, nectars, and concentrates.....	02	4102		260.211	259.732	261.131	263.836	267.193
Canned and fresh fruit juices, nectars, and concentrates.....	02	410239	12/87	214.203	213.809	214.961	217.188	219.951
Frozen fruits, juices and ades.....	02	42		234.735	233.485	232.257	222.414	233.241
Frozen fruits.....	02	4202		313.863	315.015	312.074	284.883	279.339
Frozen fruits.....	02	420209	12/90	296.227	297.315	294.539	268.875	263.643
Canned vegetables and juices.....	02	44		223.189	227.087	233.234	234.424	241.722
Canned vegetables and juices.....	02	4401		223.189	227.087	233.234	234.424	241.722
Canned vegetables.....	02	440102	12/87	250.828	260.985	266.679	267.480	278.651
Canned catsup and other tomato based sauces.....	02	440127	12/87	193.459	194.531	199.507	201.629	206.151
Frozen vegetables.....	02	45		249.308	254.289	271.702	274.839	279.784
Frozen potato products (French-fried, patties, puffs, etc.).....	02	4502	12/90	235.310	242.175	269.202	271.568	277.055
Frozen potato products (French-fried, patties, puffs, etc.).....	02	450202		296.361	305.007	339.045	342.025	348.936
Frozen vegetables, other than potato products.....	02	4505	12/90	186.341	187.891	190.268	193.210	196.082
Frozen vegetables, other than potato products.....	02	450509	06/97	183.000	184.522	186.857	189.746	192.566
Dried and dehydrated food.....	02	48	12/03	192.634	194.252	199.079	203.653	202.346
Dried and dehydrated food.....	02	4801	12/03	192.634	194.252	199.079	203.653	202.346
Dried and dehydrated food.....	02	480101	12/03	192.634	194.252	199.079	203.653	202.346
Soup mixes (including dried/dehydrated/freeze-dried) and bouillon....	02	48010101	12/11	123.709	120.080	125.002	133.438	127.266
Dried and dehydrated fruits and vegetables, including freeze-dried. ..	02	48010102	12/11	127.680	131.380	134.299	135.918	137.052
Sugar and confectionery.....	02	5		247.328	249.903	252.623	253.799	252.310
Raw cane sugar and sugar cane mill products and byproducts.....	02	52		203.666	210.431	210.372	213.595	214.381
Raw cane sugar and sugarcane mill products and byproducts.....	02	5201		203.666	210.431	210.372	213.595	214.381
Raw cane sugar and sugarcane mill products and byproducts.....	02	520106	12/03	187.997	194.242	194.187	197.163	197.888
Refined sugar products and byproducts.....	02	53		203.767	205.099	214.408	214.847	214.437
Refined sugar products and byproducts.....	02	5307	12/02	169.660	170.769	178.520	178.886	178.544
Refined granulated cane sugar and byproducts.....	02	530701	12/02	194.571	196.632	196.539	197.423	200.061

See footnotes at end of table.

Table 9. Producer price indexes for commodity and service groupings and individual items, not seasonally adjusted — Continued
 [November 2022, Index base 1982=100, unless otherwise indicated]

Title	Commodity code		Other index base	Unadjusted index ¹				
	Group code	Item code		July 2022	Aug. 2022 ^P	Sept. 2022 ^P	Oct. 2022 ^P	Nov. 2022 ^P
Beet sugar.....	02	530702	12/02	151.519	151.937	165.360	165.350	162.853
Confectionery materials.....	02	54		217.542	222.264	224.645	225.846	218.198
Confectionery materials.....	02	5401		217.542	222.264	224.645	225.846	218.198
Corn sweeteners, made by wet milling.....	02	540107	06/85	239.614	244.405	246.604	245.176	231.174
Chocolate coatings, made from cacao beans.....	02	540108	06/83	195.234	197.493	199.446	207.906	210.270
Other chocolate and cocoa products, made from cacao beans.....	02	540109	06/83	267.633	277.380	282.486	289.329	296.674
Confectionery end products.....	02	55		297.126	298.754	299.803	301.056	301.827
Candy and nuts.....	02	5503	06/83	267.385	268.945	269.950	271.150	271.889
Chocolate and chocolate-type confectionery products.....	02	550301	06/83	266.384	267.649	267.213	268.929	272.711
Chocolate/chocolate-type confectionery prods, cacao beans.....	02	5503011	12/11	122.567	122.567	125.107	125.686	125.686
Chocolate/confectionery products, made from purchased chocolate, not retailed.....	02	5503012	12/11	116.176	116.457	115.808	116.596	118.643
Chocolate/confectionery products, made from purchased chocolate, retailed.....	02	5503013	12/11	131.436	137.995	138.004	138.749	138.749
Nonchocolate-type confectionery products.....	02	550302	06/83	257.378	261.099	264.413	266.043	268.438
Nonchocolate-type confectioneries, made and packaged for shipment.....	02	5503021	12/11	122.480	124.281	125.885	126.674	127.683
Nuts and seeds (salted, roasted, cooked or blanched).....	02	550304	06/91	195.783	195.844	196.448	196.533	192.916
Nuts (salted, roasted, cooked, or blanched), sold in bulk.....	02	5503041	06/08	121.805	121.276	121.891	120.182	118.732
Canned nuts (salted, roasted, cooked, or blanched).....	02	5503042	06/08	135.214	135.032	134.156	135.240	135.368
All other packaged nuts, including all types of seeds (salted, roasted, cooked, or blanched).....	02	5503043	06/08	173.863	174.823	176.173	177.578	171.097
Other confectionery-type products.....	02	550305	06/91	209.984	209.984	212.711	212.711	212.711
Beverages and beverage materials.....	02	6		232.313	238.515	241.632	242.997	244.568
Alcoholic beverages.....	02	61		210.763	211.152	211.571	213.766	216.440
Malt beverages.....	02	6101		225.214	225.673	225.757	228.842	229.562
Bottled beer and ale.....	02	610101		195.281	195.982	196.294	200.008	200.655
Canned beer and ale.....	02	610103		235.979	236.155	235.906	238.641	239.519
Beer and ale in barrels and kegs.....	02	610105	06/82	309.038	310.077	310.617	311.491	311.491
All other malt beverages and brewing products.....	02	610108	12/03	104.887	104.702	106.114	108.389	108.553
Distilled and bottled liquor, excluding brandy.....	02	6102		194.724	194.838	196.073	195.770	194.475
Distilled liquor, excluding brandy.....	02	610202	12/11	101.510	101.758	103.156	102.812	101.342
Distilled whiskey, all other distilled liquor, excluding brandy.....	02	6102022	12/11	123.039	122.975	122.975	122.975	122.975
Distillers' dried grains (dark and light) and dried solubles.....	02	6102023	12/11	76.306	76.653	78.452	78.009	76.117
Bottled liquor, excluding brandy.....	02	610204	12/11	104.029	103.926	103.929	103.929	103.929
Bottled whiskey.....	02	6102041	06/12	103.769	101.919	101.922	101.922	101.922
Bottled gin, vodka, rum, cordials, cocktails, and similar compounds.....	02	6102042	06/12	102.947	104.379	104.383	104.383	104.383
Wines, brandy, and brandy spirits.....	02	6104	12/83	192.690	193.187	193.440	196.228	205.421
Wines, brandy, and brandy spirits.....	02	610441	06/06	122.890	123.207	123.369	125.147	131.010
Wines, white, red & rose grape, and other fruit, 14 percent or less alcohol.....	02	6104411	12/11	112.191	112.181	112.384	114.621	114.622
Wines, white grape, 14 percent or less alcohol content.....	02	61044111	12/11	110.164	110.337	110.337	115.351	115.351
Wines, red grape, 14 percent or less alcohol content.....	02	61044112	12/11	111.581	111.277	111.277	111.275	111.277
Wines, rose grape & other fruits & berries, 14 percent or less alcohol.....	02	61044113	12/11	139.285	140.100	142.935	142.935	-
Wines, dessert, effervescent, and wine coolers.....	02	6104412	12/11	119.697	119.697	119.697	119.697	121.054
Wines, effervescent, including sparkling (carbonated), wine coolers.....	02	61044122	12/11	121.133	121.133	121.133	121.133	122.826
Other wines, brandy, and brandy spirits.....	02	6104413	12/11	123.641	125.166	125.166	125.166	152.320
Soft drinks.....	02	62		251.195	264.675	270.123	270.057	270.378
Soft drinks, non-carbonated and bottled water.....	02	6206		216.436	233.524	239.356	240.107	240.039
Bottled water, non-carb, processed or pasteurized.....	02	620608	12/03	111.049	112.316	113.331	113.396	113.599
Soft drinks, non-carbonated.....	02	620609		229.283	255.379	263.665	264.802	264.476
Soft drinks, non-carbonated, all other types.....	02	6206093	12/07	118.001	118.892	123.398	124.728	124.973
Soft drinks, non-carbonated, fruit drinks, cocktails, ades.....	02	6206094	12/11	118.533	144.866	148.902	148.725	148.135
Soft drinks, bottle/can, carbonated, all types.....	02	6210	12/11	147.330	152.462	155.081	154.633	154.996
Soft drinks, bottle/can, carbonated, all types.....	02	621001	12/11	147.330	152.462	155.081	154.633	154.996
Packaged beverage materials.....	02	63		218.372	222.463	231.298	234.212	235.333
Coffee (whole bean, ground, & instant).....	02	6301		223.231	227.983	238.225	241.240	242.410
Coffee, concentrated, including coffee substitutes.....	02	630103		195.764	196.130	196.130	196.130	196.130
Roasted coffee.....	02	630104	06/88	195.706	200.157	209.810	212.652	213.755
Tea in consumer packages, exc. canned ice tea.....	02	6303		187.270	187.270	187.390	189.668	190.480
Tea in consumer packages, exc. canned ice tea.....	02	630313	12/85	158.796	158.796	158.898	160.830	161.518
Other beverage materials.....	02	64		298.909	314.142	314.096	314.097	314.056
Other beverage materials.....	02	6401		298.909	314.142	314.096	314.097	314.056
Malt and malt byproducts.....	02	640101		153.483	153.815	153.702	153.705	153.604
Liquid beverage bases, excluding use by soft drink bottlers.....	02	640109	12/85	300.268	306.727	306.727	306.727	306.727
Fats and oils.....	02	7		436.757	431.695	430.770	420.627	435.481

See footnotes at end of table.

Table 9. Producer price indexes for commodity and service groupings and individual items, not seasonally adjusted — Continued
 [November 2022, Index base 1982=100, unless otherwise indicated]

Title	Commodity code		Other index base	Unadjusted index ¹				
	Group code	Item code		July 2022	Aug. 2022 ^P	Sept. 2022 ^P	Oct. 2022 ^P	Nov. 2022 ^P
Shortening, cooking oil, and margarine.....	02	78		421.121	417.607	412.502	398.667	415.198
Shortening, cooking oil, and margarine.....	02	7801		421.121	417.607	412.502	398.667	415.198
Margarine, butter blends, and butter substitutes.....	02	780109		364.434	378.779	376.737	376.737	—
Shortening and cooking oils.....	02	780115	12/11	141.987	140.173	138.366	133.269	139.360
Other oilseed processing.....	02	7A	12/04	386.703	380.940	382.972	389.994	388.416
Other oilseed processing.....	02	7A01	12/04	386.703	380.940	382.972	389.994	388.416
Cotton linters.....	02	7A0104	12/11	54.697	63.535	64.064	66.916	67.012
Cottonseed cake, meal, hulls, and other byproducts.....	02	7A0105	12/11	112.078	114.124	125.424	135.546	135.139
Cottonseed cake and meal.....	02	7A01051	12/11	113.655	117.351	133.879	149.249	148.055
Other crude and refined vegetable oils and other vegetable mill products.....	02	7A0106	12/11	201.376	197.995	197.016	198.486	195.452
Other crude vegetable oils, including linseed, peanut, sunflower, safflower, etc.....	02	7A01061	12/11	245.051	241.352	240.188	242.837	240.740
Other vegetable oil mill products, including all oil seed cake and meal.....	02	7A01063	12/11	116.962	116.251	118.044	119.280	116.045
Corn oil, crude and refined.....	02	7B	01/16	232.206	219.252	243.148	239.011	251.546
Corn oil, made by wet milling.....	02	7B01	01/16	232.206	219.252	243.148	239.011	251.546
Corn oil, made by wet milling.....	02	7B0101	01/16	232.206	219.252	243.148	239.011	251.546
Miscellaneous processed foods.....	02	8		279.667	280.272	283.961	290.992	294.389
Canned jams, jellies, and preserves.....	02	81		238.750	239.054	239.154	239.249	239.320
Canned jams, jellies, and preserves.....	02	8101		238.750	239.054	239.154	239.249	239.320
Canned jams, jellies, and preserves.....	02	810102	12/87	211.314	211.583	211.672	211.756	211.819
Pickles and other pickled products, including horseradish.....	02	82		307.209	307.418	307.418	309.509	311.349
Pickles and other pickled products.....	02	8201		307.209	307.418	307.418	309.509	311.349
Pickles and other pickled products, including horseradish.....	02	820106	12/86	274.578	274.766	274.766	276.634	278.278
Specialty canning.....	02	84		316.708	316.086	318.248	318.392	319.121
Specialty canning.....	02	8401		316.708	316.086	318.248	318.392	319.121
Canned dry beans.....	02	840102	12/82	195.177	197.619	197.410	197.874	200.227
Canned soups and stews, excluding frozen and seafood.....	02	840104	12/82	440.874	440.874	445.184	445.184	445.184
Canned baby foods and other canned specialties/nationality foods.....	02	840105	06/08	144.872	140.661	141.227	141.227	141.227
Frozen specialty food.....	02	85		217.578	218.221	223.520	223.177	225.478
Frozen specialty food.....	02	8501		217.578	218.221	223.520	223.177	225.478
Frozen cakes, pies, and other pastries.....	02	850109	12/82	323.663	324.112	322.445	324.893	325.991
Frozen dinners (beef, pork, and poultry pies) and nationality foods, incl. frozen pizza.....	02	850111	12/82	174.142	174.892	180.940	179.951	182.680
Other frozen specialties, incl. all whipped topping, waffles, soups, etc., excluding seafood.....	02	850113	12/82	269.265	269.302	277.498	277.501	278.035
Prepared sauces, except tomato.....	02	86		217.395	219.008	226.404	229.830	231.297
Prepared sauces, excluding tomato-based sauces and sauces comprised of 20 percent or more meat.....	02	8601		217.395	219.008	226.404	229.830	231.297
Prepared sauces, excluding tomato-based sauces and sauces comprised of 20 percent or more meat.....	02	860103	12/86	180.297	181.634	187.769	190.610	191.827
Other miscellaneous processed foods.....	02	89		293.491	295.629	301.355	305.776	310.976
Other miscellaneous processed foods.....	02	8901		293.491	295.629	301.355	305.776	310.976
Mayonnaise, salad dressings, and sandwich spreads.....	02	890102	12/86	279.081	280.023	295.496	294.968	295.196
Dry mix food preparations.....	02	890148	06/91	154.790	154.790	155.383	155.785	155.785
Perishable non-frozen prepared food, including tortillas.....	02	890149	06/91	174.124	178.255	182.542	195.633	206.318
Perishable prepared foods.....	02	8901492	12/07	125.559	126.824	129.058	140.160	148.710
Flavoring extracts, emulsions, liquid flavors, and food colorings.....	02	890151	12/85	339.345	339.345	339.345	339.345	339.345
Other flavoring agents, except chocolate syrup.....	02	890154	12/00	152.600	154.592	163.563	165.102	165.102
Soft drink flavoring syrup, sold in bulk.....	02	89015411	12/11	144.621	144.621	144.621	144.621	144.621
Other flavoring agents (except chocolate syrups).....	02	89015412	12/11	126.703	126.703	126.703	129.113	129.113
Table salt (evaporated), pepper (white and black), and other spices.....	02	890156	06/91	275.943	279.095	278.547	279.044	280.014
Pepper and other spices in commercial sizes (1 lb or more).....	02	8901566	05/17	107.495	108.980	110.346	109.846	111.074
Peanut butter.....	02	890158	06/91	158.417	161.561	160.811	160.664	159.792
Ice.....	02	890161	12/85	251.054	251.345	251.345	270.342	273.408
Dairy product substitutes.....	02	890162	06/92	180.769	181.342	181.281	181.667	185.037
Liquid dairy product substitutes.....	02	8901622	12/09	116.342	116.674	116.674	116.834	116.834
Chips (potato, corn, etc.).....	02	890172	12/85	265.489	265.508	267.452	271.006	275.413
Potato chips and sticks, plain and flavored.....	02	8901721	12/07	144.096	144.096	145.923	149.876	152.542
Corn chips and related products.....	02	8901722	12/07	189.469	189.449	189.948	191.738	196.915
Other chips, sticks (hard pretzels, bacon rinds, popcorn (except candied), etc.).....	02	8901723	12/07	168.109	168.175	169.249	169.249	169.258
Vinegar and cider.....	02	890174	12/85	194.110	195.391	194.379	194.379	194.379
Prepared animal feeds.....	02	9		259.331	262.020	262.934	258.390	260.036
Soybean cake, meal, and other byproducts.....	02	92		152.008	156.461	158.104	149.932	152.357
Soybean cake, meal, and byproducts.....	02	9201		152.008	156.461	158.104	149.932	152.357

See footnotes at end of table.

Table 9. Producer price indexes for commodity and service groupings and individual items, not seasonally adjusted — Continued
 [November 2022, Index base 1982=100, unless otherwise indicated]

Title	Commodity code		Other index base	Unadjusted index ¹				
	Group code	Item code		July 2022	Aug. 2022 ^P	Sept. 2022 ^P	Oct. 2022 ^P	Nov. 2022 ^P
Soybean cake, meal, and byproducts.....	02	920112	12/04	185.412	190.844	192.848	182.879	185.837
Soybean cake and meal.....	02	9201121	12/09	102.687	105.262	104.340	100.536	99.164
Other soybean products, including isolates and concentrates.....	02	9201122	12/09	174.722	188.625	231.699	187.495	251.313
Formula feeds.....	02	93		298.289	300.857	303.193	297.266	296.309
Formula feeds.....	02	9301		298.289	300.857	303.193	297.266	296.309
Chicken and turkey feed, supplements, concentrates, and premixes.....	02	930102	12/86	306.269	307.921	312.042	301.944	299.195
Dairy cattle feed, supplements, concentrates, and premixes.....	02	930110	12/11	136.591	139.054	142.394	140.831	141.222
Swine feed, supplements, concentrates, and premixes.....	02	930115	12/11	140.439	136.104	133.842	130.132	129.969
Beef cattle feed, supplements, concentrates, and premixes.....	02	930117	12/11	133.035	140.691	137.452	138.089	138.150
Poultry, exc. chicken and turkey, and livestock, exc. cattle and swine, feed.....	02	930118	12/86	355.028	355.196	360.216	360.840	361.380
Miscellaneous feedstuffs.....	02	94		341.752	343.413	342.648	341.690	345.066
Pet food.....	02	9402		330.648	333.711	334.406	334.536	337.107
Dog and cat food.....	02	940202	12/85	283.497	286.142	286.143	286.223	288.846
Dog food.....	02	9402021	12/10	146.121	147.504	147.505	147.561	149.388
Canned dog food.....	02	94020211	12/10	157.595	159.822	159.822	159.822	159.926
Dry and semi moist dog food.....	02	94020214	12/11	135.979	136.987	136.988	137.063	139.473
Cat food.....	02	9402022	12/10	145.299	146.602	146.602	146.602	146.671
Canned cat food.....	02	94020224	12/11	156.124	157.473	157.473	157.473	157.492
Dry and semi moist cat food.....	02	94020225	12/10	127.660	128.882	128.882	128.882	129.024
Pet (excluding dog and cat), laboratory, and fur animal feed.....	02	940203	12/85	275.888	278.281	283.845	284.217	282.852
Miscellaneous feedstuffs other than pet food.....	02	9403		345.083	344.409	341.313	338.638	343.171
Meat meal and meat and bone meal.....	02	940301		241.995	245.346	223.950	198.222	204.783
Wet process corn byproducts.....	02	940317	06/85	230.099	225.423	220.877	223.898	235.787
Other animal feeds, including fertilizer byproducts and feather.....	02	940325	12/97	224.304	224.817	233.023	225.482	218.449
Animal and marine feed and fertilizer byproducts, except meat and bone meal.....	02	9403252	06/09	108.396	113.418	120.493	113.371	106.132
Other prepared animal feeds, including feeding materials and adjuncts.....	02	9403253	06/09	142.424	137.647	139.534	138.463	138.103
Miscellaneous byproducts of slaughtering plants.....	02	940333	06/01	626.513	631.005	625.509	639.447	643.365
Textile products and apparel.....	03	—		185.841	187.742	187.718	187.054	187.094
Synthetic fibers.....	03	1		159.806	163.347	165.019	165.207	164.980
Unprocessed filament yarns.....	03	15		165.589	169.259	170.991	171.187	170.951
Noncellulosic and cellulosic organic fibers.....	03	1504	05/22	102.102	104.364	105.432	105.553	105.408
Noncellulosic fibers.....	03	150401		150.968	154.313	155.893	156.071	155.856
Noncellulosic organic fibers.....	03	1504014	06/05	137.738	141.749	143.643	143.856	143.599
Polyester manufactured fibers.....	03	15040147	06/11	131.928	131.158	137.722	140.095	139.116
Other noncellulosic organic fibers, incl. polyamide, polyolefin, and producer-textured.....	03	15040149	06/11	123.597	128.601	128.852	128.384	128.376
Processed yarns and threads.....	03	2		207.451	207.160	200.979	193.259	190.317
Yarns.....	03	26		200.815	200.528	194.420	186.793	183.887
Spun cotton yarns.....	03	2601		192.351	192.351	185.986	173.055	166.920
Spun cotton yarns.....	03	260115	05/22	102.057	102.057	98.680	91.819	88.564
Spun synthetic yarns.....	03	2603		215.574	215.574	198.801	181.992	181.992
Spun synthetic yarns.....	03	260304	12/94	193.226	193.226	178.192	163.125	163.125
Textured and twisted yarns.....	03	2604	12/88	190.520	189.856	187.558	187.585	186.455
Textured and twisted yarns.....	03	260405	05/22	100.868	100.516	99.299	99.313	98.716
Other spun noncellulosic and natural fiber (excluding cotton and wool) yarns.....	03	2607	06/08	160.159	159.958	155.239	151.403	150.763
Other spun noncellulosic and natural fiber (excluding cotton and wool) yarns.....	03	260701	06/08	160.159	159.958	155.239	151.403	150.763
Greige fabrics.....	03	3		172.446	173.958	174.309	173.578	170.945
Greige broadwoven fabrics.....	03	37		170.439	170.487	171.026	170.833	169.531
Greige manmade, silk, and other natural fiber (exc cotton/wool) broadwoven fabrics.....	03	3703		168.203	167.659	167.637	167.808	167.140
Greige manmade, silk, and other natural fiber (exc cotton/wool) broadwoven fabrics.....	03	370304	12/94	147.801	147.323	147.304	147.454	146.867
Greige knit fabrics.....	03	38		192.937	197.403	197.627	197.627	197.098
Weft (circular) knit fabrics, greige goods (excluding hosiery).....	03	3803		172.775	176.862	177.319	177.319	177.319
Weft (circular) knit fabrics, greige goods (excluding hosiery).....	03	380301		172.775	176.862	177.319	177.319	177.319
Warp knit fabrics, greige goods (excluding hosiery).....	03	3804		222.113	227.090	226.861	226.861	225.352
Warp knit fabrics, greige goods (excluding hosiery).....	03	380401		222.113	227.090	226.861	226.861	225.352
Tire cord and tire fabric.....	03	39	06/84	165.501	169.019	169.019	167.012	161.155
Tire cord and tire fabrics.....	03	3901	06/84	165.501	169.019	169.019	167.012	161.155
Tire cord and tire fabrics.....	03	390101	06/84	165.501	169.019	169.019	167.012	161.155
Finished fabrics.....	03	4		203.655	205.141	205.123	204.708	206.152
Finished broadwoven fabrics.....	03	42		236.172	237.318	235.949	232.687	233.008

See footnotes at end of table.

Table 9. Producer price indexes for commodity and service groupings and individual items, not seasonally adjusted — Continued
 [November 2022, Index base 1982=100, unless otherwise indicated]

Title	Commodity code		Other index base	Unadjusted index ¹				
	Group code	Item code		July 2022	Aug. 2022 ^P	Sept. 2022 ^P	Oct. 2022 ^P	Nov. 2022 ^P
Finished cotton broadwoven fabrics.....	03	4201		198.610	207.012	210.556	203.517	205.523
Finished cotton broadwoven fabrics.....	03	420104	12/94	175.865	183.305	186.444	180.211	181.987
Finished manmade, silk, and other natural fiber (exc. cotton and wool) broadwoven fabrics.....	03	4203		257.835	256.052	252.581	250.696	250.340
Finished manmade, silk, and other natural fiber (exc. cotton and wool) broadwoven fabrics.....	03	420306	12/94	212.276	210.808	207.950	206.398	206.105
Finished manmade, silk, & natural fiber (exc cotton/wool) broadwoven, finished in weaving mills.....	03	4203061	06/10	120.764	122.672	123.032	122.996	123.216
Finished manmade fiber, silk and other natural fiber broadwoven fabrics, finishing mill.....	03	4203062	06/10	216.181	212.336	207.724	205.418	204.787
Woven and braided narrow fabrics.....	03	44		251.208	252.240	256.042	258.946	258.934
Woven and braided narrow fabrics.....	03	4402	06/84	251.208	252.241	256.043	258.947	258.934
Woven narrow fabrics (12 inches or less in width).....	03	440204	12/89	217.088	218.465	218.556	218.527	218.527
Braided narrow fabrics (12 inches or less in width).....	03	440205	12/08	212.816	212.816	221.803	228.842	228.813
Nonwoven fabrics and felts.....	03	45		209.402	211.204	210.977	210.009	212.536
Nonwoven fabrics and felts.....	03	4503		209.402	211.204	210.977	210.009	212.536
Nonwoven fabrics.....	03	450321		208.166	210.179	209.924	208.903	211.303
Pressed, punched, or needled felts, excluding hats.....	03	450333	12/01	140.762	139.041	139.271	139.401	142.588
Coated fabrics, not rubberized.....	03	46	06/85	252.908	252.739	252.955	253.964	254.351
Coated fabrics, not rubberized.....	03	4601	06/85	252.908	252.739	252.955	253.964	254.351
Vinyl coated fabrics, including expanded vinyl coated.....	03	460102	06/85	244.013	245.904	245.783	247.741	246.432
Coated or laminated fabrics and coated yarns, incl. impregnated fabrics.....	03	460103	06/85	260.370	259.444	259.786	260.465	261.480
Screen printed textile materials, embroideries, and lace goods.....	03	47	06/85	215.652	217.148	217.357	217.565	219.939
Screen printed textile and apparel materials and embroideries.....	03	4701	06/85	215.895	217.402	217.612	217.822	220.214
Embroideries (excluding Schiffli machine products) and embroidery contractors.....	03	470103	12/11	125.885	127.023	127.588	127.616	128.535
Screen printing on garments, apparel accessories, and other fabric articles, excluding labels.....	03	470108	12/85	216.428	217.853	217.882	218.135	220.767
Knit fabrics, finished in knitting mills.....	03	48	12/03	159.070	164.479	165.401	168.472	167.969
Weft (circular) knit fabrics, knit and finished in the same establishment (excluding hosiery).....	03	4801	12/03	188.074	190.788	191.485	198.839	198.852
Weft (circular) knit fabrics, knit and finished in the same establishment (excluding hosiery).....	03	480101	12/03	188.074	190.788	191.485	198.839	198.852
Warp knit goods, knit and finished in the same establishment.....	03	4802	12/03	135.973	143.194	144.258	144.258	143.399
Warp knit goods, knit and finished in the same establishment.....	03	480201	12/03	135.973	143.194	144.258	144.258	143.399
Warp knit fabrics, knit and finished in same establishment.....	03	4802011	06/08	151.155	159.395	160.609	160.609	160.609
Apparel & other fabricated textile prods.....	03	8		171.701	173.128	173.453	173.961	174.766
Apparel.....	03	81		154.725	154.904	155.478	155.411	155.559
Miscellaneous apparel and accessories.....	03	8104	12/83	218.196	218.917	219.162	219.175	219.414
Men's and boys' fabric, straw, and felt hats, made from purchased materials.....	03	810414	12/09	168.253	168.253	168.253	168.253	168.253
Hat bodies and fabric caps, made from purchased materials.....	03	810416	12/09	175.700	175.700	177.929	177.929	177.929
Gloves and mittens, made from purchased materials.....	03	810424	12/11	141.558	142.985	142.985	144.061	144.061
Leather and sheep-lined apparel, made from purchased materials.....	03	810428	12/03	191.861	191.861	191.861	191.861	195.059
Apparel and accessories, n.e.c.....	03	810441	12/85	184.418	185.082	185.061	184.921	185.007
All other cut and sew apparel, made from purchased materials.....	03	8104411	06/09	127.118	127.118	127.096	126.935	127.022
Team sport uniforms, men's and boys', made from purchased fabrics.....	03	81044111	12/11	137.539	137.539	137.403	136.406	136.941
Vestments and costumes, made from purchased materials.....	03	81044115	12/11	120.077	120.077	120.077	120.077	120.077
Fabricated apparel accessories.....	03	8104412	06/09	143.000	144.634	144.634	144.684	144.684
All other apparel accessories, made from purchased materials.....	03	81044125	12/11	136.113	137.792	137.792	137.792	137.792
Women's, girls', and infants' cut and sew apparel.....	03	8106	12/03	108.568	108.657	108.720	108.605	108.557
Women's and girls' knit shirts and blouses, made from purchased fabrics.....	03	810601	12/03	125.129	125.129	125.129	125.129	125.129
Women's and girls' woven shirts and blouses, made from purchased fabrics.....	03	810602	12/03	119.456	119.456	119.456	119.456	119.456
Women's and girls' dresses, made from purchased fabrics.....	03	810611	12/03	103.129	103.129	103.129	103.129	103.129
Women's and girls' skirts, made from purchased fabrics.....	03	810623		131.446	131.446	131.446	124.148	124.148
Women's and girls' slacks, jeans, & jean-cut casual slacks (exc sweatpants), mfpm.....	03	810631	12/03	75.347	75.347	75.347	75.347	75.347
Women's and girls' swimwear, made from purchased fabrics.....	03	810632	12/03	108.899	110.224	111.153	111.153	110.430
Women's and girls' shorts, including tennis skirts, made from purchased fabrics.....	03	810637	12/09	112.582	112.582	112.582	112.582	112.582
Women's and girls' nontailored coats, jackets, vests, and washable service apparel, mfpm.....	03	810639	12/09	88.365	88.365	88.365	88.365	88.365
Women's and girls' underwear, excluding foundation garments, made from purchased fabrics.....	03	810641	12/03	121.493	121.493	121.493	121.493	121.493
Women's and girls' nightwear, excluding robes and dressing gowns, made from purchased fabrics.....	03	810642	12/03	119.542	119.542	119.542	119.542	119.542
Men's and boys' cut and sew apparel.....	03	8107	12/03	132.403	132.455	134.494	134.485	135.051

See footnotes at end of table.

Table 9. Producer price indexes for commodity and service groupings and individual items, not seasonally adjusted — Continued
 [November 2022, Index base 1982=100, unless otherwise indicated]

Title	Commodity code		Other index base	Unadjusted index ¹				
	Group code	Item code		July 2022	Aug. 2022 ^P	Sept. 2022 ^P	Oct. 2022 ^P	Nov. 2022 ^P
Men's and boys' work clothing and washable service apparel (excl. work shirts and jeans), mfpm.....	03	810712	12/03	129.178	129.526	131.194	131.194	131.194
Men's and boys' knit dress and sport shirts, made from purchased fabrics.....	03	810721	12/03	155.355	155.355	155.355	155.355	155.355
Men's and boys' woven dress and sport shirts, made from purchased fabrics.....	03	810722	12/03	138.462	138.462	—	—	—
Men's and boys' suits, coats, and overcoats.....	03	810735	12/13	111.681	111.681	111.681	111.681	111.681
Men's and boys' nontailored coats, jackets, and vests (excl. ski apparel & work jackets).....	03	810741	12/03	135.927	135.927	135.529	135.529	138.515
Men's and boys' heavyweight nontailored coats, jackets, and vests (excl. ski apparel & work).....	03	8107411	12/11	122.660	122.660	123.121	123.121	123.761
Men's and boys' lightweight nontailored coats, jackets, and vests (excl. ski apparel & work).....	03	8107412	12/11	151.413	151.413	149.940	149.940	155.843
Men's and boys' shorts (including dress and athletic) and swimwear, made from purchased fabric.....	03	810742	12/03	90.385	90.385	90.385	89.476	89.476
Men's and boys' sweaters, sweatpants, jogging suits, beachwear (exc. swimwear), & ski apparel.....	03	810743	12/03	130.695	130.695	130.695	130.695	130.695
Men's and boys' nightwear, robes, and underwear, made from purchased fabrics.....	03	810761	12/03	161.145	161.145	161.145	161.145	161.145
Apparel made in knitting mills.....	03	8108	12/03	122.646	122.646	122.646	122.647	122.647
Knit outerwear, underwear, and nightwear, made in knitting mills.....	03	810808	05/16	107.682	107.682	107.682	107.682	107.682
Hosiery and socks.....	03	810831	05/20	106.952	106.952	106.952	106.953	106.953
Textile house furnishings.....	03	82		179.590	178.068	178.595	180.311	180.311
Textile house furnishings.....	03	8203	06/83	193.441	191.802	192.369	194.217	194.217
Curtains and draperies, made from purchased materials.....	03	820304	12/05	142.249	142.249	142.249	149.462	149.462
Other textiles, including towels and bed textiles.....	03	820312	06/05	145.424	143.861	144.402	144.181	144.181
Fabricated textile products, made in weaving mills.....	03	8203121	06/11	108.189	108.189	108.189	104.512	104.514
Other household textile products.....	03	8203122	06/11	130.660	129.190	129.698	129.698	129.698
Bedspreads, made from purchased materials.....	03	82031221	12/11	139.542	139.542	139.542	139.542	139.542
Sheets and pillowcases, made from purchased materials.....	03	82031223	12/11	157.610	157.610	157.610	157.610	157.610
Other household furnishings, made from purchased materials.....	03	82031226	12/11	125.459	123.742	124.336	124.336	124.336
Industrial and other fabricated products.....	03	83		205.402	210.164	210.082	210.762	212.932
Industrial and other fabricated products.....	03	8303		204.599	209.343	209.260	209.938	212.100
Rope, cordage, and twine.....	03	830321	06/12	130.282	129.954	130.272	129.274	128.996
All other textile bags.....	03	830334	06/10	145.639	145.620	145.657	145.657	—
Canvas and related products.....	03	830345	06/03	178.594	178.707	178.723	180.235	180.235
All other fabricated textile products, excluding trimming and findings....	03	830351	12/85	155.229	162.467	162.254	162.635	165.932
All other miscellaneous fabricated textile products.....	03	8303516	09/18	116.023	118.545	118.833	119.229	122.654
Trimming and findings, excluding automobile and apparel.....	03	830361	12/06	193.454	195.240	195.240	195.240	195.240
Miscellaneous textile products/services.....	03	9	06/85	198.539	204.502	209.712	214.015	213.282
Miscellaneous textile products/services.....	03	94	09/18	135.664	139.739	143.299	146.239	145.739
Miscellaneous textile products/services.....	03	9401	09/18	135.664	139.739	143.299	146.239	145.739
Textile and fabric finishing, except broadwoven.....	03	940103	12/01	168.651	174.529	180.973	185.381	184.793
Hides, skins, leather, and related products.....	04	—		175.977	175.902	178.176	179.698	177.252
Hides and skins, incl. cattle.....	04	1		117.254	115.805	116.741	121.155	114.162
Hides and skins, incl. cattle.....	04	19	06/01	53.682	53.018	53.447	55.467	52.266
Hides, skins, and pelts, made in slaughtering plants.....	04	1901	06/01	53.682	53.018	53.447	55.467	52.266
Hides, skins, and pelts, made in slaughtering plants.....	04	190108	06/01	53.682	53.018	53.447	55.467	52.266
Leather.....	04	2		206.005	203.962	204.222	202.396	200.073
Finished and unfinished leather.....	04	27	12/97	112.932	111.812	111.955	110.954	109.681
Finished and unfinished leather.....	04	2701	12/97	112.932	111.812	111.955	110.954	109.681
Finished and unfinished leather.....	04	270102	12/03	94.205	93.271	93.390	92.555	91.492
Footwear.....	04	3		234.588	237.237	245.724	247.443	247.511
Men's nonathletic footwear.....	04	31		266.372	270.447	284.945	287.320	287.368
Men's footwear (size 6 and larger), excluding athletic.....	04	3105	12/93	185.760	188.602	198.712	200.368	200.402
Men's footwear (size 6 and larger), excluding athletic.....	04	310501	12/93	185.900	188.744	198.862	200.519	200.553
Women's nonathletic footwear.....	04	32		190.371	191.125	191.125	192.066	192.181
Women's footwear (size 4 and larger), excluding athletic.....	04	3205	12/93	148.837	149.427	149.427	150.163	150.252
Women's footwear (size 4 and larger), excluding athletic.....	04	320501	12/93	148.756	149.345	149.345	150.080	150.170
Other footwear including slippers.....	04	39	12/02	—	—	—	—	172.660
Other footwear, excluding rubber and plastic soled footwear.....	04	3901	12/02	—	—	—	—	172.660
Other footwear, excluding rubber and plastic soled footwear.....	04	390104	12/11	—	—	—	—	153.462
Other leather and related products.....	04	4		211.645	211.978	211.978	212.217	212.416
Luggage and small leather goods.....	04	41		189.849	190.168	190.168	190.268	190.268
Luggage and small leather goods.....	04	4101		189.849	190.168	190.168	190.268	190.268

See footnotes at end of table.

Table 9. Producer price indexes for commodity and service groupings and individual items, not seasonally adjusted — Continued
 [November 2022, Index base 1982=100, unless otherwise indicated]

Title	Commodity code		Other index base	Unadjusted index ¹				
	Group code	Item code		July 2022	Aug. 2022 ^P	Sept. 2022 ^P	Oct. 2022 ^P	Nov. 2022 ^P
Luggage (including suitcases, travel bags, backpacks, and other types).....	04	410112	12/84	142.849	143.184	143.184	143.184	143.184
Women's and children's handbags and purses.....	04	410128	06/82	195.851	195.851	195.851	196.103	196.103
Personal leather goods (excluding women's handbags and purses).....	04	410132	06/82	199.424	200.187	200.187	200.187	200.187
Leather and leather-like goods, n.e.c.....	04	45	06/85	224.315	224.639	224.639	225.053	225.517
Leather and leather-like goods, n.e.c.....	04	4501	06/85	224.315	224.639	224.639	225.053	225.517
All other leather goods.....	04	450101	06/85	248.728	249.133	249.133	249.651	250.231
Boot and shoe cut stock and findings.....	04	4501011	12/11	115.998	117.155	117.155	118.639	118.639
All other miscellaneous leather goods.....	04	4501014	12/11	151.718	151.718	151.718	151.718	152.141
Leather belts, made from purchased materials.....	04	450111	06/85	176.090	176.090	176.090	176.090	176.090
Fuels and related products and power.....	05	—		295.257	286.926	284.026	274.288	261.355
Coal.....	05	1		312.563	303.865	307.817	314.522	309.895
Anthracite.....	05	11		267.780	275.210	288.525	292.050	292.050
Prepared anthracite shipped.....	05	1101		317.847	326.666	342.470	346.654	346.654
Prepared anthracite shipped.....	05	110117	12/86	327.367	336.450	352.727	357.037	357.037
Bituminous coal and lignite.....	05	12		312.631	303.831	307.716	314.437	309.783
Unprepared bituminous coal and lignite.....	05	1208		173.463	174.652	178.789	179.265	180.750
Unprepared bituminous coal and lignite.....	05	12081		173.463	174.652	178.789	179.265	180.750
Unprepared bituminous coal and lignite from surface mine.....	05	120811	06/08	148.462	149.478	153.020	153.427	154.698
Prepared bituminous coal and lignite.....	05	1209	12/01	354.350	342.546	346.352	354.950	348.449
Prepared bituminous coal & lignite, washed by wet-washing, pneumatic, or other.....	05	12091	12/01	390.772	379.519	382.089	397.131	399.161
Prepared bituminous coal & lignite surface mine, wet-washing, pneumatic, or other.....	05	120911	06/08	115.556	115.556	115.556	115.556	—
Prepared bituminous coal & lignite underground mine, wet-washing, pneumatic, or other.....	05	120912	06/08	220.574	212.741	214.530	225.000	226.413
Prepared bituminous coal & lignite, mechanically crushed/screened/sized only.....	05	12092	12/01	334.160	320.481	326.421	326.501	307.086
Prepared bituminous coal & lignite surface mine, mechanically crushed/screened/sized only.....	05	120921	06/08	161.197	160.483	165.584	169.543	168.522
Prepared bituminous coal underground mine, mechanically crushed/screened/sized only.....	05	120922	06/08	479.223	437.177	437.177	422.353	362.704
Gas fuels.....	05	3		290.841	361.166	328.665	214.147	185.150
Natural gas.....	05	31		264.762	342.313	314.047	197.483	166.295
Natural gas.....	05	3101		264.762	342.313	314.047	197.483	166.295
Natural gas.....	05	310105	06/96	335.562	433.851	398.025	250.292	210.763
Natural gas from the wellhead.....	05	3101051	06/09	187.408	243.883	222.460	139.455	115.611
Natural gas from processing facilities.....	05	3101052	06/09	183.203	226.039	216.169	138.912	129.441
Liquefied petroleum gas.....	05	32		287.026	274.939	234.913	196.056	196.294
Liquefied petroleum gas.....	05	3201		287.026	274.939	234.913	196.056	196.294
Isopentane and natural gasoline.....	05	320102	06/09	118.012	106.692	96.811	100.118	95.419
Propane.....	05	320104		259.306	244.889	217.634	177.211	182.411
Butane.....	05	320105		188.250	174.310	153.654	132.631	136.368
Plant condensate, ethane, gas mixtures, and other natural gas liquids.....	05	320108	06/09	108.525	106.409	88.011	69.785	69.686
Electric power.....	05	4		261.010	265.432	265.511	256.187	248.284
Residential electric power.....	05	41	12/90	216.179	219.754	218.831	215.664	212.586
Residential electric power.....	05	4121	12/90	216.179	219.754	218.831	215.664	212.586
Residential electric power.....	05	412101	12/90	216.179	219.754	218.831	215.664	212.586
Residential electric power, New England.....	05	4121011	12/07	174.253	174.253	174.243	188.028	188.028
Residential electric power, Middle Atlantic.....	05	4121012	12/07	133.182	140.432	142.891	145.610	140.220
Residential electric power, East North Central.....	05	4121013	12/07	158.263	159.634	160.399	148.032	148.503
Residential electric power, West North Central.....	05	4121014	12/07	157.242	159.598	160.045	150.785	142.457
Residential electric power, South Atlantic.....	05	4121015	12/07	142.983	143.092	144.297	141.361	139.727
Residential electric power, East South Central.....	05	4121016	12/07	158.266	166.429	153.712	150.707	148.668
Residential electric power, West South Central.....	05	4121017	12/07	151.638	155.886	153.404	149.883	148.419
Residential electric power, Mountain.....	05	4121018	12/07	131.082	131.082	129.190	129.841	125.674
Residential electric power, Pacific.....	05	4121019	12/07	208.003	208.037	208.077	209.938	209.902
Commercial electric power.....	05	42		251.503	256.448	256.523	243.338	232.585
Commercial electric power.....	05	4221	12/90	220.133	224.461	224.527	212.987	203.575
Commercial electric power.....	05	422101	12/90	220.133	224.461	224.527	212.987	203.575
Commercial electric power, New England.....	05	4221011	12/07	178.796	178.796	178.788	180.997	180.997
Commercial electric power, Middle Atlantic.....	05	4221012	12/07	151.258	162.486	161.420	150.359	139.856
Commercial electric power, East North Central.....	05	4221013	12/07	146.185	146.427	146.853	134.811	134.059
Commercial electric power, West North Central.....	05	4221014	12/07	152.135	156.027	156.623	152.602	144.689
Commercial electric power, South Atlantic.....	05	4221015	12/07	119.869	120.114	121.452	120.851	120.686
Commercial electric power, East South Central.....	05	4221016	12/07	150.666	161.513	155.850	145.908	142.533
Commercial electric power, West South Central.....	05	4221017	12/07	146.414	146.646	149.789	145.071	134.751

See footnotes at end of table.

Table 9. Producer price indexes for commodity and service groupings and individual items, not seasonally adjusted — Continued
 [November 2022, Index base 1982=100, unless otherwise indicated]

Title	Commodity code		Other index base	Unadjusted index ¹				
	Group code	Item code		July 2022	Aug. 2022 ^P	Sept. 2022 ^P	Oct. 2022 ^P	Nov. 2022 ^P
Commercial electric power, Mountain.....	05	4221018	12/07	135.531	135.531	132.467	133.075	129.784
Commercial electric power, Pacific.....	05	4221019	12/07	213.496	213.546	213.654	191.364	174.139
Industrial electric power.....	05	43		297.134	300.917	304.208	288.517	275.437
Industrial electric power.....	05	4321	12/90	249.845	253.027	255.794	242.600	231.601
Industrial electric power.....	05	432101	12/90	249.845	253.027	255.794	242.600	231.601
Industrial electric power, New England.....	05	4321011	12/07	171.238	169.357	168.832	179.990	209.258
Industrial electric power, Middle Atlantic.....	05	4321012	12/07	174.259	173.343	178.121	175.949	167.922
Industrial electric power, East North Central.....	05	4321013	12/07	176.236	175.818	176.117	151.907	152.458
Industrial electric power, West North Central.....	05	4321014	12/07	172.791	178.932	170.221	160.330	150.162
Industrial electric power, South Atlantic.....	05	4321015	12/07	114.634	115.017	116.204	117.014	116.608
Industrial electric power, East South Central.....	05	4321016	12/07	147.686	152.573	155.610	138.310	135.751
Industrial electric power, West South Central.....	05	4321017	12/07	124.002	126.695	130.601	129.138	131.557
Industrial electric power, Mountain.....	05	4321018	12/07	207.981	218.631	229.060	228.846	164.734
Industrial electric power, Pacific.....	05	4321019	12/07	227.071	227.168	227.392	209.112	186.209
Transportation electric power.....	05	46	12/10	125.366	125.266	126.175	121.098	120.456
Transportation electric power.....	05	4621	12/10	125.366	125.266	126.175	121.098	120.456
Transportation electric power.....	05	462111	12/10	125.366	125.266	126.175	121.098	120.456
Utility natural gas.....	05	5	12/90	305.366	318.518	325.761	313.449	298.079
Residential natural gas.....	05	51	12/90	298.687	305.489	313.623	308.348	303.343
Residential natural gas.....	05	5121	12/90	298.687	305.489	313.623	308.348	303.343
Residential natural gas.....	05	512101	12/90	298.687	305.489	313.623	308.348	303.343
Residential natural gas, New England.....	05	5121011	06/12	161.731	150.275	169.451	172.642	188.242
Residential natural gas, Middle Atlantic.....	05	5121012	06/12	146.843	149.086	149.150	153.136	152.918
Residential natural gas, East North Central.....	05	5121013	06/12	179.090	185.346	186.139	182.224	178.065
Residential natural gas, West North Central.....	05	5121014	06/12	155.795	164.623	177.785	161.466	153.071
Residential natural gas, South Atlantic.....	05	5121015	06/12	149.411	147.659	158.847	157.027	146.697
Residential natural gas, East South Central.....	05	5121016	06/12	153.169	127.959	138.260	141.471	128.788
Residential natural gas, West South Central.....	05	5121017	06/12	208.036	230.166	232.124	224.967	216.057
Residential natural gas, Mountain.....	05	5121018	06/12	185.548	190.381	190.785	197.166	196.775
Residential natural gas, Pacific.....	05	5121019	06/12	174.332	182.574	185.798	173.526	175.445
Commercial natural gas.....	05	52	12/90	306.730	321.346	330.361	318.629	312.321
Commercial natural gas.....	05	5221	12/90	306.730	321.346	330.361	318.629	312.321
Commercial natural gas.....	05	522101	12/90	306.730	321.346	330.361	318.629	312.321
Commercial natural gas, New England.....	05	5221011	06/12	172.232	153.912	180.063	183.832	201.624
Commercial natural gas, Middle Atlantic.....	05	5221012	06/12	142.935	149.782	150.960	142.963	142.208
Commercial natural gas, East North Central.....	05	5221013	06/12	185.900	197.731	199.858	196.342	196.748
Commercial natural gas, West North Central.....	05	5221014	06/12	174.859	192.546	202.176	177.008	166.763
Commercial natural gas, South Atlantic.....	05	5221015	06/12	152.739	152.320	162.104	160.306	140.002
Commercial natural gas, East South Central.....	05	5221016	06/12	168.803	161.199	171.329	165.054	146.576
Commercial natural gas, West South Central.....	05	5221017	06/12	237.164	268.017	258.509	257.261	238.770
Commercial natural gas, Mountain.....	05	5221018	06/12	195.782	203.609	203.677	213.670	213.260
Commercial natural gas, Pacific.....	05	5221019	06/12	198.645	212.990	222.207	199.239	210.763
Industrial natural gas.....	05	53	12/90	252.299	279.261	289.147	275.468	267.412
Industrial natural gas.....	05	5321	12/90	252.299	279.261	289.147	275.468	267.412
Industrial natural gas.....	05	532101	12/90	252.299	279.261	289.147	275.468	267.412
Industrial natural gas, New England.....	05	5321011	09/16	178.747	154.802	188.164	193.777	211.195
Industrial natural gas, Middle Atlantic.....	05	5321012	09/16	160.163	171.692	172.840	203.688	201.172
Industrial natural gas, East North Central.....	05	5321013	06/12	176.580	208.078	209.651	189.640	185.954
Industrial natural gas, West North Central.....	05	5321014	06/12	167.516	176.026	190.803	182.211	173.542
Industrial natural gas, South Atlantic.....	05	5321015	09/16	163.565	163.855	179.177	172.786	162.618
Industrial natural gas, East South Central.....	05	5321016	09/16	183.535	171.732	179.274	182.451	164.992
Industrial natural gas, West South Central.....	05	5321017	09/16	212.623	253.466	257.992	237.047	218.961
Industrial natural gas, Mountain.....	05	5321018	09/16	141.435	148.794	149.053	150.171	150.174
Industrial natural gas, Pacific.....	05	5321019	09/16	124.331	131.445	138.366	129.345	144.907
Natural gas to electric power.....	05	54	12/90	273.112	288.510	292.834	275.165	247.547
Natural gas to electric power.....	05	5421	12/90	273.112	288.510	292.834	275.165	247.547
Natural gas to electric power.....	05	542101	12/90	273.112	288.510	292.834	275.165	247.547
Crude petroleum (domestic production).....	05	6		275.308	258.826	241.981	247.633	241.975
Crude petroleum (domestic production).....	05	61		275.308	258.826	241.981	247.633	241.975
Crude petroleum (domestic production).....	05	6101		275.308	258.826	241.981	247.633	241.975
Crude petroleum (domestic production).....	05	610102	06/84	299.849	281.898	263.551	269.707	263.545
Petroleum products, refined.....	05	7		406.401	354.467	360.723	380.249	362.550
Gasoline.....	05	71		350.652	295.590	281.146	293.019	270.313
Unleaded premium gasoline.....	05	7103		395.198	326.528	316.247	322.401	309.432
Unleaded premium gasoline.....	05	710304	06/02	447.727	369.930	358.282	365.254	350.561

See footnotes at end of table.

Table 9. Producer price indexes for commodity and service groupings and individual items, not seasonally adjusted — Continued
 [November 2022, Index base 1982=100, unless otherwise indicated]

Title	Commodity code		Other index base	Unadjusted index ¹				
	Group code	Item code		July 2022	Aug. 2022 ^P	Sept. 2022 ^P	Oct. 2022 ^P	Nov. 2022 ^P
Unleaded regular gasoline.....	05	7104		341.310	288.744	272.651	285.759	261.709
Unleaded regular gasoline.....	05	710404	06/02	410.126	346.962	327.624	343.374	314.476
Unleaded mid-premium gasoline.....	05	7105	12/87	601.096	483.286	473.567	490.405	452.933
Unleaded mid-premium gasoline.....	05	710504	06/02	411.069	330.503	323.857	335.371	309.746
Kerosene and jet fuels.....	05	72		403.655	359.685	367.600	363.939	364.441
Kerosene.....	05	7202		393.389	364.768	396.264	399.779	391.908
Kerosene.....	05	720201		393.407	364.784	396.281	399.797	391.925
Jet fuel.....	05	7203		405.175	360.377	367.214	363.210	364.103
Jet fuel.....	05	720301		408.291	363.149	370.038	366.003	366.903
Light fuel oils.....	05	73		531.451	466.971	512.191	565.961	544.494
Home heating oil and distillates.....	05	7302		358.820	336.743	339.342	382.348	341.910
Home heating oil and distillates.....	05	730201		358.820	336.743	339.342	382.348	341.910
No. 2 diesel fuel.....	05	7303		568.603	497.425	548.658	605.502	585.184
No. 2 diesel fuel.....	05	730302	06/85	711.750	622.653	686.784	757.939	732.506
Residual fuels (heavy fuel oils, incl. #5, #6, & other residual fuels).....	05	74		296.980	247.435	242.251	198.777	197.349
Residual fuels (heavy fuel oils, incl. #5, #6, & other residual fuels).....	05	7407	06/85	436.268	363.485	355.869	292.005	289.908
Residual fuels (heavy fuel oils, incl. #5, #6, & other residual fuels).....	05	740703	06/02	385.577	321.252	314.520	258.077	256.223
Finished lubricants.....	05	76		583.555	588.222	604.246	612.092	614.070
Lubricating and similar oils.....	05	7604	06/85	559.264	564.119	580.789	588.771	590.829
Lubricating and similar oils not from petroleum refineries.....	05	760401	06/85	541.544	546.246	562.387	570.116	572.109
Lubricating oil base stocks.....	05	78	06/09	258.195	256.263	242.322	235.500	231.218
Lubricating oil base stocks.....	05	7801	06/09	258.195	256.263	242.322	235.500	231.218
Lubricating oil base stocks.....	05	780121	06/09	258.195	256.263	242.322	235.500	231.218
Asphalt and other petroleum and coal products, n.e.c.....	05	8	12/84	528.040	518.670	487.140	456.898	447.099
Asphalt and other petroleum and coal products, n.e.c.....	05	81	12/84	528.040	518.670	487.140	456.898	447.099
Asphalt.....	05	8102	06/85	425.062	403.847	358.686	297.203	275.390
Asphalt.....	05	810212	06/85	425.062	403.847	358.686	297.203	275.390
Other petroleum and coal products, including coke oven products, n.e.c.....	05	8103	12/84	897.751	908.396	893.240	914.017	924.428
Other petroleum and coal products, including coke oven products, n.e.c.....	05	810319	12/84	897.751	908.396	893.240	914.017	924.428
Other petroleum and coal products, made in coke oven establishments.....	05	8103191	06/09	198.907	198.979	200.096	199.160	196.982
Chemicals and allied products.....	06	—		379.072	371.431	369.043	367.484	365.718
Industrial chemicals.....	06	1		379.705	358.058	352.530	349.567	345.774
Basic inorganic chemicals.....	06	13		383.504	384.233	388.253	395.158	400.561
Inorganic chemicals, other than alkalis and chlorine.....	06	1302		351.974	350.303	352.287	353.399	357.284
Aluminum compounds.....	06	130209	06/95	138.961	139.868	139.868	139.868	139.868
Inorganic acids, inc. hydrochloric, sulfuric acid and other.....	06	13020T	12/08	165.876	151.453	153.603	154.454	155.830
Sulfuric acid.....	06	13020T1	06/87	340.449	301.901	302.824	299.787	299.787
Lime.....	06	130213		344.459	344.459	344.580	351.295	352.907
Potassium & sodium compounds, ex. bleaches.....	06	130217	06/01	400.122	417.167	422.313	439.672	452.991
Rock salt.....	06	130271	12/84	386.268	401.449	401.449	401.449	402.023
Other inorganic chemicals, nec.....	06	130283	12/06	177.271	178.458	178.665	176.906	178.922
All other inorganic chemicals.....	06	1302833	12/08	121.609	122.912	123.138	122.872	123.672
Alkalis and chlorine, including natural sodium carbonate and sulfate.....	06	1303		543.511	551.138	561.641	586.145	596.828
Chlorine, sodium hydroxide, and other alkalis.....	06	130302	06/05	280.904	285.597	291.839	305.790	312.118
Sodium hydroxide (caustic soda).....	06	1303024	12/07	229.878	231.638	233.452	241.293	247.417
Other alkalis.....	06	1303028	12/11	163.476	168.963	176.961	181.884	184.149
Basic organic chemicals.....	06	14		380.353	355.107	348.056	343.528	338.273
Primary basic organic chemicals.....	06	1401		396.313	338.583	326.143	304.832	285.948
Aromatics.....	06	140197	06/01	431.096	304.123	272.866	277.659	278.416
Liquid refinery gases.....	06	140198	06/01	339.266	316.934	313.809	283.342	257.790
Cyclic intermediate chemicals and dyes.....	06	1402		307.116	304.951	300.389	300.921	301.059
Cyclic intermediate chemicals.....	06	140281	06/01	291.445	289.379	284.719	285.093	285.477
Synthetic organic dyes.....	06	140282	06/01	126.443	125.628	125.795	126.825	125.318
Other basic organics.....	06	1403		332.265	326.879	323.570	328.862	331.663
Ethanol (ethyl alcohol).....	06	140341		328.089	315.174	314.176	306.438	319.191
Other basic organics, n.e.c.....	06	140399	06/87	325.350	322.380	318.452	327.564	327.279
Fatty acids.....	06	1403991	12/07	293.133	281.372	270.086	254.535	257.859
Bulk pesticides and other bulk synthetic organic agricultural chemicals, excluding preparation.....	06	1403992	12/07	289.984	289.966	290.500	290.500	290.500
Industrial organic flavor oil mixtures and blends.....	06	1403993	12/08	461.847	463.424	463.424	463.424	463.424
Natural organic chemicals.....	06	1403995	12/08	150.724	153.423	145.962	160.146	157.900
Synthetic organic chemicals for use as flavor and perfume materials.....	06	1403997	12/07	134.803	137.182	137.182	137.182	—
Synthetic organic plasticizers.....	06	1403999	12/07	181.830	179.830	169.146	162.124	160.266

See footnotes at end of table.

Table 9. Producer price indexes for commodity and service groupings and individual items, not seasonally adjusted — Continued
 [November 2022, Index base 1982=100, unless otherwise indicated]

Title	Commodity code		Other index base	Unadjusted index ¹				
	Group code	Item code		July 2022	Aug. 2022 ^P	Sept. 2022 ^P	Oct. 2022 ^P	Nov. 2022 ^P
Other synthetic organic chemicals.....	06	140399A	12/07	112.610	111.548	112.660	114.745	111.289
Miscellaneous end use chemicals and chemical products, excluding urea.....	06	140399B	12/07	214.316	217.865	217.072	222.237	220.438
Miscellaneous cyclic and acyclic chemicals and chemical products, excluding fatty acid esters.....	06	140399C	12/07	159.209	152.007	146.712	158.738	163.159
Paints and allied products.....	06	2		397.234	400.884	405.215	405.587	409.985
Prepared paint.....	06	21		417.643	418.949	422.141	424.333	424.742
Architectural coatings.....	06	2101		496.313	496.885	500.888	506.400	506.378
Architectural coatings.....	06	210104	12/03	272.274	272.588	274.784	277.808	277.796
Exterior architectural coatings.....	06	2101041	12/12	176.367	176.911	179.801	182.102	182.081
Interior architectural coatings.....	06	2101042	12/12	151.757	151.757	152.229	153.739	153.739
OEM finishes excluding marine coatings.....	06	2102	06/83	263.623	263.017	265.543	267.462	267.969
OEM finishes excluding marine coatings.....	06	210201	06/83	263.623	263.017	265.543	267.462	267.969
Transportation finishes, except powdered and high-solids coatings. . .	06	2102011	12/12	119.626	118.596	119.507	123.421	123.421
All other product finishes for original equipment manufacturers (OEM), excluding marine coating.....	06	2102012	12/12	147.143	147.134	148.647	148.393	148.776
Special purpose coatings, incl. marine, industrial & construction coatings.....	06	2103	06/83	546.797	553.761	556.341	552.173	553.148
Special purpose coatings, incl. marine, industrial & construction coatings.....	06	210301	06/83	546.797	553.761	556.341	552.173	553.148
Paint materials.....	06	22		324.872	335.035	341.853	337.969	353.464
Paint colors.....	06	2202		272.620	282.135	287.303	283.666	298.174
All other inorganic pigments, including TiO2, chrome colors, and other white opaque pigments.....	06	22020N	09/21	120.853	126.018	128.228	126.197	134.299
Synthetic organic pigments.....	06	220298	06/87	183.412	184.282	188.227	188.227	188.227
Kaolin and ball clay.....	06	2204		239.667	239.667	248.904	248.904	248.904
Kaolin and ball clay.....	06	220407		274.773	274.773	285.364	285.364	285.364
Allied and miscellaneous paint products.....	06	23	06/83	424.159	425.103	431.862	428.533	428.663
Allied and miscellaneous paint products.....	06	2301	06/83	424.159	425.103	431.862	428.533	428.663
Allied and miscellaneous paint products.....	06	230104	12/03	240.114	240.649	244.475	242.590	242.664
Drugs and pharmaceuticals.....	06	3		645.248	645.569	645.531	645.844	646.161
Medicinal and botanical chemicals, drugs, and other products.....	06	31		183.661	183.809	184.422	184.298	185.246
Medicinal and botanical chemicals, drugs, and other products.....	06	3102	06/82	183.715	183.863	184.476	184.353	185.300
Synthetic organic medicinal chemicals, medicinal & botanical drugs, & other products.....	06	310203	06/82	183.715	183.863	184.476	184.353	185.300
Biological products, including diagnostics.....	06	37		311.747	312.092	311.700	311.642	311.869
Biological products, excluding diagnostic, for veterinary, industrial, and all other misc. uses.....	06	3717	12/04	147.111	149.186	149.360	149.360	149.360
Diagnostics.....	06	3718	06/09	140.269	140.096	139.556	139.491	139.770
In-vitro diagnostic substances.....	06	371801		226.091	226.292	225.245	225.615	225.615
Biological products, excluding diagnostic, for human use.....	06	3719	06/09	152.238	152.241	152.252	152.247	152.246
Pharmaceutical preparations.....	06	38	06/01	282.409	282.499	282.510	282.724	282.758
Pharmaceuticals affecting neoplasms, the endocrine system, & metabolic diseases.....	06	3801	06/01	310.628	310.766	310.766	310.766	310.766
Cancer therapy products.....	06	380102	12/09	114.886	114.886	114.886	114.886	114.886
Insulin/antidiabetes products.....	06	380103	12/09	307.839	307.839	307.839	307.839	307.839
Other neoplasms, endocrine system, and metabolic diseases.....	06	380104	12/09	175.002	175.002	175.002	175.002	175.002
Hormones and oral contraceptives.....	06	380105	12/09	224.381	225.193	225.193	225.193	225.193
Pharmaceuticals acting on the central nervous system and the sense organs.....	06	3802	06/01	328.249	328.273	328.273	328.273	328.273
Analgesics.....	06	380202	12/09	277.105	277.153	277.153	277.153	277.153
Analgesics, over-the-counter.....	06	380202OC	06/81	262.282	263.265	263.265	263.265	263.265
Analgesics, prescription.....	06	380202RX	06/81	2,381.186	2,381.186	2,381.186	2,381.186	2,381.186
Psychotherapeutics.....	06	380203	12/09	186.144	186.144	186.144	186.144	186.144
Antidepressants.....	06	3802031	12/09	185.322	185.322	185.322	185.322	185.322
Other psychotherapeutics, including tranquilizers.....	06	3802032	12/09	201.418	201.418	201.418	201.418	201.418
Anticonvulsants.....	06	380204	12/09	245.476	245.476	245.476	245.476	245.476
Other central nervous system and sense organs.....	06	380205	12/09	196.726	196.726	196.726	196.726	196.726
Pharmaceuticals acting on the cardiovascular system.....	06	3803	06/01	425.389	425.389	425.389	425.389	425.389
Other cardiovascular preparations.....	06	380305	12/09	319.406	319.406	319.406	319.406	319.406
Pharmaceuticals acting on the respiratory system.....	06	3804	06/01	231.986	231.986	231.986	232.371	232.371
Antihistamines and bronchodilators, including antiasthmatics.....	06	380402	12/07	163.432	163.432	163.432	163.432	163.432
Other respiratory preparations.....	06	380403	12/07	198.378	198.378	198.378	198.826	198.826
Other respiratory preparations, over-the-counter.....	06	380403OC	12/07	120.313	120.313	120.313	122.349	122.349
Other respiratory preparations, prescription.....	06	380403RX	12/07	220.107	220.107	220.107	220.107	220.107
Pharmaceuticals acting on the digestive or the genito-urinary systems. . .	06	3805	06/01	201.636	201.636	201.636	201.636	201.724
Other digestive or genito-urinary preparations.....	06	380503	12/09	146.641	146.641	146.641	146.641	146.707
Other digestive or genito-urinary preparations, prescription.....	06	380503RX	06/01	221.161	221.161	221.161	221.161	221.259
Pharmaceuticals acting on the skin.....	06	3806	06/01	190.026	190.026	190.026	190.026	190.026

See footnotes at end of table.

Table 9. Producer price indexes for commodity and service groupings and individual items, not seasonally adjusted — Continued
 [November 2022, Index base 1982=100, unless otherwise indicated]

Title	Commodity code		Other index base	Unadjusted index ¹				
	Group code	Item code		July 2022	Aug. 2022 ^P	Sept. 2022 ^P	Oct. 2022 ^P	Nov. 2022 ^P
Other pharmaceutical preparations acting on the skin.....	06	380603	12/09	124.637	124.637	124.637	124.637	124.637
Anti-acne preparations.....	06	380604	12/09	111.726	111.726	111.726	111.726	111.726
Vitamin, nutrient, and hematinic preparations.....	06	3807	06/01	145.358	145.775	145.865	146.987	146.987
Multivitamins.....	06	380702	12/09	117.544	117.544	117.544	118.171	118.171
Other vitamins and nutrients.....	06	380703	12/09	134.053	134.730	134.876	136.155	136.155
Pharmaceuticals affecting parasitic and infective diseases.....	06	3808	06/01	272.954	272.954	272.954	272.954	273.298
Broad and medium spectrum antibiotics.....	06	380802	12/09	170.335	170.335	170.335	170.335	171.403
Systemic antivirals.....	06	380803	12/09	190.053	190.053	190.053	190.053	190.053
Other parasitic and infective diseases.....	06	380804	12/09	206.934	206.934	206.934	206.934	206.934
Fats and oils, inedible.....	06	4		395.613	399.102	394.758	390.723	414.799
Fats and oils, inedible.....	06	41		395.613	399.102	394.758	390.723	414.799
Fats and oils, inedible.....	06	4101		395.613	399.102	394.758	390.723	414.799
Soybean oil, processed for inedible purposes.....	06	410131	06/95	229.468	231.795	227.429	223.378	240.657
Crude soybean oil, degummed, made from soybeans crushed in the same establishment.....	06	4101311	12/07	95.366	95.373	93.253	93.870	96.353
Soybean oil, all other types.....	06	4101312	12/07	182.580	185.226	182.005	176.876	194.518
Lard, inedible tallow, and grease, except wool grease.....	06	410132	06/02	634.003	636.813	646.818	656.061	664.202
Agricultural chemicals and chemical products.....	06	5		370.942	374.231	374.329	381.713	382.233
Mixed fertilizers.....	06	51		265.968	286.980	286.290	287.479	287.326
Mixed fertilizers.....	06	5105	06/86	280.646	302.818	302.089	303.344	303.183
Mixed fertilizers.....	06	510501	06/86	280.646	302.818	302.089	303.344	303.183
Mixed fertilizers, made in plants which manufacture fertilizer materials.....	06	5105011	12/09	257.133	287.772	287.772	287.772	287.772
Mixed fertilizers, dry, mixing only.....	06	5105012	12/09	130.708	141.504	140.902	140.496	141.078
Mixed fertilizers, liquid, mixing only.....	06	5105013	12/09	165.197	156.341	156.067	164.276	160.378
Fertilizer materials.....	06	52		443.593	439.933	437.749	448.751	450.870
Nitrogenates.....	06	5201		552.613	543.307	536.832	565.279	571.082
Fertilizer materials of organic origin.....	06	520137	12/93	234.613	234.613	234.613	234.613	234.613
Synthetic ammonia, nitric acid, ammonium compounds, and urea.....	06	52013A	12/14	180.314	177.149	174.947	184.622	186.595
Phosphates.....	06	5202		365.982	365.982	366.568	366.267	366.003
Phosphoric acid, 52-54 percent APA, superphosphates and other phosphate fertilizer materials.....	06	52026A	12/14	158.443	158.443	158.697	158.567	158.452
Other agricultural chemicals.....	06	53		287.994	288.878	291.279	296.946	296.287
Other agricultural chemicals.....	06	5301		287.994	288.878	291.279	296.946	296.287
Lawn and garden pesticides and chemicals.....	06	530107	06/03	173.435	172.946	190.643	190.643	192.613
Household and institutional pesticides and chemicals.....	06	530108	06/03	172.828	172.828	174.259	174.259	174.259
Agricultural and commercial pesticides and chemicals.....	06	530109	06/03	197.859	198.589	199.238	203.729	203.085
Plastic resins and materials.....	06	6		319.830	309.932	306.964	299.724	288.489
Thermoplastic resins and plastics materials.....	06	62		326.056	314.594	310.751	302.518	288.442
Thermoplastic resins and plastics materials.....	06	6212	12/03	226.575	218.610	215.940	210.218	200.437
Thermoplastic resins and plastics materials.....	06	621201	12/03	226.575	218.610	215.940	210.218	200.437
Thermosetting resins and plastics materials.....	06	63		304.056	303.268	305.582	304.059	309.855
Thermosetting resins and plastics materials.....	06	6306	12/98	216.674	216.112	217.762	216.677	220.806
Thermosetting resins and plastics materials.....	06	630601	12/98	216.674	216.112	217.762	216.677	220.806
Other chemicals and allied products.....	06	7		245.653	248.548	247.809	247.761	249.447
Soaps and detergents.....	06	71		211.213	212.880	214.970	215.407	218.315
Soaps and other detergents.....	06	7104	06/83	202.860	204.461	206.469	206.889	209.682
Soaps and detergents, commercial, industrial, and institutional.....	06	710401	06/83	288.488	290.083	290.179	290.875	292.214
Commercial, industrial, and institutional hard surface cleaners.....	06	71040101	12/11	111.177	112.212	112.212	112.212	112.212
Commercial, industrial, and institutional laundry detergents.....	06	71040102	12/11	131.767	132.194	132.194	133.150	133.150
Commercial, industrial, and institutional dishwashing detergents.....	06	71040103	12/11	140.451	140.893	140.893	140.893	140.893
Commercial, industrial, and institutional metal cleaners.....	06	71040104	12/11	142.628	142.756	142.756	142.756	142.756
Dairy, farm, and food plant cleaners, sanitizers, etc.....	06	71040106	12/11	135.822	135.822	135.822	135.822	135.822
Commercial, industrial, and institutional soaps, excluding specialty cleaners.....	06	71040107	12/11	136.693	139.313	139.677	140.081	140.081
Commercial, industrial, and institutional scouring cleaners.....	06	71040109	05/18	100.485	100.485	100.485	—	—
Household detergents.....	06	710402		165.077	165.235	169.023	169.400	173.782
Household alkaline detergents and cleaners.....	06	7104021	05/18	118.507	118.903	128.399	128.447	139.432
Household dry and liquid laundry detergents.....	06	7104022	05/18	105.561	105.561	105.561	105.881	105.881
Soaps, excluding specialty cleaners, household.....	06	710403	06/83	212.317	221.123	220.419	220.438	220.438
Polish and other sanitation goods.....	06	72	06/83	223.134	226.413	226.850	227.201	227.201
Polish and other sanitation goods.....	06	7201	06/83	223.134	226.413	226.850	227.201	227.201
Polishing preparations and related products.....	06	720103	06/83	291.031	293.058	293.506	295.161	295.161
Specialty cleaning and sanitation products.....	06	720105	05/17	117.739	120.039	120.333	120.474	120.474
Disinfectants, nonagricultural, industrial and institutional.....	06	7201051	05/17	149.669	155.350	156.499	156.499	156.499
Air and room fresheners.....	06	7201053	12/11	120.565	126.716	126.777	126.777	126.777

See footnotes at end of table.

Table 9. Producer price indexes for commodity and service groupings and individual items, not seasonally adjusted — Continued
 [November 2022, Index base 1982=100, unless otherwise indicated]

Title	Commodity code		Other index base	Unadjusted index ¹				
	Group code	Item code		July 2022	Aug. 2022 ^P	Sept. 2022 ^P	Oct. 2022 ^P	Nov. 2022 ^P
Laundry fabric softeners and rinses, liquid and dry.....	06	7201058	05/17	109.531	109.531	109.558	109.558	109.558
Other specialty cleaning and sanitation products.....	06	7201059	12/11	118.975	120.009	120.306	120.704	120.704
Cosmetics and other toilet preparations.....	06	75		179.176	180.077	180.352	181.325	181.522
Shaving preparations.....	06	7502		190.188	190.604	190.731	190.731	191.299
Shaving preparations.....	06	750206	06/99	168.276	168.644	168.757	168.757	169.260
Perfumes, toilet waters, and colognes.....	06	7503		186.072	186.072	186.072	188.206	188.206
Perfumes, toilet waters, and colognes.....	06	750306	06/99	116.055	116.055	116.055	117.386	117.386
Hair preparations (including shampoos).....	06	7504		204.788	209.442	210.402	212.013	212.806
Hair preparations (including shampoos).....	06	750407	06/99	151.578	155.023	155.734	156.926	157.513
Hair preparations incl professional, consumer, and cream/gel shampoos.....	06	75040701	12/11	134.625	137.301	138.087	139.171	139.785
Hair tonics and hair dressings incl professional and consumer use. . .	06	75040702	12/11	109.084	112.581	112.682	113.476	113.651
Toothpastes, denture cleaners, and mouthwashes.....	06	7505		158.936	158.936	159.033	158.898	159.035
Denture cleaners, mouthwashes, gargles, and rinses.....	06	750504	12/11	125.616	125.616	125.747	125.564	125.749
Creams, lotions, and oils, excluding shaving, hair, and deodorant.....	06	7514	06/99	125.362	125.362	125.591	127.312	127.312
Creams, lotions, and oils, excluding shaving, hair, and deodorant.....	06	751401	06/99	125.362	125.362	125.591	127.312	127.312
Other cosmetics and toilet preparations.....	06	7515	06/99	120.373	120.373	120.396	120.428	120.469
Other cosmetics and toilet preparations.....	06	751501	06/99	120.373	120.373	120.396	120.428	120.469
Misc. chemical prod. and preparations.....	06	79		314.138	318.916	316.010	314.927	317.584
Explosives, propellants, and blasting accessories.....	06	7902		270.108	271.465	271.087	274.712	278.355
Explosives, propellants, and blasting accessories.....	06	790234	12/03	166.028	166.862	166.629	168.858	171.097
Industrial gases.....	06	7903		361.484	359.580	361.439	362.581	385.211
Carbon dioxide.....	06	790302		502.265	505.814	518.456	516.622	512.011
Nitrogen.....	06	790303		282.385	283.217	285.992	292.594	298.556
Oxygen.....	06	790304		547.529	545.630	547.010	546.640	555.292
Argon and hydrogen.....	06	790309	06/09	83.228	82.946	83.771	83.675	83.637
Other industrial gases (including fluorocarbon and acetylene).....	06	790312	06/09	282.038	279.082	279.082	279.082	310.261
Adhesives and sealants.....	06	7904	12/83	343.968	350.149	352.770	353.635	354.377
Synthetic resin and rubber adhesives.....	06	790402	12/83	343.741	352.153	356.249	357.388	357.842
Epoxy adhesives.....	06	7904021	12/11	142.962	148.279	156.030	156.030	156.030
Other synthetic resin and rubber adhesives.....	06	7904026	12/11	133.623	135.115	136.572	136.949	137.059
Structural sealants (load bearing).....	06	790407	12/11	119.574	119.574	119.574	120.486	120.486
Nonstructural caulking compounds and sealants.....	06	79040A	12/11	172.584	174.036	174.088	174.130	174.991
Surface active agents.....	06	7905	12/83	359.015	362.054	355.720	348.884	347.864
Textile and leather assistants and finishes.....	06	790501	12/83	275.978	270.526	276.522	276.721	269.687
Surfactants (bulk surface active agents).....	06	790502	12/83	383.184	388.334	378.915	370.285	370.724
Gum and wood chemicals, including wood distillation products.....	06	7906	06/84	510.786	526.847	523.848	553.094	556.169
Gum and wood chemicals, including wood distillation products.....	06	790607	12/03	333.482	343.968	342.010	361.104	363.111
Other miscellaneous chemical products.....	06	7909		264.285	270.736	265.788	264.146	263.557
Carbon black.....	06	790918	12/83	683.964	675.632	674.621	633.952	620.183
Printing ink.....	06	790919	06/84	253.604	257.308	255.952	255.979	256.317
Gravure printing inks.....	06	7909192	12/11	104.767	104.767	104.715	104.715	104.715
Lithographic and offset inks.....	06	7909193	12/11	126.606	127.432	127.432	127.432	127.432
News and nonheat web offset printing inks.....	06	79091931	12/11	136.230	136.230	136.230	136.230	136.230
Publication and commercial web inks.....	06	79091932	12/11	123.760	123.760	123.760	123.760	123.760
Sheet-fed general inks.....	06	79091933	12/11	128.723	131.332	131.332	131.332	131.332
Sheet-fed packaging inks.....	06	79091934	12/11	124.311	126.455	126.455	126.455	126.455
Flexographic printing inks.....	06	7909194	12/11	157.745	166.304	166.304	166.304	166.304
Nonimpact/digital inks.....	06	7909195	12/11	176.171	176.366	173.527	173.430	174.142
All other printing inks.....	06	7909196	12/11	114.528	114.528	115.911	116.551	116.211
Water-treating compounds.....	06	790961	06/85	231.645	231.989	221.724	221.350	222.306
Automotive chemicals.....	06	790991	06/09	114.488	114.488	114.566	115.927	116.690
Other chemical preparations, n.e.c.....	06	790999	06/85	284.938	297.069	291.382	291.591	291.183
Rubber and plastic products.....	07	-		257.969	259.831	259.353	257.846	256.899
Rubber and rubber products.....	07	1		220.392	221.379	221.509	222.004	221.072
Synthetic rubber, inc. styrene-butadiene rubber (SBR) and ethylene propylene.....	07	11		265.281	265.420	262.472	258.054	248.952
Synthetic rubber.....	07	1102		266.660	266.800	263.837	259.396	250.246
Synthetic rubber, inc. sbr and ethylene propylene.....	07	110224	06/03	211.262	211.373	209.026	205.508	198.259
Tires, tubes, tread, & repair materials.....	07	12		184.353	185.747	186.596	188.519	189.537
Tires.....	07	1201		179.972	181.270	182.151	184.146	185.202
Pneumatic tires (including passenger, truck, bus, tractor, industrial, and other tires).....	07	12010		179.881	181.188	182.076	184.086	185.150
Passenger car pneumatic tires.....	07	120104	12/03	181.801	183.612	183.612	188.211	188.553
Truck and bus (including off-the-highway) pneumatic tires.....	07	120105		189.934	190.910	193.300	191.435	194.169
Tread rubber, tire sundries, and repair materials.....	07	1203		274.291	277.888	277.888	277.905	277.905
Tread rubber, tire sundries, and repair materials.....	07	120354	12/03	197.316	199.903	199.903	199.915	199.915

See footnotes at end of table.

Table 9. Producer price indexes for commodity and service groupings and individual items, not seasonally adjusted — Continued
 [November 2022, Index base 1982=100, unless otherwise indicated]

Title	Commodity code		Other index base	Unadjusted index ¹				
	Group code	Item code		July 2022	Aug. 2022 ^P	Sept. 2022 ^P	Oct. 2022 ^P	Nov. 2022 ^P
Miscellaneous rubber products.....	07	13		247.448	248.342	248.797	249.540	249.401
Rubber and plastics footwear, including athletic footwear.....	07	1301		156.437	156.491	156.491	156.491	156.491
Rubber and plastics footwear, including athletic footwear.....	07	130109	12/11	116.603	116.643	116.643	116.643	116.643
Rubber and plastic belts and belting.....	07	1303		341.284	345.582	345.888	347.160	347.421
Flat rubber and plastics belts and belting.....	07	130371	12/03	312.734	313.563	313.994	313.994	314.362
Rubber and plastics transmission belts and belting (excluding flat).....	07	130372	12/03	149.934	154.591	154.591	156.189	156.189
Rubber and plastics hose.....	07	1304		303.904	303.904	303.904	300.440	296.113
Rubber and plastics hose.....	07	130411	12/11	134.750	134.750	134.750	133.214	131.296
Industrial rubber and plastics hose without fittings.....	07	1304116	12/11	123.724	123.724	123.724	121.201	121.201
Rubber and plastics water hose (incl. fire, irrigation, etc.).....	07	1304117	12/11	185.547	185.547	185.547	184.537	184.537
Rubber and plastics hose for on- and off-highway motor vehicles.....	07	1304118	12/11	121.010	121.010	121.010	118.989	114.246
Miscellaneous rubber products, n.e.c.....	07	1306	06/83	221.554	222.256	222.773	223.996	224.364
All other industrial rubber products.....	07	130604	06/83	319.648	321.335	321.711	323.065	326.540
All other miscellaneous rubber goods.....	07	130606	06/83	234.758	235.314	239.210	239.133	239.133
Rubber compounds or mixtures for sale or interplant transfer.....	07	130612	06/83	305.984	305.995	306.005	312.671	312.671
Rubber druggist and medical sundries, excluding gloves.....	07	130616	12/03	142.016	142.134	142.257	142.257	142.257
Rubber products for mechanical use.....	07	130617	12/04	131.848	132.265	132.273	132.273	132.332
Molded rubber mechanical goods automotive.....	07	1306171	12/11	94.728	94.902	94.902	94.902	94.902
Molded rubber mechanical goods, transportation/off-highway.....	07	1306172	12/11	122.099	123.316	123.316	123.316	123.316
Other molded rubber mechanical goods (excluding tubing).....	07	1306179	12/11	142.089	142.960	143.007	143.007	143.007
Other extruded rubber mechanical goods (excl. auto)(excl. tubing).....	07	130617C	12/11	125.498	124.885	124.885	124.885	125.940
Rubber coated fabrics and garments.....	07	130618	06/06	193.789	194.596	194.597	197.176	197.176
Plastic products.....	07	2		280.858	283.099	282.388	280.113	279.127
Plastic construction products.....	07	21		361.009	362.153	360.813	357.976	356.180
Plastic construction products.....	07	2106		361.009	362.153	360.813	357.977	356.180
Plastics pipe.....	07	210603	12/05	221.427	220.979	219.118	214.799	214.594
Plastics drain, waste, and vent pipe.....	07	2106031	12/11	184.262	181.286	182.558	173.524	170.600
Plastics water pipe.....	07	2106033	12/11	252.463	252.846	251.614	252.319	252.162
Plastics sewer, stormdrain, and water main pipe.....	07	2106038	12/17	236.465	239.503	232.052	227.787	230.487
Other plastics pipe.....	07	210603B	12/11	195.303	195.226	190.858	186.515	186.515
Plastics pipe fittings and unions.....	07	210604	12/05	323.077	324.032	323.165	323.318	318.731
Plastics plumbing fixtures.....	07	210605	12/05	162.547	163.076	163.303	163.303	164.001
Other plastic construction products.....	07	210606		299.869	301.988	301.562	300.917	298.414
Building and construction polystyrene foam products.....	07	2106061	06/08	216.421	217.320	217.320	217.320	216.669
Building & construction fabricated plastics products (excl foam, plumbing fixtures, hardware).....	07	2106063	06/08	168.543	169.824	169.541	169.112	167.540
Unsupported plastic film, sheet and other shapes.....	07	22		294.041	296.558	293.585	293.301	290.791
Unsupported plastic film, sheet and other shapes.....	07	2205	12/82	291.384	293.878	290.932	290.651	288.163
Unsupported plastic film, sheet and other shapes.....	07	220501	12/82	291.384	293.878	290.932	290.651	288.163
Unlaminated polyethylene film and sheet.....	07	2205011	12/11	135.873	135.466	137.316	138.687	136.686
Unlaminated vinyl and vinyl copolymer film and sheet.....	07	2205013	12/11	163.283	163.283	166.878	166.878	166.878
Miscellaneous unlaminated plastics film and sheet.....	07	2205014	12/11	128.368	132.330	125.888	124.783	124.625
Unlaminated plastics profile shapes.....	07	2205015	12/11	134.628	136.154	134.284	134.756	134.756
Laminated plastic sheets, rods, and tubes.....	07	23		257.934	259.778	259.317	259.317	259.592
Laminated plastics plates, sheet (excluding packaging), and shapes.....	07	2304		258.282	260.128	259.666	259.666	259.942
Laminated plastics plates, sheet (excluding packaging), and shapes.....	07	230401	12/82	265.864	267.765	267.289	267.289	267.573
Parts for manufacturing from plastics.....	07	26		183.721	184.703	185.448	185.793	185.287
Parts for transportation equipment.....	07	2601		172.120	172.710	173.307	173.864	173.951
Parts for transportation equipment.....	07	260105	12/82	170.714	171.300	171.892	172.444	172.531
Transportation polyurethane foam products.....	07	2601051	12/11	123.914	123.914	123.914	123.914	124.750
Transportation fabricated plastic parts (excluding foam and reinforced plastics).....	07	2601052	12/11	132.512	133.003	133.500	133.964	133.964
Other parts and components for manufacturing.....	07	2602		172.081	175.176	176.684	177.272	175.773
Other parts and components for manufacturing.....	07	260205	12/82	172.214	175.311	176.821	177.409	175.909
All other miscellaneous polyurethane foam products.....	07	2602051	12/11	116.985	116.984	116.984	117.286	117.286
Electrical & electronic fabricated plastics (excl. foam and reinforced plastics).....	07	2602052	12/11	109.497	110.684	112.990	113.893	113.893
All other polystyrene foam products incl. transportation application uses.....	07	2602053	12/11	168.210	179.304	179.304	179.304	—
Industrial machinery plastics products, excl foam (incl gears, bearings, bushings, cams).....	07	2602054	12/11	136.829	137.972	138.258	138.258	136.188
Foam components for furniture.....	07	2603	12/82	314.483	311.242	310.456	307.600	304.855
Foam components for furniture.....	07	260305	12/99	231.720	229.332	228.753	226.649	224.626
Other plastic products.....	07	29	12/82	298.646	300.332	301.314	296.345	296.716
Other plastic products.....	07	2901	12/82	298.646	300.332	301.314	296.345	296.716
Custom compounding of purchased plastic resins (incl color concentrates and resin pellets).....	07	290196	12/99	211.425	212.115	212.621	206.328	206.780
All other reinforced and fiberglass plastics products.....	07	290197	12/99	220.911	223.184	224.161	224.183	224.201
Products made of foam other than polystyrene or polyurethane.....	07	290198	12/99	160.117	160.117	160.861	161.317	161.317

See footnotes at end of table.

Table 9. Producer price indexes for commodity and service groupings and individual items, not seasonally adjusted — Continued
 [November 2022, Index base 1982=100, unless otherwise indicated]

Title	Commodity code		Other index base	Unadjusted index ¹				
	Group code	Item code		July 2022	Aug. 2022 ^P	Sept. 2022 ^P	Oct. 2022 ^P	Nov. 2022 ^P
Plastic packaging products.....	07	2A	12/06	153.437	156.343	156.569	153.915	153.032
Plastic packaging products.....	07	2A01	12/06	153.437	156.343	156.569	153.915	153.032
Plastic packaging products.....	07	2A0101	12/06	153.437	156.343	156.569	153.915	153.032
Other plastic packaging products, excluding film, sheet, foam and bottles.....	07	2A01012	12/09	142.862	144.073	144.086	141.960	140.215
Packaging polyurethane foam products.....	07	2A01013	12/09	197.161	197.161	197.161	197.161	197.161
Plastic bottles.....	07	2A01014	12/09	134.624	137.966	137.242	136.044	135.712
Polystyrene foam food containers.....	07	2A01015	12/11	260.918	258.093	267.865	247.630	251.256
Polystyrene foam protective shipping pads/shaped cushioning/other foam packaging supplies.....	07	2A01016	12/11	218.584	249.061	249.057	249.057	249.045
Consumer, institutional, and commercial products, n.e.c.....	07	2B	12/06	194.877	196.035	195.168	194.223	194.786
All other consumer, institutional, and commercial products.....	07	2B01	12/06	194.877	196.035	195.168	194.223	194.786
All other consumer, institutional, and commercial products.....	07	2B0101	12/06	194.877	196.035	195.168	194.223	194.786
Consumer and institutional polystyrene foam products.....	07	2B01011	12/07	248.044	247.609	248.506	236.562	238.205
Consumer/institutional/commercial fabricated plastics products.....	07	2B01015	12/07	174.671	176.027	174.927	175.632	176.018
Recyclable plastics.....	07	2C	12/11	107.348	107.049	99.703	90.178	86.109
Recyclable plastics.....	07	2C01	12/11	107.348	107.049	99.703	90.178	86.109
Recyclable plastics.....	07	2C0101	12/11	107.348	107.049	99.703	90.178	86.109
Lumber and wood products.....	08	—		331.669	329.173	322.706	316.694	312.231
Lumber.....	08	1		319.231	307.332	292.178	280.964	272.298
Softwood lumber.....	08	11		337.761	326.027	309.104	299.769	296.950
Softwood cut stock and dimension.....	08	1105		316.347	318.538	301.215	292.425	287.156
Softwood cut stock and dimension.....	08	110503		337.639	339.979	321.489	312.107	306.484
Softwood lumber, not edge worked.....	08	1106	12/03	176.448	169.172	159.395	154.041	153.207
Softwood lumber, not edge worked.....	08	110601	12/03	176.448	169.172	159.395	154.041	153.207
Softwood dressed lumber, less than 2 inches in nominal thickness, not edge worked.....	08	1106012	06/12	194.412	179.653	173.776	178.061	182.457
Softwood dressed 2-inch lumber, 2 inches in nominal thickness only, not edge worked.....	08	1106013	06/12	203.329	190.803	175.070	165.609	163.479
Softwood dressed lumber and timbers, more than 2 inches in nominal thickness, not edge worked.....	08	1106014	06/12	158.017	173.098	162.139	149.792	151.904
Softwood lumber, made from purchased lumber.....	08	1107	12/03	288.751	283.958	276.952	272.588	266.040
Softwood lumber, made from purchased lumber.....	08	110701	12/03	288.751	283.958	276.952	272.588	266.040
Hardwood lumber.....	08	12		306.937	293.973	280.986	265.698	246.059
Hardwood cut stock and dimension.....	08	1203		358.131	343.233	324.473	308.309	274.069
Hardwood cut stock and dimension.....	08	120311	06/84	311.588	298.626	282.304	268.241	238.451
Hardwood flooring.....	08	1204	06/84	265.843	264.370	258.348	260.050	260.934
Oak and maple hardwood flooring.....	08	120401	06/84	269.286	267.411	260.141	262.196	263.371
Hardwood flooring, other than oak and maple.....	08	120402	12/11	153.460	153.749	153.749	153.749	153.427
Hardwood lumber, not edge worked.....	08	1205	12/03	142.138	131.013	122.738	108.838	98.579
Hardwood lumber, not edge worked.....	08	120501	12/03	142.138	131.013	122.738	108.838	98.579
Millwork.....	08	2		370.979	375.081	370.477	369.014	366.840
General millwork.....	08	21		328.061	335.941	333.543	334.082	333.251
General millwork.....	08	2101		328.061	335.941	333.543	334.082	333.251
Stock wood kitchen cabinets, related cabinetwork and countertops.....	08	210102	12/12	119.863	121.676	121.676	121.676	121.676
Stock wood kitchen cabinets and related cabinetwork for permanent installation.....	08	2101021	12/09	128.433	128.433	128.433	128.433	128.433
Custom wood kitchen cabinets, bathroom vanities, and related cabinetwork.....	08	210105	12/12	144.867	144.867	144.867	144.867	144.953
Custom wood kitchen cabinets and related cabinetwork not sold direct to customer at retail.....	08	2101051	12/09	167.166	167.166	167.166	167.166	167.376
Custom wood kitchen cabinets, bathroom vanities, and related cabinet work sold at retail.....	08	2101052	12/09	140.548	140.548	140.548	140.548	140.548
Wood window units.....	08	210112	06/83	335.293	359.617	359.617	359.617	359.617
Double hung wood window units.....	08	2101121	06/13	159.673	159.673	159.673	159.673	159.673
Casement wood window units.....	08	2101122	06/13	160.900	176.415	176.415	176.415	176.415
All other wood window units, including horizontal sliding, awning and single hung.....	08	2101123	06/13	126.259	151.009	151.009	151.009	151.009
Wood sash, excluding sash shipped in window units.....	08	210122	06/83	331.243	362.135	362.135	362.135	362.135
Wood window & door frames, incl. door frames in door units, excl. window frames in window units.....	08	210132	06/83	278.533	288.148	266.477	266.477	261.377
Wood panel, flush, & molded face doors, interior & exterior, incl. doors with glazed sections.....	08	210142	06/83	332.887	334.139	335.300	345.562	345.999
Other wood doors, incl. garage, patio, bifold, cabinet, screen, storm and louver.....	08	210152	06/83	298.291	320.026	320.262	319.175	319.774
Wood moldings.....	08	210162	06/83	378.930	378.933	375.603	375.781	374.703
Mirror and picture frames and framed pictures.....	08	210175	06/02	143.343	143.343	147.291	147.291	147.291
Other wood millwork products, including stairwork, exterior millwork, and softwood flooring.....	08	210183	06/83	343.579	340.580	326.066	318.364	309.972
Prefabricated structural members.....	08	22		591.804	576.044	559.926	547.979	538.787

See footnotes at end of table.

Table 9. Producer price indexes for commodity and service groupings and individual items, not seasonally adjusted — Continued
 [November 2022, Index base 1982=100, unless otherwise indicated]

Title	Commodity code		Other index base	Unadjusted index ¹				
	Group code	Item code		July 2022	Aug. 2022 ^P	Sept. 2022 ^P	Oct. 2022 ^P	Nov. 2022 ^P
Prefabricated structural members.....	08	2201		591.804	576.044	559.926	547.979	538.787
Laminated veneer lumber.....	08	220107	12/03	271.552	272.829	272.805	272.411	272.411
Other engineered structural wood members, excluding trusses & laminated veneer lumber.....	08	220108	12/03	270.146	265.869	263.014	262.050	244.827
Wood trusses.....	08	220109	12/03	373.706	361.455	348.880	339.399	335.416
Plywood.....	08	3		323.945	321.463	319.168	311.707	302.124
Softwood veneer and plywood.....	08	31		405.142	392.794	387.574	368.465	354.483
Softwood veneer and plywood.....	08	3103		316.387	306.743	302.667	287.745	276.825
Softwood veneer and plywood.....	08	310303	12/05	195.464	189.506	186.988	177.769	171.022
Softwood veneer, incl. veneer backed w/ paper, cloth, or other flexible material.....	08	3103031	12/07	191.893	180.445	169.415	158.460	148.196
Softwood plywood products: rough, sanded, and specialties.....	08	3103035	12/11	220.454	215.740	215.965	206.249	199.944
Hardwood veneer and plywood.....	08	35	12/05	158.880	164.981	165.715	169.796	166.677
Hardwood veneer and plywood.....	08	3501	12/05	158.880	164.981	165.715	169.796	166.677
Hardwood veneer, including veneer backed with paper, cloth, or other flexible material.....	08	350102	12/11	135.589	136.464	139.463	139.813	140.356
Hardwood plywood.....	08	350104	12/12	167.484	171.121	169.256	177.803	171.893
Hardwood veneered panels, including two-ply veneers.....	08	350107	12/11	133.065	154.429	157.596	155.551	153.800
Other wood products.....	08	4		234.979	234.613	233.828	226.520	223.722
Wood pallets and pallet containers, wood and metal combination.....	08	41		427.060	424.045	421.758	413.371	405.137
Wood pallets and pallet containers.....	08	4101		427.060	424.045	421.758	413.371	405.137
Wood pallets and pallet containers, wood and metal combination.....	08	410101	12/09	218.680	217.136	215.965	211.670	207.454
Wood boxes.....	08	42		265.415	266.182	263.888	243.985	238.382
Wood boxes.....	08	4201		265.415	266.182	263.888	243.985	238.382
Nailed and lock-corner wood boxes.....	08	420101	06/85	215.526	219.996	215.526	215.526	215.526
Wood box and crate shook.....	08	420102	06/85	273.209	272.611	269.054	259.712	244.461
Other wood container parts and wood containers.....	08	420127	12/03	150.062	150.062	150.062	129.016	129.016
Miscellaneous wood products.....	08	49		149.477	150.106	150.215	145.227	145.240
Wood ties, siding, shingles, and shakes, and contract sawing of logs owned by others.....	08	4903	12/03	161.646	161.992	165.864	166.132	165.978
Wood ties, siding, shingles, and shakes, and contract sawing of logs owned by others.....	08	490301	12/03	161.646	161.992	165.864	166.132	165.978
Sawn wood fence stock, wood lath, and contract resawing and planing.....	08	4904	12/03	220.450	220.450	220.450	220.450	220.450
Sawn wood fence stock, wood lath, and contract resawing and planing.....	08	490401	12/03	220.450	220.450	220.450	220.450	220.450
All other miscellaneous wood products.....	08	4909	06/84	235.129	236.285	236.131	226.691	226.730
All other miscellaneous wood products.....	08	490901	06/84	235.129	236.285	236.131	226.691	226.730
Logs, bolts, timber, pulpwood and wood chips.....	08	5		278.759	277.388	276.802	275.809	275.884
Logs, bolts, timber, pulpwood and wood chips.....	08	51		278.759	277.388	276.802	275.809	275.884
Logs, bolts, timber, pulpwood and wood chips.....	08	5105	12/11	119.114	118.528	118.278	117.853	117.885
Logs, bolts, timber and pulpwood.....	08	510502	12/11	118.228	117.611	117.449	116.862	117.166
Wood chips, excluding field chips.....	08	510505	12/11	118.910	118.445	117.908	118.035	117.159
Prefabricated wood buildings & components.....	08	6	12/84	393.394	393.789	392.703	385.591	384.242
Prefabricated wood buildings & components.....	08	61	12/84	393.394	393.789	392.703	385.591	384.242
Prefabricated wood buildings and components.....	08	6101	12/84	393.394	393.789	392.703	385.591	384.242
Prefabricated stationary wood buildings, components (not sold as complete units).....	08	610101	12/84	205.438	204.543	204.980	204.405	203.454
Prefabricated stationary wood buildings, precut packages (complete units).....	08	610102	12/84	518.828	522.307	519.365	519.794	521.124
Prefabricated stationary wood buildings, shipped in panel form (complete units).....	08	610103	12/84	617.873	621.796	618.589	603.290	594.656
Prefabricated stationary wood buildings, shipped in three-dimensional assemblies.....	08	610104	12/84	415.191	415.249	413.409	397.295	397.191
Prefabricated stationary wood buildings, three-dimensional assemblies, residential.....	08	6101041	12/11	195.259	195.259	194.767	185.766	185.708
Prefabricated stationary wood buildings, three-dimensional assemblies, nonresidential.....	08	6101042	12/11	199.250	199.424	196.511	196.516	196.516
Treated wood and contract wood preserving.....	08	7	06/85	275.811	280.958	276.296	276.371	276.894
Treated wood and contract wood preserving.....	08	71	06/85	275.811	280.958	276.296	276.371	276.894
Treated wood.....	08	7101	06/85	281.507	287.155	282.033	282.192	282.897
Wood poles, piles, and posts owned and treated by the same establishment.....	08	710101	06/85	393.384	394.320	403.703	402.514	405.372
Other wood products owned and treated by the same establishment.....	08	710102	06/85	245.683	252.600	243.403	243.946	244.026
Contract wood preservation.....	08	7102	06/85	223.323	223.910	223.435	222.737	221.610
Receipts for treating wood owned by others w/ arsenical chemicals, creosote, & other chemicals.....	08	710201	06/85	223.323	223.910	223.435	222.737	221.610
Pulp, paper, and allied products.....	09	-		333.486	336.401	334.734	333.239	333.953

See footnotes at end of table.

Table 9. Producer price indexes for commodity and service groupings and individual items, not seasonally adjusted — Continued
 [November 2022, Index base 1982=100, unless otherwise indicated]

Title	Commodity code		Other index base	Unadjusted index ¹				
	Group code	Item code		July 2022	Aug. 2022 ^P	Sept. 2022 ^P	Oct. 2022 ^P	Nov. 2022 ^P
Pulp, paper, and prod., ex. bldg. paper.....	09	1		292.474	294.336	292.463	290.759	291.188
Wood pulp.....	09	11		236.704	254.138	254.218	252.608	250.756
Wood pulp.....	09	1105	06/06	164.329	176.432	176.487	175.370	174.084
Wood pulp.....	09	110501	06/06	164.329	176.432	176.487	175.370	174.084
Special alpha and dissolving wood pulp, incl. sulfite and sulfate and other wood pulp.....	09	1105012	12/11	123.526	134.238	134.282	132.372	130.280
All other miscellaneous pulp, other than wood, and pulp mill byproducts incl. turpentine.....	09	1105017	12/07	191.748	196.079	196.126	201.316	206.641
Recyclable paper.....	09	12		500.501	445.648	329.209	224.283	175.209
News and other low grade recyclable paper.....	09	1201		437.374	424.903	374.167	260.011	214.718
News and other low grade recyclable paper.....	09	120125	06/06	197.459	191.828	168.923	117.386	96.938
Corrugated recyclable paper.....	09	1203		433.706	389.716	274.436	171.444	114.866
Corrugated recyclable paper.....	09	120325	06/06	148.976	133.865	94.267	58.890	39.456
High grade recyclable paper (including pulp substitutes and deinking).....	09	1207	12/86	327.987	276.532	219.874	182.104	180.754
High grade recyclable (including pulp substitutes and deinking).....	09	120725	06/06	246.593	207.907	165.310	136.912	135.898
Paper.....	09	13		243.577	246.359	248.615	249.107	249.514
Writing and printing papers.....	09	1301		234.098	236.682	240.087	242.340	244.748
Bleached bristol, clay-coated, uncoated, and industrial converted paper.....	09	130119	12/11	125.381	126.676	129.324	130.688	132.147
Printing paper, coated at establishments other than where paper was produced.....	09	130120	12/11	129.335	131.814	131.814	131.814	131.814
Newsprint.....	09	1302		169.535	171.124	176.005	176.005	176.005
Newsprint.....	09	130291		169.535	171.124	176.005	176.005	176.005
Packaging and industrial converting paper.....	09	1303		318.855	321.797	321.765	318.006	316.327
Coated and laminated single and multi-web paper.....	09	130321	12/87	252.471	270.781	269.576	273.575	273.554
Single-web paper, rolls and sheets, including waxed, for flexible packaging uses.....	09	1303211	12/11	143.804	158.448	158.446	161.020	161.020
Multiweb laminated rolls and sheets, except foil, for flexible packaging uses.....	09	1303213	12/11	138.359	143.495	142.040	143.887	143.862
Coated and laminated single and multi-web film.....	09	130322	12/87	256.848	255.954	256.172	251.633	250.049
Single-web film, rolls, and sheets, including coextruded, for flexible packaging uses.....	09	130322A	01/19	127.203	125.886	126.500	124.864	124.127
Single-web film, rolls, and sheets for flexible packaging uses.....	09	130322A1	12/11	138.070	136.905	137.832	136.390	135.910
Coextruded single-web film, for flexible packaging uses.....	09	130322A2	12/11	144.790	142.006	141.445	137.964	135.574
All other coated and processed papers.....	09	1305	12/82	248.183	254.551	256.214	260.701	255.280
Converted foil for nonpackaging applications.....	09	130505	06/13	109.414	113.189	126.463	126.463	126.463
Other coated and processed papers, except for packaging uses.....	09	130506	06/13	118.050	121.045	120.091	122.799	119.527
Paperboard.....	09	14		356.390	356.360	356.717	357.540	358.602
Corrugated paperboard in sheets and rolls, lined and unlined.....	09	1405		362.744	363.733	364.547	365.046	365.046
Corrugated paperboard in sheets and rolls, lined and unlined.....	09	140551		362.744	363.733	364.547	365.046	365.046
Paperboard, excluding corrugated paperboard.....	09	1411	12/82	376.204	375.942	376.217	377.163	378.528
Recycled paperboard.....	09	141105	12/82	437.202	436.088	437.259	437.715	437.693
Unbleached kraft packaging and industrial converting paperboard.....	09	141107	12/99	225.449	225.449	225.449	225.449	225.449
Bleached packaging and industrial converting paperboard.....	09	141112	05/21	127.095	127.095	127.095	128.594	130.926
Converted paper and paperboard products.....	09	15		298.296	302.224	303.610	305.806	309.088
Sanitary paper products, including stock.....	09	1501		209.073	209.614	212.677	216.061	225.136
Sanitary paper products, including stock.....	09	150123	12/99	145.085	145.461	147.586	149.935	156.233
Sanitary tissue paper products, made in paper mills.....	09	1501233	12/07	127.195	126.414	128.296	130.265	138.244
Paper table napkins, industrial & retail pkgs bulk & dispenser types, made in paper mills.....	09	15012332	12/07	147.948	147.747	149.260	149.487	168.092
Paper towels, industrial pkgs (rolled, folded, and interfolded), made in paper mills.....	09	15012335	12/07	120.793	120.768	120.801	126.397	136.579
Other sanitary paper products, made in paper mills.....	09	15012337	12/07	126.339	125.457	126.991	128.162	131.779
Disposable diapers and similar disposable products, purchased sanitary paper stock and wadding.....	09	1501234	12/07	120.098	120.098	120.415	123.291	123.291
Sanitary tissue paper products, made from purchased sanitary paper stock or wadding.....	09	1501235	12/07	133.494	138.764	144.006	146.782	150.566
Paper, plastic, and foil bags.....	09	1502		352.106	353.718	353.799	353.411	351.291
Uncoated single-web paper grocers' bags and sacks and variety and shopping bags.....	09	150214	12/83	398.077	398.077	398.077	398.077	398.077
Specialty bags, pouches and liners.....	09	150216	12/83	285.058	286.646	286.446	286.064	283.974
Plastics, foil, and coated paper bags.....	09	1502161	12/10	149.529	148.715	148.691	153.004	153.293
Specialty bags, pouches, and liners, multiweb laminations and foil, except film-film.....	09	15021612	06/13	145.391	144.040	144.001	148.039	148.518
Single-web film specialty bags, pouches, and liners.....	09	1502162	12/10	140.186	141.227	141.108	140.402	138.865
Polyethylene grocery and variety bags and pouches.....	09	15021621	12/11	125.914	125.746	125.521	125.352	124.343
Polyethylene refuse bags.....	09	15021622	12/11	140.297	141.973	141.413	138.361	133.720
Other polyethylene bags, pouches, and liners.....	09	15021625	12/11	139.078	143.702	143.787	143.472	142.166
Coextruded single-web film specialty bags, pouches, & liners.....	09	15021626	06/13	143.722	143.722	141.967	141.967	141.967
Multiweb film/film combination specialty bags, pouches and liners.....	09	1502163	12/10	141.297	141.311	141.324	141.219	143.873
Paper boxes and containers.....	09	1503		343.802	351.962	352.887	353.984	356.539

See footnotes at end of table.

Table 9. Producer price indexes for commodity and service groupings and individual items, not seasonally adjusted — Continued
 [November 2022, Index base 1982=100, unless otherwise indicated]

Title	Commodity code		Other index base	Unadjusted index ¹				
	Group code	Item code		July 2022	Aug. 2022 ^P	Sept. 2022 ^P	Oct. 2022 ^P	Nov. 2022 ^P
Corrugated shipping containers.....	09	150301	06/87	344.348	348.360	348.572	348.593	348.314
Corrugated shipping containers for food and beverages and carryout boxes for retail food.....	09	1503011	12/09	168.570	169.033	169.368	169.368	168.964
Corrugated shipping containers for paper and allied products.....	09	1503012	12/09	182.005	182.005	182.005	182.036	182.001
Corrugated shipping containers for metal and electrical machinery.....	09	1503013	12/09	187.809	202.194	202.194	202.194	202.194
Corrugated shipping containers for all other end uses.....	09	1503014	12/09	176.274	176.424	176.424	176.424	176.424
Setup (rigid) paperboard boxes.....	09	150322	12/83	424.898	437.413	444.318	442.889	458.545
Folding paperboard boxes, packaging, and packaging components.....	09	150336	12/04	143.405	150.183	151.028	152.498	155.716
Folding paperboard boxes, packaging, and packaging components.....	09	15033601	12/11	131.357	137.565	138.339	139.686	142.634
Paperboard fiber drums with ends of any material.....	09	150337	09	544.872	555.640	555.538	554.320	552.773
Cups and liquid-tight paper and paperboard containers.....	09	150355	12/17	108.315	114.060	114.060	114.060	114.060
Other corrugated and solid fiber products, including containers, pallets, pads, etc.....	09	1504		444.418	443.635	443.635	442.805	442.805
Other corrugated and solid fiber products, including containers, pallets, pads, etc.....	09	150441		618.059	616.971	616.971	615.815	615.815
Office supplies and accessories.....	09	1506		255.570	262.257	258.792	264.828	255.299
Envelopes.....	09	150636	12/84	251.978	255.955	255.781	256.753	257.080
Die-cut paper and paperboard office supplies.....	09	150646	12/03	257.950	257.950	257.950	257.950	257.950
Paper supplies for business machines and other misc. unprinted office supplies.....	09	150655	06/90	245.166	263.825	250.311	267.716	227.706
Tablets, pads, and related products.....	09	150657	12/11	131.180	131.325	131.654	131.865	135.855
Fiber cans, tubes, and similar fiber products.....	09	1507		470.818	476.887	483.575	486.192	486.196
Fiber cans, all fiber and composite.....	09	150731	12/09	178.924	178.999	179.630	180.777	180.003
Fiber cores and tubes.....	09	150732	12/09	182.188	185.790	189.457	190.394	190.822
Paperboard cones, reels, spools, bobbins, blocks, and all vulcanized fiber products.....	09	150733	12/09	155.707	155.707	155.707	155.856	155.856
Molded pulp goods, including egg cartons, florists pots, food trays, etc.....	09	1508	06/85	266.057	265.597	270.647	267.463	269.597
Molded pulp goods, including egg cartons, florists pots, food trays, etc.....	09	150814	06/90	231.574	231.175	235.569	232.798	234.656
Miscellaneous converted paper and paperboard products.....	09	1509	12/84	250.022	251.376	252.490	253.558	253.992
Pasted, lined, laminated, or surface-coated paperboard.....	09	150901	12/84	334.415	339.669	341.461	341.461	341.461
Wallcoverings.....	09	150902	06/85	189.397	189.397	189.397	189.397	189.397
Other sanitary paper products & misc. converted paper & paperboard products.....	09	150999	12/84	245.305	246.219	247.336	248.654	249.191
Miscellaneous converted paper and paperboard products.....	09	1509992	06/10	150.344	151.073	151.965	153.018	153.447
Pressure-sensitive products.....	09	16	12/82	239.783	242.309	247.087	247.448	247.583
Pressure-sensitive products.....	09	1601	12/82	239.783	242.309	247.087	247.448	247.583
Pressure-sensitive products.....	09	160101	12/82	239.292	241.814	246.582	246.942	247.077
Building paper & building board mill prods.....	09	2		351.639	371.655	349.848	339.584	338.073
Hardboard, particleboard & fiberboard prods.....	09	22		331.728	350.611	330.038	320.356	318.930
Particleboard and fiberboard.....	09	2201		347.172	368.880	345.230	332.939	331.300
Particleboard made from particleboard produced at the same location.....	09	220125	12/82	408.863	404.769	410.350	402.972	400.565
Prefinished particleboard and medium density fiberboard (MDF) made from purchased materials.....	09	220141	12/02	278.913	278.913	278.909	278.909	278.876
Hardboard products.....	09	2202	06/84	235.495	235.495	235.495	243.480	243.480
Hardboard products.....	09	220206	12/11	179.527	179.527	179.527	185.614	185.614
Publications, printed matter and printing material.....	09	4	06/09	135.441	136.748	137.550	137.869	138.525
Books printing.....	09	44	12/83	255.442	258.431	260.969	263.912	267.838
Books printing.....	09	4401	12/83	255.442	258.431	260.969	263.912	267.838
Books printing.....	09	440114	06/05	162.553	164.455	166.070	167.943	170.441
Textbook printing and binding.....	09	4401141	12/11	159.573	161.002	161.443	162.503	162.687
Technical, scientific, & professional book printing & binding.....	09	4401143	12/11	146.725	147.019	149.475	150.536	150.518
Religious book printing and binding.....	09	4401145	12/11	154.336	157.432	160.915	162.663	163.577
General book (trade, etc.) printing and binding.....	09	4401147	12/11	181.144	183.984	186.818	191.014	198.268
Other book and pamphlet printing and binding.....	09	440114E	12/11	114.049	115.467	115.537	115.559	115.559
Manifold business forms printing.....	09	45	12/83	421.696	421.696	421.696	421.696	421.696
Manifold business forms printing.....	09	4501	12/83	421.696	421.696	421.696	421.696	421.696
Manifold business forms printing, excluding checkbooks.....	09	450105	09/18	114.180	114.180	114.180	114.180	114.180
Commercial printing.....	09	47	06/82	219.484	221.865	223.254	223.643	224.682
Magazine and periodical printing.....	09	4701	06/82	163.892	164.560	169.514	170.128	170.128
Magazine and periodical printing (lithographic).....	09	470102	06/82	174.413	175.124	180.396	181.049	181.049
Label and wrapper printing for packaging.....	09	4702	06/82	249.282	249.511	250.977	251.325	251.325
Label and wrapper printing (lithographic).....	09	470202	06/82	179.727	179.795	179.795	179.795	179.795
Label and wrapper printing (flexographic).....	09	470205	12/08	153.431	153.623	154.993	155.318	155.318
Catalog and directory printing.....	09	4703	06/82	148.899	158.786	158.500	158.197	159.029
Catalog and directory printing (lithographic).....	09	470302	06/82	162.081	172.843	172.532	172.203	173.109
Advertising printing.....	09	4705	06/82	182.194	183.623	183.946	184.404	185.811
Advertising printing (lithographic).....	09	470506	06/82	178.585	180.048	180.379	180.849	182.228
Other general job printing.....	09	4706	06/82	279.606	283.668	284.414	284.414	285.859

See footnotes at end of table.

Table 9. Producer price indexes for commodity and service groupings and individual items, not seasonally adjusted — Continued
 [November 2022, Index base 1982=100, unless otherwise indicated]

Title	Commodity code		Other index base	Unadjusted index ¹				
	Group code	Item code		July 2022	Aug. 2022 ^P	Sept. 2022 ^P	Oct. 2022 ^P	Nov. 2022 ^P
Quick printing.....	09	470604	12/08	121.100	121.100	121.100	121.100	121.100
Other commercial and general job printing.....	09	470609	06/82	278.184	282.882	283.821	283.821	285.535
Other commercial and general job printing (lithographic).....	09	4706091	06/09	125.566	127.772	128.214	128.214	129.019
All other commercial and general job printing.....	09	4706094	09/18	128.850	128.850	128.850	128.850	128.850
Other commercial printing, incl. screen, engraving, digital, & general job exc. labels/wrappers.....	09	4711	12/88	185.693	187.454	188.960	189.559	191.068
Commercial screen printing, excluding on garments, apparel accessories, & other fabric articles.....	09	471101	06/82	167.024	171.522	171.522	173.751	173.751
Screen printing (excluding on textiles, apparel, apparel accessories, and labels).....	09	4711012	06/09	118.906	122.108	122.108	123.695	123.695
Other commercial and general job screen printing.....	09	47110123	06/10	126.963	126.963	126.963	126.963	126.963
Digital printing.....	09	471103	12/88	141.463	142.490	143.926	143.926	145.680
Blankbooks, binders, and bookbinding work.....	09	48	06/85	328.521	329.019	329.716	330.425	330.425
Tradebinding and related work.....	09	4802	12/85	209.910	210.983	212.486	214.017	214.017
Miscellaneous binding and postpress work, incl. collating, perforating, folding, gluing, etc.....	09	480203	12/11	134.392	134.392	134.676	134.676	134.676
Softcover, pamphlet, sample book, and other binding of books and materials printed elsewhere.....	09	480204	12/11	132.504	134.259	136.623	139.231	139.231
Services for the printing trade.....	09	49	06/85	112.772	112.772	112.772	112.772	112.772
Prepress services, including platemaking.....	09	4905	12/03	100.601	100.601	100.601	100.601	100.601
Prepress services, excl platemaking (incl film, assembled flats, color sep., typesetting, etc.).....	09	490501	12/03	98.838	98.838	98.838	98.838	98.838
Printing plates and cylinders, prepared for printing (excl. blank plates and blank cylinders).....	09	490502	12/03	107.956	107.956	107.956	107.956	107.956
Metals and metal products.....	10	—		328.864	324.395	316.773	309.342	308.680
Iron and steel.....	10	1		393.040	374.100	354.207	338.202	330.014
Iron ores.....	10	11		214.199	211.983	211.381	212.131	212.131
Iron ores.....	10	1105	12/97	225.095	222.767	222.134	222.922	222.922
Iron ores.....	10	110555	12/97	225.095	222.767	222.134	222.922	222.922
Iron and steel scrap.....	10	12		593.864	546.383	527.719	507.351	494.258
Carbon steel scrap.....	10	1211	12/86	549.538	504.841	485.069	466.980	450.723
Heavy melting scrap.....	10	121191	06/96	303.765	266.833	278.077	273.716	271.649
Carbon steel scrap bundles.....	10	121192	06/96	310.734	279.576	260.532	241.894	228.908
Shredded carbon steel scrap.....	10	121193	06/96	280.606	263.371	244.446	228.509	215.761
Cut plate and structural scrap.....	10	121194	06/96	286.128	268.123	261.419	257.104	253.869
Other carbon steel scrap.....	10	121195	06/96	209.885	188.702	183.091	206.367	206.367
Stainless and other alloy steel scrap.....	10	1212	12/86	436.290	421.556	425.807	389.956	422.776
Stainless and other alloy steel scrap.....	10	121208	06/96	282.667	273.122	275.875	252.648	273.912
Cast iron scrap.....	10	1213	12/86	337.626	317.041	309.924	308.813	299.448
Cast iron scrap.....	10	121308	06/96	262.852	246.826	241.285	240.420	233.129
Other ferrous scrap.....	10	1215	06/06	115.864	91.958	99.317	96.574	106.993
Other ferrous scrap.....	10	121501	06/06	115.864	91.958	99.317	96.574	106.993
Foundry and forge shop products.....	10	15		278.783	274.942	274.811	273.614	274.824
Pressure and soil pipe & fittings, cast iron.....	10	1502		571.055	578.234	575.577	572.609	612.801
Pressure pipe & fittings, cast iron.....	10	15021	12/11	136.641	138.808	138.006	137.110	149.245
Pressure pipe & fittings, ductile iron.....	10	150211		413.266	420.140	417.824	415.095	453.018
Other gray and ductile iron castings.....	10	1504		265.125	265.414	264.671	268.121	268.050
Ductile iron castings (excluding pressure pipe & fittings).....	10	150413	12/03	189.558	190.218	189.866	192.482	192.369
Ductile iron castings for automotive uses.....	10	1504131	06/12	111.172	110.796	110.646	111.015	110.934
Ductile iron castings for all other uses.....	10	1504132	06/12	137.490	138.672	138.365	141.337	141.269
Gray iron castings (excluding soil & pressure pipe & fittings).....	10	150419	12/11	136.300	136.204	135.716	137.480	137.477
Steel investment castings.....	10	1506		323.756	319.220	319.220	312.146	312.146
Steel investment castings.....	10	150624	12/03	184.810	182.221	182.221	178.182	178.182
Carbon steel castings, except investment.....	10	1507		281.106	280.840	279.487	279.487	279.487
Carbon steel castings, except investment.....	10	150701	12/03	190.271	190.091	189.174	189.174	189.174
High alloy steel castings, excluding investment.....	10	1508		382.143	370.047	370.047	370.047	370.047
High alloy steel castings, excluding investment.....	10	150801	12/03	280.716	271.830	271.830	271.830	271.830
Other alloy steel castings, except investment.....	10	1509		266.931	266.866	267.986	265.214	265.212
Other alloy steel castings, except investment.....	10	150901	12/03	191.212	191.165	191.967	189.982	189.980
Other forge shop products.....	10	1513	06/82	207.705	201.052	201.487	199.470	198.564
Closed die forgings, ferrous.....	10	151359	06/98	152.319	146.927	149.054	147.939	146.288
Hot impression die impact, press and upset steel forgings.....	10	15135912	12/17	125.959	121.286	121.445	120.478	119.134
Hot impression die impact, press, and upset carbon steel forgings.....	10	151359121	12/17	—	113.737	113.975	112.628	111.409
Hot impression die impact, press, & upset alloy steel forgings, except stainless and high temp.....	10	151359122	12/17	128.174	125.925	126.015	125.335	123.579
Steel mill products.....	10	17		404.112	384.853	359.166	339.464	329.378
Semifinished steel mill products.....	10	1702	06/82	502.374	484.295	468.405	458.636	445.402
Hot rolled steel bars, plates, and structural shapes.....	10	1704	06/82	339.818	331.741	323.589	319.181	316.986

See footnotes at end of table.

Table 9. Producer price indexes for commodity and service groupings and individual items, not seasonally adjusted — Continued
 [November 2022, Index base 1982=100, unless otherwise indicated]

Title	Commodity code		Other index base	Unadjusted index ¹				
	Group code	Item code		July 2022	Aug. 2022 ^P	Sept. 2022 ^P	Oct. 2022 ^P	Nov. 2022 ^P
Hot rolled steel bars, plates, & structural shapes, alloy.....	10	170406	12/10	150.374	—	—	—	—
Hot rolled steel bars, plates, and structural shapes, carbon.....	10	170410	12/17	197.721	192.061	187.333	185.075	184.297
Steel wire.....	10	1705	06/82	427.388	441.931	432.404	423.934	420.117
Steel wire, carbon.....	10	170501	12/03	410.743	400.261	392.705	388.613	381.869
Steel wire, stainless steel.....	10	170502	12/10	170.290	209.582	203.832	195.142	—
Steel pipe and tube.....	10	1706	06/82	507.459	502.598	498.935	491.934	482.569
Steel pipe and tube, carbon.....	10	170652	12/17	217.665	214.056	211.686	206.455	202.006
Steel pipe and tube, stainless steel.....	10	170674	12/10	162.846	159.153	153.728	153.050	151.919
Cold rolled steel sheet and strip.....	10	1707	06/82	522.493	507.982	441.036	368.249	356.160
Cold rolled steel sheet and strip.....	10	170710	06/82	522.493	507.982	441.036	368.249	356.160
Cold finished steel bars and bar shapes.....	10	1708	06/82	300.562	300.673	297.196	287.711	285.733
Cold finished steel bars and bar shapes.....	10	170810	12/17	156.892	156.950	155.135	150.184	149.152
Electrometallurgical ferroalloy products.....	10	1712	12/17	202.994	181.688	177.269	172.529	169.978
Electrometallurgical ferroalloy products.....	10	171201	12/17	202.994	181.688	177.269	172.529	169.978
Nonferrous metals.....	10	2		327.860	331.480	325.716	315.864	323.700
Nonferrous metal ores.....	10	21	12/83	510.392	529.145	516.771	488.946	514.475
Other metal ores.....	10	2112	12/03	2,679.954	2,679.954	2,613.869	2,377.284	—
Other metal ores.....	10	211201	12/03	2,679.954	2,679.954	2,613.869	2,377.284	—
Primary nonferrous metals.....	10	22		235.221	239.028	227.656	221.431	237.274
Primary nonferrous metals.....	10	2201		241.022	244.922	233.270	226.891	243.125
Copper cathode and refined copper.....	10	220131	12/96	220.260	223.904	223.691	221.779	—
Other nonferrous metals, unalloyed.....	10	220181	06/88	355.536	353.573	334.530	324.790	340.317
Nonferrous scrap.....	10	23		468.450	492.096	482.603	461.603	468.599
Copper base scrap.....	10	2301		532.319	548.367	554.965	538.946	591.179
No. 1 copper scrap, including wire.....	10	230101	12/86	434.016	447.803	453.866	433.539	483.682
No. 2 copper scrap, including wire.....	10	230102	12/86	690.677	713.351	729.577	695.386	781.837
Yellow brass scrap.....	10	230103	12/86	553.021	596.962	605.265	603.966	—
Other copper and brass scrap.....	10	230104	12/86	646.800	641.001	641.182	639.454	—
Aluminum base scrap.....	10	2302		237.371	257.525	245.470	227.399	225.355
Used beverage can scrap.....	10	230205	12/86	208.415	211.034	198.647	183.289	199.477
Other old aluminum base scrap.....	10	230206	12/86	177.897	174.808	170.883	173.243	175.373
Other nonferrous scrap (including lead, zinc and precious metals).....	10	2303		587.689	609.453	598.928	581.203	568.775
Other nonferrous scrap (including lead, zinc and precious metals).....	10	230309	06/06	251.338	260.646	256.145	248.564	243.249
Secondary nonferrous metals.....	10	24		318.663	326.089	311.938	304.858	320.916
Secondary aluminum.....	10	2402		317.500	308.387	303.025	291.948	285.928
Secondary aluminum.....	10	240229	06/97	197.593	191.922	188.585	181.691	177.945
Secondary copper, alloyed and unalloyed.....	10	2403		726.902	728.690	701.566	668.641	684.792
Secondary copper, alloyed and unalloyed.....	10	240339	06/97	476.317	477.489	459.716	438.141	448.724
Secondary precious metals.....	10	2406		333.614	352.303	334.464	322.243	373.241
Secondary precious metals.....	10	240669	06/97	395.577	417.737	396.584	382.094	442.563
All other miscellaneous secondary nonferrous metals.....	10	2408	06/11	98.098	106.696	97.339	103.099	102.778
Nonferrous mill shapes.....	10	25		277.412	270.664	269.284	259.884	260.768
Aluminum mill shapes.....	10	2501		250.971	241.041	237.765	230.482	226.005
Aluminum sheet and strip.....	10	250105	12/03	160.504	151.793	149.585	145.001	141.691
Extruded aluminum rod, bar, and other extruded shapes.....	10	250162	12/04	167.794	160.923	160.315	153.186	151.573
Aluminum extruded and drawn pipe and tube.....	10	250163	12/04	123.560	118.120	117.647	112.111	110.643
Copper and brass mill shapes.....	10	2502		552.613	552.951	559.195	531.671	560.272
Copper and copper alloy sheet, strip and plate.....	10	250237	12/03	265.950	275.820	275.981	270.166	289.511
Copper and copper alloy rod, bar and shapes.....	10	250238	12/03	326.164	327.601	327.033	318.609	342.551
Copper and copper alloy pipe and tube.....	10	250239	06/04	365.860	356.340	371.343	331.501	331.760
Nickel and nickel-base alloy mill shapes.....	10	2504		245.933	238.989	235.452	227.204	221.745
Nickel and nickel-base alloy mill shapes.....	10	250466	12/03	178.698	173.652	171.082	165.089	161.122
Titanium and titanium-base alloy mill shapes.....	10	2505		196.048	196.048	197.340	198.419	198.419
Titanium and titanium-base alloy mill shapes.....	10	250505	12/03	174.393	174.393	175.543	176.502	176.502
Other nonferrous mill shapes.....	10	2519		255.563	253.525	252.883	244.148	245.394
All other nonferrous metal mill shapes, except precious metal.....	10	251935	12/03	243.819	240.933	241.497	229.126	230.891
Nonferrous wire and cable.....	10	26		350.429	350.252	346.827	346.600	348.152
Nonferrous wire and cable.....	10	2603	12/82	359.451	359.269	355.756	355.524	357.116
Electronic wire and cable.....	10	260301	12/82	305.727	312.219	304.696	313.863	314.882
Copper wire and cable.....	10	260314	12/86	387.663	367.043	360.589	359.864	361.839
Power wire and cable.....	10	260332	06/04	349.445	351.907	351.518	—	341.480
Fiber optic cable.....	10	260333	12/88	62.460	66.974	67.120	67.120	67.120
Other wire and cable.....	10	260398	06/04	212.530	211.239	206.996	208.972	208.643
Nonferrous forge shop products.....	10	27	12/83	206.462	207.672	207.658	203.365	204.206
Nonferrous forge shop products.....	10	2701	12/83	206.462	207.672	207.658	203.365	204.206
Nonferrous forge shop products.....	10	270111	12/83	207.444	208.659	208.645	204.332	205.177

See footnotes at end of table.

Table 9. Producer price indexes for commodity and service groupings and individual items, not seasonally adjusted — Continued
 [November 2022, Index base 1982=100, unless otherwise indicated]

Title	Commodity code		Other index base	Unadjusted index ¹				
	Group code	Item code		July 2022	Aug. 2022 ^P	Sept. 2022 ^P	Oct. 2022 ^P	Nov. 2022 ^P
Hot impression die, impact, press and upset aluminum and other nonferrous forgings.....	10	2701111	12/07	122.568	123.336	123.327	120.601	121.135
Hot impression die, impact, press and upset aluminum and aluminum alloy forgings.....	10	27011111	12/07	139.023	138.944	138.925	133.078	133.402
Hot impression die, impact, press and upset titanium and titanium alloy forgings.....	10	27011112	12/07	105.643	105.677	105.677	105.677	105.677
Other nonferrous hot impression die impact, press, and upset forgings.....	10	27011113	12/07	115.720	121.924	121.924	121.924	124.927
Nonferrous foundry shop products.....	10	28		266.855	267.111	269.983	268.719	272.698
Aluminum castings.....	10	2802		225.936	226.232	228.402	227.547	232.396
Aluminum die-castings.....	10	280207	06/83	195.330	195.161	195.085	193.915	199.084
Aluminum castings, excluding die-castings.....	10	280208	05/18	123.215	123.923	127.616	127.702	129.092
Castings, nonferrous (except aluminum).....	10	2807	12/11	136.131	136.176	137.926	137.047	137.465
Castings, nonferrous (except aluminum).....	10	280701	12/11	136.131	136.176	137.926	137.047	137.465
Nonferrous die-castings (except aluminum).....	10	2807011	12/11	142.170	140.325	142.792	141.340	140.781
Copper base castings (excluding die-castings).....	10	2807013	12/11	130.287	129.873	131.618	131.028	132.991
Metal containers.....	10	3		235.906	236.177	237.586	233.483	232.248
Metal cans and can components.....	10	31		211.026	211.026	212.540	208.330	208.330
Steel cans and tinware end products.....	10	3102		317.266	317.266	323.397	323.397	323.397
Steel cans and tinware end products.....	10	310231	12/01	248.701	248.701	253.507	253.507	253.507
Aluminum cans and can components.....	10	3103		153.456	153.456	153.456	148.586	148.586
Aluminum cans and can components.....	10	310331	12/01	181.041	181.041	181.041	175.297	175.297
Barrels, drums, pails and other metal containers.....	10	32		467.349	469.749	470.591	466.614	455.666
Barrels, drums, pails and other metal containers.....	10	3201		467.349	469.749	470.591	466.614	455.666
Steel shipping barrels and drums (excl. beer barrels) (more than 12-gallon capacity).....	10	320106	12/11	186.655	189.578	190.652	185.490	170.828
All other metal containers.....	10	320107	12/11	188.648	188.648	188.648	188.697	188.697
Hardware.....	10	4		278.805	280.110	280.074	280.663	281.847
Hardware, n.e.c.....	10	41		282.823	284.575	284.580	283.476	284.882
Builders' hardware.....	10	4101		332.249	335.444	335.460	333.524	334.000
Builders' hardware (lock units, key blanks, door & window hardware, cabinet hardware, etc.).....	10	410104	06/07	167.433	169.043	169.052	168.076	168.316
Transportation equipment hardware.....	10	4103		193.222	194.090	194.090	193.539	196.313
Motor vehicle hardware.....	10	410311	06/85	161.712	161.712	161.712	161.712	166.633
Other transportation equipment hardware, incl. marine & aircraft (excl. motor vehicle hardware).....	10	410341	06/85	568.572	578.627	578.627	572.245	553.576
Furniture hardware.....	10	4104		332.050	332.050	332.050	332.050	330.776
Furniture hardware.....	10	410411	06/85	296.644	296.644	296.644	296.644	295.507
Other miscellaneous hardware.....	10	4105	06/85	466.342	466.613	466.582	465.996	466.256
Other miscellaneous hardware.....	10	410502	12/03	329.947	330.139	330.117	329.703	329.887
Hand and edge tools.....	10	42		278.989	279.542	279.435	283.018	283.841
Hand and edge tools.....	10	4201		278.989	279.542	279.435	283.018	283.841
Mechanics hand service tools.....	10	420135	06/06	141.614	142.283	141.014	143.364	144.360
Edge tools, hand operated.....	10	420145	06/06	161.700	161.700	165.473	165.473	165.473
All other misc handtools, including cutting dies, machine & power-driven (except metal cutting).....	10	420155	06/06	145.219	145.219	145.219	145.635	145.635
All other handtools, n.e.c.....	10	4201554	12/11	134.430	134.430	134.430	134.958	134.958
Saw blades and handsaws.....	10	420168	12/03	135.225	135.225	135.225	139.272	139.272
Plumbing fixtures and fittings.....	10	5		328.796	327.802	329.619	330.929	331.342
Plumbing fixture fittings and trim.....	10	54		386.494	386.700	386.700	388.615	388.615
Plumbing fixtures, fittings, and trim.....	10	5402		386.332	386.538	386.538	388.453	388.453
Lavatory and sink fittings.....	10	540218	06/98	192.699	196.321	196.321	197.312	197.312
Miscellaneous plumbing fixtures, fittings, and trim.....	10	540223	06/83	403.737	396.535	396.535	396.535	396.535
Enameled iron & metal sanitary ware.....	10	56	12/86	286.354	281.878	287.128	287.957	289.614
Enameled iron and metal sanitary ware.....	10	5601	12/86	286.354	281.878	287.128	287.957	289.614
Enameled iron and metal sanitary ware.....	10	560102	12/03	204.350	201.156	204.902	205.493	206.676
Heating equipment.....	10	6		368.619	370.429	371.020	372.013	380.293
Steam and hot water equipment.....	10	61		383.153	390.663	393.333	393.333	393.333
Steam and hot water equipment.....	10	6101		383.153	390.663	393.333	393.333	393.333
Cast iron heating boilers, radiators and convectors.....	10	610106	06/99	263.554	269.855	269.855	269.855	269.855
Furnaces and heaters, including parts.....	10	62		288.876	291.036	291.292	292.757	301.267
Furnaces and heaters, including parts.....	10	6201		288.876	291.036	291.292	292.757	301.267
Furnaces and heaters, including parts.....	10	620146	12/03	190.945	192.373	192.542	193.510	199.135
Warm air furnaces, including parts.....	10	6201461	12/09	169.892	170.834	171.013	171.773	176.565
Warm air furnaces.....	10	62014611	12/09	165.049	166.091	166.289	167.131	172.434
Floor and wall furnaces, unit heaters, infrared heaters, & mechanical stokers, including parts.....	10	6201462	12/09	142.018	144.527	144.527	145.692	150.811

See footnotes at end of table.

Table 9. Producer price indexes for commodity and service groupings and individual items, not seasonally adjusted — Continued
 [November 2022, Index base 1982=100, unless otherwise indicated]

Title	Commodity code		Other index base	Unadjusted index ¹				
	Group code	Item code		July 2022	Aug. 2022 ^P	Sept. 2022 ^P	Oct. 2022 ^P	Nov. 2022 ^P
Other heating equipment, non-electric, including parts.....	10	63		332.019	332.387	332.981	334.452	351.953
Other heating equipment, non-electric, including parts.....	10	6301		332.019	332.387	332.981	334.452	351.953
Other heating equipment, non-electric, including parts.....	10	630161	06/99	206.092	206.320	206.689	207.602	218.466
Domestic heating stoves.....	10	64		252.894	252.894	252.894	252.894	252.894
Domestic heating stoves.....	10	6401		252.894	252.894	252.894	252.894	252.894
Domestic heating stoves.....	10	640141	06/99	199.133	199.133	199.133	199.133	199.133
Domestic water heaters.....	10	66		569.070	569.070	569.210	569.210	569.385
Domestic water heaters.....	10	6601		569.070	569.070	569.210	569.210	569.385
Household water heaters, electric, for permanent installation.....	10	660101		563.918	563.918	563.918	563.918	563.918
Household water heaters, except electric.....	10	660114	12/00	346.307	346.307	346.462	346.462	346.657
Fabricated structural metal products.....	10	7		372.886	373.202	370.974	369.216	367.486
Metal doors, sash, and trim.....	10	71		428.887	429.476	422.541	425.493	426.021
Metal doors and frames (except storm).....	10	7102	06/83	401.843	402.057	399.223	401.489	402.291
Metal doors and frames (except storm).....	10	710209	06/07	208.466	208.577	207.107	208.283	208.698
Metal windows (except storm sash).....	10	7103	06/83	400.189	402.314	400.665	405.639	405.798
Metal windows (except storm sash).....	10	710313	06/97	273.213	274.664	273.538	276.934	277.042
Metal molding and trim and store fronts.....	10	7104	06/83	1,150.766	1,150.711	1,050.703	1,057.060	1,057.060
Metal molding and trim and store fronts.....	10	710413	06/83	1,150.766	1,150.711	1,050.703	1,057.060	1,057.060
Metal combination screen, storm sash, and storm doors.....	10	7105	06/83	228.111	228.111	228.111	232.272	232.272
Metal combination screen, storm sash, and storm doors.....	10	710515	06/83	228.111	228.111	228.111	232.272	232.272
Metal window and door screens (except combination screens) and metal weather strip.....	10	7107	05/16	153.972	153.972	153.972	154.147	154.147
Metal window and door screens (except combination screens) and metal weather strip.....	10	710717	05/16	153.972	153.972	153.972	154.147	154.147
Metal tanks.....	10	72		315.886	316.545	317.778	318.358	318.358
Metal tanks.....	10	7201		315.886	316.545	317.778	318.358	318.358
Metal tanks, heavy gauge, including field-erected.....	10	720123		315.886	316.545	317.778	318.358	318.358
Sheet metal products.....	10	73		318.649	322.125	319.888	321.318	317.137
Sheet metal products.....	10	7301		318.649	322.125	319.888	321.318	317.137
Sheet metal air-conditioning ducts and stove pipe.....	10	730120	12/03	288.968	288.968	289.193	289.259	289.259
Sheet metal roofing and roof drainage equipment.....	10	730170	12/03	248.044	246.797	245.767	251.836	241.401
Sheet metal electronic enclosures.....	10	7301C	06/11	140.871	140.336	140.448	140.482	140.324
Steel sheet metal computer & peripheral equipment enclosures.....	10	7301C1	06/11	121.715	121.394	121.567	122.558	122.382
Aluminum sheet metal computer & peripheral equipment enclosures.....	10	7301C2	06/11	169.210	167.649	167.886	167.861	167.855
Other sheet metal electronic enclosures (excl. computers).....	10	7301C3	06/11	140.126	139.859	139.883	139.325	139.122
Other sheet metal work.....	10	7301G	06/11	135.743	135.646	137.921	138.487	137.135
Aluminum and other sheet metal work.....	10	7301G3	06/11	131.463	131.220	131.345	132.220	130.209
Structural, architectural, and pre-engineered metal products.....	10	74		381.861	379.913	377.200	373.257	371.819
Fabricated structural metal.....	10	7405		376.310	374.454	370.470	364.106	361.709
Fabricated structural metal bar joists and concrete reinforcing bars.....	10	74051		372.821	367.305	362.175	351.877	348.458
Fabricated structural iron & steel for industrial bldgs metal bar joists, short span.....	10	740510	06/11	187.513	186.440	180.464	169.736	167.503
Fabricated structural iron & steel for commercial, residential, institutional, & public bldgs.....	10	740514	06/11	214.656	211.101	208.905	204.214	202.360
Other fabricated structural metal, including for bridges.....	10	74055	06/82	371.069	374.896	372.787	372.658	371.900
Fabricated structural metal for bridges.....	10	740553	12/07	158.114	167.821	166.025	170.469	170.856
Other fabricated structural iron and steel, aluminum, and other metals.....	10	740554	12/07	176.668	177.176	176.318	175.524	175.048
Custom roll form products.....	10	7407		277.086	277.355	277.207	276.602	276.930
Custom roll form products.....	10	740775	06/90	261.599	261.854	261.714	261.143	261.452
Ornamental and architectural metal work.....	10	7408	12/83	532.044	532.636	533.845	533.743	531.902
Iron, steel, and aluminum stairs, staircases and fire escapes.....	10	740803	12/83	587.095	586.195	585.722	585.144	583.236
Steel and aluminum fences, gates (not wire), and railings and window guards.....	10	740813	12/97	292.695	294.140	297.960	297.960	297.945
Other architectural and ornamental metal work.....	10	74082	12/97	320.449	321.504	322.201	322.257	322.257
Other aluminum and metal architectural and ornamental work.....	10	740821	12/08	204.614	206.938	207.995	207.995	207.995
Other iron and steel architectural and ornamental work.....	10	740822	12/08	208.421	208.272	208.421	208.477	208.477
Metal stalls and corrals.....	10	740824	05/17	171.473	-	-	-	-
Fabricated metal pipe, tube, and fittings.....	10	7411	12/11	143.805	140.939	139.344	138.724	138.829
Fabricated metal pipe, tube, and fittings.....	10	741151	12/11	143.805	140.939	139.344	138.724	138.829
Heat exchangers and steam condensers.....	10	75		402.643	403.082	411.747	412.880	412.880
Heat exchangers, steam condensers, and steel power boilers.....	10	7501		402.318	402.756	411.414	412.546	412.546
Heat exchangers and steam condensers (except for nuclear applications).....	10	750103		403.968	404.573	415.563	415.563	415.563
Steel power boilers, incl. parts and attachments (excl. nuclear applications).....	10	750106	05/22	-	-	99.426	101.129	-
Fabricated steel plate.....	10	76		335.299	336.245	336.245	336.245	332.722
Fabricated steel plate.....	10	7601		335.299	336.245	336.245	336.245	332.722
Fabricated steel plate.....	10	760102	12/01	228.878	229.523	229.523	229.523	227.118

See footnotes at end of table.

Table 9. Producer price indexes for commodity and service groupings and individual items, not seasonally adjusted — Continued
 [November 2022, Index base 1982=100, unless otherwise indicated]

Title	Commodity code		Other index base	Unadjusted index ¹				
	Group code	Item code		July 2022	Aug. 2022 ^P	Sept. 2022 ^P	Oct. 2022 ^P	Nov. 2022 ^P
Prefabricated metal buildings.....	10	79		536.989	543.896	532.865	518.999	518.476
Prefabricated metal building systems (excl. farm service bldgs, residential bldgs, and parts).....	10	7901		555.798	553.293	549.532	537.307	537.316
Prefabricated metal building systems (excl. farm service bldgs, residential bldgs, and parts).....	10	790101	12/97	403.779	401.959	399.227	390.346	390.352
Industrial & commercial prefab metal building systems (excl farm svc bldgs, residential, parts).....	10	7901012	12/07	266.609	265.330	263.405	257.155	257.160
Farm service buildings and other prefabricated and portable buildings, steel and aluminum.....	10	7902		488.318	486.380	483.444	474.063	474.072
Farm service buildings and other prefabricated and portable buildings, steel and aluminum.....	10	790201	12/97	331.548	330.232	328.239	321.870	321.876
Panels, parts, and sections for prefabricated buildings, steel and aluminum.....	10	7903		436.555	485.892	441.662	419.319	416.382
Panels, parts, and sections for prefabricated buildings, steel and aluminum.....	10	790354		436.555	485.892	441.662	419.319	416.382
Miscellaneous metal products.....	10	8		219.010	220.353	220.479	221.062	221.854
Bolts, nuts, screws, rivets, and washers.....	10	81		287.505	295.245	296.015	293.808	293.986
Externally threaded fasteners, except aircraft types.....	10	8102	06/82	260.863	259.405	259.293	254.187	254.017
Hex bolts, including heavy, tap-and-joint.....	10	810206	06/82	205.241	205.147	208.435	203.422	197.789
Cap, set, machine, lag, flange, and self-locking screws, except aircraft types.....	10	810231		321.029	317.835	315.739	311.108	309.171
Other metal bolts, incl. square, round, plow, high-strength structural, and bent.....	10	810262	12/99	272.359	272.359	272.359	254.006	254.008
Other externally threaded metal fasteners, including studs, except aircraft types.....	10	810263	12/99	187.856	186.883	186.443	185.020	188.618
Internally threaded fasteners, except aircraft types.....	10	8103	06/82	146.655	147.071	147.990	147.541	148.633
Internally threaded fasteners, except aircraft types.....	10	810312	06/82	146.655	147.071	147.990	147.541	148.633
Nonthreaded metal fasteners, except aircraft types.....	10	8104	06/82	257.074	257.365	266.468	269.709	270.658
Nonthreaded metal fasteners, except aircraft types.....	10	810424	06/82	257.074	257.365	266.468	269.709	270.658
Aircraft fasteners, except plastics (including aerospace).....	10	8105	06/82	520.413	570.889	570.889	571.542	571.542
Aircraft fasteners, except plastics (including aerospace).....	10	810536	06/82	520.413	570.889	570.889	571.542	571.542
Formed products, except fasteners, made by cold-, warm-, or hot-heading processes.....	10	8106	06/82	252.856	253.009	253.009	253.009	253.009
Formed products, except fasteners, made by cold-, warm-, or hot-heading processes.....	10	810648	06/82	252.856	253.009	253.009	253.009	253.009
Lighting fixtures.....	10	83		214.677	215.118	216.967	216.986	216.986
Residential electric lighting fixtures, except portable.....	10	8302		254.840	254.119	254.509	254.511	254.511
Residential electric lighting fixtures, except portable.....	10	830225	06/98	176.688	176.187	176.457	176.459	176.459
Commercial, institutional and industrial electric lighting fixtures.....	10	8303		234.266	234.303	238.146	238.146	238.146
Commercial and institutional electric lighting fixtures, including parts and accessories.....	10	830302	12/04	157.679	157.711	158.076	158.076	158.076
Industrial electric lighting fixtures, including parts and accessories.....	10	830304	12/04	178.391	178.391	190.243	190.243	190.243
Other lighting equipment.....	10	8305		198.345	199.426	199.426	199.470	199.470
Outdoor lighting equipment (including parts and accessories).....	10	830522	06/85	202.149	203.995	203.995	203.995	203.995
All other miscellaneous electric and nonelectric lighting equipment, incl parts and accessories.....	10	830524	06/85	125.785	125.785	125.785	125.854	125.854
Ammunition, except for small arms.....	10	85	12/85	226.202	235.780	237.484	241.232	241.232
Ammunition, except for small arms.....	10	8501	12/85	226.202	235.780	237.484	241.232	241.232
Ammunition, except for small arms.....	10	850101	12/85	226.202	235.780	237.484	241.232	241.232
Ordnance and ordnance accessories, n.e.c.....	10	86	12/85	223.603	223.603	223.603	223.603	223.603
Ordnance and ordnance accessories, n.e.c.....	10	8601	12/85	223.603	223.603	223.603	223.603	223.603
Ordnance and ordnance accessories, n.e.c.....	10	860101	12/85	223.603	223.603	223.603	223.603	223.603
Fabricated ferrous wire products.....	10	88	06/82	370.782	371.980	369.603	377.443	376.664
Ferrous wire rope, cable, forms and strand.....	10	8801	06/82	373.487	373.996	373.693	374.677	374.914
Ferrous wire rope, cable, forms and strand.....	10	880101	06/82	373.487	373.996	373.693	374.677	374.914
Ferrous wire cloth, other woven wire products.....	10	8807	06/82	211.438	212.203	213.930	215.834	215.834
Ferrous wire cloth, other woven wire products.....	10	880701	06/82	211.438	212.203	213.930	215.834	215.834
Other fabricated ferrous wire products.....	10	8809	06/82	356.766	358.476	355.754	368.659	367.141
Steel fencing and fence gates.....	10	880993	06/09	159.096	159.580	159.035	153.675	150.738
Other fabricated ferrous wire products, n.e.c.....	10	880996	12/11	165.543	166.406	164.975	173.763	173.628
Steel nails, staples, tacks, spikes and brads.....	10	8812	06/09	265.482	265.212	254.788	254.880	254.899
Steel nails, staples, tacks, spikes and brads.....	10	881201	06/09	265.482	265.212	254.788	254.880	254.899
Other miscellaneous metal products.....	10	89		199.492	200.135	200.136	200.512	201.566
Wire springs.....	10	8904		328.912	325.872	329.447	330.180	330.848
Precision mechanical wire springs.....	10	890424		268.311	261.943	262.416	263.953	265.353
Precision mechanical extension- and torsion-type wire springs.....	10	8904241	12/09	154.621	157.970	158.422	160.597	160.069
Precision mechanical compression-type springs.....	10	8904242	12/09	153.092	146.582	146.779	147.128	148.474
Other metal products.....	10	8905		182.053	182.692	182.636	182.448	182.283
Automotive job stampings.....	10	890507		125.265	124.850	124.770	124.862	124.714
Precision turned products, automotive.....	10	890521	12/83	156.058	156.058	156.058	155.228	155.228

See footnotes at end of table.

Table 9. Producer price indexes for commodity and service groupings and individual items, not seasonally adjusted — Continued
 [November 2022, Index base 1982=100, unless otherwise indicated]

Title	Commodity code		Other index base	Unadjusted index ¹				
	Group code	Item code		July 2022	Aug. 2022 ^P	Sept. 2022 ^P	Oct. 2022 ^P	Nov. 2022 ^P
Precision turned products, except automotive.....	10	890522	12/83	243.085	251.335	253.596	253.596	254.349
Metal powders, paste, and flake.....	10	890564	06/85	240.722	235.730	235.730	235.730	235.772
Powder metallurgy parts, except bearings, gears, etc.....	10	890571	12/91	137.508	137.369	137.034	134.212	—
Other fabricated metal products.....	10	890589	06/85	248.161	246.682	244.205	243.670	242.297
Metal stampings n.e.c.....	10	8907	06/84	248.623	249.936	249.871	248.660	248.660
Metal job stampings, except automotive.....	10	890701		282.802	284.663	284.570	284.120	284.120
Recreational vehicle metal job stamping.....	10	8907011	12/10	168.277	168.277	168.012	169.014	—
Motor and generator metal job stamping.....	10	8907012	12/10	124.707	124.707	124.707	116.853	116.853
Other metal job stampings.....	10	8907013	12/10	139.023	139.985	139.985	139.885	139.885
Metal foil and leaf.....	10	8908	12/84	186.892	187.116	187.230	206.567	206.567
Flexible packaging foil.....	10	890811	12/84	166.706	166.906	167.008	184.257	184.257
Heavy gauge springs.....	10	8909	06/04	218.999	220.960	218.324	218.326	297.712
Hot formed steel springs, except wire.....	10	890912	06/04	209.393	212.882	208.565	—	—
Cold formed steel springs, except wire.....	10	890913	06/04	229.330	229.626	228.823	228.826	394.585
Machinery and equipment.....	11	—		166.387	167.208	167.718	168.501	169.184
Agricultural machinery and equipment.....	11	1		303.566	305.652	308.633	314.639	314.472
Agricultural machinery and equipment.....	11	14	12/02	190.043	191.349	193.216	196.976	196.871
Commercial turf and grounds care equipment, including parts and attachments.....	11	1401	12/02	155.789	159.367	159.367	160.309	161.024
Commercial turf and grounds care equipment, including parts and attachments.....	11	140111	12/02	155.789	159.367	159.367	160.309	161.024
Farm plows, harrows, rollers, pulverizers, etc., and attachments.....	11	1402	12/02	268.136	274.834	283.843	283.843	283.843
Farm plows, harrows, rollers, pulverizers, etc., and attachments.....	11	140211	12/02	268.136	274.834	283.843	283.843	283.843
Farm dairy equipment, sprayers and dusters, farm blowers, and attachments.....	11	1404	12/02	174.119	174.233	174.233	174.233	173.782
Farm dairy equipment, sprayers and dusters, farm blowers, and attachments.....	11	140411	12/02	174.119	174.233	174.233	174.233	173.782
Planting, seeding, and fertilizing machinery and attachments.....	11	1405	12/02	185.857	186.066	192.341	192.341	192.341
Planting, seeding, and fertilizing machinery and attachments.....	11	140511	12/02	185.857	186.066	192.341	192.341	192.341
Harvesting machinery (except hay and straw) and attachments.....	11	1406	12/82	312.432	312.432	312.432	333.471	333.471
Harvesting machinery (except hay and straw) and attachments.....	11	140611	12/82	312.432	312.432	312.432	333.471	333.471
Haying machinery and attachments.....	11	1407	12/82	301.203	301.203	315.407	315.407	315.787
Haying machinery and attachments.....	11	140711	12/82	301.203	301.203	315.407	315.407	315.787
All other farm machinery and equipment, excluding parts, including attachments.....	11	1408	12/02	237.966	241.089	242.073	241.173	239.154
All other farm machinery and equipment, excluding parts, including attachments.....	11	140811	12/02	237.966	241.089	242.073	241.173	239.154
Parts for farm machinery, for sale separately.....	11	1409	12/02	180.964	182.055	182.339	183.147	183.707
Parts for farm machinery, for sale separately.....	11	140911	12/02	180.964	182.055	182.339	183.147	183.707
Construction machinery and equipment.....	11	2		275.184	282.317	282.714	282.777	283.298
Tractors and attachments, ex. parts.....	11	2A	12/99	176.565	182.585	182.585	181.273	180.077
Construction machinery for mounting (excluding parts, winches, snow clearing attachments).....	11	2A03	12/99	165.419	171.427	171.427	171.427	171.427
Construction machinery for mounting (excluding parts, winches, snow clearing attachments).....	11	2A0302	12/99	165.419	171.427	171.427	171.427	171.427
Tractor shovel loaders (skid steer, wheel, crawler, and integral design backhoes).....	11	2A04		256.178	269.201	269.201	269.373	269.551
Tractor shovel loaders (skid steer, wheel, crawler, and integral design backhoes).....	11	2A0406	06/86	244.318	256.738	256.738	256.902	257.072
Construction wheel and crawler tractors, dozers, self-propelled log skidders, etc.....	11	2A05	12/03	168.599	172.376	172.376	170.032	167.888
Construction wheel and crawler tractors, dozers, self-propelled log skidders, etc.....	11	2A0501	12/03	168.599	172.376	172.376	170.032	167.888
Power cranes, draglines, & shovels (excavators) (incl. surface mining equipment) (excl. parts).....	11	2B	12/99	171.765	180.296	180.319	180.826	181.071
Power cranes, draglines, & shovels (excavators) (incl. surface mining equip.) (excluding parts).....	11	2B05	12/99	171.765	180.296	180.319	180.826	181.071
Power cranes, draglines, & shovels (excavators) (incl. surface mining equip.) (excluding parts).....	11	2B0504	12/99	171.765	180.296	180.319	180.826	181.071
Mixers, pavers, and related equipment (excluding parts).....	11	2C		279.943	292.538	292.538	292.538	296.274
Mixers, pavers, and related equipment (excluding parts).....	11	2C01		279.943	292.538	292.538	292.538	296.274
Mixers, pavers, and related equipment (excluding parts).....	11	2C0109	12/99	201.014	210.058	210.058	210.058	212.740
Off-highway, equipment, ex. parts.....	11	2D	12/99	189.651	197.207	197.207	198.609	199.301
Off-highway trucks, haulers, truck-type tractor chassis, trailers, etc. (excluding parts).....	11	2D02	12/03	173.624	176.013	176.013	179.320	179.771
Off-highway trucks, haulers, truck-type tractor chassis, trailers, etc. (excluding parts).....	11	2D0201	12/03	173.624	176.013	176.013	179.320	179.771
Graders, rollers & compactors, rough-terrain forklifts, scrapers, trenchers, etc. (excl. parts).....	11	2D03	12/03	186.214	196.714	196.714	196.714	197.517
Graders, rollers & compactors, rough-terrain forklifts, scrapers, trenchers, etc. (excl. parts).....	11	2D0301	12/03	186.214	196.714	196.714	196.714	197.517

See footnotes at end of table.

Table 9. Producer price indexes for commodity and service groupings and individual items, not seasonally adjusted — Continued
 [November 2022, Index base 1982=100, unless otherwise indicated]

Title	Commodity code		Other index base	Unadjusted index ¹				
	Group code	Item code		July 2022	Aug. 2022 ^P	Sept. 2022 ^P	Oct. 2022 ^P	Nov. 2022 ^P
Misc. construction machinery and equipment.....	11	2J	12/05	173.221	173.462	173.462	173.545	174.832
Winches, aerial work platforms, and automotive wrecker hoists, including parts and attachments.....	11	2J01	12/05	179.708	180.185	180.185	180.347	180.347
Winches, aerial work platforms, and automotive wrecker hoists, including parts and attachments.....	11	2J0101	12/03	226.363	226.963	226.963	227.167	227.167
Other construction machinery and equipment (excluding parts).....	11	2J03	12/03	187.722	187.722	187.722	187.722	190.665
Other construction machinery and equipment (excluding parts).....	11	2J0301	12/03	187.722	187.722	187.722	187.722	190.665
Parts for construction machinery and equipment, sold separately.....	11	2K	12/99	180.250	181.335	184.301	186.279	187.509
Parts for construction machinery and equipment, sold separately.....	11	2K01	12/99	180.250	181.335	184.301	186.279	187.509
Parts for cranes, draglines, and shovels (including surface mining equipment) (sold separately).....	11	2K0101	12/11	139.528	139.528	149.111	154.093	154.088
Parts for off-highway wheel tractors and shovel loaders (sold separately).....	11	2K0102	12/11	121.248	121.248	121.293	121.293	128.038
Parts for other construction machinery (sold separately).....	11	2K0103	12/11	134.211	135.696	134.796	134.935	134.360
Metalworking machinery and equipment.....	11	3		227.739	228.412	228.973	229.570	230.630
Power-driven handtools, including parts and attachments.....	11	32		213.032	213.032	213.032	213.032	213.032
Power-driven handtools, including parts and attachments.....	11	3211	12/04	145.110	145.110	145.110	145.110	145.110
Power-driven handtools, including parts and attachments.....	11	321101	12/04	145.110	145.110	145.110	145.110	145.110
Power-driven handtools, pneumatic, hydraulic, and powder-actuated.....	11	3211011	06/11	146.826	146.826	146.826	146.826	146.826
Power-driven handtools, electric (except battery powered), including parts.....	11	3211014	06/11	136.248	136.248	136.248	136.248	136.248
Welding machines and equipment.....	11	33		386.465	389.101	389.101	385.828	386.525
Arc welding machines, components, and accessories, excluding electrodes and stud welding equip.....	11	3301		411.410	418.112	418.112	418.112	418.112
Arc welding machines, components, and accessories, excluding electrodes and stud welding equip.....	11	330175	12/97	270.302	274.705	274.705	274.705	274.705
Resistance welders, components, accessories, and electrodes.....	11	3302		291.551	291.551	291.551	291.551	291.551
Resistance welders, components, accessories, and electrodes.....	11	330276	12/84	270.185	270.185	270.185	270.185	270.185
Gas welding and cutting equipment, parts, attachments, and accessories.....	11	3304		259.825	259.825	259.825	259.825	259.825
Gas welding and cutting equipment, parts, attachments, and accessories.....	11	330461	06/83	255.553	255.553	255.553	255.553	255.553
Other welding equipment, components, and accessories (excluding arc, resistance, and gas).....	11	3306	12/00	152.431	152.431	152.431	152.431	152.431
Other welding equipment, components, and accessories (excluding arc, resistance, and gas).....	11	330629	12/00	152.431	152.431	152.431	152.431	152.431
Industrial process furnaces and ovens.....	11	34		262.623	263.383	263.427	263.427	264.320
Industrial process furnaces and ovens, except parts and attachments.....	11	3407	12/04	161.261	161.893	161.929	161.929	162.672
Industrial process furnaces and ovens, except parts and attachments.....	11	340711	12/04	161.261	161.893	161.929	161.929	162.672
Parts and attachments for industrial process furnaces and ovens.....	11	3409	06/11	140.580	140.580	140.580	140.580	140.580
Parts and attachments for industrial process furnaces and ovens.....	11	340901	06/11	140.580	140.580	140.580	140.580	140.580
Cutting tools and accessories.....	11	35		215.046	216.043	216.497	217.465	217.614
Small cutting tools.....	11	3501		201.711	202.441	202.456	203.388	203.583
End mills and milling cutters.....	11	350144	12/11	115.680	115.712	115.767	116.907	117.500
Threading tools, including blanks, tips and inserts.....	11	350145	12/11	120.583	118.300	118.300	118.300	118.580
Carbon and high-speed steel, shank, solid, tipped carbide twist drills.....	11	350146	12/11	122.314	123.131	123.131	123.131	123.131
Taps, carbide indexable, and throwaway inserts for machine tools.....	11	350147	12/11	129.280	129.835	129.835	134.684	134.684
Other cutting tools for machine tools, excluding tips and blanks.....	11	350149	12/11	115.009	115.771	115.771	115.771	115.771
Other machine tool attachments and accessories.....	11	3505	06/83	248.401	251.901	255.400	257.453	257.453
Other machine tool attachments and accessories.....	11	350501	06/83	248.401	251.901	255.400	257.453	257.453
Abrasive products.....	11	36		257.810	256.050	254.868	257.106	263.879
Nonmetallic sized grains, powders, and flour abrasives (incl. graded only).....	11	3601		190.429	190.429	190.429	190.585	190.585
Nonmetallic sized grains, powders, and flour abrasives (incl. graded only).....	11	360105	06/87	245.160	245.160	245.160	245.362	245.362
Nonmetallic abrasive products (including diamond abrasives).....	11	3603		236.314	236.320	236.815	238.800	251.782
Nonmetallic abrasive products (including diamond abrasives).....	11	360311	06/87	216.328	216.333	216.786	218.603	230.487
Nonmetallic coated abrasive products and buffing wheels, polishing wheels, and laps.....	11	3605		299.311	301.533	301.533	307.344	317.778
Nonmetallic coated abrasive products and buffing wheels, polishing wheels, and laps.....	11	360505		221.549	223.193	223.193	227.495	235.217
Metal cutting machine tools.....	11	37		223.086	223.671	223.680	224.490	226.200
Other metal-cutting machine tools.....	11	3720	12/09	121.830	122.340	122.390	122.443	123.799
Other metal-cutting machine tools.....	11	372041	12/09	121.830	122.340	122.390	122.443	123.799
Metal machining centers.....	11	3721	12/09	124.674	124.674	124.674	124.674	125.970
Metal machining centers.....	11	372121	12/09	124.674	124.674	124.674	124.674	125.970
Rebuilt metal-cutting machine tools and parts for metal-cutting machine tools.....	11	3753	12/02	149.482	150.106	150.106	152.149	152.149
Rebuilt metal-cutting machine tools and parts for metal-cutting machine tools.....	11	375311	12/02	149.482	150.106	150.106	152.149	152.149

See footnotes at end of table.

Table 9. Producer price indexes for commodity and service groupings and individual items, not seasonally adjusted — Continued
 [November 2022, Index base 1982=100, unless otherwise indicated]

Title	Commodity code		Other index base	Unadjusted index ¹				
	Group code	Item code		July 2022	Aug. 2022 ^P	Sept. 2022 ^P	Oct. 2022 ^P	Nov. 2022 ^P
Metal forming machine tools.....	11	38		260.462	263.555	263.555	263.555	263.555
Metal-forming machine tools (except rebuilt and parts).....	11	3826	12/09	130.358	131.840	131.840	131.840	131.840
Metal punching and shearing (power & manual), and bending and forming machines (power only).....	11	382611		208.040	208.040	208.040	208.040	208.040
Metalworking presses (except forging and die-stamping presses).....	11	382631		263.135	274.628	274.628	274.628	274.628
Other metal-forming machine tools (except presses).....	11	382651		337.884	341.326	—	—	—
Rebuilt metal-forming machine tools and parts for metal-forming machine tools.....	11	3852	12/02	151.727	153.830	153.830	153.830	153.830
Rebuilt metal-forming machine tools and parts for metal-forming machine tools.....	11	385205	12/02	151.727	153.830	153.830	153.830	153.830
Tools, dies, jigs, fixtures & ind. molds.....	11	39		173.144	173.925	174.601	175.621	175.850
Special tools, dies, jigs, and fixtures.....	11	3901		193.334	193.939	194.671	195.248	195.526
Special tools, dies, jigs, and fixtures.....	11	390135	12/03	126.841	127.238	127.719	128.097	128.280
Jigs and fixtures, including parts.....	11	3901351	06/10	132.265	132.616	133.791	134.672	135.244
Metalworking dies and die sets.....	11	3901353	06/10	116.353	116.467	116.707	116.930	116.930
Standard punches, industrial prototypes, die parts & other special tooling for dies.....	11	3901357	06/10	122.588	123.444	123.444	123.444	123.444
Industrial molds and mold boxes.....	11	3903		146.873	147.807	148.402	149.839	150.010
Industrial injection-type molds made of metal for plastics.....	11	390312	12/09	123.822	125.252	125.252	125.252	125.467
Other industrial molds and mold boxes.....	11	390331	12/09	111.270	111.666	112.361	114.038	114.133
Metalworking machinery n. e. c.....	11	3A	06/83	237.510	237.510	245.689	246.045	246.045
Other metalworking machinery.....	11	3A02	06/83	313.340	313.340	315.283	316.985	316.985
Other metalworking machinery.....	11	3A0201	06/83	313.340	313.340	315.283	316.985	316.985
General purpose machinery and equipment.....	11	4		309.376	310.809	312.027	313.328	314.652
Pumps, compressors, and equipment.....	11	41		328.029	329.222	332.411	334.267	336.946
Industrial pumps, except hydraulic fluid power pumps.....	11	4102		327.274	327.274	328.596	331.184	331.184
Industrial pumps, except hydraulic fluid power pumps.....	11	410212	12/97	208.816	208.816	209.660	211.312	211.312
Parts and attachments for air and gas compressors and vacuum pumps.....	11	4107	06/84	385.178	386.645	386.665	393.211	394.234
Parts and attachments for air and gas compressors, ex. refrigeration, ice making, & a/c.....	11	410701	06/84	385.178	386.645	386.665	393.211	394.234
Domestic water systems.....	11	4113	12/03	203.310	203.310	203.310	203.310	—
Domestic water systems.....	11	411311	12/03	203.310	203.310	203.310	203.310	—
Air and gas compressors and vacuum pumps.....	11	4115	06/05	210.719	212.862	216.237	217.852	221.364
Air and gas compressors and vacuum pumps.....	11	411501	06/05	210.719	212.862	216.237	217.852	221.364
Other pumps, including parts and attachments.....	11	4119	12/83	342.284	342.434	344.515	345.205	346.978
Parts and attachments for pumps.....	11	411911	12/83	398.229	398.774	406.322	406.322	406.322
All other pumps, including domestic sump, oil well, and oil field pumps.....	11	411915	12/97	188.670	188.670	188.670	189.230	190.668
Other pumps, except automotive circulating pumps, and measuring & dispensing pumps.....	11	4119155	12/09	154.459	154.459	154.459	155.077	156.806
Elevators, escalators, and other lifts.....	11	42		198.549	198.690	200.096	201.692	201.396
Elevators and moving stairways.....	11	4201		193.486	193.486	195.219	196.444	196.444
Elevators and moving stairways.....	11	420112	12/03	169.048	169.048	170.562	171.633	171.633
Parts and attachments for elevators and moving stairs (sold separately).....	11	4202		220.843	221.603	221.577	224.800	223.203
Parts and attachments for elevators and moving stairs (sold separately).....	11	420221		220.843	221.603	221.577	224.800	223.203
Fluid power equipment.....	11	43		322.938	324.317	325.524	325.956	327.194
Fluid power pumps and parts.....	11	4301		278.988	278.988	278.988	278.982	279.682
Nonaerospace-type reciprocating fluid power pumps.....	11	430112	12/11	135.208	135.208	135.208	135.208	136.145
Nonaerospace-type rotary and other fluid power pumps.....	11	430113	12/14	106.655	106.655	106.655	106.655	—
Nonaerospace-type fluid power motors.....	11	430115	12/11	147.040	147.040	147.040	147.026	147.026
Parts for fluid power pumps, motors, and hydrostatic transmissions.....	11	430119	12/11	128.673	128.673	128.673	128.673	128.673
Fluid power valves.....	11	4302		344.825	344.943	344.931	345.193	345.644
Fluid power valves.....	11	430201	12/82	336.398	336.513	336.502	336.757	337.197
Nonaerospace type hydraulic directional control valves.....	11	4302013	12/07	160.834	160.816	160.816	160.816	160.816
Nonaerospace type pneumatic directional control valves.....	11	4302015	12/07	160.669	160.669	160.669	160.982	161.613
Aerospace type fluid power valves.....	11	430201A	06/09	151.495	151.495	151.485	151.502	151.784
Fluid power cylinders, actuators, accumulators, cushions, & parts.....	11	4303		299.157	302.660	305.801	306.799	309.409
Non-aerospace hydraulic & all aerospace-type fluid power cylinders.....	11	430312	06/98	210.149	212.490	213.403	213.462	215.879
Non-aerospace pneumatic fluid power cylinders.....	11	430313	06/98	172.131	172.131	172.782	172.782	—
Parts for hydraulic & pneumatic cylinders and actuators.....	11	430315	06/98	243.981	249.487	261.026	266.297	266.297
Fluid power hose and tube fittings.....	11	4304		372.483	372.546	372.546	372.546	372.546
Fluid power hose and tube fittings.....	11	430406		372.483	372.546	372.546	372.546	372.546
Nonaerospace type flared (metal) fittings, couplings, and assemblies.....	11	4304062	06/09	142.912	142.912	142.912	142.912	142.912
Parts for fluid power valves.....	11	4305	06/91	236.748	236.835	237.295	236.899	236.834
Parts for fluid power valves.....	11	430501	06/91	236.748	236.835	237.295	236.899	236.834
Industrial material handling equipment.....	11	44		281.594	282.895	283.191	283.847	288.358
Conveying equipment, except parts and accessories.....	11	4402		277.300	279.121	279.670	279.860	281.311

See footnotes at end of table.

Table 9. Producer price indexes for commodity and service groupings and individual items, not seasonally adjusted — Continued
 [November 2022, Index base 1982=100, unless otherwise indicated]

Title	Commodity code		Other index base	Unadjusted index ¹				
	Group code	Item code		July 2022	Aug. 2022 ^P	Sept. 2022 ^P	Oct. 2022 ^P	Nov. 2022 ^P
Unit handling conveyors and conveying systems.....	11	440212	06/84	227.912	227.910	228.596	228.693	228.762
Unit handling gravity and trolley conveyors and conveying systems... ..	11	4402122	06/09	128.399	128.399	128.399	128.230	128.249
All other unit handling conveyors, including tow, belt, roller, pneumatic, portable, etc.....	11	4402124	06/09	144.265	144.264	144.800	144.919	144.968
Bulk material handling conveyors and conveying systems.....	11	440216	06/84	285.277	289.119	289.374	289.650	292.617
Industrial trucks, trailers, and stackers.....	11	4403		269.413	269.455	269.662	270.714	277.996
Industrial trucks, tractors, mobile straddle carriers & cranes, & automatic stacking machines.....	11	44035	12/11	149.459	149.484	149.512	150.199	155.001
Work trucks with lifting & handling equipment, riding, electric, self-propelled.....	11	440353	06/02	211.268	211.268	211.275	211.488	225.620
Work trucks with lifting & handling equipment, non-riding electric or any non-electric.....	11	440356	06/02	183.049	183.106	183.166	185.188	189.007
Work trucks not fitted with lifting & handling equipment, electric or non-electric.....	11	440357	06/02	205.659	205.723	205.793	206.411	206.600
Bulk powered material moving equipment, dock boards, and metal pallets and skids.....	11	440358	06/02	206.565	206.565	206.565	206.565	206.680
Parts and attachments for industrial trucks and tractors.....	11	440378	12/86	347.963	348.000	349.340	349.421	349.421
Hoists, overhead cranes, and monorail systems.....	11	4404		339.536	348.918	349.192	349.173	350.834
Hoists and parts and attachments for hoists (sold separately).....	11	440481	12/84	314.789	324.125	324.125	324.125	329.616
Overhead traveling cranes and monorail systems, including parts and attachments sold separately.....	11	440485	12/84	323.457	331.997	332.415	332.387	331.506
Parts and accessories for conveyors and conveying systems.....	11	4406	09/18	132.726	132.875	132.878	133.007	132.911
Parts and accessories for unit handling conveyors and conveying systems.....	11	440601	06/84	294.661	294.661	294.678	295.335	294.847
Parts and accessories for bulk material handling conveyors and conveying systems.....	11	440602	06/84	467.890	468.821	468.821	468.821	468.821
Mechanical power transmission equipment.....	11	45		335.622	341.483	345.227	347.548	353.685
Speed changers, drives, gears.....	11	4501		332.552	336.680	340.660	340.307	353.541
Speed changers and industrial high speed drives & parts other than loose gearing.....	11	450117	12/03	192.918	196.567	196.567	196.809	208.504
Other power transmission equipment.....	11	4502	12/84	320.398	327.622	330.934	335.724	334.643
Mechanical power transmission equipment, excl. speed changers, drives, & gears.....	11	450212	12/03	212.147	214.841	217.820	222.128	221.155
Scales and balances.....	11	46		220.093	220.940	222.970	223.510	226.750
Vehicle and industrial scales.....	11	4611	12/91	190.542	191.266	194.265	194.862	199.333
Vehicle and industrial scales.....	11	461101	06/03	165.725	166.355	168.964	169.483	173.371
Motor truck and railroad track scales.....	11	4611011	12/10	149.728	149.728	150.925	150.925	153.977
Industrial scales (including automatic checkweigher and bulkweigher scales).....	11	4611012	12/10	156.943	158.572	159.826	161.168	165.699
Miscellaneous non-vehicle scales (crane, susp., tank, hopper, measuring dev, lab, bulk conveyor).....	11	4611013	12/10	131.610	131.610	-	-	-
Retail, commercial, household, and mailing scales and balances.....	11	4612	12/91	182.111	182.111	182.111	182.111	182.274
Retail, commercial, household, and mailing scales and balances.....	11	461201	06/03	167.168	167.168	167.168	167.168	167.317
Parts, attachments, and accessories for scales and balances.....	11	4613	12/91	250.847	252.322	253.377	254.052	256.239
Parts, attachments, and accessories for scales and balances.....	11	461301	06/03	245.124	246.566	247.597	248.257	250.394
Air purification equipment and industrial and commercial fans and blowers... ..	11	47		289.419	290.656	290.230	293.943	293.654
Fan, blower, air purification equipment.....	11	4701		289.419	290.656	290.230	293.943	293.654
Dust collection and other air purification equipment for cleaning incoming air.....	11	470143	12/83	244.702	246.214	245.218	246.571	245.798
Air filters for air-conditioners and furnaces, etc., of 2400 CFM or less, except parts.....	11	4701431	06/09	158.968	160.631	159.524	160.920	160.823
Other dust collection and air purification equipment, except parts.....	11	4701432	06/09	132.751	132.768	132.787	133.049	133.049
Parts for dust collection and air purification equipment.....	11	4701433	06/09	148.871	148.871	148.871	148.871	147.050
Industrial and commercial fans and blowers.....	11	470145	12/03	221.872	223.244	223.135	229.692	229.692
Centrifugal blower filter units, and classes I-IV centrifugal fans, except parts.....	11	4701452	06/09	183.017	184.379	184.379	185.548	185.548
Other centrifugal fans and blowers, except parts.....	11	4701453	06/09	174.189	174.189	173.821	184.627	184.627
Axial fans and industrial propeller fans, except parts.....	11	4701457	06/09	159.092	159.811	159.811	159.916	159.916
Power roof ventilators, except parts.....	11	4701458	06/09	156.006	159.302	159.676	159.676	159.676
Parts and accessories for fans and blowers.....	11	4701459	06/09	175.801	176.264	176.284	172.911	172.911
Air conditioning and refrigeration equip.....	11	48		281.249	280.293	281.704	282.573	279.890
Unitary air-conditioners, except air source heat pumps.....	11	4802		260.721	254.704	258.999	253.572	247.845
Unitary air-conditioners, except air source heat pumps.....	11	480222	06/97	212.591	207.684	211.187	206.762	202.092
Commercial refrigeration equipment.....	11	4803		388.669	388.669	388.669	395.197	395.197
Commercial refrigeration equipment.....	11	480331	06/97	251.913	251.913	251.913	256.144	256.144
All other miscellaneous refrigeration and air-conditioning equipment.....	11	4806		340.418	340.418	340.418	340.418	340.418
All other miscellaneous refrigeration and air-conditioning equipment.....	11	480631	06/97	235.737	235.737	235.737	235.737	235.737
Heat transfer equipment, including heat pumps.....	11	4807	12/11	161.686	162.407	162.781	165.209	163.445
Heat transfer equipment, except dehumidifiers.....	11	480732	12/03	234.412	235.553	236.436	238.816	236.826
Heat pumps.....	11	480734	12/09	138.252	138.601	137.983	143.213	140.134
Parts and accessories for air conditioning and heat transfer equipment.....	11	4809	12/89	257.303	260.193	260.362	259.453	258.419

See footnotes at end of table.

Table 9. Producer price indexes for commodity and service groupings and individual items, not seasonally adjusted — Continued
 [November 2022, Index base 1982=100, unless otherwise indicated]

Title	Commodity code		Other index base	Unadjusted index ¹				
	Group code	Item code		July 2022	Aug. 2022 ^P	Sept. 2022 ^P	Oct. 2022 ^P	Nov. 2022 ^P
Parts and accessories for air conditioning and heat transfer equipment.....	11	480901	12/89	257.303	260.193	260.362	259.453	258.419
Refrigeration condensing units.....	11	4815	01/19	154.781	155.037	155.296	155.013	155.462
Refrigeration condensing units.....	11	481511	01/19	154.781	155.037	155.296	155.013	155.462
Miscellaneous general purpose equipment.....	11	49		344.552	347.846	347.744	349.326	350.801
Metal valves, except fluid power.....	11	4902	12/82	406.108	414.462	415.430	418.938	423.954
Gates, globes, angles, and checks.....	11	490201	12/82	442.032	451.251	452.785	452.885	454.637
Gates, globes, angles, straightway (Y-type) checks, stop & check, 3- & 4-way, etc.....	11	4902011	06/09	155.382	159.551	159.551	159.551	159.551
Industrial valves for water works and municipal equipment.....	11	4902012	06/09	149.723	150.768	152.494	152.607	154.579
Industrial ball valves, incl. manual and power operated.....	11	490202	12/82	536.254	544.775	543.783	545.571	558.630
Industrial butterfly valves, incl. manual and power operated.....	11	490203	12/82	275.200	285.224	286.895	286.895	297.609
Industrial plug valves.....	11	490204	12/82	269.630	269.630	282.981	282.981	297.667
Plumbing and heating valves and specialties, except plumbers' brass goods.....	11	490205	12/82	376.375	376.375	376.375	376.375	376.375
Other industrial valves, including nuclear.....	11	490209	12/82	371.883	391.481	391.481	391.532	392.616
Automatic regulating and control valves.....	11	490211	12/98	232.004	232.045	232.045	248.821	249.347
Metal pipe fittings, flanges, and unions.....	11	4903	12/82	471.806	475.735	469.771	476.144	476.460
Metal pipe fittings, flanges, and unions.....	11	490301	12/82	471.806	475.735	469.771	476.144	476.460
Ball and roller bearings.....	11	4905		329.794	329.777	326.344	325.814	326.362
Ball bearings, complete, unmounted.....	11	490531	12/03	165.047	165.034	164.814	164.814	164.814
Mounted bearings, except plain.....	11	490534	06/83	462.111	461.692	461.919	461.919	471.822
Parts and components for ball and roller bearings, incl. balls and rollers.....	11	490535	06/83	207.031	207.132	206.072	203.159	202.549
Tapered roller bearings (including cups & cones), unmounted.....	11	490537	06/83	387.142	387.142	376.241	376.241	376.241
Other roller bearings, unmounted.....	11	490538	06/83	358.742	358.742	357.097	357.097	357.097
Industrial patterns.....	11	4907	12/84	196.103	196.103	196.103	200.151	200.151
Industrial patterns.....	11	490701	12/84	196.103	196.103	196.103	200.151	200.151
Filters and strainers.....	11	4908	12/84	291.269	290.860	294.098	293.607	292.338
Filters and strainers, except fluid power.....	11	490805	12/03	178.653	178.339	180.831	180.453	179.476
Industrial filters and strainers and reusable media, except fluid power.....	11	4908051	12/11	132.361	131.964	134.016	133.597	132.810
Nonreusable media for filters and strainers, except fluid power.....	11	4908052	12/11	134.528	134.528	134.528	134.528	134.528
Parts and accessories for filters and strainers, except fluid power.....	11	4908053	12/11	131.019	133.871	136.520	138.641	137.198
Other miscellaneous general purpose equipment.....	11	4911	12/84	243.326	244.971	245.920	245.920	245.920
General industrial machinery equipment, n.e.c.....	11	491102	06/07	144.016	144.965	145.587	145.587	145.587
Electronic computers and computer equipment.....	11	5	12/98	27.414	27.368	27.231	27.129	27.256
Electronic computers.....	11	51	12/04	17.802	17.700	17.378	17.175	16.614
Electronic computers.....	11	5101	12/04	17.802	17.700	17.378	17.175	16.614
Personal computers and workstations (excluding portable computers).....	11	510114	06/07	22.048	21.851	21.973	21.959	21.586
Portable computers, laptops, tablets and other single user computers.....	11	510115	06/07	13.907	14.156	14.153	13.977	13.886
Host computers, multiusers (mainframes, UNIX and PC servers).....	11	510116	12/04	29.150	28.970	28.164	27.706	26.546
Computer storage devices.....	11	52	12/04	48.125	48.125	48.013	47.865	49.733
Computer storage devices (except parts, attachments and accessories).....	11	5201	12/04	47.842	47.842	47.706	47.524	49.803
Computer storage devices (except parts, attachments and accessories).....	11	520101	12/04	47.842	47.842	47.706	47.524	49.803
Computer peripheral equipment and parts.....	11	54	12/98	84.314	84.271	84.368	84.421	84.290
POS terminals, funds-transfer devices, computer terminals & other computer peripheral equip.....	11	5406	06/99	65.741	65.693	65.803	65.863	65.714
POS terminals, funds-transfer devices, computer terminals & other computer peripheral equip.....	11	540602	06/07	68.719	68.669	68.783	68.847	68.691
Special industry machinery and equipment.....	11	6		266.339	266.660	267.442	267.745	268.261
Food products machinery.....	11	61		349.815	350.039	351.308	353.006	354.558
Dairy and milk products plant machinery and equipment.....	11	6101		345.500	345.500	348.536	348.536	348.536
Dairy and milk products plant machinery and equipment.....	11	610111	12/83	337.982	337.982	340.952	340.952	340.952
Commercial food products machinery (except packaging and cooking equipment).....	11	6104		301.065	301.407	302.069	303.739	306.816
Commercial food products machinery (except packaging and cooking equipment).....	11	610409	12/83	297.017	297.355	298.007	299.655	302.691
Industrial food products machinery for processing foods, beverages, & animal & fowl feed.....	11	6105	12/83	366.423	366.571	367.492	369.938	369.938
Industrial food products machinery for processing foods, beverages, & animal & fowl feed.....	11	610501	12/83	366.423	366.571	367.492	369.938	369.938
Other industrial food and feed machinery.....	11	6105012	12/12	142.941	143.051	143.740	143.740	143.740
Machinery for sorting, grading, and cleaning fruits, vegetables, eggs, and for processing meat.....	11	6105013	12/12	145.698	145.698	145.698	149.152	149.152
Parts and attachments for industrial food and feed products machinery.....	11	6105014	12/12	140.386	140.386	140.386	140.386	140.386
Textile machinery and equipment.....	11	62		185.767	185.767	185.767	185.767	185.767
Textile machinery (except parts, attachments, and accessories).....	11	6212	06/86	158.564	158.564	158.564	158.564	158.564

See footnotes at end of table.

Table 9. Producer price indexes for commodity and service groupings and individual items, not seasonally adjusted — Continued
 [November 2022, Index base 1982=100, unless otherwise indicated]

Title	Commodity code		Other index base	Unadjusted index ¹				
	Group code	Item code		July 2022	Aug. 2022 ^P	Sept. 2022 ^P	Oct. 2022 ^P	Nov. 2022 ^P
Textile machinery (except parts, attachments, and accessories).....	11	621201	06/86	158.564	158.564	158.564	158.564	158.564
Textile machinery parts and attachments.....	11	6277		202.872	202.872	202.872	202.872	202.872
Textile machinery parts and attachments.....	11	627701	06/86	182.071	182.071	182.071	182.071	182.071
Sawmill and woodworking machinery.....	11	63		285.730	285.730	288.044	289.267	289.273
Sawmill and woodworking machinery.....	11	6306	12/04	192.086	192.086	193.642	194.464	194.468
Sawmill and woodworking machinery, excluding parts and attachments (sold separately).....	11	630602	06/12	163.769	163.769	165.347	166.182	166.183
Parts, attachments, & accessories for sawmill & woodworking machinery.....	11	630603	06/12	160.870	160.870	160.870	160.870	160.884
Paper industries machinery.....	11	64	06/82	257.727	260.492	263.611	263.310	263.398
Paper industries machinery.....	11	6401	06/82	257.727	260.492	263.611	263.310	263.398
Paper industries machinery, excluding parts & attachments (sold separately).....	11	640114	12/03	140.321	140.429	143.564	143.677	143.770
Parts and attachments for paper industries machinery.....	11	640115	12/03	167.333	170.919	171.103	170.552	170.552
Printing trades machinery and equipment.....	11	65		176.856	177.180	177.821	178.556	178.587
Other printing machinery and equipment.....	11	6509	12/82	165.704	166.095	166.869	167.758	167.795
Other printing machinery and equipment, incl. pre-press preparation equipment & plates.....	11	650912	06/09	96.826	97.229	97.355	98.334	98.410
Parts, attachments, & accessories for printing trades machinery.....	11	650913	06/09	119.612	119.765	120.564	121.018	121.018
Other special industry machinery.....	11	66		252.237	250.824	250.585	249.493	249.844
Plastics and rubber working machinery.....	11	6603		224.134	225.684	226.432	226.365	226.907
Plastics working machinery and equipment, excluding patterns and molds, including parts.....	11	66039	09/15	103.633	104.485	104.896	104.859	105.157
Plasticworking machinery (excluding parts).....	11	660391	12/08	109.026	110.069	110.069	110.069	110.069
Parts for plasticworking machinery.....	11	660395	12/08	120.840	121.237	123.477	123.278	124.900
Miscellaneous special industry machinery.....	11	6606		246.329	244.587	244.229	243.047	243.359
Semiconductor manufacturing machinery and parts.....	11	660638	06/87	121.855	121.855	121.855	121.653	121.654
Packing, packaging, and bottling machinery and parts.....	11	67		329.248	336.396	343.556	344.920	344.920
Packing, packaging, and bottling machinery and parts.....	11	6705	06/06	160.895	164.388	167.887	168.553	168.553
Packing, packaging, and bottling machinery, excluding parts.....	11	670501	06/06	154.770	157.659	160.348	161.314	161.314
Parts for packing, packaging, and bottling machinery.....	11	670502	12/83	323.890	332.865	342.699	342.699	342.699
Service industry machinery and parts.....	11	68	06/82	307.156	307.816	307.979	309.781	310.252
Service industry machinery and parts.....	11	6801	06/82	307.156	307.816	307.979	309.781	310.252
Commercial cooking and food warming equipment.....	11	680118	12/03	223.809	223.809	223.817	227.608	227.805
Commercial cooking equipment incl. ranges, deep-fat fryers, etc. except electric.....	11	6801181	12/11	180.576	180.576	180.576	183.656	183.656
Commercial electric cooking equipment, incl. ranges, deep-fat fryers, etc.....	11	6801182	12/11	149.492	149.492	149.510	152.263	152.671
Parts and accessories for commercial cooking and food warming equipment.....	11	6801183	12/11	144.722	144.722	144.722	146.287	146.287
Other service industry machinery, incl. electronic teaching mach. & auto. maintenance equipment.....	11	680123	06/07	139.963	140.471	140.593	140.556	140.845
All other parts and attachments for service industry equipment.....	11	6801232	12/11	125.893	125.893	125.893	125.893	125.893
Commercial and industrial floor & carpet cleaning machines, excl. vacuum cleaners.....	11	6801233	09/16	131.742	131.742	131.742	131.742	131.742
Electronic teaching machines, teaching aids, etc., incl. kits.....	11	6801235	09/16	103.052	103.052	103.052	103.052	103.052
Other service industry equipment.....	11	6801236	09/16	127.535	128.373	128.575	128.515	128.991
Commercial laundry and drycleaning machinery products.....	11	69	12/82	318.417	322.528	322.528	329.188	336.329
Commercial laundry and drycleaning machinery products.....	11	6909	06/03	180.149	182.475	182.475	186.243	190.283
Commercial laundry and drycleaning machinery products.....	11	690901	06/03	180.149	182.475	182.475	186.243	190.283
Electrical machinery and equipment.....	11	7		130.485	130.952	131.271	131.502	132.197
Wiring devices.....	11	71		344.407	347.796	347.513	347.636	351.491
Current-carrying wiring devices.....	11	7101		210.739	214.342	213.727	214.137	215.962
Current-carrying switches for electrical circuitry (including vehicular switches).....	11	710143	12/99	169.520	174.298	174.349	174.349	175.566
Current-carrying wire connectors for electrical circuitry.....	11	710144	12/99	170.750	172.728	170.396	170.069	172.367
Current-carrying wiring devices n.e.c.....	11	710147	06/06	130.960	132.299	132.873	133.929	134.644
Noncurrent-carrying wiring devices.....	11	7102		547.630	550.355	550.676	550.289	557.347
Noncurrent-carrying electrical conduit and conduit fittings, incl. plastic conduit & fittings.....	11	710216	12/04	323.315	324.986	324.986	322.929	324.184
Other noncurrent-carrying wiring devices and supplies (boxes, covers, bar hangers, etc.).....	11	710217	12/04	203.662	204.799	204.673	206.071	206.785
Porcelain, steatite, and other ceramic electrical products.....	11	710252	12/03	181.150	183.540	184.765	185.409	186.991
Integrating and measuring instruments.....	11	72		175.473	176.066	176.261	176.328	176.374
Test equipment for electrical, radio, & communication circuits & motors.....	11	7205	12/83	164.800	165.646	165.924	166.019	166.086
Test equipment for electrical, radio, & communication circuits & motors.....	11	720501		173.642	174.533	174.826	174.927	174.997
Motors, generators, motor generator sets.....	11	73		268.661	271.188	276.332	276.686	276.686
Fractional horsepower motors and generators.....	11	7303	06/83	208.104	208.982	210.452	210.452	210.452

See footnotes at end of table.

Table 9. Producer price indexes for commodity and service groupings and individual items, not seasonally adjusted — Continued
 [November 2022, Index base 1982=100, unless otherwise indicated]

Title	Commodity code		Other index base	Unadjusted index ¹				
	Group code	Item code		July 2022	Aug. 2022 ^P	Sept. 2022 ^P	Oct. 2022 ^P	Nov. 2022 ^P
Fractional horsepower motors and generators.....	11	730312	12/99	156.576	157.236	158.342	158.342	158.342
Integral horsepower motors and generators (excluding land transportation types).....	11	7304	06/83	396.805	396.805	407.330	407.330	407.330
Integral horsepower motors and generators (excluding land transportation types).....	11	730405	12/99	276.294	276.294	283.623	283.623	283.623
Parts and supplies for motors and generators.....	11	7309	06/83	279.476	279.476	290.560	294.146	294.146
Parts and supplies for motors and generators.....	11	730901	06/83	279.476	279.476	290.560	294.146	294.146
Other motors and generators.....	11	7311	06/06	141.609	144.466	146.401	146.401	146.401
Other motors and generators.....	11	731101	06/06	141.609	144.466	146.401	146.401	146.401
Prime mover generator sets, except steam & hydraulic turbine.....	11	7311012	12/14	117.034	118.662	121.658	121.658	—
Transformers and power regulators.....	11	74		382.181	382.603	382.853	372.655	381.788
Power and distribution transformers, except parts.....	11	7409	12/99	332.329	332.991	332.991	321.879	328.774
Power and distribution transformers, except parts.....	11	740999	12/99	332.329	332.991	332.991	321.879	328.774
Other transformers and parts for transformers.....	11	7411	12/99	228.356	227.895	228.570	227.895	235.879
Switchgear, switchboard, industrial controls equipment.....	11	75		297.439	303.125	303.667	304.176	306.104
Industrial controls and related parts and accessories.....	11	7507		288.791	289.463	289.469	289.475	289.699
Industrial controls and related parts and accessories.....	11	750799	06/85	274.855	275.494	275.500	275.506	275.719
General-purpose industrial controls.....	11	7507991	06/11	147.320	147.669	147.674	147.679	147.737
Parts for industrial controls and motor-control accessories.....	11	7507992	06/11	136.517	136.766	136.766	136.766	136.766
Specific-purpose industrial controls.....	11	7507993	06/11	126.697	126.994	126.994	126.994	127.240
Switchgear and switchboard apparatus.....	11	7522	06/05	171.497	176.958	177.505	178.018	179.871
Switchgear and switchboard apparatus.....	11	752201	06/05	171.497	176.958	177.505	178.018	179.871
Low voltage panelboards and distribution boards, 1000 volts or less..	11	7522013	12/07	135.939	140.299	140.299	140.299	140.299
Switchgear, except relays and ducts.....	11	752201A	12/07	167.830	175.438	176.530	177.364	180.700
Communications and related equipment and miscellaneous electronic systems & equipment.....	11	76	12/85	128.559	128.659	128.732	128.823	129.676
Telephone and wireline data networking equipment.....	11	7601	12/85	88.401	88.691	88.691	88.691	89.970
Carrier line equipment and external modems.....	11	760112	12/00	71.233	71.233	—	—	—
Wireline voice and data network equipment.....	11	760141	12/85	80.554	81.012	81.012	81.012	83.031
Other communications and related equipment, including broadcast and wireless.....	11	7603	06/13	107.053	107.191	107.375	107.609	109.440
Broadcast, studio, and related electronic equipment.....	11	760301	12/85	119.212	119.331	119.831	119.487	118.617
Radio station and wireless communication equipment.....	11	760302	12/85	99.495	99.639	99.632	99.791	100.311
Radio station equipment.....	11	7603022	06/13	109.891	109.891	109.891	109.891	109.891
Other broadcast and wireless communications systems and equipment.....	11	7603023	06/13	112.580	112.905	112.888	113.246	114.421
Intercommunications, alarm and traffic control systems.....	11	760303	12/85	154.176	154.286	155.581	156.682	169.096
Alarm systems, including electric sirens and horns.....	11	7603031	06/08	119.467	119.590	121.815	121.815	143.126
Intercommunications systems, including inductive paging systems....	11	7603033	06/08	151.152	151.408	151.408	151.408	151.408
Electronic systems and equipment, n.e.c.....	11	7605	12/03	138.151	138.151	138.151	138.151	138.151
Electronic systems and equipment, n.e.c.....	11	760512	12/03	138.151	138.151	138.151	138.151	138.151
Search, detection, navigation & guidance systems and equipment.....	11	7606	06/04	159.316	159.351	159.351	159.351	159.351
Search, detection, navigation & guidance systems and equipment.....	11	760613	06/04	159.316	159.351	159.351	159.351	159.351
Electric lamp bulbs, tubes, and components.....	11	77		101.328	101.328	101.328	101.328	101.328
Electric lamp bulbs, tubes, and components.....	11	7704	12/04	78.181	78.181	78.181	78.181	78.181
Electric lamp bulbs, tubes, and components.....	11	770401	12/04	78.181	78.181	78.181	78.181	78.181
Electronic components and accessories.....	11	78		67.426	67.206	67.467	67.967	68.186
Capacitors for electronic circuitry.....	11	7811		242.098	243.905	243.939	243.939	251.720
Capacitors for electronic circuitry.....	11	781148	12/02	180.166	181.510	181.536	181.536	187.326
Relays for electronic circuitry, industrial control overload, and switchgear type.....	11	7821		262.547	263.542	263.542	263.542	263.542
Relays for electronic circuitry, industrial control overload, and switchgear type.....	11	782116	06/90	195.196	195.937	195.937	195.937	195.937
Switches, mechanical, for electronic circuitry.....	11	7822	06/82	246.162	248.570	248.570	248.570	248.570
Switches, mechanical, for electronic circuitry.....	11	782299	06/82	246.162	248.570	248.570	248.570	248.570
Connectors for electronic circuitry.....	11	7824		233.851	234.438	234.724	241.430	241.414
Connectors for electronic circuitry.....	11	782481	12/11	135.079	135.418	135.584	139.457	139.447
Filters, crystals, and transducers.....	11	7828	06/82	116.400	116.400	116.717	116.717	116.717
Filters, crystals, and transducers.....	11	782890	06/82	116.400	116.400	116.717	116.717	116.717
Crystal, filter, piezoelectric, and other related electronic devices (exc. microwave filters).....	11	7828901	06/82	120.937	120.937	121.266	121.266	121.266
Integrated microcircuits.....	11	7839	06/05	32.848	32.740	32.918	33.681	33.762
Integrated microcircuits.....	11	783911	06/05	32.848	32.740	32.918	33.681	33.762
Other semiconductor and related devices.....	11	7847	06/05	73.113	72.588	73.454	73.693	73.693
Other semiconductor devices, including parts (such as chips, wafers and heat sinks).....	11	784711	06/05	71.225	70.713	71.558	71.790	71.790
Bare printed circuit boards.....	11	7849	12/00	118.715	118.715	119.186	119.913	119.913
Bare printed circuit boards.....	11	784901	06/82	124.196	124.196	124.689	125.450	125.450
Electronic coils, transformers, and other inductors.....	11	7853	06/82	224.703	227.198	228.756	231.924	232.519
Electronic coils, transformers, and other inductors.....	11	785399	06/00	154.253	155.966	157.035	159.210	159.618

See footnotes at end of table.

Table 9. Producer price indexes for commodity and service groupings and individual items, not seasonally adjusted — Continued
 [November 2022, Index base 1982=100, unless otherwise indicated]

Title	Commodity code		Other index base	Unadjusted index ¹				
	Group code	Item code		July 2022	Aug. 2022 ^P	Sept. 2022 ^P	Oct. 2022 ^P	Nov. 2022 ^P
Microwave components, electron tubes, and other electronic components, n.e.c.....	11	7856	06/00	167.930	167.867	167.902	167.937	169.511
Microwave components, electron tubes, and other electronic components, n.e.c.....	11	785600	06/00	167.930	167.867	167.902	167.937	169.511
Printed circuit assemblies, loaded boards, modules and consumer external modems.....	11	7861	06/82	94.551	93.441	93.492	92.001	92.209
Printed circuit assemblies, loaded boards, modules and consumer external modems.....	11	786199	06/82	94.551	93.441	93.492	92.001	92.209
Miscellaneous electrical machinery and equipment.....	11	79		134.535	135.691	135.921	136.029	136.474
Storage batteries.....	11	7901		241.471	241.461	241.461	241.624	242.280
Storage batteries, lead acid type, BCI dimensional group 8D or smaller.....	11	790103	12/84	256.181	256.181	256.181	256.433	256.433
Storage batteries, lead acid type, larger than BCI dimensional group 8D.....	11	790104	12/84	309.651	309.651	309.651	309.651	309.651
Storage batteries (excluding lead acid), including parts for all storage batteries.....	11	790105	12/84	253.434	253.349	253.349	253.349	259.375
Primary batteries.....	11	7902		229.501	229.129	228.064	229.324	234.328
Primary batteries.....	11	790229	12/03	148.853	148.611	147.921	148.738	151.983
Carbon and graphite products.....	11	7903		191.971	218.489	223.831	224.724	225.207
X-ray and electromedical equipment.....	11	7905		90.665	90.653	90.714	90.704	90.741
Irradiation equipment.....	11	790512	06/85	124.804	124.804	124.804	124.804	124.804
Electromedical equipment, including diagnostic, therapeutic and patient monitoring equipment.....	11	790541	06/09	99.925	99.907	99.996	99.980	100.035
Miscellaneous electrical industrial apparatus.....	11	7929	12/85	196.033	196.582	196.582	196.582	197.589
Rectifying apparatus.....	11	792902	12/85	197.210	201.831	201.831	201.831	203.957
Other electrical equipment for industrial use, except for electronic circuitry.....	11	792904	12/03	178.521	175.667	175.667	175.667	175.667
All other electrical equipment and components, except industrial.....	11	7939	12/06	132.680	132.779	132.985	132.985	133.111
All other electrical equipment and components, except industrial.....	11	793901	12/06	132.680	132.779	132.985	132.985	133.111
Miscellaneous instruments.....	11	8		233.265	233.578	234.123	235.625	237.420
Automatic environmental controls for monitoring residential, commercial, and appliance use.....	11	81		202.824	202.883	203.740	205.139	205.973
Automatic environmental controls for monitoring residential, commercial, and appliance use.....	11	8105	12/03	139.865	139.906	140.497	141.462	142.037
Automatic environmental controls for monitoring residential, commercial, and appliance use.....	11	810501	12/03	139.865	139.906	140.497	141.462	142.037
Industrial process control instruments.....	11	82	06/83	272.723	272.266	272.349	273.617	278.030
Industrial process control instruments.....	11	8201	06/83	272.723	272.266	272.349	273.617	278.030
Industrial process control instruments.....	11	820171	12/03	165.172	164.895	164.945	165.713	168.386
Fluid meters and counting devices.....	11	84	12/85	225.814	225.814	226.469	226.469	226.469
Fluid meters and counting devices.....	11	8401	12/85	225.814	225.814	226.469	226.469	226.469
Integrating and totalizing meters for gases or liquids.....	11	840102	12/85	307.557	—	—	—	—
Counting devices.....	11	840103	12/85	215.704	215.704	215.704	215.704	215.704
Motor vehicle indicating instruments.....	11	840104	12/85	152.107	152.107	153.584	153.584	153.584
Engineering and scientific instruments.....	11	85	12/85	265.680	265.680	266.510	266.510	270.352
Aeronautical, nautical, and navigational instruments.....	11	8501	12/85	303.823	303.823	305.243	305.243	307.536
Aeronautical, nautical, and navigational instruments.....	11	850111	12/85	303.823	303.823	305.243	305.243	307.536
Hospital beds and specialized hospital furniture.....	11	8504	12/11	121.712	121.712	121.712	121.712	125.171
Hospital beds and specialized hospital furniture.....	11	850404	12/11	121.712	121.712	121.712	121.712	125.171
Measuring instruments and lenses.....	11	86	12/85	163.377	163.795	163.850	164.172	164.517
Sighting, tracking, and fire-control equipment, optical type.....	11	8601	12/85	139.561	139.561	139.561	139.561	139.561
Sighting, tracking, and fire-control equipment, optical type.....	11	860111	12/85	139.561	139.561	139.561	139.561	139.561
All other miscellaneous optical instruments and lenses.....	11	8602	12/85	140.789	142.853	142.853	143.670	144.044
All other miscellaneous optical instruments and lenses.....	11	860211	12/85	140.789	142.853	142.853	143.670	144.044
Laboratory analytical instruments.....	11	8603	12/85	173.276	173.442	173.520	173.804	174.212
Laboratory analytical instruments.....	11	860311	12/85	173.276	173.442	173.520	173.804	174.212
Measuring & controlling devices, n.e.c.....	11	89	06/85	182.489	183.348	184.575	189.275	191.261
Aircraft engine instruments.....	11	8901	06/85	177.020	177.020	181.815	181.815	181.815
Aircraft engine instruments.....	11	890199	06/85	177.020	177.020	181.815	181.815	181.815
Nuclear radiation detection & monitoring instruments.....	11	8904	06/85	228.398	232.431	232.431	232.431	242.992
Nuclear radiation detection & monitoring instruments.....	11	890499	06/85	228.398	232.431	232.431	232.431	242.992
Physical properties and kinematic testing equipment.....	11	8905	06/04	119.950	119.950	120.610	128.676	130.303
Physical properties and kinematic testing equipment.....	11	890599	06/04	119.950	119.950	120.610	128.676	130.303
Commercial, geophysical, meteorological & general-purpose instruments.....	11	8906	06/04	130.117	130.992	131.137	131.973	132.022
Commercial, geophysical, meteorological & general-purpose instruments.....	11	890699	06/04	130.117	130.992	131.137	131.973	132.022
Miscellaneous machinery.....	11	9		203.157	204.057	204.786	207.296	207.796
Oil field and gas field machinery.....	11	91		234.194	234.194	234.894	246.187	246.727

See footnotes at end of table.

Table 9. Producer price indexes for commodity and service groupings and individual items, not seasonally adjusted — Continued
 [November 2022, Index base 1982=100, unless otherwise indicated]

Title	Commodity code		Other index base	Unadjusted index ¹				
	Group code	Item code		July 2022	Aug. 2022 ^P	Sept. 2022 ^P	Oct. 2022 ^P	Nov. 2022 ^P
Oil and gas field drilling, surveying, and cementing machinery (except parts sold separately).....	11	9102		243.506	243.506	243.506	259.942	259.942
Oil and gas field drilling, surveying, and cementing machinery (except parts sold separately).....	11	910201	09/20	103.688	103.688	103.688	110.687	110.687
Oil field and gas field production machinery (except pumps and parts sold separately).....	11	9104		220.800	220.800	220.800	220.800	220.800
Oil field and gas field production machinery (except pumps and parts sold separately).....	11	910456	12/03	181.413	181.413	181.413	181.413	181.413
Parts and attachments for oil and gas field machinery and equipment.....	11	9106	12/10	120.637	120.637	123.368	128.264	130.371
Parts and attachments for oil and gas field drilling machinery and equipment.....	11	910602	12/10	118.404	118.404	122.616	130.170	—
Parts and attachments for oil and gas field production machinery and equipment.....	11	910604	12/10	125.941	125.941	125.941	125.941	131.985
Mining machinery and equipment.....	11	92		379.356	380.597	390.971	390.971	395.314
Mining machinery and equipment (except parts sold separately).....	11	9207	09/19	127.569	127.898	132.279	132.279	133.953
Underground mining machinery (except parts sold separately).....	11	920701	12/03	248.584	248.584	261.404	261.404	261.404
Crushing, pulverizing, & screening machinery (except parts sold separately).....	11	920702	12/03	238.322	238.322	238.322	238.322	249.314
Drills and other mining machinery (except parts sold separately).....	11	920703	12/03	225.511	232.417	233.507	233.507	233.507
Mineral processing & beneficiation machinery (except parts sold separately).....	11	920704	12/03	253.250	253.250	253.716	253.716	271.465
Parts and attachments for mining machinery and equipment (sold separately).....	11	9253		305.279	306.800	309.852	309.852	312.081
Parts and attachments for mining machinery and equipment (sold separately).....	11	925303	12/03	219.895	220.990	223.189	223.189	224.795
Office and store machines and equipment.....	11	93		124.668	124.668	124.668	124.668	124.668
Coin-operated machines and mechanisms.....	11	9309	05/18	104.766	104.766	104.766	104.766	104.766
Coin-operated machines and mechanisms.....	11	930910	05/18	104.766	104.766	104.766	104.766	104.766
Internal combustion engines.....	11	94		184.360	186.002	186.232	186.997	186.927
Diesel, semidiesel, and dual-fuel engines (except automotive).....	11	9407	12/82	195.741	201.086	201.086	201.086	201.086
Diesel, semidiesel, and dual-fuel engines (except automotive).....	11	940725	12/00	150.106	154.204	154.204	154.204	154.204
Diesel, semidiesel, and dual-fuel engines for automobiles, trucks, and buses.....	11	9408	12/82	160.622	160.622	160.859	160.751	160.751
Diesel, semidiesel, and dual-fuel engines for automobiles, trucks, and buses.....	11	940811	12/82	160.622	160.622	160.859	160.751	160.751
Parts & accessories for internal combustion engines, ex. aircraft & gasoline automotive engines.....	11	9413		231.231	231.570	232.104	236.316	236.316
Parts & accessories for internal combustion engines, ex. aircraft & gasoline automotive engines.....	11	941301		231.231	231.570	232.104	236.316	236.316
Machine shop products.....	11	95		210.319	212.439	212.921	214.069	214.827
Machine shop products.....	11	9505	06/84	190.531	192.452	192.888	193.928	194.615
Machine shop job work and job order repairs.....	11	950501	06/84	190.531	192.452	192.888	193.928	194.615
Turbines and turbine generator sets.....	11	97	06/87	257.389	255.179	255.624	256.046	256.468
Turbines and turbine generator sets (excluding parts).....	11	9701	06/87	257.389	255.179	255.624	256.046	256.468
Steam, gas, and other turbines and turbine generators.....	11	970103	06/11	110.166	109.220	109.410	109.591	109.772
Parts & accessories for turbines, turbine generators, and turbine generator sets.....	11	98	09/15	119.808	119.808	119.808	120.448	120.448
Parts & accessories for turbines, turbine generators, and turbine generator sets.....	11	9801	09/15	119.808	119.808	119.808	120.448	120.448
Parts & accessories for turbines, turbine generators, and turbine generator sets.....	11	980101	09/15	119.808	119.808	119.808	120.448	120.448
Furniture and household durables.....	12	—		211.671	213.092	213.989	214.106	214.824
Household furniture.....	12	1		271.070	272.704	273.072	271.924	271.576
Metal household furniture.....	12	11		217.729	223.766	222.643	216.707	215.208
Metal household furniture.....	12	1101		217.729	223.766	222.643	216.707	215.208
Metal household dining room and kitchen furniture.....	12	110102	06/84	265.143	268.139	265.119	249.144	245.112
Other metal household furniture.....	12	110104	06/84	191.412	199.318	199.318	199.318	199.318
Metal household furniture, beds, nonupholstered.....	12	1101041	12/11	128.134	140.398	140.398	140.398	140.398
Wood household furniture.....	12	12		302.838	302.964	303.697	300.313	300.376
Living room furniture (nonupholstered), wood.....	12	1201		300.420	300.694	302.088	297.866	298.003
Living room furniture (nonupholstered), wood.....	12	120181	12/04	161.239	161.386	162.134	159.868	159.942
Dining room furniture (nonupholstered), wood.....	12	1202		322.313	322.567	322.693	317.165	317.292
Dining room furniture (nonupholstered), wood.....	12	120281	12/04	164.004	164.133	164.197	161.384	161.449
Bedroom furniture (nonupholstered), wood.....	12	1203		303.387	303.387	304.291	303.158	303.158
Bedroom furniture (nonupholstered), wood.....	12	120381	12/04	160.091	160.091	160.569	159.970	159.970
Other wood household furniture.....	12	1204		278.762	278.762	278.762	278.762	278.762
Other wood household furniture.....	12	120481	12/04	198.341	198.341	198.341	198.341	198.341
Nonupholstered wood infants' & children's furniture.....	12	1204811	12/07	177.719	177.719	177.719	177.719	177.719
Custom nonupholstered wood household furniture sold direct, excl. kitchen cabinets and vanities.....	12	1205	06/12	114.883	114.883	114.883	107.808	107.808

See footnotes at end of table.

Table 9. Producer price indexes for commodity and service groupings and individual items, not seasonally adjusted — Continued
 [November 2022, Index base 1982=100, unless otherwise indicated]

Title	Commodity code		Other index base	Unadjusted index ¹				
	Group code	Item code		July 2022	Aug. 2022 ^P	Sept. 2022 ^P	Oct. 2022 ^P	Nov. 2022 ^P
Custom nonupholstered wood household furniture sold direct, excl. kitchen cabinets and vanities.....	12	120581	06/12	114.883	114.883	114.883	107.808	107.808
Upholstered household furniture.....	12	13		259.445	259.843	259.804	259.428	261.264
Upholstered household furniture.....	12	1301		259.445	259.843	259.804	259.428	261.264
Dual purpose sleep furniture, incl. convertible sofa.....	12	130123	06/83	219.041	219.041	219.041	219.041	220.753
Upholstered household furniture.....	12	130141	06/05	164.893	165.163	165.136	164.881	166.040
Upholstered household davenports, sofas, loveseats, and settees.....	12	1301411	12/11	144.956	145.206	145.162	144.965	146.416
Upholstered household sectional sofa pieces.....	12	1301412	12/11	134.394	134.618	134.592	134.393	134.393
Upholstered household rocking chairs, including swivel rockers.....	12	1301413	12/11	144.557	144.557	144.542	144.542	145.857
Other upholstered household furniture, including custom.....	12	1301415	12/11	154.656	155.388	155.507	155.225	155.986
Bedding.....	12	14		234.037	236.104	236.699	236.494	232.992
Bedding.....	12	1401		234.037	236.104	236.699	236.494	232.992
Innerspring mattresses, excluding crib size.....	12	140104	12/95	211.311	214.125	215.548	215.548	214.354
Mattress foundations.....	12	140107	12/11	144.840	145.226	145.226	144.096	143.838
Mattresses, other types, including crib, foam, waterbed mattresses and mattress inserts.....	12	140114	06/83	244.003	247.311	247.311	247.311	247.363
Sleep system ensembles and mattresses, excluding conventional waterbeds.....	12	140122	12/95	175.533	175.533	175.533	175.533	162.620
Mattress and foundation sets.....	12	140134	12/03	143.177	143.581	143.581	143.581	138.093
Metal porch, lawn, outdoor & casual furniture.....	12	15		343.133	350.185	357.742	363.568	381.318
Porch and lawn furniture.....	12	1501		343.133	350.185	357.742	363.568	381.318
Metal porch, lawn, outdoor & casual furniture.....	12	150112	06/84	341.292	348.306	355.823	361.617	379.272
Nonupholstered household furniture, except wood and metal.....	12	16	12/85	147.684	147.684	147.684	147.684	—
Nonupholstered household furniture, except wood and metal.....	12	1601	12/85	147.684	147.684	147.684	147.684	—
Nonupholstered household furniture, except wood and metal.....	12	160101	12/85	147.684	147.684	147.684	147.684	—
Commercial furniture.....	12	2		294.609	297.261	299.698	301.176	305.039
Wood office furniture and store fixtures.....	12	21		284.464	288.887	289.584	292.079	292.380
Wood office furniture and store fixtures.....	12	2101		284.464	288.887	289.584	292.079	292.380
Wood office seating, including upholstered.....	12	210112	06/85	269.940	270.064	270.064	270.064	270.498
Wood office desks and extensions.....	12	210113	06/85	305.193	310.955	310.955	310.955	315.151
Wood office files, storage units, and tables.....	12	210114	06/85	279.407	284.138	284.138	284.138	284.138
Wood office furniture, other types (incl. panel/desk systems).....	12	210116	06/85	224.491	228.439	228.439	228.439	228.439
Fixtures for stores, banks and offices.....	12	210161	12/83	279.308	283.959	284.888	288.214	288.216
Custom architectural woodwork, millwork, and fixtures.....	12	2101611	06/08	138.208	140.822	141.223	142.994	142.994
Wood lockers, partitions, and shelving (except custom).....	12	2101612	06/08	155.914	154.163	158.734	159.096	163.138
Wood furniture dimensions and nonwood furniture parts and frames..	12	2101615	12/11	178.319	184.119	184.188	182.667	181.403
Nonwood furniture and store fixtures.....	12	22		289.098	290.432	294.961	296.166	302.951
Nonwood commercial storage units, files, and tables.....	12	2202		284.630	290.297	285.278	288.438	290.373
Nonwood commercial storage units, files, and tables.....	12	220202	06/95	204.441	208.512	204.907	207.177	208.566
Nonwood commercial furniture.....	12	2203		286.365	283.751	292.285	295.571	312.468
Nonwood office seating.....	12	220325		224.721	213.242	230.350	237.816	234.755
Nonwood office furniture panel systems, and other nonwood office furniture.....	12	220326	06/95	205.513	207.590	209.798	210.260	229.091
Nonwood partitions and fixtures.....	12	2204	12/83	278.029	281.436	285.665	283.928	282.274
Storage racks and accessories, except wood.....	12	220407	12/83	293.191	279.100	279.104	279.104	279.104
Fixtures (bank, office, and store) except wood.....	12	220409	12/83	249.805	260.640	262.296	265.903	266.903
Public building furniture.....	12	23	12/84	305.254	308.107	308.865	309.178	312.044
Public building furniture.....	12	2301	12/84	305.254	308.107	308.865	309.178	312.044
School furniture (except stone and concrete), excluding library furniture.....	12	230101	12/84	359.983	365.559	366.768	364.887	368.537
Public building and related furniture, excluding school & restaurant furniture.....	12	230102	12/84	295.124	296.743	297.314	298.775	301.407
Commercial furniture and fixtures, n.e.c.....	12	24	12/85	271.650	272.836	272.690	272.143	275.587
Commercial furniture and fixtures, n.e.c.....	12	2401	12/85	271.650	272.836	272.690	272.143	275.587
Bar, bowling center, cafeteria, and restaurant furniture.....	12	240104	12/10	172.911	174.102	174.341	174.341	175.480
Other commercial and institutional furniture and fixtures, n.e.c.....	12	240108	12/10	153.361	153.794	153.533	153.036	155.549
Floor coverings.....	12	3		207.543	210.451	211.048	211.048	212.378
Carpets and rugs.....	12	31		201.528	204.558	205.254	205.254	206.804
Carpet and rugs.....	12	3101		204.637	207.714	208.420	208.420	209.995
Carpet and rugs.....	12	310101		204.637	207.714	208.420	208.420	209.995
Resilient floor coverings.....	12	32		256.426	258.708	258.708	258.708	258.708
Resilient floor coverings.....	12	3201		256.426	258.708	258.708	258.708	258.708
Resilient floor coverings.....	12	320170	12/11	115.300	116.327	116.327	116.327	116.327
Household appliances.....	12	4		147.395	147.755	147.655	147.372	145.358
Major appliances.....	12	41		142.423	142.858	142.880	142.495	139.998
Household cooking appliances.....	12	4101		152.586	152.986	152.871	151.534	150.684

See footnotes at end of table.

Table 9. Producer price indexes for commodity and service groupings and individual items, not seasonally adjusted — Continued
 [November 2022, Index base 1982=100, unless otherwise indicated]

Title	Commodity code		Other index base	Unadjusted index ¹				
	Group code	Item code		July 2022	Aug. 2022 ^P	Sept. 2022 ^P	Oct. 2022 ^P	Nov. 2022 ^P
Electric household ranges, ovens (including microwave), surface cooking units, and equipment.....	12	410105	12/02	151.572	152.235	151.134	150.735	150.262
Gas household ranges, ovens, surface cooking units and equipment. ..	12	410139	12/02	145.678	145.568	144.059	145.198	139.865
Other household ranges and cooking equipment, including outdoor equipment.....	12	410169	12/02	181.577	181.857	188.450	178.477	184.341
Household refrigeration equipment.....	12	4103		119.598	120.503	120.719	120.663	119.456
Household refrigerators, including refrigerator-freezer combinations.....	12	410329	12/02	128.994	129.993	130.259	130.105	128.889
Other major household appliances including room air-conditioners.....	12	4104		174.938	175.651	177.356	176.836	169.588
Household vacuum cleaners, including parts and attachments.....	12	43		122.714	122.714	122.250	122.250	122.250
Household vacuum cleaners and other floor care machines (including parts and attachments).....	12	4301		115.121	115.121	114.685	114.685	114.685
Household vacuum cleaners and other floor care machines (including parts and attachments).....	12	430114	06/07	125.583	125.583	125.108	125.108	125.108
Electric housewares and fans.....	12	44		145.742	145.742	144.935	145.255	145.491
Parts and attachments for small electric household appliances, including fan parts.....	12	4403	12/82	191.406	191.406	191.406	191.406	191.406
Parts and attachments for small electric household appliances, including fan parts.....	12	440311	12/82	191.406	191.406	191.406	191.406	191.406
Small electric household appliances, including fans.....	12	4404	05/21	116.462	116.462	115.774	116.047	116.248
Small electric household appliances, including fans.....	12	440401	05/21	116.462	116.462	115.774	116.047	116.248
Portable residential lighting fixtures, including parts and accessories.....	12	45		279.438	279.438	279.438	279.444	280.932
Portable residential lighting fixtures, including parts and accessories.....	12	4501		279.438	279.438	279.438	279.444	280.932
Portable residential lighting fixtures, including parts and accessories.....	12	450135	06/98	188.341	188.341	188.341	188.344	189.347
Home electronic equipment.....	12	5		60.557	60.557	61.583	61.696	61.696
Speakers and commercial sound equipment.....	12	57	12/03	134.327	134.327	134.327	134.780	134.780
Speakers and commercial sound equipment.....	12	5707	12/03	134.327	134.327	134.327	134.780	134.780
Speakers and commercial sound equipment.....	12	570708	12/03	134.327	134.327	134.327	134.780	134.780
Other home electronic equipment.....	12	58	06/04	110.792	110.792	114.965	114.965	114.965
Other consumer audio and video equipment, including television receivers.....	12	5803	01/17	114.843	114.843	119.169	119.169	119.169
Other consumer audio and video equipment, excluding television receivers.....	12	580301	06/04	101.984	101.984	105.826	105.826	105.826
Other household durable goods.....	12	6		230.498	231.532	232.755	233.323	235.606
Vitreous china, fine earthenware, and other pottery products.....	12	61		318.436	319.851	319.851	319.851	319.851
Vitreous china, porcelain, and earthenware table and kitchenware and other pottery products.....	12	6101		318.391	319.805	319.805	319.805	319.805
Vitreous china, porcelain, and earthenware (semivitreous) table and kitchenware.....	12	610104	06/08	140.213	140.213	140.213	140.213	140.213
All other pottery products (including china decorated for the trade).....	12	610105	06/08	157.306	158.477	158.477	158.477	158.477
Mirrors (decorated and undecorated).....	12	65		205.466	205.466	205.466	205.466	205.466
Mirrors (decorated and undecorated), made from purchased glass.....	12	6501		205.466	205.466	205.466	205.466	205.466
Mirrors (decorated and undecorated), made from purchased glass.....	12	650104	12/04	132.352	132.352	132.352	132.352	132.352
Lawn/garden equipment.....	12	66		173.114	173.841	173.592	173.817	173.104
Parts and attachments for consumer lawn, garden, and snow equipment.....	12	6605	12/82	220.860	221.010	221.010	218.532	212.919
Parts and attachments for consumer lawn, garden, and snow equipment.....	12	660503	06/03	149.226	149.327	149.327	147.653	143.860
Consumer lawn, garden, and snow equipment.....	12	6607	05/18	115.835	116.422	116.214	116.722	116.853
Consumer lawn, garden, and snow equipment.....	12	660701	05/18	115.835	116.422	116.214	116.722	116.853
Consumer riding lawn, garden, and snow equipment.....	12	6607011	06/03	131.353	131.402	131.403	132.891	133.528
Consumer nonriding lawn, garden, and snow equipment.....	12	6607012	06/03	123.619	124.612	124.249	124.249	124.098
Cutlery, flatware (except precious), razors and razor blades.....	12	67		269.379	273.074	273.074	274.709	274.709
Cutlery, flatware (except precious), razors and razor blades.....	12	6701		269.379	273.074	273.074	274.709	274.709
Cutlery, scissors, shears, trimmers, and snips.....	12	670141	12/83	263.377	281.079	281.079	279.415	279.415
Metal kitchen utensil, pots, and pans.....	12	68		305.638	305.638	305.638	305.638	305.638
Metal kitchen utensil, pots, and pans.....	12	6801		305.638	305.638	305.638	305.638	305.638
Stamped and spun kitchen utensils, except aluminum.....	12	680102	06/84	284.680	284.680	284.680	284.680	284.680
Window shades, blinds, and accessories.....	12	69	06/84	258.031	258.031	269.670	271.236	294.251
Window shades, blinds, and accessories.....	12	6901	06/84	258.031	258.031	269.670	271.236	294.251
Window shades and window shade accessories and rollers.....	12	690101	06/84	300.017	300.017	315.214	318.217	360.530
Nonmetallic mineral products.....	13	-		308.412	311.470	312.743	313.626	314.802
Glass.....	13	1		173.198	176.384	176.098	178.391	180.468
Flat glass.....	13	11		161.518	165.198	164.803	167.496	170.045
Flat glass (float, sheet, and plate process).....	13	1105		137.252	145.626	144.193	147.210	150.652
Flat glass (float, sheet, and plate process).....	13	110511	06/83	132.300	140.372	138.991	141.899	145.217
Specialty glass.....	13	1107		191.853	193.859	193.884	196.754	199.207

See footnotes at end of table.

Table 9. Producer price indexes for commodity and service groupings and individual items, not seasonally adjusted — Continued
 [November 2022, Index base 1982=100, unless otherwise indicated]

Title	Commodity code		Other index base	Unadjusted index ¹				
	Group code	Item code		July 2022	Aug. 2022 ^P	Sept. 2022 ^P	Oct. 2022 ^P	Nov. 2022 ^P
Specialty glass.....	13	110703	06/11	139.880	141.343	141.362	143.454	145.242
Other glass products, made by flat glass producers.....	13	1107034	06/11	156.686	158.135	158.135	163.584	163.584
Other finished glassware.....	13	13	06/83	190.111	190.952	191.116	191.556	191.540
Pressed and blown glassware.....	13	1301	06/83	193.134	193.989	194.156	194.602	194.586
Machine-made pressed & blown table, kitchen, art, & novelty glassware.....	13	130116	12/11	147.513	148.656	148.656	149.108	149.108
All other machine-made pressed and blown glassware.....	13	130117	12/11	119.734	119.810	120.038	120.156	120.133
Handmade pressed and blown glassware.....	13	130118	12/11	120.042	120.058	120.058	120.095	120.095
Concrete ingredients and related products.....	13	2		371.614	374.164	375.107	376.640	376.737
Construction sand, gravel, and crushed stone.....	13	21		423.964	426.399	426.810	427.059	427.043
Construction sand, gravel and crushed stone.....	13	2101		423.964	426.399	426.810	427.059	427.043
Construction sand and gravel (run of pit/bank, washed, screened, etc.)..	13	210120	12/11	163.049	163.127	162.951	163.258	163.312
Construction sand and gravel, Northeast.....	13	2101201	12/12	169.497	169.497	169.497	169.497	169.497
Construction sand and gravel, Midwest.....	13	2101202	12/12	173.687	174.161	173.438	173.809	173.809
Construction sand and gravel, West.....	13	2101204	12/12	164.974	164.864	164.883	165.441	165.583
Crushed and broken stone.....	13	210121		413.166	416.527	417.311	417.311	417.226
Crushed and broken limestone.....	13	2101212	12/11	163.224	164.003	164.421	164.421	164.365
Crushed and broken granite.....	13	2101213	12/11	150.263	150.632	150.632	150.632	150.632
Bituminous limestone, sandstone, & other crushed & broken stone. ...	13	2101219	12/11	133.673	137.988	138.087	138.087	138.121
Cement, hydraulic.....	13	22		299.366	302.402	304.534	308.868	309.207
Cement, hydraulic.....	13	2201		299.366	302.402	304.534	308.868	309.207
Cement, hydraulic.....	13	220161	06/89	292.993	295.964	298.050	302.293	302.624
Concrete products.....	13	3		334.304	338.337	341.222	342.297	345.028
Concrete block and brick.....	13	31		328.635	330.953	335.859	337.212	337.084
Structural concrete block.....	13	3111		338.543	341.768	347.342	349.532	349.562
Structural concrete block.....	13	311135	12/87	276.290	278.922	283.471	285.258	285.283
Structural concrete block, lightweight units (weighing less than 105 lb/cubic ft.) (dry weight).....	13	3111351	12/11	149.618	151.602	153.508	154.814	154.814
Structural concrete block, mediumweight units (weighing 105 - 124 lb/cubic ft.) (dry weight).....	13	3111352	12/11	151.335	151.875	155.044	156.258	156.258
Structural concrete block, normalweight units (weighing 125 lb or more/cubic ft.) (dry weight).....	13	3111353	12/11	142.935	143.856	146.760	147.029	147.070
Decorative concrete block.....	13	3121		291.276	291.376	295.757	297.387	296.748
Decorative concrete block (including screen, split, slump, shadowal block, etc.).....	13	312101		291.276	291.376	295.757	297.387	296.748
Concrete brick.....	13	3131		301.347	301.347	302.440	302.440	302.440
Concrete brick.....	13	313101		301.347	301.347	302.440	302.440	302.440
Concrete pavers.....	13	3141		278.875	281.459	285.592	285.592	285.592
Concrete pavers (including grid, interlocking, etc.).....	13	314101		278.875	281.459	285.592	285.592	285.592
Concrete pipe.....	13	32		312.818	315.947	324.671	326.224	326.370
Concrete pipe.....	13	3201		312.818	315.947	324.671	326.224	326.370
Concrete pipe.....	13	320108	12/86	273.163	275.895	283.513	284.870	284.997
Concrete storm sewer pipe.....	13	3201082	12/11	188.792	193.904	196.060	199.966	200.173
Concrete pipe, except concrete culvert and storm sewer pipe.....	13	3201083	12/11	147.266	147.906	148.225	148.225	148.225
Ready-mix concrete.....	13	33		328.730	332.919	336.014	337.291	340.622
Ready-mix concrete.....	13	3301		328.730	332.919	336.014	337.291	340.622
Ready-mix concrete.....	13	330101		328.730	332.919	336.014	337.291	340.622
Northeast region ready-mix concrete.....	13	330101A	12/12	146.489	148.638	147.642	150.626	151.117
Midwest region ready-mix concrete.....	13	330101B	12/12	143.629	142.908	143.646	143.069	148.513
South region ready-mix concrete.....	13	330101C	12/12	149.359	152.217	154.600	154.723	154.056
West region ready-mix concrete.....	13	330101D	12/12	161.966	164.814	166.213	167.847	169.894
Precast concrete products.....	13	34		357.983	359.834	360.983	361.860	363.048
Precast concrete products.....	13	3401		357.983	359.834	360.983	361.860	363.048
Precast concrete products.....	13	340106	12/86	315.816	317.449	318.463	319.237	320.284
Precast concrete slabs and tile, roof and floor units.....	13	3401061	12/11	154.817	155.384	162.227	157.438	157.438
Precast concrete architectural wall panels.....	13	3401062	12/11	180.486	180.844	178.008	178.490	178.490
Burial vaults and boxes, precast concrete.....	13	3401063	12/11	152.264	152.264	152.264	153.170	153.677
Precast concrete products (excl burial vaults and boxes, slabs and tile, and arch. wall panels).....	13	3401064	12/11	160.831	162.041	161.806	163.670	164.552
Prestressed concrete products.....	13	35		339.375	349.768	347.776	347.039	354.170
Prestressed concrete products.....	13	3501		339.375	349.768	347.776	347.039	354.170
Prestressed concrete products.....	13	350107	12/86	346.331	356.937	354.905	354.152	361.429
Prestressed concrete bridge beams and solid and hollow cored slabs and panels.....	13	3501071	12/07	235.296	243.607	242.096	241.321	249.380
Prestressed concrete bridge beams.....	13	35010711	12/07	194.189	206.139	203.729	203.182	206.011
Prestressed concrete solid and hollow cored slabs and panels.....	13	35010712	12/07	279.474	280.089	280.410	279.321	295.844
Prestressed concrete products (excl bridge beams and solid and hollow cored slabs and panels).....	13	3501072	12/07	125.033	127.984	127.353	127.291	127.440

See footnotes at end of table.

Table 9. Producer price indexes for commodity and service groupings and individual items, not seasonally adjusted — Continued
 [November 2022, Index base 1982=100, unless otherwise indicated]

Title	Commodity code		Other index base	Unadjusted index ¹				
	Group code	Item code		July 2022	Aug. 2022 ^P	Sept. 2022 ^P	Oct. 2022 ^P	Nov. 2022 ^P
Clay construction products ex. refractories.....	13	4		215.822	216.953	218.688	223.975	224.329
Brick and structural clay tile.....	13	42	12/84	235.598	238.046	238.132	252.867	252.867
Building or common brick.....	13	4201	12/84	232.989	235.204	235.293	250.504	250.504
Building or common brick.....	13	420101	12/84	232.989	235.204	235.293	250.504	250.504
Glazed brick and other brick (paving, floor, and sewer).....	13	4202	12/84	266.554	274.624	274.624	274.844	274.844
Glazed brick and other brick (paving, floor, and sewer).....	13	420201	12/84	266.554	274.624	274.624	274.844	274.844
Clay floor and wall tile, glazed and unglazed.....	13	44		132.188	132.188	134.527	132.362	132.362
Clay floor and wall tile, glazed and unglazed (including quarry tile and ceramic mosaic tile).....	13	4401		132.188	132.188	134.527	132.362	132.362
Clay floor and wall tile, glazed and unglazed (including quarry tile and ceramic mosaic tile).....	13	440131		132.189	132.189	134.528	132.363	132.363
Structural clay products, n.e.c.....	13	45		323.116	323.116	324.374	324.374	332.338
Structural clay products, n.e.c.....	13	4501		323.116	323.116	324.374	324.374	332.338
All other structural clay products, excluding clay refractories.....	13	450199	12/85	280.127	280.127	281.533	281.533	281.533
Refractories.....	13	5		329.985	334.694	335.259	333.479	334.568
Clay refractories.....	13	52		372.434	372.831	372.831	372.831	372.831
Clay refractories.....	13	5201		372.434	372.831	372.831	372.831	372.831
Clay refractories.....	13	520181	12/04	209.187	209.410	209.410	209.410	209.410
Nonclay refractories.....	13	53		294.647	301.665	302.533	299.795	301.471
Nonclay refractories (excluding dead-burned magnesia).....	13	5301		294.647	301.665	302.533	299.795	301.471
Nonclay refractories (excluding dead-burned magnesia).....	13	530112	12/04	193.272	197.875	198.445	196.649	197.748
Asphalt felts and coatings.....	13	6		324.426	326.065	328.398	327.955	329.967
Prepared asphalt and tar roofing and siding products.....	13	61		331.078	331.799	334.469	333.962	336.264
Prepared asphalt and tar roofing and siding products.....	13	6101		331.078	331.799	334.469	333.962	336.264
Prepared asphalt and tar roofing and siding products.....	13	610131	12/03	301.090	301.745	304.173	303.712	305.806
Asphalt smooth-surfaced roll roofing and cap sheets, organic and fiberglass base.....	13	6101311	12/12	134.850	135.082	135.082	135.082	135.082
Asphalt mineral-surfaced roll roofing and cap sheets, organic and fiberglass base.....	13	6101312	12/11	166.398	167.376	167.479	167.509	167.540
Other prepared asphalt and tar products for roofing and siding.....	13	6101317	12/11	126.040	126.516	126.833	127.150	127.259
Roofing asphalts, pitches, coatings, and cement.....	13	62		253.118	260.395	260.395	260.395	260.395
Roofing asphalts, pitches, coatings, and cement.....	13	6201		253.118	260.395	260.395	260.395	260.395
Roofing asphalts, pitches, coatings, and cement.....	13	620121	06/84	239.758	246.651	246.651	246.651	246.651
Gypsum products.....	13	7		449.216	461.283	462.744	461.345	463.091
Gypsum products.....	13	71		449.216	461.283	462.744	461.345	463.091
Gypsum products.....	13	7101		449.216	461.283	462.744	461.345	463.091
Gypsum building materials.....	13	710102	12/93	343.047	353.928	355.246	353.984	355.559
Other gypsum products.....	13	710116	12/99	245.245	245.245	245.245	245.245	245.245
Glass containers.....	13	8		251.523	251.523	251.523	251.523	255.699
Glass containers.....	13	81		251.523	251.523	251.523	251.523	255.699
Glass containers (including value of packaging).....	13	8101		251.523	251.523	251.523	251.523	255.699
Glass containers (including value of packaging).....	13	810104	06/95	192.370	192.370	192.370	192.370	195.563
Other nonmetallic minerals.....	13	9		306.080	308.176	308.981	308.849	307.746
Insulation materials.....	13	92		258.193	261.271	262.650	262.228	261.772
Mineral wool for thermal and acoustical envelope insulation.....	13	9201		257.438	259.733	260.009	259.430	258.804
Mineral wool for thermal and acoustical envelope insulation.....	13	920105	06/07	196.163	197.911	198.122	197.680	197.203
Mineral wool for industrial, equipment, and appliance insulation.....	13	9202		216.433	220.742	224.351	224.351	224.351
Mineral wool for industrial, equipment, and appliance insulation.....	13	920201		216.433	220.742	224.351	224.351	224.351
Paving mixtures and blocks.....	13	94		391.657	395.383	394.819	392.229	388.886
Paving mixtures and blocks.....	13	9401		391.657	395.383	394.819	392.229	388.886
Paving mixtures and blocks.....	13	940113	12/03	276.317	278.945	278.548	276.720	274.362
Emulsified asphalt, including liquid additives.....	13	940113A	12/09	157.472	157.320	156.292	155.191	153.231
Other liquid asphalt and tar paving materials, including cut-backs.....	13	940113B	12/09	194.839	204.370	205.322	206.161	204.008
Asphalt and tar paving mixtures (excluding liquid).....	13	940113C	12/09	139.942	141.203	141.207	139.935	138.978
Cut stone and stone products.....	13	95	12/84	229.432	229.525	230.809	230.982	230.982
Cut stone and stone products.....	13	9501	12/84	229.432	229.525	230.809	230.982	230.982
Dressed dimension granite (including gneiss, syenite, diorite, and cut granite).....	13	950111	12/84	225.847	226.647	227.165	227.165	227.165
Dressed dimension limestone (including dolomite, travertine, calcareous, tufa, & cut limestone).....	13	950121	12/84	208.141	208.310	208.310	208.310	208.310
Dressed dimension marble and other stone.....	13	950151	12/04	152.646	151.188	153.961	154.479	154.479
Gaskets, packing, and sealing devices.....	13	98	12/85	232.759	232.487	232.503	234.694	234.694
Gaskets and gasketing material.....	13	9801	12/85	254.642	254.669	254.702	259.301	259.301
Nonmetallic gaskets and gasketing.....	13	980111	12/90	227.582	227.629	227.685	227.705	227.705

See footnotes at end of table.

Table 9. Producer price indexes for commodity and service groupings and individual items, not seasonally adjusted — Continued
 [November 2022, Index base 1982=100, unless otherwise indicated]

Title	Commodity code		Other index base	Unadjusted index ¹				
	Group code	Item code		July 2022	Aug. 2022 ^P	Sept. 2022 ^P	Oct. 2022 ^P	Nov. 2022 ^P
Metallic gaskets and machined seals.....	13	980112	12/90	201.739	201.739	201.739	209.298	209.298
Packing and sealing.....	13	9802	12/85	217.659	217.103	217.103	217.103	217.103
Compression packing.....	13	980211	12/90	250.897	250.897	250.897	250.897	250.897
Molded packing and sealing devices.....	13	980212	12/90	191.563	190.558	190.558	190.558	190.558
Rotary oil seals.....	13	980214	12/90	167.705	167.705	167.705	167.705	167.705
Nonmetallic minerals and products, n.e.c.....	13	99	06/82	278.802	281.027	282.720	283.100	282.440
Industrial sand.....	13	9901	06/82	290.469	290.469	290.469	290.469	290.469
Hydraulic fracturing sand and all other industrial sand.....	13	990121	06/82	182.810	182.810	182.810	182.810	182.810
All other industrial sand.....	13	9901212	12/12	167.726	167.726	167.726	167.726	167.726
Clay and stone mining and quarrying.....	13	9902	06/84	289.376	293.945	296.836	297.109	295.723
Ground or treated minerals and earths.....	13	990209	06/85	288.114	290.353	292.643	294.639	292.502
Treated lightweight aggregate and crushed slag, minerals and earths.....	13	9902094	12/14	149.606	149.606	149.606	149.606	149.606
Other minerals and earths, treated.....	13	9902096	12/14	85.455	87.363	87.584	88.517	88.575
Dimension stone mining and quarrying.....	13	990211	06/85	256.468	261.744	261.744	261.744	261.744
Clay, excluding kaolin and ball clay.....	13	990214	06/90	219.091	222.465	222.207	223.570	223.492
Bentonite.....	13	990214C	12/07	152.092	152.092	152.092	153.356	153.391
All other nonmetallic minerals, including talc and gypsum.....	13	990299	06/85	329.483	345.128	356.038	346.691	346.691
All other miscellaneous nonmetallic mineral products.....	13	9903	12/85	226.258	226.369	227.062	227.606	227.606
Dry-mixed concrete materials (prepackaged sand, gravel, mortar, and cement premixes).....	13	990312	12/11	145.796	145.796	146.276	146.276	146.276
Other nonmetallic mineral products.....	13	990313	12/11	108.721	108.932	109.191	110.225	110.225
Transportation equipment.....	14	—		198.542	199.094	199.497	200.498	200.769
Motor vehicles and equipment.....	14	1		165.974	166.425	166.700	167.828	168.034
Motor vehicles.....	14	11		167.743	167.897	168.008	169.947	170.410
Passenger cars and chassis.....	14	1101		142.201	142.284	142.307	142.492	142.717
Passenger cars and chassis.....	14	110131	06/82	141.910	141.993	142.016	142.200	142.425
Motorcycles, including three-wheel motorbikes, motorscooters, mopeds, and parts.....	14	1104		193.475	193.475	197.365	197.365	197.365
Motorcycles, including three-wheel motorbikes, motorscooters, mopeds, and parts.....	14	110401		208.383	208.382	212.572	212.572	212.572
Trucks, truck tractors, & bus chassis 14,000 lb or less, incl. minivans & suvs.....	14	1105		192.258	192.493	192.612	196.777	197.612
Trucks, truck tractors, & bus chassis 14,000 lb or less, incl. minivans & suvs.....	14	110571	12/82	184.981	185.207	185.322	189.329	190.132
Trucks, over 14,000 lbs GVW.....	14	1106		242.867	243.064	242.918	243.473	243.477
Trucks, over 14,000 lbs GVW.....	14	110684	12/05	146.612	146.730	146.643	146.978	146.980
Buses, including military and firefighting vehicles (chassis of own manufacture).....	14	1106843	06/11	140.480	140.480	140.480	140.480	140.490
Motor vehicles parts.....	14	12		138.524	139.253	139.577	139.393	139.283
Motor vehicles parts.....	14	1205	12/03	124.132	124.785	125.076	124.912	124.813
Gasoline engines and engine parts, excl. carburetors, pistons, and valves.....	14	120501	12/03	133.271	133.078	132.887	133.156	134.155
Motor vehicle steering and suspension parts.....	14	120502	12/03	110.737	109.487	109.731	111.652	111.652
Motor vehicle transmission and power train.....	14	120503	12/03	119.415	121.634	121.611	121.785	121.556
Motor vehicle drive train components, except wheels and brakes, new.....	14	1205031	12/11	110.453	112.525	112.504	112.614	112.400
Motor vehicle transmissions except auxiliary and parts, new.....	14	12050310	06/12	108.977	108.977	108.977	109.202	109.202
Parts for manual and automatic transmissions, new.....	14	12050313	12/11	109.200	125.203	125.176	125.112	124.514
Other motor vehicle drive train components, except wheels and brakes, new.....	14	12050315	12/11	102.470	102.708	102.588	102.268	101.355
Motor vehicle drive train components, rebuilt.....	14	1205033	12/11	127.560	127.560	127.560	133.744	133.744
Motor vehicle brake systems.....	14	120504	12/03	144.265	143.723	143.803	141.628	141.197
Motor vehicle brake parts and assemblies, new.....	14	1205041	12/11	132.515	131.980	132.058	130.061	129.666
Motor vehicle drum brake assemblies and parts, new.....	14	1205041A	12/11	—	158.602	158.561	165.275	165.275
Other motor vehicle brake parts and assemblies, new.....	14	1205041B	12/11	116.044	115.833	116.141	118.058	117.280
Motor vehicle disc brake assemblies and parts, new.....	14	1205041C	12/11	138.961	138.642	138.477	127.544	127.473
Filters for internal combustion engines and motor vehicles.....	14	120505	12/03	158.650	158.650	158.650	158.650	160.162
Other motor vehicle parts.....	14	120508	12/03	111.278	112.204	112.164	112.200	112.154
Vehicle seating and interior trim.....	14	120511	06/04	113.427	113.625	114.065	114.081	113.061
Automobile trimmings.....	14	1205111	06/09	89.913	89.913	89.913	89.913	89.937
Seats for public conveyance and aircraft.....	14	1205113	06/09	118.052	118.416	119.185	119.216	118.409
Motor vehicle air conditioning systems and compressors.....	14	120512	12/11	105.221	102.974	102.974	102.155	102.155
Carburetors, pistons, piston rings, and valves.....	14	120513		200.199	200.343	200.498	200.189	199.724
Motor vehicle electrical and electronic equipment.....	14	120514		135.833	136.388	139.071	138.941	139.001
Vehicular lighting equipment.....	14	1205141		146.149	147.462	147.501	147.878	147.996
Other motor vehicle electrical and electronic equipment.....	14	1205142		138.132	138.551	141.860	141.621	141.671
Battery charging alternators, generators, and regulators.....	14	12051422	06/00	107.749	107.597	107.061	106.444	106.513
Parts for electrical and electronic engine equipment.....	14	12051424	06/00	98.218	98.218	100.475	100.057	100.057

See footnotes at end of table.

Table 9. Producer price indexes for commodity and service groupings and individual items, not seasonally adjusted — Continued
 [November 2022, Index base 1982=100, unless otherwise indicated]

Title	Commodity code		Other index base	Unadjusted index ¹				
	Group code	Item code		July 2022	Aug. 2022 ^P	Sept. 2022 ^P	Oct. 2022 ^P	Nov. 2022 ^P
All other miscellaneous non-engine electrical and electronic equipment.....	14	12051425	12/03	114.454	115.028	118.190	118.093	118.102
All other miscellaneous complete engine electrical equipment, including spark plugs.....	14	12051426	06/00	105.958	106.912	109.305	108.812	109.098
Truck and bus bodies.....	14	13	12/82	320.398	322.792	324.091	329.830	329.714
Truck and bus bodies sold separately.....	14	1301	12/82	329.537	330.385	329.693	334.693	334.063
Other truck and vehicle bodies, sold separately.....	14	13015	12/08	145.910	146.541	145.947	150.961	150.538
Dump truck bodies, sold separately.....	14	130151	12/08	193.944	193.944	187.744	187.744	183.937
All other truck and vehicle bodies, sold separately.....	14	130152	12/08	139.336	139.925	139.925	145.364	145.364
Service truck bodies, sold separately.....	14	130153	09/15	130.724	131.855	132.364	138.319	138.311
Complete vehicles on purchased chassis.....	14	1302	12/82	310.090	314.088	317.455	323.947	324.365
Buses and firefighting vehicles, complete, produced on purchased chassis.....	14	13027	12/08	126.949	126.949	126.949	126.949	127.482
Buses and firefighting vehicles, complete, produced on purchased chassis.....	14	130275	12/08	126.949	126.949	126.949	126.949	127.482
Other trucks and vehicles, complete, produced on purchased chassis.....	14	13029	12/08	150.768	153.191	155.232	159.167	159.265
Other trucks and vehicles, complete, produced on purchased chassis, except upfitting trucks.....	14	130294	09/15	132.391	134.856	137.123	141.493	141.601
Upfitting trucks, complete, produced on purchased chassis.....	14	130299	09/15	147.759	148.709	—	—	—
Truck trailers.....	14	14		335.201	335.513	336.049	337.832	337.717
Truck trailers.....	14	1406	12/86	324.952	325.254	325.774	327.502	327.391
Truck trailers and chassis, axle rating 10,000 lb or more.....	14	140602	12/86	316.362	316.703	317.290	317.716	317.590
Truck trailers and chassis, axle rating less than 10,000 lb.....	14	140603	12/11	211.629	211.629	211.629	218.022	218.022
Motor homes, built on purchased chassis.....	14	15	06/84	213.234	213.396	213.730	215.179	215.238
Motor homes, built on purchased chassis.....	14	1501	06/84	213.234	213.396	213.730	215.179	215.238
Motor homes, built on purchased chassis.....	14	150101	06/84	213.234	213.396	213.730	215.179	215.238
Travel trailers and campers.....	14	16	06/84	291.447	291.965	295.310	297.078	297.274
Travel trailers.....	14	1601	06/84	278.586	279.135	282.075	284.221	284.418
Travel trailers.....	14	160101	06/84	278.586	279.135	282.075	284.221	284.418
Conventional travel trailers.....	14	1601016	12/11	162.508	163.653	166.478	168.540	168.729
Camping trailers, campers, pick-up covers, and parts.....	14	1602	06/84	330.779	331.132	336.063	336.063	336.246
Camping trailers, campers, pick-up covers, and parts.....	14	160201	06/84	330.779	331.132	336.063	336.063	336.246
Other parts and components, excluding appliances and furnishings.....	14	1602013	12/11	192.022	192.022	196.082	196.082	196.082
Truck campers, caps, box covers, and fold-down camping trailers.....	14	1602014	06/14	—	—	—	145.061	145.276
Aircraft and aircraft equipment.....	14	2		294.960	295.772	296.797	297.296	297.938
Aircraft.....	14	21		329.155	329.955	330.031	330.969	331.671
Civilian aircraft.....	14	2102	12/85	313.938	315.084	316.255	317.598	318.602
Civilian aircraft.....	14	210206	12/03	169.985	170.605	171.240	171.967	172.511
Military aircraft.....	14	2104	06/13	105.324	105.324	104.610	104.610	104.610
Military aircraft.....	14	210401	06/13	105.324	105.324	104.610	104.610	104.610
Aircraft engine and engine parts.....	14	23	12/85	243.614	245.127	245.904	245.988	246.153
Aircraft engine and engine parts.....	14	2301	12/85	243.614	245.127	245.904	245.988	246.153
Aircraft engine and engine parts.....	14	230101	12/85	243.614	245.127	245.904	245.988	246.153
Aeronautical services on aircraft engines.....	14	2301015	12/11	136.158	139.778	140.649	140.649	140.649
Aircraft engine parts and accessories.....	14	2301017	12/11	114.903	114.863	115.222	115.296	115.410
Parts and accessories for military aircraft engines.....	14	23010175	12/11	123.203	123.203	123.563	123.883	123.898
Parts and accessories for civilian aircraft engines.....	14	23010177	12/11	113.148	113.100	113.458	113.480	113.615
Other aircraft parts and equipment.....	14	25	06/85	197.520	197.582	199.963	199.963	200.695
Other aircraft parts and equipment.....	14	2501	06/85	197.520	197.582	199.963	199.963	200.695
Aircraft propellers and helicopter rotors.....	14	250102	06/08	153.713	153.945	160.743	160.743	160.888
Aircraft parts and auxiliary equipment.....	14	250103	06/08	118.233	118.257	119.391	119.391	119.912
Aircraft landing gear for civilian and military aircraft.....	14	2501032	06/08	163.893	163.893	164.664	164.664	164.664
Other aircraft subassemblies and parts for military aircraft.....	14	2501033	06/08	123.978	123.978	123.978	123.978	125.731
Other aircraft subassemblies and parts for civilian aircraft.....	14	2501034	06/08	107.945	107.998	110.358	110.358	110.791
Ships and boats.....	14	3		298.262	300.042	299.713	300.127	300.378
Ships.....	14	31	12/85	246.733	246.717	245.875	245.875	245.837
Military self-propelled ships, new construction.....	14	3102	06/96	149.178	149.164	148.306	148.306	148.279
Military self-propelled ships, new construction.....	14	310201	06/96	149.178	149.164	148.306	148.306	148.279
Nonmilitary self-propelled ships, new construction.....	14	3103	06/96	262.526	262.526	263.864	263.864	263.864
Nonmilitary self-propelled ships, new construction.....	14	310301	12/85	400.696	400.696	402.737	402.737	402.737
Boats.....	14	32		335.804	341.946	343.160	344.580	345.545
Outboard motorboats, including commercial and military (except sailboats and lifeboats).....	14	3201		380.661	390.970	393.590	395.337	395.797
Outboard motorboats, wood or metal, incl. comm. and military (exc. sailboats and lifeboats).....	14	320107	06/11	163.031	170.440	172.388	172.717	173.046
Outboard motorboats, plastics/fiberglass, incl. comm. and mil. (exc. sailboats and lifeboats).....	14	320108	06/11	162.495	164.325	164.734	165.840	165.922

See footnotes at end of table.

Table 9. Producer price indexes for commodity and service groupings and individual items, not seasonally adjusted — Continued
 [November 2022, Index base 1982=100, unless otherwise indicated]

Title	Commodity code		Other index base	Unadjusted index ¹				
	Group code	Item code		July 2022	Aug. 2022 ^P	Sept. 2022 ^P	Oct. 2022 ^P	Nov. 2022 ^P
Inboard motorboats, including commercial and military (except sailboats and lifeboats).....	14	3202		340.290	343.919	343.919	346.760	350.262
Inboard cabin cruisers, including commercial and military (except sailboats and lifeboats).....	14	320206	12/03	171.043	173.955	173.955	173.955	175.625
Other inboard motorboats, including commercial and military (except sailboats and lifeboats).....	14	320207	06/11	150.506	151.316	151.316	153.615	155.229
Inboard-outdrive boats, including commercial and military (except sailboats and lifeboats).....	14	3203		282.955	282.969	282.969	282.969	282.969
All other inboard-outdrive boats, incl. comm. and military (except sailboats and lifeboats).....	14	320310	12/03	162.002	162.012	162.012	162.012	162.012
All other boats (excluding military and commercial).....	14	3204		262.110	268.519	268.519	268.519	268.519
All other boats (excluding military and commercial).....	14	320406	12/03	148.467	152.097	152.097	152.097	152.097
Railroad equipment.....	14	4		211.080	211.724	212.243	212.331	212.588
Railroad cars and locomotives.....	14	44	05/22	100.000	100.000	100.000	100.000	—
Railroad cars and locomotives.....	14	4401	05/22	100.000	100.000	100.000	100.000	—
Railroad cars.....	14	440102	12/01	167.624	167.624	167.624	167.624	—
Railway maintenance of way equipment and parts.....	14	45	05/22	100.385	102.183	103.633	103.876	104.596
Railway maintenance of way equipment and parts.....	14	4501		201.392	204.999	207.907	208.396	209.839
Air brake and other brake equipment.....	14	450101	12/03	104.746	104.746	104.746	104.719	—
Railway maintenance of way & all other railroad and streetcar equipment, parts and accessories.....	14	450102	12/03	151.290	154.355	156.825	157.246	158.472
Transportation equipment, n.e.c.....	14	9	06/85	202.527	202.038	202.028	202.342	201.038
Transportation equipment, n.e.c.....	14	91	06/85	202.527	202.038	202.028	202.342	201.038
Other transportation equipment, incl. golf carts, vehicle trailers, and all-terrain vehicles.....	14	9111	06/85	202.527	202.038	202.028	202.342	201.038
Automobile and light truck trailers.....	14	911104	12/92	271.173	271.102	271.848	271.848	266.218
All other miscellaneous transportation equipment, including all-terrain vehicles.....	14	911105	06/85	156.392	155.899	155.618	156.012	156.042
All-terrain vehicles and parts.....	14	9111051	06/08	110.487	110.043	110.043	110.146	110.177
All other miscellaneous transportation equipment and parts.....	14	9111052	06/08	119.306	119.170	118.457	119.198	119.198
Miscellaneous products.....	15	—		322.257	324.941	325.917	326.161	328.857
Toys, sporting goods, small arms, etc.....	15	1		200.712	200.660	198.922	199.202	201.691
Toys, games, and children's vehicles.....	15	11		176.566	176.566	176.566	178.666	178.661
Toys, games, and children's vehicles.....	15	1101		176.566	176.566	176.566	178.666	178.661
Nonelectronic games and puzzles (excl. toys), and electronic toys (incl. parts).....	15	110152	06/85	148.512	148.512	148.512	148.512	148.512
Nonelectronic games and puzzles, including parts.....	15	1101521	12/07	118.500	118.500	118.500	118.500	118.500
Other nonelectronic toys, including parts.....	15	110154	06/85	192.588	192.588	192.588	200.660	200.660
Models, science & craft kits/supply, & collectors' miniatures.....	15	110155	06/85	271.988	271.988	271.988	272.723	272.670
Sporting and athletic goods.....	15	12		191.750	191.665	188.832	189.025	193.074
Sporting and athletic goods.....	15	1201		191.750	191.665	188.832	189.025	193.074
Golf equipment, excluding apparel and shoes.....	15	120127	12/85	145.808	145.608	139.798	139.761	147.763
Bicycles, adult tricycles, unicycles and parts.....	15	120182	12/84	168.161	168.325	168.325	168.325	170.242
Playground equipment.....	15	120185	12/98	343.332	343.332	343.332	347.826	347.826
Gymnasium and exercise equipment.....	15	120192	12/98	152.156	152.156	152.156	152.108	152.108
Other sporting and athletic goods.....	15	120193	12/85	171.743	171.743	171.743	171.743	171.743
Small arms and ammunition.....	15	13		311.989	311.989	311.989	311.989	312.022
Small arms.....	15	1301		255.705	255.705	255.705	255.705	255.705
Single barrel shotguns, other small firearms n.e.c., and parts & attachments for small arms.....	15	130128	06/13	106.027	106.027	106.027	106.027	106.027
Small arms ammunition.....	15	1302		416.816	416.816	416.816	416.816	416.816
Small arms ammunition.....	15	130281	06/02	289.284	289.284	289.284	289.284	289.284
Other small arms ammunition products.....	15	1303	06/85	278.114	278.114	278.114	278.114	278.564
All other small arms ammunition products.....	15	130308	06/02	191.317	191.317	191.317	191.317	191.626
Tobacco products, incl. stemmed & redried.....	15	2		1,129.929	1,151.096	1,158.741	1,158.776	1,181.369
Cigarettes, excluding electronic.....	15	21		1,417.478	1,445.468	1,456.399	1,456.399	1,486.814
Cigarettes, excluding electronic.....	15	2101		1,417.478	1,445.468	1,456.399	1,456.399	1,486.814
Cigarettes, excluding electronic.....	15	210105	12/04	272.418	277.798	279.899	279.899	285.744
Stemmed and redried tobacco.....	15	24	06/84	105.547	105.461	105.461	105.625	108.438
Stemmed and redried tobacco.....	15	2402	06/84	104.157	104.073	104.073	104.234	107.011
Stemmed and redried tobacco.....	15	240208	06/99	114.211	114.118	114.118	114.295	117.339
Tobacco, unstemmed leaf, redried before packing.....	15	2402081	12/11	106.180	106.056	106.056	106.372	111.796
Tobacco, stemmed.....	15	2402084	12/11	99.889	99.846	99.846	99.846	99.846
Other tobacco products.....	15	25	12/05	202.570	205.717	206.162	206.162	208.307
Other tobacco products.....	15	2501	12/05	202.570	205.717	206.162	206.162	208.307
Other tobacco products.....	15	250101	12/05	202.570	205.717	206.162	206.162	208.307
Cigars.....	15	2501011	12/11	124.280	124.280	124.280	124.280	124.280

See footnotes at end of table.

Table 9. Producer price indexes for commodity and service groupings and individual items, not seasonally adjusted — Continued
 [November 2022, Index base 1982=100, unless otherwise indicated]

Title	Commodity code		Other index base	Unadjusted index ¹				
	Group code	Item code		July 2022	Aug. 2022 ^P	Sept. 2022 ^P	Oct. 2022 ^P	Nov. 2022 ^P
Chewing and smoking tobacco.....	15	2501014	12/11	177.280	180.662	180.665	180.665	182.971
Notions.....	15	3		256.408	256.408	256.408	256.408	256.408
Fasteners, zippers, buttons, needles, pins, and buckles.....	15	32		262.439	262.439	262.439	262.439	262.439
Fasteners, zippers, buttons, needles, pins, and buckles.....	15	3201		262.439	262.439	262.439	262.439	262.439
Fasteners, zippers, buttons, needles, pins, and buckles (except precious metal).....	15	320100		262.439	262.439	262.439	262.439	262.439
Photographic equipment and supplies.....	15	4		161.642	162.616	163.972	157.706	161.527
Photographic and photocopying equipment.....	15	41		98.872	98.872	98.872	98.872	—
Photographic and photocopying equipment.....	15	4107	12/83	121.083	121.083	121.083	121.083	—
Photographic and photocopying equipment.....	15	410701	12/83	121.083	121.083	121.083	121.083	—
Motion picture & other photographic equipment, n.e.c.....	15	4107019	12/11	138.208	138.208	138.208	138.208	—
Photographic supplies.....	15	42		189.345	190.849	192.943	183.264	189.167
Photographic supplies.....	15	4206	12/83	185.970	187.448	189.505	179.998	185.796
Photographic supplies.....	15	420601	12/83	185.970	187.448	189.505	179.998	185.796
Prepared photographic chemicals.....	15	4206011	12/07	102.772	102.950	103.784	103.628	104.375
Photographic sensitized film, plates, paper, & cloth.....	15	4206012	12/07	172.684	174.373	176.434	165.071	171.677
Photographic sensitized film, plates, paper, & cloth, silver-halide-type (excluding X-ray).....	15	42060121	12/07	174.251	177.255	177.477	—	—
Photographic sensitized film etc., less silver halide type (inc. X-ray)...	15	42060122	12/07	160.101	160.101	164.252	165.568	165.568
Mobile homes.....	15	5		509.376	502.995	498.490	494.096	492.100
Manufactured homes (mobile homes), all sizes (incl. multisection).....	15	53		522.484	515.939	511.318	506.811	504.764
Manufactured mobile homes and nonresidential mobile buildings.....	15	5303	12/86	489.433	483.302	478.973	474.751	472.833
Manufactured homes (mobile homes), all width sizes (incl. multisection).....	15	530301	12/86	489.433	483.302	478.973	474.751	472.833
Medical, surgical & personal aid devices.....	15	6		194.066	194.557	195.005	195.666	195.664
Surgical and medical instruments.....	15	62	06/82	146.773	146.897	147.897	148.524	148.565
Surgical and medical instruments.....	15	6201	06/82	146.773	146.897	147.897	148.524	148.565
Surgical and medical instruments.....	15	620103	06/05	108.708	108.800	109.540	110.005	110.035
Surgical and medical catheters.....	15	6201031	12/11	92.924	92.924	92.924	92.924	92.924
Orthopedic and surgical instruments.....	15	6201033	06/12	113.983	114.006	114.101	114.120	114.215
Other surgical and medical apparatus and instruments, excluding parts.....	15	6201037	06/12	100.334	100.642	101.592	101.592	101.592
Parts for surgical and medical apparatus and instruments.....	15	6201038	06/12	109.528	109.575	110.010	111.835	111.835
Medical and surgical appliances and supplies.....	15	63	06/83	225.359	225.719	225.728	226.385	226.826
Medical and surgical appliances and supplies.....	15	6301	06/83	225.359	225.719	225.728	226.385	226.826
Medical and surgical appliances and supplies.....	15	630104	12/03	124.593	124.792	124.797	125.160	125.404
Other orthopedic and prosthetic appliances.....	15	6301042	12/11	99.106	99.106	99.106	99.106	99.106
All other surgical and medical items.....	15	6301044	12/11	119.674	119.916	119.922	120.363	120.660
Ophthalmic goods.....	15	64	12/83	164.678	165.254	165.254	165.254	165.254
Ophthalmic goods.....	15	6401	12/83	164.678	165.254	165.254	165.254	165.254
Ophthalmic fronts, temples, and focal and contact lenses.....	15	640107	12/11	117.414	118.041	—	—	—
Dental equipment and supplies.....	15	65	06/85	400.924	407.571	402.127	403.683	399.298
Dental equipment and supplies.....	15	6501	06/85	400.924	407.571	402.127	403.683	399.298
Dental equipment and supplies.....	15	650107	12/05	205.011	208.409	205.626	206.421	204.179
Professional dental equipment and supplies.....	15	6501071	12/07	149.416	149.416	149.416	149.416	149.416
Professional dental equipment.....	15	65010711	12/07	153.463	153.463	153.463	153.463	153.463
Professional dental supplies.....	15	65010712	12/07	144.236	144.236	144.236	144.236	144.236
Other industrial safety equipment.....	15	7		313.317	313.317	313.404	324.988	324.988
Personal safety equipment and clothing.....	15	71		313.317	313.317	313.404	324.987	324.987
Personal safety equipment and clothing.....	15	7108	06/04	146.755	146.755	146.796	152.221	152.221
Personal safety equipment and clothing.....	15	710802	06/04	146.755	146.755	146.796	152.221	152.221
Other miscellaneous products.....	15	9		240.068	243.134	244.530	245.111	246.171
Burial caskets.....	15	91		466.864	466.864	466.957	475.607	491.374
Burial caskets.....	15	9101		466.864	466.864	466.957	475.607	491.374
Burial caskets.....	15	910109	12/04	213.950	213.950	213.993	217.957	225.182
Metal burial caskets & coffins, completely lined & trimmed, adult sizes.....	15	9101091	12/11	148.047	148.047	148.100	153.000	159.133
Other burial caskets & coffins, including burial boxes and vaults (except concrete and stone).....	15	9101095	12/11	150.136	150.136	150.136	—	—
Musical instruments.....	15	93		280.212	281.895	281.895	286.212	287.936
Musical instruments.....	15	9301		280.212	281.895	281.895	286.212	287.936
Nonelectronic pianos, organs, and nonelectronic piano and organ parts, excluding benches.....	15	930113	12/09	163.881	163.881	163.881	163.881	163.881
Other musical instruments and parts.....	15	930117	06/85	260.627	262.445	262.445	267.108	268.970
Other nonelectronic musical instruments.....	15	9301172	12/09	137.236	137.236	137.236	137.236	137.236

See footnotes at end of table.

Table 9. Producer price indexes for commodity and service groupings and individual items, not seasonally adjusted — Continued
 [November 2022, Index base 1982=100, unless otherwise indicated]

Title	Commodity code		Other index base	Unadjusted index ¹				
	Group code	Item code		July 2022	Aug. 2022 ^P	Sept. 2022 ^P	Oct. 2022 ^P	Nov. 2022 ^P
Other musical instrument parts & accessories, sold separately, excl. benches & instrument cases.....	15	9301173	12/09	134.068	136.179	136.179	137.410	137.410
Jewelry and jewelry products.....	15	94		250.806	253.486	251.046	250.316	256.964
Jewelry (gold and platinum) and silverware.....	15	9402		274.256	278.813	274.587	273.308	284.233
Jewelry, gold and platinum.....	15	940222	12/11	116.126	118.088	116.269	115.727	120.353
Costume jewelry and novelties.....	15	9404		224.311	224.311	224.311	224.311	224.311
Costume jewelry and novelties.....	15	940415	12/03	154.262	154.262	154.262	154.262	154.262
All other jewelry and personal goods (excluding costume).....	15	9407	06/07	150.885	151.791	151.221	150.985	154.311
All other jewelry and personal goods (excluding costume).....	15	940714	06/07	150.885	151.791	151.221	150.985	154.311
Jewelers' material and lapidary work.....	15	9408	12/08	161.682	161.972	161.586	161.586	161.924
Pens, pencils, and marking devices.....	15	95		217.976	218.021	218.147	218.147	218.606
Pens, markers, mechanical pencils, and associated parts.....	15	9502	12/85	206.442	206.442	206.442	206.442	—
Pens, markers, mechanical pencils, and associated parts.....	15	950210	12/85	206.442	206.442	206.442	206.442	—
Lead pencils, art goods, office supplies and small office equipment, excluding paper.....	15	9503	12/85	208.620	208.620	208.620	208.620	209.515
Lead pencils, art goods, office supplies and small office equipment, excluding paper.....	15	950307	12/85	208.620	208.620	208.620	208.620	209.515
Marking devices.....	15	9504	12/85	186.618	186.794	187.282	187.282	187.282
Marking devices.....	15	950406	12/05	130.846	130.969	131.311	131.311	131.311
Watches, clocks, watchcases, and parts.....	15	96		159.353	164.529	—	—	—
Watches, clocks, watchcases, and parts.....	15	9603	06/01	130.815	135.063	—	—	—
Watches, clocks, watchcases, and parts.....	15	960313	06/04	122.658	126.642	—	—	—
Brooms and brushes.....	15	97		220.083	220.451	220.779	220.795	223.277
Brooms, brushes and mops.....	15	9705	12/85	210.692	211.045	211.358	211.373	213.749
Brooms, mops, and dusters.....	15	970501	12/85	239.594	239.594	240.847	240.908	248.877
Brooms.....	15	9705011	12/11	130.839	130.839	132.152	132.216	136.883
Mops and dusters, including refills.....	15	9705012	12/11	125.742	125.742	125.742	125.742	129.595
Paint and varnish brushes and rollers.....	15	970502	12/85	180.790	180.790	180.790	180.790	180.790
Paint and varnish brushes.....	15	9705021	12/11	118.097	118.097	118.097	118.097	118.097
Paint holders, pads, roller frames, and rollers.....	15	9705022	12/11	110.448	110.448	110.448	110.448	110.448
Other brushes, excl. paint and varnish brushes.....	15	970503	12/85	220.101	220.730	220.730	220.730	221.412
Personal brushes.....	15	9705031	12/11	104.179	104.179	104.179	104.179	104.179
Brushes, other than personal.....	15	9705032	12/11	136.060	136.905	136.905	136.905	137.821
Miscellaneous products, n.e.c.....	15	9A	12/85	242.722	246.870	249.152	249.871	249.114
Candles.....	15	9A01	12/85	202.754	202.754	202.754	202.754	202.754
Candles.....	15	9A0101	12/85	202.754	202.754	202.754	202.754	202.754
Signs and advertising displays.....	15	9A04	12/85	215.909	224.002	224.444	225.867	225.887
Non-electric signs and displays.....	15	9A0402	12/85	262.104	265.713	266.612	269.499	269.541
Electric signs and displays.....	15	9A0404	12/85	182.440	195.712	195.712	195.712	195.712
All other miscellaneous fabricated products and recyclable materials.....	15	9A09	12/85	297.577	297.722	303.203	303.203	301.157
Other miscellaneous fabricated products.....	15	9A0901	12/85	288.445	288.445	296.680	296.680	296.680
Reproduction of audio and video media and software.....	15	9D	12/03	121.694	122.656	125.613	125.684	125.788
Reproduction of audio and video media and software.....	15	9D01	12/03	121.694	122.656	125.613	125.684	125.788
Services²								
Transportation services.....	30	—	06/09	166.354	164.120	163.078	164.412	163.440
Transportation of freight and mail.....	30	1	06/09	172.195	169.948	169.713	169.027	170.283
Rail transportation of freight and mail.....	30	11	12/08	151.148	150.565	150.574	149.545	150.506
Rail transportation of freight and mail.....	30	1101	12/08	151.148	150.565	150.574	149.545	150.506
Rail transportation of freight and mail.....	30	110101	12/08	151.148	150.565	150.574	149.545	150.506
Truck transportation of freight.....	30	12	06/09	171.374	167.553	166.417	165.390	167.134
Local motor carrying.....	30	1201	06/09	146.305	145.856	145.872	146.127	145.891
Local motor carrying.....	30	120101	06/09	146.305	145.856	145.872	146.127	145.891
Long-distance motor carrying.....	30	1202	06/09	180.870	175.730	174.143	172.614	175.134
Long-distance motor carrying.....	30	120201	06/09	180.870	175.730	174.143	172.614	175.134
Water transportation of freight.....	30	13	06/09	164.348	167.226	169.004	168.718	171.181
Deep sea water transportation of freight.....	30	1301	12/08	171.366	176.764	180.241	179.043	181.611
Deep sea water transportation of freight.....	30	130101	12/08	171.366	176.764	180.241	179.043	181.611
Coastal and intercoastal water transportation of freight.....	30	1302	12/08	128.180	129.287	130.106	130.570	132.969
Coastal and intercoastal water transportation of freight.....	30	130201	12/08	128.180	129.287	130.106	130.570	132.969
Great Lakes-St Lawrence Seaway water transportation of freight.....	30	1303	12/08	157.739	153.862	152.798	153.264	157.527
Great lakes-St Lawrence Seaway water transportation of freight.....	30	130301	12/08	157.739	153.862	152.798	153.264	157.527
Inland waterways transportation of freight.....	30	1304	12/08	105.440	104.861	103.980	104.716	105.670
Inland waterways transportation of freight.....	30	130401	12/08	105.440	104.861	103.980	104.716	105.670
Air transportation of freight.....	30	14	12/08	132.235	130.307	128.404	124.757	122.210
Air transportation of freight.....	30	1401	12/08	132.235	130.307	128.404	124.757	122.210

See footnotes at end of table.

Table 9. Producer price indexes for commodity and service groupings and individual items, not seasonally adjusted — Continued
 [November 2022, Index base 1982=100, unless otherwise indicated]

Title	Commodity code		Other index base	Unadjusted index ¹				
	Group code	Item code		July 2022	Aug. 2022 ^P	Sept. 2022 ^P	Oct. 2022 ^P	Nov. 2022 ^P
Air transportation of freight, domestic.....	30	140102	01/16	115.742	115.066	114.982	115.010	114.967
Air transportation of freight, international.....	30	140103	01/16	111.560	109.486	107.181	102.680	99.565
Courier, messenger, and U.S. postal services.....	30	16	06/09	177.091	176.126	176.191	176.471	177.171
U.S. Postal Service.....	30	1601	06/89	268.005	268.005	268.005	270.390	270.390
Mailing services (market dominant services).....	30	160107	12/12	133.333	133.333	133.333	133.510	133.510
First class mail.....	30	1601071	06/89	238.569	238.569	238.569	239.129	239.129
Periodicals mail.....	30	1601072	06/89	319.001	319.001	319.001	319.001	319.001
Standard class mail.....	30	1601073	06/89	301.872	301.872	301.872	301.872	301.872
Package services mail.....	30	1601074	06/89	303.045	303.045	303.045	303.045	303.045
Special services and fees.....	30	1601075	06/89	319.306	319.306	319.306	319.306	319.306
Shipping services (competitive services).....	30	160108	12/12	160.580	160.580	160.580	166.855	166.855
Courier and messenger services, except air.....	30	1602	04/09	196.795	196.204	196.121	195.592	196.659
Courier and messenger services, except air.....	30	160201	04/09	196.795	196.204	196.121	195.592	196.659
Air mail and package delivery services, excluding by USPS.....	30	1603	04/09	236.391	230.834	231.531	230.106	232.451
Air mail and package delivery services, excluding by USPS.....	30	160301	04/09	236.391	230.834	231.531	230.106	232.451
Pipeline transportation.....	30	17	05/22	102.825	102.825	105.938	105.851	105.869
Pipeline transportation of petroleum products.....	30	1701	12/08	182.568	182.568	182.564	182.840	182.949
Pipeline transportation of crude petroleum.....	30	170101	12/08	199.400	199.400	199.382	199.885	199.885
Pipeline transportation of refined petroleum products.....	30	170102	12/08	164.634	164.634	164.642	164.713	164.916
Pipeline transportation of natural gas.....	30	1702	05/22	99.901	99.901	104.797	104.567	104.558
Pipeline transportation of natural gas.....	30	170201	05/22	99.901	99.901	104.797	104.567	104.558
Transportation of passengers (partial).....	30	2	06/09	145.872	143.683	139.819	148.216	139.457
Rail transportation of passengers.....	30	21	12/08	133.552	133.552	133.552	133.552	133.552
Rail transportation of passengers.....	30	2101	12/08	133.552	133.552	133.552	133.552	133.552
Rail transportation of passengers.....	30	210101	12/08	133.552	133.552	133.552	133.552	133.552
Airline passenger services.....	30	22	12/08	134.547	132.499	128.884	136.740	128.546
Airline passenger services.....	30	2201	12/08	134.547	132.499	128.884	136.740	128.546
Airline passenger services, domestic.....	30	220101	12/08	136.153	134.666	132.536	141.090	131.652
Airline passenger services, international.....	30	220102	12/08	128.285	124.415	115.958	121.469	117.409
Services related to transportation activities.....	31	—	06/09	144.878	147.173	139.701	143.467	134.543
Services related to water transportation.....	31	1	06/09	135.133	135.178	134.823	135.717	135.811
Towing, tugging, docking, and related services.....	31	11	03/09	138.662	137.965	137.405	138.484	138.759
Towing, tugging, docking and related services.....	31	1101	03/09	138.662	137.965	137.405	138.484	138.759
Towing, tugging, docking and related services.....	31	110101	03/09	138.662	137.965	137.405	138.484	138.759
Operation of port waterfront terminals.....	31	12	12/08	155.110	156.943	155.765	157.114	157.114
Operation of port waterfront terminals.....	31	1201	12/08	155.110	156.943	155.765	157.114	157.114
Operation of port waterfront terminals.....	31	120101	12/08	155.110	156.943	155.765	157.114	157.114
Marine cargo handling.....	31	13	12/08	129.027	129.005	129.059	129.692	129.692
Marine cargo handling.....	31	1301	12/08	129.027	129.005	129.059	129.692	129.692
Marine cargo handling.....	31	130101	12/08	129.027	129.005	129.059	129.692	129.692
Services related to air transportation.....	31	2	04/09	133.366	134.629	131.341	132.171	132.784
Other airport operations, excluding aircraft maintenance and repair.....	31	21	04/09	133.366	134.629	131.341	132.171	132.784
Other airport operations, excluding aircraft maintenance and repair.....	31	2101	04/09	133.366	134.629	131.341	132.171	132.784
Other airport operations, excluding aircraft maintenance and repair.....	31	210101	04/09	133.366	134.629	131.341	132.171	132.784
Other services related to transportation activities (partial).....	31	3	06/09	153.008	156.498	144.865	150.833	134.862
Arrangement of freight and cargo.....	31	31	12/08	175.061	181.769	160.162	171.280	145.170
Arrangement of freight and cargo.....	31	3101	12/08	175.061	181.769	160.162	171.280	145.170
Arrangement of freight and cargo.....	31	310101	12/08	175.061	181.769	160.162	171.280	145.170
Freight forwarding.....	31	32	12/08	114.297	114.110	113.956	114.002	110.133
Freight forwarding.....	31	3201	12/08	114.297	114.110	113.956	114.002	110.133
Freight forwarding.....	31	320101	12/08	114.297	114.110	113.956	114.002	110.133
Warehousing, storage, and related services.....	32	—	12/08	128.802	123.693	125.399	124.240	124.540
Warehousing, storage, and related services.....	32	1	12/08	128.802	123.693	125.399	124.240	124.540
Warehousing, storage, and related services.....	32	11	12/08	128.802	123.693	125.399	124.240	124.540
Warehousing, storage, and related services.....	32	1101	12/08	128.802	123.693	125.399	124.240	124.540
Warehousing, storage, and related services.....	32	110101	12/08	128.802	123.693	125.399	124.240	124.540
Publishing sales, excluding software.....	33	—	06/09	136.558	136.737	138.374	139.068	137.682
Book, periodical, and newspaper publishing sales and subscriptions.....	33	1	06/09	145.768	145.167	148.110	149.196	146.679
Sales of books.....	33	11		449.612	450.158	445.851	451.818	452.159
Sales of textbooks.....	33	1101		762.331	747.618	738.323	770.644	770.644
Sales of textbooks.....	33	110101	06/88	486.862	477.466	471.530	492.171	492.171

See footnotes at end of table.

Table 9. Producer price indexes for commodity and service groupings and individual items, not seasonally adjusted — Continued
 [November 2022, Index base 1982=100, unless otherwise indicated]

Title	Commodity code		Other index base	Unadjusted index ¹				
	Group code	Item code		July 2022	Aug. 2022 ^P	Sept. 2022 ^P	Oct. 2022 ^P	Nov. 2022 ^P
Sales of technical, scientific, and professional books.....	33	1102		722.678	723.266	723.207	723.207	722.155
Sales of technical, scientific, and professional books.....	33	110201	06/88	564.429	564.888	564.842	564.842	564.021
Sales of religious books.....	33	1103		221.917	223.735	218.486	228.746	220.224
Sales of religious books.....	33	110301	06/88	168.426	169.805	165.822	173.608	167.140
Sales of general adult and juvenile books.....	33	1104		205.043	207.231	205.826	205.297	207.285
Sales of general adult and juvenile books.....	33	110402		205.043	207.231	205.826	205.297	207.285
Sales of general reference books.....	33	1105		175.504	179.321	179.413	182.962	174.260
Sales of general reference books.....	33	110501	06/88	149.407	152.655	152.734	155.755	148.348
Sales of digital books.....	33	1106	09/15	108.900	111.254	108.570	108.448	110.099
Sales of digital books.....	33	110601	09/15	108.900	111.254	108.570	108.448	110.099
Sales and subscriptions of periodicals and newspapers.....	33	12	06/09	146.301	144.719	153.128	153.152	147.323
Sales and subscriptions of periodicals.....	33	1201	06/07	119.778	119.779	119.779	119.779	110.400
Sales and subscriptions of periodicals.....	33	120101	06/07	119.778	119.779	119.779	119.779	110.400
Newspaper subscription and single copy sales.....	33	1202		541.293	530.259	588.904	589.070	585.927
Newspaper subscriptions, print and online bundled.....	33	120203	09/15	193.195	193.825	194.352	194.912	195.465
Newspaper subscriptions, print only.....	33	120204	09/15	161.317	157.577	177.072	177.072	195.970
Directory, mailing list, and related compilations publishing sales.....	33	2	12/08	132.886	136.829	137.059	138.072	133.927
Directory, mailing list, and related compilations publishing sales.....	33	21	12/08	132.886	136.829	137.059	138.072	133.927
Directory, mailing list, and related compilations publishing sales.....	33	2101	12/08	132.886	136.829	137.059	138.072	133.927
Directory, mailing list, and related compilations publishing sales.....	33	210101	12/08	132.886	136.829	137.059	138.072	133.927
Greeting card publishing sales.....	33	3	12/85	221.814	236.231	239.864	239.360	239.613
Greeting card publishing sales.....	33	31	12/85	221.814	236.231	239.864	239.360	239.613
Greeting card publishing sales.....	33	3101	12/85	221.814	236.231	239.864	239.360	239.613
Greeting card publishing sales.....	33	310101	12/85	221.814	236.231	239.864	239.360	239.613
Calendars, yearbooks, and other miscellaneous publishing sales.....	33	4	12/89	211.012	208.113	208.656	208.624	208.817
Calendars, yearbooks, and other miscellaneous publishing sales.....	33	41	12/89	211.012	208.113	208.656	208.624	208.817
Calendars, yearbooks, and other miscellaneous publishing sales.....	33	4101	12/89	211.012	208.113	208.656	208.624	208.817
Calendars, yearbooks, and other miscellaneous publishing sales.....	33	410101	12/89	211.012	208.113	208.656	208.624	208.817
Internet publishing and broadcasting subscription, content access, and licensing sales.....	33	5	12/09	129.557	129.125	129.146	129.511	129.551
Internet publishing and broadcasting subscription, content access, and licensing sales.....	33	51	12/09	129.557	129.125	129.146	129.511	129.551
Internet publishing and broadcasting subscription, content access, and licensing sales.....	33	5101	12/09	129.557	129.125	129.146	129.511	129.551
Internet publishing and broadcasting subscription, content access, and licensing sales.....	33	510101	12/09	129.557	129.125	129.146	129.511	129.551
Software publishing.....	34	—	06/09	95.555	94.530	95.679	95.129	93.979
System software publishing.....	34	1	05/22	100.556	100.457	100.129	99.563	98.405
System software publishing.....	34	11	05/22	100.556	100.457	100.129	99.563	98.405
System software publishing.....	34	1101	05/22	100.556	100.457	100.129	99.563	98.405
System software publishing.....	34	110101	05/22	100.556	100.457	100.129	99.563	98.405
Application software publishing.....	34	2	06/09	106.743	105.117	107.157	106.537	105.227
Application software publishing.....	34	21	06/09	106.743	105.117	107.157	106.537	105.227
Desktop and portable device application software publishing.....	34	2101	12/08	101.146	100.980	106.971	104.943	103.083
Desktop and portable device application software publishing.....	34	210101	12/08	101.146	100.980	106.971	104.943	103.083
Application software publishing, cross-industry, vertical market, utilities, and other.....	34	2103	12/08	120.205	116.726	116.091	116.404	115.836
Application software publishing, cross-industry, vertical market, utilities, and other.....	34	210301	12/08	120.205	116.726	116.091	116.404	115.836
Application software publishing, game software.....	34	2104	12/13	87.261	87.314	85.367	86.267	83.901
Application software publishing, game software.....	34	210401	12/13	87.261	87.314	85.367	86.267	83.901
Network compensation from broadcast and cable television and radio.....	35	—	06/09	157.976	158.432	158.432	158.432	158.432
Affiliate agreements, programming sales, and retransmission fees for cable and broadcast tv.....	35	1	06/09	158.014	158.477	158.477	158.477	158.477
Affiliate agreements, programming sales, and retransmission fees for cable and broadcast tv.....	35	11	06/09	158.014	158.477	158.477	158.477	158.477
Affiliate agreements, programming sales, and retransmission fees for cable and broadcast tv.....	35	1101	12/08	160.946	161.417	161.417	161.417	161.417
Affiliate agreements, programming sales, and retransmission fees for cable and broadcast tv.....	35	110101	12/08	160.946	161.417	161.417	161.417	161.417
Affiliate agreements, programming sales, and retransmission fees for radio.....	35	2	06/09	163.531	163.531	163.531	163.531	163.531
Affiliate agreements, programming sales, and retransmission fees for radio.....	35	21	06/09	163.531	163.531	163.531	163.531	163.531
Affiliate agreements, programming sales, and retransmission fees for radio.....	35	2101	12/08	163.255	163.255	163.255	163.255	163.255

See footnotes at end of table.

Table 9. Producer price indexes for commodity and service groupings and individual items, not seasonally adjusted — Continued
 [November 2022, Index base 1982=100, unless otherwise indicated]

Title	Commodity code		Other index base	Unadjusted index ¹				
	Group code	Item code		July 2022	Aug. 2022 ^P	Sept. 2022 ^P	Oct. 2022 ^P	Nov. 2022 ^P
Affiliate agreements, programming sales, and retransmission fees for radio.....	35	210101	12/08	163.255	163.255	163.255	163.255	163.255
Advertising space and time sales.....	36	—	06/09	97.904	96.381	97.607	101.762	101.295
Advertising space sales in periodicals, newspapers, directories, and mailing lists.....	36	1	06/09	99.695	99.891	99.346	99.894	99.556
Advertising space sales in periodicals and newspapers.....	36	11	06/09	100.219	100.455	99.788	100.450	100.042
Advertising space sales in periodicals.....	36	1101		443.262	443.262	443.262	443.262	443.262
Advertising space sales in specialized, business, and professional periodicals.....	36	110101	06/99	157.813	157.813	157.813	157.813	157.813
Advertising space sales in general and consumer periodicals.....	36	110102	06/99	179.732	179.732	179.732	179.732	179.732
Advertising space sales in newspapers.....	36	1102		360.210	361.814	357.289	361.781	359.013
Advertising space sales in newspapers, print only.....	36	110203	09/15	86.015	86.480	85.167	86.471	85.667
Advertising space sales in newspapers, digital only and print and digital bundled.....	36	110204	09/15	104.357	104.357	104.357	104.357	104.357
Advertising space sales in directories and mailing lists.....	36	12	12/08	100.905	100.905	100.945	100.945	100.945
Advertising space sales in directories and mailing lists.....	36	1201	12/08	100.905	100.905	100.945	100.945	100.945
Advertising space sales in directories and mailing lists.....	36	120101	12/08	100.905	100.905	100.945	100.945	100.945
Television advertising time sales.....	36	2	06/09	99.442	94.859	96.789	106.284	104.684
Television advertising time sales.....	36	21	06/09	99.442	94.859	96.789	106.284	104.684
Broadcast and network television advertising time sales.....	36	2101	12/08	87.805	88.077	92.716	105.210	99.085
Broadcast and network television advertising time sales.....	36	210101	12/08	87.805	88.077	92.716	105.210	99.085
Cable network advertising time sales.....	36	2102	12/08	100.162	87.233	84.280	87.999	94.475
Cable network advertising time sales.....	36	210201	12/08	100.162	87.233	84.280	87.999	94.475
Local cable system advertising time sales.....	36	2103	12/08	81.550	81.550	81.550	81.550	81.550
Local cable system advertising time sales.....	36	210301	12/08	81.550	81.550	81.550	81.550	81.550
Radio advertising time sales.....	36	3	03/09	98.863	97.512	103.636	101.632	104.570
Radio advertising time sales.....	36	31	03/09	98.863	97.512	103.636	101.632	104.570
Radio advertising time sales.....	36	3101	03/09	98.863	97.512	103.636	101.632	104.570
Radio advertising time sales.....	36	310101	03/09	98.863	97.512	103.636	101.632	104.570
Internet advertising sales, excluding Internet advertising sold by print publishers.....	36	5	12/09	74.420	75.240	75.652	77.203	77.203
Internet advertising sales, excluding Internet advertising sold by print publishers.....	36	51	12/09	74.420	75.240	75.652	77.203	77.203
Internet advertising sales, excluding Internet advertising sold by print publishers.....	36	5101	12/09	74.420	75.240	75.652	77.203	77.203
Telecommunication, cable, and internet user services.....	37	—	06/09	107.584	108.099	108.858	109.302	109.384
Wired telephone services.....	37	1	06/09	118.211	118.668	119.513	119.589	119.685
Residential wired telephone services.....	37	11	06/09	147.193	148.031	151.542	152.217	152.267
Local residential wired telephone service.....	37	1101	12/08	149.366	150.871	153.333	154.002	153.996
Local residential wired telephone service.....	37	110101	12/08	149.366	150.871	153.333	154.002	153.996
Long distance residential wired telephone service.....	37	1102	03/09	143.861	143.868	149.690	150.466	150.641
Long distance residential wired telephone service.....	37	110201	03/09	143.861	143.868	149.690	150.466	150.641
All-distance residential wired telephone service.....	37	1103	12/11	140.406	140.424	140.649	140.905	140.781
All-distance residential wired telephone service.....	37	110301	12/11	140.406	140.424	140.649	140.905	140.781
Business wired telephone services.....	37	12	06/09	101.074	101.497	101.477	101.340	101.468
Local business wired telephone service.....	37	1201	12/08	128.230	129.539	129.305	128.535	128.272
Local business wired telephone service.....	37	120101	12/08	128.230	129.539	129.305	128.535	128.272
Long distance business wired telephone and other toll service.....	37	1202	04/09	95.958	95.793	96.661	98.696	99.851
Long distance business wired telephone and other toll service.....	37	120201	04/09	102.965	102.788	103.720	105.904	107.143
Private line wired telephone service.....	37	1204	12/11	93.613	93.710	93.647	93.456	93.545
Private line wired telephone service.....	37	120401	12/11	93.613	93.710	93.647	93.456	93.545
All-distance business wired telephone service (partial).....	37	1205	05/22	99.685	99.896	99.708	99.210	100.261
All-distance business wired telephone service.....	37	120501	05/22	99.685	99.896	99.708	99.210	100.261
Other telephone services.....	37	13	12/08	103.143	102.994	102.994	102.994	102.994
Other telephone services.....	37	1301	12/08	103.143	102.994	102.994	102.994	102.994
Other telephone services.....	37	130104	12/08	102.477	102.329	102.329	102.329	102.329
Wireless telecommunication services.....	37	2	06/09	65.275	66.171	66.181	66.181	66.184
Cellular phone and other wireless telecommunication services.....	37	21	03/09	63.770	64.645	64.655	64.655	64.658
Cellular phone and other wireless telecommunication services.....	37	2101	03/09	63.770	64.645	64.655	64.655	64.658
Cellular phone and other wireless telecommunication services.....	37	210101	03/09	63.770	64.645	64.655	64.655	64.658
Cable and satellite subscriber services.....	37	3	12/08	151.968	151.331	151.879	152.307	153.538
Cable and satellite subscriber services.....	37	31	12/08	151.968	151.331	151.879	152.307	153.538
Cable and satellite subscriber services.....	37	3101	12/08	151.968	151.331	151.879	152.307	153.538
Cable and satellite subscriber services.....	37	310101	12/08	151.968	151.331	151.879	152.307	153.538

See footnotes at end of table.

Table 9. Producer price indexes for commodity and service groupings and individual items, not seasonally adjusted — Continued
 [November 2022, Index base 1982=100, unless otherwise indicated]

Title	Commodity code		Other index base	Unadjusted index ¹				
	Group code	Item code		July 2022	Aug. 2022 ^P	Sept. 2022 ^P	Oct. 2022 ^P	Nov. 2022 ^P
Internet access services.....	37	4	03/09	90.974	90.739	90.932	90.795	89.940
Internet access services.....	37	41	03/09	90.974	90.739	90.932	90.795	89.940
Residential Internet access services.....	37	4102	12/11	88.511	87.889	88.231	87.885	88.190
Residential Internet access services.....	37	410201	12/11	88.511	87.889	88.231	87.885	88.190
Business Internet access services.....	37	4103	12/11	97.786	97.935	97.984	98.056	95.973
Business Internet access services.....	37	410301	12/11	97.786	97.935	97.984	98.056	95.973
Bundled wired telecommunications access services.....	37	5	12/11	121.572	122.104	124.172	125.698	125.592
Bundled wired telecommunications access services.....	37	51	12/11	121.572	122.104	124.172	125.698	125.592
Bundled wired telecommunications access services.....	37	5101	12/11	121.572	122.104	124.172	125.698	125.592
Bundled wired telecommunications access services.....	37	510101	12/11	121.572	122.104	124.172	125.698	125.592
Data processing and related services.....	38	—	06/09	104.209	104.113	103.940	104.085	104.093
Data processing and related services.....	38	1	06/09	104.209	104.113	103.940	104.085	104.093
Data processing and related services.....	38	11	06/09	104.209	104.113	103.940	104.085	104.093
Hosting, ASP and other IT infrastructure provisioning services.....	38	1101	12/08	108.300	108.119	107.795	108.066	108.053
Hosting, ASP and other IT infrastructure provisioning services.....	38	110101	12/08	108.300	108.119	107.795	108.066	108.053
Business process management services.....	38	1102	12/08	96.557	96.557	96.557	96.557	96.622
Business process management services.....	38	110201	12/08	96.557	96.557	96.557	96.557	96.622
Data management, information transformation and other services.....	38	1103	12/08	99.488	99.488	99.488	99.488	99.488
Data management, information transformation and other services.....	38	110301	12/08	99.488	99.488	99.488	99.488	99.488
Credit intermediation services (partial).....	39	—	06/09	92.698	97.836	100.972	101.296	107.265
Loan services (partial).....	39	1	06/09	151.636	165.739	170.887	171.586	187.473
Business loans (partial).....	39	11	04/09	247.601	281.579	300.372	304.422	347.486
Business loans (partial).....	39	1101	04/09	247.601	281.579	300.372	304.422	347.486
Business loans (partial).....	39	110101	04/09	247.601	281.579	300.372	304.422	347.486
Consumer loans (partial).....	39	12	06/09	117.902	123.878	123.133	122.382	127.349
Residential real estate loans (partial).....	39	1201	04/09	145.924	152.837	150.983	150.114	155.454
Residential real estate loans, except home equity (partial).....	39	120101	04/09	123.951	128.817	125.814	126.428	128.933
Home equity loans (partial).....	39	120102	04/09	355.144	381.786	391.206	375.894	408.712
Vehicle loans (partial).....	39	1202	04/09	59.521	62.516	61.799	60.283	65.878
Vehicle loans (partial).....	39	120201	04/09	59.521	62.516	61.799	60.283	65.878
Credit cards, overdraft credit, and related plans (partial).....	39	1203	04/09	155.653	165.830	169.449	168.907	177.287
Credit cards, overdraft credit, and related plans (partial).....	39	120301	04/09	155.653	165.830	169.449	168.907	177.287
Other loans and loan services (partial).....	39	13	04/09	101.512	105.812	104.448	103.402	104.062
Other loans and loan services (partial).....	39	1301	04/09	101.512	105.812	104.448	103.402	104.062
Other loans and loan services (partial).....	39	130101	04/09	101.512	105.812	104.448	103.402	104.062
Deposit services (partial).....	39	2	04/09	56.477	55.790	58.034	58.131	57.382
Deposit services (partial).....	39	21	04/09	56.477	55.790	58.034	58.131	57.382
Deposit services (partial).....	39	2101	04/09	56.477	55.790	58.034	58.131	57.382
Deposit services (partial).....	39	210101	04/09	56.477	55.790	58.034	58.131	57.382
Other credit intermediation services, including trust services (partial).....	39	3	04/09	102.725	97.788	98.304	98.243	95.836
Other credit intermediation services, including trust services (partial).....	39	31	04/09	102.725	97.788	98.304	98.243	95.836
Other credit intermediation services, including trust services (partial).....	39	3101	04/09	102.725	97.788	98.304	98.243	95.836
Other credit intermediation services, including trust services (partial).....	39	310101	04/09	102.725	97.788	98.304	98.243	95.836
Investment services.....	40	—	06/09	191.101	198.064	199.864	200.728	210.295
Securities brokerage, dealing, investment advice, and related services.....	40	1	06/09	156.762	171.652	168.429	175.056	194.889
Securities brokerage, dealing, investment advice, and related services.....	40	11	06/09	156.762	171.652	168.429	175.056	194.889
Securities brokerage, dealing, and investment advice.....	40	1101	12/08	98.435	101.539	98.756	96.607	99.793
Securities brokerage, dealing, and investment advice.....	40	110101	12/08	98.435	101.539	98.756	96.607	99.793
Securities brokerage and dealing related services (partial).....	40	1102	12/08	340.310	424.550	423.861	490.703	610.793
Securities brokerage and dealing related services.....	40	110201	12/08	340.310	424.550	423.861	490.703	610.793
Portfolio management.....	40	2	12/08	237.620	242.940	246.777	242.522	246.545
Portfolio management.....	40	21	12/08	237.620	242.940	246.777	242.522	246.545
Portfolio management.....	40	2101	12/08	237.620	242.940	246.777	242.522	246.545
Portfolio management.....	40	210101	12/08	237.620	242.940	246.777	242.522	246.545
Investment banking.....	40	3	12/08	234.998	223.341	236.331	236.468	235.240
Investment banking.....	40	31	12/08	234.998	223.341	236.331	236.468	235.240
Investment banking.....	40	3101	12/08	234.998	223.341	236.331	236.468	235.240
Investment banking.....	40	310101	12/08	234.998	223.341	236.331	236.468	235.240
Insurance and annuities.....	41	—	06/09	126.357	126.476	126.799	126.793	126.815
Insurance.....	41	1	06/09	128.661	128.799	129.082	129.125	129.159

See footnotes at end of table.

Table 9. Producer price indexes for commodity and service groupings and individual items, not seasonally adjusted — Continued
 [November 2022, Index base 1982=100, unless otherwise indicated]

Title	Commodity code		Other index base	Unadjusted index ¹				
	Group code	Item code		July 2022	Aug. 2022 ^P	Sept. 2022 ^P	Oct. 2022 ^P	Nov. 2022 ^P
Insurance.....	41	11	06/09	128.661	128.799	129.082	129.125	129.159
Life insurance.....	41	1101	03/09	109.050	109.050	109.053	109.115	109.116
Life insurance.....	41	110101	03/09	109.050	109.050	109.053	109.115	109.116
Disability insurance, including accidental death.....	41	1102	03/09	101.986	101.986	101.986	101.986	101.986
Disability insurance, including accidental death.....	41	110201	03/09	101.986	101.986	101.986	101.986	101.986
Health and medical insurance.....	41	1103	03/09	143.995	144.121	144.157	144.165	144.165
Health and medical insurance.....	41	110301	03/09	143.995	144.121	144.157	144.165	144.165
Property and casualty insurance.....	41	1104	03/09	126.626	126.809	127.311	127.371	127.434
Property and casualty insurance.....	41	110401	03/09	126.626	126.809	127.311	127.371	127.434
Annuities.....	41	2	03/09	114.525	114.516	115.119	114.780	114.725
Annuities.....	41	21	03/09	114.525	114.516	115.119	114.780	114.725
Annuities.....	41	2101	03/09	114.525	114.516	115.119	114.780	114.725
Annuities.....	41	210101	03/09	114.525	114.516	115.119	114.780	114.725
Commissions and fees from sales and administration of insurance policies (partial).....	42	—	06/09	109.362	109.362	109.414	109.414	109.414
Commissions from sales of insurance.....	42	1	06/09	109.362	109.362	109.414	109.414	109.414
Commissions from sales of insurance.....	42	11	06/09	109.362	109.362	109.414	109.414	109.414
Commissions from sales of life insurance and annuities.....	42	1101	06/09	104.636	104.636	104.636	104.636	104.636
Commissions from sales of life insurance and annuities.....	42	110101	06/09	104.636	104.636	104.636	104.636	104.636
Commissions from sales of health and medical insurance.....	42	1102	06/09	109.807	109.807	109.807	109.807	109.807
Commissions from sales of health and medical insurance.....	42	110201	06/09	109.807	109.807	109.807	109.807	109.807
Commissions from sales of property and casualty insurance.....	42	1103	06/09	112.184	112.184	112.277	112.277	112.277
Commissions from sales of property and casualty insurance.....	42	110301	06/09	112.184	112.184	112.277	112.277	112.277
Commissions from sales of other insurance.....	42	1104	06/09	100.643	100.643	100.621	100.621	100.621
Commissions from sales of other insurance.....	42	110401	06/09	100.643	100.643	100.621	100.621	100.621
Real estate services (partial).....	43	—	06/09	140.797	144.758	145.897	144.664	144.309
Nonresidential real estate services.....	43	1	06/09	123.813	128.913	130.453	128.984	128.409
Nonresidential real estate rents.....	43	11	06/09	123.111	129.468	131.250	129.018	128.310
Office buildings, gross rents.....	43	1101	12/08	125.264	130.172	129.415	129.191	129.580
Office buildings, gross rents.....	43	110101	12/08	125.264	130.172	129.415	129.191	129.580
Retail properties, gross rents.....	43	1102	04/09	115.003	125.455	130.187	126.361	122.911
Retail properties, gross rents.....	43	110201	04/09	115.003	125.455	130.187	126.361	122.911
Industrial buildings, gross rents.....	43	1103	04/09	111.192	111.375	111.249	111.270	111.371
Industrial buildings, gross rents.....	43	110301	04/09	111.192	111.375	111.249	111.270	111.371
Self-service storage and miniwarehouses, gross rents.....	43	1104	12/08	163.224	166.646	169.077	170.448	170.923
Self-service storage and miniwarehouses, gross rents.....	43	110401	12/08	163.224	166.646	169.077	170.448	170.923
Other nonresidential buildings, gross rents.....	43	1105	12/08	110.921	114.430	117.529	104.862	110.122
Other nonresidential buildings, gross rents.....	43	110501	12/08	110.921	114.430	117.529	104.862	110.122
Nonresidential property sales and leases including land, brokerage fees and commissions.....	43	12	12/08	144.899	145.249	145.368	145.405	145.405
Nonresidential property sales and leases including land, brokerage fees and commissions.....	43	1201	12/08	144.899	145.249	145.368	145.405	145.405
Nonresidential property sales and leases including land, brokerage fees and commissions.....	43	120101	12/08	144.899	145.249	145.368	145.405	145.405
Nonresidential property management fees.....	43	13	12/08	96.084	94.209	94.894	98.995	99.087
Nonresidential property management fees.....	43	1301	12/08	96.084	94.209	94.894	98.995	99.087
Nonresidential property management fees.....	43	130101	12/08	96.084	94.209	94.894	98.995	99.087
Residential real estate services (partial).....	43	2	06/09	171.339	172.968	173.308	172.495	172.734
Residential property sales and rental, brokerage fees and commissions.....	43	21	12/08	190.715	192.900	193.082	192.217	192.217
Residential property sales and rental, brokerage fees and commissions.....	43	2101	12/08	190.715	192.900	193.082	192.217	192.217
Residential property sales and rental, brokerage fees and commissions.....	43	210101	12/08	190.715	192.900	193.082	192.217	192.217
Residential property management fees.....	43	22	12/08	126.658	127.064	127.738	127.051	127.799
Residential property management fees.....	43	2201	12/08	126.658	127.064	127.738	127.051	127.799
Residential property management fees.....	43	220101	12/08	126.658	127.064	127.738	127.051	127.799
Real estate appraisal fees.....	43	3	12/08	124.691	124.455	123.995	124.682	123.048
Real estate appraisal fees.....	43	31	12/08	124.691	124.455	123.995	124.682	123.048
Real estate appraisal fees.....	43	3101	12/08	124.691	124.455	123.995	124.682	123.048
Real estate appraisal fees.....	43	310101	12/08	124.691	124.455	123.995	124.682	123.048
Rental and leasing of goods (partial).....	44	—	06/09	112.755	114.080	110.030	112.509	109.940
Passenger car rental.....	44	1	03/09	118.870	118.674	109.849	115.288	108.903
Passenger car rental.....	44	11	03/09	118.870	118.674	109.849	115.288	108.903
Passenger car rental.....	44	1101	03/09	118.870	118.674	109.849	115.288	108.903
Passenger car rental.....	44	110101	03/09	118.870	118.674	109.849	115.288	108.903

See footnotes at end of table.

Table 9. Producer price indexes for commodity and service groupings and individual items, not seasonally adjusted — Continued
 [November 2022, Index base 1982=100, unless otherwise indicated]

Title	Commodity code		Other index base	Unadjusted index ¹				
	Group code	Item code		July 2022	Aug. 2022 ^P	Sept. 2022 ^P	Oct. 2022 ^P	Nov. 2022 ^P
Truck, trailer, and RV rental and leasing.....	44	2	06/09	122.985	125.008	124.513	124.731	125.943
Truck, trailer, and RV rental and leasing.....	44	21	06/09	115.543	117.444	116.978	117.183	118.321
Truck, truck trailer and RV rental.....	44	2101	12/08	127.971	129.647	128.128	128.701	130.458
Truck, truck trailer and RV rental.....	44	210101	12/08	127.971	129.647	128.128	128.701	130.458
Truck, truck trailer and RV leasing.....	44	2102	12/08	115.642	117.852	118.107	118.065	118.847
Truck, truck trailer and RV leasing.....	44	210201	12/08	115.642	117.852	118.107	118.065	118.847
Construction, mining, and forestry machinery and equipment rental and leasing.....	44	3	03/09	99.601	102.540	102.540	102.548	102.609
Construction, mining, and forestry machinery and equipment rental and leasing.....	44	31	03/09	99.601	102.540	102.540	102.548	102.609
Construction, mining, and forestry machinery and equipment rental and leasing.....	44	3101	03/09	99.601	102.540	102.540	102.548	102.609
Construction, mining, and forestry machinery and equipment rental and leasing.....	44	310101	03/09	99.601	102.540	102.540	102.548	102.609
Professional services (partial).....	45	—	06/09	132.603	133.066	133.276	133.291	133.497
Legal services.....	45	1	03/09	153.966	154.209	154.767	155.096	154.956
Legal services.....	45	11	03/09	153.966	154.209	154.767	155.096	154.956
Legal services.....	45	1101	03/09	153.966	154.209	154.767	155.096	154.956
Legal services.....	45	110101	03/09	153.966	154.209	154.767	155.096	154.956
Accounting services (partial).....	45	2	06/09	117.302	119.606	120.452	120.907	121.323
Accounting services, excluding payroll.....	45	21	06/09	117.302	119.606	120.452	120.907	121.323
Financial auditing.....	45	2101	12/08	105.121	107.647	109.396	109.167	109.576
Financial auditing.....	45	210101	12/08	105.121	107.647	109.396	109.167	109.576
Tax preparation and planning.....	45	2102	04/09	120.644	121.500	122.481	122.622	123.294
Tax preparation and planning.....	45	210201	04/09	120.644	121.500	122.481	122.622	123.294
Bookkeeping and compilation.....	45	2103	12/08	133.971	136.286	135.362	135.149	135.413
Bookkeeping and compilation.....	45	210301	12/08	133.971	136.286	135.362	135.149	135.413
Other accounting services, including billing and review.....	45	2104	12/08	113.076	117.098	117.371	119.180	119.266
Other accounting services, including billing and review.....	45	210401	12/08	113.076	117.098	117.371	119.180	119.266
Architectural and engineering services.....	45	3	06/09	127.981	128.430	128.460	128.709	129.233
Architectural services.....	45	31	03/09	111.347	111.375	111.380	111.631	111.898
Architectural services.....	45	3101	03/09	111.347	111.375	111.380	111.631	111.898
Architectural services.....	45	310101	03/09	111.347	111.375	111.380	111.631	111.898
Engineering services.....	45	32	03/09	131.017	131.531	131.565	131.815	132.380
Engineering services.....	45	3201	03/09	131.017	131.531	131.565	131.815	132.380
Engineering services.....	45	320101	03/09	131.017	131.531	131.565	131.815	132.380
Management, scientific, and technical consulting services.....	45	4	06/09	114.591	114.508	114.146	113.215	113.387
Management consulting services.....	45	41	06/09	114.591	114.508	114.146	113.215	113.387
Administrative and general management consulting services.....	45	4101	12/08	136.098	136.069	135.573	134.384	134.444
Administrative and general management consulting services.....	45	410101	12/08	136.098	136.069	135.573	134.384	134.444
Human resources consulting services.....	45	4102	12/08	103.112	103.630	102.839	102.774	103.735
Human resources consulting services.....	45	410201	12/08	103.112	103.630	102.839	102.774	103.735
Marketing consulting services.....	45	4103	12/08	64.692	64.692	64.692	64.692	64.692
Marketing consulting services.....	45	410301	12/08	64.692	64.692	64.692	64.692	64.692
Process, physical distribution, and logistics consulting services.....	45	4104	12/08	109.840	108.634	108.507	106.246	106.908
Process, physical distribution, and logistics consulting services.....	45	410401	12/08	109.840	108.634	108.507	106.246	106.908
Other management consulting services.....	45	4105	12/08	89.800	89.948	90.222	89.490	89.742
Other management consulting services.....	45	410501	12/08	89.800	89.948	90.222	89.490	89.742
Advertising and related services (partial).....	45	5	12/08	117.116	117.005	117.018	117.031	117.096
Advertising agency services.....	45	51	12/08	117.116	117.005	117.018	117.031	117.096
Advertising agency services.....	45	5101	12/08	117.116	117.005	117.018	117.031	117.096
Advertising agency services.....	45	510101	12/08	117.116	117.005	117.018	117.031	117.096
Information technology (IT) technical support and consulting services (partial).....	45	6	12/08	117.378	117.348	117.493	117.341	117.801
Information technology (IT) technical support and consulting services (partial).....	45	61	12/08	117.378	117.348	117.493	117.341	117.801
Information technology (IT) technical support and consulting services (partial).....	45	6101	12/08	117.378	117.348	117.493	117.341	117.801
Information technology (IT) technical support and consulting services (partial).....	45	610101	12/08	117.378	117.348	117.493	117.341	117.801
Employment services.....	46	—	06/09	128.545	128.582	128.774	128.972	128.783
Permanent placement services.....	46	1	03/09	128.281	126.976	129.823	131.035	129.916
Permanent placement services.....	46	11	03/09	128.281	126.976	129.823	131.035	129.916
Employment placement services.....	46	1101	03/09	128.281	126.976	129.823	131.035	129.916

See footnotes at end of table.

Table 9. Producer price indexes for commodity and service groupings and individual items, not seasonally adjusted — Continued
 [November 2022, Index base 1982=100, unless otherwise indicated]

Title	Commodity code		Other index base	Unadjusted index ¹				
	Group code	Item code		July 2022	Aug. 2022 ^P	Sept. 2022 ^P	Oct. 2022 ^P	Nov. 2022 ^P
Employment placement services.....	46	110101	03/09	128.281	126.976	129.823	131.035	129.916
Executive search services.....	46	2	12/08	99.006	100.543	99.099	105.408	101.602
Executive search services.....	46	21	12/08	99.006	100.543	99.099	105.408	101.602
Executive search services.....	46	2101	12/08	99.006	100.543	99.099	105.408	101.602
Executive search services.....	46	210101	12/08	99.006	100.543	99.099	105.408	101.602
Staffing services.....	46	3	06/09	129.219	129.297	129.373	129.348	129.311
Temporary help services.....	46	31	03/09	139.000	139.038	139.187	139.139	138.902
Temporary help services.....	46	3101	03/09	139.000	139.038	139.187	139.139	138.902
Temporary help services.....	46	310101	03/09	139.000	139.038	139.187	139.139	138.902
Co-employment staffing services.....	46	32	12/08	119.554	119.672	119.672	119.672	119.846
Co-employment staffing services.....	46	3201	12/08	119.554	119.672	119.672	119.672	119.846
Co-employment staffing services.....	46	320101	12/08	119.554	119.672	119.672	119.672	119.846
Travel arrangement services (partial).....	47	—	06/09	103.468	103.459	102.282	102.840	103.043
Arrangement of flights (partial).....	47	1	06/09	102.328	102.513	102.144	100.973	101.438
Arrangement of international flights.....	47	11	12/08	111.132	111.406	110.751	108.350	109.123
Arrangement of international flights.....	47	1101	12/08	111.132	111.406	110.751	108.350	109.123
Arrangement of international flights.....	47	110101	12/08	111.132	111.406	110.751	108.350	109.123
Arrangement of domestic flights.....	47	12	12/08	82.407	82.455	82.512	83.143	83.143
Arrangement of domestic flights (partial).....	47	1201	12/08	82.407	82.455	82.512	83.143	83.143
Arrangement of domestic flights.....	47	120101	12/08	82.407	82.455	82.512	83.143	83.143
Arrangement of vehicle rentals and lodging.....	47	2	12/08	96.075	95.466	95.251	94.910	95.338
Arrangement of vehicle rentals and lodging.....	47	21	12/08	96.075	95.466	95.251	94.910	95.338
Arrangement of vehicle rentals and lodging (partial).....	47	2101	12/08	96.075	95.466	95.251	94.910	95.338
Arrangement of vehicle rentals and lodging.....	47	210101	12/08	96.075	95.466	95.251	94.910	95.338
Arrangement of cruises and tours.....	47	3	12/08	103.682	103.793	98.328	103.644	103.570
Arrangement of cruises and tours.....	47	31	12/08	103.682	103.793	98.328	103.644	103.570
Arrangement of cruises and tours.....	47	3101	12/08	103.682	103.793	98.328	103.644	103.570
Arrangement of cruises and tours.....	47	310101	12/08	103.682	103.793	98.328	103.644	103.570
Other travel arrangements (partial).....	47	4	12/08	116.956	116.956	116.956	116.956	116.956
Other travel arrangements (partial).....	47	41	12/08	116.956	116.956	116.956	116.956	116.956
Other travel arrangements (partial).....	47	4101	12/08	116.956	116.956	116.956	116.956	116.956
Other travel arrangements (partial).....	47	410101	12/08	116.956	116.956	116.956	116.956	116.956
Selected security services (partial).....	48	—	03/09	136.015	135.926	139.386	139.767	139.699
Security guard services.....	48	1	03/09	136.015	135.926	139.386	139.767	139.699
Security guard services.....	48	11	03/09	136.015	135.926	139.386	139.767	139.699
Security guard services.....	48	1101	03/09	136.015	135.926	139.386	139.767	139.699
Security guard services.....	48	110101	03/09	136.015	135.926	139.386	139.767	139.699
Cleaning and building maintenance services (partial).....	49	—	03/09	123.851	123.752	123.736	123.968	123.927
Janitorial services.....	49	1	03/09	123.851	123.752	123.736	123.968	123.927
Janitorial services.....	49	11	03/09	123.851	123.752	123.736	123.968	123.927
Janitorial services.....	49	1101	03/09	123.851	123.752	123.736	123.968	123.927
Janitorial services.....	49	110101	03/09	123.851	123.752	123.736	123.968	123.927
Waste collection and remediation services (partial).....	50	—	12/08	152.444	153.601	154.574	156.449	156.665
Waste collection.....	50	1	12/08	152.444	153.601	154.574	156.449	156.665
Solid waste collection.....	50	11	12/08	152.444	153.601	154.574	156.449	156.665
Solid waste collection.....	50	1101	12/08	152.444	153.601	154.574	156.449	156.665
Solid waste collection.....	50	110101	12/08	152.444	153.601	154.574	156.449	156.665
Health care services.....	51	—	06/09	132.148	132.111	132.176	132.612	132.702
Outpatient care (partial).....	51	1	06/09	126.144	125.877	125.929	125.556	125.650
Outpatient care (partial).....	51	11	06/09	126.144	125.877	125.929	125.556	125.650
Physician care.....	51	1101	03/09	115.801	115.877	115.993	116.450	116.694
Medicare patients: physician care.....	51	110102	06/14	109.142	109.142	109.142	109.201	109.201
Medicaid patients: physician care.....	51	110103	06/14	87.864	87.864	87.864	87.735	87.736
Private insurance patients: physician care.....	51	110104	06/14	109.073	109.166	109.346	109.820	109.825
All other patients: physician care.....	51	110105	06/14	113.981	114.134	114.226	115.495	117.211
Medical laboratory and diagnostic imaging center care.....	51	1102	03/09	94.765	94.768	94.768	94.742	94.235
Medical laboratory care.....	51	110201	03/09	91.067	91.071	91.071	91.030	90.247
Medicare patients: medical laboratory care.....	51	1102011	06/14	77.416	77.416	77.416	77.416	77.416
Medicaid patients: medical laboratory care.....	51	1102012	06/14	95.850	95.885	95.885	95.946	95.946

See footnotes at end of table.

Table 9. Producer price indexes for commodity and service groupings and individual items, not seasonally adjusted — Continued
 [November 2022, Index base 1982=100, unless otherwise indicated]

Title	Commodity code		Other index base	Unadjusted index ¹				
	Group code	Item code		July 2022	Aug. 2022 ^P	Sept. 2022 ^P	Oct. 2022 ^P	Nov. 2022 ^P
Private insurance patients: medical laboratory care.....	51	1102013	06/14	98.866	98.868	98.868	98.784	97.323
All other patients: medical laboratory care.....	51	1102014	06/14	102.144	102.144	102.144	102.144	102.144
Diagnostic imaging center care.....	51	110202	03/09	100.424	100.424	100.424	100.424	100.424
Medicare and Medicaid patients: diagnostic imaging center care.....	51	1102021	06/14	91.573	91.573	91.573	91.573	91.573
Private insurance and all other patients: diagnostic imaging center care.....	51	1102024	06/14	102.690	102.690	102.690	102.690	102.690
Home health and hospice care.....	51	1103	12/08	119.595	119.639	119.644	121.219	121.219
Home health and hospice care.....	51	110301	12/08	119.595	119.639	119.644	121.219	121.219
Medicare and Medicaid patients: home health and hospice care.....	51	11030101	12/08	115.364	115.417	115.424	116.945	116.945
Medicare patients: home health and hospice care.....	51	110301011	12/08	110.676	110.676	110.676	112.109	112.109
Medicaid patients: home health and hospice care.....	51	110301012	12/08	120.353	120.464	120.479	122.095	122.095
Private insurance and all other patients: home health and hospice care.....	51	11030102	12/08	134.741	134.741	134.741	136.507	136.507
Private insurance patients: home health and hospice care.....	51	110301021	06/14	105.874	105.874	105.874	105.874	105.874
All other patients: home health and hospice care.....	51	110301022	06/14	138.263	138.263	138.263	140.959	140.959
Hospital outpatient care.....	51	1104	12/08	146.265	145.406	145.152	143.307	143.364
Hospital outpatient care.....	51	110401	12/08	146.265	145.406	145.152	143.307	143.364
Hospital outpatient care, general medical & surgical hospitals.....	51	1104011	12/08	145.382	144.487	144.222	142.297	142.357
Medicare patients: hospital outpatient care, general medical and surgical hospitals.....	51	11040111	06/14	113.360	112.779	112.779	112.776	112.783
Medicaid patients: hospital outpatient care, general medical and surgical hospitals.....	51	11040112	06/14	98.704	98.704	98.704	97.398	97.398
Private insurance and all other patients: outpatient care, gen. medical and surgical hospitals.....	51	11040113	06/14	129.891	129.025	128.731	126.676	126.741
Dental care.....	51	1105	06/10	127.318	127.318	128.154	127.959	127.959
Private insurance patients: dental care.....	51	110502	06/14	116.704	116.704	117.517	117.202	117.202
Private insurance patients: dental visits and consultations.....	51	1105021	06/14	129.430	129.430	130.329	129.509	129.509
Private insurance patients: dental surgical intervention services.....	51	1105022	06/14	113.720	113.720	113.720	113.436	113.436
Private insurance patients: dental non-surgical intervention services.....	51	1105023	06/14	109.450	109.450	110.461	110.461	110.461
Medicare, Medicaid and all other patients: dental care.....	51	110503	06/14	121.497	121.497	122.232	122.232	122.232
Medicare, Medicaid and all other patients: dental visits and consultations.....	51	1105031	06/14	130.921	130.921	130.921	130.921	130.921
Medicare, Medicaid and all other patients: dental surgical intervention services.....	51	1105032	06/14	110.461	110.461	110.405	110.405	110.405
Medicare and Medicaid and all other patients: dental non-surgical intervention services.....	51	1105033	06/14	118.795	118.795	120.256	120.256	120.256
Inpatient care.....	51	2	06/09	141.281	141.630	141.713	143.561	143.621
Inpatient care.....	51	21	06/09	141.281	141.630	141.713	143.561	143.621
Hospital inpatient care.....	51	2101	12/08	143.162	143.351	143.398	145.511	145.526
Hospital inpatient care.....	51	210101	12/08	143.162	143.351	143.398	145.511	145.526
Hospital inpatient care, general medical and surgical hospitals.....	51	2101011	12/08	144.468	144.656	144.770	147.081	147.079
Medicare patients: hospital inpatient care, general medical and surgical hospitals.....	51	21010111	06/14	114.796	114.796	114.796	120.002	120.002
Medicaid patients: hospital inpatient care, general medical and surgical hospitals.....	51	21010112	06/14	112.632	112.632	112.632	112.654	112.654
Private insur. & all other patients: hospital inpatient, general medical and surgical hospitals.....	51	21010113	06/14	132.750	133.070	133.263	133.262	133.259
Private insurance patients: hospital inpatient care, general medical and surgical hospitals.....	51	210101131	06/14	132.849	133.227	133.455	133.453	133.449
All other patients: hospital inpatient care, general medical and surgical hospitals.....	51	210101132	06/14	132.509	132.509	132.509	132.509	132.509
Hospital inpatient care, psychiatric & substance abuse hospitals.....	51	2101012	12/08	128.799	128.837	128.807	128.721	129.140
Hospital inpatient care, specialty hospitals.....	51	2101013	12/08	126.500	126.832	125.528	125.404	125.407
Medicare patients: hospital inpatient care, specialty hospitals.....	51	21010131	06/14	115.646	115.259	112.445	111.799	111.806
Medicaid patients: hospital inpatient care, specialty hospitals.....	51	21010132	06/14	113.592	113.826	115.395	116.281	116.281
Private insurance and all other patients: hospital inpatient care, specialty hospitals.....	51	21010133	06/14	108.657	109.468	108.903	108.956	108.956
Nursing home care.....	51	2102	12/08	138.621	139.660	139.933	141.108	141.356
Nursing home care.....	51	210201	12/08	138.621	139.660	139.933	141.108	141.356
Medicare and Medicaid patients: Nursing home care.....	51	21020101	12/08	135.930	136.119	136.546	137.865	138.093
Medicaid patients: Nursing home care.....	51	210201011	06/12	137.657	137.963	138.657	138.635	139.006
Medicare patients: Nursing home care.....	51	210201012	06/12	116.205	116.205	116.205	119.232	119.232
Private insurance and all other patients: Nursing home care.....	51	21020102	12/08	142.832	144.975	145.050	146.045	146.320
Private insurance patients: Nursing home care.....	51	210201021	06/14	106.720	106.720	106.720	106.720	106.720
All other patients: Nursing home care.....	51	210201022	06/14	126.855	129.104	129.183	130.226	130.515
Intellectual and developmental disability center care.....	51	2103	12/08	176.005	176.332	176.219	176.521	176.586
Intellectual and developmental disability center care.....	51	210301	12/08	176.005	176.332	176.219	176.521	176.586
Medicaid patients: Intellectual and developmental disability center care.....	51	21030101	06/14	140.476	140.794	140.684	140.978	141.041
Medicare, private ins. & all other patients: Intellectual & develop. disability center care.....	51	21030102	06/14	126.098	126.098	126.098	126.098	126.098
Sales of blood and blood products, organs, and tissues.....	51	3	03/09	112.325	113.162	113.293	113.307	114.516

See footnotes at end of table.

Table 9. Producer price indexes for commodity and service groupings and individual items, not seasonally adjusted — Continued
 [November 2022, Index base 1982=100, unless otherwise indicated]

Title	Commodity code		Other index base	Unadjusted index ¹				
	Group code	Item code		July 2022	Aug. 2022 ^P	Sept. 2022 ^P	Oct. 2022 ^P	Nov. 2022 ^P
Sales of blood and blood products, organs, and tissues.	51	31	03/09	112.325	113.162	113.293	113.307	114.516
Sales of blood and blood products, organs, and tissues.	51	3101	03/09	112.325	113.162	113.293	113.307	114.516
Sales of blood and blood products, organs, and tissues.	51	310101	03/09	112.325	113.162	113.293	113.307	114.516
Accommodation services.	53	—	06/09	147.388	139.975	137.788	141.247	133.615
Traveler accommodation services.	53	1	06/09	147.388	139.975	137.788	141.247	133.615
Traveler accommodation services.	53	11	06/09	147.388	139.975	137.788	141.247	133.615
Guestroom or unit rental.	53	1101	03/09	153.269	144.926	142.415	146.226	137.649
Guestroom or unit rental.	53	110101	03/09	153.269	144.926	142.415	146.226	137.649
Other traveler accommodation services.	53	1102	03/09	137.092	137.141	137.691	138.559	138.484
Other traveler accommodation services.	53	110201	03/09	137.092	137.141	137.691	138.559	138.484
Food and beverage for immediate consumption services (partial).	54	—	06/09	127.912	128.299	127.055	126.680	127.171
Food and beverage for immediate consumption services (partial).	54	1	06/09	127.912	128.299	127.055	126.680	127.171
Food and nonalcoholic beverages for immediate consumption (partial).	54	11	04/09	122.831	123.041	121.602	121.170	121.733
Food and nonalcoholic beverages for immediate consumption (partial).	54	1101	04/09	122.831	123.041	121.602	121.170	121.733
Food and nonalcoholic beverages for immediate consumption (partial).	54	110101	04/09	122.831	123.041	121.602	121.170	121.733
Alcoholic beverages for immediate consumption (partial).	54	12	12/08	160.007	161.531	161.545	161.541	161.564
Alcoholic beverages for immediate consumption (partial).	54	1201	12/08	160.007	161.531	161.545	161.541	161.564
Alcoholic beverages for immediate consumption (partial).	54	120101	12/08	160.007	161.531	161.545	161.541	161.564
Repair and maintenance services (partial).	55	—	06/09	144.108	145.181	145.830	146.099	146.240
Commercial and industrial machinery and equipment repair and maintenance.	55	1	03/09	143.807	147.015	148.381	148.381	148.565
Commercial and industrial machinery and equipment repair and maintenance.	55	11	03/09	143.807	147.015	148.381	148.381	148.565
Commercial machinery repair and maintenance.	55	1101	03/09	143.807	147.015	148.381	148.381	148.565
Commercial machinery repair and maintenance.	55	110101	03/09	143.807	147.015	148.381	148.381	148.565
Motor vehicle repair and maintenance (partial).	55	2	12/08	151.691	152.211	152.810	153.350	153.476
Motor vehicle repair and maintenance (partial).	55	21	12/08	151.691	152.211	152.810	153.350	153.476
Motor vehicle repair and maintenance (partial).	55	2101	12/08	151.691	152.211	152.810	153.350	153.476
Motor vehicle repair and maintenance (partial).	55	210101	12/08	151.691	152.211	152.810	153.350	153.476
Ship repair and maintenance.	55	3	06/09	121.791	123.084	124.051	124.051	124.073
Ship repair and maintenance.	55	31	06/09	121.791	123.084	124.051	124.051	124.073
Ship repair, military.	55	3101	12/08	114.708	114.988	114.988	114.988	114.988
Ship repair, military.	55	310101	12/08	114.708	114.988	114.988	114.988	114.988
Ship repair, nonmilitary.	55	3102	12/08	139.999	144.311	148.168	148.168	148.255
Ship repair, nonmilitary.	55	310201	12/08	139.999	144.311	148.168	148.168	148.255
Aircraft repair and maintenance.	55	4	04/09	136.566	136.786	136.790	136.790	136.958
Aircraft repair and maintenance.	55	41	04/09	136.566	136.786	136.790	136.790	136.958
Aircraft repair and maintenance.	55	4101	04/09	136.566	136.786	136.790	136.790	136.958
Aircraft repair and maintenance.	55	410101	04/09	136.566	136.786	136.790	136.790	136.958
Entertainment services (partial).	56	—	06/09	121.838	120.386	123.456	123.925	122.227
Membership dues and admissions and recreation facility use fees (partial).	56	1	06/09	132.671	132.271	132.768	133.952	135.287
Membership dues and admissions and recreation facility use fees (partial).	56	11	06/09	132.671	132.271	132.768	133.952	135.287
Membership dues.	56	1101	04/09	121.414	121.414	121.414	121.808	121.861
Membership dues, golf courses and country clubs.	56	110101	04/09	149.509	149.509	149.509	149.377	149.523
Membership dues, fitness and recreational sports centers.	56	110102	04/09	104.647	104.647	104.647	105.337	105.337
Admissions and recreational facilities use fees (partial).	56	1102	12/08	150.460	149.192	150.767	153.642	157.751
Admissions and recreational facilities use fees, golf courses and country clubs.	56	110201	12/08	115.686	115.686	114.172	114.354	117.950
Admissions and recreational facilities use fees, fitness and recreational sports centers.	56	110202	12/08	142.832	142.832	142.832	142.832	142.832
Admissions and recreational facilities use fees, amusement and theme parks.	56	110203	12/08	182.138	179.687	183.953	189.364	194.406
Recreational activity instruction fees (partial).	56	2	12/08	122.845	122.845	122.845	122.845	122.845
Recreational activity instruction fees (partial).	56	21	12/08	122.845	122.845	122.845	122.845	122.845
Recreational activity instruction fees (partial).	56	2101	12/08	122.845	122.845	122.845	122.845	122.845
Recreational activity instruction fees (partial).	56	210101	12/08	122.845	122.845	122.845	122.845	122.845
Gaming receipts (partial).	56	3	12/08	111.744	109.133	115.022	114.749	109.786
Gaming receipts (partial).	56	31	12/08	111.744	109.133	115.022	114.749	109.786
Gaming receipts (partial).	56	3101	12/08	111.744	109.133	115.022	114.749	109.786
Gaming receipts (partial).	56	310101	12/08	111.744	109.133	115.022	114.749	109.786
Wholesale trade services.	57	—	06/09	155.842	155.794	156.169	156.064	157.447

See footnotes at end of table.

Table 9. Producer price indexes for commodity and service groupings and individual items, not seasonally adjusted — Continued
 [November 2022, Index base 1982=100, unless otherwise indicated]

Title	Commodity code		Other index base	Unadjusted index ¹				
	Group code	Item code		July 2022	Aug. 2022 ^P	Sept. 2022 ^P	Oct. 2022 ^P	Nov. 2022 ^P
Machinery and equipment and parts and supplies wholesaling.....	57	1	06/09	161.782	159.856	161.642	160.724	162.769
Machinery and equipment and parts and supplies wholesaling.....	57	11	06/09	161.782	159.856	161.642	160.724	162.769
Parts and supplies for machinery and equipment wholesaling.....	57	1102	03/09	180.736	175.751	178.480	177.572	177.372
Parts and supplies for machinery and equipment wholesaling.....	57	110201	03/09	180.736	175.751	178.480	177.572	177.372
Machinery and vehicle wholesaling.....	57	1103	05/19	120.408	121.953	123.611	123.292	126.952
Machinery and vehicle wholesaling.....	57	110301	05/19	120.408	121.953	123.611	123.292	126.952
Professional and commercial equipment wholesaling.....	57	1104	05/19	98.237	95.552	94.221	92.485	93.608
Professional and commercial equipment wholesaling.....	57	110401	05/19	98.237	95.552	94.221	92.485	93.608
Furnishings wholesaling.....	57	2	03/09	138.675	140.709	141.770	144.081	144.081
Furnishings wholesaling.....	57	21	03/09	138.675	140.709	141.770	144.081	144.081
Furnishings wholesaling.....	57	2101	03/09	138.675	140.709	141.770	144.081	144.081
Furnishings wholesaling.....	57	210101	03/09	138.675	140.709	141.770	144.081	144.081
Building materials, paint, and hardware wholesaling.....	57	3	03/09	147.111	144.558	141.962	143.307	144.606
Building materials, paint, and hardware wholesaling.....	57	31	03/09	147.111	144.558	141.962	143.307	144.606
Building materials, paint, and hardware wholesaling.....	57	3101	03/09	147.111	144.558	141.962	143.307	144.606
Building materials, paint, and hardware wholesaling.....	57	310101	03/09	147.111	144.558	141.962	143.307	144.606
Metals, minerals, and ores wholesaling.....	57	4	03/09	282.582	261.525	254.474	252.319	250.100
Metals, minerals, and ores wholesaling.....	57	41	03/09	282.582	261.525	254.474	252.319	250.100
Metals, minerals, and ores wholesaling.....	57	4101	03/09	282.582	261.525	254.474	252.319	250.100
Metals, minerals, and ores wholesaling.....	57	410101	03/09	282.582	261.525	254.474	252.319	250.100
Chemicals and allied products wholesaling.....	57	5	03/09	125.559	133.397	131.893	129.038	129.005
Chemicals and allied products wholesaling.....	57	51	03/09	125.559	133.397	131.893	129.038	129.005
Chemicals and allied products wholesaling.....	57	5101	03/09	125.559	133.397	131.893	129.038	129.005
Chemicals and allied products wholesaling.....	57	510101	03/09	125.559	133.397	131.893	129.038	129.005
Paper and plastics products wholesaling.....	57	6	03/09	200.134	198.612	206.428	206.346	206.994
Paper and plastics products wholesaling.....	57	61	03/09	200.134	198.612	206.428	206.346	206.994
Paper and plastics products wholesaling.....	57	6101	03/09	200.134	198.612	206.428	206.346	206.994
Paper and plastics products wholesaling.....	57	610101	03/09	200.134	198.612	206.428	206.346	206.994
Apparel wholesaling.....	57	7	03/09	118.945	121.173	124.949	133.198	132.559
Apparel wholesaling.....	57	71	03/09	118.945	121.173	124.949	133.198	132.559
Apparel wholesaling.....	57	7101	03/09	118.945	121.173	124.949	133.198	132.559
Apparel wholesaling.....	57	710101	03/09	118.945	121.173	124.949	133.198	132.559
Food and alcohol wholesaling.....	57	8	06/09	135.751	138.481	136.725	139.452	141.093
Food and alcohol wholesaling.....	57	81	06/09	135.751	138.481	136.725	139.452	141.093
Food wholesaling.....	57	8101	03/09	133.276	136.153	133.684	136.412	138.028
Food wholesaling.....	57	810101	03/09	133.276	136.153	133.684	136.412	138.028
Alcohol wholesaling.....	57	8102	02/09	146.933	148.990	150.485	153.203	154.960
Alcohol wholesaling.....	57	810201	02/09	146.933	148.990	150.485	153.203	154.960
Other commodities wholesaling.....	57	9	03/09	156.296	155.944	155.635	155.238	157.418
Other commodities wholesaling.....	57	91	03/09	156.296	155.944	155.635	155.238	157.418
Other commodities wholesaling.....	57	9101	03/09	156.296	155.944	155.635	155.238	157.418
Other commodities wholesaling.....	57	910101	03/09	156.296	155.944	155.635	155.238	157.418
Retail trade services.....	58	—	06/09	153.569	155.836	154.670	155.676	155.116
Food and alcohol retailing.....	58	1	03/09	163.343	165.700	169.160	174.573	173.518
Food and alcohol retailing.....	58	11	03/09	163.343	165.700	169.160	174.573	173.518
Food retailing.....	58	1102	09/15	130.933	133.074	135.902	139.702	138.816
Food retailing.....	58	110201	09/15	130.933	133.074	135.902	139.702	138.816
Alcohol retailing.....	58	1103	09/15	118.860	118.693	120.812	128.779	128.309
Alcohol retailing.....	58	110301	09/15	118.860	118.693	120.812	128.779	128.309
Health and beauty care retailing, including optical goods.....	58	2	03/09	138.886	140.235	134.830	138.097	138.151
Health and beauty care retailing, including optical goods.....	58	21	03/09	138.886	140.235	134.830	138.097	138.151
Health and beauty care retailing, including optical goods.....	58	2101	03/09	138.886	140.235	134.830	138.097	138.151
Health and beauty care retailing, including optical goods.....	58	210101	03/09	138.886	140.235	134.830	138.097	138.151
Apparel, jewelry, footwear, and accessories retailing.....	58	3	06/09	116.472	119.492	126.062	133.258	132.038
Apparel, jewelry, footwear, and accessories retailing.....	58	31	06/09	116.472	119.492	126.062	133.258	132.038
Apparel, footwear, and accessories retailing.....	58	3101	03/09	111.344	114.586	123.372	131.015	129.517
Apparel, footwear, and accessories retailing.....	58	310101	03/09	111.344	114.586	123.372	131.015	129.517
Jewelry retailing.....	58	3102	03/09	132.118	133.549	126.882	130.743	131.229
Jewelry retailing.....	58	310201	03/09	132.118	133.549	126.882	130.743	131.229
Computer hardware, software, and supplies retailing.....	58	4	03/09	102.579	97.349	97.368	96.984	95.768

See footnotes at end of table.

Table 9. Producer price indexes for commodity and service groupings and individual items, not seasonally adjusted — Continued
 [November 2022, Index base 1982=100, unless otherwise indicated]

Title	Commodity code		Other index base	Unadjusted index ¹				
	Group code	Item code		July 2022	Aug. 2022 ^P	Sept. 2022 ^P	Oct. 2022 ^P	Nov. 2022 ^P
Computer hardware, software, and supplies retailing.....	58	41	03/09	102.579	97.349	97.368	96.984	95.768
Computer hardware, software, and supplies retailing.....	58	4101	03/09	102.579	97.349	97.368	96.984	95.768
Computer hardware, software, and supplies retailing.....	58	410101	03/09	102.579	97.349	97.368	96.984	95.768
TV, video, and photographic equipment and supplies retailing.....	58	5	03/09	61.665	61.414	54.633	54.058	51.408
TV, video, and photographic equipment and supplies retailing.....	58	51	03/09	61.665	61.414	54.633	54.058	51.408
TV, video, and photographic equipment and supplies retailing.....	58	5101	03/09	61.665	61.414	54.633	54.058	51.408
TV, video, and photographic equipment and supplies retailing.....	58	510101	03/09	61.665	61.414	54.633	54.058	51.408
Automobiles and automobile parts retailing.....	58	6	06/09	212.233	210.305	210.007	203.843	196.144
Automobiles and automobile parts retailing.....	58	61	06/09	212.233	210.305	210.007	203.843	196.144
Automobile retailing (Partial).....	58	6101	03/09	251.970	248.192	246.218	235.143	222.783
Automobile retailing (Partial).....	58	610101	03/09	251.970	248.192	246.218	235.143	222.783
Automotive parts, including tires, retailing.....	58	6102	03/09	148.618	149.221	151.137	151.749	150.579
Automotive parts, including tires, retailing.....	58	610201	03/09	148.618	149.221	151.137	151.749	150.579
RVs, trailers, and campers retailing.....	58	8	03/09	176.000	173.236	157.953	146.932	146.964
RVs, trailers, and campers retailing.....	58	81	03/09	176.000	173.236	157.953	146.932	146.964
RVs, trailers, and campers retailing.....	58	8101	03/09	176.000	173.236	157.953	146.932	146.964
RVs, trailers, and campers retailing.....	58	810101	03/09	176.000	173.236	157.953	146.932	146.964
Sporting goods, including boats, retailing.....	58	9	03/09	122.578	128.504	125.291	131.159	119.449
Sporting goods, including boats, retailing.....	58	91	03/09	122.578	128.504	125.291	131.159	119.449
Sporting goods, including boats, retailing.....	58	9101	03/09	122.578	128.504	125.291	131.159	119.449
Sporting goods, including boats, retailing.....	58	910101	03/09	122.578	128.504	125.291	131.159	119.449
Lawn, garden, and farm equipment and supplies retailing.....	58	A	03/09	152.334	164.231	165.321	159.169	159.836
Lawn, garden, and farm equipment and supplies retailing.....	58	A1	03/09	152.334	164.231	165.321	159.169	159.836
Lawn, garden, and farm equipment and supplies retailing.....	58	A101	03/09	152.334	164.231	165.321	159.169	159.836
Lawn, garden, and farm equipment and supplies retailing.....	58	A10101	03/09	152.334	164.231	165.321	159.169	159.836
Furniture retailing.....	58	B	03/09	144.712	140.297	140.295	135.515	135.151
Furniture retailing.....	58	B1	03/09	144.712	140.297	140.295	135.515	135.151
Furniture retailing.....	58	B101	03/09	144.712	140.297	140.295	135.515	135.151
Furniture retailing.....	58	B10101	03/09	144.712	140.297	140.295	135.515	135.151
Flooring and floor coverings retailing.....	58	C	03/09	137.010	134.753	129.804	134.323	135.103
Flooring and floor coverings retailing.....	58	C1	03/09	137.010	134.753	129.804	134.323	135.103
Flooring and floor coverings retailing.....	58	C101	03/09	137.010	134.753	129.804	134.323	135.103
Flooring and floor coverings retailing.....	58	C10101	03/09	137.010	134.753	129.804	134.323	135.103
Hardware and building materials and supplies retailing.....	58	D	03/09	181.469	171.038	164.587	167.243	167.704
Hardware and building materials and supplies retailing.....	58	D1	03/09	181.469	171.038	164.587	167.243	167.704
Hardware and building materials and supplies retailing.....	58	D101	03/09	181.469	171.038	164.587	167.243	167.704
Hardware and building materials and supplies retailing.....	58	D10101	03/09	181.469	171.038	164.587	167.243	167.704
Major household appliance retailing.....	58	E	03/09	130.717	123.428	121.630	123.442	125.505
Major household appliance retailing.....	58	E1	03/09	130.717	123.428	121.630	123.442	125.505
Major household appliance retailing.....	58	E101	03/09	130.717	123.428	121.630	123.442	125.505
Major household appliance retailing.....	58	E10101	03/09	130.717	123.428	121.630	123.442	125.505
Fuels and lubricants retailing.....	58	F	06/09	274.279	308.371	280.324	261.587	274.937
Fuels and lubricants retailing.....	58	F1	06/09	274.279	308.371	280.324	261.587	274.937
Automotive fuels and lubricants retailing.....	58	F101	03/09	362.360	407.966	368.846	348.044	354.992
Automotive fuels and lubricants retailing.....	58	F10101	03/09	362.360	407.966	368.846	348.044	354.992
Household fuels retailing.....	58	F102	03/09	147.081	163.159	156.170	130.725	179.539
Household fuels retailing.....	58	F10201	03/09	147.081	163.159	156.170	130.725	179.539
Cleaning supplies and paper products retailing.....	58	G	03/09	187.229	184.959	183.107	180.897	179.023
Cleaning supplies and paper products retailing.....	58	G1	03/09	187.229	184.959	183.107	180.897	179.023
Cleaning supplies and paper products retailing.....	58	G101	03/09	187.229	184.959	183.107	180.897	179.023
Cleaning supplies and paper products retailing.....	58	G10101	03/09	187.229	184.959	183.107	180.897	179.023
Book retailing.....	58	H	03/09	136.265	139.515	138.810	141.305	141.143
Book retailing.....	58	H1	03/09	136.265	139.515	138.810	141.305	141.143
Book retailing.....	58	H101	03/09	136.265	139.515	138.810	141.305	141.143
Book retailing.....	58	H10101	03/09	136.265	139.515	138.810	141.305	141.143
Other merchandise retailing (partial).....	58	I	03/09	131.825	136.151	136.818	134.062	135.906
Other merchandise retailing (partial).....	58	I1	03/09	131.825	136.151	136.818	134.062	135.906
Other merchandise retailing (partial).....	58	I101	03/09	131.825	136.151	136.818	134.062	135.906
Other merchandise retailing (partial).....	58	I10101	03/09	131.825	136.151	136.818	134.062	135.906

See footnotes at end of table.

Table 9. Producer price indexes for commodity and service groupings and individual items, not seasonally adjusted — Continued
 [November 2022, Index base 1982=100, unless otherwise indicated]

Title	Commodity code		Other index base	Unadjusted index ¹				
	Group code	Item code		July 2022	Aug. 2022 ^p	Sept. 2022 ^p	Oct. 2022 ^p	Nov. 2022 ^p
Metal treatment services.....	59	—	12/84	222.110	222.828	222.873	223.923	223.923
Metal treatment services.....	59	1	12/84	222.110	222.828	222.873	223.923	223.923
Metal treatment services.....	59	11	12/84	222.110	222.828	222.873	223.923	223.923
Metal plating and polishing.....	59	1101	12/84	237.925	239.229	239.229	239.229	239.229
Metal plating and polishing.....	59	110111	12/84	237.925	239.229	239.229	239.229	239.229
Metal coating and allied services.....	59	1102	12/84	216.926	217.695	217.143	216.875	216.875
Metal coating and allied services.....	59	110222	12/84	216.926	217.695	217.143	216.875	216.875
Metal heat treating.....	59	1103	06/85	185.821	185.824	186.936	191.059	191.059
Metal heat treating.....	59	110349	06/06	146.982	146.984	147.864	151.125	151.125
Mining services.....	60	—	06/85	250.208	252.406	258.375	259.110	260.053
Mining services.....	60	1	06/85	250.208	252.406	258.375	259.110	260.053
Mining services.....	60	11	06/85	250.208	252.406	258.375	259.110	260.053
Metal mining services.....	60	1101	12/85	277.779	277.779	277.779	277.779	277.779
Metal mining services.....	60	110101	12/85	277.779	277.779	277.779	277.779	277.779
Support activities for coal mining.....	60	1102	06/85	209.093	206.209	207.294	207.294	210.657
Support activities for coal mining.....	60	110201	06/85	209.093	206.209	207.294	207.294	210.657
Drilling oil and gas wells services.....	60	1103	12/85	374.907	375.069	399.563	400.647	403.221
Drilling oil and gas wells services.....	60	110301	12/85	374.907	375.069	399.563	400.647	403.221
Support activities for oil and gas operations.....	60	1104	12/85	209.495	212.141	214.424	215.085	215.622
Support activities for oil and gas operations.....	60	110401	12/85	209.495	212.141	214.424	215.085	215.622
Nonmetallic minerals mining services.....	60	1105	06/85	140.563	140.563	140.563	—	—
Nonmetallic minerals mining services.....	60	110501	06/85	140.563	140.563	140.563	—	—
Contract work on textile products, apparel, and leather.....	61	—	06/10	129.924	130.205	130.293	130.611	132.556
Contract work on textile products and apparel.....	61	1	06/10	129.919	130.192	130.273	130.598	132.584
Contract work on textile products and apparel.....	61	11	06/10	129.919	130.192	130.273	130.598	132.584
Contract work on textile products.....	61	1102	06/87	227.954	228.548	228.893	229.267	229.267
Commission finishing of broadwoven fabrics.....	61	110201	06/87	253.291	253.777	254.227	254.536	254.536
Commission finishing of cotton broadwoven fabrics.....	61	1102011	06/08	177.592	177.844	178.077	178.382	178.382
Other commission finishing of broadwoven fabrics (excl. cotton & wool).....	61	1102012	06/08	192.646	193.103	193.527	193.674	193.674
Commission knit or knit & finishing of weft & warp knit fabric.....	61	110204	12/94	137.836	138.749	138.749	139.315	139.315
Contract work on apparel.....	61	1103	06/87	139.753	139.753	139.753	140.199	143.872
Contract work on women's, girls' and infants' apparel.....	61	11031	12/11	109.727	109.727	109.727	109.801	109.801
Contract work on women's, girls', and infants' nontailored coats, jackets, & other outerwear.....	61	110313	06/07	106.699	106.699	106.699	106.782	—
Contract work on men's and boys' (including unisex) apparel.....	61	11032	12/11	116.848	116.848	116.848	117.642	125.106
Contract work on men's and boys' pants, work apparel, and other outerwear.....	61	110321	06/07	111.223	111.223	111.223	112.211	122.095
Contract work on men's and boys' shirts, tailored suits/coats/jackets, & underwear/nightwear.....	61	110323	06/07	136.009	136.009	136.009	136.201	136.201
Contract & commission receipts for tanning or finishing leather owned by others.....	61	2	06/11	128.782	129.445	129.830	129.830	129.830
Contract & commission receipts for tanning or finishing leather owned by others.....	61	21	06/11	128.782	129.445	129.830	129.830	129.830
Contract and commission receipts for tanning or finishing leather owned by others.....	61	2101	12/97	169.805	170.680	171.188	171.188	171.188
Contract and commission receipts for tanning or finishing leather owned by others.....	61	210101	12/97	169.805	170.680	171.188	171.188	171.188
Construction (partial).....	80	—	06/09	157.965	158.198	158.597	162.630	162.828
New nonresidential building construction.....	80	1	06/09	166.530	166.817	167.222	172.085	172.355
New nonresidential building construction.....	80	11	06/09	166.530	166.817	167.222	172.085	172.355
New warehouse building construction.....	80	1101	12/04	230.129	230.129	230.699	235.520	236.180
New warehouse building construction.....	80	110101	12/04	230.129	230.129	230.699	235.520	236.180
New school building construction.....	80	1102	12/05	215.919	216.165	216.871	223.936	223.920
New school building construction.....	80	110201	12/05	215.919	216.165	216.871	223.936	223.920
New office building construction.....	80	1103	06/06	192.839	193.358	193.719	198.735	199.197
New office building construction.....	80	110301	06/06	192.839	193.358	193.719	198.735	199.197
New industrial building construction.....	80	1104	06/07	186.442	186.827	187.351	192.646	193.054
New industrial building construction.....	80	110401	06/07	186.442	186.827	187.351	192.646	193.054
New health care building construction.....	80	1105	06/12	151.535	151.755	152.037	157.309	157.516
New health care building construction.....	80	110501	06/12	151.535	151.755	152.037	157.309	157.516
Maintenance and repair of nonresidential buildings (partial).....	80	2	04/09	141.309	141.408	141.805	143.823	143.841
Maintenance and repair of nonresidential buildings (partial).....	80	21	04/09	141.309	141.408	141.805	143.823	143.841
Maintenance and repair of nonresidential buildings (partial).....	80	2101	04/09	141.309	141.408	141.805	143.823	143.841
Maintenance and repair of nonresidential buildings (partial).....	80	210101	04/09	141.309	141.408	141.805	143.823	143.841

¹ All indexes are subject to revision for 4 months after their originally scheduled publication to incorporate late reports and corrections by survey respondents.

² Due to incomplete coverage of the services sector, some services indexes in this table reflect only a portion of their wherever-provided output. These indexes are flagged using the term "partial" at the end of their titles. For more information regarding wherever-provided services indexes, go to <https://www.bls.gov/ppi/wepnotice.htm>. This webpage includes methodology documentation, a table identifying missing coverage areas for those indexes with incomplete coverage, and a concordance table between wherever-provided services indexes and Census product codes.

^p Preliminary

"—" Data not available.

Table 10. Producer price indexes and percentage changes for net output of selected industries and industry groups, not seasonally adjusted
 [November 2022]

Title ¹	Index base	Industry code	Unadjusted index ²					Unadjusted 1-month percent change ²	Unadjusted 12-month percent change ²
			July 2022	Aug. 2022 ^P	Sept. 2022 ^P	Oct. 2022 ^P	Nov. 2022 ^P	Oct. to Nov. ^P	Nov. 2021 to Nov. 2022 ^P
Total mining, utilities, and manufacturing industries.....	12/06	AMUM--	164.658	163.135	162.923	160.902	159.271	-1.0	10.5
Total mining industries.....	12/84	OMIN--	291.101	311.234	296.320	258.105	246.940	-4.3	-0.1
Oil and gas extraction.....	12/85	211--	315.785	350.329	322.046	254.993	234.390	-8.1	-11.6
Mining (except oil & gas).....	12/03	212--	324.234	323.813	324.033	324.037	326.134	0.6	23.6
Mining support activities.....	06/09	213--	118.726	119.706	122.371	122.707	123.149	0.4	13.3
Utilities.....	12/03	221--	222.020	230.494	226.753	199.040	187.904	-5.6	5.6
Total manufacturing industries.....	12/84	OMFG--	256.526	251.502	252.063	253.942	252.892	-0.4	11.4
Food mfg.....	12/84	311--	256.595	256.471	255.946	254.494	256.606	0.8	11.8
Beverage & tobacco mfg.....	12/03	312--	181.833	186.066	187.819	188.575	190.781	1.2	11.1
Textile mills.....	12/84	313--	175.831	177.376	176.473	175.183	174.964	-0.1	11.1
Textile product mills.....	12/03	314--	154.089	155.346	155.748	156.017	157.108	0.7	5.1
Apparel manufacturing.....	12/03	315--	124.001	124.089	124.774	124.758	125.485	0.6	5.4
Leather and allied product manufacturing.....	12/84	316--	195.320	195.713	197.998	198.178	197.832	-0.2	6.6
Wood product manufacturing.....	12/03	321--	204.329	204.025	199.468	195.442	192.916	-1.3	3.9
Paper manufacturing.....	12/03	322--	182.282	184.850	185.631	186.944	188.266	0.7	14.3
Printing and related support activities.....	12/03	323--	150.230	151.467	152.266	152.564	153.573	0.7	15.9
Petroleum and coal products manufacturing.....	12/84	324--	495.499	434.716	439.917	458.262	438.876	-4.2	25.7
Chemical mfg.....	12/84	325--	367.326	366.475	365.760	365.769	365.180	-0.2	7.9
Plastics and rubber products mfg.....	12/84	326--	253.444	255.203	254.968	254.005	253.327	-0.3	9.3
Nonmetallic mineral product mfg.....	12/84	327--	266.925	269.578	270.791	272.057	273.869	0.7	12.6
Primary metal mfg.....	12/84	331--	336.596	324.097	310.959	299.806	296.808	-1.0	-14.3
Fabricated metal product mfg.....	12/84	332--	271.919	273.229	273.071	272.743	273.184	0.2	10.1
Machinery mfg.....	12/03	333--	168.560	169.611	170.452	171.519	172.010	0.3	11.4
Computer & electronic product mfg.....	12/03	334--	96.732	96.772	96.994	97.310	97.836	0.5	5.5
Electrical equipment, appliance & component mfg.....	12/03	335--	188.319	190.319	190.683	190.600	191.380	0.4	11.8
Transportation equipment mfg.....	12/03	336--	136.164	136.462	136.680	137.393	137.703	0.2	5.3
Furniture & related product mfg.....	12/84	337--	259.270	261.126	262.555	262.649	265.128	0.9	11.2
Miscellaneous mfg.....	12/03	339--	139.642	140.329	140.327	140.916	141.218	0.2	6.6
Material recyclers.....	12/86	429930	441.037	426.677	405.768	381.380	372.937	-2.2	-27.2
Total trade industries.....	12/06	ATRADE	171.927	172.401	172.357	172.830	173.016	0.1	8.5
Total wholesale trade industries.....	12/06	AWHLTR	182.099	181.373	181.550	181.428	182.220	0.4	9.7
Merchant wholesalers, durable goods.....	06/04	423--	193.800	189.647	190.674	189.743	189.825	0.0	5.5
Merchant wholesalers, nondurable goods.....	06/05	424--	200.563	204.395	203.522	204.700	206.453	0.9	15.4
Total retail trade industries.....	12/06	ARETTR	162.461	164.289	164.042	165.184	164.696	-0.3	7.0
Motor vehicle and parts dealers.....	12/03	441--	211.981	211.311	211.106	208.309	205.501	-1.3	2.8
Furniture and home furnishings stores.....	12/03	442--	197.207	201.158	202.672	205.708	207.085	0.7	11.0
Electronics and appliance stores.....	12/03	443--	90.056	89.659	88.205	87.024	87.583	0.6	9.6
Bldg material and garden equip and supp dealers.....	12/03	444--	218.104	208.342	203.514	205.788	206.139	0.2	7.8
Food and beverage stores.....	12/99	445--	236.770	240.831	244.880	254.868	256.154	0.5	18.4
Health and personal care stores.....	12/03	446--	148.983	148.511	148.040	144.995	143.918	-0.7	-3.1
Gasoline stations.....	06/01	447--	173.200	188.803	173.641	166.825	167.320	0.3	10.9
Clothing and clothing accessories stores.....	12/03	448--	134.211	139.671	151.003	157.472	155.392	-1.3	1.3
Sporting goods hobby, book and music stores.....	12/03	451--	124.599	129.806	121.615	132.260	126.295	-4.5	-3.9
General merchandise stores.....	12/03	452--	153.161	154.246	154.034	156.400	155.028	-0.9	13.9
Office supplies, stationery and gift stores.....	12/03	4532--	172.904	175.262	175.361	173.081	174.376	0.7	7.5
Nonstore retailers.....	12/03	454--	179.133	185.727	184.832	175.327	190.366	8.6	8.8
Transportation and warehousing industries.....	12/06	ATRNRW	173.307	171.437	169.144	170.927	169.688	-0.7	10.6
Transportation industries.....	12/06	ATRANS	168.149	166.458	163.563	165.736	164.065	-1.0	11.1
Air transportation.....	12/92	481--	269.723	265.629	256.198	269.600	257.935	-4.3	16.9
Rail transportation.....	12/96	482--	232.218	231.349	231.363	229.830	231.262	0.6	8.4
Water transportation.....	12/03	483--	195.471	199.024	201.192	200.879	203.600	1.4	28.6
Truck transportation.....	12/03	484--	202.126	198.846	196.914	196.635	198.744	1.1	12.2
Pipeline transportation.....	05/22	486--	105.552	105.552	106.938	106.970	107.026	0.1	-
Transportation support activities.....	12/03	488--	153.595	155.719	148.414	152.109	143.660	-5.6	-6.4
Delivery and warehouse industries.....	12/06	ADLVWR	194.187	191.858	192.344	192.293	192.987	0.4	8.1
U.S. Postal Service.....	06/89	491--	267.984	267.984	267.984	270.369	270.369	0.0	4.8
Couriers and messengers.....	12/03	492--	293.140	290.110	290.362	289.321	291.368	0.7	10.8
Warehousing and storage.....	12/06	493--	134.692	128.329	130.230	128.588	128.753	0.1	7.9
Services less trade, transportation, and warehousing ³	12/06	ATTDSV	132.706	133.793	134.382	134.959	135.968	0.7	4.1
Information.....	12/06	AINFO-	107.839	107.962	108.671	109.329	109.062	-0.2	2.2
Publishing industries, except Internet.....	12/03	511--	120.784	120.349	121.478	121.448	120.206	-1.0	0.6

See footnotes at end of table.

Table 10. Producer price indexes and percentage changes for net output of selected industries and industry groups, not seasonally adjusted — Continued
 [November 2022]

Title ¹	Index base	Industry code	Unadjusted index ²					Unadjusted 1-month percent change ²	Unadjusted 12-month percent change ²
			July 2022	Aug. 2022 ^p	Sept. 2022 ^p	Oct. 2022 ^p	Nov. 2022 ^p	Oct. to Nov. ^p	Nov. 2021 to Nov. 2022 ^p
Information - Continued									
Broadcasting, except Internet.....	12/03	515--	133.087	131.332	131.975	137.300	137.814	0.4	3.6
Telecommunications.....	12/03	517--	104.163	104.820	105.577	106.001	106.073	0.1	3.9
Data processing and related services.....	12/03	5182--	113.130	113.057	112.925	113.035	113.041	0.0	1.1
Internet publishing and web search portals.....	12/09	519130	87.510	87.802	88.027	88.794	88.807	0.0	-1.9
Selected health care industries.....									
Offices of physicians.....	12/96	6211--	142.917	142.999	143.128	143.610	143.921	0.2	0.4
Offices of dentists.....	06/10	6212--	127.180	127.180	128.011	127.816	127.816	0.0	3.7
Medical and diagnostic laboratories.....	12/03	6215--	103.321	103.323	103.323	103.295	102.740	-0.5	-1.0
Home health care services.....	12/96	6216--	153.559	153.612	153.619	155.611	155.620	0.0	2.2
Blood and organ banks.....	06/06	621991	124.972	125.909	126.052	126.066	127.376	1.0	4.2
Hospitals.....	12/92	622--	223.947	223.856	223.691	224.652	224.577	0.0	3.1
Nursing care facilities.....	12/03	6231--	167.520	168.732	169.051	170.420	170.710	0.2	4.3
Residential developmental disability homes.....	12/03	62321-	208.882	209.256	209.126	209.543	209.617	0.0	5.2
Other selected services less trade, transportation, and warehousing industries.....									
Depository credit intermediation.....	12/03	5221--	107.405	113.463	117.152	117.562	124.576	6.0	21.6
Security, commodity contracts and like activity.....	12/03	523--	211.352	220.710	223.051	226.153	239.377	5.8	2.2
Insurance carriers and related activities.....	12/03	524--	146.449	146.601	146.842	146.880	146.930	0.0	2.3
Lessors of nonres bldg (exc miniwarehouse).....	12/03	53112-	131.037	138.358	140.395	137.548	136.718	-0.6	3.1
Lessors of miniwarehouse and self storage units.....	12/03	53113-	185.875	189.809	192.605	194.179	194.720	0.3	16.1
Offices of real estate agents and brokers.....	12/03	5312--	184.663	186.481	186.652	185.973	185.973	0.0	7.4
Real estate property managers.....	12/03	53131-	125.925	125.484	126.246	127.357	127.914	0.4	4.5
Offices of real estate appraisers.....	12/03	531320	118.430	118.206	117.769	118.422	116.870	-1.3	7.1
Automotive equipment rental and leasing.....	06/01	5321--	164.852	165.356	156.528	161.948	156.127	-3.6	1.1
Other heavy machinery rental and leasing.....	12/03	532412	129.184	131.407	132.026	135.920	136.506	0.4	11.3
Legal services.....	12/96	5411--	255.556	255.959	256.885	257.431	257.199	-0.1	4.9
Offices of certified public accountants.....	12/03	541211	128.906	131.999	133.336	133.834	134.371	0.4	6.5
Other accounting services.....	12/03	541219	147.253	149.110	148.161	149.006	149.006	0.0	0.5
Architectural, engineering and related services.....	12/96	5413--	183.310	183.935	183.981	184.291	184.901	0.3	5.1
Management and technical consulting services.....	06/06	5416--	128.166	128.063	127.607	126.436	126.651	0.2	-0.2
Advertising agencies.....	12/03	54181-	123.208	123.101	123.114	123.126	123.188	0.1	5.9
Employment services.....	12/96	5613--	158.826	158.973	159.218	159.516	159.357	-0.1	4.1
Travel agencies.....	12/03	56151-	103.323	103.295	102.353	102.837	103.004	0.2	5.1
Security guards and patrol services.....	12/04	561612	146.956	146.860	150.599	151.010	150.936	0.0	7.9
Janitorial services.....	12/03	56172-	135.120	135.016	135.000	135.242	135.199	0.0	7.0
Waste collection.....	12/03	5621--	166.894	168.097	169.251	171.255	171.487	0.1	9.7
Amusement and theme parks.....	06/06	71311-	201.131	199.734	201.845	205.531	208.814	1.6	5.9
Golf courses and country clubs.....	12/05	71391-	148.050	148.301	147.933	148.395	149.299	0.6	7.3
Fitness and recreational sports centers.....	12/04	71394-	112.161	112.161	112.161	112.585	112.585	0.0	1.7
Accommodation.....	12/96	721--	198.040	190.758	190.540	193.612	185.437	-4.2	7.3
Commercial machinery repair and maintenance.....	06/06	8113--	169.335	174.348	175.475	175.730	175.882	0.1	15.0

¹ Indexes in this table are derived from the net-output-weighted industry price indexes. Because of differences in coverage and aggregation methodology, they will generally not match the movements of similarly titled indexes which are derived from traditional commodity groupings.

² All indexes are subject to revision for 4 months after their originally scheduled publication to incorporate late reports and corrections by survey respondents.

³ Formerly titled "Total traditional service industries."

p Preliminary

"-" Data not available.

Table 11. Producer price indexes for net output of selected industries and their products, not seasonally adjusted
 [November 2022]

Title ¹	Industry code	Product code	Index base	Unadjusted index ²				
				July 2022	Aug. 2022 ^P	Sept. 2022 ^P	Oct. 2022 ^P	Nov. 2022 ^P
Logging.....	1133		12/81	222.763	221.600	221.294	220.188	220.762
Logging.....	11331		12/81	222.763	221.600	221.294	220.188	220.762
Logging.....	113310		12/81	222.897	221.733	221.427	220.321	220.895
Primary products.....		113310-P	12/81	231.685	230.475	230.158	229.007	229.604
Secondary products and miscellaneous receipts.....		113310-SM						
Miscellaneous receipts.....		113310-M	06/86	210.695	-	-	-	-
Mining								
Total mining industries.....			12/84	291.101	311.234	296.320	258.105	246.940
Oil and gas extraction.....	211		12/85	315.785	350.329	322.046	254.993	234.390
Oil and gas extraction.....	2111		12/85	315.785	350.329	322.046	254.993	234.390
Crude petroleum and natural gas extraction.....	211111		06/02	322.491	359.028	330.723	265.375	242.037
Primary products.....		211111-P	06/84	284.059	316.241	291.309	233.750	213.193
Crude petroleum.....		211111-1	06/84	296.610	278.247	259.548	265.845	259.541
Natural gas (from the wellhead).....		211111-3	06/84	240.437	312.892	285.407	178.916	148.325
Natural gas liquids extraction.....	211112		06/02	275.891	299.788	272.197	198.001	191.460
Primary products.....		211112-P	06/02	274.652	298.441	270.974	197.111	190.600
Natural gas liquids.....		211112-1	06/84	305.780	293.058	250.191	208.647	208.853
Isopentane and natural gasoline.....		211112-11	06/84	324.999	293.822	266.612	275.719	262.778
Propane.....		211112-12	06/84	253.733	239.626	212.957	173.402	178.491
Butane.....		211112-13	06/84	221.621	205.211	180.892	156.143	160.543
Plant condensate, ethane, gas mixtures, and other natural gas liquids.....		211112-14	06/96	346.381	339.628	280.907	222.735	222.418
Residue gas shipped from natural gas liquids plants.....		211112-3	06/84	261.328	322.432	308.353	198.150	184.640
Mining (except oil & gas).....	212		12/03	324.234	323.813	324.033	324.037	326.134
Coal mining.....	2121		12/85	322.931	313.145	316.892	324.302	318.970
Coal mining.....	21211		12/01	347.916	337.373	341.410	349.393	343.649
Bituminous coal and lignite surface mining.....	212111		12/01	200.985	200.905	205.087	207.761	207.535
Primary products.....		212111-P	12/01	202.317	202.239	206.484	209.077	208.858
Raw bituminous coal and lignite from surface mining operations.....		212111-1	12/01	207.310	208.828	213.748	214.355	216.251
Raw bituminous coal and lignite from surface operations, for use without processing.....		212111-11	12/01	260.945	268.766	273.417	276.549	-
Processed bituminous coal and lignite from surface operations.....		212111-3	12/01	201.648	201.121	205.193	208.353	207.538
Processed bituminous coal and lignite from surface operations (wet-washing or other method).....		212111-31	12/01	166.187	166.187	166.187	166.187	-
Processed bituminous coal and lignite (mechanically crushed, screened, or sized only).....		212111-35	12/11	129.581	129.051	133.152	136.336	135.515
Bituminous coal underground mining.....	212112		12/01	534.994	509.471	512.727	527.959	514.408
Primary products.....		212112-P	12/01	538.988	513.023	516.336	531.675	518.028
Processed bituminous coal shipped from underground operations.....		212112-3	12/01	614.451	584.851	588.627	606.115	590.556
Processed bituminous coal washed by wet-washing, pneumatic, or other methods.....		212112-31	12/01	557.170	537.384	541.904	568.351	571.921
Processed bituminous coal mechanically crushed, screened, or sized only.....		212112-32	12/01	847.319	772.977	772.977	746.765	641.300
Secondary products and miscellaneous receipts.....		212112-SM						
Anthracite mining.....	212113		12/79	409.958	420.938	440.616	445.825	445.825
Primary products.....		212113-P	12/79	402.027	413.193	433.202	438.499	438.499
Processed anthracite.....		212113-3	12/79	491.646	505.300	529.769	536.247	536.247
Secondary products and miscellaneous receipts.....		212113-SM2						
Metal ore mining.....	2122		12/84	396.273	410.774	402.410	387.709	407.593
Iron ore mining.....	21221		12/84	212.036	209.843	209.247	209.989	209.989
Iron ore mining.....	212210		12/84	212.036	209.843	209.247	209.989	209.989
Primary products.....		212210-P	12/84	217.124	214.878	214.268	215.028	215.028
Iron ore (including crude, concentrates, agglomerates and pellets).....		212210-0	12/97	225.095	222.767	222.135	222.922	222.922
Copper, nickel, lead & zinc mining.....	21223		06/88	347.893	382.569	378.924	368.654	415.426
Copper, nickel, lead and zinc mining.....	212230		06/88	358.358	394.042	390.269	379.723	427.828
Primary products.....		212230-P	12/03	314.453	349.299	347.743	335.211	384.787
Secondary products and miscellaneous receipts.....		212230-SM						
Other metal ore mining.....	21229		12/85	1,027.066	1,027.066	1,002.068	912.571	-
Other metal ore mining.....	212290		12/85	3,390.012	3,390.012	3,307.553	3,012.346	-
Primary products.....		212290-P	12/03	2,624.167	2,624.167	2,559.458	2,327.797	-
Other metal ores, including uranium.....		212290-1	12/03	2,624.167	2,624.167	2,559.458	2,327.797	-
Secondary products and miscellaneous receipts.....		212290-SM2						
Nonmetallic mineral mining & quarrying.....	2123		12/84	348.270	350.779	352.482	352.622	352.481

See footnotes at end of table.

Table 11. Producer price indexes for net output of selected industries and their products, not seasonally adjusted — Continued
 [November 2022]

Title ¹	Industry code	Product code	Index base	Unadjusted index ²				
				July 2022	Aug. 2022 ^P	Sept. 2022 ^P	Oct. 2022 ^P	Nov. 2022 ^P
Nonmetallic mineral mining & quarrying - Continued								
Stone mining & quarrying.....	21231		12/84	384.182	387.341	388.034	388.025	387.894
Dimension stone mining and quarrying.....	212311		06/85	279.245	284.217	284.217	284.217	284.217
Primary products.....		212311-P	06/85	267.074	272.569	272.569	272.569	272.569
Dimension stone.....		212311-0	06/85	267.074	272.569	272.569	272.569	272.569
Secondary products and miscellaneous receipts.....		212311-SM						
Crushed and broken limestone mining.....	212312		12/83	396.717	398.565	399.559	399.558	399.361
Primary products.....		212312-P	12/83	402.255	404.220	405.277	405.276	405.135
Crushed and broken limestone.....		212312-0	12/83	402.255	404.220	405.277	405.276	405.135
Secondary products and miscellaneous receipts.....		212312-SM						
Crushed and broken granite mining.....	212313		12/83	495.771	496.947	496.947	496.947	496.947
Primary products.....		212313-P	12/83	495.296	496.513	496.513	496.513	496.513
Crushed and broken granite.....		212313-0	12/83	495.296	496.513	496.513	496.513	496.513
Secondary products and miscellaneous receipts.....		212313-SM						
Other crushed and broken stone mining.....	212319		12/83	320.319	330.369	330.581	330.526	330.531
Primary products.....		212319-P	12/83	324.891	335.990	336.224	336.224	336.303
Bituminous limestone and sandstone, and other crushed and broken stone.....		212319-0	12/83	324.891	335.990	336.224	336.224	336.303
Secondary products and miscellaneous receipts.....		212319-SM						
Sand/gravel/clay/refractory minerals mining.....	21232		12/03	222.999	223.374	223.945	224.398	224.283
Construction sand and gravel mining.....	212321		06/82	467.687	468.054	467.520	468.580	468.257
Primary products.....		212321-P	06/82	475.108	475.390	474.732	475.937	476.154
Construction sand and gravel (run of pit/bank, washed, screened, etc).....		212321-0	06/82	475.108	475.390	474.732	475.937	476.154
Construction sand and gravel, Midwest.....		212321-02	12/12	177.927	178.411	177.671	178.051	178.051
Construction sand and gravel, West.....		212321-04	12/12	164.332	164.212	164.232	164.842	164.997
Secondary products and miscellaneous receipts.....		212321-SM						
Miscellaneous receipts.....		212321-M	06/82	444.711	444.711	444.711	444.711	444.711
Kaolin and ball clay mining.....	212324		06/84	240.276	240.276	249.537	249.537	249.537
Primary products.....		212324-P	06/84	238.314	238.314	247.499	247.499	247.499
Kaolin and ball clay.....		212324-0	06/84	238.314	238.314	247.499	247.499	247.499
Clay, ceramic, and refractory minerals mining.....	212325		06/84	254.825	258.650	258.379	260.018	259.878
Primary products.....		212325-P	06/84	260.214	264.158	263.857	265.544	265.420
Bentonite.....		212325-5	06/84	219.457	219.457	219.457	221.364	221.364
Secondary products and miscellaneous receipts.....		212325-SM						
Other nonmetallic mineral mining & quarrying.....	21239		12/84	281.381	285.140	289.594	289.287	289.180
Potash, soda, and borate mineral mining.....	212391		12/84	370.917	369.904	375.020	377.771	377.432
Primary products.....		212391-P	12/84	371.101	370.082	375.213	377.974	377.631
Secondary products and miscellaneous receipts.....		212391-SM1						
Other chemical and fertilizer mineral mining.....	212393		12/89	201.339	208.705	208.705	208.705	209.004
Primary products.....		212393-P	12/89	196.561	203.893	203.893	203.893	204.170
Rock salt.....		212393-3	12/84	386.866	402.071	402.071	402.071	402.645
Secondary products and miscellaneous receipts.....		212393-SM						
All other nonmetallic mineral mining.....	212399		06/85	329.989	345.658	356.585	347.224	347.224
Primary products.....		212399-P	06/85	334.989	350.895	361.988	352.485	352.485
All other nonmetallic minerals.....		212399-A	06/85	334.989	350.895	361.988	352.485	352.485
Mining support activities.....	213		06/09	118.726	119.706	122.371	122.707	123.149
Mining support activities.....	2131		06/09	118.726	119.706	122.371	122.707	123.149
Mining support activities.....	21311		06/09	118.726	119.706	122.371	122.707	123.149
Drilling oil and gas wells.....	213111		12/85	371.793	371.952	396.242	397.318	399.870
Primary services.....		213111-P	12/85	369.267	369.426	393.551	394.619	397.153
Oil and gas well directional drilling control.....		213111-03	12/03	130.517	131.087	131.229	135.063	135.707
Drilling oil and gas wells, including drilling in, spudding in or tailing in.....		213111-04	12/85	358.621	358.621	388.493	388.493	390.890
Reworking oil and gas wells.....		213111-05	12/92	397.550	397.550	400.697	400.697	404.425
Support activities for oil and gas operations.....	213112		12/85	206.419	208.817	210.862	211.480	212.015
Primary services.....		213112-P	12/85	207.101	209.794	212.050	212.697	213.320
Oil and gas field support services.....		213112-0	12/85	207.101	209.794	212.050	212.697	213.320
Secondary products and miscellaneous receipts.....		213112-SM						
Support activities for coal mining.....	213113		06/85	207.246	204.388	205.463	205.463	208.797
Primary services.....		213113-P	06/85	209.038	206.155	207.239	207.239	210.602
Coal mining services.....		213113-0	06/85	209.038	206.155	207.239	207.239	210.602
Support activities for metal mining.....	213114		12/85	274.986	274.986	274.986	274.986	274.986
Primary services.....		213114-P	12/85	278.193	278.193	278.193	278.193	278.193
Metal mining services.....		213114-0	12/85	278.193	278.193	278.193	278.193	278.193

See footnotes at end of table.

Table 11. Producer price indexes for net output of selected industries and their products, not seasonally adjusted — Continued
 [November 2022]

Title ¹	Industry code	Product code	Index base	Unadjusted index ²				
				July 2022	Aug. 2022 ^P	Sept. 2022 ^P	Oct. 2022 ^P	Nov. 2022 ^P
Support activities for metal mining - Continued								
Support activities for nonmetallic minerals (except fuels) mining	213115		06/85	146.044	146.044	146.044	—	—
Primary services		213115-P	06/85	140.563	140.563	140.563	—	—
Nonmetallic minerals (except fuels) mining support activity		213115-0	06/85	140.563	140.563	140.563	—	—
Utilities	221		12/03	222.020	230.494	226.753	199.040	187.904
Electric power generation, transmission, and distribution	2211		12/03	224.432	233.154	227.678	195.341	183.639
Electric power generation	22111		12/03	296.125	274.945	285.770	205.994	188.046
Electric power generation	221110		12/03	296.086	274.912	285.734	205.973	188.028
Primary products		221110-P	12/03	305.640	282.016	293.810	209.174	190.182
Utilities		221110-4	12/03	266.045	271.511	286.738	206.905	185.518
Non-utilities		221110-5	12/03	319.049	267.384	274.549	192.590	177.803
Secondary products and miscellaneous receipts		221110-SM						
Electric power transmission, control, and distribution	22112		12/03	192.257	213.291	201.116	188.850	179.874
Electric bulk power transmission and control	221121		12/03	200.050	200.896	204.013	202.777	204.406
Primary products		221121-P	12/03	200.504	201.352	204.476	203.237	204.870
Electric bulk power transmission and control		221121-3	12/03	200.504	201.352	204.476	203.237	204.870
Electric power distribution	221122		12/03	192.161	214.049	201.234	188.510	179.100
Primary products		221122-P	12/90	222.989	226.767	226.833	218.870	212.121
Residential electric power		221122-41	12/90	215.784	219.352	218.430	215.269	212.198
New England		221122-411	12/90	194.612	194.612	194.601	209.997	209.997
Middle Atlantic		221122-412	12/90	173.195	182.624	185.821	189.357	182.349
East North Central		221122-413	12/90	203.964	205.731	206.718	190.779	191.386
West North Central		221122-414	12/90	179.897	182.592	183.104	172.510	162.982
South Atlantic		221122-415	12/90	199.428	199.579	201.260	197.166	194.887
East South Central		221122-416	12/90	240.298	252.693	233.384	228.821	225.725
West South Central		221122-417	12/90	249.130	256.108	252.030	246.246	243.841
Mountain		221122-418	12/90	172.246	172.246	169.760	170.616	165.139
Pacific		221122-419	12/90	301.242	301.292	301.350	304.045	303.994
Commercial electric power		221122-42	12/90	219.793	224.115	224.180	212.657	203.259
New England		221122-421	12/90	249.349	249.349	249.336	252.417	252.417
Middle Atlantic		221122-422	12/90	194.770	209.228	207.855	193.614	180.088
East North Central		221122-423	12/90	194.439	194.761	195.328	179.311	178.310
West North Central		221122-424	12/90	165.721	169.961	170.610	166.231	157.611
South Atlantic		221122-425	12/90	161.416	161.745	163.547	162.737	162.515
East South Central		221122-426	12/90	212.662	227.972	219.980	205.946	201.182
West South Central		221122-427	12/90	251.963	252.363	257.771	249.652	231.893
Mountain		221122-428	12/90	151.347	151.347	147.924	148.604	144.929
Pacific		221122-429	12/90	369.558	369.645	369.831	331.249	301.432
Industrial electric power		221122-43	12/90	248.316	251.478	254.228	241.116	230.184
New England		221122-431	12/90	171.140	169.260	168.736	179.887	209.139
Middle Atlantic		221122-432	12/90	226.592	225.401	231.614	228.789	218.353
East North Central		221122-433	12/90	284.606	283.931	284.414	245.317	246.207
West North Central		221122-434	12/90	202.586	209.786	199.572	187.976	176.054
South Atlantic		221122-435	12/90	157.852	158.379	160.015	161.129	160.570
East South Central		221122-436	12/90	211.930	218.942	223.300	198.475	194.803
West South Central		221122-437	12/90	285.011	291.201	300.180	296.816	302.376
Mountain		221122-438	12/90	233.658	245.623	257.339	257.099	185.072
Pacific		221122-439	12/90	333.376	333.517	333.847	307.009	273.383
Transportation electric power		221122-45	12/10	125.366	125.266	126.175	121.098	120.456
Secondary products and miscellaneous receipts		221122-SM						
Miscellaneous receipts		221122-M	12/90	189.363	189.403	189.656	189.622	188.903
Natural gas distribution	2212		12/03	186.206	192.648	196.237	190.128	182.596
Natural gas distribution	22121		12/03	186.206	192.648	196.237	190.128	182.596
Natural gas distribution	221210		12/03	186.112	192.558	196.150	190.037	182.501
Primary products		221210-P	12/90	302.424	313.709	320.099	309.474	296.236
Natural gas to ultimate consumers		221210-11	12/90	304.721	317.891	325.140	312.862	297.594
Residential natural gas		221210-112	12/90	298.732	305.535	313.670	308.394	303.389
New England residential natural gas		221210-1121	06/12	161.731	150.275	169.451	172.642	188.242
Middle Atlantic residential natural gas		221210-1122	06/12	146.843	149.086	149.150	153.136	152.918
East North Central residential natural gas		221210-1123	06/12	179.090	185.346	186.139	182.224	178.065
West North Central residential natural gas		221210-1124	06/12	155.795	164.623	177.785	161.466	153.071
South Atlantic residential natural gas		221210-1125	06/12	149.411	147.659	158.847	157.027	146.697
East South Central residential natural gas		221210-1126	06/12	153.169	127.959	138.260	141.471	128.788
West South Central residential natural gas		221210-1127	06/12	208.036	230.166	232.124	224.967	216.057
Mountain residential natural gas		221210-1128	06/12	185.548	190.381	190.785	197.166	196.775

See footnotes at end of table.

Table 11. Producer price indexes for net output of selected industries and their products, not seasonally adjusted — Continued
 [November 2022]

Title ¹	Industry code	Product code	Index base	Unadjusted index ²				
				July 2022	Aug. 2022 ^P	Sept. 2022 ^P	Oct. 2022 ^P	Nov. 2022 ^P
Natural gas distribution - Continued								
Pacific residential natural gas.....		221210-1129	06/12	174.332	182.574	185.798	173.526	175.445
Commercial natural gas.....		221210-113	12/90	306.537	321.140	330.153	318.430	312.126
New England commercial natural gas.....		221210-1131	06/12	172.232	153.912	180.063	183.832	201.624
Middle Atlantic commercial natural gas.....		221210-1132	06/12	142.935	149.782	150.960	142.963	142.208
East North Central commercial natural gas.....		221210-1133	06/12	185.900	197.731	199.858	196.342	196.748
West North Central commercial natural gas.....		221210-1134	06/12	174.859	192.546	202.176	177.008	166.763
South Atlantic commercial natural gas.....		221210-1135	06/12	152.732	152.292	162.092	160.301	139.999
East South Central commercial natural gas.....		221210-1136	06/12	168.803	161.199	171.329	165.054	146.576
West South Central commercial natural gas.....		221210-1137	06/12	237.164	268.017	258.509	257.261	238.770
Mountain commercial natural gas.....		221210-1138	06/12	195.782	203.609	203.677	213.670	213.260
Pacific commercial natural gas.....		221210-1139	06/12	198.645	212.990	222.207	199.239	210.763
Industrial natural gas.....		221210-114	12/90	252.744	279.752	289.651	275.958	267.891
New England industrial natural gas.....		221210-1141	09/16	178.747	154.802	188.164	193.777	211.195
Middle Atlantic industrial natural gas.....		221210-1142	09/16	160.163	171.692	172.840	203.688	201.172
East North Central industrial natural gas.....		221210-1143	06/12	176.580	208.078	209.651	189.640	185.954
West North Central industrial natural gas.....		221210-1144	06/12	167.516	176.026	190.803	182.211	173.542
South Atlantic industrial natural gas.....		221210-1145	09/16	163.565	163.855	179.177	172.786	162.618
East South Central industrial natural gas.....		221210-1146	09/16	183.535	171.732	179.274	182.451	164.992
West South Central industrial natural gas.....		221210-1147	09/16	212.623	253.466	257.992	237.047	218.961
Mountain industrial natural gas.....		221210-1148	09/16	141.366	148.776	149.032	150.153	150.183
Pacific industrial natural gas.....		221210-1149	09/16	124.308	131.414	138.323	129.314	144.898
To electric power.....		221210-115	12/90	273.112	288.510	292.834	275.165	247.547
Delivered to ultimate consumers for the account of others (transportation only)....		221210-12	12/90	252.929	252.531	253.441	253.151	252.622
Industrial consumer.....		221210-122	12/90	241.512	242.930	245.371	246.316	244.607
Other consumers.....		221210-123	12/90	521.845	518.635	518.424	516.200	516.711
Secondary products and miscellaneous receipts.....		221210-SM						
Miscellaneous receipts.....		221210-M	12/90	198.465	198.779	199.097	196.857	197.610
Construction industries								
New industrial building construction.....	236211		06/07	185.975	186.358	186.878	192.165	192.573
Primary products.....		236211-P	06/07	185.975	186.358	186.878	192.165	192.573
New warehouse building construction.....	236221		12/04	230.560	230.562	231.140	235.854	236.521
Primary products.....		236221-P	12/04	230.560	230.562	231.140	235.854	236.521
New school building construction.....	236222		12/05	215.917	216.167	216.886	223.957	223.939
Primary products.....		236222-P	12/05	215.917	216.167	216.886	223.957	223.939
New office building construction.....	236223		06/06	194.075	194.502	194.744	199.801	200.291
Primary products.....		236223-P	06/06	194.075	194.502	194.744	199.801	200.291
New health care building construction.....	236224		06/12	151.529	151.749	152.031	157.302	157.509
Primary products.....		236224-P	06/12	151.529	151.749	152.031	157.302	157.509
Concrete contractors, nonresidential building work.....	23811X		12/07	175.232	176.497	176.930	178.751	179.217
Primary products.....		23811X-P	12/07	175.232	176.497	176.930	178.751	179.217
Roofing contractors, nonresidential building work.....	23816X		12/07	184.170	184.332	184.776	188.047	187.982
Primary products.....		23816X-P	12/07	184.170	184.332	184.776	188.047	187.982
Electrical contractors, nonresidential building work.....	23821X		12/07	159.896	160.291	161.021	164.203	164.335
Primary products.....		23821X-P	12/07	159.896	160.291	161.021	164.203	164.335
Plumbing, heating and air-conditioning contractors, nonresidential building work.....	23822X		12/07	165.135	164.558	164.725	170.785	171.234
Primary products.....		23822X-P	12/07	165.135	164.558	164.725	170.785	171.234
Manufacturing								
Total manufacturing industries.....			12/84	256.526	251.502	252.063	253.942	252.892
Food mfg.....	311		12/84	256.595	256.471	255.946	254.494	256.606
Animal food mfg.....	3111		12/03	218.211	219.711	220.892	218.672	218.743
Animal food mfg.....	31111		12/03	219.467	220.975	222.163	219.930	220.003
Dog and cat food manufacturing.....	311111		12/85	272.318	274.560	274.564	274.652	276.951
Primary products.....		311111-P	12/85	278.470	281.080	281.080	281.157	283.770
Dog food.....		311111-1	12/85	294.340	297.143	297.143	297.255	301.004
Canned dog food.....		311111-11	12/98	215.935	218.987	218.987	218.987	219.129
Dry and semi moist dog food.....		311111-14	12/11	135.902	136.920	136.920	136.995	139.449
Cat food.....		311111-4	12/85	252.857	255.126	255.126	255.126	255.245
Canned cat food.....		311111-44	12/11	156.124	157.473	157.473	157.473	157.492
Dry and semi moist cat food.....		311111-45	12/98	200.440	202.359	202.359	202.359	202.581
Secondary products and miscellaneous receipts.....		311111-SM						
Miscellaneous receipts.....		311111-M1	12/10	140.190	140.190	140.190	140.190	140.432
Other animal food manufacturing.....	311119		12/80	255.744	257.264	259.585	255.159	253.840

See footnotes at end of table.

Table 11. Producer price indexes for net output of selected industries and their products, not seasonally adjusted — Continued
 [November 2022]

Title ¹	Industry code	Product code	Index base	Unadjusted index ²				
				July 2022	Aug. 2022 ^P	Sept. 2022 ^P	Oct. 2022 ^P	Nov. 2022 ^P
Other animal food manufacturing - Continued								
Primary products.....		311119-P	12/80	250.178	251.611	253.865	249.420	248.589
Complete swine feed, supplements, concentrates, and premixes.....		311119-B	12/11	139.894	135.576	133.322	129.627	129.464
Complete beef cattle feed, supplements, concentrates, and premixes.....		311119-H	12/11	133.323	141.052	137.758	138.323	138.385
Poultry, exc. chicken and turkey, and livestock, exc. cattle and swine, feed.....		311119-N	12/80	349.419	349.639	354.648	355.264	355.802
Pet (excluding dog and cat), laboratory, and fur animal feed.....		311119-R	06/91	251.873	254.057	259.138	259.477	258.231
Chicken and turkey feed, supplements, concentrates, and premixes.....		311119-I	12/80	212.771	213.919	216.781	209.766	207.856
Complete dairy cattle feed, supplements, concentrates, and premixes.....		311119-5	12/11	136.894	139.362	142.709	141.143	141.535
Other prepared animal feeds, including feeding materials and adjuncts.....		311119-9	12/80	323.756	312.748	316.772	314.091	313.346
Secondary products and miscellaneous receipts.....		311119-SM						
Miscellaneous receipts.....		311119-M	12/80	281.862	284.720	288.118	284.126	274.432
Secondary products.....		311119-S	12/80	367.225	367.969	368.076	368.307	367.820
Grain & oilseed milling.....	3112		12/03	200.334	199.327	200.912	198.097	200.624
Flour milling & malt mfg.....	31121		12/03	217.238	213.124	219.424	224.914	225.595
Flour milling.....	311211		06/83	258.508	250.468	259.130	266.973	267.683
Primary products.....		311211-P	06/83	261.586	253.434	262.416	270.995	271.905
Prepared flour mixes, including refrigerated and frozen doughs and batters, made in flour mills.....		311211-A	06/83	249.124	248.244	259.328	259.338	259.560
Wheat flour (except flour mixes), made in flour mills.....		311211-1	06/83	284.514	275.403	284.417	292.028	294.054
Wheat mill products, except flour.....		311211-4	06/83	145.246	148.709	153.696	178.243	181.629
Corn mill products.....		311211-7	06/83	213.580	201.917	212.129	232.389	230.171
Other grain mill products.....		311211-9	06/83	363.842	348.299	358.988	334.013	326.526
Secondary products and miscellaneous receipts.....		311211-SM						
Miscellaneous receipts.....		311211-M	06/92	206.490	203.669	209.315	208.751	203.518
Rice milling.....	311212		06/84	226.724	230.943	235.802	239.097	240.382
Primary products.....		311212-P	06/84	225.980	230.185	235.028	238.312	239.593
Milled rice and byproducts.....		311212-0	12/03	217.617	221.666	226.330	229.492	230.725
Milled rice (incl second heads, screenings, brewers, bran, sharps, rice flour, and byproducts).....		311212-04	06/03	246.019	250.265	256.613	258.884	261.018
Head rice not packaged with other ingredients.....		311212-06	12/11	128.730	131.226	133.457	135.597	136.343
Malt manufacturing.....	311213		06/85	184.941	185.309	185.184	185.188	185.066
Primary products.....		311213-P	06/85	181.886	182.279	182.146	182.149	182.029
Malt and malt byproducts.....		311213-0	06/85	181.886	182.279	182.146	182.149	182.029
Secondary products and miscellaneous receipts.....		311213-SM1						
Starch & vegetable fats & oils mfg.....	31122		12/03	207.247	207.184	207.063	200.529	203.861
Wet corn milling.....	311221		06/85	240.221	240.246	240.709	240.295	239.913
Primary products.....		311221-P	06/85	265.149	265.424	265.989	265.536	264.146
Wet process corn byproducts.....		311221-A	06/85	332.964	326.197	319.619	323.990	341.194
Corn sweeteners, made by wet milling.....		311221-1	06/85	239.614	244.405	246.604	245.177	231.174
Manufactured starch, made by wet milling.....		311221-4	06/85	270.341	272.368	264.714	268.656	265.549
Secondary products and miscellaneous receipts.....		311221-SM						
Soybean and other oilseed processing.....	311224		12/11	125.760	126.303	126.776	121.345	123.282
Primary products.....		311224-P	12/11	108.541	110.307	110.195	106.867	110.822
Cottonseed cake, meal, hulls, and other byproducts.....		311224-B	06/85	568.580	578.960	636.285	687.638	685.570
Cottonseed cake and meal.....		311224-B1	12/11	113.655	117.351	133.879	149.249	148.055
Soybean oil.....		311224-3	12/79	247.970	250.483	245.765	241.389	260.057
Crude soybean oil, degummed, made from soybeans crushed in the same establishment.....		311224-31	05/88	193.101	193.114	188.823	190.071	195.099
Soybean oil, all other types.....		311224-32	12/03	322.977	327.659	321.961	312.888	344.095
Soybean cake, meal, and other byproducts.....		311224-4	12/79	136.504	140.515	142.046	134.660	136.920
Soybean cake and meal.....		311224-41	12/09	94.914	97.293	96.441	92.926	91.657
Other soybean products, including isolates and concentrates.....		311224-42	12/09	175.172	189.111	232.296	187.978	251.960
Cotton linters.....		311224-7	06/85	186.972	217.185	218.993	228.741	229.072
Other crude and refined vegetable oils and other vegetable mill products.....		311224-9	12/11	204.611	201.158	200.158	201.678	198.599
Other crude vegetable oils, including linseed, peanut, sunflower, safflower, etc.....		311224-91	01/99	395.360	389.331	387.434	391.751	388.334
Other vegetable oil mill products, including all oil seed cake and meal.....		311224-93	12/85	315.241	313.325	318.158	321.489	312.771
Secondary products and miscellaneous receipts.....		311224-SM						
Miscellaneous products.....		311224-M	12/11	123.590	127.037	131.444	131.294	126.635
Fats and oils refining and blending.....	311225		12/81	408.406	406.270	401.879	389.825	403.947
Primary products.....		311225-P	12/81	444.797	441.456	436.114	421.757	438.913
Shortening and cooking oils.....		311225-2	12/81	434.089	428.544	423.019	407.435	426.057
Margarine, butter blends, and butter substitutes.....		311225-4	02/04	149.939	155.840	155.000	155.000	—
Secondary products and miscellaneous receipts.....		311225-SM						
Secondary products.....		311225-S	02/04	156.450	159.833	159.833	158.443	—
Breakfast cereal manufacturing.....	31123		12/03	154.792	154.860	156.228	155.551	158.094

See footnotes at end of table.

Table 11. Producer price indexes for net output of selected industries and their products, not seasonally adjusted — Continued
 [November 2022]

Title ¹	Industry code	Product code	Index base	Unadjusted index ²				
				July 2022	Aug. 2022 ^P	Sept. 2022 ^P	Oct. 2022 ^P	Nov. 2022 ^P
Breakfast cereal manufacturing - Continued								
Breakfast cereal manufacturing.....	311230		12/83	257.472	257.586	259.861	258.734	262.964
Primary products.....		311230-P	12/83	267.593	267.664	267.675	267.675	272.388
Breakfast cereal.....		311230-1	12/83	266.219	266.290	266.301	266.301	270.990
Secondary products and miscellaneous receipts.....		311230-SM						
Sugar & confectionery product mfg.....	3113		12/84	237.114	239.581	242.294	244.101	246.269
Sugar mfg.....	31131		12/03	171.452	173.773	179.457	180.362	180.401
Beet sugar manufacturing.....	311313		06/82	172.001	172.467	187.386	187.376	184.600
Primary products.....		311313-P	06/82	175.749	176.235	191.804	191.793	188.896
Beet sugar.....		311313-0	06/82	178.693	179.187	195.017	195.005	192.060
Secondary products and miscellaneous receipts.....		311313-SM1						
Cane sugar manufacturing.....	311314		12/11	107.361	109.531	109.539	110.461	111.568
Primary products.....		311314-P	12/11	107.584	109.721	109.678	110.664	111.695
Raw cane sugar and sugarcane mill products and byproducts.....		311314-1	06/82	197.645	204.210	204.153	207.281	208.043
Refined granulated cane sugar and byproducts.....		311314-3	06/82	233.614	236.089	235.978	237.039	240.206
Secondary products and miscellaneous receipts.....		311314-SM						
Nonchocolate confectionery mfg.....	31134		12/03	171.807	173.796	173.892	174.735	176.234
Nonchocolate confectionery manufacturing.....	311340		12/03	171.755	173.743	173.839	174.683	176.181
Primary products.....		311340-P	12/03	172.926	175.129	175.240	175.860	177.378
Nonchocolate-type confectioneries, made and packaged for shipment.....		311340-1	06/83	262.785	267.573	267.573	268.921	271.667
Other confectionery-type products.....		311340-7	06/91	220.066	220.066	223.550	223.550	223.550
Secondary products and miscellaneous receipts.....		311340-SM						
Secondary products.....		311340-S	12/03	180.582	181.438	181.438	184.231	185.973
Chocolate and confectionery manufacturing.....	31135		12/11	120.337	121.305	121.801	123.072	124.852
Chocolate and confectionery mfg. from cacao.....	311351		12/11	130.212	132.186	135.093	137.839	139.438
Primary products.....		311351-P	12/11	128.817	131.005	133.257	136.302	138.075
Chocolate coatings, made from cacao beans.....		311351-1	12/11	143.626	145.287	146.724	152.948	154.687
Chocolate/chocolate-type confectionery products, made from cacao beans.....		311351-4	12/11	122.721	122.721	125.336	125.932	125.932
Other chocolate and cocoa products, made from cacao beans.....		311351-7	12/11	122.882	127.485	129.897	133.129	136.598
Secondary products and miscellaneous receipts.....		311351-SM1						
Confectionery mfg. from purchased chocolate.....	311352		12/11	116.133	116.674	116.118	116.763	118.628
Primary products.....		311352-P	12/11	116.416	116.969	116.294	117.054	119.118
Chocolate/confectionery products, made from purchased chocolate, not retailed...		311352-1	12/11	115.524	115.705	114.987	115.749	117.941
Chocolate/confectionery products, made from purchased chocolate, retailed.....		311352-2	12/11	132.092	138.684	138.693	139.442	139.442
Secondary products and miscellaneous receipts.....		311352-SM						
Miscellaneous receipts.....		311352-M	12/11	132.741	132.741	132.741	132.741	132.741
Fruit & vegetable preserving & specialty food mfg.....	3114		12/84	228.262	229.865	235.009	236.357	239.863
Frozen food manufacturing.....	31141		12/03	160.063	161.262	167.434	167.959	171.673
Frozen fruit and vegetable manufacturing.....	311411		06/81	295.899	299.368	312.327	316.495	326.429
Primary products.....		311411-P	06/81	262.107	265.538	279.637	279.914	286.637
Frozen fruits, juices, ades, drinks, and cocktails.....		311411-1	06/81	227.725	226.522	225.326	215.731	226.168
Frozen fruits.....		311411-11	12/90	298.292	299.387	296.592	270.750	265.481
Frozen vegetables.....		311411-4	06/81	284.184	289.333	309.216	312.880	318.597
Frozen vegetables, other than potato products.....		311411-47	12/11	137.076	137.648	139.472	141.729	143.933
Frozen potato products (French-fried, patties, puffs, etc.).....		311411-48	12/11	123.480	127.083	141.265	142.507	145.386
Secondary products and miscellaneous receipts.....		311411-SM						
Miscellaneous receipts.....		311411-M	06/97	440.921	440.921	420.335	477.974	527.379
Frozen specialty food manufacturing.....	311412		12/82	189.435	190.226	196.808	195.739	198.527
Primary products.....		311412-P	12/82	192.964	193.718	200.500	199.594	202.197
Frozen dinners (beef, pork, and poultry pies) and nationality foods, incl. frozen pizza.....		311412-1	12/82	174.494	175.278	181.684	180.666	183.502
Other frozen specialties, incl. all whipped topping, waffles, soups, etc., excluding seafood.....		311412-4	06/91	216.346	216.666	222.873	222.873	223.317
Secondary products and miscellaneous receipts.....		311412-SM						
Secondary products.....		311412-S	12/82	181.434	183.746	190.307	184.410	193.861
Fruit & vegetable canning, pickling & drying.....	31142		12/03	180.002	181.215	183.360	184.727	186.547
Fruit and vegetable canning.....	311421		06/81	262.970	265.913	269.631	271.569	276.104
Primary products.....		311421-P	06/81	264.569	266.647	270.493	272.508	277.061
Canned catsup and other tomato based sauces.....		311421-D	06/81	222.800	224.071	229.636	232.592	235.715
Canned jams, jellies, and preserves.....		311421-G	06/81	257.398	257.726	257.834	257.936	258.012
Canned and fresh fruit juices, nectars, and concentrates.....		311421-K	12/11	126.007	125.718	126.478	127.695	129.131
Pickles and other pickled products, including horseradish.....		311421-Q	06/81	327.598	327.822	327.822	330.051	332.013
Canned fruits, excluding baby foods.....		311421-1	06/81	317.173	315.083	316.127	318.148	318.202
Canned vegetables.....		311421-5	06/81	272.038	284.407	291.339	292.316	305.918

See footnotes at end of table.

Table 11. Producer price indexes for net output of selected industries and their products, not seasonally adjusted — Continued
 [November 2022]

Title ¹	Industry code	Product code	Index base	Unadjusted index ²				
				July 2022	Aug. 2022 ^P	Sept. 2022 ^P	Oct. 2022 ^P	Nov. 2022 ^P
Fruit and vegetable canning - Continued								
Secondary products and miscellaneous receipts.....		311421-SM						
Miscellaneous receipts.....		311421-M	06/81	154.180	153.315	155.362	157.884	162.879
Secondary products.....		311421-S	06/81	290.516	307.037	309.785	310.330	314.262
Specialty canning.....	311422		12/82	313.426	312.800	312.808	312.808	313.020
Primary products.....		311422-P	12/82	337.186	336.262	336.274	336.274	336.587
Canned baby foods and other canned specialty/nationality foods.....		311422-5	06/08	144.041	139.066	139.066	139.066	139.066
Canned soups and stews, excluding frozen and seafood.....		311422-6	12/82	456.111	456.111	456.111	456.111	456.111
Canned dry beans.....		311422-7	12/82	192.726	195.150	195.189	195.189	196.224
Secondary products and miscellaneous receipts.....		311422-SM						
Secondary products.....		311422-S	12/82	235.751	235.751	-	-	-
Dried and dehydrated food manufacturing.....	311423		12/82	271.012	272.195	278.457	284.116	283.763
Primary products.....		311423-P	12/82	282.316	283.453	290.927	297.486	296.315
Soup mixes (including dried/dehydrated/freeze-dried) and bouillon.....		311423-1	12/82	211.380	201.921	210.198	224.384	214.006
Dried and dehydrated fruits and vegetables, including freeze-dried.....		311423-5	12/82	270.684	276.183	283.038	286.868	289.551
Secondary products and miscellaneous receipts.....		311423-SM						
Dairy product mfg.....	3115		12/84	254.748	251.975	250.867	252.401	252.195
Dairy product (except frozen) mfg.....	31151		12/03	183.533	180.973	180.041	181.173	180.999
Fluid milk manufacturing.....	311511		12/82	302.788	302.174	298.022	300.620	303.084
Primary products.....		311511-P	12/82	283.461	282.372	277.855	279.431	281.709
Yogurt, except frozen.....		311511-A	12/82	174.114	174.876	174.931	185.045	176.112
Perishable dairy product substitutes.....		311511-D	12/91	155.554	155.554	155.554	155.767	155.767
Fluid milk and cream, bulk sales.....		311511-1	12/91	244.503	246.085	244.612	248.676	249.087
Fluid milk and related products, packaged (incl. cartons, bottles, cans, etc.) excl. U.H.T.....		311511-5	12/82	309.928	307.193	299.578	296.851	304.201
Whole fluid milk, packaged, excluding U.H.T. and flavored.....		311511-51	12/82	290.886	287.500	279.383	276.721	284.234
Fluid milk, lowfat, incl. 2.0, 1.0, and 0.5 percent packaged, excl. U.H.T. and flavored.....		311511-52	12/82	322.018	317.015	307.284	303.026	310.608
Fat free or skim milk, packaged, excluding U.H.T. and flavored.....		311511-53	12/82	325.486	319.699	307.650	301.121	309.850
Other fluid milk related products, incl. heavy & light cream, unflavored sour cream, etc.....		311511-59	06/98	254.046	258.589	259.464	261.883	266.319
Cottage cheese (including bakers', pot, and farmers' cheese).....		311511-7	12/82	315.481	315.807	315.160	313.911	318.707
Other packaged milk products incl. flavored milks, eggnog, buttermilk etc.....		311511-9	12/91	280.675	278.797	274.164	273.560	278.737
Secondary products and miscellaneous receipts.....		311511-SM						
Miscellaneous receipts.....		311511-M	12/82	451.216	454.321	449.855	460.269	463.325
Secondary products.....		311511-S	12/82	253.527	254.269	254.195	258.556	261.178
Creamery butter manufacturing.....	311512		06/84	210.008	211.877	225.912	227.083	206.690
Primary products.....		311512-P	06/84	206.759	208.599	222.418	223.570	203.493
Creamery butter.....		311512-0	06/84	206.759	208.599	222.418	223.570	203.493
Cheese manufacturing.....	311513		06/81	224.750	216.374	216.354	221.493	221.078
Primary products.....		311513-P	06/81	205.167	196.627	195.569	201.169	200.431
Raw liquid whey.....		311513-A	12/04	310.962	304.141	301.865	300.854	256.060
Natural cheese (cheddar, Swiss, Italian, brick, cream, grated, dried etc.) excl. cottage cheese.....		311513-1	06/81	191.725	184.372	183.066	187.911	187.614
Natural cheese, except lowfat, shipped in consumer packages or containers (3 lbs. or less).....		311513-1111	12/04	142.923	143.567	144.224	144.083	143.660
Natural cheese, except lowfat, shipped in packages or containers (more than 3 lbs.) or bulk.....		311513-1121	12/04	134.190	124.980	122.938	128.655	128.335
Lowfat natural cheese, except cottage cheese, shipped in consumer packages (3 lbs. or less).....		311513-1131	06/10	111.643	111.630	113.061	113.189	113.224
Lowfat natural cheese, except cottage cheese, shipped in packages (more than 3 lbs.) or in bulk.....		311513-1141	06/10	151.444	137.551	133.688	144.408	146.817
Process cheese and related products.....		311513-4	06/81	215.533	202.805	201.684	210.039	207.555
Process cheese, shipped in consumer packages or containers (3 lbs. or less)...		311513-41	06/10	139.521	132.163	133.422	138.779	135.686
All other process cheese and related products.....		311513-49	06/10	162.884	152.482	149.874	156.234	155.675
Process cheese, shipped in packages or containers (more than 3 lbs.) or in bulk.....		311513-4921	06/10	160.005	156.576	147.156	144.392	154.156
Cheese food, spread, and other related products.....		311513-4961	12/11	131.438	116.455	121.006	134.886	124.424
Secondary products and miscellaneous receipts.....		311513-SM						
Miscellaneous receipts.....		311513-M	06/81	252.571	253.486	252.671	256.640	258.298
Secondary products.....		311513-S	06/81	279.260	274.520	284.792	282.801	284.643
Dry, condensed, and evaporated dairy products.....	311514		12/83	240.763	239.924	237.497	230.237	230.725
Primary products.....		311514-P	12/83	267.352	264.966	259.259	246.879	247.058
Ice cream mixes and related products.....		311514-A	04/00	157.751	160.721	158.797	158.847	158.257
Dairy product substitutes.....		311514-D	06/92	178.484	178.454	178.403	178.397	185.733
Dry milk products and mixtures.....		311514-1	12/83	247.870	243.455	236.047	216.403	215.237
Milk products, shipped in consumer-type cans, excluding substitutes.....		311514-5	12/83	325.668	325.997	324.761	326.135	326.972
Concentrated milk products shipped in bulk (barrels, drums, and tanks).....		311514-7	12/83	200.934	206.372	192.033	189.956	181.081

See footnotes at end of table.

Table 11. Producer price indexes for net output of selected industries and their products, not seasonally adjusted — Continued
 [November 2022]

Title ¹	Industry code	Product code	Index base	Unadjusted index ²				
				July 2022	Aug. 2022 ^P	Sept. 2022 ^P	Oct. 2022 ^P	Nov. 2022 ^P
Dry, condensed, and evaporated dairy products - Continued								
Secondary products and miscellaneous receipts.....		311514-SM						
Secondary products.....		311514-S	12/83	148.154	150.415	154.670	158.443	159.435
Ice cream and frozen dessert mfg.....	31152		12/03	164.729	169.470	170.188	170.485	170.669
Ice cream and frozen dessert manufacturing.....	311520		06/83	264.685	272.303	273.457	273.933	274.229
Primary products.....		311520-P	06/83	266.869	274.570	275.935	276.500	276.899
Ice cream and frozen dessert manufacturing.....		311520-0	06/83	266.869	274.570	275.935	276.500	276.899
Ice cream, incl. custards (excl. lowfat and nonfat) shipped in bulk (containers 3 gal or more).....		311520-01	06/83	286.254	286.042	286.042	285.710	285.710
Ice cream, incl. custards (excl. lowfat and nonfat) shipped in sizes less than 3 gallons.....		311520-02	06/83	261.065	271.816	273.677	274.236	275.071
Ice cream, including custards (excluding lowfat and nonfat), novelty forms.....		311520-03	06/92	202.826	208.223	209.563	210.663	210.838
Ice cream, including custards, lowfat and nonfat.....		311520-04	12/98	155.028	158.802	158.802	158.802	158.802
Other frozen desserts (yogurt, sherbet, water ices, mellorine, frozen pudding, gelato, etc.).....		311520-05	12/98	201.473	204.813	205.424	205.424	205.340
Secondary products and miscellaneous receipts.....		311520-SM						
Miscellaneous receipts.....		311520-M	06/83	285.251	301.347	301.347	301.347	301.347
Animal slaughtering & processing.....	31161		12/84	238.264	236.559	229.184	220.743	223.075
Animal, except poultry, slaughtering.....	311611		12/80	236.246	234.779	229.117	223.015	227.115
Primary products.....		311611-P	12/80	231.763	230.265	224.258	217.960	222.285
Pork, fresh/frozen, unprocessed, all cuts, except sausage, made in slaughtering plants.....		311611-A	12/80	148.584	150.809	146.375	146.075	146.442
Pork, processed or cured, not canned or made into sausage, made in slaughtering plants.....		311611-G	12/80	211.190	214.949	261.082	256.496	248.138
Fresh and processed sausage, deli, and cooked meats, made in slaughtering plants.....		311611-J	12/80	327.242	326.781	328.022	326.174	333.776
Hides, skins, and pelts, made in slaughtering plants.....		311611-Q	12/80	99.216	97.990	98.782	102.517	96.599
Miscellaneous byproducts of slaughtering plants.....		311611-R	12/80	668.316	673.108	667.245	682.113	686.292
Beef, fresh or frozen, not canned or made into sausage, made in slaughtering plants.....		311611-1	12/80	249.343	245.373	234.560	223.727	230.298
Beef, fresh/frozen whole/half carcass, not canned or made into sausage, misp.....		311611-10	12/80	256.587	252.226	237.904	240.036	273.401
Beef, fresh/frozen variety meats, not canned or made into sausage, made in slaughtering plants.....		311611-16	12/80	253.020	250.734	257.862	257.972	270.472
Beef, fresh/frozen, primal and subprimal cuts, made in slaughtering plants.....		311611-17	12/95	222.475	218.875	208.651	197.820	202.024
Lamb/mutton, fresh or frozen, not canned or made into sausage, made in slaughtering plants.....		311611-7	12/95	201.587	199.439	197.571	197.571	300.648
Secondary products and miscellaneous receipts.....		311611-SM						
Miscellaneous receipts.....		311611-M	06/01	457.963	449.352	—	—	—
Secondary products.....		311611-S	12/80	200.502	203.759	209.810	210.272	206.788
Meat processed from carcasses.....	311612		12/82	227.356	233.590	233.777	233.437	231.587
Primary products.....		311612-P	12/82	221.071	227.416	227.495	227.155	225.182
Other processed, frozen, or cooked meats, made from purchased carcasses.....		311612-A	12/82	216.102	218.059	217.519	215.703	213.528
Boxed meat (beef, pork, lamb, etc.), made from purchased carcasses.....		311612-A1	06/08	127.176	129.047	131.721	135.599	133.807
Frozen ground meat patties and other processed, frozen, or cooked meats, mfpc.....		311612-A5	09/16	130.345	131.197	129.508	126.158	125.080
Pork, processed or cured, not canned or made into sausage, mfpc.....		311612-1	12/82	185.630	192.364	191.289	194.643	190.983
Pork, sweet-pickled, dry-cured, or dry salt, not canned or made into sausage, mfpc.....		311612-11	09/16	127.229	127.325	127.989	127.629	127.629
Smoked hams and picnics, excluding canned, made from purchased carcasses.....		311612-12	06/08	139.876	158.136	150.860	163.133	164.490
Smoked slab bacon, made from purchased carcasses.....		311612-13	09/16	171.129	173.631	172.363	165.498	161.237
Smoked sliced bacon, made from purchased carcasses.....		311612-14	06/08	194.596	191.838	193.605	191.971	180.176
Other smoked pork, not canned or made into sausage, made from purchased carcasses.....		311612-15	06/08	163.397	161.796	165.748	166.741	166.547
Boiled ham, barbecue pork, and other cooked pork, except canned meats and sausage, mfpc.....		311612-16	06/08	138.964	140.619	147.718	144.150	147.447
Sausage and similar products, excluding canned, made from purchased carcasses.....		311612-4	12/82	251.111	262.291	260.217	255.282	255.032
Fresh sausage (pork sausage, breakfast links, etc.), excluding canned, mfpc.....		311612-41	12/82	289.867	329.856	326.265	316.129	315.753
Dry or semidry sausage (salami, cervelat, pepperoni, summer sausage, pork roll, etc), mfpc.....		311612-42	12/82	245.337	247.838	246.088	240.076	239.142
Frankfurters, including wieners, excluding canned, made from purchased carcasses.....		311612-43	12/82	274.604	276.093	275.053	272.161	272.203
Other sausage (smoked or cooked) & jellied goods & similar preparations, excluding canned, mfpc.....		311612-44	12/82	213.770	216.962	215.134	215.319	216.013
Secondary products and miscellaneous receipts.....		311612-SM						
Secondary products.....		311612-S	12/82	241.345	244.959	247.412	247.085	247.893
Rendering and meat byproduct processing.....	311613		12/82	394.875	402.774	405.378	387.737	385.700
Primary products.....		311613-P	12/82	379.144	387.215	388.072	371.184	369.234
Lard, inedible tallow, and other greases, excluding wool grease.....		311613-2	12/82	542.307	540.426	542.359	551.673	565.044
Animal and marine feed and fertilizer byproducts.....		311613-5	12/82	275.684	286.063	286.448	262.926	256.081

See footnotes at end of table.

Table 11. Producer price indexes for net output of selected industries and their products, not seasonally adjusted — Continued
 [November 2022]

Title ¹	Industry code	Product code	Index base	Unadjusted index ²				
				July 2022	Aug. 2022 ^P	Sept. 2022 ^P	Oct. 2022 ^P	Nov. 2022 ^P
Rendering and meat byproduct processing - Continued								
Meat and bone meal.....		311613-51	12/82	241.276	244.617	223.285	197.633	204.174
Animal and marine feed and fertilizer byproducts, except meat and bone meal..		311613-52	12/82	328.951	347.352	370.515	347.757	326.458
Secondary products and miscellaneous receipts.....		311613-SM						
Poultry processing.....	311615		12/81	249.966	241.620	225.624	208.237	211.509
Primary products.....		311615-P	12/81	256.220	247.587	230.933	212.813	216.300
Processed poultry and small game (except soups), containing 20 percent or more poultry or meat.....		311615-D	12/81	223.611	215.831	183.404	160.611	179.521
Young chickens, including bulk, chilled, frozen, whole, and in parts.....		311615-1	12/81	268.426	255.428	245.728	225.329	217.348
Turkeys (including frozen, whole, and parts).....		311615-7	12/81	305.019	310.539	313.126	316.986	317.108
Other poultry and small game (including frozen), whole, and parts.....		311615-9	12/90	284.171	285.973	286.128	284.827	305.383
Secondary products and miscellaneous receipts.....		311615-SM						
Secondary products.....		311615-S	12/81	45.445	43.915	44.047	44.688	42.361
Seafood product preparation & packaging.....	3117		12/03	193.994	191.682	192.954	192.286	190.343
Seafood product preparation and packaging.....	31171		12/03	193.994	191.682	192.954	192.286	190.343
Seafood product preparation and packaging.....	311710		12/11	135.805	134.185	135.076	134.608	133.247
Primary products.....		311710-P	12/11	135.752	133.963	134.971	134.408	133.029
Seafood canning.....		311710-1	12/84	261.442	261.517	268.106	268.106	268.106
Fresh and frozen seafood processing.....		311710-2	12/82	317.135	312.248	313.670	312.137	308.379
Prepared fresh fish/seafood, inc. surimi/surimi-based products.....		311710-21	12/82	424.114	420.128	431.494	430.215	428.501
Prepared frozen fish.....		311710-22	12/82	335.783	337.433	338.337	333.380	332.951
Prepared frozen shellfish.....		311710-23	12/96	207.952	195.804	193.625	192.806	188.501
Other prepared fresh and frozen seafood.....		311710-24	12/96	172.101	174.812	175.015	179.951	171.686
Secondary products and miscellaneous receipts.....		311710-SM						
Miscellaneous receipts.....		311710-M	12/82	253.248	255.551	250.993	253.938	250.144
Bakeries & tortilla mfg.....	3118		12/03	175.353	177.804	180.453	181.548	183.960
Bread & bakery product mfg.....	31181		12/03	185.885	189.093	190.582	191.490	194.638
Retail bakeries.....	311811		12/03	214.097	217.808	218.200	220.676	220.676
Primary products.....		311811-P	12/99	234.673	238.573	239.013	241.787	241.787
Retail bakery products.....		311811-0	12/99	234.673	238.573	239.013	241.787	241.787
Secondary products and miscellaneous receipts.....		311811-SM						
Miscellaneous receipts.....		311811-M	06/07	233.884	233.884	233.884	233.884	233.884
Commercial bakeries.....	311812		06/80	415.736	424.200	428.597	430.244	439.164
Primary products.....		311812-P	06/80	408.838	418.217	422.556	423.046	433.210
Bread (white, wheat, rye, etc.), including frozen.....		311812-1	06/80	411.611	424.719	429.715	426.699	431.408
White pan bread.....		311812-15	12/11	130.768	136.627	138.493	137.374	138.273
White hearth bread (French, Italian, etc.).....		311812-16	12/11	135.670	139.115	140.485	139.973	141.518
Dark wheat breads (whole wheat, cracked wheat, multigrain, etc.).....		311812-17	12/11	128.318	132.949	133.711	132.522	133.359
Other variety breads (rye, unleavened, raisin, potato, self-rising, salt-free, canned, etc.).....		311812-18	12/11	120.797	121.415	123.155	122.516	125.574
Rolls, bread-type (including muffins, bagels, and croissants), including frozen.....		311812-5	06/80	380.188	387.434	393.625	393.643	417.894
Rolls, hamburger and wiener.....		311812-51	12/11	120.178	123.938	127.240	126.462	137.711
All other rolls, bread-type (incl. muffins, bagels, and croissants).....		311812-59	12/11	139.671	140.655	141.395	142.296	147.116
Soft cakes, excluding frozen.....		311812-7	06/80	468.840	473.303	474.578	475.473	471.280
Other sweet goods, excluding frozen.....		311812-9	06/80	413.336	415.541	415.100	430.383	434.270
Secondary products and miscellaneous receipts.....		311812-SM						
Miscellaneous receipts.....		311812-M	06/80	495.176	495.609	495.609	506.649	510.980
Secondary products.....		311812-S	06/80	399.112	397.488	408.327	418.367	412.700
Frozen cakes and other pastries manufacturing.....	311813		06/91	226.078	226.673	225.793	226.952	227.942
Primary products.....		311813-P	12/82	326.617	327.380	325.825	327.751	328.973
Frozen cakes, pies, and other pastries.....		311813-0	12/82	326.617	327.380	325.825	327.751	328.973
Secondary products and miscellaneous receipts.....		311813-SM						
Secondary products.....		311813-S	06/91	179.204	180.231	180.679	180.645	-
Cookie, cracker & pasta mfg.....	31182		12/03	161.033	161.409	165.225	166.118	166.992
Cookie and cracker manufacturing.....	311821		06/83	255.250	255.398	256.250	256.519	256.519
Primary products.....		311821-P	06/83	254.297	254.463	254.913	254.913	254.913
Crackers, biscuits, and related products.....		311821-2	06/83	251.596	251.596	251.596	251.596	251.596
Crackers, biscuits, and related products.....		311821-24	01/12	101.181	101.181	101.181	101.181	101.181
Cookies, wafers, and ice cream cones and cups (excluding frozen).....		311821-4	06/83	254.924	255.209	255.985	255.985	255.985
Secondary products and miscellaneous receipts.....		311821-SM						
Secondary products.....		311821-S	06/83	255.248	255.248	262.871	267.456	267.456
Dry pasta, dough, and flour mixes manufacturing from purchased flour.....	311824		06/85	247.105	248.023	257.817	260.055	262.444
Primary products.....		311824-P	12/11	130.437	131.095	136.398	138.387	138.302
Prepared flour mixes (incl refrigerated & frozen doughs & batters) made from purchased flour.....		311824-1	06/85	229.778	231.474	243.954	245.886	247.309

See footnotes at end of table.

Table 11. Producer price indexes for net output of selected industries and their products, not seasonally adjusted — Continued
 [November 2022]

Title ¹	Industry code	Product code	Index base	Unadjusted index ²				
				July 2022	Aug. 2022 ^P	Sept. 2022 ^P	Oct. 2022 ^P	Nov. 2022 ^P
Dry pasta, dough, and flour mixes manufacturing from purchased flour - Continued								
Flour mixes (refrigerated & frozen doughs & batters), ex cake mixes, made from purchased flour.....		311824-12	06/85	227.224	229.038	240.882	242.948	244.469
Dry macaroni, spaghetti and egg noodle products (excluding canned or frozen).....		311824-3	06/85	278.069	278.069	281.168	289.519	285.227
Secondary products and miscellaneous receipts.....		311824-SM						
Secondary products.....		311824-S	06/85	326.861	327.697	328.374	325.842	330.032
Tortilla mfg.....	31183		12/03	149.763	158.017	164.236	168.460	173.306
Tortilla manufacturing.....	311830		12/03	149.764	158.018	164.238	168.461	173.307
Primary products.....		311830-P	06/91	179.891	192.075	200.466	206.317	213.452
Tortillas, sold in bulk or packages, excluding frozen or canned.....		311830-0	06/91	179.891	192.075	200.466	206.317	213.452
Secondary products and miscellaneous receipts.....		311830-SM						
Miscellaneous receipts.....		311830-M	12/03	125.797	126.007	131.738	133.948	133.948
Secondary products.....		311830-S	12/03	171.865	171.765	173.791	174.987	175.067
Other food manufacturing.....	3119		12/03	173.910	174.375	176.428	181.699	183.356
Snack food mfg.....	31191		12/03	172.145	172.329	173.130	174.677	176.182
Roasted nuts and peanut butter manufacturing.....	311911		12/03	153.418	153.916	154.607	154.759	153.380
Primary products.....		311911-P	12/03	153.234	153.756	154.013	154.178	152.681
Nuts and seeds (salted, roasted, cooked, or blanched).....		311911-1	06/91	195.267	195.375	195.919	196.197	194.145
Nuts (salted, roasted, cooked, or blanched), sold in bulk.....		311911-11	06/91	167.847	167.118	167.966	165.610	163.613
Canned nuts (salted, roasted, cooked, or blanched).....		311911-12	06/91	153.206	153.197	152.073	153.833	158.788
All other packaged nuts, including all types of seeds (salted, roasted, cooked, or blanched).....		311911-13	06/91	258.348	259.691	261.609	263.739	254.113
Peanut butter.....		311911-4	12/85	228.103	232.629	231.551	231.338	230.083
Secondary products and miscellaneous receipts.....		311911-SM						
Secondary products.....		311911-S	06/91	147.606	147.761	157.792	157.700	158.410
Other snack food manufacturing.....	311919		06/91	227.005	227.029	228.095	230.935	234.693
Primary products.....		311919-P	12/85	257.494	257.524	258.853	262.392	267.075
Potato chips and sticks, plain and flavored.....		311919-1	12/85	238.204	238.204	241.225	247.759	252.166
Corn chips and related products.....		311919-4	12/85	259.397	259.397	259.713	262.291	270.565
Other chips, sticks (hard pretzels, bacon rinds, popcorn (except candied), etc.).....		311919-7	12/03	183.298	183.374	183.374	183.374	183.386
Secondary products and miscellaneous receipts.....		311919-SM						
Coffee & tea mfg.....	31192		12/03	164.825	167.709	173.936	175.997	176.777
Coffee and tea manufacturing.....	311920		06/81	230.474	234.508	243.217	246.099	247.190
Primary products.....		311920-P	06/81	216.216	220.330	229.212	232.151	233.264
Roasted coffee.....		311920-1	06/81	227.439	232.612	243.830	247.133	248.415
Coffee, concentrated, including coffee substitutes.....		311920-5	06/81	205.995	206.380	206.380	206.380	206.380
Tea in consumer packages.....		311920-7	12/85	160.755	160.755	160.755	162.755	163.361
Secondary products and miscellaneous receipts.....		311920-SM						
Miscellaneous receipts.....		311920-M	12/00	220.466	220.466	220.466	220.466	220.466
Flavoring syrup & concentrate mfg.....	31193		12/03	154.672	155.640	156.119	158.918	158.988
Flavoring syrup and concentrate manufacturing.....	311930		12/85	229.477	230.916	231.628	235.780	235.885
Primary products.....		311930-P	12/85	238.867	239.201	239.201	243.858	243.858
Liquid beverage bases, excluding use by soft drink bottlers.....		311930-1	12/85	298.121	304.533	304.533	304.533	304.533
Soft drink flavoring syrup, sold in bulk.....		311930-6	05/15	129.007	129.007	129.007	129.007	129.007
Other flavoring agents (except chocolate syrups).....		311930-8	12/85	156.018	156.018	156.018	159.585	159.585
Secondary products and miscellaneous receipts.....		311930-SM						
Secondary products.....		311930-S	06/07	160.563	—	—	—	—
Seasoning & dressing mfg.....	31194		12/03	180.266	180.912	184.621	185.255	185.928
Mayonnaise, dressing, and sauce manufacturing.....	311941		12/03	164.316	164.882	172.086	173.044	174.175
Primary products.....		311941-P	06/81	297.461	298.362	313.225	314.877	316.157
Vinegar and cider.....		311941-1	12/85	176.069	177.232	177.232	177.232	177.232
Prepared sauces, excluding tomato-based sauces and sauces comprised of 20 percent or more meat.....		311941-4	06/81	230.817	232.879	242.223	246.542	248.391
Mayonnaise, salad dressings, and sandwich spreads.....		311941-7	06/81	316.816	316.816	335.434	335.434	336.378
Spoon-type salad dressing incl. mayonnaise, sandwich spreads, refrigerated dressings, semisolid.....		311941-75	06/07	174.651	174.651	178.675	178.675	179.656
Pourable-type salad dressing (reduced calorie, cheese, vinegar and oil, etc.).....		311941-76	06/07	147.325	147.325	161.920	161.920	161.920
Secondary products and miscellaneous receipts.....		311941-SM						
Miscellaneous receipts.....		311941-M	06/94	147.282	147.282	147.282	147.282	147.282
Secondary products.....		311941-S	06/81	245.248	246.743	251.682	253.678	258.825
Spice and extract manufacturing.....	311942		12/03	189.693	190.396	190.529	190.822	191.016
Primary products.....		311942-P	12/03	191.894	192.417	192.563	192.807	192.968
Table salt (evaporated), pepper (white and black), and other spices.....		311942-1	06/85	260.299	263.270	262.753	263.221	264.136
Pepper and other spices in commercial sizes (1 lb or more).....		311942-16	05/17	107.495	108.980	110.346	109.846	111.074
Flavoring extracts, emulsions, liquid flavors, and food colorings.....		311942-6	12/85	355.638	355.638	355.638	355.638	355.638

See footnotes at end of table.

Table 11. Producer price indexes for net output of selected industries and their products, not seasonally adjusted — Continued
[November 2022]

Title ¹	Industry code	Product code	Index base	Unadjusted index ²				
				July 2022	Aug. 2022 ^P	Sept. 2022 ^P	Oct. 2022 ^P	Nov. 2022 ^P
Spice and extract manufacturing - Continued								
Dry mix food preparations.....		311942-7	06/91	160.100	160.100	160.794	161.267	161.267
Secondary products and miscellaneous receipts.....		311942-SM						
All other food mfg.	31199		12/03	184.287	183.528	184.371	201.291	205.138
Perishable prepared food manufacturing.....								
Primary products.....	311991		12/03	139.893	141.342	144.091	156.325	165.873
Perishable prepared foods.....		311991-P	12/85	199.590	201.163	204.968	223.782	238.342
Secondary products and miscellaneous receipts.....		311991-0	12/85	199.590	201.163	204.968	223.782	238.342
Miscellaneous receipts.....		311991-SM						
		311991-M	12/03	224.299	224.394	224.964	225.535	225.711
All other miscellaneous food manufacturing.....								
Primary products.....	311999		12/03	223.008	220.088	219.030	240.156	238.350
All other miscellaneous manufactured foods.....		311999-P	12/03	222.410	218.504	216.619	240.289	239.230
Secondary products and miscellaneous receipts.....		311999-0	12/03	222.410	218.504	216.619	240.289	239.230
		311999-SM						
Beverage & tobacco mfg.								
Beverage mfg.	312		12/03	181.833	186.066	187.819	188.575	190.781
Soft drink & ice mfg.	3121		12/84	216.839	222.509	224.980	226.397	228.103
Soft drink manufacturing.....	31211		12/03	163.750	171.655	175.111	175.561	175.598
Soft drink manufacturing.....								
Primary products.....	312111		06/81	270.278	285.130	291.249	291.731	291.745
Soft drinks, non-carbonated.....		312111-P	06/81	277.925	294.659	301.307	301.078	301.437
Soft drinks, non-carbonated, all other types.....		312111-A	12/00	162.968	182.637	188.921	189.648	189.403
Soft drinks, non-carbonated, fruit drinks, cocktails, ades.....		312111-A3	06/07	121.186	122.134	127.103	128.585	128.867
Soft drinks, bottled, canned, glass, plastic, carbonated.....		312111-A4	12/11	118.350	146.194	150.466	150.060	149.422
Secondary products and miscellaneous receipts.....		312111-2	12/11	148.379	153.548	156.185	155.734	156.100
Miscellaneous receipts.....		312111-SM						
Secondary products.....		312111-M	06/81	207.154	209.577	213.878	219.584	216.619
		312111-S	06/81	296.134	309.129	310.543	310.469	311.865
Bottled water manufacturing.....								
Primary products.....	312112		12/03	109.018	108.921	110.104	110.224	110.233
Bottled water.....		312112-P	12/03	107.508	107.429	108.642	108.767	108.776
Secondary products and miscellaneous receipts.....		312112-0	12/00	105.558	105.481	106.671	106.794	106.803
Miscellaneous receipts.....		312112-SM						
Secondary products.....		312112-M	12/03	114.266	114.266	114.457	114.457	114.457
		312112-S2	09/18	140.368	136.903	137.971	137.752	137.691
Ice manufacturing.....								
Primary products.....	312113		12/85	264.007	264.304	264.304	283.707	286.838
Ice, manufactured (cubed, crushed, etc.), including can or block.....		312113-P	12/85	252.928	253.221	253.221	272.360	275.449
Secondary products and miscellaneous receipts.....		312113-0	12/03	169.445	169.641	169.641	182.463	184.533
Miscellaneous receipts.....		312113-SM						
		312113-M	08/98	165.340	165.908	166.476	167.044	167.044
Breweries.....								
Breweries.....	31212		12/03	150.157	150.455	150.532	152.160	152.648
Breweries.....								
Primary products.....	312120		06/82	225.252	225.700	225.815	228.259	228.989
Canned beer and ale case goods.....		312120-P	06/82	223.382	223.837	223.921	226.981	227.694
Bottled beer and ale case goods.....		312120-1	06/82	234.201	234.376	234.129	236.843	237.715
Beer and ale in barrels and kegs.....		312120-5	06/82	194.130	194.827	195.137	198.829	199.472
All other malt beverages and brewing products.....		312120-7	06/82	309.038	310.077	310.618	311.491	311.491
Secondary products and miscellaneous receipts.....		312120-9	06/82	173.247	172.941	175.273	179.030	179.301
Miscellaneous receipts.....		312120-SM						
		312120-M	12/02	172.467	172.467	173.554	154.053	154.053
Wineries.....								
Wineries.....	31213		12/03	135.593	135.925	135.893	137.731	144.404
Wineries.....								
Primary products.....	312130		12/83	188.426	188.887	188.842	191.396	200.668
Wines, brandy, and brandy spirits.....		312130-P	12/83	192.907	193.411	193.664	196.452	206.575
Wines, white, red & rose grape, and other fruit, 14 percent or less alcohol.....		312130-0	12/98	137.747	138.106	138.287	140.278	147.506
Wines, white grape, 14 percent or less alcohol content.....		312130-08	12/11	112.166	112.156	112.359	114.596	114.597
Wines, red grape, 14 percent or less alcohol content.....		312130-0811	12/83	160.537	160.788	160.788	168.096	168.096
Wines, rose grape & other fruits & berries, 14 percent or less alcohol.....		312130-0821	12/83	218.009	217.414	217.414	217.410	217.414
Wines, dessert, effervescent, and wine coolers.....		312130-0831	12/11	139.285	140.100	142.935	142.935	-
Wines, effervescent, including sparkling (carbonated), wine coolers.....		312130-09	12/11	119.698	119.698	119.698	119.698	121.054
Other wines, brandy, and brandy spirits.....		312130-0921	12/11	121.133	121.133	121.133	121.133	122.826
Secondary products and miscellaneous receipts.....		312130-0B	06/06	132.184	133.826	133.826	133.826	165.660
Miscellaneous receipts.....		312130-SM						
		312130-M	12/91	155.669	155.669	152.009	152.009	152.009
Distilleries.....								
Distilleries.....	31214		12/03	108.004	108.644	109.322	109.675	109.675
Distilleries.....								
Primary products.....	312140		06/83	177.757	178.807	179.924	180.506	180.506
Distilled liquor, excluding brandy.....		312140-P	06/83	173.057	173.873	175.005	175.594	175.594
Distilled whiskey, all other distilled liquor, excluding brandy.....		312140-2	07/98	79.699	80.576	81.669	82.239	82.239
		312140-22	12/11	129.263	129.163	129.163	129.163	129.163

See footnotes at end of table.

Table 11. Producer price indexes for net output of selected industries and their products, not seasonally adjusted — Continued
 [November 2022]

Title ¹	Industry code	Product code	Index base	Unadjusted index ²				
				July 2022	Aug. 2022 ^P	Sept. 2022 ^P	Oct. 2022 ^P	Nov. 2022 ^P
Distilleries - Continued								
Bottled liquor, excluding brandy.....		312140-5	06/83	199.432	199.236	199.242	199.242	199.242
Bottled whiskey.....		312140-5B	06/12	103.769	101.919	101.922	101.922	101.922
Bottled gin, vodka, rum, cordials, cocktails, and similiar compounds.....		312140-5C	06/12	102.947	104.379	104.383	104.383	104.383
Secondary products and miscellaneous receipts.....		312140-SM						
Miscellaneous receipts.....		312140-M	08/83	172.689	183.324	183.324	183.324	183.324
Tobacco mfg.....	3122		12/84	969.749	987.508	993.908	993.937	1,012.865
Tobacco manufacturing.....	31223		12/82	1,061.717	1,081.159	1,088.166	1,088.198	1,108.921
Tobacco manufacturing.....	312230		12/11	176.916	180.156	181.324	181.329	184.782
Primary products.....		312230-P	12/11	181.442	184.839	186.064	186.069	189.691
Tobacco stemming and redrying.....		312230-0	06/84	115.771	115.677	115.677	115.857	118.942
Tobacco, unstemmed leaf, redried before packing.....		312230-01	12/03	118.106	117.969	117.969	118.319	124.353
Tobacco, stemmed.....		312230-04	06/84	105.109	105.065	105.065	105.065	105.065
Cigarettes, excluding electronic.....		312230-1	12/82	1,163.166	1,186.134	1,195.105	1,195.104	1,220.062
Other tobacco products.....		312230-9	12/03	219.039	222.445	222.927	222.927	225.250
Cigars.....		312230-91	12/82	613.250	613.250	613.250	613.250	613.250
Chewing and smoking tobacco.....		312230-94	12/82	903.778	921.043	921.060	921.060	932.836
Secondary products and miscellaneous receipts.....		312230-SM						
Textile mills.....	313		12/03	175.831	177.376	176.473	175.183	174.964
Fiber, yarn, and thread mills.....	3131		12/84	200.978	200.772	194.856	187.674	184.838
Fiber, yarn, and thread mills.....	31311		12/84	200.978	200.772	194.856	187.674	184.838
Fiber, yarn, and thread mills.....	313110		12/11	139.920	139.776	135.657	130.658	128.683
Primary products.....		313110-P	12/11	139.843	139.700	135.584	130.586	128.612
Spun yarns.....		313110-4	12/82	195.515	195.470	187.267	175.444	171.539
Spun cotton yarns.....		313110-42	05/22	102.057	102.057	98.680	91.819	88.564
Noncellulosic fiber and other natural fiber (excluding cotton and wool) spun yarns.....		313110-47	12/96	187.295	187.185	176.331	165.957	165.271
Textured and twisted yarns.....		313110-6	12/82	220.957	220.453	217.835	217.863	216.557
Fabric mills.....	3132		12/03	160.497	163.083	163.251	163.095	163.884
Broadwoven fabric mills.....	31321		12/03	157.393	158.321	158.721	158.228	157.828
Broadwoven fabric mills.....	313210		12/03	157.346	158.272	158.672	158.180	157.780
Primary products.....		313210-P	12/03	156.117	157.096	157.517	156.998	156.412
Fabricated textile products, made in weaving mills.....		313210-W	12/06	151.067	151.067	151.067	145.933	145.935
Cotton broadwoven fabrics.....		313210-4	09/21	112.416	114.734	116.456	114.660	113.350
Manmade, silk, and other natural fiber (excluding cotton and wool) broadwoven fabrics.....		313210-8	09/21	109.417	109.760	109.734	109.797	109.573
Greige manmade, silk, and other natural fiber (exc cotton/wool) broadwoven fabrics.....		313210-81	06/11	120.043	119.662	119.442	119.564	119.088
Finished manmade, silk, & natural fiber (exc cotton/wool) broadwoven, finished in weaving mills.....		313210-83	06/81	181.370	184.285	184.835	184.779	185.116
Secondary products and miscellaneous receipts.....		313210-SM						
Narrow fabric mills and schiffli embroidery.....	31322		06/84	235.145	236.485	239.509	241.570	241.558
Narrow fabric mills and schiffli embroidery.....	313220		06/84	238.383	239.732	242.806	244.908	244.896
Primary products.....		313220-P	06/84	240.033	240.952	244.467	247.183	247.171
Woven narrow fabrics (12 inches or less in width).....		313220-2	06/84	232.400	233.985	234.019	233.989	233.989
Braided narrow fabrics (12 inches or less in width).....		313220-4	06/84	343.829	343.829	358.348	369.721	369.674
Secondary products and miscellaneous receipts.....		313220-SM						
Secondary products.....		313220-S	06/84	271.661	281.548	281.839	281.855	281.805
Nonwoven fabric mills.....	31323		12/03	152.999	156.208	155.851	155.271	156.940
Nonwoven fabric mills.....	313230		12/85	182.709	186.543	186.117	185.423	187.416
Primary products.....		313230-P	12/85	187.963	192.410	191.929	191.148	193.203
Nonwoven fabrics.....		313230-1	12/85	193.208	195.140	194.907	193.963	196.254
Pressed, punched, or needled felts, excluding hats.....		313230-5	12/85	172.714	170.603	170.885	171.044	174.955
Secondary products and miscellaneous receipts.....		313230-SM						
Knit fabric mills.....	31324		12/03	158.030	162.036	162.830	164.553	164.173
Knit fabric mills.....	313240		12/11	132.900	136.271	136.938	138.388	138.068
Primary products.....		313240-P	12/11	129.198	132.862	133.359	134.989	134.630
Weft (circular) knit fabrics.....		313240-2	06/81	155.477	158.240	158.602	162.436	162.443
Weft (circular) knit fabrics, greige goods (excl uding hosiery).....		313240-21	06/81	160.388	164.312	164.312	164.312	164.312
Weft (circular) knit fabrics, knit and finished in the same establishment (excl hosiery).....		313240-23	12/94	153.503	155.719	156.288	162.290	162.301
Other knit fabrics and laces.....		313240-4	06/81	168.531	175.182	176.097	176.097	175.129
Warp knit fabrics, greige goods (excluding hosiery).....		313240-41	06/81	227.831	233.069	232.828	232.828	231.240
Warp knit fabrics, knit and finished in same establishment.....		313240-43	12/03	134.350	141.276	142.389	142.389	142.389

See footnotes at end of table.

Table 11. Producer price indexes for net output of selected industries and their products, not seasonally adjusted — Continued
 [November 2022]

Title ¹	Industry code	Product code	Index base	Unadjusted index ²				
				July 2022	Aug. 2022 ^P	Sept. 2022 ^P	Oct. 2022 ^P	Nov. 2022 ^P
Knit fabric mills - Continued								
Secondary products and miscellaneous receipts.....		313240-SM1						
Textile and fabric finishing mills.....	3133		12/03	193.104	193.937	194.785	195.809	195.560
Textile and fabric finishing mills.....	31331		12/03	197.852	199.030	200.177	201.240	200.798
Textile and fabric finishing mills.....	313310		12/11	156.163	157.093	157.998	158.837	158.488
Primary products.....		313310-P	12/11	158.063	159.054	160.018	160.911	160.540
Textile and fabric finishing, except broadwoven.....		313310-B	12/03	168.281	174.146	180.576	184.974	184.388
Finished broadwoven fabrics, finished in finishing mills.....		313310-4	12/03	221.252	219.104	216.480	215.197	214.817
Commission finishing of cotton broadwoven fabrics.....		313310-43	06/84	294.012	294.429	294.814	295.320	295.320
Other finished broadwoven fabrics (excl. cotton and wool), finished in finishing mills.....		313310-45	06/84	350.658	344.427	336.954	333.217	332.197
Other commission finishing of broadwoven fabrics (excl. cotton & wool).....		313310-47	06/84	283.453	284.126	284.749	284.967	284.967
Secondary products and miscellaneous receipts.....		313310-SM						
Fabric coating mills.....	31332		12/03	189.142	189.153	189.293	190.267	190.487
Fabric coating mills.....	313320		06/85	267.093	267.108	267.306	268.681	268.993
Primary products.....		313320-P	06/85	260.391	260.406	260.617	262.066	262.427
Vinyl coated fabrics, including expanded vinyl coated.....		313320-1	06/85	261.238	263.263	263.133	265.230	263.828
Rubber coated fabrics, garment and footwear.....		313320-4	12/03	205.195	206.050	206.051	208.782	208.782
Coated or laminated fabrics and coated yarns, incl. impregnated fabrics.....		313320-5	06/06	154.160	153.546	153.780	154.244	154.938
Secondary products and miscellaneous receipts.....		313320-SM						
Secondary products.....		313320-S	06/85	208.541	208.541	208.404	208.437	206.573
Textile product mills.....	314		12/03	154.089	155.346	155.748	156.017	157.108
Textile furnishings mills.....	3141		12/03	150.101	150.942	151.369	151.900	152.721
Carpet and rug mills.....	31411		12/84	184.433	186.701	187.221	187.221	188.683
Carpet and rug mills.....	314110		06/90	168.795	170.871	171.348	171.348	172.683
Primary products.....		314110-P	06/90	170.482	172.613	173.102	173.102	174.194
Carpet and rugs.....		314110-0	06/90	170.482	172.613	173.102	173.102	174.194
Secondary products and miscellaneous receipts.....		314110-SM						
Curtain and linen mills.....	31412		12/03	154.229	152.973	153.420	155.083	155.153
Curtain and linen mills.....	314120		06/83	180.425	178.957	179.480	181.425	181.506
Primary products.....		314120-P	06/83	178.674	176.988	177.555	179.644	179.644
Curtains and draperies, made from purchased materials.....		314120-1	06/84	210.335	210.335	210.335	221.354	221.354
Other household textile products, made from purchased materials.....		314120-8	06/83	178.387	176.220	176.949	176.949	176.949
Bedspreads, made from purchased materials.....		314120-83	06/83	152.318	152.318	152.318	152.318	152.318
Other household furnishings, made from purchased materials.....		314120-89	06/83	163.785	161.356	162.173	162.173	162.173
Secondary products and miscellaneous receipts.....		314120-SM						
Miscellaneous receipts.....		314120-M	06/83	190.469	190.469	190.469	190.469	190.469
Secondary products.....		314120-S	06/83	240.219	240.219	241.478	246.874	250.381
Other textile product mills.....	3149		12/03	157.399	159.197	159.562	159.474	160.914
Textile bag and canvas mills.....	31491		12/03	165.181	165.272	165.281	165.284	165.320
Textile bag and canvas mills.....	314910		12/11	137.835	137.912	137.919	137.921	137.951
Primary products.....		314910-P	12/11	139.374	139.458	139.470	139.473	139.473
Textile bags.....		314910-1	12/85	203.678	203.678	203.678	203.678	-
Canvas and related products.....		314910-5	12/85	360.831	361.091	361.130	361.139	361.139
Secondary products and miscellaneous receipts.....		314910-SM						
Miscellaneous receipts.....		314910-M	12/11	115.661	115.661	115.661	115.661	115.661
Secondary products.....		314910-S	12/11	159.821	159.934	159.842	159.842	160.611
All other textile product mills.....	31499		12/03	152.632	155.188	155.711	155.583	157.646
Rope, twine, tire cord, and tire fabric mills.....	314994		12/11	120.434	122.155	122.313	121.101	118.388
Primary products.....		314994-P	12/11	119.012	120.542	120.620	119.244	116.373
Rope, cordage, and twine.....		314994-4	06/85	280.776	280.362	280.860	277.884	276.503
Tire cord and tire fabrics.....		314994-7	06/84	163.024	166.490	166.490	164.513	158.743
Secondary products and miscellaneous receipts.....		314994-SM						
Miscellaneous receipts.....		314994-M	12/11	133.535	137.767	138.995	140.079	139.656
All other miscellaneous textile product mills.....	314999		12/03	144.391	146.930	147.528	147.858	151.566
Primary products.....		314999-P	12/03	143.741	146.592	147.136	147.532	151.158
Embroideries (excluding Schiffl machine products) and embroidery contractors.....		314999-6	12/11	124.326	125.579	126.178	126.178	127.190
Trimings and findings, excluding automobile and apparel.....		314999-7	12/03	197.369	199.376	199.376	199.376	199.376
All other miscellaneous fabricated textile products.....		314999-8	12/03	139.916	143.290	143.675	144.204	148.786
Secondary products and miscellaneous receipts.....		314999-SM						
Miscellaneous receipts.....		314999-M	12/03	165.307	165.820	165.927	165.927	173.945
Secondary products.....		314999-S	12/03	133.765	135.129	136.585	136.585	137.670
Apparel manufacturing.....	315		12/03	124.001	124.089	124.774	124.758	125.485

See footnotes at end of table.

Table 11. Producer price indexes for net output of selected industries and their products, not seasonally adjusted — Continued
 [November 2022]

Title ¹	Industry code	Product code	Index base	Unadjusted index ²				
				July 2022	Aug. 2022 ^P	Sept. 2022 ^P	Oct. 2022 ^P	Nov. 2022 ^P
Apparel manufacturing - Continued								
Apparel knitting mills.....	3151		12/84	137.885	137.885	137.885	137.886	137.886
Hosiery and sock mills.....	31511		12/84	143.486	143.487	143.487	143.488	143.488
Hosiery and sock mills.....	315110		12/10	120.812	120.813	120.813	120.813	120.813
Primary products.....		315110-P	12/10	116.150	116.151	116.151	116.152	116.152
Hosiery and socks.....		315110-0	05/20	106.936	106.937	106.937	106.937	106.937
Other apparel knitting mills.....	31519		12/06	118.625	118.625	118.625	118.625	118.625
Other apparel knitting mills.....	315190		12/11	108.220	108.220	108.220	108.220	108.220
Primary products.....		315190-P	12/11	111.992	111.992	111.992	111.992	111.992
Secondary products and miscellaneous receipts.....		315190-SM						
Cut and sew apparel manufacturing.....	3152		12/03	121.458	121.500	121.939	121.905	122.846
Cut and sew apparel contractors.....	31521		12/03	117.148	117.148	117.148	117.359	120.860
Cut and sew apparel contractors.....	315210		12/11	111.731	111.731	111.731	111.933	115.272
Primary products.....		315210-P	12/11	111.646	111.646	111.646	111.857	115.352
Contract receipts for women's, girls', and infants' apparel.....		315210-2	12/03	111.391	111.391	111.391	111.391	-
Contract receipts for men's and boys' (including unisex) apparel.....		315210-4	12/03	132.461	132.461	132.461	133.059	142.997
Contract receipts for men's and boys' pants, work apparel, and other outerwear.....		315210-48	06/07	112.800	112.800	112.800	113.802	123.826
Secondary products and miscellaneous receipts.....		315210-SM						
Men's and boys' cut and sew apparel mfg.....	31522		12/03	145.589	145.636	145.845	145.862	146.547
Men's and boys' cut and sew apparel manufacturing.....	315220		12/11	132.258	132.301	132.491	132.506	133.130
Primary products.....		315220-P	12/11	134.356	134.411	134.625	134.625	135.401
Men's and boys' work clothing.....		315220-C	12/81	172.931	173.307	175.399	175.399	175.399
Men's and boys' work clothing and washable service apparel (excl. work shirts and jeans), mfgm.....		315220-C3	12/81	176.260	176.734	179.010	179.010	179.010
Men's and boys' other outerwear.....		315220-E	12/83	214.228	214.228	213.596	213.596	218.236
Men's and boys' nontailored coats, jackets, and vests (excl. ski apparel & work jackets), mfgm.....		315220-E1	12/83	243.498	243.498	242.606	242.606	249.157
Men's and boys' heavyweight nontailored coats, jackets, and vests (excl. ski apparel & work).....		315220-E11	06/07	176.107	176.107	176.983	176.983	178.200
Men's and boys' lightweight nontailored coats, jackets, and vests (excl. ski apparel & work).....		315220-E12	06/07	181.572	181.572	179.489	179.489	187.654
Men's and boys' nightwear, robes, and underwear, made from purchased fabrics.....		315220-1	12/03	165.532	165.532	165.532	165.532	165.532
Men's and boys' shirts, except work shirts.....		315220-6	06/83	185.151	185.151	185.151	185.151	185.151
Men's and boys' knit dress and sport shirts, made from purchased fabrics.....		315220-61	06/83	160.964	160.964	160.964	160.964	160.964
Men's and boys' woven dress and sport shirts, made from purchased fabrics.....		315220-63	06/83	190.232	190.232	-	-	-
Secondary products and miscellaneous receipts.....		315220-SM						
Secondary products.....		315220-S	12/11	121.490	121.490	121.789	121.986	122.194
Women's & girls' cut & sew apparel mfg.....	31524		12/03	111.537	111.605	112.384	112.244	112.207
Women's, girls', and infants' cut and sew apparel manufacturing.....	315240		12/11	109.073	109.140	109.902	109.766	109.730
Primary products.....		315240-P	12/11	107.129	107.219	107.283	107.077	107.028
Women's and girls' lingerie and nightwear.....		315240-1	12/03	118.337	118.337	118.337	118.337	118.337
Women's and girls' underwear, excluding foundation garments, made from purchased fabrics.....		315240-11	12/03	118.942	118.942	118.942	118.942	118.942
Women's and girls' nightwear, excluding robes and dressing gowns, made from purchased fabrics.....		315240-13	12/03	119.542	119.542	119.542	119.542	119.542
Women's and girls' blouses and shirts.....		315240-2	06/83	175.371	175.371	175.371	175.371	175.371
Women's and girls' knit shirts and blouses, made from purchased fabrics.....		315240-21	06/93	140.637	140.637	140.637	140.637	140.637
Women's and girls' woven shirts and blouses, made from purchased fabrics.....		315240-23	06/83	202.728	202.728	202.728	202.728	202.728
Women's and girls' dresses, made from purchased fabrics.....		315240-3	12/80	132.216	132.216	132.216	132.216	132.216
Women's and girls' suits, coats, and skirts.....		315240-4	12/82	134.216	134.216	134.216	128.013	128.013
Women's and girls' skirts, made from purchased fabrics.....		315240-46	12/82	139.444	139.444	139.444	131.702	131.702
Women's and girls' other outerwear.....		315240-8	06/83	108.503	108.863	109.116	109.116	108.920
Women's and girls' shorts, including tennis skirts, made from purchased fabrics.....		315240-84	06/93	120.180	120.180	120.180	120.180	120.180
Women's and girls' slacks, jeans, & jean-cut casual slacks (exc. sweatpants), mfgm.....		315240-86	06/83	67.231	67.231	67.231	67.231	67.231
Women's and girls' swimwear, made from purchased fabrics.....		315240-8A	12/83	162.470	164.446	165.832	165.832	164.754
Women's and girls' nontailored coats, jackets, vests, and washable service apparel, mfgm.....		315240-8T	06/07	88.537	88.537	88.537	88.537	88.537
Secondary products and miscellaneous receipts.....		315240-SM						
Secondary products.....		315240-S	12/11	106.399	106.401	116.022	116.240	116.240
Other cut and sew apparel manufacturing.....	31528		12/03	153.796	153.796	153.796	153.652	153.939
Other cut and sew apparel manufacturing.....	315280		12/03	151.274	151.274	151.274	151.132	151.414
Primary products.....		315280-P	12/03	154.135	154.135	154.135	153.961	154.305
Fur and leather apparel, made from purchased materials.....		315280-2	12/03	197.986	197.986	197.986	197.986	201.366

See footnotes at end of table.

Table 11. Producer price indexes for net output of selected industries and their products, not seasonally adjusted — Continued
 [November 2022]

Title ¹	Industry code	Product code	Index base	Unadjusted index ²				
				July 2022	Aug. 2022 ^P	Sept. 2022 ^P	Oct. 2022 ^P	Nov. 2022 ^P
Other cut and sew apparel manufacturing - Continued								
All other cut and sew apparel, made from purchased materials.....		315280-6	12/03	152.392	152.392	152.392	152.194	152.194
Team sport uniforms, men's and boys', made from purchased fabrics.....		315280-65	12/06	150.880	150.880	150.880	149.730	149.730
Vestments and costumes, made from purchased materials.....		315280-69	12/03	141.364	141.364	141.364	141.364	141.364
Secondary products and miscellaneous receipts.....		315280-SM						
Secondary products.....		315280-S	12/03	105.752	105.752	105.752	105.752	105.835
Accessories and other apparel manufacturing.....	3159		12/03	152.662	153.308	157.374	157.503	157.503
Accessories and other apparel manufacturing.....	31599		12/03	152.659	153.305	157.371	157.500	157.500
Accessories and other apparel manufacturing.....	315990		12/11	137.324	137.905	141.567	141.683	141.683
Primary products.....		315990-P	12/11	135.384	136.165	136.428	136.584	136.584
All other accessories and apparel.....		315990-B	12/03	135.821	137.193	137.193	137.193	137.193
Leather belts, made from purchased materials.....		315990-BC	06/85	173.027	173.027	173.027	173.027	173.027
All other apparel accessories, made from purchased materials.....		315990-BE	12/11	134.970	136.635	136.635	136.635	136.635
Hats, caps, and millinery products.....		315990-4	12/90	253.072	253.072	254.792	254.792	254.792
Men's and boys' fabric, straw, and felt hats, made from purchased materials.....		315990-41	12/90	277.937	277.937	277.937	277.937	277.937
Women's, girls', and infants' fabric, straw, and felt hats, made from purchased materials.....		315990-43	12/90	159.903	159.903	159.903	159.903	159.903
Hat bodies and fabric caps, made from purchased materials.....		315990-45	12/90	253.140	253.140	256.523	256.523	256.523
Gloves and mittens, made from purchased materials.....		315990-7	12/03	176.490	178.370	178.370	179.788	179.788
Secondary products and miscellaneous receipts.....		315990-SM						
Miscellaneous receipts.....		315990-M	12/11	143.266	143.266	157.917	157.917	157.917
Secondary products.....		315990-S	12/11	135.966	135.966	135.966	135.981	135.981
Leather and allied product manufacturing.....	316		12/84	195.320	195.713	197.998	198.178	197.832
Leather and hide tanning and finishing.....	3161		06/81	207.080	205.572	205.878	204.386	202.488
Leather and hide tanning and finishing.....	31611		06/81	207.080	205.572	205.878	204.386	202.488
Leather and hide tanning and finishing.....	316110		06/81	206.933	205.425	205.732	204.240	202.342
Primary products.....		316110-P	06/81	203.148	201.614	201.925	200.408	198.477
Finished and unfinished leather.....		316110-1	12/97	111.887	110.778	110.919	109.927	108.666
Tanning or finishing leather owned by others, and furs, dressed and dyed or bleached.....		316110-2	06/11	129.107	129.772	130.158	130.158	130.158
Contract and commission receipts for tanning or finishing leather owned by others.....		316110-21	06/81	203.940	204.991	205.601	205.601	205.601
Secondary products and miscellaneous receipts.....		316110-SM						
Footwear manufacturing.....	3162		12/03	150.015	151.220	155.144	155.915	155.946
Footwear manufacturing.....	31621		12/03	150.015	151.220	155.144	155.915	155.946
Footwear manufacturing.....	316210		12/11	132.606	133.672	137.140	137.822	137.849
Primary products.....		316210-P	12/11	131.140	132.286	135.927	136.663	136.692
Rubber and plastics footwear, including athletic footwear.....		316210-1	12/80	164.146	164.202	164.202	164.202	164.202
Men's footwear (size 6 and larger), excluding athletic.....		316210-2	12/93	185.946	188.791	198.911	200.569	200.602
Women's footwear (size 4 and larger), excluding athletic.....		316210-5	12/93	145.207	145.783	145.783	146.500	146.588
Secondary products and miscellaneous receipts.....		316210-SM						
Miscellaneous receipts.....		316210-M	12/11	159.090	159.339	163.742	163.742	163.742
Other leather product manufacturing.....	3169		12/03	149.053	149.153	149.153	149.320	149.444
Other leather product manufacturing.....	31699		12/03	149.053	149.153	149.153	149.320	149.444
Women's handbag and purse manufacturing.....	316992		06/82	192.748	192.748	192.748	193.006	193.006
Primary products.....		316992-P	06/82	181.379	181.379	181.379	181.650	181.650
Women's and children's handbags and purses.....		316992-0	06/06	132.616	132.616	132.616	132.814	132.814
Secondary and miscellaneous receipts.....		316992-SM						
All other leather and allied good mfg.....	316998		12/11	132.699	132.809	132.809	132.951	133.088
Primary products.....		316998-P	12/11	128.972	129.117	129.117	129.302	129.482
Luggage (including suitcases, travel bags, backpacks, and other types).....		316998-1	12/84	157.819	157.819	157.819	157.819	157.819
Personal leather goods (excluding women's handbags and purses).....		316998-2	06/82	202.682	202.682	202.682	202.682	202.682
Boot and shoe cut stock and findings.....		316998-4	12/06	130.462	131.907	131.907	133.762	133.762
All other miscellaneous leather goods.....		316998-5	12/03	168.737	168.737	168.737	168.737	169.259
Secondary products and miscellaneous receipts.....		316998-SM						
Miscellaneous receipts.....		316998-M	12/11	150.425	150.425	150.425	150.425	150.425
Wood product manufacturing.....	321		12/03	204.329	204.025	199.468	195.442	192.916
Sawmills and wood preservation.....	3211		12/03	174.044	168.105	161.371	156.259	153.633
Sawmills and wood preservation.....	32111		12/03	174.044	168.105	161.371	156.259	153.633
Sawmills.....	321113		12/80	251.761	240.509	229.519	220.557	216.067
Primary products.....		321113-P	12/03	170.461	163.014	154.603	147.998	145.055
Hardwood lumber, made in sawmills.....		321113-1	12/03	142.231	131.099	122.819	108.910	98.644
Softwood lumber, made in sawmills.....		321113-3	12/03	174.146	166.957	157.298	152.008	151.186

See footnotes at end of table.

Table 11. Producer price indexes for net output of selected industries and their products, not seasonally adjusted — Continued
 [November 2022]

Title ¹	Industry code	Product code	Index base	Unadjusted index ²				
				July 2022	Aug. 2022 ^P	Sept. 2022 ^P	Oct. 2022 ^P	Nov. 2022 ^P
Sawmills - Continued								
Softwood dressed lumber, less than 2 inches in nominal thickness, not edge worked.....		321113-32	06/12	194.412	179.653	173.776	178.061	182.457
Softwood dressed 2-inch lumber, 2 inches in nominal thickness only, not edge worked.....		321113-33	06/12	203.329	190.803	175.070	165.609	163.479
Softwood dressed lumber and timbers, more than 2 inches in nominal thickness, not edge worked.....		321113-34	06/12	158.017	173.098	162.139	149.792	151.904
Wood chips, excluding field chips.....		321113-5	12/80	146.338	145.247	144.554	144.664	143.485
Wood ties, siding, shingles, and shakes, and contract sawing of logs owned by others.....		321113-7	12/03	163.720	164.070	167.993	168.263	168.108
Secondary products and miscellaneous receipts.....		321113-SM						
Wood preservation.....	321114		06/85	285.172	289.891	285.505	285.566	285.111
Primary products.....		321114-P	06/85	275.602	280.694	276.143	276.207	276.737
Wood poles, piles, and posts owned and treated by the same establishment.....		321114-1	06/85	394.085	395.023	404.423	403.232	406.094
Other wood products owned and treated by the same establishment.....		321114-5	06/85	244.987	251.885	242.713	243.255	243.335
Receipts for treating wood owned by others w/ arsenical chemicals, creosote, & other chemicals.....		321114-9	06/85	222.832	223.417	222.944	222.248	221.123
Secondary products and miscellaneous receipts.....		321114-SM						
Plywood and engineered wood product mfg.....	3212		12/03	211.344	213.342	207.050	201.736	198.167
Plywood and engineered wood product mfg.....	32121		12/03	211.344	213.342	207.050	201.736	198.167
Hardwood veneer and plywood manufacturing.....	321211		06/85	220.413	229.824	230.871	236.388	231.889
Primary products.....		321211-P	06/85	232.161	241.213	242.434	248.752	243.994
Hardwood veneer, including veneer backed with paper, cloth, or other flexible material.....		321211-1	12/03	136.616	137.574	140.858	141.241	141.789
Hardwood plywood.....		321211-4	12/12	164.238	168.090	166.114	175.167	168.908
Hardwood veneered panels, including two-ply veneers.....		321211-7	06/85	206.822	240.028	244.951	241.773	239.050
Secondary products and miscellaneous receipts.....		321211-SM						
Softwood veneer and plywood manufacturing.....	321212		12/80	306.486	299.007	297.941	283.275	271.973
Primary products.....		321212-P	12/80	328.546	315.797	314.459	296.045	281.663
Softwood veneer, incl. veneer backed w/ paper, cloth, or other flexible material.....		321212-1	12/80	271.958	255.733	240.101	224.575	210.029
Softwood plywood products: rough, sanded, and specialties.....		321212-4	12/11	217.974	210.829	213.303	201.152	192.222
Secondary products and miscellaneous receipts.....		321212-SM						
Secondary products.....		321212-S	12/80	249.995	264.914	264.914	264.914	265.766
Engineered wood member manufacturing.....	321213		12/03	289.795	287.800	286.869	286.708	277.137
Primary products.....		321213-P	12/03	287.364	285.236	284.242	284.070	273.855
Engineered wood members (excluding trusses).....		321213-0	12/06	242.427	240.631	239.793	239.648	231.030
Laminated veneer lumber.....		321213-01	12/03	272.179	273.459	273.435	273.040	273.040
Other engineered structural wood members, excluding trusses & laminated veneer lumber.....		321213-02	12/03	308.180	302.735	300.788	300.826	280.587
Secondary products and miscellaneous receipts.....		321213-SM						
Truss manufacturing.....	321214		12/03	338.162	327.088	316.401	307.253	303.628
Primary products.....		321214-P	12/03	360.739	348.194	335.399	325.744	321.670
Wood trusses.....		321214-0	12/03	360.739	348.194	335.399	325.744	321.670
Secondary products and miscellaneous receipts.....		321214-SM						
Reconstituted wood product manufacturing.....	321219		06/91	316.289	334.316	314.671	305.491	304.165
Primary products.....		321219-P	06/91	317.083	335.344	315.441	306.154	304.804
Hardboard products.....		321219-B	12/11	179.531	179.531	179.531	185.619	185.619
Particleboard made from particleboard produced at the same location.....		321219-1	12/82	401.300	397.281	402.759	395.518	393.155
Secondary products and miscellaneous receipts.....		321219-SM						
Other wood product manufacturing.....	3219		12/03	212.114	213.588	210.906	208.094	206.213
Millwork.....	32191		12/03	201.923	204.952	201.142	200.431	198.481
Wood window and door manufacturing.....	321911		12/03	194.717	204.081	201.640	202.944	202.522
Primary products.....		321911-P	12/03	191.361	200.917	198.737	200.096	199.696
Wood window units.....		321911-1	06/83	335.529	359.830	359.830	359.830	359.830
Double hung wood window units.....		321911-11	06/13	160.299	160.299	160.299	160.299	160.299
Casement wood window units.....		321911-12	06/13	160.900	176.415	176.415	176.415	176.415
All other wood window units, including horizontal sliding, awning and single hung.....		321911-13	06/13	126.259	151.009	151.009	151.009	151.009
Wood sash, excluding sash shipped in window units.....		321911-3	06/83	331.244	362.135	362.135	362.135	362.135
Wood window & door frames, incl. door frames in door units, excl. window frames in window units.....		321911-5	06/83	279.392	289.368	266.883	266.883	261.592
Wood panel, flush, & molded face doors, interior & exterior, incl. doors with glazed sections.....		321911-7	06/83	330.380	331.622	332.774	342.959	343.393
Other wood doors, incl. garage, patio, bifold, cabinet, screen, storm and louver.....		321911-9	06/83	292.589	314.863	315.095	314.026	314.616
Secondary products and miscellaneous receipts.....		321911-SM						
Secondary products.....		321911-S	12/03	189.113	201.139	192.942	194.106	192.996
Cut stock, resawing lumber, and planing.....	321912		12/03	212.556	210.015	205.426	201.508	196.546

See footnotes at end of table.

Table 11. Producer price indexes for net output of selected industries and their products, not seasonally adjusted — Continued
 [November 2022]

Title ¹	Industry code	Product code	Index base	Unadjusted index ²				
				July 2022	Aug. 2022 ^P	Sept. 2022 ^P	Oct. 2022 ^P	Nov. 2022 ^P
Cut stock, resawing lumber, and planing - Continued								
Primary products.....		321912-P	12/03	208.520	204.722	198.358	193.487	187.319
Softwood lumber, made from purchased lumber.....		321912-3	12/03	265.059	259.719	253.310	249.319	243.330
Hardwood cut stock and dimension.....		321912-6	06/84	314.019	301.240	286.553	272.910	272.910
Softwood cut stock and dimension.....		321912-8	12/80	259.872	261.673	247.442	240.221	235.893
Sawn wood fence stock, wood lath, and contract resawing and planing.....		321912-9	12/03	213.544	213.544	213.544	213.544	213.544
Secondary products and miscellaneous receipts.....		321912-SM						
Other millwork, including flooring.....	321918		12/03	197.215	196.531	191.401	191.435	190.823
Primary products.....		321918-P	12/03	194.150	193.294	189.487	189.015	188.189
Wood moldings.....		321918-2	06/83	380.272	380.340	380.545	380.545	380.545
Other wood millwork products, including stairwork, exterior millwork, and softwood flooring.....		321918-5	12/03	183.642	181.905	173.501	169.041	164.182
Hardwood flooring.....		321918-7	06/84	266.486	265.009	258.969	260.676	261.563
Hardwood flooring, other than oak and maple.....		321918-72	12/03	176.766	177.100	177.100	177.100	176.729
Oak and maple hardwood flooring.....		321918-73	06/84	241.472	239.790	233.271	235.113	236.167
Secondary products and miscellaneous receipts.....		321918-SM						
Miscellaneous receipts.....		321918-M	12/03	—	—	154.752	154.752	154.752
Secondary products.....		321918-S	12/03	261.056	263.254	239.803	252.806	257.020
Wood container and pallet manufacturing.....	32192		12/03	225.885	224.907	223.901	217.518	213.486
Wood container and pallet manufacturing.....	321920		12/03	225.873	224.894	223.887	217.504	213.472
Primary products.....		321920-P	12/03	219.638	218.481	217.169	210.602	206.279
Nailed and lock-corner wood boxes.....		321920-1	06/85	212.185	216.715	212.185	212.185	212.185
Wood box and crate shook.....		321920-3	06/85	275.110	274.508	270.926	261.519	246.162
Wood pallets and pallet containers, wood and metal combination.....		321920-5	12/03	236.090	234.423	233.159	228.522	223.970
Other wood container parts and wood containers.....		321920-7	12/03	146.496	146.496	146.496	125.120	125.120
Secondary products and miscellaneous receipts.....		321920-SM						
Miscellaneous receipts.....		321920-M	12/03	356.626	358.117	361.776	356.088	356.055
Secondary products.....		321920-S	12/03	187.557	188.303	189.259	188.820	187.598
All other wood product manufacturing.....	32199		12/03	210.747	210.566	209.244	204.693	204.560
Manufactured home, mobile home, manufacturing.....	321991		06/81	517.590	511.189	506.287	501.880	499.832
Primary products.....		321991-P	06/81	517.422	510.940	506.364	501.902	499.874
Manufactured homes (mobile homes), all width sizes (incl. multisection).....		321991-1	06/81	518.481	511.986	507.401	502.929	500.897
Secondary products and miscellaneous receipts.....		321991-SM						
Prefabricated wood building manufacturing.....	321992		12/84	406.729	410.996	407.411	401.183	402.841
Primary products.....		321992-P	12/84	399.429	399.870	398.772	391.930	390.770
Prefabricated stationary wood buildings, components (not sold as complete units).....		321992-1	12/89	190.363	189.533	189.533	189.533	189.019
Prefabricated stationary wood buildings, shipped in panel form (complete units).....		321992-5	12/84	619.778	623.713	620.497	605.150	596.490
Prefabricated stationary wood buildings, precut packages (complete units).....		321992-6	12/84	520.079	523.566	520.617	521.047	522.380
Prefabricated stationary wood buildings, shipped in three-dimensional assemblies.....		321992-7	12/84	410.663	410.720	409.768	393.115	393.115
Prefabricated stationary wood buildings, three-dimensional assemblies, residential.....		321992-71	12/84	398.175	398.175	398.175	378.987	378.987
Prefabricated stationary wood buildings, three-dimensional assemblies, nonresidential.....		321992-72	12/84	506.441	506.884	499.479	499.492	499.492
Secondary products and miscellaneous receipts.....		321992-SM						
Miscellaneous receipts.....		321992-M	06/98	259.217	279.465	265.758	263.917	277.765
Miscellaneous wood product manufacturing.....	321999		12/03	146.926	147.669	147.513	141.580	141.608
Primary products.....		321999-P	06/84	219.280	220.157	219.925	210.420	210.459
All other miscellaneous wood products.....		321999-0	06/02	143.279	143.852	143.700	137.490	137.516
Secondary products and miscellaneous receipts.....		321999-SM						
Paper manufacturing.....	322		12/03	182.282	184.850	185.631	186.944	188.266
Pulp, paper & paperboard mills.....	3221		12/03	178.905	180.102	181.417	182.629	185.852
Pulp mills.....	32211		12/82	257.657	271.732	271.623	273.629	274.710
Pulp mills.....	322110		12/82	257.656	271.730	271.621	273.627	274.709
Primary products.....		322110-P	12/82	285.183	300.761	300.640	302.861	304.058
Special alpha and dissolving wood pulp, incl. sulfite and sulfate and other wood pulp.....		322110-6	12/11	129.672	137.850	137.772	138.123	137.862
All other miscellaneous pulp, other than wood, and pulp mill by-products, incl. turpentine.....		322110-9	06/88	417.535	426.964	427.066	438.368	449.964
Paper mills.....	32212		06/81	232.281	233.302	236.517	239.328	246.830
Paper, except newsprint, mills.....	322121		12/03	158.911	159.553	162.009	164.050	169.500
Primary products.....		322121-P	12/03	160.055	160.477	163.141	165.031	170.604
Sanitary tissue paper products, made in paper mills.....		322121-Q	06/83	230.724	229.308	232.721	236.292	250.765
Paper table napkins, industrial & retail pkgs, bulk and dispenser types, made in paper mills.....		322121-Q2	06/83	285.398	285.012	287.929	288.367	324.259

See footnotes at end of table.

Table 11. Producer price indexes for net output of selected industries and their products, not seasonally adjusted — Continued
 [November 2022]

Title ¹	Industry code	Product code	Index base	Unadjusted index ²				
				July 2022	Aug. 2022 ^P	Sept. 2022 ^P	Oct. 2022 ^P	Nov. 2022 ^P
Paper, except newsprint, mills - Continued								
Paper towels, industrial packages (rolled, folded, and interfolded), made in paper mills.....		322121-Q6	12/06	124.014	123.989	124.023	129.767	140.222
Other sanitary tissue paper products, made in paper mills.....		322121-Q9	12/02	123.550	122.687	124.187	125.332	128.869
Bleached bristol, clay-coated, uncoated, and industrial converted paper.....		322121-6	12/11	125.086	126.378	129.020	130.381	131.836
Secondary products and miscellaneous receipts.....		322121-SM						
Newsprint mills.....	322122		12/03	135.865	137.238	135.578	135.578	135.578
Primary products.....		322122-P	12/03	136.941	138.325	136.651	136.651	136.651
Newsprint.....		322122-1	06/81	171.330	172.935	177.869	177.869	177.869
Secondary products and miscellaneous receipts.....		322122-SM1						
Paperboard mills.....	32213		12/82	393.135	394.731	394.701	394.536	394.950
Paperboard mills.....	322130		12/82	393.573	395.166	395.137	394.974	395.391
Primary products.....		322130-P	12/82	375.921	375.649	375.934	376.872	378.216
Bleached packaging and industrial converting paperboard.....		322130-B	05/21	127.095	127.095	127.095	128.594	130.926
Unbleached kraft packaging and industrial converting paperboard.....		322130-1	12/82	367.874	367.874	367.874	367.874	367.874
Recycled paperboard.....		322130-7	12/82	444.244	443.112	444.302	444.765	444.743
Secondary products and miscellaneous receipts.....		322130-SM						
Secondary products.....		322130-S	12/82	489.657	543.997	545.637	526.626	—
Converted paper product mfg.....	3222		12/03	187.201	190.396	190.819	192.130	192.233
Paper container mfg.....	32221		12/84	326.255	331.861	331.715	332.403	333.853
Corrugated and solid fiber box manufacturing.....	322211		03/80	450.680	453.530	451.899	451.751	451.431
Primary products.....		322211-P	03/80	449.705	453.353	453.723	453.733	453.487
Corrugated and solid fiber boxes, including pallets.....		322211-0	03/80	449.705	453.353	453.723	453.733	453.487
Corrugated shipping containers for food and beverages and carryout boxes for retail food.....		322211-01	03/80	377.936	378.974	379.725	379.725	378.818
Corrugated shipping containers for paper and allied products.....		322211-02	03/80	470.412	470.412	470.412	470.492	470.401
Corrugated shipping containers for metal and electrical machinery.....		322211-03	06/02	251.400	270.656	270.656	270.656	270.656
Corrugated shipping containers for all other end uses.....		322211-04	03/80	452.485	452.873	452.873	452.873	452.873
Corrugated paperboard in sheets and rolls, lined and unlined.....		322211-05	03/80	401.010	402.103	403.002	403.555	403.555
Other corrugated and solid fiber products, including containers, pallets, pads, etc.....		322211-09	06/02	263.100	262.630	262.630	262.132	262.132
Secondary products and miscellaneous receipts.....		322211-SM						
Miscellaneous receipts.....		322211-M	06/02	321.742	316.093	293.397	291.576	290.576
Secondary products.....		322211-S	12/90	213.368	213.424	213.379	213.407	213.253
Folding paperboard box manufacturing.....	322212		12/83	216.045	226.300	227.426	229.484	233.945
Primary products.....		322212-P	12/83	210.891	220.859	222.102	224.264	228.997
Folding paperboard boxes, packaging, and packaging components.....		322212-0	12/83	210.891	220.859	222.102	224.264	228.997
Secondary products and miscellaneous receipts.....		322212-SM						
Other paperboard container manufacturing.....	322219		12/11	138.488	142.146	143.201	143.642	144.453
Primary products.....		322219-P	12/11	142.564	146.805	147.795	148.306	149.248
Setup (rigid) paperboard boxes.....		322219-1	12/83	419.438	431.793	438.609	437.198	452.653
Paperboard fiber drums with ends of any material.....		322219-7	12/85	512.975	523.113	523.017	521.871	520.414
Fiber cans, tubes, and similar fiber products.....		322219-8	12/85	407.408	412.660	418.447	420.712	420.715
Fiber cans, all fiber and composite.....		322219-81	12/85	360.124	360.276	361.545	363.853	362.296
Fiber cores and tubes.....		322219-82	12/85	443.408	452.173	461.097	463.379	464.420
Paperboard cones, reels, spools, bobbins, blocks, and all vulcanized fiber products.....		322219-83	12/02	153.644	153.644	153.644	153.791	153.791
Secondary products and miscellaneous receipts.....		322219-SM						
Miscellaneous receipts.....		322219-M	12/11	105.125	105.125	109.747	109.747	109.747
Paper bag and coated and treated paper mfg.....	32222		12/03	170.100	172.993	173.633	175.878	175.435
Paper bag and coated and treated paper manufacturing.....	322220		12/11	129.297	131.496	131.984	133.692	133.355
Primary products.....		322220-P	12/11	127.719	130.143	130.847	132.757	132.413
Specialty bags, pouches, and liners, multiweb laminations and foil, except film-film.....		322220-C	12/83	298.681	295.906	295.826	304.120	305.105
Uncoated single-web paper grocers' bags and sacks and variety and shopping bags.....		322220-D	12/83	423.850	423.850	423.850	423.850	423.850
Laminated aluminum foil rolls and sheets for flexible packaging uses.....		322220-F	12/03	144.841	145.016	145.105	160.220	160.220
Pasted, lined, laminated, or surface-coated paperboard.....		322220-G	12/84	339.119	344.880	346.846	346.846	346.846
Single-web paper, rolls and sheets, including waxed, for flexible packaging uses...		322220-H	12/87	258.705	285.051	285.046	289.676	289.676
Multiweb laminated rolls and sheets, except foil, for flexible packaging uses.....		322220-J	12/03	164.189	170.285	168.560	170.751	170.721
Printing paper, coated at establishments other than where paper was produced...		322220-K	12/82	257.477	262.875	262.875	262.875	262.875
Pressure-sensitive products.....		322220-N	12/82	240.665	243.426	246.512	246.906	247.054
Wallcoverings.....		322220-7	06/85	182.992	182.992	182.992	182.992	182.992
Converted foil for nonpackaging applications.....		322220-8	06/13	109.414	113.189	126.463	126.463	126.463
Other coated and processed papers, except for packaging uses.....		322220-9	12/11	115.554	118.486	117.552	120.202	117.000
Secondary products and miscellaneous receipts.....		322220-SM						
Miscellaneous receipts.....		322220-M	12/11	144.465	145.800	136.931	136.931	136.051

See footnotes at end of table.

Table 11. Producer price indexes for net output of selected industries and their products, not seasonally adjusted — Continued
 [November 2022]

Title ¹	Industry code	Product code	Index base	Unadjusted index ²				
				July 2022	Aug. 2022 ^P	Sept. 2022 ^P	Oct. 2022 ^P	Nov. 2022 ^P
Paper bag and coated and treated paper manufacturing - Continued								
Stationery product mfg.	32223		12/03	200.432	205.563	202.326	206.848	199.439
Stationery product manufacturing.	322230		12/11	156.708	160.720	158.189	161.724	155.931
Primary products.		322230-P	12/11	157.838	162.104	159.813	163.652	157.362
Die-cut paper and paperboard office supplies.		322230-4	12/89	263.101	263.101	263.101	263.101	263.101
Envelopes, commercial, all types and materials.		322230-5	12/84	255.178	259.272	259.092	260.094	260.424
Tablets, pads and related products.		322230-9	06/85	249.625	249.901	250.518	250.919	258.501
Secondary products and miscellaneous receipts.		322230-SM						
Miscellaneous receipts.		322230-M	12/11	129.056	128.127	119.615	119.400	119.760
Other converted paper product mfg.	32229		12/03	140.792	142.505	145.413	146.765	148.090
Sanitary paper product manufacturing.	322291		12/03	126.456	128.528	131.922	133.621	135.204
Primary products.		322291-P	06/83	184.590	187.671	191.017	195.192	197.404
Disposable diapers and similar disposable products, made from purchased sanitary paper stock.		322291-2	12/03	100.983	100.983	101.249	103.668	103.668
Sanitary tissue paper products, made from purchased sanitary paper stock or wadding.		322291-5	12/03	154.847	160.959	167.039	170.260	174.649
Secondary products and miscellaneous receipts.		322291-SM						
Miscellaneous receipts.		322291-M	12/03	242.605	245.839	319.072	257.341	264.675
All other converted paper product mfg.	322299		12/03	177.294	178.016	179.575	179.981	180.589
Primary products.		322299-P	12/03	173.198	173.788	175.320	175.761	176.328
Molded pulp goods, including egg cartons, florist pots, food trays, etc.		322299-1	12/03	184.029	183.711	187.204	185.002	186.478
Miscellaneous converted paper and paperboard products.		322299-3	12/03	170.380	171.126	172.304	173.209	173.612
Secondary products and miscellaneous receipts.		322299-SM						
Printing and related support activities.	323		12/03	150.230	151.467	152.266	152.564	153.573
Printing and related support activities.	3231		12/03	150.410	151.647	152.447	152.746	153.756
Printing.	32311		12/03	151.822	153.096	153.911	154.207	155.256
Commercial screen printing.	323113		12/03	125.240	126.296	126.504	127.109	127.168
Primary products.		323113-P	12/03	124.781	125.977	125.991	126.683	126.683
Screen printing on garments, apparel accessories, and other fabric articles, excluding labels.		323113-4	06/90	163.517	163.618	163.645	163.879	163.879
Screen printing (excluding on textiles, apparel, apparel accessories, and labels). ...		323113-6	12/06	114.967	118.499	118.499	120.249	—
Secondary products and miscellaneous receipts.		323113-SM						
Miscellaneous receipts.		323113-M	12/03	134.571	134.571	136.290	136.290	136.290
Secondary products.		323113-S	12/03	118.200	118.921	119.500	119.869	120.411
Books printing.	323117		12/83	252.252	254.641	257.474	260.248	264.161
Primary products.		323117-P	12/83	250.673	253.229	255.919	259.087	263.383
Other book and pamphlet printing and binding.		323117-E	06/93	154.646	154.660	154.771	154.799	154.799
Textbook printing and binding.		323117-1	06/93	154.162	155.542	155.968	156.992	157.169
Technical, scientific, & professional book printing & binding.		323117-3	06/93	151.702	152.005	154.545	155.642	155.624
Religious book printing and binding.		323117-5	06/93	184.631	188.335	192.501	194.592	195.686
General book (trade, etc.) printing & binding.		323117-7	06/93	209.031	212.309	215.579	220.421	228.792
Secondary products and miscellaneous receipts.		323117-SM						
Commercial printing, except screen and books.	32311K		12/11	135.150	136.273	136.991	137.129	138.067
Primary products.		32311K-P	12/11	131.478	132.601	133.372	133.516	134.084
Commercial lithographic printing.		32311K-0	06/82	208.473	211.279	212.432	212.715	213.698
Other commercial and general job printing (lithographic).		32311K-0B	12/01	134.804	137.172	137.646	137.646	138.510
Magazine and periodical printing (lithographic).		32311K-01	06/82	174.166	174.876	180.141	180.793	180.793
Label and wrapper printing (lithographic).		32311K-03	06/82	173.579	173.644	173.644	173.644	173.644
Catalog and directory printing (lithographic).		32311K-05	06/82	161.823	172.569	172.258	171.929	172.833
Advertising printing (lithographic).		32311K-09	06/82	179.152	180.653	180.993	181.475	182.890
Commercial flexographic printing.		32311K-2	12/03	193.075	193.075	194.844	195.308	195.308
Label and wrapper printing (flexographic).		32311K-21	12/01	187.863	187.863	189.586	189.849	189.849
Quick printing.		32311K-4	12/03	134.164	134.164	134.164	134.164	134.164
Digital printing.		32311K-5	12/03	119.714	120.601	121.841	121.841	123.326
Manifold business forms printing.		32311K-6	12/03	217.729	217.729	217.729	217.729	217.729
Other commercial printing.		32311K-9	12/03	127.882	129.401	129.401	129.401	129.401
All other commercial and general job printing.		32311K-9V	09/18	129.104	129.104	129.104	129.104	129.104
Secondary products and miscellaneous receipts.		32311K-SM						
Miscellaneous receipts.		32311K-M	12/11	143.423	143.428	143.665	143.673	143.618
Secondary products.		32311K-S	12/11	205.657	208.176	208.231	208.397	219.236
Support activities for printing.	32312		12/03	116.266	116.560	116.966	117.369	117.377
Support activities for printing.	323120		12/11	117.976	118.274	118.686	119.095	119.104
Primary products.		323120-P	12/11	116.194	116.498	116.907	117.341	117.341
Softcover, pamphlet, sample book, and other binding of books and materials printed elsewhere.		323120-3	12/06	138.181	140.012	142.477	145.196	145.196

See footnotes at end of table.

Table 11. Producer price indexes for net output of selected industries and their products, not seasonally adjusted — Continued
 [November 2022]

Title ¹	Industry code	Product code	Index base	Unadjusted index ²				
				July 2022	Aug. 2022 ^P	Sept. 2022 ^P	Oct. 2022 ^P	Nov. 2022 ^P
Support activities for printing - Continued								
Miscellaneous binding and postpress work, incl collating, perforating, folding, gluing, etc.....		323120-5	12/06	133.014	133.014	133.295	133.295	133.295
Prepress services, excl platemaking (incl film, assembled flats, color sep., typesetting, etc.).....		323120-7	12/03	97.756	97.756	97.756	97.756	97.756
Printing plates and cylinders, prepared for printing (excl blank plates and blank cylinders).....		323120-9	12/03	105.112	105.112	105.112	105.112	105.112
Secondary products and miscellaneous receipts.....		323120-SM						
Petroleum and coal products manufacturing.....	324		12/84	495.499	434.716	439.917	458.262	438.876
Petroleum and coal products mfg.....	3241		12/84	495.499	434.716	439.917	458.262	438.876
Petroleum refineries.....	32411		06/85	504.706	438.556	443.781	463.611	442.585
Petroleum refineries.....	324110		06/85	504.822	438.637	443.865	463.705	442.663
Primary products.....		324110-P	06/85	529.211	457.900	463.534	484.909	461.806
Kerosene, except jet fuel.....		324110-B	06/85	488.781	453.220	492.353	496.721	486.941
Light fuel oils.....		324110-C	06/85	671.973	589.738	647.839	715.606	689.321
Home heating oil and other distillates, NEC.....		324110-C1	06/85	460.074	431.819	435.155	490.340	438.480
Diesel fuel.....		324110-C2	06/85	711.751	622.653	686.785	757.939	732.507
Heavy fuel oils, including No. 5, No. 6, heavy diesel, gas enrichment oils, etc.....		324110-E	06/85	404.336	336.881	329.822	270.632	268.689
Unfinished oils and lubricating oil base stock.....		324110-J	06/85	727.509	722.066	682.786	663.561	651.498
Liquefied refinery gases, including other aliphatics (feed stock and other uses).....		324110-R	06/85	1,031.688	900.580	863.742	767.531	719.108
Other finished petroleum products, including waxes.....		324110-T	06/85	707.095	518.055	477.506	456.612	472.876
Gasoline, including finished base stocks and blending agents.....		324110-1	06/85	397.092	334.737	318.380	331.826	306.113
Motor gasoline, including finished base stocks and blending agents.....		324110-12	06/85	399.579	336.697	319.182	333.277	307.112
Regular gasoline.....		324110-121	06/85	384.628	325.391	307.255	322.026	294.925
Mid-premium gasoline.....		324110-122	12/87	600.855	483.092	473.377	490.208	452.751
Premium gasoline.....		324110-123	06/85	438.162	362.027	350.628	357.451	343.072
Jet fuel.....		324110-6	06/85	503.121	447.494	455.983	451.011	452.120
Asphalt.....		324110-9	06/85	425.062	403.847	358.687	297.203	275.390
Secondary products and miscellaneous receipts.....		324110-SM1						
Asphalt paving and roofing materials mfg.....	32412		12/84	342.577	345.042	345.910	344.575	344.157
Asphalt paving mixture & block manufacturing.....	324121		06/81	396.413	399.997	399.452	396.952	393.908
Primary products.....		324121-P	06/81	396.934	400.758	400.177	397.509	394.262
Asphalt paving mixtures & blocks.....		324121-0	06/81	396.934	400.758	400.177	397.509	394.262
Emulsified asphalt, including liquid additives.....		324121-0111	12/04	283.417	283.144	281.292	279.312	275.784
Other liquid asphalt and tar paving materials, including cut-backs.....		324121-0121	12/04	408.853	428.853	430.851	432.612	428.093
Asphalt and tar paving mixt. (excl liquid), incl bitum. or asph. concrete, asph. paving cement.....		324121-0131	12/04	246.860	249.134	249.128	246.834	245.305
Secondary products and miscellaneous receipts.....		324121-SM						
Miscellaneous receipts.....		324121-M	12/04	197.850	197.850	197.850	197.850	197.850
Secondary products.....		324121-S	06/81	352.697	352.697	352.697	352.697	352.697
Asphalt shingle and coating materials manufacturing.....	324122		06/84	332.666	334.391	336.645	336.220	338.147
Primary products.....		324122-P	06/84	335.405	337.238	339.612	339.160	341.208
Roofing asphalts and pitches, coatings, and cements.....		324122-1	06/84	286.951	295.304	295.304	295.304	295.304
Prepared asphalt and tar roofing and siding products, incl. saturated felts for nonbuilding use.....		324122-2	06/84	338.225	338.962	341.689	341.171	343.522
Asphalt smooth-surfaced roll roofing and cap sheets, organic and fiberglass base.....		324122-21	12/12	134.850	135.082	135.082	135.082	135.082
Asphalt mineral-surfaced roll roofing and cap sheets, organic and fiberglass base.....		324122-22	06/06	263.471	265.019	265.182	265.231	265.280
Other prepared asphalt and tar products for roofing and siding.....		324122-27	06/06	173.220	173.874	174.310	174.746	174.896
Secondary products and miscellaneous receipts.....		324122-SM						
Other petroleum and coal products mfg.....	32419		12/84	557.636	559.511	571.778	576.475	576.686
Petroleum lubricating oil and grease mfg.....	324191		12/80	617.613	620.629	637.019	644.463	646.764
Primary products.....		324191-P	12/80	652.296	655.671	674.173	683.269	685.553
Petroleum lubricating oils and greases, refined petroleum.....		324191-0	12/80	652.296	655.671	674.173	683.269	685.553
Lubricating oils (incl. hydraulic fluids, etc.), refined petroleum.....		324191-011	12/80	679.947	683.840	705.184	715.404	718.039
Secondary products and miscellaneous receipts.....		324191-SM						
Miscellaneous receipts.....		324191-M	12/80	394.274	395.476	395.476	380.018	388.027
All other petroleum and coal products mfg.....	324199		12/03	390.171	389.323	391.494	389.657	385.068
Primary products.....		324199-P	12/03	402.529	402.833	405.137	403.080	398.733
Coke oven and blast furnace products, made in coke oven establishments.....		324199-3	12/09	201.784	198.430	197.791	200.039	194.692
All other petroleum and coal products (excl. coke oven products), made in coke oven estab.....		324199-9	12/02	440.245	447.722	453.898	444.968	446.668
Secondary products and miscellaneous receipts.....		324199-SM						
Chemical mfg.....	325		12/84	367.326	366.475	365.760	365.769	365.180
Basic chemical mfg.....	3251		12/84	480.908	472.328	469.161	471.042	474.079

See footnotes at end of table.

Table 11. Producer price indexes for net output of selected industries and their products, not seasonally adjusted — Continued
 [November 2022]

Title ¹	Industry code	Product code	Index base	Unadjusted index ²				
				July 2022	Aug. 2022 ^P	Sept. 2022 ^P	Oct. 2022 ^P	Nov. 2022 ^P
Basic chemical mfg - Continued								
Petrochemical mfg.	32511		12/03	211.536	193.964	189.352	183.061	173.937
Petrochemical manufacturing.	325110		12/03	212.882	194.646	190.726	184.140	174.559
Primary products.		325110-P	12/03	230.300	205.482	207.886	198.417	184.377
Secondary products and miscellaneous receipts.		325110-SM						
Industrial gas mfg.	32512		12/03	239.657	238.036	238.893	239.487	257.742
Industrial gas manufacturing.	325120		12/03	240.404	238.775	239.634	240.230	258.570
Primary products.		325120-P	06/81	400.456	397.687	399.122	400.106	431.331
Oxygen.		325120-A	06/81	543.510	541.625	542.995	542.627	551.216
Argon and hydrogen.		325120-C	06/09	86.199	85.891	86.791	86.687	86.645
Other industrial gases (including fluorocarbon and acetylene).		325120-T	06/09	284.262	281.283	281.283	281.283	312.708
Carbon dioxide.		325120-4	06/81	636.244	640.931	657.626	656.691	649.116
Nitrogen.		325120-7	06/81	278.813	279.634	282.375	288.893	294.780
Secondary products and miscellaneous receipts.		325120-SM						
Synthetic dye and pigment mfg.	32513		12/03	177.278	182.499	185.598	183.673	191.620
Synthetic dye and pigment manufacturing.	325130		12/11	117.130	120.578	122.626	121.354	126.603
Primary products.		325130-P	12/11	115.224	118.840	120.851	119.526	125.044
All other inorganic pigments, including TiO2, chrome colors, and other white opaque pigments.		325130-N	09/21	121.080	126.257	128.473	126.436	134.558
Synthetic organic dyes, pigments, lakes, and toners.		325130-R	09/21	112.746	112.882	114.598	114.892	114.552
Synthetic organic dyes.		325130-R8	12/82	134.137	133.251	133.433	134.553	133.258
Synthetic organic pigments, lakes, and toners.		325130-R9	12/82	201.052	202.006	206.330	206.330	206.330
Secondary products and miscellaneous receipts.		325130-SM						
Secondary products.		325130-S	12/11	136.705	137.305	138.545	138.136	138.665
Other basic inorganic chemical manufacturing.	32518		12/03	410.894	410.035	414.354	421.418	424.387
Other basic inorganic chemical manufacturing.	325180		12/10	178.993	178.625	180.514	183.577	184.884
Primary products.		325180-P	12/10	147.207	147.174	149.122	150.922	152.678
Potassium and sodium compounds, excluding bleaches, alkalis, and alum.		325180-A	12/82	553.147	576.699	583.810	607.807	626.220
All other inorganic chemicals.		325180-H	12/03	371.569	375.643	376.449	375.499	378.352
Inorganic acids, excluding nitric, sulfuric and phosphoric.		325180-3	12/82	159.387	158.538	165.677	173.443	178.870
Sodium hydroxide (caustic soda).		325180-4	12/80	716.073	721.556	727.205	751.632	770.709
Carbon black, all processes.		325180-6	12/83	699.025	690.509	689.475	647.911	633.839
Other alkalis.		325180-7	12/11	163.498	168.986	176.985	181.909	184.174
Sulfuric acid.		325180-9	12/82	278.908	243.127	259.309	256.489	—
Secondary products and miscellaneous receipts.		325180-SM						
Miscellaneous receipts.		325180-M	12/10	330.759	328.753	329.309	329.309	332.067
Secondary products.		325180-S	12/10	249.673	247.936	—	274.845	—
Other basic organic chemical mfg.	32519		12/03	247.077	244.481	242.847	245.200	248.011
Ethyl alcohol manufacturing.	325193		12/03	270.142	262.493	264.552	260.152	266.220
Primary products.		325193-P	12/82	301.196	288.907	287.973	280.701	292.218
Ethyl alcohol.		325193-0	12/82	301.196	288.907	287.973	280.701	292.218
Secondary products and miscellaneous receipts.		325193-SM						
Secondary products.		325193-S	12/03	229.925	229.421	239.478	239.661	235.924
Cyclic crude, intermediate, and gum and wood chemical mfg.	325194		06/11	133.371	133.724	131.004	127.905	126.914
Primary products.		325194-P	06/11	149.116	149.453	146.485	147.018	147.515
Gum and wood chemicals, including wood distillation products.		325194-1	06/84	520.698	538.449	535.134	541.244	544.642
Cyclic crude and intermediate chemicals.		325194-2	12/03	263.090	261.225	254.941	255.251	255.880
Secondary products and miscellaneous receipts.		325194-SM						
All other basic organic chemical manufacturing.	325199		12/03	248.012	246.976	244.113	250.133	252.262
Primary products.		325199-P	12/82	432.150	427.000	420.620	433.041	437.180
Natural organic chemicals.		325199-E	12/08	157.931	160.759	152.942	167.804	165.450
Synthetic organic chemicals for use as flavor and perfume materials.		325199-H	12/03	—	—	—	—	—
Synthetic organic plasticizers.		325199-N	12/03	267.719	264.774	249.043	238.705	235.969
Other synthetic organic chemicals.		325199-R	12/03	208.514	205.561	208.214	208.980	204.417
Miscellaneous end use chemicals and chemical products, excluding urea.		325199-T	12/82	404.889	411.595	410.097	419.855	424.216
Miscellaneous cyclic and acyclic chemicals and chemical products, excluding fatty acid esters.		325199-V	12/82	444.233	424.138	409.363	442.917	455.255
Fatty acids.		325199-1	06/85	428.870	411.372	390.596	370.361	379.963
Industrial organic flavor oil mixtures and blends.		325199-7	12/08	461.492	463.068	463.068	463.068	463.068
Secondary products and miscellaneous receipts.		325199-SM						
Miscellaneous receipts.		325199-M	12/82	1,509.596	1,509.596	1,509.596	1,537.852	1,537.852
Secondary products.		325199-S	12/82	306.251	317.928	319.091	319.267	320.805
Resin, synthetic rubber, and artificial/synthetic fiber/filaments mfg.	3252		12/84	280.061	273.816	272.730	267.289	259.214
Resin and synthetic rubber mfg.	32521		12/03	227.919	221.903	220.836	216.053	208.999

See footnotes at end of table.

Table 11. Producer price indexes for net output of selected industries and their products, not seasonally adjusted — Continued
 [November 2022]

Title ¹	Industry code	Product code	Index base	Unadjusted index ²				
				July 2022	Aug. 2022 ^P	Sept. 2022 ^P	Oct. 2022 ^P	Nov. 2022 ^P
Resin and synthetic rubber mfg - Continued								
Plastics material and resins mfg.	325211		12/80	373.717	362.990	361.407	353.405	341.941
Primary products.		325211-P	12/80	346.049	334.128	332.155	323.390	310.906
Thermoplastic resins and plastics materials.		325211-1	12/80	342.621	329.278	326.645	317.026	301.895
Thermosetting resins and plastics materials.		325211-4	12/80	360.956	360.049	363.078	360.984	368.713
Secondary products and miscellaneous receipts.		325211-SM						
Synthetic rubber manufacturing.	325212		06/81	291.199	291.495	288.559	283.868	273.768
Primary products.		325212-P	06/81	290.752	291.066	287.438	282.454	271.725
Synthetic rubber (vulcanizable elastomers).		325212-0	06/81	290.752	291.066	287.438	282.454	271.725
Secondary products and miscellaneous receipts.		325212-SM						
Artificial fibers and filaments manufacturing.	32522		12/03	157.516	161.151	161.907	161.540	160.681
Artificial fibers and filaments manufacturing.	325220		06/81	160.260	163.993	164.808	164.455	163.600
Primary products.		325220-P	06/81	161.794	166.618	168.840	169.103	168.805
Polyester manufactured fibers.		325220-7	12/89	160.255	159.329	167.343	170.291	169.113
Other noncellulosic organic fibers, incl. polyamide, polyolefin, and producer-textured.		325220-9	06/11	124.267	129.399	129.651	129.180	129.172
Secondary products and miscellaneous receipts.		325220-SM						
Pesticide, fertilizer, and other agricultural chemical mfg.	3253		12/84	359.918	363.040	363.066	370.039	370.554
Fertilizer mfg.	32531		12/03	314.745	318.859	316.942	323.170	324.426
Nitrogenous fertilizer manufacturing.	325311		12/79	646.451	635.730	625.752	657.695	665.419
Primary products.		325311-P	12/79	630.285	619.514	612.414	645.089	652.246
Synthetic ammonia, nitric acid, ammonium compounds, and urea.		325311-A	12/14	178.437	175.254	173.155	182.814	184.929
Fertilizer materials of organic origin.		325311-7	06/03	142.055	142.055	142.055	142.055	142.055
Secondary products and miscellaneous receipts.		325311-SM						
Secondary products.		325311-S	12/79	689.162	689.355	571.059	546.774	571.062
Phosphatic fertilizer manufacturing.	325312		12/79	545.905	559.056	559.947	559.487	559.148
Primary products.		325312-P	12/79	450.769	463.042	463.620	463.331	463.076
Phosphoric acid, superphosphates, and other phosphatic fertilizer materials.		325312-A	12/09	224.651	224.651	225.021	224.837	224.673
Mixed fertilizers, made in plants which manufacture fertilizer materials.		325312-7	12/79	441.206	495.492	495.492	495.492	495.492
Secondary products and miscellaneous receipts.		325312-SM						
Fertilizer, mixing only, manufacturing.	325314		12/79	292.148	307.334	306.335	308.108	307.427
Primary products.		325314-P	12/79	292.206	309.343	308.126	310.165	309.415
Mixed fertilizers, mixing only.		325314-0	06/86	259.548	274.770	273.689	275.500	274.834
Mixed fertilizers, dry, mixing only.		325314-01	06/03	196.149	212.908	211.974	211.343	211.824
Mixed fertilizers, liquid, mixing only.		325314-02	06/86	290.324	274.761	274.278	288.704	281.855
Secondary products and miscellaneous receipts.		325314-SM						
Miscellaneous receipts.		325314-M	12/79	243.059	233.260	234.671	233.702	233.706
Pesticide and other agricultural chemical mfg.	32532		12/03	187.068	187.571	189.148	192.665	192.282
Pesticide and other agricultural chemical manufacturing.	325320		06/82	257.573	258.265	260.437	265.279	264.752
Primary products.		325320-P	06/82	273.799	274.576	276.903	282.337	281.717
Agricultural and commercial pesticides and chemicals.		325320-1	06/03	190.987	191.692	192.318	196.653	196.032
Lawn and garden pesticides and chemicals.		325320-4	06/03	174.871	173.478	191.914	191.914	193.966
Household and institutional pesticides and chemicals.		325320-7	06/03	173.143	173.143	174.133	174.133	174.133
Secondary products and miscellaneous receipts.		325320-SM						
Pharmaceutical and medicine mfg.	3254		12/84	548.795	551.527	552.048	553.422	553.609
Pharmaceutical and medicine mfg.	32541		12/03	229.139	230.280	230.498	231.071	231.150
Medicinal and botanical manufacturing.	325411		06/82	181.704	181.858	182.493	182.365	183.347
Primary products.		325411-P	06/82	184.945	185.101	185.747	185.617	186.617
Synthetic organic medicinal chemicals, medicinal & botanical drugs, & other products.		325411-0	12/11	103.166	103.253	103.613	103.541	104.098
Pharmaceutical preparation manufacturing.	325412		06/81	866.428	868.452	869.735	872.216	872.482
Primary products.		325412-P	06/81	953.574	953.668	953.671	954.274	954.609
Pharmaceuticals acting on the respiratory system, for human use.		325412-A	06/01	224.438	224.438	224.438	224.949	224.949
Antihistamines and bronchodilators, including antiasthmatics.		325412-A111	06/81	1,121.537	1,121.537	1,121.537	1,121.537	1,121.537
Other respiratory preparations.		325412-A112	06/01	231.693	231.693	231.693	232.416	232.416
Other respiratory preparations, over-the-counter.		325412-A112OC	05/17	105.136	105.136	105.136	107.036	107.036
Other respiratory preparations, prescription.		325412-A112RX	05/17	114.948	114.948	114.948	114.948	114.948
Pharmaceuticals acting on the digestive or the genito-urinary systems, for human use.		325412-D	06/01	195.728	195.728	195.728	195.728	195.813
Other digestive or genito-urinary preparations.		325412-D112	06/01	202.187	202.187	202.187	202.187	202.277
Other digestive or genito-urinary preparations, prescription.		325412-D112RX	05/17	101.845	101.845	101.845	101.845	101.890
Pharmaceuticals acting on the skin, for human use.		325412-G	06/01	177.301	177.301	177.301	177.301	177.301
Other pharmaceutical preparations acting on the skin.		325412-G311	12/09	108.022	108.022	108.022	108.022	108.022
Anti-acne preparations.		325412-G411	12/09	106.076	106.076	106.076	106.076	106.076
Vitamin, nutrient, and hematonic preparations, for human use.		325412-L	06/01	146.269	146.729	146.827	148.061	148.061

See footnotes at end of table.

Table 11. Producer price indexes for net output of selected industries and their products, not seasonally adjusted — Continued
 [November 2022]

Title ¹	Industry code	Product code	Index base	Unadjusted index ²				
				July 2022	Aug. 2022 ^P	Sept. 2022 ^P	Oct. 2022 ^P	Nov. 2022 ^P
Pharmaceutical preparation manufacturing - Continued								
Multivitamins.....		325412-L111	06/81	199.166	199.166	199.166	200.311	200.311
Other vitamins and nutrients.....		325412-L112	06/01	154.414	155.272	155.456	157.077	157.077
Pharmaceuticals affecting parasitic and infective diseases, for human use.....		325412-Q	06/01	276.720	276.720	276.720	276.720	277.068
Broad and medium spectrum antibiotics.....		325412-Q111	06/81	600.203	600.203	600.203	600.203	603.966
Systemic antivirals.....		325412-Q112	06/01	284.896	284.896	284.896	284.896	284.896
Other parasitic and infective diseases.....		325412-Q113	06/01	304.966	304.966	304.966	304.966	304.966
Pharmaceuticals affecting neoplasms, the endocrine system, & metabolic diseases, for human use.....		325412-1	06/01	322.682	322.826	322.826	322.826	322.826
Cancer therapy products.....		325412-1111	06/81	937.851	937.851	937.851	937.851	937.851
Insulin/antidiabetes products.....		325412-1112	06/81	1,605.267	1,605.267	1,605.267	1,605.267	1,605.267
Other neoplasms, endocrine system, and metabolic diseases.....		325412-1113	06/81	1,096.010	1,096.010	1,096.010	1,096.010	1,096.010
Hormones and oral contraceptives.....		325412-1114	12/09	224.381	225.193	225.193	225.193	225.193
Pharmaceuticals acting on the central nervous system and the sense organs, for human use.....		325412-4	06/01	326.460	326.502	326.502	326.502	326.502
Analgesics.....		325412-4111	06/01	337.248	337.360	337.360	337.360	337.360
Psychotherapeutics.....		325412-4112	06/81	6,746.330	6,746.330	6,746.330	6,746.330	6,746.330
Antidepressants.....		325412-41121	12/87	1,192.003	1,192.003	1,192.003	1,192.003	1,192.003
Other psychotherapeutics, including tranquilizers.....		325412-41123	06/01	355.067	355.067	355.067	355.067	355.067
Other central nervous system and sense organs.....		325412-4113	06/01	257.986	257.986	257.986	257.986	257.986
Anticonvulsants.....		325412-4114	12/09	245.476	245.476	245.476	245.476	245.476
Analgesics, over-the-counter.....		325412-4111OC	05/17	104.725	105.118	105.118	105.118	105.118
Analgesics, prescription.....		325412-4111RX	05/17	127.948	127.948	127.948	127.948	127.948
Pharmaceuticals acting on the cardiovascular system, for human use.....		325412-7	06/81	1,636.918	1,636.918	1,636.918	1,636.918	1,636.918
Other cardiovascular preparations.....		325412-7113	06/01	538.921	538.921	538.921	538.921	538.921
Secondary products and miscellaneous receipts.....		325412-SM						
Miscellaneous receipts.....		325412-M	06/81	547.168	557.986	565.081	575.930	575.930
Secondary products.....		325412-S	06/81	302.629	302.629	302.657	304.274	304.274
In-vitro diagnostic substance manufacturing.....	325413		03/80	282.110	282.809	280.931	281.323	281.323
Primary products.....		325413-P	06/87	198.654	198.831	197.911	198.236	198.236
In-vitro diagnostic substances.....		325413-0	06/91	176.402	176.559	175.742	176.031	176.031
Secondary products and miscellaneous receipts.....		325413-SM						
Secondary products.....		325413-S	03/80	423.448	431.763	—	—	—
Other biological product manufacturing.....	325414		06/91	239.222	244.978	245.021	245.021	245.021
Primary products.....		325414-P	06/91	247.874	248.512	248.566	248.566	248.566
Biological products, excluding diagnostic, for veterinary, industrial, and all other misc. uses.....		325414-A	03/80	170.867	173.285	173.487	173.487	173.487
Biological products, excluding diagnostic, for human use.....		325414-T	06/09	149.918	149.918	149.918	149.918	149.918
Secondary products and miscellaneous receipts.....		325414-SM1						
Paint, coating & adhesive mfg.....	3255		12/03	231.144	232.736	234.843	236.384	236.583
Paint and coating mfg.....	32551		06/83	413.434	414.523	417.654	421.223	421.593
Paint and coating manufacturing.....	325510		06/83	412.726	413.813	416.938	420.508	420.877
Primary products.....		325510-P	06/83	420.352	421.550	424.959	427.074	427.458
Miscellaneous allied paint products including paint and varnish removers, thinners, etc.....		325510-B	12/88	380.191	381.048	387.129	384.086	384.086
Architectural coatings.....		325510-1	06/83	490.472	490.970	494.746	500.465	500.442
Exterior architectural coatings.....		325510-11	12/12	177.516	177.997	180.724	183.302	183.280
Interior architectural coatings.....		325510-12	12/12	151.757	151.757	152.229	153.739	153.739
Product finishes for original equipment manufacturers (OEM), excluding marine coatings.....		325510-4	06/83	265.134	264.529	267.123	269.025	269.550
Transportation finishes, except powdered and high-solids coatings.....		325510-41	12/12	119.626	118.596	119.507	123.421	123.421
All other product finishes for original equipment manufacturers (OEM), excluding marine coating.....		325510-42	12/12	148.700	148.690	150.258	149.995	150.392
Special purpose coatings incl. marine, industrial, construction and maintenance coatings, etc.....		325510-7	06/83	549.819	556.990	559.658	555.347	556.355
Automotive, other transportation and machinery refinish paints and enamels, including primers.....		325510-71	12/12	172.604	173.588	173.588	174.076	174.076
Special purpose coatings, including all marine coatings and traffic marking paints.....		325510-72	12/12	151.825	154.292	155.351	153.452	153.853
Secondary products and miscellaneous receipts.....		325510-SM						
Secondary products.....		325510-S	06/83	347.285	347.285	347.285	347.493	348.277
Adhesive mfg.....	32552		12/03	210.037	213.419	216.035	216.540	216.706
Adhesive manufacturing.....	325520		12/83	341.600	347.093	351.363	352.184	352.455
Primary products.....		325520-P	12/83	345.644	351.955	354.534	355.472	355.766
Nonstructural caulking compounds and sealants.....		325520-A	12/06	213.870	215.776	215.776	215.830	215.830
Structural sealants (load bearing).....		325520-B	12/06	135.672	135.672	135.672	136.847	136.847
Synthetic resin & rubber adhesives, incl all types of bonding & laminating adhesives.....		325520-4	12/83	351.943	360.724	364.926	366.188	366.666
Epoxy adhesives.....		325520-41	06/06	183.635	190.466	200.422	200.422	200.422

See footnotes at end of table.

Table 11. Producer price indexes for net output of selected industries and their products, not seasonally adjusted — Continued
 [November 2022]

Title ¹	Industry code	Product code	Index base	Unadjusted index ²				
				July 2022	Aug. 2022 ^P	Sept. 2022 ^P	Oct. 2022 ^P	Nov. 2022 ^P
Adhesive manufacturing - Continued								
Other synthetic resin and rubber adhesives.....		325520-46	06/97	239.080	241.958	244.767	245.495	245.707
Secondary products and miscellaneous receipts.....		325520-SM						
Secondary products.....		325520-S	12/83	289.589	289.116	289.334	289.177	289.338
Soap, cleaners, and toilet preparation mfg.....	3256		12/84	202.170	203.584	203.670	203.656	203.996
Soap & cleaning compound mfg.....	32561		12/03	172.472	174.058	174.015	173.221	173.687
Soap and other detergent manufacturing.....	325611		06/83	204.125	205.897	207.491	207.798	209.741
Primary products.....		325611-P	06/83	203.361	205.427	207.165	207.560	210.078
Soaps and detergents, commercial, industrial, and institutional.....		325611-1	06/83	302.145	303.914	304.025	304.769	306.298
Commercial, industrial, and institutional hard surface cleaners.....		325611-11	06/07	132.315	133.681	133.681	133.681	133.681
Commercial, industrial, and institutional laundry detergents.....		325611-12	06/07	169.444	169.993	169.993	171.223	171.223
Commercial, industrial, and institutional dishwashing detergents.....		325611-13	12/11	138.920	139.358	139.358	139.358	139.358
Commercial, industrial, and institutional metal cleaners.....		325611-14	12/11	142.452	142.590	142.590	142.590	142.590
Dairy, farm, and food plant cleaners, sanitizers, etc.....		325611-16	06/07	157.673	—	—	—	—
Commercial, industrial, and institutional soaps, excluding specialty cleaners.....		325611-17	06/07	154.409	157.669	158.123	158.625	158.625
Commercial, industrial, and institutional scouring cleaners.....		325611-18	05/18	100.485	100.485	100.485	—	—
Household detergents.....		325611-4	06/83	163.055	163.210	166.939	167.341	171.654
Household alkaline detergents and cleaners.....		325611-45	05/18	118.507	118.903	128.399	128.447	139.432
Household dry and liquid laundry detergents.....		325611-46	05/18	106.060	106.060	106.060	106.409	106.409
Soaps, excluding specialty cleaners, household.....		325611-7	06/83	209.155	218.650	217.890	217.911	217.911
Secondary products and miscellaneous receipts.....		325611-SM						
Miscellaneous receipts.....		325611-M	06/83	225.184	225.650	233.848	233.844	233.825
Secondary products.....		325611-S	06/83	189.972	190.766	191.264	191.292	191.393
Polish and other sanitation good mfg.....	325612		06/83	238.128	240.548	242.605	243.044	243.044
Primary products.....		325612-P	06/83	246.892	250.523	251.004	251.672	251.672
Polishing preparations and related products.....		325612-7	06/83	294.436	297.869	298.614	301.412	301.412
Specialty cleaning and sanitation products.....		325612-8	05/17	115.172	117.559	117.847	118.080	118.080
Disinfectants, nonagricultural, industrial and institutional.....		325612-81	05/17	137.139	137.139	139.084	139.084	139.084
Air and room fresheners.....		325612-83	06/83	172.979	187.917	187.917	187.917	187.917
Laundry fabric softeners and rinses, liquid and dry.....		325612-88	05/17	110.180	110.180	110.208	110.208	110.208
Other specialty cleaning and sanitation products.....		325612-89	06/89	184.710	187.237	187.226	188.246	188.246
Secondary products and miscellaneous receipts.....		325612-SM						
Miscellaneous receipts.....		325612-M	06/83	173.560	173.560	173.560	173.560	173.560
Surface active agent manufacturing.....	325613		12/83	350.132	353.573	346.263	339.285	337.030
Primary products.....		325613-P	12/83	380.805	384.790	376.709	368.248	366.844
Surfactants, finishing agents, and assistants.....		325613-0	12/83	380.805	384.790	376.709	368.248	366.844
Textile and leather assistants and finishes.....		325613-01	12/83	275.978	270.527	276.522	276.722	269.687
Surfactants (bulk surface active agents).....		325613-02	12/83	422.643	429.224	417.186	406.157	406.157
Secondary products and miscellaneous receipts.....		325613-SM						
Toilet preparation mfg.....	32562		12/03	126.439	127.013	127.161	127.801	127.871
Toilet preparation manufacturing.....	325620		03/80	229.948	230.992	231.262	232.427	232.554
Primary products.....		325620-P	03/80	229.734	231.013	231.396	232.738	232.844
Denture cleaners, mouthwashes, gargles, and rinses.....		325620-A	12/03	136.672	136.672	136.821	136.613	136.823
Creams, lotions, and oils, excluding shaving, hair, and deodorant.....		325620-D	03/80	220.839	220.839	221.259	224.404	224.404
Other cosmetics and toilet preparations.....		325620-G	06/99	120.332	120.332	120.356	120.356	120.356
Shaving preparations.....		325620-1	03/80	248.021	248.563	248.730	248.730	249.470
Perfumes, toilet waters, and colognes.....		325620-4	03/80	233.770	233.770	233.770	236.452	236.452
Hair preparations (including shampoos).....		325620-7	03/80	259.519	265.629	266.889	269.004	269.367
Hair preparations incl professional, consumer, and cream/gel shampoos.....		325620-71	06/07	146.162	149.165	150.047	151.263	151.454
Hair tonics and hair dressings incl professional and consumer use.....		325620-72	06/07	119.851	123.860	123.975	124.886	125.087
Secondary products and miscellaneous receipts.....		325620-SM						
Secondary products.....		325620-S	03/80	368.024	371.874	371.694	377.854	379.408
Other chemical product & preparation mfg.....	3259		12/03	174.303	177.338	176.044	173.980	174.262
Printing ink mfg.....	32591		12/03	185.365	187.926	186.829	186.845	187.089
Printing ink manufacturing.....	325910		06/84	248.474	251.914	250.442	250.463	250.791
Primary products.....		325910-P	06/84	252.481	256.085	254.577	254.598	254.939
Flexographic printing inks.....		325910-A	06/84	291.843	307.679	307.679	307.679	307.679
Nonimpact/digital inks.....		325910-E	06/05	213.938	214.186	210.240	210.116	211.023
All other printing inks.....		325910-H	06/84	224.238	224.238	226.947	228.199	227.533
Lithographic and offset inks.....		325910-6	06/84	240.027	241.652	241.652	241.652	241.652
News and nonheat web offset printing inks.....		325910-61	12/89	331.419	331.419	331.419	331.419	331.419
Publication and commercial web inks.....		325910-62	12/97	156.179	156.179	156.179	156.179	156.179
Sheet-fed general inks.....		325910-63	12/97	158.766	161.984	161.984	161.984	161.984
Sheet-fed packaging inks.....		325910-64	06/05	145.810	148.548	148.548	148.548	148.548
Gravure printing inks.....		325910-7	06/84	173.030	173.030	172.944	172.944	172.944

See footnotes at end of table.

Table 11. Producer price indexes for net output of selected industries and their products, not seasonally adjusted — Continued
 [November 2022]

Title ¹	Industry code	Product code	Index base	Unadjusted index ²				
				July 2022	Aug. 2022 ^P	Sept. 2022 ^P	Oct. 2022 ^P	Nov. 2022 ^P
Printing ink manufacturing - Continued								
Secondary products and miscellaneous receipts.....		325910-SM						
Miscellaneous receipts.....		325910-M	06/84	189.805	189.805	189.805	189.805	189.805
Secondary products.....		325910-S	06/84	169.642	169.969	166.664	166.834	167.048
Explosives mfg.....	32592		12/06	149.293	149.973	149.765	151.502	153.192
Explosives manufacturing.....	325920		12/80	379.174	380.900	380.372	384.783	389.075
Primary products.....		325920-P	12/80	336.949	338.642	338.170	342.692	347.237
Explosives.....		325920-0	12/80	339.137	340.841	340.366	344.917	349.491
Secondary products and miscellaneous receipts.....		325920-SM						
All other chemical product & preparation mfg.....	32599		12/03	173.028	176.252	174.872	172.308	172.504
Custom compounding of purchased resins.....	325991		06/93	213.404	214.049	214.522	208.641	209.098
Primary products.....		325991-P	06/93	223.225	223.954	224.488	217.844	218.321
Custom compounding of purchased resins and color concentrates.....		325991-0	06/93	222.108	222.833	223.365	216.754	217.229
Secondary products and miscellaneous receipts.....		325991-SM						
Photographic film and chemical manufacturing.....	325992		12/03	154.376	155.581	158.024	152.310	152.459
Primary products.....		325992-P	12/03	165.748	167.172	168.852	159.563	165.152
Photographic sensitized film, plates, paper, & cloth.....		325992-T	06/07	179.937	181.849	183.780	170.793	178.268
Photographic sensitized film, plates, paper, & cloth, silver-halide-type (excluding X-ray).....		325992-T1	01/00	175.087	178.105	178.328	-	-
Sensitized photographic film, plates, paper & cloth, other than silver-halide-type, incl. X-ray.....		325992-T3	12/03	168.057	168.057	172.414	173.795	173.795
Prepared photographic chemicals.....		325992-5	12/83	77.800	77.935	78.567	78.449	79.014
Secondary products and miscellaneous receipts.....		325992-SM						
Other miscellaneous chemical product manufacturing.....	325998		06/85	253.905	262.205	255.792	256.530	256.720
Primary products.....		325998-P	06/85	247.503	256.713	249.693	250.425	250.501
Water treating compounds.....		325998-A	06/85	230.248	230.613	219.686	219.288	220.306
All other chemical preparations, including essential oils.....		325998-J	06/85	265.752	277.793	271.954	272.167	271.750
Secondary products and miscellaneous receipts.....		325998-SM						
Miscellaneous receipts.....		325998-M	12/03	160.352	160.352	160.809	160.809	162.512
Secondary products.....		325998-S	06/85	370.982	368.878	367.923	369.440	369.488
Plastics and rubber products mfg.....	326		12/84	253.444	255.203	254.968	254.005	253.327
Plastics product mfg.....	3261		06/93	227.431	229.094	228.693	227.349	226.493
Unsupported plastics film, sheet, and bag mfg.....	32611		12/03	207.970	208.990	207.604	206.144	204.113
Plastics bag and pouch manufacturing.....	326111		12/03	213.567	215.186	215.125	214.038	211.867
Primary products.....		326111-P	12/03	216.428	218.155	218.144	217.083	215.082
Single-web film specialty bags, pouches, and liners.....		326111-1	12/83	331.203	334.101	334.080	332.322	328.351
Polyethylene grocery and variety bags and pouches.....		326111-11	06/07	169.872	169.644	169.341	169.113	167.752
Polyethylene refuse bags.....		326111-12	06/07	159.500	161.653	161.280	157.362	151.405
Other polyethylene bags, pouches, and liners.....		326111-15	06/07	172.337	178.920	179.097	178.667	176.953
Coextruded single-web film specialty bags, pouches, & liners.....		326111-16	06/13	138.399	138.399	136.709	136.709	136.709
Multweb film/film combination specialty bags, pouches, and liners.....		326111-3	12/03	207.387	207.410	207.431	207.262	211.156
Secondary products and miscellaneous receipts.....		326111-SM						
Secondary products.....		326111-S	12/03	232.169	231.354	230.404	227.621	220.143
Plastics packaging film and sheet mfg.....	326112		12/03	177.154	176.858	176.749	173.832	172.688
Primary products.....		326112-P	12/03	179.386	178.853	179.040	175.861	174.964
Single-web film, rolls, and sheets, including coextruded, for flexible packaging uses.....		326112-1	12/87	273.053	270.368	271.776	268.423	267.260
Single-web film, rolls, and sheets for flexible packaging uses.....		326112-11	06/07	175.196	173.869	175.189	173.532	173.255
Coextruded single-web film, for flexible packaging uses.....		326112-12	06/07	169.994	166.579	165.618	161.348	158.553
Film/film multiweb laminated rolls and sheets, excluding foil, for flexible packaging uses.....		326112-3	12/87	204.900	207.994	205.985	199.421	197.995
Secondary products and miscellaneous receipts.....		326112-SM						
Secondary products.....		326112-S	12/03	176.744	178.697	175.632	174.322	170.358
Nonpackaging plastics film and sheet mfg.....	326113		06/93	258.280	260.338	256.788	256.341	253.307
Primary products.....		326113-P	12/82	320.806	323.489	319.927	318.872	314.909
Unlaminated plastics film and sheet, excluding packaging.....		326113-0	12/82	320.806	323.489	319.927	318.872	314.909
Unlaminated polyethylene film and sheet.....		326113-01	06/93	304.969	303.837	308.976	312.788	307.226
Unlaminated vinyl and vinyl copolymer film and sheet.....		326113-03	06/93	261.548	261.548	267.305	267.305	267.305
Miscellaneous unlaminated plastics film and sheet.....		326113-04	06/93	251.464	259.742	245.614	242.865	242.865
Secondary products and miscellaneous receipts.....		326113-SM						
Secondary products.....		326113-S	06/93	182.031	183.011	177.747	179.303	178.227
Plastics pipe/fitting/unsupported shapes mfg.....	32612		12/03	294.426	295.135	293.243	290.090	289.366
Unlaminated plastics profile shape manufacturing.....	326121		06/93	171.536	173.111	171.845	171.924	171.908
Primary products.....		326121-P	12/82	220.890	223.091	221.307	221.697	221.697
Unlaminated plastics profile shapes.....		326121-0	12/82	220.890	223.091	221.307	221.697	221.697

See footnotes at end of table.

Table 11. Producer price indexes for net output of selected industries and their products, not seasonally adjusted — Continued
 [November 2022]

Title ¹	Industry code	Product code	Index base	Unadjusted index ²				
				July 2022	Aug. 2022 ^P	Sept. 2022 ^P	Oct. 2022 ^P	Nov. 2022 ^P
Unlaminated plastics profile shape manufacturing - Continued								
Secondary products and miscellaneous receipts.....		326121-SM						
Plastics pipe and pipe fitting manufacturing.....	326122		06/93	524.594	524.437	521.279	513.311	511.522
Primary products.....		326122-P	12/82	508.819	508.210	504.493	496.319	494.583
Plastics pipe.....		326122-1	12/82	507.507	506.433	502.205	492.194	491.674
Plastics drain, waste and vent pipe.....		326122-11	06/87	300.234	295.322	297.422	282.513	277.688
Plastics water pipe.....		326122-13	06/87	441.802	442.472	440.317	441.549	441.275
Plastics sewer, stormdrain, and water main pipe.....		326122-18	12/17	236.465	239.503	232.052	227.787	230.487
Other plastics pipe.....		326122-1B	07/87	546.618	546.404	534.178	522.024	522.024
Plastics pipe fittings and unions.....		326122-3	12/03	434.558	435.843	434.678	434.883	428.713
Secondary products and miscellaneous receipts.....		326122-SM						
Miscellaneous receipts.....		326122-M	12/99	225.544	236.999	252.103	254.063	252.949
Secondary products.....		326122-S1	12/17	144.806	144.855	144.150	146.319	146.103
Laminated plastics plate, sheet, and shape mfg.....	32613		12/03	163.410	164.556	164.107	164.107	164.467
Laminated plastics plate, sheet (except packaging), and shape manufacturing.....	326130		06/93	203.258	204.683	204.125	204.125	204.573
Primary products.....		326130-P	12/82	266.008	268.005	267.154	267.154	267.462
Laminated plastics plate, sheet (except packaging), and shapes.....		326130-0	12/82	266.008	268.005	267.154	267.154	267.462
Secondary products and miscellaneous receipts.....		326130-SM						
Secondary products.....		326130-S	06/93	185.188	185.423	186.294	186.294	—
Polystyrene foam product mfg.....	32614		12/03	334.465	339.466	342.136	332.469	333.476
Polystyrene foam product manufacturing.....	326140		12/03	334.609	339.607	342.277	332.610	333.617
Primary products.....		326140-P	12/03	326.993	334.574	337.804	326.115	327.209
Packaging, polystyrene foam products.....		326140-2	12/03	384.178	402.624	411.626	392.981	396.322
Polystyrene foam food containers.....		326140-21	06/06	363.720	359.781	373.404	345.196	350.251
Polystyrene foam protective shipping pads, shaped cushioning, etc.....		326140-22	06/06	282.395	323.743	323.737	323.737	323.737
Building and construction polystyrene foam products.....		326140-3	12/03	244.812	245.828	245.828	245.828	245.092
Consumer and institutional polystyrene foam products.....		326140-5	12/82	439.784	439.011	440.602	419.425	422.339
All other polystyrene foam products incl. transportation application uses.....		326140-9	06/06	189.375	201.865	201.865	201.865	—
Secondary products and miscellaneous receipts.....		326140-SM						
Foam product (ex polystyrene) mfg.....	32615		12/03	201.751	200.907	200.838	200.267	199.591
Urethane and other foam product mfg.....	326150		12/03	201.723	200.880	200.811	200.241	199.566
Primary products.....		326150-P	12/03	197.049	196.182	196.103	195.467	194.731
Packaging polyurethane foam products.....		326150-2	12/03	291.290	291.290	291.290	291.290	291.290
Furniture and furnishings polyurethane foam products.....		326150-4	12/82	335.531	332.083	331.247	328.208	325.279
Polyurethane foam formed & slab stock for pillows/seating/etc.....		326150-41	12/05	182.996	176.235	174.595	168.636	167.131
Consumer and institutional polyurethane foam products.....		326150-5	12/03	206.445	206.445	206.445	206.445	206.445
All other miscellaneous polyurethane foam products.....		326150-6	12/03	117.950	117.949	117.949	118.263	118.263
Products made of foam other than polystyrene or polyurethane.....		326150-9	12/99	159.708	159.708	160.473	160.942	160.942
Secondary products and miscellaneous receipts.....		326150-SM						
Secondary products.....		326150-S	12/03	244.892	244.453	244.528	244.922	245.143
Plastics bottle mfg.....	32616		12/03	153.193	156.979	156.185	154.880	154.534
Plastics bottle manufacturing.....	326160		06/93	172.667	176.934	176.039	174.568	174.178
Primary products.....		326160-P	12/82	192.734	197.685	196.653	194.975	194.532
Plastics bottles.....		326160-0	06/87	183.655	188.373	187.390	185.791	185.369
Secondary products and miscellaneous receipts.....		326160-SM						
Other plastics product mfg.....	32619		12/03	181.386	182.675	182.651	182.524	181.920
Plastics plumbing fixture manufacturing.....	326191		06/93	200.014	200.630	200.934	200.934	200.935
Primary products.....		326191-P	06/93	201.509	202.208	202.507	202.507	202.507
Plastics plumbing fixtures.....		326191-0	06/93	201.509	202.208	202.507	202.507	202.507
Secondary products and miscellaneous receipts.....		326191-SM						
Miscellaneous receipts.....		326191-M	12/04	104.830	104.334	104.593	104.593	104.593
All other plastics product manufacturing.....	326199		06/93	200.621	202.076	202.038	201.893	201.200
Primary products.....		326199-P	06/87	237.939	239.723	239.686	239.472	238.596
All other reinforced and fiberglass plastics products.....		326199-A	06/93	241.455	244.024	245.114	245.114	245.114
Consumer/institutional/commercial fabricated plastics products (excl. foam and wire coated).....		326199-C	06/93	213.406	215.125	213.709	214.625	215.123
Transportation fabricated plastics products (excluding foam and reinforced plastics).....		326199-1	06/93	138.835	139.489	140.032	140.538	140.538
Electrical and electronic fabricated plastics (excluding foam and reinforced plastics).....		326199-2	12/82	144.228	145.890	148.790	150.055	150.055
Industrial machinery plastics products, excluding foam (incl. gears, bearings, etc.).....		326199-3	06/93	191.944	193.955	194.369	194.369	191.376
Plastics packaging (excluding film, sheet, foam, and bottles).....		326199-4	06/93	214.397	216.195	216.313	213.316	210.692
Building & construction fabricated plastics products (excl foam, plumbing fixtures, hardware).....		326199-8	12/03	186.372	187.486	187.130	186.609	184.801
Secondary products and miscellaneous receipts.....		326199-SM						

See footnotes at end of table.

Table 11. Producer price indexes for net output of selected industries and their products, not seasonally adjusted — Continued
 [November 2022]

Title ¹	Industry code	Product code	Index base	Unadjusted index ²				
				July 2022	Aug. 2022 ^P	Sept. 2022 ^P	Oct. 2022 ^P	Nov. 2022 ^P
All other plastics product manufacturing - Continued								
Miscellaneous receipts.....		326199-M	12/99	171.641	171.901	171.901	172.589	172.589
Secondary products.....		326199-S	06/93	174.965	176.201	175.919	175.655	175.507
Rubber product mfg.....	3262		12/03	186.882	187.871	188.368	189.383	189.762
Tire mfg.....	32621		06/81	207.549	208.991	209.805	211.749	212.778
Tire manufacturing, except retreading.....	326211		06/81	207.558	209.000	209.814	211.760	212.788
Primary products.....		326211-P	06/81	191.159	192.660	193.523	195.585	196.676
Tread rubber, tire sundries, and repair materials.....		326211-H	06/81	284.107	287.833	287.833	287.850	287.850
Pneumatic tires (including passenger, truck, bus, tractor, industrial, and other tires).....		326211-0	12/11	114.997	115.868	116.425	117.755	118.458
Passenger car pneumatic tires (casings).....		326211-01	06/81	170.686	172.387	172.387	176.705	177.026
Truck and bus (including off-the-highway) pneumatic tires.....		326211-03	06/81	191.799	192.785	195.199	193.315	196.077
Secondary products and miscellaneous receipts.....		326211-SM						
Rubber and plastics hose and belting.....	32622		12/03	206.106	206.967	207.043	205.406	203.935
Rubber and plastics hose and belting mfg.....	326220		12/81	329.545	330.921	331.043	328.422	326.070
Primary products.....		326220-P	12/81	329.707	331.216	331.350	329.693	327.096
Rubber and plastics belt and belting mfg.....		326220-D	12/11	141.924	143.461	143.597	144.124	144.241
Rubber and plastics transmission belts and belting (excluding flat).....		326220-D2	12/81	220.004	226.837	226.837	229.182	229.182
Rubber and plastic hose mfg.....		326220-H	12/11	135.149	135.149	135.149	133.605	131.681
Rubber and plastics hose for on- and off-highway motor vehicles.....		326220-H3	12/04	149.120	149.120	149.120	146.628	140.783
Industrial rubber and plastics hose without fittings.....		326220-H4	12/04	169.487	169.487	169.487	166.031	166.031
Rubber and plastics water hose (incl. fire, irrigation, etc.).....		326220-H5	12/04	273.609	273.609	273.609	272.120	272.120
Secondary products and miscellaneous receipts.....		326220-SM						
Miscellaneous receipts.....		326220-M	12/04	181.381	181.381	181.381	173.937	-
Other rubber product mfg.....	32629		12/88	208.727	209.486	209.878	210.943	211.269
Rubber product mfg. for mechanical use.....	326291		12/88	159.680	160.067	160.068	160.105	160.097
Primary products.....		326291-P	12/88	150.522	151.008	151.008	151.008	151.066
Other extruded rubber mechanical goods (excl. auto)(excl. tubing).....		326291-C	12/03	148.916	148.189	148.189	148.189	149.441
Molded rubber mechanical goods, automotive.....		326291-1	06/83	104.448	104.640	104.640	104.640	104.640
Molded rubber mechanical goods, transportation (excluding automotive)/off-highway machinery.....		326291-2	12/03	148.583	150.065	150.065	150.065	150.065
Other molded rubber mechanical goods (excluding tubing).....		326291-9	12/03	180.854	181.950	181.950	181.950	181.950
Secondary products and miscellaneous receipts.....		326291-SM						
Secondary products.....		326291-S	06/83	276.405	276.412	276.421	276.830	276.232
All other rubber product manufacturing.....	326299		06/83	280.163	281.391	282.241	284.529	285.256
Primary products.....		326299-P	06/83	282.065	283.094	283.924	286.592	287.444
Rubber druggist and medical sundries, excluding gloves.....		326299-A	12/03	145.791	145.912	146.039	146.039	146.039
All other miscellaneous rubber goods.....		326299-B	06/83	229.614	230.280	234.923	234.923	234.923
Rubber compounds or mixtures for sale or interplant transfer.....		326299-6	06/83	321.866	321.879	321.892	330.212	330.212
All other industrial rubber products.....		326299-7	06/83	310.107	312.018	312.444	313.977	317.912
Secondary products and miscellaneous receipts.....		326299-SM						
Nonmetallic mineral product manufacturing.....	327		12/84	266.925	269.578	270.791	272.057	273.869
Clay product and refractory manufacturing.....	3271		12/03	168.279	169.906	170.968	171.760	172.222
Pottery, ceramics, and plumbing fixture mfg.....	32711		12/84	264.593	266.189	267.729	268.091	268.981
Pottery, ceramics, and plumbing fixture mfg.....	327110		12/11	145.415	146.292	147.137	147.336	147.825
Primary products.....		327110-P	12/11	140.086	141.120	142.118	142.353	142.929
All other pottery products (including china decorated for the trade).....		327110-6	12/06	162.981	164.211	164.211	164.211	164.211
Porcelain, steatite, and other ceramic electrical products.....		327110-7	12/85	303.405	307.409	309.462	310.540	313.190
Secondary products and miscellaneous receipts.....		327110-SM						
Clay building material and refractories mfg.....	32712		12/03	167.672	169.576	170.670	171.720	172.133
Clay building material and refractories mfg.....	327120		12/11	132.221	133.722	134.585	135.413	135.739
Primary products.....		327120-P	12/11	133.077	134.505	135.060	135.949	136.301
Brick and structural clay tile.....		327120-1	12/84	235.593	238.041	238.127	252.862	252.862
Building or common brick.....		327120-11	12/84	233.471	235.691	235.780	251.022	251.022
Glazed brick and other brick (paving, floor, and sewer).....		327120-12	12/04	175.230	180.535	180.535	180.679	180.679
Clay floor and wall tile, glazed and unglazed (including quarry tile and ceramic mosaic tile).....		327120-2	06/85	112.860	112.860	114.857	113.009	113.009
Nonclay refractories (excluding dead-burned magnesia).....		327120-6	12/04	191.723	196.289	196.855	195.073	196.163
Clay refractories.....		327120-7	12/04	208.754	208.977	208.977	208.977	208.977
All other structural clay products, excluding clay refractories.....		327120-9	12/85	277.863	277.863	279.257	279.257	279.257
Secondary products and miscellaneous receipts.....		327120-SM						
Miscellaneous receipts.....		327120-M	12/11	126.236	129.020	134.419	134.502	134.502
Glass and glass product manufacturing.....	3272		12/03	155.819	157.671	157.512	158.680	160.372
Glass and glass product manufacturing.....	32721		12/03	155.819	157.671	157.512	158.680	160.372

See footnotes at end of table.

Table 11. Producer price indexes for net output of selected industries and their products, not seasonally adjusted — Continued
 [November 2022]

Title ¹	Industry code	Product code	Index base	Unadjusted index ²				
				July 2022	Aug. 2022 ^P	Sept. 2022 ^P	Oct. 2022 ^P	Nov. 2022 ^P
Glass and glass product manufacturing - Continued								
Flat glass manufacturing.....	327211		12/80	147.133	154.327	153.324	156.809	159.220
Primary products.....		327211-P	12/80	141.160	147.721	146.661	150.272	152.818
Flat glass (float, sheet, and plate process), made by flat glass producers.....		327211-1	12/80	146.413	155.347	153.818	157.037	160.708
Other glass products, made by flat glass producers.....		327211-4	12/06	165.563	167.094	167.094	172.852	172.852
Secondary products and miscellaneous receipts.....		327211-SM						
Other pressed and blown glass and glassware.....	327212		06/83	184.913	185.013	185.082	185.214	185.214
Primary products.....		327212-P	06/83	184.153	184.256	184.327	184.463	184.463
Glass fiber and machine-made pressed and blown glass and glassware, made by glass producers.....		327212-B	06/12	139.420	139.499	139.553	139.656	139.656
Handmade pressed and blown glassware, made by glass producers.....		327212-9	12/04	130.979	131.022	131.022	131.118	131.118
Secondary and miscellaneous receipts.....		327212-SM						
Glass container manufacturing.....	327213		06/82	250.239	250.239	250.239	250.239	254.358
Primary products.....		327213-P	06/82	251.156	251.156	251.156	251.156	255.325
Glass containers (including value of packaging).....		327213-0	12/03	180.657	180.657	180.657	180.657	183.656
Secondary products and miscellaneous receipts.....		327213-SM1						
Glass product mfg. made of purchased glass.....	327215		06/83	195.769	197.355	197.366	198.848	200.833
Primary products.....		327215-P	06/83	189.767	191.416	191.440	193.002	194.937
Other glass products, made from purchased glass.....		327215-B	06/83	182.791	184.801	184.801	186.883	189.597
Machine-made pressed and blown glassware, made from purchased glass.....		327215-C	06/13	124.832	126.059	126.193	126.649	126.620
Mirrors (decorated and undecorated), made from purchased glass.....		327215-9	06/83	192.568	192.568	192.568	192.568	192.568
Secondary products and miscellaneous receipts.....		327215-SM						
Cement and concrete product manufacturing.....	3273		12/03	214.455	216.808	218.620	219.540	221.044
Cement manufacturing.....	32731		06/82	296.725	299.589	301.600	306.252	306.572
Cement manufacturing.....	327310		06/82	296.731	299.595	301.607	306.259	306.578
Primary products.....		327310-P	06/82	292.684	295.652	297.736	301.974	302.305
Cement, hydraulic (including cost of shipping containers).....		327310-0	06/89	289.340	292.273	294.334	298.523	298.851
Secondary products and miscellaneous receipts.....		327310-SM						
Ready-mix concrete manufacturing.....	32732		12/03	216.464	219.013	221.004	221.875	223.960
Ready-mix concrete manufacturing.....	327320		06/81	335.624	339.575	342.661	344.013	347.245
Primary products.....		327320-P	06/81	331.482	335.715	338.855	340.117	343.481
Northeast region ready-mix concrete.....		327320-A	12/12	145.762	147.951	147.016	149.817	150.279
Midwest region ready-mix concrete.....		327320-B	12/12	143.630	142.909	143.647	143.070	148.514
South region ready-mix concrete.....		327320-C	12/12	149.857	152.727	155.115	155.242	154.575
West region ready-mix concrete.....		327320-D	12/12	162.513	165.355	166.746	168.430	170.504
Secondary products and miscellaneous receipts.....		327320-SM						
Miscellaneous receipts.....		327320-M	06/81	396.692	381.862	384.638	389.748	389.748
Secondary products.....		327320-S	06/81	369.683	383.265	383.227	383.763	383.763
Concrete pipe, brick, and block manufacturing.....	32733		12/03	193.293	194.837	198.479	199.254	199.266
Concrete block and brick manufacturing.....	327331		06/81	320.468	322.668	327.130	328.252	328.203
Primary products.....		327331-P	06/81	332.204	334.119	339.144	340.553	340.423
Concrete block and brick.....		327331-0	12/06	157.533	158.441	160.824	161.492	161.431
Structural concrete block, lightweight units (weighing less than 105 lb/cubic ft.) (dry weight).....		327331-01	06/81	300.154	302.559	306.609	309.386	309.386
Structural concrete block, mediumweight units (weighing 105 - 124 lb/cubic ft.) (dry weight).....		327331-02	06/81	379.357	380.710	388.653	391.697	391.697
Structural concrete block, normalweight units (weighing 125 lb or more/cubic ft.) (dry weight).....		327331-03	06/81	362.494	364.828	372.192	372.882	372.984
Decorative concrete block (including screen, split, slump, shadow block, etc.).....		327331-04	06/81	296.702	296.805	301.266	302.927	302.276
Concrete pavers (including grid, interlocking, etc.).....		327331-05	06/81	331.967	335.042	339.963	339.963	339.963
Concrete brick.....		327331-06	06/81	309.714	309.714	310.892	310.892	310.892
Secondary products and miscellaneous receipts.....		327331-SM						
Miscellaneous receipts.....		327331-M	06/81	287.401	287.401	291.511	291.511	291.511
Secondary products.....		327331-S	06/81	269.904	287.016	283.265	284.411	285.552
Concrete pipe manufacturing.....	327332		12/03	202.340	204.383	210.061	211.065	211.160
Primary products.....		327332-P	12/03	201.115	203.145	208.788	209.787	209.881
Concrete pipe.....		327332-0	12/03	201.115	203.145	208.788	209.787	209.881
Concrete storm sewer pipe.....		327332-02	12/99	259.383	266.407	269.369	274.735	275.020
Concrete pipe, except concrete culvert and storm sewer pipe.....		327332-03	06/94	253.400	254.564	255.144	255.144	255.144
Other concrete product manufacturing.....	32739		12/03	227.437	230.102	230.337	230.610	232.331
Other concrete product manufacturing.....	327390		12/03	227.462	230.123	230.358	230.631	232.353
Primary products.....		327390-P	12/03	224.850	227.697	227.940	228.222	229.899
Precast concrete products.....		327390-1	12/79	405.892	407.659	409.343	410.389	411.758
Precast concrete slabs and tile, roof and floor units.....		327390-11	07/85	362.540	363.866	379.892	368.678	368.678

See footnotes at end of table.

Table 11. Producer price indexes for net output of selected industries and their products, not seasonally adjusted — Continued
 [November 2022]

Title ¹	Industry code	Product code	Index base	Unadjusted index ²				
				July 2022	Aug. 2022 ^P	Sept. 2022 ^P	Oct. 2022 ^P	Nov. 2022 ^P
Other concrete product manufacturing - Continued								
Precast concrete architectural wall panels.....		327390-12	11/84	352.343	353.042	347.506	348.445	348.445
Burial vaults and boxes, precast concrete.....		327390-13	12/79	447.176	447.176	447.176	449.837	451.325
Precast concrete products (excl burial vaults and boxes, slabs and tile, and arch. wall panels).....		327390-14	12/79	378.734	381.020	381.120	385.565	387.671
Prestressed concrete products.....		327390-4	12/79	401.456	414.788	412.176	411.367	418.412
Prestressed concrete products (excl bridge beams and solid and hollow cored slabs and panels).....		327390-43	06/94	209.250	214.188	213.132	213.029	213.278
Prestressed concrete bridge beams.....		327390-46	01/17	200.153	212.470	209.986	209.422	212.338
Prestressed concrete solid and hollow cored slabs and panels.....		327390-47	01/17	162.853	163.211	163.398	162.764	172.392
Secondary products and miscellaneous receipts.....		327390-SM						
Secondary products.....		327390-S	12/79	489.818	490.384	490.666	490.666	490.952
Lime and gypsum product manufacturing.....	3274		12/03	233.805	237.848	238.259	239.267	240.153
Lime manufacturing.....	32741		12/03	266.722	266.829	266.923	272.122	273.371
Lime manufacturing.....	327410		12/85	342.933	343.071	343.192	349.876	351.482
Primary products.....		327410-P	12/85	356.925	356.925	357.050	364.005	365.675
Lime.....		327410-0	12/04	259.932	259.932	260.023	265.088	266.304
Secondary products and miscellaneous receipts.....		327410-SM						
Gypsum product manufacturing.....	32742		12/03	232.183	238.208	238.783	237.980	238.752
Gypsum product manufacturing.....	327420		06/81	379.339	389.186	390.130	388.819	390.084
Primary products.....		327420-P	06/81	406.201	417.077	418.446	417.185	418.765
Gypsum building materials.....		327420-1	12/93	339.097	349.806	351.154	349.912	351.469
Other gypsum products.....		327420-5	01/00	243.423	243.423	243.423	243.423	243.423
Secondary products and miscellaneous receipts.....		327420-SM						
Other nonmetallic mineral products.....	3279		12/84	251.529	252.308	252.996	253.767	254.760
Abrasive product manufacturing.....	32791		12/03	167.256	166.092	165.312	166.860	171.118
Abrasive product manufacturing.....	327910		12/80	279.009	277.067	275.767	278.349	285.452
Primary products.....		327910-P	12/80	295.402	293.321	291.927	294.465	302.080
Nonmetallic sized grains, powders, and flour abrasives (incl. graded only).....		327910-1	06/87	245.196	245.196	245.196	245.397	245.397
Nonmetallic abrasive products (including diamond abrasives).....		327910-4	12/80	274.363	274.369	274.944	277.249	292.321
Nonmetallic coated abrasive products and buffing wheels, polishing wheels, and laps.....		327910-7	12/80	342.408	344.949	344.949	351.597	363.533
Secondary products and miscellaneous receipts.....		327910-SM						
Miscellaneous receipts.....		327910-M	12/80	341.882	341.882	341.882	357.153	357.153
All other nonmetallic mineral product mfg.....	32799		12/03	194.757	195.881	196.797	197.074	196.728
Cut stone and stone product manufacturing.....	327991		12/84	238.671	238.774	240.031	240.199	240.199
Primary products.....		327991-P	12/84	232.360	232.465	233.765	233.939	233.939
Dressed dimension granite (including gneiss, syenite, diorite, and cut granite).....		327991-1	12/84	226.164	226.964	227.481	227.481	227.481
Dressed dimension limestone (including dolomite, travertine, calcareous, tufa, & cut limestone).....		327991-4	12/84	204.064	204.238	204.238	204.238	204.238
Dressed dimension marble and other stone.....		327991-7	12/84	234.245	232.007	236.262	237.057	237.057
Secondary products and miscellaneous receipts.....		327991-SM						
Miscellaneous receipts.....		327991-M1	12/14	138.999	—	—	—	—
Ground or treated minerals and earths mfg.....	327992		06/85	297.364	299.749	301.896	303.860	301.820
Primary products.....		327992-P	06/85	291.456	293.759	295.931	297.966	295.799
Ground or treated minerals and earths.....		327992-0	06/85	291.456	293.759	295.931	297.966	295.799
Treated lightweight aggregate and crushed slag, minerals and earths.....		327992-04	12/14	147.594	147.594	147.594	147.594	147.594
Other minerals and earths, treated.....		327992-06	12/14	84.758	86.694	86.781	87.728	87.787
Secondary products and miscellaneous receipts.....		327992-SM						
Mineral wool manufacturing.....	327993		12/81	285.089	288.123	289.550	289.234	288.839
Primary products.....		327993-P	12/81	285.290	288.401	289.866	289.541	289.059
Mineral wool for thermal and acoustical envelope insulation.....		327993-1	12/81	300.678	302.954	303.178	302.706	302.005
Mineral wool for industrial, equipment, and appliance insulation.....		327993-4	12/81	228.386	232.889	236.710	236.710	236.710
Secondary products and miscellaneous receipts.....		327993-SM						
Miscellaneous receipts.....		327993-M1	07/09	134.151	134.151	134.151	134.151	135.620
All other miscellaneous nonmetallic mineral product manufacturing.....	327999		12/03	172.823	173.191	173.446	173.740	173.745
Primary products.....		327999-P	12/03	171.782	171.869	171.903	172.316	172.316
All other nonmetallic mineral products.....		327999-0	12/03	171.782	171.869	171.903	172.316	172.316
Other nonmetallic mineral products.....		327999-09	06/06	113.571	113.799	113.888	114.969	114.969
Secondary products and miscellaneous receipts.....		327999-SM						
Secondary products.....		327999-S1	12/14	—	—	—	—	—
Primary metal mfg.....	331		12/84	336.596	324.097	310.959	299.806	296.808
Iron & steel mills & ferroalloy mfg.....	3311		12/03	338.752	318.060	296.385	280.663	272.245
Iron & steel mills & ferroalloy mfg.....	33111		12/03	338.752	318.060	296.385	280.663	272.245

See footnotes at end of table.

Table 11. Producer price indexes for net output of selected industries and their products, not seasonally adjusted — Continued
 [November 2022]

Title ¹	Industry code	Product code	Index base	Unadjusted index ²				
				July 2022	Aug. 2022 ^P	Sept. 2022 ^P	Oct. 2022 ^P	Nov. 2022 ^P
Iron & steel mills & ferroalloy mfg - Continued								
Iron and steel mills and ferroalloy mfg.	331110		06/82	363.310	341.139	317.913	301.040	292.020
Primary products.		331110-P	06/82	367.640	344.277	319.804	303.222	293.718
Steel ingots and semifinished products.		331110-3	06/82	572.867	551.231	531.895	519.641	504.206
Ferroalloys and related products.		331110-6	12/09	163.495	145.443	141.771	137.786	135.661
Hot rolled steel bars, plates, and structural shapes.		331110-7	06/82	339.635	331.563	323.414	319.009	316.815
Hot rolled steel bars, plates, and structural shapes, carbon.		331110-71	12/17	197.721	192.061	187.333	185.075	184.297
Hot rolled steel bars, plates, and structural shapes, alloy.		331110-76	12/10	150.374	—	—	—	—
Secondary products and miscellaneous receipts.		331110-SM						
Steel product mfg from purchased steel.	3312		12/03	357.302	351.090	344.200	337.238	329.971
Iron & steel pipe and tube mfg from purchased steel.	33121		12/03	429.648	425.716	421.703	415.577	407.514
Iron and steel pipe and tube manufacturing from purchased steel.	331210		06/82	614.496	608.849	603.146	594.369	582.837
Primary products.		331210-P	06/82	636.202	629.630	624.865	615.273	603.336
Iron and steel pipes and tubes, from purchased iron and steel.		331210-0	06/82	636.202	629.630	624.865	615.273	603.336
Pipe and tube, carbon.		331210-02	12/10	247.231	243.132	240.441	234.499	229.446
Pipe and tube, alloy.		331210-03	12/10	194.612	198.906	202.051	206.393	203.499
Pipe and tube, stainless.		331210-04	12/10	140.082	136.905	132.239	131.655	130.682
Secondary products and miscellaneous receipts.		331210-SM1						
Rolling & drawing of purchased steel.	33122		12/03	299.259	290.569	280.600	272.560	265.810
Rolled steel shape mfg.	331221		06/82	354.500	324.492	307.231	294.680	280.805
Primary products.		331221-P	06/82	331.500	302.685	287.028	274.102	259.293
Cold rolled steel sheet and strip, made from purchased steel.		331221-1	06/82	372.445	325.286	301.654	285.873	262.782
Cold finished steel bars and bar shapes, made from purchased steel.		331221-3	06/82	292.580	292.688	289.304	280.070	278.145
Secondary products and miscellaneous receipts.		331221-SM						
Steel wire drawing.	331222		06/82	368.204	377.096	370.257	363.370	360.897
Primary products.		331222-P	06/82	378.703	388.221	380.799	373.513	371.276
Steel wire, including galvanized and other coated wire.		331222-5	06/82	315.138	329.198	324.197	318.723	315.926
Carbon steel wire.		331222-5A	06/82	338.053	335.859	332.303	329.663	325.209
Stainless steel wire.		331222-5C	06/82	235.733	290.126	282.166	270.136	—
Secondary products and miscellaneous receipts.		331222-SM						
Miscellaneous receipts.		331222-M	03/98	160.180	163.039	161.832	161.577	156.777
Secondary products.		331222-S	06/82	212.350	213.003	212.448	207.031	207.031
Alumina & aluminum production & processing.	3313		12/03	167.950	162.672	159.920	154.534	153.638
Alumina & aluminum production & processing.	33131		12/03	168.047	162.766	160.013	154.624	153.727
Secondary smelting and alloying of aluminum.	331314		12/03	200.751	196.285	193.320	187.647	184.601
Primary products.		331314-P	06/80	219.458	213.847	210.546	203.726	200.050
Aluminum ingot, including billet, made by secondary smelters.		331314-2	12/03	210.830	204.779	201.218	193.863	189.866
Aluminum and aluminum-base alloys powders, paste, and flakes.		331314-5	12/03	131.893	131.893	131.893	131.893	132.061
Secondary products and miscellaneous receipts.		331314-SM						
Aluminum sheet, plate, and foil mfg.	331315		06/81	227.524	216.966	213.783	208.139	204.230
Primary products.		331315-P	06/81	235.156	224.243	220.954	215.121	211.080
Aluminum sheet, plate, and foil.		331315-0	06/81	235.156	224.243	220.954	215.121	211.080
Other aluminum rolling, drawing, and extruding.	331318		12/81	276.159	265.413	264.459	252.540	249.882
Primary products.		331318-P	12/81	286.710	274.889	273.844	261.602	258.785
Extruded aluminum rod, bar, and other extruded shapes.		331318-1	12/81	305.427	292.921	291.814	278.838	275.900
Extruded and drawn aluminum tube.		331318-3	12/94	135.712	129.737	129.217	123.137	121.525
Secondary products and miscellaneous receipts.		331318-SM						
Nonferrous (exc alum) production & processing.	3314		12/03	268.879	269.242	264.225	258.229	269.918
Nonferrous metal (except aluminum) smelting and refining.	33141		12/03	275.473	277.166	266.972	261.766	278.587
Nonferrous metal (except aluminum) smelting and refining.	331410		12/09	108.445	109.108	105.095	103.044	109.669
Primary products.		331410-P	12/09	113.503	113.673	109.498	107.182	114.441
Primary smelting and refining of copper.		331410-1	06/80	281.490	286.148	285.875	283.432	—
Secondary products and miscellaneous receipts.		331410-SM1						
Copper rolling/drawing/extruding & alloying.	33142		12/03	307.474	302.246	302.061	291.711	301.808
Copper rolling, drawing, extruding, and alloying.	331420		12/11	121.415	119.351	119.278	115.190	119.178
Primary products.		331420-P	12/11	120.842	118.863	118.800	114.552	118.862
Copper wire and cable.		331420-A	12/03	276.499	262.288	258.450	256.966	258.920
Copper and copper alloy sheet, strip, and plate.		331420-5	12/80	428.888	444.806	445.066	435.688	466.884
Secondary smelting, refining, and alloying of copper.		331420-8	12/03	408.070	408.602	393.398	374.351	383.694
Copper and copper alloy rod, bar, and shapes.		331420-9	12/80	488.374	490.582	489.709	476.761	513.561
Secondary products and miscellaneous receipts.		331420-SM						
Secondary products.		331420-S	12/11	126.724	—	—	—	—
Other nonferrous roll/draw/extruding/alloying.	33149		12/03	233.440	237.110	230.697	227.633	238.357

See footnotes at end of table.

Table 11. Producer price indexes for net output of selected industries and their products, not seasonally adjusted — Continued
 [November 2022]

Title ¹	Industry code	Product code	Index base	Unadjusted index ²				
				July 2022	Aug. 2022 ^P	Sept. 2022 ^P	Oct. 2022 ^P	Nov. 2022 ^P
Other nonferrous roll/draw/extruding/alloying - Continued								
Nonferrous metal (except copper and aluminum) rolling, drawing, and extruding.	331491		12/03	222.185	219.321	218.314	213.171	211.230
Primary products.		331491-P	12/03	192.189	189.609	188.763	184.151	182.948
All other nonferrous metal mill shapes.		331491-D	06/82	305.312	301.575	302.306	286.288	288.573
Nickel and nickel-base alloy mill shapes.		331491-2	06/82	309.982	301.228	296.770	286.375	279.493
Titanium and titanium-base alloy mill shapes.		331491-3	06/82	179.744	179.744	180.929	181.918	181.918
Secondary products and miscellaneous receipts.		331491-SM						
Secondary products.		331491-S	06/82	372.668	372.668	366.344	364.076	364.076
Secondary smelting, refining, and alloying of nonferrous metal (except copper and aluminum).	331492		12/03	253.118	261.079	250.946	249.036	268.347
Primary products.		331492-P	12/03	251.576	260.133	249.232	247.175	266.685
Secondary products and miscellaneous receipts.		331492-SM						
Foundries.	3315		12/03	197.182	197.027	197.564	197.194	199.262
Ferrous metal foundries.	33151		12/84	285.456	284.927	284.511	284.545	286.727
Iron foundries.	331511		12/80	334.811	335.195	334.286	337.473	341.922
Primary products.		331511-P	12/80	321.657	322.077	321.052	323.949	328.970
Ductile iron pressure pipe and fittings.		331511-1	12/80	421.460	428.470	426.109	423.326	462.001
Other ductile iron castings.		331511-3	06/86	214.051	213.288	212.877	215.954	215.827
Other ductile iron castings for automotive uses.		331511-31	06/12	111.281	110.904	110.753	111.123	111.042
Other ductile iron castings for all other uses.		331511-32	06/12	137.081	136.574	136.253	139.360	139.293
Other gray iron castings.		331511-9	12/03	206.999	206.854	206.113	208.791	208.787
Secondary products and miscellaneous receipts.		331511-SM						
Steel investment foundries.	331512		06/81	370.678	365.641	365.641	357.785	357.880
Primary products.		331512-P	06/81	353.549	348.596	348.596	340.871	340.871
Steel investment castings.		331512-0	06/81	353.549	348.596	348.596	340.871	340.871
Secondary products and miscellaneous receipts.		331512-SM						
Secondary products.		331512-S	06/81	503.564	503.564	503.564	503.564	507.815
Steel foundries, except investment.	331513		06/81	265.081	265.576	265.692	264.721	264.718
Primary products.		331513-P	12/03	201.852	200.509	200.413	199.622	199.621
Carbon steel castings, except investment.		331513-1	06/81	287.834	287.562	286.176	286.176	286.176
Alloy steel castings, excluding investment.		331513-4	12/17	141.491	139.946	140.337	139.368	139.367
High alloy steel castings, except investment.		331513-41	06/81	389.423	377.096	377.096	377.096	377.096
Other alloy steel castings, except investment.		331513-43	12/03	190.544	190.497	191.297	189.319	189.317
Secondary products and miscellaneous receipts.		331513-SM						
Nonferrous metal foundries.	33152		12/84	241.318	241.538	243.793	242.575	246.197
Nonferrous metal die-casting foundries.	331523		12/11	122.595	122.080	122.468	121.609	123.724
Primary products.		331523-P	12/11	123.802	123.254	123.648	122.736	124.988
Aluminum die-castings.		331523-1	06/83	191.545	191.373	190.861	189.676	194.912
Nonferrous (except aluminum) die-castings.		331523-3	06/91	267.409	263.938	268.578	265.847	264.796
Secondary products and miscellaneous receipts.		331523-SM						
Secondary products.		331523-S	12/11	111.446	111.413	111.855	111.735	111.900
Aluminum foundries, except die-casting.	331524		06/91	213.180	214.176	219.761	219.790	221.833
Primary products.		331524-P	06/91	193.778	194.864	200.955	201.020	203.248
Aluminum castings, excluding die-castings.		331524-0	06/91	193.778	194.864	200.955	201.020	203.248
Secondary products and miscellaneous receipts.		331524-SM						
Secondary products.		331524-S1	06/08	273.506	273.506	273.506	273.274	273.274
Other nonferrous metal foundries, except die-casting.	331529		12/11	126.590	128.283	129.254	128.573	130.433
Primary products.		331529-P	12/11	122.333	123.904	125.161	124.736	126.150
Copper foundries (excluding die-casting).		331529-5	06/83	390.833	389.331	395.661	393.523	400.642
Secondary products and miscellaneous receipts.		331529-SM						
Fabricated metal product mfg.	332		12/84	271.919	273.229	273.071	272.743	273.184
Forging & stamping.	3321		12/03	186.844	185.886	185.642	184.131	183.904
Forging & stamping.	33211		12/03	186.874	185.916	185.672	184.160	183.934
Iron and steel forging.	332111		12/83	198.939	192.340	191.827	190.150	188.841
Primary products.		332111-P	12/83	196.786	189.907	189.350	187.602	186.238
Hot impression die impact, press and upset steel forgings.		332111-1	12/83	208.277	200.356	200.624	198.991	196.734
Hot impression die impact, press and upset carbon steel forgings.		332111-11	12/83	—	—	206.518	203.912	201.553
Hot impression die impact, press and upset alloy steel forgings.		332111-12	12/83	189.990	186.656	186.789	185.782	183.178
Secondary products and miscellaneous receipts.		332111-SM						
Nonferrous forging.	332112		12/83	173.111	175.520	175.504	173.282	173.931
Primary products.		332112-P	12/83	191.968	194.844	194.829	191.979	192.837
Hot impression die impact, press and upset nonferrous forgings.		332112-4	12/83	202.629	205.911	205.893	202.641	203.620
Hot impression die impact, press, and upset aluminum and aluminum alloy forgings.		332112-41	12/83	238.537	242.299	242.258	234.742	235.461

See footnotes at end of table.

Table 11. Producer price indexes for net output of selected industries and their products, not seasonally adjusted — Continued
 [November 2022]

Title ¹	Industry code	Product code	Index base	Unadjusted index ²				
				July 2022	Aug. 2022 ^P	Sept. 2022 ^P	Oct. 2022 ^P	Nov. 2022 ^P
Nonferrous forging - Continued								
Hot impression die impact, press, and upset titanium and titanium alloy forgings.....		332112-42	12/83	145.770	145.817	145.817	145.817	145.817
Other nonferrous hot impression die impact, press, and upset forgings.....		332112-43	06/98	142.427	151.537	151.537	151.537	155.270
Secondary products and miscellaneous receipts.....		332112-SM						
Custom roll forming.....	332114		12/03	229.294	229.504	229.389	228.936	229.182
Primary products.....		332114-P	12/84	268.780	269.052	268.903	268.316	268.634
Custom roll formed products (steel, aluminum and other metal).....		332114-0	06/90	260.958	261.223	261.078	260.508	260.817
Secondary products and miscellaneous receipts.....		332114-SM						
Powder metallurgy part mfg.....	332117		12/03	133.598	133.463	133.138	130.395	—
Primary products.....		332117-P	12/03	134.193	134.058	133.731	130.976	—
Powder metallurgy parts.....		332117-0	12/91	137.727	137.588	137.253	134.425	—
Other metal stamping, except automotive.....	332119		06/84	252.463	253.417	253.100	250.400	250.210
Primary products.....		332119-P	12/03	196.359	197.431	197.376	196.451	196.451
Metal job stampings, except automotive.....		332119-3	06/84	259.740	261.533	261.441	261.179	261.179
Motor and generator metal job stamping.....		332119-32	06/07	135.758	135.758	135.758	127.208	127.208
Other metal job stampings.....		332119-33	06/07	170.998	172.277	172.277	172.277	172.277
Secondary products and miscellaneous receipts.....		332119-SM						
Miscellaneous receipts.....		332119-M	12/03	158.743	154.207	—	—	—
Cutlery & handtool mfg.....	3322		12/03	154.548	155.195	155.247	156.484	156.797
Cutlery & handtool mfg.....	33221		12/03	154.533	155.179	155.232	156.469	156.781
Metal cookware, cutlery, and flatware mfg.....	332215		12/11	125.788	126.662	126.662	127.082	127.082
Primary products.....		332215-P	12/11	124.579	125.782	125.782	126.399	126.399
Cutlery, scissors, shears, trimmers, and snips.....		332215-2	12/83	267.291	285.749	285.749	284.014	284.014
Secondary products and miscellaneous receipts.....		332215-SM						
Miscellaneous receipts.....		332215-M	12/11	134.795	132.201	132.201	130.545	130.545
Secondary products.....		332215-S	12/11	133.418	133.418	133.418	133.418	133.418
Saw blade, handsaw, and hand and edge tool mfg.....	332216		12/11	126.780	127.098	127.167	128.536	128.947
Primary products.....		332216-P	12/11	126.066	126.282	126.255	127.646	127.968
Saw blades and handsaws.....		332216-C	06/83	206.358	206.358	206.358	212.534	212.534
Edge tools, hand-operated.....		332216-4	06/96	195.373	195.373	200.030	200.030	200.030
All other miscellaneous hand tools, except handsaws.....		332216-7	12/11	134.297	134.297	134.297	134.839	134.839
Secondary products and miscellaneous receipts.....		332216-SM						
Miscellaneous receipts.....		332216-M	12/11	132.256	133.580	133.580	134.724	134.724
Secondary products.....		332216-S	12/11	130.713	130.733	132.861	134.353	137.476
Architectural & structural metals mfg.....	3323		12/03	256.867	258.162	256.234	254.952	253.390
Plate work & fabricated structural prod mfg.....	33231		12/03	277.772	279.116	276.892	273.399	271.785
Prefabricated metal buildings and components mfg.....	332311		12/81	501.516	509.380	498.753	488.998	487.212
Primary products.....		332311-P	12/81	521.411	530.778	518.139	504.356	503.651
Prefabricated metal bldg & component systems (excl. farm service bldgs, resid. bldgs, & parts).....		332311-1	12/81	556.232	553.719	549.946	537.682	537.691
Other prefabricated and portable metal buildings and parts.....		332311-3	12/81	447.285	478.892	449.748	433.324	431.286
Panels, parts, and sections for prefabricated buildings, steel and aluminum.....		332311-34	12/81	410.478	446.514	—	—	—
Secondary products and miscellaneous receipts.....		332311-SM						
Secondary products.....		332311-S	12/81	404.068	—	—	—	—
Fabricated structural metal mfg.....	332312		12/03	274.326	274.644	272.778	268.991	267.454
Primary products.....		332312-P	06/82	366.517	364.906	361.000	354.910	352.591
Fabricated structural metal bar joists and concrete reinforcing bars.....		332312-1	06/82	364.665	359.278	354.244	344.148	340.801
Fabricated structural iron and steel for industrial buildings metal bar joists, short span.....		332312-11	06/11	187.513	186.440	180.464	169.736	167.503
Fabricated structural iron & steel for commercial, residential, institutional, & public bldgs.....		332312-12	06/11	211.950	208.440	206.271	201.639	199.809
Other fabricated structural metal.....		332312-5	06/82	377.780	378.887	377.020	375.325	374.289
Fabricated structural metal for bridges.....		332312-6	06/82	256.016	271.733	268.826	276.021	276.648
Secondary products and miscellaneous receipts.....		332312-SM						
Miscellaneous receipts.....		332312-M1	01/21	185.943	193.704	199.339	200.646	200.389
Plate work mfg.....	332313		12/03	227.944	228.586	228.586	228.586	226.192
Primary products.....		332313-P	12/03	225.347	225.983	225.983	225.983	223.615
Fabricated plate work (stacks and weldments).....		332313-0	03/80	341.788	342.752	342.752	342.752	339.161
Ornamental & architectural metal prod mfg.....	33232		12/03	239.042	240.309	238.661	239.604	238.076
Metal window and door mfg.....	332321		06/83	407.666	408.418	401.237	403.790	404.210
Primary products.....		332321-P	06/83	426.295	426.791	419.682	422.529	423.062
Metal molding and trim and store fronts.....		332321-B	06/83	1,163.404	1,163.348	1,062.242	1,068.669	1,068.669
Metal windows (except storm sash).....		332321-D	06/83	401.155	403.285	401.632	406.618	406.777
Metal doors (except storm doors).....		332321-1	06/83	409.913	410.007	406.945	409.380	410.211

See footnotes at end of table.

Table 11. Producer price indexes for net output of selected industries and their products, not seasonally adjusted — Continued
 [November 2022]

Title ¹	Industry code	Product code	Index base	Unadjusted index ²				
				July 2022	Aug. 2022 ^P	Sept. 2022 ^P	Oct. 2022 ^P	Nov. 2022 ^P
Metal window and door mfg - Continued								
Metal window and door screens (except combination screens) and metal weather strip.....		332321-9	06/83	345.082	345.082	345.082	345.474	345.474
Secondary products and miscellaneous receipts.....		332321-SM						
Secondary products.....		332321-S	06/83	335.543	337.864	329.613	330.675	330.478
Sheet metal work mfg.....	332322		12/82	296.810	299.478	298.310	299.518	295.993
Primary products.....		332322-P	12/82	294.129	297.126	295.697	297.085	293.372
Sheet metal electronic enclosures.....		332322-C	06/11	140.269	139.729	139.844	139.896	139.737
Steel sheet metal computer & peripheral equipment enclosures.....		332322-C1	06/11	121.709	121.373	121.555	122.590	122.406
Aluminum sheet metal computer & peripheral equipment enclosures.....		332322-C2	06/11	169.210	167.649	167.886	167.861	167.855
Other sheet metal electronic enclosures (excluding computers).....		332322-C3	06/11	136.024	135.766	135.788	135.247	135.049
Other sheet metal work.....		332322-G	12/03	165.634	165.519	168.392	169.082	167.435
Aluminum and other sheet metal work.....		332322-G3	06/11	132.377	132.133	132.259	133.140	131.115
Sheet metal air-conditioning ducts and stove pipe.....		332322-1	12/03	290.205	290.205	290.431	290.496	290.496
Sheet metal roofing and roof drainage equipment.....		332322-7	12/03	247.488	246.244	245.217	251.272	240.860
Secondary products and miscellaneous receipts.....		332322-SM						
Secondary products.....		332322-S	12/03	199.054	199.522	200.275	200.270	199.110
Ornamental and architectural metal work mfg.....	332323		12/83	506.533	507.148	508.230	508.259	506.301
Primary products.....		332323-P	12/83	549.509	550.323	551.124	550.958	549.030
Ornamental and architectural metal work.....		332323-8	12/97	411.574	411.739	413.110	412.826	411.882
Iron, steel, and aluminum stairs, staircases, and fire escapes.....		332323-81	12/83	606.470	605.540	605.051	604.454	602.483
Steel and aluminum fences, gates (not wire), and railings and window guards.....		332323-82	12/97	298.086	299.558	303.448	303.448	303.433
Other architectural and ornamental work.....		332323-9	12/97	326.373	327.700	327.700	327.700	327.700
Other aluminum and metal architectural and ornamental work.....		332323-91	12/88	314.025	317.874	317.874	317.874	317.874
Other iron and steel architectural and ornamental work.....		332323-92	12/97	348.537	348.537	348.537	348.537	348.537
Metal stalls and corrals.....		332323-94	05/17	171.473	-	-	-	-
Secondary products and miscellaneous receipts.....		332323-SM						
Secondary products.....		332323-S	12/83	250.769	249.333	248.746	251.453	247.016
Boiler, tank & shipping container mfg.....	3324		12/03	224.859	225.026	227.503	225.318	224.761
Power boiler & heat exchanger mfg.....	33241		12/03	239.054	239.302	247.288	245.833	245.791
Power boiler and heat exchanger mfg.....	332410		12/03	239.196	239.444	247.469	246.005	245.964
Primary products.....		332410-P	12/03	238.776	239.033	248.329	246.537	246.537
Fabricated heat exchangers and steam condensers (excluding nuclear applications).....		332410-1	03/80	502.004	502.756	516.413	516.413	516.413
Steel power boilers (stationary and marine), parts and attachments (excl. nuclear applications).....		332410-6	05/21	-	-	123.010	118.131	-
Secondary products and miscellaneous receipts.....		332410-SM						
Metal tank (heavy gauge) mfg.....	33242		12/03	237.148	237.146	238.407	238.806	238.841
Metal tanks, heavy gauge, mfg.....	332420		12/03	237.016	237.013	238.266	238.665	238.699
Primary products.....		332420-P	12/03	230.890	230.883	231.743	232.145	232.145
Metal tanks, heavy gauge.....		332420-0	12/03	230.890	230.883	231.743	232.145	232.145
Secondary products and miscellaneous receipts.....		332420-SM						
Secondary products.....		332420-S	03/80	344.996	345.056	351.324	351.737	352.200
Light gauge metal container mfg.....	33243		12/84	225.725	225.965	227.213	223.243	222.146
Metal can mfg.....	332431		06/81	222.308	222.275	223.798	219.150	219.087
Primary products.....		332431-P	06/81	220.683	220.683	222.266	217.864	217.864
Steel cans and tinware products.....		332431-1	06/81	326.061	326.061	332.363	332.363	332.363
Aluminum cans (including lids, ends, and parts shipped separately).....		332431-3	06/81	160.194	160.194	160.194	155.111	155.111
Secondary products and miscellaneous receipts.....		332431-SM						
Other metal container mfg.....	332439		12/03	283.123	284.479	284.924	282.785	277.423
Steel shipping barrels & drums, exc. beer barrels (more than 12-gallon capacity).....		332439-3	06/83	503.516	511.617	514.595	500.287	459.653
All other metal containers.....		332439-6	12/03	225.603	225.603	225.603	225.603	225.603
Secondary products and miscellaneous receipts.....		332439-SM						
Secondary products.....		332439-S	12/03	224.083	224.083	224.083	224.083	224.083
Hardware mfg.....	3325		12/03	199.197	200.539	200.544	200.342	201.948
Hardware mfg.....	33251		12/03	199.197	200.539	200.544	200.342	201.948
Hardware mfg.....	332510		06/85	267.183	268.982	268.989	268.719	270.871
Primary products.....		332510-P	06/85	255.063	256.768	256.772	256.473	257.824
All other miscellaneous hardware.....		332510-A	06/85	468.826	469.122	469.088	468.451	468.734
Furniture hardware (excluding cabinet hardware).....		332510-2	06/85	300.712	300.712	300.712	300.712	299.559
Builders' hardware, including fabricated metal safe and vault locks, & cabinet hardware.....		332510-4	06/85	293.112	296.135	296.150	296.150	296.601
Motor vehicle hardware (lock units, door & window handles, window regulators, hinges, etc.).....		332510-6	06/85	164.989	164.989	164.989	164.989	170.300
Other transportation equipment hardware, incl. marine & aircraft (excl. motor vehicle hardware).....		332510-7	06/85	392.360	399.748	399.748	395.059	381.341

See footnotes at end of table.

Table 11. Producer price indexes for net output of selected industries and their products, not seasonally adjusted — Continued
 [November 2022]

Title ¹	Industry code	Product code	Index base	Unadjusted index ²				
				July 2022	Aug. 2022 ^P	Sept. 2022 ^P	Oct. 2022 ^P	Nov. 2022 ^P
Hardware mfg - Continued								
Secondary products and miscellaneous receipts.....		332510-SM						
Miscellaneous receipts.....		332510-M	07/85	387.626	387.626	387.626	387.626	388.878
Secondary products.....		332510-S	06/85	322.879	327.565	327.609	327.609	343.329
Spring & wire product mfg.....	3326		12/03	245.864	245.911	246.381	252.331	274.190
Spring & wire product mfg.....	33261		12/03	245.864	245.911	246.381	252.331	274.190
Spring mfg.....	332613		12/11	171.413	170.469	171.388	171.634	207.254
Primary products.....		332613-P	12/11	179.059	178.003	179.010	179.295	219.401
Cold formed steel springs, except wire.....		332613-3	06/81	295.281	295.674	294.608	294.612	508.026
Hot formed steel springs, except wire.....		332613-4	06/81	278.975	283.623	277.872	-	-
Precision mechanical wire springs.....		332613-5	12/82	274.252	267.734	268.218	269.787	271.220
Precision mechanical extension- and torsion-type wire springs.....		332613-51	06/01	223.923	228.774	229.428	232.579	231.813
Precision mechanical compression-type wire springs.....		332613-52	06/01	186.378	178.454	178.693	179.117	180.756
Secondary products and miscellaneous receipts.....		332613-SM						
Secondary products.....		332613-S	12/11	109.561	109.406	110.031	109.837	109.789
Other fabricated wire product mfg.....	332618		12/82	341.558	343.165	342.904	357.299	355.901
Primary products.....		332618-P	12/82	311.490	314.013	314.098	329.599	328.472
Other ferrous wire products, excluding springs, made from purchased wire.....		332618-B	12/82	332.802	334.754	331.982	378.267	377.936
Other fabricated wire products, made from purchased wire.....		332618-2	06/85	170.704	173.518	174.617	178.260	178.260
Ferrous wire cloth and other ferrous woven wire products, made from purchased wire.....		332618-3	12/82	184.706	186.785	189.938	192.879	192.879
Steel fencing and fence gates, made from purchased wire.....		332618-7	12/82	504.468	508.239	503.986	502.990	480.074
Steel nails, staples, tacks, spikes, and brads, made from purchased wire.....		332618-9	12/03	252.361	251.705	251.669	251.893	251.939
Secondary products and miscellaneous receipts.....		332618-SM						
Secondary products.....		332618-S	12/82	672.062	671.470	672.197	671.616	678.223
Mach shops, turn prod, screw, nut, bolt mfg.....	3327		12/03	161.235	164.147	164.782	164.722	165.183
Machine shops.....	33271		12/03	142.826	144.407	144.784	145.459	145.994
Machine shops.....	332710		06/84	189.994	192.097	192.598	193.497	194.208
Primary products.....		332710-P	06/84	188.209	190.285	190.728	191.656	192.380
Machine shop job work and job order repairs.....		332710-0	06/84	186.896	188.957	189.397	190.319	191.038
Secondary products and miscellaneous receipts.....		332710-SM						
Turned product & screw, nut & bolt mfg.....	33272		12/84	237.067	243.245	244.530	243.061	243.499
Precision turned product mfg.....	332721		12/83	230.882	236.994	238.669	238.429	238.987
Primary products.....		332721-P	12/83	217.147	223.253	224.926	224.686	225.243
Precision turned products, automotive.....		332721-1	12/83	155.938	155.938	155.938	155.108	155.108
Precision turned products, except automotive.....		332721-3	12/83	245.092	253.791	256.175	256.175	256.969
Secondary products and miscellaneous receipts.....		332721-SM						
Bolt, nut, screw, rivet, and washer mfg.....	332722		06/82	269.777	276.654	277.391	273.679	273.952
Primary products.....		332722-P	06/82	275.513	283.362	284.188	280.464	280.777
Nonthreaded metal fasteners (except aircraft types).....		332722-B	06/82	257.639	257.937	267.260	270.580	271.551
Aircraft fasteners, except plastics (including aerospace).....		332722-1	06/82	517.182	567.795	567.795	568.450	568.450
Externally threaded metal fasteners (except aircraft types).....		332722-3	06/82	239.856	239.026	239.221	231.557	231.687
Hex bolts, including heavy, tap-and-joint (excluding high-strength structural & aircraft types).....		332722-3122	06/82	205.341	205.247	208.536	203.521	197.886
Other metal bolts, including square, round, plow, high-strength structural, & bent bolts.....		332722-3133	12/99	271.038	271.038	271.038	252.773	252.775
Cap, set, machine, lag, flange, and self-locking screws (except aircraft types).....		332722-3144	12/87	287.838	284.975	283.095	278.943	277.206
Other externally threaded metal fasteners, including studs (except aircraft types).....		332722-3199	12/99	188.464	-	-	-	-
Internally threaded fasteners (except aircraft types).....		332722-5	06/82	146.054	146.468	147.383	146.936	148.023
Secondary products and miscellaneous receipts.....		332722-SM						
Miscellaneous receipts.....		332722-M	06/82	243.770	243.350	243.540	245.906	245.871
Coating/engrave/heat treating & other activity.....	3328		12/03	162.699	163.208	163.293	164.912	164.912
Coating/engrave/heat treating & other activity.....	33281		12/84	223.851	224.552	224.669	226.897	226.897
Metal heat treating.....	332811		06/85	205.822	205.825	206.583	214.950	214.950
Primary products.....		332811-P	06/85	190.873	190.875	191.578	195.989	195.989
Heat treating of metal for the trade (pickling, annealing, etc.).....		332811-0	06/85	190.873	190.875	191.578	195.989	195.989
Secondary products and miscellaneous receipts.....		332811-SM						
Metal coating and nonprecious engraving.....	332812		12/84	201.269	201.964	201.457	201.215	201.215
Primary products.....		332812-P	12/84	209.500	210.263	209.706	209.441	209.441
Metal coating, engraving, and allied services.....		332812-0	12/84	209.500	210.263	209.706	209.441	209.441
Secondary products and miscellaneous receipts.....		332812-SM						
Electroplating, anodizing and coloring metal.....	332813		12/84	239.359	240.684	241.398	241.558	241.558
Primary products.....		332813-P	12/84	244.977	246.405	246.405	246.405	246.405

See footnotes at end of table.

Table 11. Producer price indexes for net output of selected industries and their products, not seasonally adjusted — Continued
 [November 2022]

Title ¹	Industry code	Product code	Index base	Unadjusted index ²				
				July 2022	Aug. 2022 ^P	Sept. 2022 ^P	Oct. 2022 ^P	Nov. 2022 ^P
Electroplating, anodizing and coloring metal - Continued								
Electroplating, plating, polishing, anodizing and coloring metal.....		332813-0	12/84	244.977	246.405	246.405	246.405	246.405
Secondary products and miscellaneous receipts.....		332813-SM						
Other fabricated metal product mfg.	3329		12/03	201.568	201.882	201.552	201.930	202.418
Metal valve mfg.	33291		12/03	214.773	216.450	216.574	217.630	219.156
Industrial valve mfg.	332911		06/91	305.122	311.470	312.312	314.708	319.416
Primary products.....		332911-P	06/91	315.913	322.838	323.819	326.601	331.060
Automatic regulating and control valves and parts (except nuclear), power operated.....		332911-F	12/82	379.161	379.227	379.227	406.643	407.504
Industrial valves for water works and municipal equipment (IBBM, AWWA, and UL).....		332911-N	06/91	359.908	362.524	366.847	366.935	371.873
Industrial ball valves (all metals, pressures, and types), incl. manual & power operated.....		332911-Q	06/91	416.207	423.050	423.050	423.050	433.929
Industrial butterfly valves (all metals, pressures, and types), incl. manual & power operated.....		332911-R	06/91	240.373	249.129	250.588	250.588	259.946
All other miscellaneous industrial valves.....		332911-X	06/91	266.189	281.368	281.368	281.368	282.389
Gates, globes, angles and other industrial valves.....		332911-1	06/91	343.881	353.108	353.108	353.108	353.108
Secondary products and miscellaneous receipts.....		332911-SM						
Miscellaneous receipts.....		332911-M	06/91	227.329	227.329	228.073	228.073	232.430
Secondary products.....		332911-S	06/91	251.683	256.578	256.287	256.717	263.618
Fluid power valve and hose fitting mfg.	332912		06/91	263.052	262.809	263.824	263.320	263.943
Primary products.....		332912-P	06/91	269.900	269.965	269.986	270.070	270.225
Nonaerospace type hydraulic and pneumatic assemblies of hose.....		332912-N	12/98	142.655	142.895	142.895	142.895	142.895
Nonaerospace type flared (metal) fittings, couplings and assemblies.....		332912-T	06/91	226.412	226.412	226.412	226.412	226.412
Nonaerospace type flareless fittings and couplings (incl. nonmetal fittings).....		332912-U	06/91	224.036	224.036	224.036	224.036	224.036
Parts for fluid power valves.....		332912-X	01/20	120.969	—	—	—	—
Aerospace type hydraulic fluid power valves.....		332912-1	06/91	181.505	181.505	181.480	181.520	182.197
Nonaerospace type hydraulic directional control valves.....		332912-5	06/91	231.351	231.326	231.326	231.326	231.326
Nonaerospace type hydraulic valves, except directional control.....		332912-7	12/98	250.654	251.130	251.130	251.808	251.808
Nonaerospace type pneumatic directional control valves.....		332912-9	06/91	244.893	244.893	244.893	245.370	246.331
Secondary products and miscellaneous receipts.....		332912-SM						
Miscellaneous receipts.....		332912-M	12/98	207.859	207.859	210.099	210.099	210.134
Secondary products.....		332912-S1	12/11	111.431	109.947	113.732	—	—
Plumbing fixture fitting and trim mfg.	332913		06/83	363.670	357.743	357.743	359.159	359.159
Primary products.....		332913-P	06/83	354.974	355.244	355.244	357.032	357.032
Miscellaneous metal and nonmetal plumbing fixtures, fittings, and trim.....		332913-6	06/83	401.274	394.116	394.116	394.116	394.116
Metal and nonmetal lavatory and sink fittings, excluding single control.....		332913-7	06/98	182.496	185.926	185.926	186.864	186.864
Secondary products and miscellaneous receipts.....		332913-SM						
Other metal valve and pipe fitting mfg.	332919		12/82	373.110	376.673	372.835	376.936	377.140
Primary products.....		332919-P	12/82	402.015	405.123	400.405	405.447	405.697
Plumbing and heating valves and specialties, except plumbers' brass goods.....		332919-1	12/82	378.099	378.099	378.099	378.099	378.099
Metal fittings, flanges, and unions for pipe fittings.....		332919-4	12/82	485.670	490.096	483.377	490.556	490.913
Secondary products and miscellaneous receipts.....		332919-SM						
Secondary products.....		332919-S	12/82	244.163	244.163	244.163	244.163	244.163
All other fabricated metal product mfg.	33299		12/03	192.409	191.638	190.936	190.793	190.513
Ball and roller bearing mfg.	332991		06/83	340.756	340.722	337.135	336.953	337.629
Primary products.....		332991-P	06/83	331.033	331.001	327.502	326.971	327.530
Ball bearings, complete, unmounted.....		332991-1	06/83	281.126	281.104	280.731	280.731	280.731
Tapered roller bearings (including cups & cones), unmounted.....		332991-3	06/83	387.142	387.142	376.242	376.242	376.242
Other roller bearings, unmounted.....		332991-5	06/83	358.764	358.764	357.119	357.119	357.119
Mounted bearings (excluding plain).....		332991-7	06/83	464.893	464.251	464.481	464.481	474.486
Parts and components for ball and roller bearings (including balls and rollers) sold separately.....		332991-9	06/83	206.984	207.085	206.026	203.113	202.503
Secondary products and miscellaneous receipts.....		332991-SM						
Secondary products.....		332991-S	06/83	360.251	360.746	360.746	360.746	360.746
Small arms ammunition mfg.	332992		06/85	300.617	300.617	300.617	300.617	300.761
Primary products.....		332992-P	06/85	333.503	333.503	333.503	333.503	333.736
Small arms ammunition.....		332992-0	12/06	209.276	209.276	209.276	209.276	209.422
All other ammo products, incl. industrial shells & cartridges, air gun ammo, percussion caps.....		332992-07	06/02	192.982	192.982	192.982	192.982	193.294
Secondary products and miscellaneous receipts.....		332992-SM						
Secondary products.....		332992-S	05/95	113.782	113.782	113.782	113.782	113.782
Ammunition, except small arms, manufacturing.....	332993		12/85	259.020	264.899	266.006	266.329	267.778
Primary products.....		332993-P	12/85	235.066	245.020	246.790	250.685	250.685
Ammunition (excluding small arms), more than 30 mm (1.18 in.).....		332993-0	12/85	235.066	245.020	246.790	250.685	250.685
Secondary products and miscellaneous receipts.....		332993-SM1						

See footnotes at end of table.

Table 11. Producer price indexes for net output of selected industries and their products, not seasonally adjusted — Continued
[November 2022]

Title ¹	Industry code	Product code	Index base	Unadjusted index ²				
				July 2022	Aug. 2022 ^P	Sept. 2022 ^P	Oct. 2022 ^P	Nov. 2022 ^P
Ammunition, except small arms, manufacturing - Continued								
Fabricated pipe and pipe fitting mfg.	332996		06/81	446.208	438.024	433.470	431.698	432.001
Primary products.		332996-P	06/81	389.880	381.835	377.359	375.618	375.915
Fabricated pipe and pipe fittings made from purchased pipe.		332996-0	12/02	257.833	252.513	249.552	248.401	248.597
Secondary products and miscellaneous receipts.		332996-SM						
Miscellaneous fabricated metal product mfg.	332999		12/03	182.414	181.521	181.435	181.495	180.305
Primary products.		332999-P	12/03	184.024	182.852	180.909	180.653	179.351
All other miscellaneous fabricated metal products.		332999-N	06/85	241.398	239.798	237.145	236.571	234.793
Secondary products and miscellaneous receipts.		332999-SM						
Secondary products.		332999-S	12/03	187.658	187.676	187.661	192.542	191.620
Small arms, ordnance, and ordnance accessories mfg.	33299T		12/11	106.592	106.592	106.592	106.592	106.592
Primary products.		33299T-P	12/11	106.970	106.970	106.970	106.970	106.970
Single barrel shotguns, other small firearms n.e.c., and parts & attachments for small arms.		33299T-45	06/13	106.008	106.008	106.008	106.008	106.008
Secondary products and miscellaneous receipts.		33299T-SM						
Machinery manufacturing.	333		12/03	168.560	169.611	170.452	171.519	172.010
Agricultural, construction, and mining machinery mfg.	3331		12/03	169.499	171.658	172.882	175.255	175.619
Agricultural implement manufacturing.	33311		12/03	166.085	167.084	168.502	171.363	171.136
Farm machinery and equipment mfg.	333111		12/82	275.626	277.381	280.263	285.843	285.782
Primary products.		333111-P	12/82	276.490	278.287	280.841	286.588	286.543
Haying machinery and attachments.		333111-A	12/82	306.220	306.220	318.756	318.756	-
Parts for farm machinery, for sale separately.		333111-C	12/82	252.485	254.062	254.390	255.583	256.365
Farm plows, harrows, rollers, pulverizers, etc., and attachments.		333111-E	12/02	268.136	274.834	283.843	283.843	283.843
All other farm machinery and equipment, excluding parts, including attachments.		333111-G	12/82	369.311	374.291	375.860	374.425	371.205
Commercial turf and grounds care equipment, including parts and attachments.		333111-J	12/82	250.029	255.932	255.932	257.448	258.983
Farm dairy equipment, sprayers and dusters, farm blowers, and attachments.		333111-4	12/82	277.023	277.211	277.211	277.211	277.211
Planting, seeding, and fertilizing machinery and attachments.		333111-7	12/82	264.960	265.258	274.204	274.204	274.204
Harvesting machinery (except hay and straw) and attachments.		333111-9	12/82	301.302	301.302	301.302	321.592	321.592
Secondary products and miscellaneous receipts.		333111-SM						
Miscellaneous receipts.		333111-M	12/82	283.439	284.260	295.961	300.419	300.437
Secondary products.		333111-S	12/82	257.540	259.444	258.853	259.354	259.256
Lawn and garden equipment mfg.	333112		12/82	161.420	162.095	161.874	162.137	160.957
Primary products.		333112-P	12/82	164.386	165.129	164.873	165.059	164.322
Consumer nonriding lawn, garden, and snow equipment.		333112-1	12/82	144.834	146.092	145.633	145.633	145.440
Consumer riding lawn, garden, and snow equipment.		333112-3	12/82	184.583	184.651	184.653	186.743	187.640
Parts and attachments for consumer lawn, garden, and snow equipment.		333112-7	06/03	151.678	151.785	151.785	150.019	146.019
Secondary products and miscellaneous receipts.		333112-SM						
Secondary products.		333112-S	12/82	143.718	144.062	144.061	144.762	142.759
Construction machinery manufacturing.	33312		12/03	172.522	177.268	177.771	177.769	178.499
Construction machinery mfg.	333120		12/80	308.245	316.722	317.622	317.618	318.923
Primary products.		333120-P	12/80	299.060	308.182	308.675	308.679	309.334
Power cranes, loaders, dozers, tractors, off-highway trucks, mixers, pavers, backhoes, etc.		333120-1	12/03	169.508	176.389	176.397	176.165	175.906
Power cranes, draglines, & shovels (excavators) (incl. surface mining equip.) (excluding parts).		333120-11	12/99	171.178	179.540	179.564	180.080	180.330
Mixers, pavers, and related equipment (excluding parts).		333120-12	12/80	299.066	312.521	312.521	312.521	316.513
Off-highway trucks, haulers, truck-type tractor chassis, trailers, etc. (excluding parts).		333120-13	12/03	173.928	176.321	176.321	179.633	180.086
Tractor shovel loaders (skid steer, wheel, crawler, and integral design backhoes).		333120-14	12/80	311.600	327.440	327.440	327.649	327.866
Construction wheel and crawler tractors, dozers, self-propelled log skidders, etc.		333120-15	12/03	168.430	172.203	172.203	169.862	167.720
Graders, rollers & compactors, rough-terrain forklifts, scrapers, trenchers, etc. (excl. parts).		333120-16	12/03	187.013	197.557	197.557	197.557	198.364
Construction machinery for mounting (excluding parts, winches, snow clearing attachments).		333120-17	12/99	164.672	170.819	170.819	170.819	170.819
Parts for construction machinery and equipment, sold separately.		333120-9	12/99	181.660	182.770	185.734	187.621	188.846
Parts for cranes, draglines, and shovels (including surface mining equipment) (sold separately).		333120-91	06/07	162.825	162.825	174.008	179.823	179.817
Parts for off-highway wheel tractors and shovel loaders (sold separately).		333120-92	06/07	137.285	137.285	137.337	137.337	144.974
Parts for other construction machinery (sold separately).		333120-93	06/07	146.867	148.516	147.513	147.513	146.864
Secondary products and miscellaneous receipts.		333120-SM						
Miscellaneous receipts.		333120-M	12/80	507.402	509.427	508.969	508.830	518.344
Secondary products.		333120-S	12/80	280.641	280.641	-	-	-
Mining and oil and gas field machinery mfg.	33313		12/03	178.954	179.206	181.262	186.500	187.269
Mining machinery and equipment mfg.	333131		06/81	370.192	371.774	382.676	382.676	386.061
Primary products.		333131-P	06/81	395.198	396.362	408.302	408.302	412.305

See footnotes at end of table.

Table 11. Producer price indexes for net output of selected industries and their products, not seasonally adjusted — Continued
 [November 2022]

Title ¹	Industry code	Product code	Index base	Unadjusted index ²				
				July 2022	Aug. 2022 ^P	Sept. 2022 ^P	Oct. 2022 ^P	Nov. 2022 ^P
Mining machinery and equipment mfg - Continued								
Mining machinery and equipment (except parts sold separately).....		333131-2	09/19	126.887	127.175	131.859	131.859	133.263
Underground mining machinery (except parts sold separately).....		333131-21	06/81	458.258	458.258	481.891	481.891	481.891
Mineral processing & beneficiation machinery (except parts sold separately)....		333131-23	06/81	442.949	442.949	442.949	442.949	475.178
Crushing, pulverizing & screening machinery (except parts sold separately)....		333131-25	06/81	441.052	441.052	441.052	441.052	461.395
Drills and other mining machinery (except parts sold separately).....		333131-27	06/81	422.897	435.847	437.891	437.891	437.891
Parts and attachments for mining machinery and equipment (sold separately)....		333131-9	06/81	319.510	321.101	324.295	324.295	326.629
Secondary products and miscellaneous receipts.....		333131-SM						
Miscellaneous receipts.....		333131-M	06/81	256.721	262.580	269.633	269.633	269.633
Oil and gas field machinery and equipment mfg.....	333132		12/80	290.022	290.125	291.546	303.144	303.877
Primary products.....		333132-P	12/80	286.371	286.371	286.616	298.924	299.716
Oil and gas field production machinery and equipment (except pumps).....		333132-A	12/80	255.530	255.530	255.530	255.530	257.620
Oil and gas field production machinery and equipment (except pumps and parts sold separately).....		333132-A1	12/10	132.835	132.835	132.835	132.835	132.835
Parts and attachments for oil and gas field production machinery and equipment (except pumps).....		333132-A2	12/10	125.799	125.799	125.799	125.799	131.837
Rotary oil and gas field drilling machinery and equipment.....		333132-1	12/86	293.231	293.231	293.685	305.109	305.109
Other oil and gas field drilling machinery and equipment.....		333132-8	12/86	258.519	-	-	-	-
Secondary products and miscellaneous receipts.....		333132-SM						
Industrial machinery manufacturing.....	3332		12/84	235.224	234.513	234.900	234.446	235.032
Other industrial machinery manufacturing.....	33324		12/84	231.987	231.287	231.668	231.221	231.799
Food product machinery mfg.....	333241		12/83	332.340	332.514	333.525	334.889	336.084
Primary products.....		333241-P	12/83	343.819	344.035	345.275	346.964	348.450
Dairy and milk products plant machinery and equipment.....		333241-1	12/83	335.163	335.163	338.108	338.108	338.108
Commercial food products machinery (except packaging and cooking equipment).....		333241-3	12/83	297.354	297.686	298.338	299.958	302.944
Industrial food products machinery for processing foods, beverages, & animal & fowl feed.....		333241-5	12/83	360.518	360.662	361.562	364.048	364.048
Other industrial food and feed machinery.....		333241-51	12/12	143.061	143.171	143.860	143.860	143.860
Machinery for sorting, grading, and cleaning fruits, vegetables, eggs, and for processing meat.....		333241-52	12/12	146.699	146.699	146.699	150.177	150.177
Parts and attachments for industrial food and feed products machinery.....		333241-53	12/12	140.533	140.533	140.533	140.533	140.533
Secondary products and miscellaneous receipts.....		333241-SM						
Miscellaneous receipts.....		333241-M	12/83	237.779	237.779	237.779	237.779	237.860
Secondary products.....		333241-S	12/83	310.603	310.603	310.603	310.603	310.603
Semiconductor machinery mfg.....	333242		12/03	96.147	96.154	96.157	96.004	96.005
Primary products.....		333242-P	12/03	94.444	94.444	94.444	94.287	94.288
Semiconductor machinery and parts.....		333242-0	06/87	121.514	121.514	121.514	121.312	121.313
Secondary products and miscellaneous receipts.....		333242-SM						
Miscellaneous receipts.....		333242-M	12/03	110.679	110.936	111.045	111.045	111.060
Sawmill, woodworking and paper machinery mfg.....	333243		12/11	136.344	137.500	138.894	139.215	139.944
Primary products.....		333243-P	12/11	136.323	137.462	138.986	138.992	139.029
Sawmill and woodworking machinery.....		333243-A	12/80	327.662	327.662	330.315	331.718	331.725
Sawmill and woodworking machinery, excluding parts & attachments.....		333243-A3	06/12	164.734	164.734	166.322	167.161	167.162
Parts, attachments & accessories for sawmill & woodworking machinery.....		333243-A4	06/12	161.247	161.247	161.247	161.247	161.261
Paper industry machinery.....		333243-B	06/82	265.289	268.144	271.345	271.033	271.124
Paper industry machinery, excluding parts & attachments.....		333243-B1	12/03	140.130	140.238	143.368	143.481	143.574
Parts and attachments for paper industry machinery.....		333243-B2	06/82	263.920	269.576	269.866	268.997	268.997
Secondary and miscellaneous receipts.....		333243-SM						
Miscellaneous receipts.....		333243-M	12/11	133.813	133.813	133.813	138.046	147.433
Printing machinery and equipment mfg.....	333244		12/82	187.648	187.957	188.591	189.285	189.338
Primary products.....		333244-P	12/82	178.782	179.126	179.831	180.567	180.595
All other miscellaneous printing trades machinery, including parts.....		333244-A	12/88	134.447	134.760	135.562	136.399	136.431
Other printing machinery and equipment, including pre-press preparation and typesetting.....		333244-A7	06/01	92.524	92.909	93.030	93.965	94.037
Parts, attachments, and accessories for printing trades machinery.....		333244-A8	06/01	134.251	134.455	135.528	136.137	136.137
Secondary products and miscellaneous receipts.....		333244-SM						
Secondary products.....		333244-S	12/82	194.246	194.666	195.685	198.669	200.158
Other industrial machinery mfg.....	333249		12/11	169.386	167.967	168.000	167.099	167.620
Primary products.....		333249-P	12/11	175.382	173.767	173.800	172.774	173.364
Plastics-working machinery and equipment and parts, excluding patterns and molds.....		333249-1	12/81	240.523	241.576	245.261	244.932	247.602
Parts for plastics-working machinery.....		333249-14	12/08	106.109	107.124	107.124	107.124	107.124
Plastics-working machinery and equipment, excluding patterns, molds, and parts sold separately.....		333249-19	12/08	124.162	124.570	126.871	126.666	128.333
Textile machinery (except parts, attachments, and accessories).....		333249-5	12/80	212.495	212.495	212.495	212.495	212.495
Parts and attachments for textile machinery.....		333249-7	12/80	237.995	237.995	237.995	237.995	237.995
All other industrial machinery.....		333249-8	12/03	241.645	238.676	238.070	236.363	236.899

See footnotes at end of table.

Table 11. Producer price indexes for net output of selected industries and their products, not seasonally adjusted — Continued
 [November 2022]

Title ¹	Industry code	Product code	Index base	Unadjusted index ²				
				July 2022	Aug. 2022 ^P	Sept. 2022 ^P	Oct. 2022 ^P	Nov. 2022 ^P
Other industrial machinery mfg - Continued								
Secondary products and miscellaneous receipts.....		333249-SM						
Miscellaneous receipts.....		333249-M	12/11	125.243	125.262	125.281	125.281	125.290
Commercial and service industry machinery.....	3333		12/03	148.004	148.480	148.508	149.223	149.586
Commercial and service industry machinery.....	33331		12/03	147.988	148.465	148.493	149.208	149.570
Optical instrument and lens mfg.....	333314		06/91	123.804	124.640	124.640	124.970	125.122
Primary products.....		333314-P	06/91	123.763	124.676	124.676	125.037	125.203
All other miscellaneous optical instruments and lenses (including binoculars and astronomical).....		333314-3	12/98	114.260	116.141	116.141	116.886	117.226
Secondary products and miscellaneous receipts.....		333314-SM						
Photographic and photocopying equipment mfg.....	333316		12/03	123.353	123.353	123.353	123.353	—
Primary products.....		333316-P	12/03	131.825	131.825	131.825	131.825	—
Motion picture & other photographic equipment, n.e.c.....		333316-4	06/07	137.283	137.283	137.283	137.283	—
Secondary products and miscellaneous receipts.....		333316-SM						
Other commercial and service industry machinery mfg.....	333318		12/11	135.403	135.785	135.819	136.603	137.005
Primary products.....		333318-P	12/11	135.109	135.513	135.547	136.409	136.865
Commercial cooking and food warming equipment.....		333318-A	06/82	427.303	427.303	427.321	434.479	434.874
Commercial non electric cooking and food warming equipment, excluding parts and accessories.....		333318-A1	06/07	201.046	201.046	201.046	204.476	204.476
Commercial electric cooking and food warming equipment, excluding parts and accessories.....		333318-A2	06/07	167.938	167.938	167.960	170.957	171.442
Parts and accessories for commercial cooking and food warming equipment.....		333318-A3	06/07	163.708	163.708	163.708	165.478	165.478
Electronic teaching machines, teaching aids, etc., including kits.....		333318-H	09/16	103.052	103.052	103.052	103.052	103.052
Miscellaneous machinery products.....		333318-J	09/16	128.314	129.069	129.162	129.071	129.494
Other service industry equipment.....		333318-J4	09/16	127.640	128.519	128.629	128.522	129.016
Commercial and industrial floor and carpet cleaning machines, excluding vacuum cleaners.....		333318-J5	09/16	131.822	131.822	131.822	131.822	131.822
Commercial laundry and drycleaning machinery.....		333318-5	12/82	314.022	318.076	318.076	324.644	331.686
Secondary products and miscellaneous receipts.....		333318-SM						
Miscellaneous receipts.....		333318-M	12/11	126.510	126.510	126.510	126.604	126.623
Secondary products.....		333318-S	12/11	149.503	150.219	150.308	150.962	151.040
HVAC and commercial refrigeration equipment.....	3334		12/03	208.119	207.888	208.677	209.745	209.346
HVAC and commercial refrigeration equipment.....	33341		12/03	208.119	207.888	208.677	209.745	209.346
Fan, blower, air purification equipment mfg.....	333413		12/11	145.187	145.773	145.567	147.375	147.251
Primary products.....		333413-P	12/11	143.857	144.474	144.258	146.102	145.958
Air purification equipment.....		333413-1	12/03	162.267	162.777	162.438	162.896	162.634
Dust collection and other air purification equipment for industrial gas cleaning systems.....		333413-11	12/83	225.447	225.447	225.447	225.447	225.447
Dust collection and other air purification equipment for cleaning incoming air.....		333413-13	12/83	244.830	246.337	245.334	246.690	245.917
Air filters for air-conditioners and furnaces, etc. of 2400 CFM or less, except parts.....		333413-131	06/09	159.151	160.816	159.708	161.105	161.007
Other dust collection and air purification equipment, except parts.....		333413-132	06/09	133.338	133.338	133.338	133.606	133.606
Parts for dust collection and air purification equipment.....		333413-133	06/09	147.295	147.295	147.295	147.295	145.493
Industrial and commercial fans and blowers.....		333413-2	12/03	220.810	222.182	222.070	228.588	228.588
Centrifugal blower filter units, and classes I-IV centrifugal fans, except parts.....		333413-22	06/09	182.764	184.147	184.147	185.334	185.334
Other centrifugal fans and blowers, except parts.....		333413-23	06/09	173.898	173.898	173.523	184.311	184.311
Parts and accessories for fans and blowers.....		333413-29	06/09	176.996	177.462	177.482	174.086	174.086
Secondary products and miscellaneous receipts.....		333413-SM						
Secondary products.....		333413-S	12/11	151.279	151.279	151.279	152.492	152.706
Heating equipment (except warm air furnaces) mfg.....	333414		06/80	409.272	412.011	413.150	414.249	425.299
Primary products.....		333414-P	06/80	390.689	393.363	394.352	395.559	407.538
Other heating equipment, except electric (incl. parts for nonelectric equipment & oil burners).....		333414-D	06/99	207.400	207.630	208.001	208.920	219.853
Cast iron heating boilers, radiators, and convectors (except parts).....		333414-1	06/99	263.554	269.855	269.855	269.855	269.855
Domestic heating stoves (except electric and parts).....		333414-3	06/80	289.769	289.769	289.769	289.769	289.769
Floor and wall furnaces, unit heaters, infrared heaters, and mechanical stokers.....		333414-7	06/99	187.972	191.292	191.292	192.835	199.610
Secondary products and miscellaneous receipts.....		333414-SM						
Secondary products.....		333414-S	06/80	417.470	424.685	432.435	432.707	444.443
Air-conditioning, refrigeration, and forced air heating equipment mfg.....	333415		12/82	280.780	279.866	281.245	282.407	280.581
Primary products.....		333415-P	12/82	284.849	284.076	285.448	286.357	284.519
Warm air furnaces, including duct furnaces and humidifiers, and electric comfort heating.....		333415-C	12/89	215.511	216.883	217.144	218.252	225.234
Parts and accessories for air conditioning and heat transfer equipment.....		333415-D	12/89	270.604	273.130	273.291	272.344	271.309
Unitary air-conditioners, except air source heat pumps.....		333415-E	12/82	255.818	249.914	254.129	248.804	243.185
Heat pumps.....		333415-H	12/09	137.837	138.104	137.468	142.734	139.583
Heat transfer equipment (except elec dehumidifiers), mechanically refrigerated, self-contained.....		333415-2	12/03	234.694	235.845	236.736	239.138	237.130
Commercial refrigerators and related equipment.....		333415-3	12/82	382.037	382.037	382.037	388.504	388.504

See footnotes at end of table.

Table 11. Producer price indexes for net output of selected industries and their products, not seasonally adjusted — Continued
 [November 2022]

Title ¹	Industry code	Product code	Index base	Unadjusted index ²				
				July 2022	Aug. 2022 ^P	Sept. 2022 ^P	Oct. 2022 ^P	Nov. 2022 ^P
Air-conditioning, refrigeration, and forced air heating equipment mfg - Continued								
Refrigeration condensing units, all refrigerants, except ammonia (complete).....		333415-5	12/82	374.504	375.124	375.750	375.066	376.152
All other miscellaneous refrigeration and air-conditioning equipment.....		333415-9	12/89	275.245	275.245	275.245	275.245	275.245
Secondary products and miscellaneous receipts.....		333415-SM						
Secondary products.....		333415-S	12/82	230.698	230.704	—	—	—
Metalworking machinery manufacturing.....	3335		12/03	136.802	138.672	139.310	140.032	140.277
Metalworking machinery manufacturing.....	33351		12/03	136.788	138.659	139.296	140.018	140.263
Industrial mold mfg.....	333511		12/03	116.463	116.968	117.442	118.520	118.528
Primary products.....		333511-P	12/03	115.308	115.713	116.193	117.391	117.391
Industrial molds and mold boxes.....		333511-0	06/81	141.862	142.360	142.951	144.425	144.425
Industrial injection-type molds made of metal for plastics.....		333511-05	12/09	114.552	115.172	115.172	115.172	115.172
Other industrial molds and mold boxes.....		333511-06	12/09	109.893	110.168	110.866	112.606	112.606
Secondary products and miscellaneous receipts.....		333511-SM						
Secondary products.....		333511-S	12/03	145.105	146.018	146.018	146.018	146.018
Special tool, die, jig, and fixture mfg.....	333514		12/03	130.201	130.683	131.140	131.730	131.922
Primary products.....		333514-P	06/81	213.578	214.353	215.195	215.865	216.169
Special dies, tools, jigs, and fixtures.....		333514-0	06/81	213.578	214.353	215.195	215.865	216.169
Jigs and fixtures, including parts.....		333514-0A	06/81	325.757	326.620	329.515	331.683	333.092
Metalworking die and die sets.....		333514-0B	12/02	120.824	120.970	121.277	121.561	121.561
Standard punches, industrial prototypes, die parts & other special tooling for dies.....		333514-0C	06/94	153.397	154.686	154.686	154.686	154.686
Secondary products and miscellaneous receipts.....		333514-SM						
Miscellaneous receipts.....		333514-M	12/03	113.706	114.405	114.405	114.405	114.405
Secondary products.....		333514-S	12/03	127.936	128.241	128.241	132.321	132.816
Cutting tool and machine tool accessory mfg.....	333515		06/83	208.469	219.319	219.978	221.408	221.975
Primary products.....		333515-P	06/83	204.111	205.220	205.701	206.780	206.948
Cutting tools for machine tools and metalworking machinery.....		333515-4	06/83	193.298	194.289	194.303	195.197	195.384
Other cutting tools for machine tools, excluding tips and blanks.....		333515-41	12/00	140.423	141.413	141.413	141.413	141.413
End mills and milling cutters.....		333515-44	06/83	217.683	217.743	217.847	219.992	221.108
Threading tools, including blanks, tips and inserts.....		333515-45	06/07	124.240	124.049	124.049	124.049	124.343
Carbon and high-speed steel shank, solid, tipped carbide twist drills for machine tools.....		333515-48	12/11	122.205	123.021	123.021	123.021	123.021
Taps, carbide indexable, and throwaway inserts for machine tools.....		333515-49	12/11	129.280	129.835	129.835	134.684	134.684
Other attachments and accessories for machine tools and metalworking machinery.....		333515-5	06/83	241.208	242.944	246.674	248.862	248.862
Secondary products and miscellaneous receipts.....		333515-SM						
Secondary products.....		333515-S	06/83	213.525	213.525	218.952	218.952	225.697
Machine tool mfg.....	333517		12/11	125.159	126.288	126.288	126.682	127.130
Primary products.....		333517-P	12/11	123.092	123.739	123.739	124.067	124.563
Metal cutting machine tools.....		333517-2	06/83	213.884	214.463	214.463	215.231	216.398
Parts for metal cutting machine tools (sold separately) & rebuilt machine tools.....		333517-26	06/83	188.708	189.524	189.524	192.188	192.188
Metal machining centers (multifunction numerically controlled machines).....		333517-27	06/83	191.981	191.981	191.981	191.981	191.981
Other metal cutting machine tools.....		333517-2B	12/09	122.431	122.964	122.964	123.010	124.426
Metal forming machine tools.....		333517-3	06/81	282.946	286.491	286.491	286.491	286.491
Metal punching and shearing (power & manual), and bending and forming machines (power only).....		333517-31	06/81	220.089	220.089	220.089	220.089	220.089
Other metal forming machine tools, including forging and die-stamping machines (except presses).....		333517-35	06/81	368.293	372.045	—	—	—
Parts for metal forming machine tools (sold separately) and rebuilt metal forming machine tools.....		333517-37	06/81	281.485	285.386	285.386	285.386	285.386
Secondary products and miscellaneous receipts.....		333517-SM						
Miscellaneous receipts.....		333517-M	12/11	134.587	137.873	137.873	138.992	138.992
Secondary products.....		333517-S	12/11	136.329	140.846	140.846	140.846	141.414
Rolling mill and other metalworking machinery mfg.....	333519		12/11	127.704	127.816	130.514	130.836	130.803
Primary products.....		333519-P	12/11	129.001	129.230	132.301	132.634	132.634
Other metalworking machinery, excluding handheld & ultrasonic.....		333519-83	06/83	317.360	317.360	319.329	321.052	321.052
Secondary products and miscellaneous receipts.....		333519-SM						
Miscellaneous receipts.....		333519-M	12/11	134.383	133.610	133.782	134.055	133.763
Turbine and power transmission equipment mfg.....	3336		12/84	211.363	212.430	213.041	213.929	214.775
Turbine and power transmission equipment mfg.....	33361		12/84	211.358	212.425	213.035	213.924	214.770
Turbine and turbine generator set units mfg.....	333611		06/82	248.312	246.829	247.127	247.848	248.131
Primary products.....		333611-P	06/82	249.225	247.825	248.107	248.873	249.140
Turbines and turbine generator sets.....		333611-0	06/11	115.842	115.191	115.322	115.678	115.802
Steam, gas, and other turbines and turbine generators.....		333611-05	12/03	150.380	149.089	149.349	149.595	149.842
Parts & accessories for turbines, turbine generators, and turbine generator sets.....		333611-07	12/03	143.658	143.658	143.658	144.490	144.490
Speed changer, drive, and gear mfg.....	333612		12/83	351.171	355.612	359.356	358.757	372.073

See footnotes at end of table.

Table 11. Producer price indexes for net output of selected industries and their products, not seasonally adjusted — Continued
[November 2022]

Title ¹	Industry code	Product code	Index base	Unadjusted index ²				
				July 2022	Aug. 2022 ^P	Sept. 2022 ^P	Oct. 2022 ^P	Nov. 2022 ^P
Speed changer, drive, and gear mfg - Continued								
Primary products.....		333612-P	12/83	324.992	329.224	332.941	332.308	345.875
Gears, pinions, racks, and worms, sold separately.....		333612-3	12/83	245.445	245.445	253.996	252.647	252.647
Speed changers, industrial high speed drives, and parts other than loose gearing.....		333612-7	12/03	198.116	201.957	201.957	201.915	214.228
Secondary products and miscellaneous receipts.....		333612-SM						
Secondary products.....		333612-S	12/83	590.355	591.843	597.745	597.745	610.066
Mechanical power transmission equipment mfg.....	333613		12/84	333.787	340.589	344.533	351.513	350.461
Primary products.....		333613-P	12/84	319.138	326.604	330.159	335.302	334.141
Mechanical power transmission equipment, except speed changers, drives, & gears.....		333613-3	12/84	347.946	352.724	358.006	365.646	363.921
Secondary products and miscellaneous receipts.....		333613-SM						
Other engine equipment mfg.....	333618		12/82	180.121	181.550	181.678	182.263	182.230
Primary products.....		333618-P	12/82	181.315	182.697	182.821	183.613	183.582
Parts & accessories for internal combustion engines, ex. aircraft & gasoline automotive engines.....		333618-F	12/82	230.989	231.342	231.342	235.740	235.740
Diesel, semidiesel, and dual-fuel engines (except automotive).....		333618-3	12/82	196.693	202.056	202.056	202.056	202.056
Diesel, semidiesel, and dual-fuel engines for automobiles, trucks, and buses.....		333618-5	12/82	159.857	159.857	160.093	159.986	159.986
Secondary products and miscellaneous receipts.....		333618-SM						
Secondary products.....		333618-S	12/82	169.285	171.665	171.665	171.883	171.881
Other general purpose machinery manufacturing.....	3339		12/03	188.618	189.542	190.723	191.169	192.376
Pump and compressor manufacturing.....	33391		12/03	195.969	196.677	198.644	199.790	201.213
Air and gas compressor mfg.....	333912		06/84	311.482	313.692	317.608	320.320	325.182
Primary products.....		333912-P	06/84	319.811	322.587	326.408	329.089	334.032
Air and gas compressors and vacuum pumps.....		333912-1	06/84	331.159	334.527	339.832	342.369	347.889
Parts & attachments for air & gas compressors, ex. refrigeration, ice making, & a/c.....		333912-6	06/84	385.178	386.645	386.666	393.211	394.234
Secondary products and miscellaneous receipts.....		333912-SM						
Miscellaneous receipts.....		333912-M	11/86	241.807	241.807	245.489	250.195	250.195
Measuring, dispensing, and other pumping equipment mfg.....	333914		12/83	328.126	328.330	331.036	332.228	333.016
Primary products.....		333914-P	12/83	327.642	327.707	330.491	331.727	332.547
Pumps and pumping equipment, excluding measuring and dispensing pumps.....		333914-1	12/09	140.792	140.824	141.490	142.092	142.443
Pumps and pumping equipment, complete, excluding measuring and dispensing pumps.....		333914-11	12/09	141.735	141.735	142.019	142.739	143.159
Domestic water systems.....		333914-111	12/83	293.841	293.841	293.841	293.841	-
Oil-well and oil-field pumps, except boiler feed.....		333914-113	12/09	121.464	121.464	121.464	121.760	121.760
Industrial pumps, excluding hydraulic fluid power pumps, automatic circulating pumps, etc.....		333914-114	12/83	331.316	331.316	332.655	335.275	335.275
Other pumps, except automotive circulating pumps, and measuring and dispensing pumps.....		333914-115	12/01	222.911	222.911	222.911	223.836	226.422
Parts and attachments for pumps and pumping equipment, excluding measuring and dispensing.....		333914-15	12/83	398.424	398.989	406.648	406.648	406.648
Secondary products and miscellaneous receipts.....		333914-SM						
Miscellaneous receipts.....		333914-M	12/17	119.652	120.668	121.872	122.311	122.164
Secondary products.....		333914-S	12/17	149.582	149.486	149.559	149.493	150.276
Material handling equipment manufacturing.....	33392		12/03	200.656	201.438	201.854	202.453	204.789
Elevator and moving stairway mfg.....	333921		06/81	227.541	227.680	229.068	230.640	230.350
Primary products.....		333921-P	06/81	217.561	217.717	219.267	221.025	220.700
Elevators and moving stairways.....		333921-1	06/81	213.770	213.770	215.697	217.062	217.062
Parts and attachments for elevators and moving stairways (sold separately).....		333921-3	06/81	251.714	252.586	252.556	256.229	254.409
Secondary products and miscellaneous receipts.....		333921-SM						
Conveyor and conveying equipment mfg.....	333922		06/84	280.567	282.123	282.846	283.545	285.039
Primary products.....		333922-P	06/84	270.627	272.048	272.458	272.667	273.691
Unit handling conveyors and conveying systems.....		333922-1	06/84	226.522	226.522	227.197	227.292	227.360
Unit handling gravity and trolley conveyors and conveying systems.....		333922-12	06/09	128.372	128.372	128.372	128.203	128.223
Unit handling tow, belt, roller, pneumatic, portable, carousel, and other nonbelt conveyors.....		333922-14	06/09	141.380	141.380	141.901	142.018	142.066
Parts and accessories for unit handling conveyors and conveying systems, sold separately.....		333922-7	06/84	273.851	273.851	273.869	274.551	274.044
Bulk material handling conveyors and conveying systems.....		333922-8	06/84	285.014	288.852	289.107	289.382	292.346
Parts and accessories for bulk material handling conveyors and conveying systems.....		333922-9	06/84	465.083	466.009	466.009	466.009	466.009
Secondary products and miscellaneous receipts.....		333922-SM						
Miscellaneous receipts.....		333922-M	06/84	354.814	358.081	362.172	368.107	374.592
Secondary products.....		333922-S	06/84	323.194	323.194	323.194	323.093	323.627
Overhead cranes, hoists and monorail systems mfg.....	333923		12/03	214.946	216.563	217.082	217.415	218.089
Primary products.....		333923-P	12/03	217.530	219.285	219.325	219.440	219.654
Hoists and parts and attachments for hoists (sold separately).....		333923-1	12/84	306.540	315.631	315.631	315.631	320.979

See footnotes at end of table.

Table 11. Producer price indexes for net output of selected industries and their products, not seasonally adjusted — Continued
 [November 2022]

Title ¹	Industry code	Product code	Index base	Unadjusted index ²				
				July 2022	Aug. 2022 ^P	Sept. 2022 ^P	Oct. 2022 ^P	Nov. 2022 ^P
Overhead cranes, hoists and monorail systems mfg - Continued								
Overhead traveling cranes and monorail systems, including parts and attachments sold separately.....		333923-3	12/84	323.809	332.434	332.857	332.828	331.939
Winches, aerial work platforms, and automotive wrecker hoists, including parts and attachments.....		333923-7	12/03	221.597	222.188	222.188	222.341	222.341
Secondary products and miscellaneous receipts.....		333923-SM						
Secondary products.....		333923-S	12/03	184.854	187.085	187.085	186.752	186.752
Industrial truck, trailer, and stacker mfg.....	333924		12/79	314.233	314.280	314.482	315.695	323.911
Primary products.....		333924-P	12/79	317.371	317.422	317.641	318.917	327.619
Industrial trucks, tractors, mobile straddle carriers & cranes, & automatic stacking machines.....		333924-2	12/79	285.531	285.578	285.633	286.971	296.177
Work trucks with lifting & handling equipment, operator riding, electric, self-propelled.....		333924-21	06/02	210.395	210.395	210.402	210.614	224.688
Work trucks, not fitted with lifting and handling equipment.....		333924-25	06/02	205.659	205.723	205.793	206.411	206.600
Bulk powered material moving equipment, dock boards and metal pallets and skids.....		333924-26	06/02	205.437	205.437	205.437	205.437	205.437
Other work trucks with lifting & handling equipment, non-riding electric or any non-electric.....		333924-27	06/02	181.951	182.009	182.069	184.127	188.011
Parts and attachments for industrial trucks and tractors (sold separately).....		333924-3	12/86	344.521	344.558	345.773	345.857	345.857
Secondary products and miscellaneous receipts.....		333924-SM						
Secondary products.....		333924-S	12/79	552.089	552.089	552.089	553.517	557.982
All other general purpose machinery mfg.....	33399		12/03	175.210	176.371	177.604	177.538	177.845
Power-driven handtool mfg.....	333991		12/80	245.060	245.060	245.060	245.060	245.060
Primary products.....		333991-P	12/80	236.767	236.767	236.767	236.767	236.767
Power-driven handtools, pneumatic, hydraulic, and powder-actuated.....		333991-6	12/80	333.806	333.806	333.806	333.806	333.806
Power-driven handtools, electric (except battery powered), including parts.....		333991-9	12/04	134.872	134.872	134.872	134.872	134.872
Secondary products and miscellaneous receipts.....		333991-SM						
Miscellaneous receipts.....		333991-M	06/86	204.969	204.969	204.969	204.969	204.969
Welding and soldering equipment mfg.....	333992		12/84	351.184	353.438	353.724	350.926	351.522
Primary products.....		333992-P	12/84	367.605	370.161	370.161	366.989	367.664
Other welding equipment, components, and accessories (excluding arc, resistance, and gas).....		333992-A	06/90	180.857	180.857	180.857	180.857	180.857
Arc welding machines, components, and accessories, excluding electrodes and stud welding equip.....		333992-1	12/84	392.310	398.701	398.701	398.701	398.701
Resistance welders, components, accessories, and electrodes.....		333992-7	12/84	270.185	270.185	270.185	270.185	270.185
Gas welding and cutting equipment, parts, attachments, and accessories.....		333992-9	06/83	255.968	255.968	255.968	255.968	255.968
Secondary products and miscellaneous receipts.....		333992-SM						
Miscellaneous receipts.....		333992-M	12/84	252.427	252.427	255.857	255.857	255.857
Packaging machinery mfg.....	333993		12/88	248.664	253.613	260.153	261.112	261.127
Primary products.....		333993-P	12/88	252.887	258.535	264.245	265.337	265.337
Packing, packaging, and bottling machinery, excluding parts.....		333993-1	12/88	241.572	246.255	250.614	252.180	252.180
Parts for packing, packaging, and bottling machinery.....		333993-5	12/88	305.749	314.376	324.041	324.041	324.041
Secondary products and miscellaneous receipts.....		333993-SM						
Miscellaneous receipts.....		333993-M	12/88	197.186	199.194	207.517	207.517	207.633
Industrial process furnace and oven mfg.....	333994		06/81	286.422	287.264	287.264	287.264	288.333
Primary products.....		333994-P	06/81	283.001	283.824	283.824	283.824	284.790
Industrial process furnaces & ovens, & industrial electrical heating equipment.....		333994-0	12/04	165.738	166.220	166.220	166.220	166.786
Industrial process furnaces & ovens, & industrial electrical heating equipment, except parts.....		333994-0A	06/11	138.143	138.687	138.687	138.687	139.326
Parts and attachments for industrial process furnaces and ovens.....		333994-0B	06/11	140.680	140.680	140.680	140.680	140.680
Secondary products and miscellaneous receipts.....		333994-SM						
Miscellaneous receipts.....		333994-M	12/86	198.330	198.330	198.330	198.330	199.166
Fluid power cylinder and actuator mfg.....	333995		06/90	261.485	264.598	266.309	267.079	269.463
Primary products.....		333995-P	06/90	261.768	265.296	267.306	268.272	270.800
Nonaerospace-type hydraulic & all aerospace fluid power cylinders & actuators, linear & rotary.....		333995-2	06/90	254.888	258.163	259.374	259.452	262.657
Nonaerospace-type pneumatic fluid power cylinders & actuators, linear & rotary.....		333995-3	06/90	205.445	205.445	206.330	206.330	-
Parts for hydraulic & pneumatic fluid power cylinders & actuators, incl accumulators & cushions.....		333995-8	06/90	285.571	292.827	300.151	307.098	307.098
Secondary products and miscellaneous receipts.....		333995-SM						
Fluid power pump and motor mfg.....	333996		06/90	223.140	223.140	223.140	222.914	222.914
Primary products.....		333996-P	06/90	227.805	227.805	227.805	227.800	227.800
Nonaerospace-type reciprocating fluid power pumps.....		333996-1	12/97	187.176	187.176	187.176	187.176	187.176
Nonaerospace-type fluid power motors.....		333996-5	12/97	232.707	232.707	232.707	232.684	232.684
Parts for fluid power pumps, motors, and hydrostatic transmissions.....		333996-9	12/97	187.894	187.894	187.894	187.894	187.894
Secondary products and miscellaneous receipts.....		333996-SM						
Miscellaneous receipts.....		333996-M	06/99	177.233	177.233	177.233	180.278	180.278
Scale and balance mfg.....	333997		12/80	221.473	222.255	224.240	224.741	228.089

See footnotes at end of table.

Table 11. Producer price indexes for net output of selected industries and their products, not seasonally adjusted — Continued
 [November 2022]

Title ¹	Industry code	Product code	Index base	Unadjusted index ²				
				July 2022	Aug. 2022 ^P	Sept. 2022 ^P	Oct. 2022 ^P	Nov. 2022 ^P
Scale and balance mfg - Continued								
Primary products.....		333997-P	12/80	232.481	233.377	235.672	236.246	239.721
Retail, commercial, household, and mailing scales and balances.....		333997-4	12/91	181.870	181.870	181.870	181.870	182.033
Parts, attachments, and accessories for scales and balances.....		333997-6	12/91	248.371	249.832	250.876	251.545	253.710
Vehicle and industrial scales.....		333997-7	12/91	190.459	191.182	194.358	194.953	199.420
Motor truck and railroad track scales.....		333997-71	12/10	149.656	149.656	150.852	150.852	153.902
Industrial scales (including automatic checkweighter and bulkweighter scales)...		333997-72	12/10	156.893	158.521	159.775	161.117	165.646
Miscellaneous non-vehicle scales (crane, susp, tank, hopper, meas. devices, lab, bulk conveyor).....		333997-73	12/10	131.245	131.245	-	-	-
Secondary products and miscellaneous receipts.....		333997-SM						
Miscellaneous receipts.....		333997-M	12/80	134.612	134.612	134.612	134.612	136.837
All other miscellaneous general purpose machinery mfg.....	333999		12/84	270.063	270.957	272.919	272.753	272.378
Primary products.....		333999-P	12/84	264.107	265.177	266.968	266.794	266.348
Filters and strainers, except fluid power.....		333999-1	12/88	254.715	254.533	258.211	257.642	256.189
Industrial filters and strainers and reusable media, except fluid power.....		333999-11	06/07	154.431	154.157	156.641	156.129	155.168
Nonreusable media for filters and strainers, except fluid power.....		333999-12	12/88	272.666	272.666	272.666	272.666	272.666
Parts and accessories for filters and strainers, except fluid power.....		333999-13	12/88	306.141	312.804	318.994	323.949	320.579
All other miscellaneous general industrial machinery.....		333999-7	06/07	144.350	145.301	145.925	145.925	145.925
Secondary products and miscellaneous receipts.....		333999-SM						
Miscellaneous receipts.....		333999-M	12/84	374.556	374.556	379.566	379.566	379.594
Secondary products.....		333999-S	12/84	236.950	236.977	236.984	237.157	237.173
Computer & electronic product mfg.....	334		12/03	96.732	96.772	96.994	97.310	97.836
Computer & peripheral equipment mfg.....	3341		12/06	58.036	58.264	58.030	57.885	58.131
Computer & peripheral equipment mfg.....	33411		12/06	58.036	58.264	58.030	57.885	58.131
Electronic computer manufacturing.....	334111		12/04	32.665	32.515	32.036	31.734	30.950
Primary products.....		334111-P	12/04	17.178	17.066	16.735	16.526	15.948
Host computers, multiusers (mainframes, medium-scale systems, UNIX and PC servers).....		334111-5	12/04	28.962	28.784	27.983	27.528	26.374
Single user computers, microprocessor based, general purpose.....		334111-7	06/07	18.855	18.712	18.805	18.768	18.465
Portable computers, laptops, tablets and other single user computers.....		334111-72	06/07	13.825	14.077	14.074	13.895	13.803
Personal computers and workstations (excluding portable computers).....		334111-73	06/07	21.854	21.618	21.741	21.727	21.351
Secondary products and miscellaneous receipts.....		334111-SM						
Computer storage device mfg.....	334112		12/04	61.238	62.331	62.331	62.331	64.708
Primary products.....		334112-P	12/04	50.399	50.399	50.399	50.399	52.430
Computer storage devices (except parts, attachments and accessories).....		334112-1	12/04	50.053	50.053	50.053	50.053	52.547
Secondary products and miscellaneous receipts.....		334112-SM						
Computer terminal and other computer peripheral equipment mfg.....	334118		12/93	62.608	62.575	62.622	62.661	62.564
Primary products.....		334118-P	12/93	64.399	64.364	64.416	64.460	64.352
Other computer peripheral equipment and point of sale terminals.....		334118-B	12/93	64.470	64.435	64.487	64.531	64.422
POS terminals, fund-transfer devices, and all other miscellaneous computer peripheral equipment.....		334118-B1	12/93	40.233	40.201	40.249	40.290	40.189
Secondary products and miscellaneous receipts.....		334118-SM						
Communications equipment mfg.....	3342		12/85	98.988	99.116	99.322	99.520	101.754
Telephone apparatus mfg.....	33421		12/03	90.680	90.927	91.177	91.272	92.794
Telephone apparatus mfg.....	334210		12/85	91.122	91.370	91.624	91.721	93.244
Primary products.....		334210-P	12/85	91.435	91.741	91.741	91.741	93.755
Wireline voice and data network equipment.....		334210-7	12/00	72.094	72.521	72.521	72.521	74.403
Secondary products and miscellaneous receipts.....		334210-SM						
Radio/TV broadcast & wireless comm equip mfg.....	33422		12/03	99.879	99.988	100.037	100.122	101.417
Broadcast and wireless communications equipment mfg.....	334220		12/91	93.720	93.823	93.870	93.949	95.138
Primary products.....		334220-P	12/91	90.943	91.067	91.104	91.199	91.535
Broadcast, studio, and related electronic equipment.....		334220-2	12/85	120.177	120.298	120.801	120.454	119.578
Radio station equipment.....		334220-5	06/13	107.981	107.981	107.981	107.981	107.981
Other broadcast and wireless communications systems and equipment.....		334220-9	06/13	106.374	106.682	106.666	107.004	108.114
Secondary products and miscellaneous receipts.....		334220-SM						
Other communications equipment mfg.....	33429		12/03	131.356	131.392	132.520	133.672	143.512
Other communications equipment mfg.....	334290		12/91	140.902	140.939	142.150	143.387	153.935
Primary products.....		334290-P	12/91	148.483	148.519	149.814	150.894	163.302
Alarm systems, including electric sirens and horns.....		334290-1	12/85	137.872	137.872	140.497	140.497	-
Intercommunications systems, incl inductive paging systems, excl telephone & telegraph.....		334290-3	12/85	268.291	268.754	268.754	268.754	268.754
Secondary products and miscellaneous receipts.....		334290-SM						
Secondary products.....		334290-S	12/91	161.682	162.125	162.986	164.183	-
Audio & video equipment mfg.....	3343		12/03	98.134	98.134	99.308	99.484	99.485

See footnotes at end of table.

Table 11. Producer price indexes for net output of selected industries and their products, not seasonally adjusted — Continued
 [November 2022]

Title ¹	Industry code	Product code	Index base	Unadjusted index ²				
				July 2022	Aug. 2022 ^P	Sept. 2022 ^P	Oct. 2022 ^P	Nov. 2022 ^P
Audio & video equipment mfg - Continued								
Audio and video equipment mfg.....	33431		12/03	98.134	98.134	99.308	99.484	99.485
Audio and video equipment mfg.....	334310		03/80	71.013	71.013	71.863	71.990	71.990
Primary products.....		334310-P	03/80	62.550	62.550	63.413	63.542	63.542
Speakers and commercial sound equipment.....		334310-4	03/80	176.460	176.460	176.460	177.056	177.056
Other consumer audio and video equipment.....		334310-5	03/80	136.642	136.642	141.789	141.789	141.789
Secondary products and miscellaneous receipts.....		334310-SM						
Miscellaneous receipts.....		334310-M	12/86	95.509	95.509	95.509	95.537	95.600
Semiconductor and other electronic component mfg.....	3344		12/84	56.804	56.628	56.817	57.211	57.404
Semiconductor and other electronic component mfg.....	33441		12/84	56.815	56.638	56.827	57.221	57.415
Bare printed circuit board mfg.....	334412		06/91	114.255	114.231	114.732	115.472	115.476
Primary products.....		334412-P	06/91	111.517	111.517	112.013	112.779	112.779
Bare printed circuit boards.....		334412-0	06/82	125.311	125.311	125.868	126.729	126.729
Secondary products and miscellaneous receipts.....		334412-SM1						
Semiconductors and related device mfg.....	334413		12/98	30.998	30.879	31.089	31.614	31.665
Primary products.....		334413-P	12/98	29.926	29.804	30.021	30.548	30.599
Other semiconductor devices, including parts such as chips, wafers, and heat sinks.....		334413-A	06/81	53.462	53.134	53.776	53.952	53.952
Integrated microcircuits, incl semiconductor networks, microprocessors, & MOS memories.....		334413-1	12/98	22.037	21.965	22.084	22.595	22.648
Secondary products and miscellaneous receipts.....		334413-SM						
Electronic connector mfg.....	334417		12/80	254.948	255.678	256.213	263.753	263.544
Primary products.....		334417-P	12/80	251.999	252.651	252.970	260.431	260.412
Electronic connectors, including parts.....		334417-0	12/80	251.999	252.651	252.970	260.431	260.412
Secondary products and miscellaneous receipts.....		334417-SM						
Secondary products.....		334417-S1	05/99	152.435	153.902	156.976	158.381	155.849
Printed circuit assembly mfg.....	334418		12/03	83.084	82.138	81.883	80.214	80.392
Primary products.....		334418-P	12/03	85.490	84.449	84.496	83.097	83.292
Printed circuit assemblies, loaded boards, modules, and consumer external modems.....		334418-9	06/06	91.962	90.842	90.893	89.388	89.598
Secondary products and miscellaneous receipts.....		334418-SM						
Other electronic component mfg.....	334419		12/03	150.627	150.695	150.760	150.772	152.078
Primary products.....		334419-P	12/03	155.132	155.219	155.292	155.319	156.509
Other electronic components.....		334419-0	12/03	155.132	155.219	155.292	155.319	156.509
Secondary products and miscellaneous receipts.....		334419-SM						
Secondary products.....		334419-S	12/03	100.512	100.391	100.396	100.234	104.001
Capacitor, resistor, coil, transformer, and other inductor mfg.....	33441K		12/11	145.045	146.258	147.202	148.284	150.532
Primary products.....		33441K-P	12/11	148.992	150.342	150.918	152.067	154.570
Capacitors for electronic circuitry.....		33441K-4	06/81	250.798	252.670	252.705	252.705	260.766
Electronic coils, transformers, and other inductors.....		33441K-6	06/00	151.640	153.236	154.338	156.577	156.998
Secondary products and miscellaneous receipts.....		33441K-SM						
Nav/measuring/medical/control instruments mfg.....	3345		12/03	138.377	138.527	138.826	139.217	139.551
Nav/measuring/medical/control instruments mfg.....	33451		12/03	138.377	138.527	138.826	139.217	139.551
Electromedical apparatus mfg.....	334510		06/85	85.307	85.292	85.292	85.274	85.342
Primary products.....		334510-P	06/85	73.830	73.816	73.816	73.804	73.868
Electromedical equipment, excluding ionizing radiation equipment.....		334510-2	12/02	84.874	84.858	84.858	84.844	84.918
Secondary products and miscellaneous receipts.....		334510-SM						
Miscellaneous receipts.....		334510-M	12/90	156.282	156.282	156.282	156.282	156.282
Search, detection, and navigation instruments.....	334511		12/91	185.028	185.138	185.644	185.644	185.664
Primary products.....		334511-P	12/91	182.097	182.134	182.203	182.203	182.203
Aeronautical, nautical & navigational instruments, not sending or receiving radio signals.....		334511-1	12/85	315.999	315.999	317.542	317.542	317.542
Search, detection, navigation, and guidance systems and equipment.....		334511-3	12/91	176.469	176.508	176.508	176.508	176.508
Secondary products and miscellaneous receipts.....		334511-SM						
Secondary products.....		334511-S	12/91	220.676	220.698	221.660	-	-
Automatic environmental control mfg.....	334512		12/79	297.243	297.322	298.466	301.479	302.592
Primary products.....		334512-P	12/79	264.105	264.193	265.473	267.562	268.807
Automatic environmental controls for monitoring residential, commercial, and appliance use.....		334512-0	12/03	140.939	140.987	141.669	142.784	143.449
Secondary products and miscellaneous receipts.....		334512-SM						
Miscellaneous receipts.....		334512-M	12/04	199.058	199.058	199.058	203.688	203.688
Industrial process variable instruments.....	334513		06/83	260.855	261.391	261.301	262.974	266.534
Primary products.....		334513-P	06/83	274.213	274.213	274.306	275.683	279.964
Process control instruments.....		334513-0	12/03	163.682	163.682	163.738	164.560	167.115
Secondary products and miscellaneous receipts.....		334513-SM						

See footnotes at end of table.

Table 11. Producer price indexes for net output of selected industries and their products, not seasonally adjusted — Continued
 [November 2022]

Title ¹	Industry code	Product code	Index base	Unadjusted index ²				
				July 2022	Aug. 2022 ^P	Sept. 2022 ^P	Oct. 2022 ^P	Nov. 2022 ^P
Industrial process variable instruments - Continued								
Miscellaneous receipts.....		334513-M	06/83	223.299	230.823	228.214	236.193	236.193
Secondary products.....		334513-S	06/83	171.698	171.972	172.037	172.018	—
Totalizing fluid meters and counting devices.....	334514		12/85	227.633	227.633	228.279	228.279	228.279
Primary products.....		334514-P	12/85	232.100	232.100	232.789	232.789	232.789
Integrating and totalizing meters for gas and liquids.....		334514-1	12/85	306.037	—	—	—	—
Counting devices, excluding motor vehicle instruments.....		334514-3	12/85	219.446	219.446	219.446	219.446	219.446
Motor vehicle instruments.....		334514-7	12/85	152.377	152.377	153.857	153.857	153.857
Secondary products and miscellaneous receipts.....		334514-SM						
Electricity and signal testing instruments mfg.....	334515		12/83	171.001	171.537	171.712	171.773	171.815
Primary products.....		334515-P	12/83	165.531	166.110	166.300	166.365	166.411
Test equipment for testing electrical, radio, and communication circuits, and motors.....		334515-4	12/83	164.728	165.574	165.851	165.947	166.013
Secondary products and miscellaneous receipts.....		334515-SM						
Analytical laboratory instrument mfg.....	334516		12/85	176.470	176.624	177.247	177.516	177.923
Primary products.....		334516-P	12/85	177.465	177.643	177.890	178.195	178.632
Analytical and scientific instruments, excluding optical.....		334516-0	12/85	177.465	177.643	177.890	178.195	178.632
Secondary products and miscellaneous receipts.....		334516-SM						
Miscellaneous receipts.....		334516-M1	12/14	125.884	125.884	128.873	128.873	128.873
Secondary products.....		334516-S	12/85	144.821	144.849	144.700	—	—
Irradiation apparatus mfg.....	334517		06/90	123.198	123.198	123.198	123.198	123.219
Primary products.....		334517-P	06/85	124.062	124.062	124.062	124.062	124.062
Irradiation (ionizing radiation) equipment.....		334517-0	06/85	124.062	124.062	124.062	124.062	124.062
Secondary products and miscellaneous receipts.....		334517-SM						
Other measuring and controlling device mfg.....	334519		06/85	189.615	190.629	191.810	196.404	198.301
Primary products.....		334519-P	06/85	180.575	181.606	182.860	187.726	189.737
Physical properties testing & inspection equipment and kinematic testing & measuring equipment.....		334519-4	06/85	177.222	177.222	178.261	190.961	193.522
Nuclear radiation detection and monitoring instruments.....		334519-5	06/85	228.399	232.432	232.432	232.432	242.992
Commercial, geophysical, meteorological, and general-purpose instruments and equipment.....		334519-7	06/85	188.390	189.783	190.015	191.346	191.346
Watches, clocks, and parts.....		334519-8	12/03	127.147	131.277	—	—	—
Secondary products and miscellaneous receipts.....		334519-SM						
Miscellaneous receipts.....		334519-M	06/85	271.388	272.254	272.214	272.233	272.198
Manufacturing and reproducing magnetic and optical media.....	3346		12/03	112.644	113.570	116.218	116.253	116.304
Manufacturing and reproducing magnetic and optical media.....	33461		12/03	112.644	113.570	116.218	116.253	116.304
Manufacturing and reproducing magnetic and optical media.....	334610		01/19	131.977	133.065	136.180	136.221	136.281
Primary products.....		334610-P	01/19	132.868	133.996	137.223	137.274	137.348
Secondary products and miscellaneous receipts.....		334610-SM						
Electrical equipment and appliance mfg.....	335		12/03	188.319	190.319	190.683	190.600	191.380
Electric lighting equipment mfg.....	3351		12/03	146.543	146.830	147.758	147.760	147.784
Electric lamp bulb & part mfg.....	33511		12/03	85.313	85.313	85.313	85.313	85.452
Electric lamp bulb and part mfg.....	335110		12/83	93.761	93.761	93.761	93.761	93.913
Primary products.....		335110-P	12/83	82.910	82.910	82.910	82.910	82.910
Electric lamp bulb, tubes, and components.....		335110-0	12/83	82.910	82.910	82.910	82.910	82.910
Secondary products and miscellaneous receipts.....		335110-SM						
Miscellaneous receipts.....		335110-M	09/92	165.871	165.871	165.871	165.871	167.212
Lighting fixture mfg.....	33512		12/03	159.935	160.283	161.403	161.406	161.407
Residential electric lighting fixture mfg.....	335121		12/83	239.984	239.640	239.826	239.830	239.830
Primary products.....		335121-P	12/83	247.750	247.330	247.557	247.561	247.561
Residential-type electric lighting fixtures (except portable), including parts and accessories.....		335121-1	12/83	232.083	231.322	231.733	231.736	231.736
Residential-type portable lighting fixtures, including parts and accessories.....		335121-4	12/83	273.760	273.760	273.760	273.766	—
Secondary products and miscellaneous receipts.....		335121-SM						
Secondary products.....		335121-S	12/83	276.164	276.164	276.164	276.164	276.164
Nonresidential electric lighting fixture mfg.....	335122		06/81	253.283	253.283	256.871	256.871	256.871
Primary products.....		335122-P	06/81	250.407	250.407	254.329	254.329	254.329
Commercial and institutional-type electric lighting fixtures, including parts and accessories.....		335122-1	06/81	242.708	242.708	243.313	243.313	243.313
Industrial-type electric lighting fixtures, including parts and accessories.....		335122-5	06/81	269.017	269.017	286.889	286.889	286.889
Secondary products and miscellaneous receipts.....		335122-SM						
Secondary products.....		335122-S	06/81	320.315	320.315	321.797	321.799	321.799
Other lighting equipment mfg.....	335129		06/85	172.897	173.996	173.999	174.005	174.008
Primary products.....		335129-P	06/85	169.388	170.455	170.455	170.455	170.455

See footnotes at end of table.

Table 11. Producer price indexes for net output of selected industries and their products, not seasonally adjusted — Continued
[November 2022]

Title ¹	Industry code	Product code	Index base	Unadjusted index ²				
				July 2022	Aug. 2022 ^P	Sept. 2022 ^P	Oct. 2022 ^P	Nov. 2022 ^P
Other lighting equipment mfg - Continued								
Outdoor lighting equipment (including parts and accessories).....		335129-1	06/85	207.328	209.474	209.474	209.474	209.474
Secondary products and miscellaneous receipts.....		335129-SM						
Secondary products.....		335129-S	06/85	186.544	188.455	188.488	188.545	188.581
Household appliance mfg.....	3352		12/84	159.917	160.321	160.223	159.913	158.234
Small electrical appliance mfg.....	33521		12/03	129.215	129.221	128.688	128.688	128.857
Small electrical appliance mfg.....	335210		12/11	117.433	117.437	116.951	116.952	117.105
Primary products.....		335210-P	12/11	118.288	118.288	117.683	117.683	117.793
Parts and attachments for small electric household appliances, including fan parts.....		335210-5	12/82	187.127	187.127	187.127	187.127	187.127
Household vacuum cleaners and other floor care machines (including parts and attachments).....		335210-6	12/82	123.714	123.714	123.246	123.246	123.246
Other small electric household appliances, including fans.....		335210-7	05/21	—	116.611	115.898	115.898	116.067
Secondary products and miscellaneous receipts.....		335210-SM						
Secondary products.....		335210-S	12/82	201.268	201.268	201.268	201.297	207.983
Major household appliance mfg.....	33522		12/03	162.597	163.093	163.113	162.732	160.623
Major household appliance mfg.....	335220		05/16	132.736	133.135	133.148	132.834	131.107
Primary products.....		335220-P	05/16	132.687	133.024	132.999	132.662	130.872
Household cooking appliances.....		335220-1	06/81	167.618	168.059	167.923	166.465	165.528
Electric household ranges, ovens (including microwave), surface cooking units, and equipment.....		335220-11	06/81	144.850	145.483	144.431	144.050	143.598
Gas household ranges, ovens, surface cooking units, and equipment (incl. parts and accessories).....		335220-13	06/81	165.682	165.557	163.841	165.136	159.071
Other household ranges and cooking equipment, including outdoor equipment.....		335220-15	06/81	233.228	233.588	242.057	229.246	236.779
Household refrigerators and home freezers.....		335220-2	12/81	124.923	125.871	126.097	126.038	124.777
Household refrigerators, including combination refrigerator-freezers.....		335220-21	12/81	117.781	118.697	118.941	118.800	117.689
Other major household appliances.....		335220-8	12/82	308.188	308.842	310.065	309.585	302.888
Household water heaters, electric, for permanent installation.....		335220-81	12/82	559.317	559.317	559.317	559.317	559.317
Household water heaters, excluding electric.....		335220-83	12/82	559.668	559.668	559.668	559.668	559.668
Secondary products and miscellaneous receipts.....		335220-SM						
Miscellaneous receipts.....		335220-M	05/16	132.658	135.277	136.636	137.090	137.090
Electrical equipment mfg.....	3353		12/03	193.568	195.789	197.036	196.353	198.026
Electrical equipment mfg.....	33531		12/03	193.568	195.789	197.036	196.353	198.026
Electric power and specialty transformer mfg.....	335311		06/81	414.872	416.591	416.819	406.555	415.419
Primary products.....		335311-P	06/81	411.586	412.066	412.315	401.150	410.976
Power and distribution transformers, except parts.....		335311-1	12/99	335.589	336.257	336.257	325.035	331.999
Secondary products and miscellaneous receipts.....		335311-SM						
Motor and generator mfg.....	335312		06/83	264.572	265.982	271.166	271.450	271.556
Primary products.....		335312-P	06/83	262.363	263.502	269.527	269.880	269.880
Parts, supplies for motors, generators, generator sets, and other rotating equipment.....		335312-C	12/87	252.661	252.661	262.681	265.923	265.923
Other motors and generators n.e.c.....		335312-F	06/06	143.521	144.979	148.074	148.074	148.074
Fractional horsepower motors (rated at less than 746 watts) (except hermetics) ..		335312-1	06/83	204.677	204.677	206.089	206.089	206.089
Integral horsepower motors & generators other than for land transport equipment (exc hermetics).....		335312-3	06/83	407.336	407.336	418.675	418.675	418.675
Secondary products and miscellaneous receipts.....		335312-SM						
Miscellaneous receipts.....		335312-M	12/86	283.694	283.729	283.874	283.874	283.876
Secondary products.....		335312-S	06/83	247.767	252.840	252.840	253.674	255.124
Switchgear and switchboard apparatus mfg.....	335313		06/85	278.180	286.466	287.291	288.057	290.886
Primary products.....		335313-P	06/85	287.246	296.413	297.367	298.260	301.522
Switchgear, excluding ducts and relays.....		335313-A	06/85	314.273	328.863	331.013	332.654	339.221
Low voltage panelboards and distribution boards, 1000 volts or less.....		335313-3	06/85	244.997	252.855	252.855	252.855	252.855
Secondary products and miscellaneous receipts.....		335313-SM						
Relay and industrial control mfg.....	335314		06/85	255.135	255.620	255.620	255.620	257.298
Primary products.....		335314-P	06/85	272.431	272.654	272.654	272.654	272.789
Specific-purpose industrial controls.....		335314-C	01/19	117.063	117.338	117.338	117.338	117.565
General-purpose industrial controls.....		335314-F	01/19	126.469	126.490	126.490	126.490	126.490
Relays for electronic circuitry, industrial control overload and switchgear type.....		335314-1	06/90	208.187	208.187	208.187	208.187	208.187
Parts for industrial controls and motor-control accessories.....		335314-7	06/90	247.129	247.580	247.580	247.580	247.580
Secondary products and miscellaneous receipts.....		335314-SM						
Miscellaneous receipts.....		335314-M	06/85	271.803	274.099	274.099	274.099	285.363
Other electrical equipment & component mfg.....	3359		12/03	215.448	218.529	218.277	218.732	220.192
Battery mfg.....	33591		12/03	193.543	193.344	192.961	193.460	195.288
Storage battery mfg.....	335911		12/84	262.684	262.850	262.793	262.962	263.760
Primary products.....		335911-P	12/84	265.370	265.360	265.360	265.538	266.258

See footnotes at end of table.

Table 11. Producer price indexes for net output of selected industries and their products, not seasonally adjusted — Continued
 [November 2022]

Title ¹	Industry code	Product code	Index base	Unadjusted index ²				
				July 2022	Aug. 2022 ^P	Sept. 2022 ^P	Oct. 2022 ^P	Nov. 2022 ^P
Storage battery mfg - Continued								
Storage batteries, lead acid type, BCI dimensional size group 8D or smaller.		335911-1	12/84	256.668	256.668	256.668	256.920	256.920
Storage batteries, lead acid type, larger than BCI dimensional size group 8D.		335911-4	12/84	309.652	309.652	309.652	309.652	309.652
Secondary products and miscellaneous receipts.		335911-SM						
Secondary products.		335911-S	12/84	271.994	282.222	282.222	282.222	295.199
Primary battery mfg.	335912		12/80	245.027	244.135	242.969	244.349	249.144
Primary products.		335912-P	12/80	250.830	249.916	248.723	250.135	255.044
Primary batteries.		335912-0	06/03	149.872	149.326	148.613	149.457	152.390
Communication & energy wire & cable mfg.	33592		12/03	257.568	263.214	261.441	262.303	263.781
Fiber optic cable mfg.	335921		12/03	87.636	94.546	94.770	94.770	94.770
Primary products.		335921-P	12/03	87.691	95.042	95.280	95.280	95.280
Fiber optic cable, made from purchased fiber optic strand.		335921-0	12/03	87.691	95.042	95.280	95.280	95.280
Secondary products and miscellaneous receipts.		335921-SM						
Other communication and energy wire mfg.	335929		12/03	302.979	307.569	305.142	306.276	308.222
Primary products.		335929-P	12/03	316.499	322.398	319.560	321.020	323.295
Electronic wire and cable, made of nonferrous metals (purchased wire).		335929-A	12/82	303.651	309.040	301.030	310.790	311.875
Other insulated wire & cable, incl control & signal, made of nonferrous metals (purchased wire).		335929-F	12/11	144.040	143.164	140.289	141.628	141.405
Power wire and cable, made from nonferrous metals (purchased wire).		335929-1	12/82	439.373	442.559	442.056	445.226	429.069
Secondary products and miscellaneous receipts.		335929-SM						
Wiring device mfg.	33593		12/03	231.949	233.151	232.949	233.321	235.797
Current-carrying wiring device mfg.	335931		12/81	235.184	236.986	236.539	236.975	238.926
Primary products.		335931-P	12/81	225.330	227.227	226.659	227.167	229.131
Current-carrying wiring devices n.e.c.		335931-A	06/06	127.315	128.776	129.401	130.553	131.171
Current-carrying switches for electrical circuitry (including vehicular switches).		335931-1	12/99	165.594	166.145	166.201	166.201	167.539
Current-carrying wire connectors for electrical circuitry.		335931-9	12/81	234.747	237.466	234.261	233.812	236.971
Secondary products and miscellaneous receipts.		335931-SM						
Secondary products.		335931-S	12/81	297.665	299.224	299.224	299.224	301.942
Noncurrent-carrying wiring device mfg.	335932		12/81	597.044	599.092	599.006	599.861	607.246
Primary products.		335932-P	12/81	607.549	610.090	609.983	611.043	619.414
Noncurrent-carrying electrical conduit and conduit fittings, incl. plastic conduit & fittings.		335932-4	12/81	787.441	791.767	791.767	791.429	794.505
Secondary products and miscellaneous receipts.		335932-SM						
All other electrical equipment & component mfg.	33599		12/03	161.292	165.712	166.618	166.768	167.063
Carbon and graphite product mfg.	335991		06/85	191.535	216.112	221.125	221.956	222.406
Primary products.		335991-P	06/85	200.769	228.566	234.167	235.108	235.617
Carbon and graphite products, including electrodes for electric arc furnaces.		335991-0	06/85	200.769	228.566	234.167	235.108	235.617
Secondary products and miscellaneous receipts.		335991-SM						
Miscellaneous receipts.		335991-M	10/88	146.809	146.809	146.809	146.809	146.809
Miscellaneous electrical equipment mfg.	335999		12/03	158.680	158.651	158.651	158.651	158.918
Primary products.		335999-P	12/03	156.651	156.619	156.619	156.619	156.912
Rectifying apparatus.		335999-3	12/85	197.889	202.697	202.697	202.697	204.910
All miscellaneous electrical equipment except rectifying apparatus.		335999-4	06/08	141.249	140.403	140.403	140.403	140.356
Secondary products and miscellaneous receipts.		335999-SM						
Secondary products.		335999-S	12/03	152.822	152.822	152.822	152.822	-
Transportation equipment manufacturing.	336		12/03	136.164	136.462	136.680	137.393	137.703
Motor vehicle manufacturing.	3361		12/03	121.987	122.174	122.209	123.594	123.920
Automobile and light truck manufacturing.	33611		12/03	119.557	119.750	119.798	121.260	121.621
Automobile, light truck and utility vehicle mfg.	336110		06/82	164.545	164.812	164.878	166.890	167.385
Primary products.		336110-P	06/82	162.446	162.599	162.666	164.738	165.248
Passenger cars and chassis.		336110-1	06/82	141.635	141.717	141.740	141.933	142.158
Trucks, truck tractors, & bus chassis 14,000 lb or less, incl. minivans & suvs.		336110-2	06/82	189.643	189.874	189.991	194.094	194.919
Secondary products and miscellaneous receipts.		336110-SM						
Heavy duty truck manufacturing.	33612		12/03	157.546	157.694	157.603	158.310	158.311
Heavy duty truck mfg.	336120		12/03	157.597	157.744	157.653	158.357	158.358
Primary products.		336120-P	12/03	159.277	159.403	159.307	159.675	159.675
Trucks, truck tractors, and bus chassis (chassis of own manufacture) 14,001 to 33,000 lbs.		336120-1	12/03	165.578	166.566	165.810	168.695	168.695
Buses, including military and firefighting vehicles (chassis of own manufacture).		336120-3	12/03	166.432	166.432	166.432	166.432	166.432
Secondary products and miscellaneous receipts.		336120-SM						
Motor vehicle body and trailer manufacturing.	3362		12/03	198.566	199.098	200.053	201.653	201.374
Motor vehicle body and trailer manufacturing.	33621		12/03	198.917	199.450	200.407	202.009	201.730
Motor vehicle body mfg.	336211		12/82	319.535	321.939	323.174	327.831	327.792

See footnotes at end of table.

Table 11. Producer price indexes for net output of selected industries and their products, not seasonally adjusted — Continued
 [November 2022]

Title ¹	Industry code	Product code	Index base	Unadjusted index ²				
				July 2022	Aug. 2022 ^P	Sept. 2022 ^P	Oct. 2022 ^P	Nov. 2022 ^P
Motor vehicle body mfg - Continued								
Primary products.....		336211-P	12/82	314.798	317.207	318.532	323.634	323.568
Other truck and vehicle bodies, sold separately.....		336211-5	12/08	144.885	145.553	144.969	150.170	149.742
Dump truck bodies, for sale separately.....		336211-5A	12/08	191.651	191.651	185.525	185.525	181.763
All other truck and vehicle bodies, sold separately.....		336211-5B	12/08	139.502	140.091	140.091	145.537	145.537
Buses and firefighting vehicles, complete, produced on purchased chassis.....		336211-7	12/08	128.425	128.425	128.425	128.425	128.965
Other trucks and vehicles, complete, produced on purchased chassis.....		336211-9	12/08	149.496	152.309	154.709	159.336	159.450
Other trucks and vehicles, complete, produced on purchased chassis, except upfitting trucks.....		336211-91	09/15	130.978	133.877	136.542	141.680	141.807
Upfitting trucks, complete, produced on purchased chassis.....		336211-99	09/15	147.759	148.709	-	-	-
Secondary products and miscellaneous receipts.....		336211-SM						
Secondary products.....		336211-S	12/82	270.563	277.931	278.035	278.035	278.704
Truck trailer mfg.....	336212		12/79	376.666	376.545	377.288	379.276	379.393
Primary products.....		336212-P	12/79	374.745	375.099	375.714	377.642	377.490
Truck trailers and chassis, axle rating 10,000 lbs or more.....		336212-1	12/79	360.030	360.423	361.104	361.579	361.410
Truck trailers and chassis, axle rating less than 10,000 lbs.....		336212-3	11/84	480.545	480.545	480.545	495.061	495.061
Secondary products and miscellaneous receipts.....		336212-SM						
Secondary products.....		336212-S1	05/21	137.400	140.233	140.233	143.214	148.550
Motor home mfg.....	336213		06/84	214.877	215.049	215.049	215.105	215.167
Primary products.....		336213-P	06/84	211.292	211.469	211.469	211.527	211.590
Motor homes built on purchased chassis.....		336213-0	06/06	125.965	126.070	126.070	126.105	126.143
Secondary products and miscellaneous receipts.....		336213-SM1						
Travel trailer and camper mfg.....	336214		12/03	205.248	205.534	207.403	208.676	207.777
Primary products.....		336214-P	12/03	206.686	206.959	208.932	209.897	209.046
Travel trailers.....		336214-1	06/84	274.695	275.236	278.135	280.251	280.445
Conventional travel trailers.....		336214-19	12/11	162.683	163.829	166.657	168.721	168.910
Automobile and light truck trailers.....		336214-3	12/92	269.356	269.286	270.026	270.026	264.435
Camping trailers, campers, pick-up covers, and parts.....		336214-5	06/84	338.281	338.642	343.682	343.682	343.869
Other parts and components, excluding appliances and furnishings.....		336214-53	06/84	337.335	337.335	344.468	344.468	344.468
Truck campers, caps, box covers, and fold-down camping trailers.....		336214-56	06/14	-	-	-	144.891	145.106
Secondary products and miscellaneous receipts.....		336214-SM						
Secondary products.....		336214-S	06/84	226.915	226.937	232.879	243.328	243.320
Motor vehicle parts manufacturing.....	3363		12/03	124.551	125.021	125.217	125.056	125.055
Motor vehicle gasoline engine and parts mfg.....	33631		12/03	126.333	126.226	126.012	126.491	127.576
Motor vehicle gasoline engine and engine parts mfg.....	336310		12/03	126.817	126.710	126.495	126.976	128.065
Primary products.....		336310-P	12/03	127.274	127.094	126.776	127.003	127.905
Gasoline engines and engine parts (excluding carburetors).....		336310-2	12/03	126.830	126.629	126.277	126.546	127.559
Carburetors, pistons, piston rings, and valves.....		336310-3	12/82	188.435	188.510	188.588	188.253	187.751
Secondary products and miscellaneous receipts.....		336310-SM						
Miscellaneous receipts.....		336310-M1	09/18	110.876	111.950	111.950	113.077	120.121
Secondary products.....		336310-S	12/11	113.615	113.592	114.099	116.169	116.108
Motor vehicle electric equipment.....	33632		12/03	117.388	118.053	120.067	119.918	119.975
Motor vehicle electrical and electronic equipment mfg.....	336320		12/03	116.941	117.603	119.610	119.461	119.519
Primary products.....		336320-P	12/03	110.925	111.406	113.604	113.495	113.552
Vehicular lighting equipment.....		336320-1	12/83	131.885	133.050	133.088	133.450	133.565
Other motor vehicle electrical and electronic equipment.....		336320-2	12/03	110.822	111.193	113.864	113.664	113.712
Battery charging alternators, generators, and regulators.....		336320-23	12/82	137.654	137.459	136.774	135.987	136.074
Parts for engine electrical and electronic equipment.....		336320-2A	12/82	167.109	167.109	171.123	170.380	170.380
All other miscellaneous non-engine electrical and electronic equipment.....		336320-2D	12/03	114.241	114.847	118.186	118.083	118.094
All other miscellaneous complete engine electrical equipment, including spark plugs.....		336320-2U	12/82	121.238	122.329	125.068	124.503	124.831
Secondary products and miscellaneous receipts.....		336320-SM						
Miscellaneous receipts.....		336320-M	12/03	139.419	138.962	138.587	137.507	136.987
Secondary products.....		336320-S	12/03	123.613	127.469	127.655	127.698	128.228
Motor vehicle steering and suspension parts.....	33633		12/03	112.262	110.990	111.089	111.395	111.332
Motor vehicle steering and suspension components (except spring) manufacturing.....	336330		12/03	112.049	110.779	110.879	111.184	111.121
Primary products.....		336330-P	12/03	108.138	106.814	107.050	107.742	107.742
Motor vehicle steering and suspension components (excluding spring), new and rebuilt.....		336330-0	12/99	107.940	106.619	106.855	107.546	107.546
Secondary and miscellaneous receipts.....		336330-SM						
Motor vehicle brake system manufacturing.....	33634		12/03	137.165	136.794	136.925	135.381	135.008
Motor vehicle brake system mfg.....	336340		12/03	137.137	136.766	136.897	135.357	134.983
Primary products.....		336340-P	12/03	138.450	138.040	138.185	136.074	135.662
Motor vehicle brake parts and assemblies, new.....		336340-1	12/88	147.673	147.204	147.369	145.118	144.679
Motor vehicle drum brake assemblies and parts, new.....		336340-1E	12/05	146.406	144.642	144.604	150.727	150.727

See footnotes at end of table.

Table 11. Producer price indexes for net output of selected industries and their products, not seasonally adjusted — Continued
 [November 2022]

Title ¹	Industry code	Product code	Index base	Unadjusted index ²				
				July 2022	Aug. 2022 ^P	Sept. 2022 ^P	Oct. 2022 ^P	Nov. 2022 ^P
Motor vehicle brake system mfg - Continued								
Motor vehicle disc brake assemblies and parts, new.....		336340-1F	12/11	139.292	139.292	139.292	128.110	128.110
Other motor vehicle brake parts and assemblies, new.....		336340-1G	12/99	120.230	119.998	120.335	122.436	121.583
Secondary products and miscellaneous receipts.....		336340-SM						
Motor vehicle power train components mfg.....	33635		12/03	129.707	132.150	132.172	132.519	132.209
Motor vehicle transmission and power train parts manufacturing.....	336350		12/03	128.167	130.581	130.603	130.947	130.640
Primary products.....		336350-P	12/03	122.925	125.381	125.357	125.472	125.156
Motor vehicle drive train components, excluding wheels and brakes, new.....		336350-2	12/88	126.164	128.701	128.676	128.747	128.420
Motor vehicle transmissions (except auxiliary and parts), new.....		336350-20	06/12	110.439	110.439	110.439	110.687	110.687
Parts for manual and automatic transmissions, new.....		336350-23	12/88	112.037	129.749	129.718	129.646	129.027
Other motor vehicle drive train components, except wheels and brakes, new....		336350-25	12/99	98.671	98.901	98.785	98.477	97.597
Motor vehicle drive train components, rebuilt.....		336350-3	12/03	138.256	138.256	138.256	146.103	146.103
Secondary products and miscellaneous receipts.....		336350-SM						
Secondary products.....		336350-S	12/03	135.715	135.910	137.248	136.476	136.533
Motor vehicle seating and interior trim mfg.....	33636		12/03	112.432	112.728	113.272	113.416	112.839
Motor vehicle seating and interior trim mfg.....	336360		12/03	112.382	112.678	113.222	113.364	112.787
Primary products.....		336360-P	12/03	111.383	111.585	112.033	112.050	111.018
Automobile trimmings.....		336360-1	12/03	91.089	91.089	91.089	91.089	91.089
Seats for public conveyance and aircraft.....		336360-3	12/01	116.372	116.739	117.516	117.547	116.732
Metal motor vehicle seat frames.....		336360-7	06/09	111.242	111.242	111.376	111.376	107.330
Secondary products and miscellaneous receipts.....		336360-SM						
Secondary products.....		336360-S	12/03	160.648	164.103	167.164	173.434	173.301
Motor vehicle metal stamping.....	33637		12/03	126.155	124.769	124.424	124.681	124.517
Motor vehicle metal stamping.....	336370		12/82	138.170	136.651	136.274	136.555	136.376
Primary products.....		336370-P	12/82	127.172	126.709	126.625	127.000	127.000
Automotive job stampings (truck, bus, and passenger car).....		336370-0	12/82	127.172	126.709	126.625	127.000	127.000
Secondary products and miscellaneous receipts.....		336370-SM						
Secondary products.....		336370-S	12/82	142.151	141.644	141.754	142.656	142.649
Other motor vehicle parts manufacturing.....	33639		12/03	124.728	125.719	125.730	124.804	124.794
Other motor vehicle parts mfg.....	336390		12/03	127.207	128.217	128.229	127.283	127.274
Primary products.....		336390-P	12/03	124.929	125.880	125.841	125.058	124.964
Filters, new, internal combustion engines and motor vehicles.....		336390-A	12/82	186.241	186.241	186.241	186.241	188.017
Motor vehicle air-conditioning systems and compressors.....		336390-B	12/03	106.285	104.015	104.015	103.188	103.188
All other motor vehicle parts and accessories, including trailer hitches.....		336390-8	12/03	111.130	112.233	112.192	112.174	112.071
Secondary products and miscellaneous receipts.....		336390-SM						
Miscellaneous receipts.....		336390-M	12/11	119.998	123.367	123.367	119.878	119.878
Secondary products.....		336390-S	12/11	125.575	124.273	125.007	125.140	126.294
Aerospace product and parts manufacturing.....	3364		06/85	256.760	257.242	257.782	258.267	258.823
Aerospace product and parts manufacturing.....	33641		06/85	256.760	257.242	257.782	258.267	258.823
Aircraft mfg.....	336411		12/85	267.118	267.692	267.718	268.366	269.094
Primary products.....		336411-P	12/85	255.776	256.353	256.379	257.055	257.641
Civilian aircraft.....		336411-3	12/85	313.659	314.803	315.974	317.315	318.319
Military aircraft.....		336411-4	06/13	105.324	105.324	104.610	104.610	104.610
Modification, conversion, and overhaul of previously accepted aircraft.....		336411-5	12/85	145.236	145.236	145.236	145.236	146.025
Secondary products and miscellaneous receipts.....		336411-SM						
Aircraft engine and engine parts mfg.....	336412		12/85	252.089	253.187	253.905	253.952	254.066
Primary products.....		336412-P	12/85	248.403	249.952	250.746	250.811	250.981
Aeronautical services on aircraft engines.....		336412-5	12/85	242.532	248.980	250.531	250.531	250.531
Aircraft engine parts and accessories.....		336412-7	12/85	259.471	259.403	260.218	260.344	260.603
Parts and accessories for military aircraft engines.....		336412-75	12/11	123.060	123.060	123.418	123.738	123.754
Parts and accessories for civilian aircraft engines.....		336412-77	12/11	114.206	114.168	114.533	114.533	114.670
Secondary products and miscellaneous receipts.....		336412-SM						
Secondary products.....		336412-S	12/85	239.935	239.938	240.093	240.246	240.376
Other aircraft parts and equipment mfg.....	336413		06/85	194.867	194.819	197.394	197.476	197.748
Primary products.....		336413-P	06/85	190.522	190.552	193.229	193.229	193.566
Aircraft propellers and helicopter rotors.....		336413-1	12/91	210.436	210.753	220.060	220.060	220.258
Aircraft parts and auxiliary equipment.....		336413-7	06/85	182.735	182.735	184.749	184.749	185.106
Aircraft landing gear for civilian and military aircraft.....		336413-72	06/08	164.381	164.381	165.155	165.155	165.155
Other aircraft subassemblies and parts for military aircraft.....		336413-73	06/08	124.138	124.138	124.138	124.138	124.138
Other aircraft subassemblies and parts for civilian aircraft.....		336413-74	06/08	105.995	105.995	108.663	108.663	109.152
Secondary products and miscellaneous receipts.....		336413-SM						
Secondary products.....		336413-S	06/85	226.364	224.979	226.859	228.330	227.609
Railroad rolling stock manufacturing.....	3365		06/84	224.831	225.479	226.027	226.120	227.346

See footnotes at end of table.

Table 11. Producer price indexes for net output of selected industries and their products, not seasonally adjusted — Continued
 [November 2022]

Title ¹	Industry code	Product code	Index base	Unadjusted index ²				
				July 2022	Aug. 2022 ^P	Sept. 2022 ^P	Oct. 2022 ^P	Nov. 2022 ^P
Railroad rolling stock manufacturing - Continued								
Railroad rolling stock manufacturing.....	33651		06/84	224.908	225.557	226.105	226.198	227.424
Railroad rolling stock mfg.....	336510		06/84	224.711	225.359	225.908	226.000	227.230
Primary products.....		336510-P	06/84	230.739	231.571	232.275	232.393	234.162
Street, subway, trolley, and rapid transit cars, and railway maintenance equipment and parts.....		336510-5	06/84	181.661	184.450	186.809	187.206	188.631
Railway maintenance of way equipment & parts, parts for all railcars, & other railway vehicles.....		336510-54	06/84	182.231	185.383	188.048	188.496	189.931
Air brake and other brake equipment.....		336510-541	06/84	127.334	127.334	127.334	127.301	—
Railway maintenance of way & all other railroad and streetcar equipment, parts and accessories.....		336510-542	06/84	188.983	192.682	195.809	—	—
Secondary products and miscellaneous receipts.....		336510-SM						
Miscellaneous receipts.....		336510-M	06/84	163.654	163.654	163.654	163.654	160.646
Secondary products.....		336510-S1	12/11	112.108	112.108	112.108	112.108	112.101
Ship and boat building.....	3366		12/84	263.842	265.573	266.079	266.345	268.511
Ship and boat building.....	33661		12/84	263.853	265.584	266.090	266.356	268.522
Ship building and repairing.....	336611		12/85	232.621	233.203	233.111	233.115	235.502
Primary products.....		336611-P	12/85	223.905	224.502	224.407	224.407	224.395
Ship repair, nonmilitary.....		336611-A	12/85	261.369	269.419	276.619	276.619	276.782
Military self-propelled ships, new construction.....		336611-5	12/85	190.971	190.954	189.856	189.856	189.821
Ship repair, military.....		336611-8	12/85	201.787	202.280	202.280	202.280	202.280
Nonmilitary self-propelled ships, new construction.....		336611-9	12/85	401.005	401.005	403.048	403.048	403.048
Secondary products and miscellaneous receipts.....		336611-SM2						
Boat building.....	336612		12/81	357.081	363.583	366.609	367.993	368.934
Primary products.....		336612-P	12/81	357.487	364.025	365.317	366.831	367.861
Outboard motorboats, including commercial and military (except sailboats and lifeboats).....		336612-1	12/81	426.780	438.339	441.276	443.235	443.750
Outboard motorboats, wood or metal, incl. comm. and military (exc. sailboats and lifeboats).....		336612-11	06/11	163.031	170.440	172.388	172.717	173.046
Outboard motorboats, plastics/fiberglass, incl. comm. and mil. (exc. sailboats and lifeboats).....		336612-14	06/11	162.495	164.325	164.734	165.840	165.922
Inboard motorboats, including commercial and military (except sailboats and lifeboats).....		336612-3	12/81	345.903	349.592	349.592	352.480	356.039
Inboard cabin cruisers, including commercial and military (except sailboats and lifeboats).....		336612-31	06/11	138.500	140.859	140.859	140.859	142.211
Other inboard motorboats, including commercial and military (except sailboats and lifeboats).....		336612-32	06/11	150.506	151.316	151.316	153.615	155.229
Inboard-outdrive boats, including commercial and military (except sailboats and lifeboats).....		336612-5	12/81	288.448	288.448	288.448	288.448	288.448
All other inboard-outdrive boats, incl. comm. and military (except sailboats and lifeboats).....		336612-52	06/11	137.574	137.574	137.574	137.574	137.574
All other boats (excluding military and commercial).....		336612-8	12/81	272.387	279.057	279.057	279.057	279.057
Secondary products and miscellaneous receipts.....		336612-SM						
Miscellaneous receipts.....		336612-M	12/88	301.056	306.502	325.556	325.556	325.556
Other transportation equipment manufacturing.....	3369		12/03	124.571	124.348	125.157	125.309	125.455
Other transportation equipment manufacturing.....	33699		12/03	124.571	124.348	125.157	125.309	125.455
Motorcycle, bicycle, and parts mfg.....	336991		12/84	155.387	155.410	158.057	158.057	158.311
Primary products.....		336991-P	12/84	160.561	160.584	163.402	163.402	163.663
Motorcycles, including three-wheel motorbikes, motorscooters, mopeds, and parts.....		336991-3	12/84	179.946	179.946	183.629	183.629	183.629
Bicycles, including parts (excluding children's 2-wheel sidewalk cycles).....		336991-4	12/84	168.543	168.708	168.708	168.708	170.629
Cycles, all types, tubular construction.....		336991-42	12/98	139.470	139.761	139.761	139.761	142.227
Parts for bicycles, unicycles, and adult tricycles.....		336991-45	12/84	176.688	176.688	176.688	176.688	177.722
Secondary products and miscellaneous receipts.....		336991-SM						
Secondary products.....		336991-S	12/84	167.819	167.819	167.819	167.819	—
All other transportation equipment mfg.....	336999		12/03	127.846	127.436	127.275	127.544	127.656
Primary products.....		336999-P	12/03	126.002	125.566	125.396	125.681	125.724
All-terrain vehicles and parts.....		336999-4	06/08	111.468	111.020	111.020	111.124	111.155
All other miscellaneous transportation equipment.....		336999-6	06/08	119.153	119.015	118.294	119.044	119.044
Secondary products and miscellaneous receipts.....		336999-SM						
Secondary products.....		336999-S	12/03	168.602	168.602	168.602	168.602	172.726
Furniture & related product mfg.....	337		12/84	259.270	261.126	262.555	262.649	265.128
HH & institutional furniture & kitchen cabinet mfg.....	3371		12/84	248.736	250.102	250.420	249.482	251.161
Wood kitchen cabinet & countertop mfg.....	33711		12/03	154.423	155.570	155.570	155.570	155.570
Wood kitchen cabinet and countertop mfg.....	337110		06/84	260.726	262.662	262.662	262.662	262.662
Primary products.....		337110-P	12/03	154.804	155.983	155.983	155.983	155.983

See footnotes at end of table.

Table 11. Producer price indexes for net output of selected industries and their products, not seasonally adjusted — Continued
 [November 2022]

Title ¹	Industry code	Product code	Index base	Unadjusted index ²				
				July 2022	Aug. 2022 ^P	Sept. 2022 ^P	Oct. 2022 ^P	Nov. 2022 ^P
Wood kitchen cabinet and countertop mfg - Continued								
Custom wood kitchen cabinets, bathroom vanities, and related cabinet sold directly to customers.....		337110-H	03/04	144.342	144.342	144.342	144.342	144.342
Stock wood kitchen cabinets and related cabinetwork for permanent installation. ...		337110-1	06/84	245.928	245.928	245.928	245.928	245.928
Custom wood kitchen cabinets and related cabinetwork not sold direct to customer at retail.....		337110-4	06/84	324.330	324.330	324.330	324.330	324.330
Secondary products and miscellaneous receipts.....		337110-SM						
Household & institutional furniture mfg.....	33712		12/03	175.861	176.678	177.001	176.048	177.754
Upholstered household furniture mfg.....	337121		06/82	264.024	264.525	264.613	264.262	265.803
Primary products.....		337121-P	06/82	256.379	256.783	256.743	256.402	258.257
Upholstered household furniture, excl. dual-purpose sleep furniture.....		337121-1	06/82	252.464	252.887	252.845	252.487	254.304
Upholstered household sofas, davenports, settees, and loveseats, except custom.....		337121-11	06/82	255.360	255.811	255.731	255.376	257.999
Upholstered household sectional sofa pieces, except custom.....		337121-12	12/87	207.996	208.341	208.302	207.993	207.993
Upholstered household rocking chairs, including swivel rockers, except custom.....		337121-13	06/82	224.565	224.565	224.541	224.541	226.584
Other upholstered household furniture, including custom sold at retail.....		337121-15	06/05	185.265	186.160	186.306	186.306	187.237
Dual-purpose sleep furniture incl. futon, conv. sofa, jackknife & chair beds, except custom.....		337121-4	06/89	283.839	283.839	283.839	283.839	286.057
Secondary products and miscellaneous receipts.....		337121-SM						
Miscellaneous receipts.....		337121-M	06/05	221.025	221.025	221.025	-	-
Nonupholstered wood household furniture mfg.....	337122		12/79	335.762	336.240	337.056	329.318	329.373
Primary products.....		337122-P	12/79	355.888	355.888	356.921	351.835	351.835
Infants' and children's wood furniture, except custom.....		337122-A	12/04	183.352	183.352	183.352	183.352	183.352
Custom nonupholstered wood household furniture sold direct, excl. kitchen cabinets and vanities.....		337122-J	06/12	114.883	114.883	114.883	107.808	107.808
Wood household den, family room, library, and living room furniture, except custom.....		337122-1	12/79	351.450	351.450	353.146	347.452	347.452
Wood dining room and kitchen furniture, excl. cabinets, except custom.....		337122-4	12/79	398.449	398.449	398.449	390.542	390.542
Wood bedroom furniture, except custom.....		337122-8	12/79	355.381	355.381	356.607	355.070	355.070
Secondary products and miscellaneous receipts.....		337122-SM						
Secondary products.....		337122-S	12/79	244.252	246.392	246.392	229.736	229.982
Metal household furniture mfg.....	337124		06/84	244.017	249.706	252.620	249.802	261.046
Primary products.....		337124-P	06/84	245.934	252.652	253.544	250.287	252.852
Metal dining room, and kitchen furniture, incl. padded and plain chairs and stools.....		337124-1	06/84	207.184	209.525	207.164	194.682	191.531
Metal outdoor and casual furniture, incl. beach, lawn, garden and porch.....		337124-6	06/84	338.177	345.619	353.592	359.739	376.592
Other nonupholstered metal household furniture.....		337124-8	06/84	189.328	197.758	197.758	197.758	197.758
Secondary products and miscellaneous receipts.....		337124-SM						
Secondary products.....		337124-S	06/84	290.502	290.884	296.475	295.286	294.636
Household furniture, except wood or metal, mfg.....	337125		12/85	139.249	139.324	139.405	139.467	-
Primary products.....		337125-P	12/85	140.601	140.601	140.601	140.601	-
Nonupholstered household furniture (except wood and metal).....		337125-0	12/85	140.601	140.601	140.601	140.601	-
Institutional furniture mfg.....	337127		12/03	198.579	199.695	199.830	199.936	202.140
Primary products.....		337127-P	12/03	200.381	201.695	201.790	201.689	203.952
Other institutional furniture.....		337127-B	12/11	145.661	146.076	145.655	145.235	147.585
School furniture (except stone and concrete), excl. library furniture.....		337127-1	12/84	359.387	365.506	366.832	364.768	368.773
Public building and related furniture, excl. bar, bowling, cafeteria, restaurant and school.....		337127-5	12/84	296.554	298.181	298.754	300.223	302.868
Public furniture (bar, bowling center, cafeteria, and restaurant).....		337127-8	12/03	195.345	195.898	195.898	195.898	197.329
Secondary products and miscellaneous receipts.....		337127-SM						
Miscellaneous receipts.....		337127-M	12/03	191.292	191.292	191.292	194.905	198.580
Secondary products.....		337127-S	12/03	177.538	177.048	177.838	177.464	177.531
Office furniture (including fixtures) mfg.....	3372		12/03	188.687	190.543	192.368	193.562	196.499
Office furniture (including fixtures) mfg.....	33721		12/03	188.688	190.543	192.368	193.562	196.499
Wood office furniture mfg.....	337211		06/85	268.323	271.311	271.311	271.562	272.047
Primary products.....		337211-P	06/85	261.971	265.387	265.387	265.387	265.528
Wood office furniture panel systems, desking systems, and other wood office furniture.....		337211-A	06/98	153.557	156.257	156.257	156.257	156.257
Wood office seating, including upholstered.....		337211-1	06/98	198.540	198.631	198.631	198.631	198.950
Wood office desks and desk extensions.....		337211-4	06/85	302.596	309.412	309.412	309.412	309.412
Wood office files, storage units, and tables.....		337211-7	06/98	177.752	180.761	180.761	180.761	180.761
Secondary products and miscellaneous receipts.....		337211-SM						
Secondary products.....		337211-S	06/85	288.421	288.510	288.510	290.318	292.922
Custom architectural woodwork and millwork.....	337212		12/03	165.660	168.523	169.072	170.941	170.941
Primary products.....		337212-P	12/03	161.452	164.506	164.974	167.043	167.043
Custom architectural woodwork, millwork, and fixtures.....		337212-0	12/03	161.452	164.506	164.974	167.043	167.043
Secondary products and miscellaneous receipts.....		337212-SM						

See footnotes at end of table.

Table 11. Producer price indexes for net output of selected industries and their products, not seasonally adjusted — Continued
 [November 2022]

Title ¹	Industry code	Product code	Index base	Unadjusted index ²				
				July 2022	Aug. 2022 ^P	Sept. 2022 ^P	Oct. 2022 ^P	Nov. 2022 ^P
Custom architectural woodwork and millwork - Continued								
Office furniture, except wood, mfg.	337214		12/79	380.931	381.723	386.814	390.582	407.829
Primary products.		337214-P	12/79	380.611	380.597	386.473	390.830	408.300
Office seating, including upholstered, except wood.		337214-1	12/79	274.320	259.415	281.276	290.816	286.904
Office files, storage units, and tables, except wood.		337214-7	06/95	205.941	210.220	206.230	208.768	209.991
Secondary products and miscellaneous receipts.		337214-SM						
Showcases, partitions, shelving, and lockers mfg.	337215		12/03	208.482	211.106	214.031	214.003	213.497
Primary products.		337215-P	12/03	186.936	189.308	191.905	191.493	190.556
Storage racks and accessories, except wood.		337215-E	12/83	304.849	289.036	289.036	289.036	289.036
Fixtures (bank, office, and store), except wood.		337215-G	12/83	281.304	294.712	296.762	301.226	302.463
Wood furniture dimensions and nonwood furniture parts and frames.		337215-L	12/06	168.111	174.045	174.116	172.560	171.267
Secondary products and miscellaneous receipts.		337215-SM						
Other furniture related product mfg.	3379		12/03	173.426	174.621	176.503	176.392	176.786
Mattress mfg.	33791		12/03	177.903	179.396	179.762	179.630	176.704
Mattress mfg.	337910		06/83	249.263	251.353	251.867	251.682	247.581
Primary products.		337910-P	06/83	247.155	249.190	249.730	249.536	245.221
Mattress and foundation sets.		337910-E	12/03	138.817	139.209	139.209	139.209	133.888
Innerspring mattresses, excluding crib-size.		337910-1	01/04	201.773	204.487	205.858	205.858	204.707
Other mattresses, including crib, foam, waterbed mattresses and mattress inserts.		337910-4	06/83	240.347	243.606	243.606	243.606	243.657
Foundations, excl. innerspring units, hybrid-type flotation, ensembles, and adjustable units.		337910-7	12/03	209.103	209.659	209.659	208.028	207.655
Secondary products and miscellaneous receipts.		337910-SM						
Blind & shade mfg.	33792		12/03	171.774	171.878	180.052	180.012	193.891
Blind and shade mfg.	337920		06/84	260.767	260.926	273.336	273.275	294.350
Primary products.		337920-P	06/84	267.755	267.755	281.511	281.511	309.602
Secondary products and miscellaneous receipts.		337920-SM						
Miscellaneous mfg.	339		12/03	139.642	140.329	140.327	140.916	141.218
Medical equipment & supplies mfg.	3391		12/03	127.549	127.815	128.029	128.646	128.730
Medical equipment & supplies mfg.	33911		12/03	127.551	127.817	128.031	128.648	128.732
Surgical and medical instrument mfg.	339112		06/82	146.749	146.771	147.660	148.219	148.219
Primary products.		339112-P	06/82	147.781	147.819	148.785	149.410	149.410
Surgical and medical instruments.		339112-0	06/82	141.622	141.659	142.584	143.184	143.184
Surgical and orthopedic instruments.		339112-01	06/12	113.262	113.086	113.086	113.086	113.086
Surgical and medical catheters.		339112-05	06/82	116.652	116.652	116.652	116.652	116.652
Other surgical and medical apparatus and instruments, excluding parts.		339112-06	06/12	99.762	100.068	101.012	101.012	101.012
Parts for surgical and medical apparatus and instruments.		339112-09	06/12	109.172	109.220	109.652	111.472	111.472
Secondary products and miscellaneous receipts.		339112-SM						
Secondary products.		339112-S	10/82	—	—	126.574	126.574	126.574
Surgical appliance and supplies mfg.	339113		06/83	228.819	229.196	229.207	230.809	231.514
Primary products.		339113-P	06/83	233.666	233.972	233.979	235.968	236.773
Medical and surgical appliances and supplies, incl. orthopedic, prosthetic, and therapeutic.		339113-2	06/83	224.475	224.851	224.860	225.548	226.009
Other orthopedic and prosthetic appliances.		339113-22	12/03	99.458	99.458	99.458	99.458	99.458
Other medical and surgical appliances and supplies.		339113-27	12/03	137.304	137.594	137.601	138.131	138.486
Hospital beds and specialized hospital furniture.		339113-4	12/11	121.763	121.763	121.763	121.763	125.224
Personal industrial and nonindustrial safety equipment and clothing.		339113-6	06/83	279.275	279.275	279.275	290.192	290.192
Secondary products and miscellaneous receipts.		339113-SM						
Miscellaneous receipts.		339113-M	07/88	235.515	235.948	235.977	236.188	236.664
Secondary products.		339113-S	06/83	164.390	165.600	165.620	165.617	165.596
Dental equipment and supplies mfg.	339114		06/85	447.775	454.337	448.926	450.413	446.217
Primary products.		339114-P	06/85	427.338	434.339	428.605	430.244	425.625
Dental professional equipment and supplies.		339114-1	06/97	196.369	196.369	196.369	196.369	196.369
Professional dental equipment.		339114-11	06/85	311.355	311.355	311.355	311.355	311.355
Professional dental supplies.		339114-12	06/85	285.582	285.582	285.582	285.582	285.582
Secondary products and miscellaneous receipts.		339114-SM						
Miscellaneous receipts.		339114-M	06/85	301.385	301.385	301.385	301.385	301.385
Ophthalmic goods mfg.	339115		12/83	170.415	170.946	170.946	170.946	170.946
Primary products.		339115-P	12/83	167.205	167.790	167.790	167.790	167.790
Ophthalmic fronts, temples, and focal and contact lenses.		339115-9	12/11	117.915	118.544	—	—	—
Secondary products and miscellaneous receipts.		339115-SM						
Other miscellaneous mfg.	3399		12/85	208.994	210.806	210.336	211.050	211.915
Jewelry & silverware mfg.	33991		12/85	248.135	250.586	248.344	247.645	253.630
Jewelry and silverware mfg.	339910		12/11	117.023	118.179	117.121	116.792	119.615

See footnotes at end of table.

Table 11. Producer price indexes for net output of selected industries and their products, not seasonally adjusted — Continued
 [November 2022]

Title ¹	Industry code	Product code	Index base	Unadjusted index ²				
				July 2022	Aug. 2022 ^P	Sept. 2022 ^P	Oct. 2022 ^P	Nov. 2022 ^P
Jewelry and silverware mfg - Continued								
Primary products.....		339910-P	12/11	116.644	117.933	116.764	116.412	119.608
Jewelry, gold and platinum.....		339910-1	12/85	253.991	258.283	254.303	253.118	263.236
Costume jewelry and novelties.....		339910-4	12/03	155.091	155.091	155.091	155.091	155.091
All other jewelry and personal goods (excluding costume).....		339910-8	12/11	115.045	115.744	115.304	115.122	117.690
Secondary products and miscellaneous receipts.....		339910-SM						
Miscellaneous receipts.....		339910-M	12/11	127.296	127.462	127.232	127.052	—
Sporting & athletic goods mfg.....	33992		12/03	137.071	136.992	134.680	134.851	134.851
Sporting and athletic goods mfg.....	339920		12/85	167.858	167.761	164.947	165.156	165.156
Primary products.....		339920-P	12/85	163.731	163.615	160.254	160.474	160.474
Other sporting and athletic goods.....		339920-A	12/85	172.232	172.232	172.232	172.232	172.232
Golf equipment, excluding apparel and shoes.....		339920-4	12/85	82.588	82.387	76.520	76.483	—
Playground equipment.....		339920-5	06/92	404.080	404.080	404.080	409.368	409.368
Gymnasium and exercise equipment.....		339920-7	06/92	152.809	152.809	152.809	152.809	152.809
Secondary products and miscellaneous receipts.....		339920-SM						
Secondary products.....		339920-S	12/85	254.159	254.159	254.159	259.567	259.567
Doll, toy & game mfg.....	33993		12/03	151.284	156.163	156.163	158.359	158.354
Doll, toy, and game mfg.....	339930		06/85	182.738	188.660	188.660	191.309	191.303
Primary products.....		339930-P	06/85	182.967	182.967	182.967	186.509	186.501
Models (operating & static), craft kits/supply, natural science kits, & collectors' miniatures.....		339930-6	06/85	269.868	269.868	269.868	270.597	270.544
Other nonelectronic toys, including parts.....		339930-8	06/85	184.460	184.460	184.460	192.191	192.191
Secondary products and miscellaneous receipts.....		339930-SM						
Office supplies (exc paper) mfg.....	33994		12/85	186.138	186.763	186.904	187.256	187.534
Office supplies, except paper, mfg.....	339940		12/11	127.366	127.794	127.891	128.131	128.321
Primary products.....		339940-P	12/11	123.720	124.134	124.222	124.522	124.735
Pens, mechanical pencils, markers, and associated parts.....		339940-1	12/85	206.188	206.188	206.188	206.188	—
Lead pencils, art goods, office supplies & small office equipment, excluding paper.....		339940-2	12/03	146.662	146.662	146.662	146.662	147.291
Marking devices.....		339940-3	12/85	181.294	181.465	181.939	181.939	181.939
Secondary products and miscellaneous receipts.....		339940-SM						
Miscellaneous receipts.....		339940-M	12/11	145.154	145.154	145.154	145.154	145.154
Secondary Products.....		339940-S	12/11	141.992	144.413	145.066	145.168	145.714
Sign mfg.....	33995		12/03	150.248	155.274	155.531	156.349	156.354
Sign mfg.....	339950		12/85	218.382	225.686	226.059	227.248	227.254
Primary products.....		339950-P	12/85	216.333	224.361	224.808	226.193	226.213
Electric signs and displays, including trade show exhibits.....		339950-1	12/85	182.768	196.064	196.064	196.064	196.064
Nonelectric signs and displays, including trade show exhibits.....		339950-4	12/85	262.527	265.558	266.490	269.377	269.418
Secondary products and miscellaneous receipts.....		339950-SM						
All other misc mfg.....	33999		12/03	158.128	158.162	158.638	159.338	159.787
Gasket, packing, and sealing device mfg.....	339991		12/85	223.549	223.421	223.455	225.496	225.615
Primary products.....		339991-P	12/85	231.140	230.836	230.851	233.215	233.215
Compression packing.....		339991-1	12/85	298.891	298.891	298.891	298.891	298.891
Molded packing and seals.....		339991-2	06/07	143.473	142.682	142.682	142.682	142.682
Nonmetallic gaskets and gasketing.....		339991-3	12/85	264.037	264.037	264.107	264.132	264.132
Metallic gaskets and machined seals.....		339991-7	12/85	275.359	275.359	275.359	286.301	286.301
Rotary oil seals.....		339991-9	12/90	167.705	167.705	167.705	167.705	167.705
Secondary products and miscellaneous receipts.....		339991-SM						
Miscellaneous receipts.....		339991-M	06/97	143.083	143.083	143.083	143.716	143.716
Secondary products.....		339991-S	12/85	157.686	158.930	159.145	159.350	160.558
Musical instrument mfg.....	339992		06/85	275.133	276.668	276.668	278.668	278.942
Primary products.....		339992-P	06/85	274.812	276.466	276.466	278.002	278.298
Nonelectronic pianos, organs, and nonelectronic pianos and organ parts, excluding benches.....		339992-A	12/09	163.013	163.013	163.013	163.013	163.013
Other musical instruments and parts.....		339992-7	06/85	261.278	263.103	263.103	264.798	265.124
Other electronic musical instruments, excluding electronic organs.....		339992-71	12/09	146.472	146.472	146.472	148.196	149.088
Other nonelectronic musical instruments.....		339992-72	06/99	151.793	151.793	151.793	151.793	151.793
Parts and accessories for other musical instruments, sold separately, excl. benches & cases.....		339992-73	06/85	208.256	211.535	211.535	213.447	213.447
Secondary products and miscellaneous receipts.....		339992-SM						
Miscellaneous receipts.....		339992-M	06/85	286.478	286.478	—	—	—
Fastener, button, needle, and pin mfg.....	339993		12/85	240.502	240.502	240.502	240.502	240.502
Primary products.....		339993-P	12/85	246.206	246.206	246.206	246.206	246.206
Fasteners, zippers, buttons, needles, pins, and buckles (except precious metal).....		339993-0	12/85	246.206	246.206	246.206	246.206	246.206
Secondary products and miscellaneous receipts.....		339993-SM						

See footnotes at end of table.

Table 11. Producer price indexes for net output of selected industries and their products, not seasonally adjusted — Continued
 [November 2022]

Title ¹	Industry code	Product code	Index base	Unadjusted index ²				
				July 2022	Aug. 2022 ^P	Sept. 2022 ^P	Oct. 2022 ^P	Nov. 2022 ^P
Fastener, button, needle, and pin mfg - Continued								
Broom, brush, and mop mfg.	339994		12/85	208.067	207.908	208.430	208.441	210.223
Primary products.		339994-P	12/85	208.528	208.881	209.186	209.201	211.526
Brooms, mops and dusters.		339994-1	12/85	239.915	239.915	241.170	241.232	249.212
Mops and dusters, including refills.		339994-13	06/07	135.643	135.643	135.643	135.643	139.799
Paint and varnish brushes, paint holders, pads, roller frames and rollers.		339994-3	12/85	178.924	178.924	178.924	178.924	178.924
Paint and varnish brushes.		339994-31	06/07	126.903	126.903	126.903	126.903	126.903
Paint holders, pads, roller frames and rollers.		339994-32	06/07	111.510	111.510	111.510	111.510	111.510
Other types of brushes.		339994-5	12/85	214.532	215.145	215.145	215.145	215.810
Personal brushes.		339994-51	06/07	107.239	107.239	107.239	107.239	107.239
All other types of brushes, except personal.		339994-52	06/07	160.803	161.802	161.802	161.802	162.884
Secondary and miscellaneous receipts.		339994-SM						
Burial casket mfg.	339995		12/84	434.731	434.731	434.813	442.447	458.269
Primary products.		339995-P	12/84	434.958	434.958	435.046	443.218	457.722
Metal burial caskets and coffins, completely lined and trimmed, adult sizes only. ...		339995-1	12/84	445.573	445.573	445.732	460.479	478.940
Other burial caskets and coffins, including burial boxes and vaults (except concrete and stone).		339995-5	12/84	351.879	351.879	351.879	-	-
Secondary products and miscellaneous receipts.		339995-SM						
All other miscellaneous mfg.	339999		12/85	204.850	204.861	205.951	206.378	206.603
Primary products.		339999-P	12/85	216.026	216.026	217.313	217.829	218.100
Mirror and picture frames and framed pictures.		339999-E	06/84	244.264	244.264	251.186	251.186	251.186
All other miscellaneous fabricated products, incl. fire extinguishers and umbrellas.		339999-L	12/85	259.837	259.837	261.105	262.016	262.495
Candles, including tapers.		339999-5	12/85	206.959	206.959	206.959	206.959	206.959
Secondary products and miscellaneous receipts.		339999-SM						
Secondary products.		339999-S	12/85	179.091	179.091	179.675	179.675	179.675
Services industries								
Merchant wholesalers, durable goods.	423		06/04	193.800	189.647	190.674	189.743	189.825
Motor vehicle and parts merchant wholesalers.	4231		05/19	128.573	131.409	131.510	132.344	129.088
Motor vehicle and parts merchant wholesalers.	42310		05/19	128.573	131.409	131.510	132.344	129.088
Motor vehicle and parts merchant wholesalers.	423100		05/19	128.569	131.401	131.502	132.335	129.084
Primary services.		423100-P	02/09	164.492	168.408	168.548	169.699	165.203
Motor vehicle and parts wholesaler services.		423100-1	02/09	164.492	168.408	168.548	169.699	165.203
Furniture and home furnishing merchant wholesalers.	4232		05/19	142.622	146.829	148.183	147.825	147.825
Furniture and home furnishing merchant wholesalers.	42320		05/19	142.622	146.829	148.183	147.825	147.825
Furniture and home furnishing merchant wholesalers.	423200		05/19	142.641	146.842	148.200	147.841	147.841
Primary services.		423200-P	02/09	156.305	160.790	162.357	161.944	161.944
Furniture and home furnishing wholesaler services.		423200-1	02/09	156.305	160.790	162.357	161.944	161.944
Lumber and other construction materials merchant wholesalers.	4233		05/19	164.574	157.491	156.973	153.876	154.675
Lumber and other construction materials merchant wholesalers.	42330		05/19	164.574	157.491	156.973	153.876	154.675
Lumber and other construction materials merchant wholesalers.	423300		05/19	164.480	157.423	156.905	153.818	154.614
Primary services.		423300-P	02/09	176.043	168.253	167.704	164.312	165.188
Lumber and other construction material wholesaler services.		423300-1	02/09	176.043	168.253	167.704	164.312	165.188
Professional and commercial equipment and supplies merchant wholesalers.	4234		05/19	113.868	109.340	109.205	108.034	109.578
Professional and commercial equipment and supplies merchant wholesalers.	42340		05/19	113.868	109.340	109.205	108.034	109.578
Professional and commercial equipment and supplies merchant wholesalers.	423400		05/19	113.921	109.468	109.345	108.081	109.655
Primary services.		423400-P	02/09	136.879	132.649	132.668	129.803	132.137
Professional and commercial equipment and supplies wholesaler services.		423400-1	02/09	136.879	132.649	132.668	129.803	132.137
Metal and mineral (except petroleum) merchant wholesalers.	4235		05/19	167.373	153.716	147.933	145.097	143.400
Metal and mineral (except petroleum) merchant wholesalers.	42350		05/19	167.373	153.716	147.933	145.097	143.400
Metal and mineral (except petroleum) merchant wholesalers.	423500		05/19	167.455	153.799	148.036	145.205	143.502
Primary services.		423500-P	02/09	242.843	223.228	215.424	211.442	208.857
Metals and minerals wholesaler services.		423500-1	02/09	242.843	223.228	215.424	211.442	208.857
Household appliances and electrical and electronic goods merchant wholesalers.	4236		05/19	143.933	134.781	138.945	137.891	138.123
Household appliances and electrical and electronic goods merchant wholesalers.	42360		05/19	143.933	134.781	138.945	137.891	138.123
Household appliances and electrical and electronic goods merchant wholesalers.	423600		05/19	143.982	135.088	139.211	138.277	138.507
Primary services.		423600-P	02/09	161.111	147.844	152.992	150.430	150.722
Household appliances, electrical, and electronics wholesaler services.		423600-1	02/09	161.111	147.844	152.992	150.430	150.722
Hardware, plumbing and heating equipment and supplies merchant wholesalers.	4237		05/19	116.733	113.773	114.176	117.999	120.971
Hardware, plumbing and heating equipment and supplies merchant wholesalers.	42370		05/19	116.733	113.773	114.176	117.999	120.971

See footnotes at end of table.

Table 11. Producer price indexes for net output of selected industries and their products, not seasonally adjusted — Continued
 [November 2022]

Title ¹	Industry code	Product code	Index base	Unadjusted index ²				
				July 2022	Aug. 2022 ^P	Sept. 2022 ^P	Oct. 2022 ^P	Nov. 2022 ^P
Hardware, plumbing and heating equipment and supplies merchant wholesalers - Continued								
Hardware, plumbing, and heating equipment and supplies merchant wholesalers.	423700		05/19	116.137	113.204	113.603	117.392	120.336
Primary services.		423700-P	02/09	132.468	128.884	129.371	134.001	137.599
Hardware, plumbing, and heating equipment and supplies wholesaler services.		423700-1	02/09	132.468	128.884	129.371	134.001	137.599
Machinery, equipment, and supplies merchant wholesalers.	4238		05/19	129.604	130.859	131.531	130.710	131.900
Machinery, equipment, and supplies merchant wholesalers.	42380		05/19	129.604	130.859	131.531	130.710	131.900
Machinery and supply merchant wholesalers.	423800		05/19	129.977	131.203	131.914	131.055	132.266
Primary services.		423800-P	02/09	204.203	205.496	207.321	205.286	207.531
Machinery and supply wholesaler services.		423800-1	02/09	204.203	205.496	207.321	205.286	207.531
Other receipts.		423800-SM	05/19	109.633	112.483	111.049	112.297	112.333
Miscellaneous durable goods merchant wholesalers (except materials recyclers).	4239		05/19	135.452	136.803	138.219	137.348	135.852
Miscellaneous durable goods merchant wholesalers (except materials recyclers).	42390		05/19	135.452	136.803	138.219	137.348	135.852
Miscellaneous durable goods, except recyclable material, merchant wholesalers.	423900		05/19	135.244	136.589	137.886	137.046	135.570
Primary services.		423900-P	02/09	113.167	114.304	115.809	115.004	113.704
Miscellaneous durable goods wholesaler services.		423900-1	02/09	113.167	114.304	115.809	115.004	113.704
Merchant wholesalers, nondurable goods.	424		06/05	200.563	204.395	203.522	204.700	206.453
Paper and paper product merchant wholesalers.	4241		01/21	146.933	147.163	156.703	159.219	161.181
Paper and paper product merchant wholesalers.	42410		01/21	146.933	147.163	156.703	159.219	161.181
Paper and paper product merchant wholesalers.	424100		01/21	146.933	147.163	156.703	159.219	161.181
Primary services.		424100-P	02/09	189.967	190.272	202.637	205.980	208.280
Paper wholesaler services.		424100-1	02/09	189.967	190.272	202.637	205.980	208.280
Wholesaling of paper and paper products.		424100-11	02/09	192.607	192.673	203.663	207.087	209.639
Wholesaling of all other goods, except paper and paper products.		424100-12	01/21	131.158	132.708	149.766	151.884	152.261
Drugs and druggists' sundries merchant wholesalers.	4242		01/21	110.408	117.883	116.514	113.081	112.221
Drugs and druggists' sundries merchant wholesalers.	42420		01/21	110.408	117.883	116.514	113.081	112.221
Drugs and druggists' sundries merchant wholesalers.	424200		01/21	110.408	117.883	116.514	113.081	112.221
Primary products.		424200-P	02/09	162.091	173.066	171.056	166.016	164.753
Wholesaling of pharmaceuticals.		424200-1	02/09	163.406	176.177	173.770	169.015	167.807
Wholesaling of all other goods, except pharmaceuticals.		424200-2	01/21	106.068	107.618	107.562	103.190	102.146
Apparel and piece goods merchant wholesalers.	4243		01/21	95.748	97.557	100.333	105.877	103.749
Apparel and piece goods merchant wholesalers.	42430		01/21	95.748	97.557	100.333	105.877	103.749
Apparel and piece goods merchant wholesalers.	424300		01/21	95.748	97.557	100.333	105.877	103.749
Primary services.		424300-P	02/09	118.360	120.599	124.033	130.894	128.261
Apparel wholesaler services.		424300-1	02/09	118.360	120.599	124.033	130.894	128.261
Wholesaling of apparel.		424300-11	02/09	123.454	126.803	129.108	137.137	131.579
Grocery and related product merchant wholesalers.	4244		01/21	118.078	122.264	119.690	122.101	123.110
Grocery and related product merchant wholesalers.	42440		01/21	118.078	122.264	119.690	122.101	123.110
Grocery and related product merchant wholesalers.	424400		01/21	118.079	122.264	119.691	122.101	123.110
Primary services.		424400-P	02/09	128.491	133.073	130.255	132.894	134.000
Grocery and related product wholesaler services.		424400-1	02/09	128.491	133.073	130.255	132.894	134.000
Wholesaling of fresh meat, seafood, dairy, and fruits and vegetables.		424400-11	06/13	136.370	132.292	132.371	133.189	137.049
Wholesaling of packaged frozen and canned foods.		424400-12	06/13	157.117	167.839	171.488	179.696	176.791
Wholesaling of baked goods, non-alcoholic beverages, and all other groceries.		424400-13	06/13	140.202	150.039	140.087	145.828	146.917
Wholesaling of all other goods, except groceries.		424400-14	01/21	143.533	150.199	153.312	138.147	138.243
Chemicals and allied products merchant wholesalers.	4246		01/21	125.035	123.430	124.124	122.222	122.895
Chemicals and allied products merchant wholesalers.	42460		01/21	125.035	123.430	124.124	122.222	122.895
Chemicals and allied products merchant wholesalers.	424600		01/21	125.036	123.431	124.124	122.222	122.896
Primary products.		424600-P	02/09	143.924	142.025	142.846	140.642	141.455
Wholesaling of chemicals, plastics, and allied products.		424600-1	02/09	143.975	141.984	142.911	140.414	141.280
Wholesaling of all other goods, except chemicals, plastics, and allied products.		424600-2	01/21	124.098	123.678	122.962	124.972	124.972
Petroleum and petroleum products merchant wholesalers.	4247		01/21	133.466	130.177	128.490	132.057	138.451
Petroleum and petroleum products merchant wholesalers.	42470		01/21	133.466	130.177	128.490	132.057	138.451
Petroleum and petroleum products merchant wholesalers.	424700		01/21	133.465	130.176	128.489	132.057	138.449
Primary products.		424700-P	02/09	163.489	159.315	156.733	161.318	169.537
Wholesaling of petroleum products.		424700-1	02/09	164.111	159.895	157.574	162.161	170.603
Wholesaling of all other goods, except petroleum products.		424700-2	01/21	117.064	114.781	105.493	109.208	109.851
Other receipts.		424700-SM	01/21	121.296	120.499	126.717	-	-
Beer, wine, and distilled alcoholic beverage merchant wholesalers.	4248		01/21	115.517	117.100	118.604	120.764	122.080

See footnotes at end of table.

Table 11. Producer price indexes for net output of selected industries and their products, not seasonally adjusted — Continued
 [November 2022]

Title ¹	Industry code	Product code	Index base	Unadjusted index ²				
				July 2022	Aug. 2022 ^P	Sept. 2022 ^P	Oct. 2022 ^P	Nov. 2022 ^P
Beer, wine, and distilled alcoholic beverage merchant wholesalers - Continued								
Beer, wine, and distilled alcoholic beverage merchant wholesalers.....	42480		01/21	115.517	117.100	118.604	120.764	122.080
Beer, wine, and distilled alcoholic beverage merchant wholesalers.....	424800		01/21	115.517	117.100	118.604	120.764	122.080
Primary services.....		424800-P	02/09	145.881	147.880	149.780	152.508	154.170
Alcoholic beverage wholesaler services.....		424800-1	02/09	145.881	147.880	149.780	152.508	154.170
Wholesaling of beer, wine, and distilled alcoholic beverages.....		424800-11	02/09	146.359	148.349	150.325	153.034	154.789
Wholesaling of all other goods, except alcoholic beverages.....		424800-12	01/21	101.785	103.615	102.923	105.650	104.301
Miscellaneous nondurable goods merchant wholesalers.....	4249		01/21	141.128	143.112	139.335	137.454	137.319
Miscellaneous nondurable goods merchant wholesalers.....	42490		01/21	141.128	143.112	139.335	137.454	137.319
Miscellaneous nondurable goods merchant wholesalers.....	424900		01/21	141.128	143.112	139.335	137.454	137.319
Primary services.....		424900-P	02/09	203.158	206.089	200.761	198.007	197.932
Miscellaneous nondurable good wholesaler services.....		424900-1	02/09	203.158	206.089	200.761	198.007	197.932
Material recyclers.....	429930		12/86	441.037	426.677	405.768	381.380	372.937
Primary products.....		429930-P	12/86	435.448	420.582	398.937	373.733	364.912
Ferrous metal scrap.....		429930-1	12/86	516.838	475.381	460.541	442.761	431.327
Carbon steel scrap.....		429930-11	12/86	540.375	495.976	477.733	460.148	443.514
Heavy melting scrap.....		429930-111	12/86	—	470.223	—	—	—
Carbon steel scrap bundles.....		429930-112	12/86	574.472	513.395	478.424	444.198	420.601
Shredded carbon steel scrap.....		429930-113	12/86	385.665	361.978	335.967	314.063	296.542
Cut plate and structural scrap.....		429930-114	12/86	524.288	491.438	479.548	471.487	465.479
Other carbon steel scrap.....		429930-115	12/86	—	—	—	431.077	—
Stainless and alloy steel scrap.....		429930-12	12/86	548.620	537.490	549.034	497.867	548.808
Cast iron scrap.....		429930-13	12/86	323.112	—	—	—	—
Other ferrous scrap.....		429930-14	06/06	121.785	95.571	104.313	101.806	—
Nonferrous metal scrap.....		429930-2	12/86	514.369	540.971	530.990	508.116	517.303
Copper base scrap.....		429930-21	12/86	563.820	582.401	589.458	572.686	631.019
No 1 copper wire, heavy.....		429930-211	12/86	437.718	451.622	457.737	437.236	487.807
No 2 copper wire, mixed.....		429930-212	12/86	690.678	713.352	729.578	695.386	781.838
Yellow brass scrap.....		429930-213	12/86	546.862	592.876	601.570	600.210	—
Used beverage can scrap.....		429930-223	12/86	208.415	211.034	198.647	183.289	199.477
Other old aluminum base scrap.....		429930-224	12/86	177.897	174.808	170.883	173.243	175.373
Other nonferrous scrap (including lead, zinc and precious metals).....		429930-23	12/86	3,113.915	3,231.159	3,174.459	3,078.975	3,012.021
Recyclable paper.....		429930-3	12/86	248.643	221.174	162.908	110.885	86.739
News and other low grade recyclable paper.....		429930-31	12/86	212.980	206.908	182.202	126.613	104.558
Corrugated recyclable paper.....		429930-33	12/86	162.856	146.615	102.700	63.815	42.202
High grade recyclable paper (including pulp substitutes and deinking).....		429930-34	12/86	302.825	253.772	200.026	164.310	163.302
Recyclable materials, excluding metals and paper.....		429930-4	12/86	234.229	234.260	229.939	224.336	214.213
Recyclable plastics.....		429930-42	06/96	113.358	113.043	105.286	95.228	90.931
Other receipts.....		429930-SM1						
Motor vehicle and parts dealers.....	441		12/03	211.981	211.311	211.106	208.309	205.501
Automobile dealers.....	4411		12/03	212.129	210.602	210.175	206.093	203.293
New car dealers.....	44111		12/99	234.150	232.465	231.993	227.488	224.396
New car dealers.....	441110		12/99	234.275	232.587	232.117	227.612	224.528
Primary services.....		441110-P	12/99	224.169	222.677	222.128	217.431	213.442
Vehicle sales.....		441110-1	12/99	196.029	192.667	190.846	181.195	173.456
New vehicle sales.....		441110-101	12/99	262.461	259.903	258.280	248.171	231.841
Used vehicle sales.....		441110-102	12/99	141.599	137.352	135.273	125.666	125.666
Service labor and parts.....		441110-2	12/99	225.761	226.200	226.915	227.420	227.420
Other receipts.....		441110-SM	12/99	321.192	318.380	318.135	313.539	313.539
Recreational vehicle dealers.....	44121		06/01	202.219	201.910	185.607	175.287	175.308
Recreational vehicle dealers.....	441210		06/01	202.219	201.910	185.607	175.287	175.308
Primary services.....		441210-P	06/01	207.981	204.963	189.669	178.060	178.083
Recreational vehicle dealer services.....		441210-1	06/01	207.981	204.963	189.669	178.060	178.083
Boat dealers.....	441222		06/01	202.333	204.137	208.316	210.503	210.415
Primary services.....		441222-P	06/01	202.033	203.834	208.006	210.190	210.102
Boat dealer services.....		441222-1	06/01	202.033	203.834	208.006	210.190	210.102
Automotive parts, accessories and tire stores.....	4413		12/01	231.664	234.177	235.876	238.462	234.078
Automotive parts and accessories stores.....	44131		12/03	256.355	256.428	259.322	261.431	254.762
Automotive parts and accessories stores.....	441310		12/03	256.355	256.428	259.322	261.431	254.762
Primary services.....		441310-P	12/03	256.359	256.432	259.326	261.435	254.766
Automotive parts and accessories store services.....		441310-1	12/03	256.359	256.432	259.326	261.435	254.766
Tire dealers.....	44132		12/03	167.785	173.260	173.122	176.009	175.289
Tire dealers.....	441320		12/03	167.785	173.260	173.122	176.009	175.289

See footnotes at end of table.

Table 11. Producer price indexes for net output of selected industries and their products, not seasonally adjusted — Continued
 [November 2022]

Title ¹	Industry code	Product code	Index base	Unadjusted index ²				
				July 2022	Aug. 2022 ^P	Sept. 2022 ^P	Oct. 2022 ^P	Nov. 2022 ^P
Tire dealers - Continued								
Primary services.....		441320-P	12/03	167.943	173.424	173.285	176.176	175.454
Tire dealer services.....		441320-1	12/03	167.943	173.424	173.285	176.176	175.454
Furniture and home furnishings stores.....								
Furniture stores.....	442		12/03	197.207	201.158	202.672	205.708	207.085
Furniture stores.....	4421		12/03	186.052	186.029	192.558	186.187	188.078
Furniture stores.....	44211		12/03	186.052	186.029	192.558	186.187	188.078
Furniture stores.....	442110		06/03	188.551	188.529	195.145	188.688	190.604
Primary services.....		442110-P	06/03	191.413	191.376	198.558	191.646	193.363
Furniture store services.....		442110-1	06/03	191.413	191.376	198.558	191.646	193.363
Other receipts.....		442110-SM1	05/19	106.865	106.993	106.183	106.033	109.348
Floor covering stores.....	44221		12/03	212.156	220.604	216.524	230.127	230.945
Floor covering stores.....	442210		06/03	215.275	223.847	219.708	233.510	234.340
Primary services.....		442210-P	06/03	215.275	223.847	219.708	233.510	234.340
Floor covering store services.....		442210-1	06/03	215.275	223.847	219.708	233.510	234.340
Electronics and appliance stores.....	443		12/03	90.056	89.659	88.205	87.024	87.583
Electronics and appliance stores.....	4431		12/03	91.622	91.218	89.739	88.537	89.106
Electronics and appliance stores.....	44310		12/03	91.690	91.286	89.805	88.603	89.172
Electronics and appliance stores.....	443100		12/11	102.779	102.326	100.666	99.319	99.957
Primary products.....		443100-P	12/11	102.581	102.129	100.472	99.127	99.764
Retailing of entertainment and communication products.....		443100-1	12/11	80.511	79.853	77.655	74.470	73.696
Retailing of computers, hardware, software, and supplies.....		443100-2	06/03	56.077	55.509	57.180	57.809	58.210
Retailing of major household appliances.....		443100-3	05/19	131.826	127.865	121.808	122.531	126.286
Retailing of all other goods.....		443100-4	12/11	147.948	154.775	149.159	143.409	143.309
Building material and garden equipment and supply dealers.....	444		12/03	218.104	208.342	203.514	205.788	206.139
Building material and supplies dealers.....	4441		12/03	223.550	212.657	206.328	209.449	209.813
Building material and supplies dealers.....	44410		12/03	223.553	212.661	206.331	209.453	209.816
Building materials and supplies dealers.....	444100		05/19	148.814	141.563	137.349	139.427	139.669
Primary services.....		444100-P	05/19	148.606	141.365	137.158	139.233	139.474
Building materials and supplies dealer services.....		444100-1	05/19	148.606	141.365	137.158	139.233	139.474
Retailing of building materials, paint, and hardware.....		444100-11	05/19	152.503	143.322	137.692	139.987	140.495
Retailing of all other goods.....		444100-12	05/19	135.949	135.010	135.423	136.783	136.161
Lawn and garden equip and supplies stores.....	4442		12/03	184.017	182.457	188.768	184.742	185.008
Nursery, garden and farm supply stores.....	44422		12/03	184.018	182.458	188.769	184.743	185.009
Nursery, garden, and farm supply stores.....	444220		12/02	197.026	195.355	202.112	197.802	198.087
Primary services.....		444220-P	12/02	197.112	195.441	202.201	197.888	198.173
Nursery, garden center, and farm supply store services.....		444220-1	12/02	197.112	195.441	202.201	197.888	198.173
Food and beverage stores.....	445		12/99	236.770	240.831	244.880	254.868	256.154
Grocery stores.....	4451		12/03	203.215	207.188	210.551	219.996	220.288
Grocery (except convenience) stores.....	44511		12/03	203.215	207.188	210.551	219.996	220.288
Supermarkets and other grocery stores.....	445110		12/99	242.505	247.245	251.259	262.530	262.878
Primary services.....		445110-P	12/99	242.377	247.116	251.127	262.393	262.740
Supermarket and other grocery store services.....		445110-3	12/99	240.081	244.774	248.747	259.906	260.250
Retailing of food and beverage products.....		445110-32	01/17	124.686	127.526	130.013	136.574	136.582
Retailing of fresh meats.....		445110-321	12/99	315.771	321.200	328.190	335.445	344.809
Retailing of fresh fruits and vegetables.....		445110-322	12/99	230.947	238.893	242.456	240.661	238.236
Retailing of bakery products.....		445110-323	12/99	212.995	215.260	215.765	226.548	226.755
Retailing of dairy products.....		445110-324	12/99	173.196	190.033	197.089	215.826	214.314
Retailing of deli products.....		445110-325	12/99	171.013	172.815	171.568	176.056	177.276
Retailing of frozen food products.....		445110-326	12/99	148.915	142.334	142.371	152.770	149.739
Retailing of alcoholic beverages.....		445110-327	01/17	131.373	134.297	134.605	153.692	147.950
Retailing of all other food and beverage products.....		445110-328	12/99	244.736	250.843	259.111	277.262	275.925
Retailing of nonfood products.....		445110-33	01/17	128.702	129.489	129.802	132.493	133.414
Retailing of cleaning and paper products.....		445110-331	01/17	143.406	137.161	139.738	143.283	142.064
Retailing of health and beauty products.....		445110-332	12/99	241.102	243.531	245.487	254.816	258.080
Retailing of all other nonfood products.....		445110-333	01/17	130.671	133.645	132.779	134.028	135.276
Specialty food stores.....	4452		12/03	225.316	227.072	229.904	227.021	240.970
Specialty food stores.....	445200		12/03	225.313	227.069	229.901	227.018	240.966
Primary services.....		445200-P	12/03	225.511	227.277	230.124	227.225	241.186
Specialty food store services.....		445200-1	12/03	225.511	227.277	230.124	227.225	241.186
Beer, wine, and liquor stores.....	4453		06/00	140.425	138.100	142.543	145.465	148.264

See footnotes at end of table.

Table 11. Producer price indexes for net output of selected industries and their products, not seasonally adjusted — Continued
 [November 2022]

Title ¹	Industry code	Product code	Index base	Unadjusted index ²				
				July 2022	Aug. 2022 ^P	Sept. 2022 ^P	Oct. 2022 ^P	Nov. 2022 ^P
Beer, wine, and liquor stores - Continued								
Beer, wine, and liquor stores.....	44531		06/00	140.425	138.099	142.543	145.464	148.263
Beer, wine, and liquor stores.....	445310		06/00	140.425	138.099	142.543	145.465	148.263
Primary services.....		445310-P	06/00	140.475	138.149	142.594	145.517	148.317
Beer, wine, and liquor store services.....		445310-1	06/00	140.475	138.149	142.594	145.517	148.317
Retailing of beer, wine, and liquor.....		445310-11	06/14	108.610	106.177	110.326	112.186	114.388
Retailing of all other goods and sales of prepared foods.....		445310-12	06/14	141.322	142.882	142.976	148.372	150.960
Health and personal care stores.....	446		12/03	148.983	148.511	148.040	144.995	143.918
Health and personal care stores.....	4461		12/03	149.061	148.589	148.118	145.071	143.993
Pharmacies and drug stores.....	44611		06/00	177.837	176.792	175.199	170.800	169.262
Pharmacies and drug stores.....	446110		06/00	177.836	176.791	175.198	170.799	169.262
Primary services.....		446110-P	06/00	177.677	176.633	175.041	170.647	169.110
Retailing of prescription drugs.....		446110-1	06/00	207.028	208.084	205.307	199.643	197.067
Retailing of over-the-counter drugs and all other goods.....		446110-4	06/00	173.493	168.137	168.342	165.087	165.088
Retailing of over-the-counter drugs.....		446110-41	06/00	130.554	127.344	127.523	128.235	128.231
Retailing of all other goods.....		446110-42	06/00	187.093	181.029	181.242	176.620	176.623
Optical goods stores.....	44613		12/03	111.687	113.475	117.782	117.146	117.074
Optical goods stores.....	446130		06/00	114.542	116.376	120.793	120.141	120.067
Primary services.....		446130-P	06/00	112.082	114.030	118.721	118.028	117.950
Optical goods store services.....		446130-1	06/00	112.082	114.030	118.721	118.028	117.950
Food (health) supplement stores.....	446191		12/99	227.786	227.786	228.443	228.443	227.942
Primary services.....		446191-P	12/99	227.833	227.833	228.490	228.490	227.989
Food (health) supplement store services.....		446191-1	12/99	227.833	227.833	228.490	228.490	227.989
Gasoline stations.....	447		06/01	173.200	188.803	173.641	166.825	167.320
Gasoline stations.....	4471		06/01	173.200	188.803	173.641	166.825	167.320
Gasoline stations.....	44710		06/01	173.200	188.803	173.641	166.825	167.320
Gasoline stations.....	447100		05/19	153.806	167.730	154.251	148.178	148.629
Primary products.....		447100-P	05/19	153.628	168.688	154.961	148.573	149.207
Gasoline station services.....		447100-1	05/19	153.628	168.688	154.961	148.573	149.207
Retailing of automotive fuels and lubricants.....		447100-11	05/19	180.845	204.935	181.129	172.306	178.914
Retailing of all other goods, sales of prepared foods, and repair services.....		447100-12	12/12	125.849	128.291	128.939	125.733	117.136
Clothing and clothing accessories stores.....	448		12/03	134.211	139.671	151.003	157.472	155.392
Clothing stores.....	4481		12/03	124.893	129.517	144.626	152.920	150.086
Clothing stores.....	44810		12/03	124.893	129.517	144.626	152.920	150.086
Clothing stores.....	448100		05/15	100.782	104.514	116.706	123.399	121.112
Primary services.....		448100-P	05/15	100.782	104.514	116.706	123.399	121.112
Retailing of apparel.....		448100-1	05/15	104.150	107.448	117.978	124.562	121.537
Retailing of men's apparel.....		448100-11	05/15	113.046	121.351	125.714	128.794	125.832
Retailing of women's apparel.....		448100-12	05/15	101.540	102.858	113.926	122.120	119.019
Retailing of children's apparel.....		448100-13	05/15	102.981	107.297	127.945	132.720	129.936
Retailing of all other goods.....		448100-2	05/15	87.187	92.702	111.728	118.879	119.614
Shoe stores.....	4482		12/03	130.496	144.623	145.068	147.419	147.977
Shoe stores.....	44821		12/03	130.496	144.623	145.068	147.419	147.977
Shoe stores.....	448210		06/02	133.128	147.540	147.994	150.392	150.961
Primary services.....		448210-P	06/02	133.128	147.540	147.994	150.392	150.961
Shoe store services.....		448210-1	06/02	133.128	147.540	147.994	150.392	150.961
Jewelry, luggage and leather goods stores.....	4483		12/03	183.120	183.064	182.047	181.097	180.913
Jewelry stores.....	44831		12/03	186.368	186.311	185.276	184.309	184.122
Jewelry stores.....	448310		06/00	202.470	202.409	201.285	200.233	200.031
Primary services.....		448310-P	06/00	202.837	202.775	201.649	200.596	200.393
Jewelry store services.....		448310-1	06/00	202.837	202.775	201.649	200.596	200.393
Sporting goods, hobby, and book stores.....	451		12/03	124.599	129.806	121.615	132.260	126.295
Sporting goods and hobby stores.....	4511		12/03	124.606	130.326	120.514	133.287	125.936
Sporting goods stores.....	45111		12/03	157.102	166.750	150.199	171.607	159.207
Sporting goods stores.....	451110		06/00	163.906	173.971	156.704	179.039	166.102
Primary services.....		451110-P	06/00	165.096	175.234	157.841	180.338	167.308
Sporting goods store services.....		451110-1	06/00	165.096	175.234	157.841	180.338	167.308
Retailing of sporting goods.....		451110-11	12/13	125.302	128.214	122.506	128.083	113.318
Hobby, toy and game stores.....	45112		12/03	82.321	82.321	82.321	82.535	82.535

See footnotes at end of table.

Table 11. Producer price indexes for net output of selected industries and their products, not seasonally adjusted — Continued
 [November 2022]

Title ¹	Industry code	Product code	Index base	Unadjusted index ²				
				July 2022	Aug. 2022 ^P	Sept. 2022 ^P	Oct. 2022 ^P	Nov. 2022 ^P
Hobby, toy and game stores - Continued								
Hobby, toy, and game stores.....	451120		06/00	83.370	83.370	83.370	83.586	83.586
Primary services.....		451120-P	06/00	83.312	83.312	83.312	83.529	83.529
Hobby, toy, and game store services.....		451120-1	06/00	83.312	83.312	83.312	83.529	83.529
Retailing of hobby and craft goods, toys, and games (including video games) ..		451120-11	12/13	85.264	85.264	85.264	85.707	85.707
Retailing of all other goods.....		451120-12	12/13	69.665	69.665	69.665	69.627	69.627
Book, periodical and music stores.....	4512		12/03	134.097	137.324	136.019	137.619	137.619
Book stores and news dealers.....	45121		12/03	147.789	151.345	149.908	151.671	151.671
Book stores.....	451211		06/00	183.788	188.210	186.422	188.615	188.615
Primary services.....		451211-P	06/00	183.709	188.158	186.359	188.566	188.566
Book store services.....		451211-1	06/00	183.709	188.158	186.359	188.566	188.566
Retailing of books.....		451211-101	06/14	128.654	133.145	131.329	133.546	133.546
Retailing of all other goods.....		451211-102	06/14	111.644	111.644	111.644	111.663	111.663
General merchandise stores.....	452		12/03	153.161	154.246	154.034	156.400	155.028
Department stores.....	4522		12/03	130.400	128.723	134.031	144.271	144.758
Department stores.....	45221		12/03	130.400	128.723	134.031	144.271	144.758
Department stores.....	452210		12/17	110.476	109.056	113.553	122.228	122.641
Primary services.....		452210-P	12/17	111.920	110.481	115.036	123.825	124.243
Department store services.....		452210-1	12/17	111.920	110.481	115.036	123.825	124.243
Other general merchandise stores.....	4523		12/03	158.163	160.479	157.737	156.399	154.220
Other general merchandise stores.....	45231		12/03	158.202	160.519	157.776	156.437	154.258
Other general merchandise stores.....	452310		12/03	158.226	160.543	157.799	156.460	154.280
Primary services.....		452310-P	12/03	156.673	159.102	156.226	154.822	152.536
Other general merchandise store services.....		452310-1	12/03	156.673	159.102	156.226	154.822	152.536
Warehouse clubs and supercenters.....		452310-11	12/03	147.745	150.443	147.160	145.517	142.905
All other general merchandise stores.....		452310-12	12/03	157.806	158.381	158.108	158.162	157.956
Office supplies, stationery and gift stores.....	4532		12/03	172.904	175.262	175.361	173.081	174.376
Office supplies, stationery and gift stores.....	45320		12/03	172.904	175.262	175.361	173.081	174.376
Office supplies, stationery, and gift stores.....	453200		05/19	118.404	120.018	120.086	118.525	119.411
Primary services.....		453200-P	05/19	118.404	120.018	120.086	118.525	119.411
Office supplies, stationery, and gift store services.....		453200-1	05/19	118.404	120.018	120.086	118.525	119.411
Nonstore retailers.....	454		12/03	179.133	185.727	184.832	175.327	190.366
Electronic and mail-order shopping.....	454110		06/06	119.768	120.785	121.147	122.054	121.296
Primary services.....		454110-P	06/06	120.224	121.293	121.674	122.628	121.840
Electronic and mail-order shopping services.....		454110-1	06/06	120.224	121.293	121.674	122.628	121.840
Electronic and mail-order drugs, health aids, and cosmetics.....		454110-11	06/13	129.517	129.062	129.337	129.436	-
Electronic and mail-order apparel and footwear.....		454110-12	06/13	84.170	82.941	93.063	90.570	97.510
Electronic and mail-order electronic goods, including appliances.....		454110-13	06/13	112.349	111.427	110.601	112.673	109.504
Electronic and mail-order home furnishings, hardware, and related goods.....		454110-14	06/13	106.859	121.107	117.847	123.854	117.911
Electronic and mail-order services for all other goods.....		454110-15	06/13	113.670	113.847	112.166	112.979	111.337
Fuel dealers.....	45431		06/00	251.497	278.789	272.433	220.508	299.080
Fuel dealers.....	454310		06/00	251.489	278.781	272.425	220.501	299.071
Primary services.....		454310-P	06/00	262.433	290.912	284.279	230.096	312.085
Fuel dealer services.....		454310-1	06/00	262.433	290.912	284.279	230.096	312.085
Air transportation.....	481		12/92	269.723	265.629	256.198	269.600	257.935
Scheduled air transportation.....	4811		12/89	332.055	326.886	314.383	332.603	316.495
Scheduled air transportation.....	48111		12/89	332.055	326.886	314.383	332.603	316.495
Scheduled passenger air transportation.....	481111		12/89	337.732	332.118	318.788	338.828	321.853
Primary services.....		481111-P	12/89	368.807	362.678	348.121	370.004	351.467
Domestic.....		481111-1	12/89	379.275	374.793	368.504	394.016	365.474
Domestic first class, including business.....		481111-101	12/99	178.711	175.557	189.332	199.972	176.478
Domestic coach.....		481111-102	12/99	218.188	215.745	209.954	224.811	209.694
International.....		481111-2	12/89	302.696	292.838	257.878	267.865	277.780
International first class, including business.....		481111-201	09/18	101.400	93.731	101.397	117.683	92.640
International coach.....		481111-202	12/89	313.114	304.246	262.186	268.578	287.466
Scheduled freight air transportation.....	481112		12/03	184.914	185.834	185.422	179.501	176.897
Primary services.....		481112-P	12/87	191.256	192.823	192.121	182.038	174.858
Scheduled freight air transportation services.....		481112-1	12/87	200.639	202.339	201.582	190.639	182.846
Domestic scheduled freight air transportation services.....		481112-101	12/14	118.219	117.123	116.039	116.080	115.810
International scheduled freight air transportation services.....		481112-102	12/14	92.617	94.647	94.676	85.774	79.612
Scheduled mail air transportation services.....		481112-2	12/87	150.294	150.294	150.206	150.206	150.206

See footnotes at end of table.

Table 11. Producer price indexes for net output of selected industries and their products, not seasonally adjusted — Continued
 [November 2022]

Title ¹	Industry code	Product code	Index base	Unadjusted index ²				
				July 2022	Aug. 2022 ^P	Sept. 2022 ^P	Oct. 2022 ^P	Nov. 2022 ^P
Scheduled freight air transportation - Continued								
Nonscheduled air transportation.....	4812		12/96	202.030	199.725	197.881	197.867	199.331
Nonscheduled air transportation.....	48121		12/96	202.030	199.725	197.881	197.867	199.331
Nonscheduled air passenger chartering.....	481211		06/92	200.072	200.335	200.000	199.979	202.126
Primary services.....		481211-P	12/00	160.058	160.303	159.991	159.972	161.970
Domestic nonscheduled air passenger services.....		481211-1	06/08	114.850	115.065	114.791	114.774	116.537
International nonscheduled air passenger services.....		481211-2	06/08	110.604	110.604	110.604	110.604	110.604
Nonscheduled air freight chartering.....	481212		06/08	156.205	150.349	146.546	146.546	146.546
Primary services.....		481212-P	06/08	154.008	147.919	143.939	143.939	143.939
Domestic nonscheduled air freight services.....		481212-1	06/08	190.297	190.827	195.403	195.403	195.403
International nonscheduled air freight services.....		481212-2	06/08	113.453	107.968	103.858	103.858	103.858
Rail transportation.....	482		12/96	232.218	231.349	231.363	229.830	231.262
Rail transportation.....	4821		12/96	232.218	231.349	231.363	229.830	231.262
Rail transportation.....	48211		12/96	232.218	231.349	231.363	229.830	231.262
Line-haul railroads.....	482111		12/84	259.024	258.055	258.071	256.361	257.958
Primary services.....		482111-P	12/84	259.024	258.055	258.071	256.361	257.958
Freight rail transportation.....		482111-4	05/15	129.538	129.038	129.047	128.165	128.988
Carload freight rail transportation.....		482111-411	12/96	230.191	231.348	230.478	229.577	229.501
Intermodal freight rail transportation.....		482111-412	12/96	235.591	227.417	230.576	226.605	233.570
Passenger rail transportation.....		482111-5	12/96	181.801	181.801	181.801	181.801	181.801
Coach service class.....		482111-506	06/05	164.929	164.929	164.929	164.929	164.929
All other service classes.....		482111-507	06/05	157.022	157.022	157.022	157.022	157.022
Water transportation.....	483		12/03	195.471	199.024	201.192	200.879	203.600
Deep sea freight transportation.....	483111		06/88	444.804	458.815	467.839	465.656	472.284
Primary services.....		483111-P	06/88	454.407	468.721	477.940	475.710	482.480
Deep sea freight transportation services.....		483111-5	06/88	454.407	468.721	477.940	475.710	482.480
Coastal and Great Lakes freight transport.....	483113		12/03	211.576	212.751	213.198	213.660	216.709
Primary services.....		483113-P	12/03	206.031	207.247	207.708	208.187	211.340
Coastal and intercoastal freight transportation.....		483113-1	12/03	178.005	179.541	180.678	181.323	184.654
Great Lakes - St. Lawrence Seaway freight transportation.....		483113-2	12/91	250.809	244.644	242.952	243.695	250.472
Coastal and intercoastal towing transportation.....		483113-3	12/03	268.538	272.742	271.277	270.690	270.012
Inland water transportation.....	4832		12/03	193.609	191.782	190.356	191.094	192.791
Inland water transportation.....	48321		12/03	193.613	191.786	190.360	191.098	192.795
Inland water freight transportation.....	483211		12/90	245.613	243.297	241.488	242.424	244.577
Primary services.....		483211-P	12/90	250.148	247.680	245.753	246.740	249.001
Inland water freight transportation services.....		483211-3	12/90	250.148	247.680	245.753	246.740	249.001
Truck transportation.....	484		12/03	202.126	198.846	196.914	196.635	198.744
General freight trucking.....	4841		12/03	214.367	210.431	207.930	207.609	210.388
General freight trucking, local.....	48411		12/03	196.921	195.513	195.702	196.069	196.194
General freight trucking, local.....	484110		12/03	196.940	195.532	195.721	196.089	196.214
Primary services.....		484110-P	06/93	214.997	214.303	213.980	214.241	214.178
General freight trucking services, local.....		484110-1	06/93	214.997	214.303	213.980	214.241	214.178
General freight trucking, local, truckload.....		484110-15	06/09	151.627	151.621	151.069	151.097	151.097
General freight trucking, local, less than truckload.....		484110-16	06/09	154.374	152.422	153.168	153.823	153.644
Other receipts.....		484110-SM	12/03	206.145	202.290	203.980	204.764	205.457
General freight trucking, long-distance.....	48412		12/03	218.462	213.955	210.834	210.369	213.757
General freight trucking, long-distance TL.....	484121		12/03	204.018	200.303	195.839	197.214	199.923
Primary services.....		484121-P	06/92	224.278	215.298	212.237	209.073	211.960
General freight trucking, long-distance, truckload.....		484121-2	06/92	224.278	215.298	212.237	209.073	211.960
General freight trucking, long-distance LTL.....	484122		12/03	248.576	242.100	242.930	237.312	242.457
Primary services.....		484122-P	06/92	419.098	408.179	409.580	400.106	408.782
General freight trucking, long-distance less than truckload.....		484122-1	06/92	419.098	408.179	409.580	400.106	408.782
Specialized freight trucking.....	4842		12/03	175.698	173.889	173.171	173.030	173.685
Used household and office goods moving.....	48421		12/03	178.567	174.597	170.930	168.824	167.921
Used household and office goods moving.....	484210		12/03	178.527	174.557	170.891	168.785	167.883
Primary services.....		484210-P	12/03	181.908	177.863	174.127	171.982	171.062
Used household and office goods moving, except local.....		484210-2	06/92	287.739	278.638	273.156	268.329	270.129
Residential moving services, except local.....		484210-21	09/15	157.577	151.103	148.499	145.312	145.852
Commercial and other goods moving services, except local.....		484210-22	09/15	124.744	124.744	121.314	120.660	122.623
Used household and office goods moving, local.....		484210-4	12/03	149.337	149.337	145.745	145.745	140.993

See footnotes at end of table.

Table 11. Producer price indexes for net output of selected industries and their products, not seasonally adjusted — Continued
 [November 2022]

Title ¹	Industry code	Product code	Index base	Unadjusted index ²				
				July 2022	Aug. 2022 ^P	Sept. 2022 ^P	Oct. 2022 ^P	Nov. 2022 ^P
Used household and office goods moving - Continued								
Residential moving services, local.....		484210-41	09/15	130.759	130.759	125.665	125.665	122.661
Commercial and other goods moving services, local.....		484210-42	09/15	116.775	116.775	119.707	119.707	112.584
Specialized freight (except used) trucking, local.....	48422		12/03	178.303	177.648	177.797	178.254	178.254
Specialized freight (except used goods) trucking, local.....	484220		12/03	178.313	177.658	177.807	178.264	178.264
Primary services.....		484220-P	06/93	215.814	214.961	215.156	215.751	215.751
Specialized freight (except used goods) trucking, local.....		484220-6	06/93	215.814	214.961	215.156	215.751	215.751
Local hazardous materials trucking (except waste).....		484220-601	06/13	142.496	141.072	141.072	141.072	141.072
Local agricultural products trucking without storage.....		484220-602	06/13	105.162	103.463	104.146	106.233	106.233
Dump trucking.....		484220-603	06/13	140.965	140.965	140.965	140.965	140.965
Local specialized trucking without storage.....		484220-604	06/13	121.207	121.207	121.207	121.207	121.207
Specialized freight (except used) trucking, long-distance.....	48423		12/03	171.646	169.576	169.176	169.227	171.119
Specialized freight (except used goods) trucking, long-distance.....	484230		12/03	171.652	169.582	169.182	169.234	171.126
Primary services.....		484230-P	06/01	169.373	167.095	166.698	166.875	168.871
Specialized freight (except used goods) trucking, long-distance.....		484230-6	06/01	169.373	167.095	166.698	166.875	168.871
Agricultural products trucking, long-distance.....		484230-602	06/13	150.905	147.016	150.016	150.625	151.926
All other specialized trucking, long-distance.....		484230-603	06/13	134.263	132.709	131.939	132.019	133.665
Pipeline Transportation.....	486		05/22	105.552	105.552	106.938	106.970	107.026
Pipeline transportation of crude oil.....	4861		12/03	279.856	279.856	279.829	280.512	280.512
Pipeline transportation of crude oil.....	48611		12/03	279.856	279.856	279.829	280.512	280.512
Pipeline transportation of crude oil.....	486110		06/86	310.150	310.150	310.120	310.877	310.877
Primary services.....		486110-P	06/86	311.087	311.087	311.060	311.844	311.844
Pipeline transportation of crude oil.....		486110-3	06/86	301.849	301.849	301.823	302.584	302.584
Trans-Alaskan Pipeline System transportation.....		486110-311	06/86	121.684	121.684	121.684	119.715	119.715
Pipeline transportation of crude petroleum, except on the Trans-Alaskan Pipeline System.....		486110-312	06/86	407.296	407.296	407.258	408.761	408.761
Pipeline transportation of natural gas.....	4862		05/22	99.901	99.901	104.797	104.567	104.558
Pipeline transportation of natural gas.....	48621		05/22	99.901	99.901	104.797	104.567	104.558
Pipeline transportation of natural gas.....	486210		05/22	99.901	99.901	104.797	104.567	104.558
Primary services.....		486210-P	05/22	99.901	99.901	104.797	104.567	104.558
Pipeline transportation of natural gas services.....		486210-1	05/22	99.901	99.901	104.797	104.567	104.558
Other pipeline transportation.....	4869		12/03	205.382	205.382	205.393	205.484	205.742
Pipeline transportation of refined petroleum products.....	48691		12/03	205.382	205.382	205.393	205.484	205.742
Refined petroleum product pipeline transport.....	486910		06/86	235.041	235.041	235.054	235.158	235.453
Primary services.....		486910-P	06/86	235.429	235.429	235.442	235.547	235.842
Pipeline transportation of refined petroleum products.....		486910-1	06/86	238.789	238.789	238.803	238.909	239.208
Transportation support activities.....	488		12/03	153.595	155.719	148.414	152.109	143.660
Air transportation support activities.....	4881		12/96	198.036	198.513	195.698	196.710	197.376
Airport operations.....	48811		12/03	151.439	152.891	149.149	150.087	150.785
Other airport operations.....	488119		12/03	151.463	152.916	149.173	150.111	150.810
Primary services.....		488119-P	06/92	209.738	211.750	206.567	207.866	208.833
Aeronautical services.....		488119-5	06/14	114.271	114.691	114.003	115.198	115.001
Landing fees.....		488119-501	06/14	104.822	104.675	104.715	104.554	103.657
Terminal rental.....		488119-502	06/14	122.631	124.193	121.702	125.562	125.562
Other aeronautical services.....		488119-503	06/14	113.889	113.920	113.920	114.220	114.220
Non-aeronautical services.....		488119-6	06/14	129.460	132.027	124.637	124.482	126.499
Airport parking.....		488119-601	06/14	125.462	125.462	125.462	126.303	129.980
Lease space for rental cars.....		488119-602	06/14	179.593	192.136	159.977	155.507	155.507
Lease space for concessions.....		488119-603	06/92	172.586	172.353	165.450	167.642	171.846
Other non-aeronautical services.....		488119-604	06/14	103.550	103.550	103.550	104.439	104.439
Other air transportation support activities.....	48819		12/03	164.359	163.053	163.202	163.787	164.037
Other support activities for air transport.....	488190		12/03	164.353	163.047	163.196	163.782	164.032
Primary services.....		488190-P	06/92	211.029	209.272	209.540	210.372	210.322
Other air transportation support activities.....		488190-5	06/07	146.499	145.280	145.466	146.044	146.009
Water transportation support activities.....	4883		12/03	156.476	156.759	156.462	157.731	157.731
Port and harbor operations.....	48831		12/03	177.498	179.589	178.246	179.784	179.784
Port and harbor operations.....	488310		12/03	177.520	179.611	178.268	179.806	179.806
Primary services.....		488310-P	12/03	180.055	182.183	180.816	182.381	182.381
Port and harbor services.....		488310-1	12/03	180.055	182.183	180.816	182.381	182.381
Marine cargo handling.....	48832		12/03	152.710	152.684	152.746	153.458	153.458

See footnotes at end of table.

Table 11. Producer price indexes for net output of selected industries and their products, not seasonally adjusted — Continued
 [November 2022]

Title ¹	Industry code	Product code	Index base	Unadjusted index ²				
				July 2022	Aug. 2022 ^P	Sept. 2022 ^P	Oct. 2022 ^P	Nov. 2022 ^P
Marine cargo handling - Continued								
Marine cargo handling.....	488320		12/91	172.012	171.983	172.052	172.855	172.855
Primary services.....		488320-P	12/91	167.739	167.709	167.780	168.603	168.603
Movement of containers.....		488320-8	12/98	150.626	150.673	150.876	151.712	151.712
Other marine cargo handling.....		488320-9	12/98	156.987	156.385	155.351	155.360	155.360
Navigational services to shipping.....	48833		12/03	155.231	154.759	154.340	157.112	157.112
Navigational services to shipping.....	488330		12/92	203.650	203.032	202.482	206.119	206.119
Primary services.....		488330-P	12/92	207.496	206.847	206.271	209.976	209.976
Navigational services to shipping and salvage.....		488330-1	12/92	207.496	206.847	206.271	209.976	209.976
Freight transportation arrangement.....	4885		12/96	143.580	147.216	135.121	141.147	125.082
Freight transportation arrangement.....	48851		12/96	143.580	147.216	135.121	141.147	125.082
Freight transportation arrangement.....	488510		12/94	146.509	150.219	137.878	144.027	127.636
Primary services.....		488510-P	12/94	147.641	151.536	138.742	145.120	128.148
Freight forwarding.....		488510-1	12/94	109.338	109.158	109.011	109.055	105.354
Arrangement of freight and cargo n.e.c.....		488510-2	12/94	184.048	191.833	166.968	179.390	149.758
U.S. Postal Service.....	491		06/89	267.984	267.984	267.984	270.369	270.369
U.S. Postal Service.....	4911		06/89	267.984	267.984	267.984	270.369	270.369
U.S. Postal Service.....	49111		06/89	267.984	267.984	267.984	270.369	270.369
U.S. Postal Service.....	491110		06/89	267.984	267.984	267.984	270.369	270.369
Primary services.....		491110-P	06/89	267.984	267.984	267.984	270.369	270.369
Mailing services (market dominant services).....		491110-7	12/12	133.336	133.336	133.336	133.512	133.512
First class mail.....		491110-71	06/89	238.578	238.578	238.578	239.138	239.138
Retail letters.....		491110-711	12/12	133.315	133.315	133.315	133.315	133.315
Commercial letters.....		491110-712	12/12	129.241	129.241	129.241	129.241	129.241
Retail and commercial flats.....		491110-713	12/12	129.892	129.892	129.892	129.892	129.892
Other first class mail and fees.....		491110-714	12/12	149.201	149.201	149.201	152.640	152.640
Periodicals mail.....		491110-72	06/89	319.001	319.001	319.001	319.001	319.001
Outside county.....		491110-721	06/89	326.055	326.055	326.055	326.055	326.055
Other periodicals mail and fees.....		491110-722	12/12	125.216	125.216	125.216	125.216	125.216
Standard class mail.....		491110-73	06/89	301.872	301.872	301.872	301.872	301.872
High density and saturation flats and parcels.....		491110-731	12/12	117.703	117.703	117.703	117.703	117.703
Carrier route basic mail.....		491110-732	12/12	127.136	127.136	127.136	127.136	127.136
Bulk letters.....		491110-733	12/12	132.002	132.002	132.002	132.002	132.002
Bulk flats.....		491110-734	12/12	138.894	138.894	138.894	138.894	138.894
Other standard mail and fees.....		491110-735	12/12	158.084	158.084	158.084	158.084	158.084
Package services mail.....		491110-74	06/89	303.045	303.045	303.045	303.045	303.045
Special services and fees.....		491110-75	06/89	319.307	319.307	319.307	319.307	319.307
Shipping services (competitive services).....		491110-8	12/12	160.580	160.580	160.580	166.855	166.855
Domestic priority mail.....		491110-81	06/89	383.977	383.977	383.977	406.584	406.584
Other shipping services and shipping special services & fees.....		491110-82	12/12	180.793	180.793	180.793	184.278	184.278
Couriers and messengers.....	492		12/03	293.140	290.110	290.362	289.321	291.368
Couriers and express delivery services.....	4921		12/03	303.213	299.936	300.208	299.083	300.916
Couriers and express delivery services.....	49211		12/03	303.229	299.952	300.224	299.098	300.931
Couriers and express delivery services.....	492110		12/03	303.188	299.911	300.183	299.057	300.890
Primary services.....		492110-P	12/03	304.307	300.921	301.220	300.106	301.949
Standard courier services.....		492110-1	12/92	441.018	438.836	438.836	437.745	439.563
Expedited courier services.....		492110-2	12/87	471.784	460.641	462.039	459.181	463.884
Domestic expedited courier services.....		492110-201	12/98	429.203	419.040	420.323	417.684	421.991
International expedited courier services.....		492110-202	12/98	370.181	361.497	362.569	360.415	364.042
Local messengers and local delivery.....	4922		12/03	161.963	161.963	161.963	161.963	166.427
Local messengers and local delivery.....	49221		12/03	161.630	161.630	161.630	161.630	166.085
Local messengers and local delivery.....	492210		12/03	161.602	161.602	161.602	161.602	166.056
Primary services.....		492210-P	12/92	208.487	208.487	208.487	208.487	214.233
Local messengers and local delivery services.....		492210-1	12/92	208.487	208.487	208.487	208.487	214.233
Warehousing and storage.....	493		12/06	134.692	128.329	130.230	128.588	128.753
Warehousing and storage.....	4931		12/06	134.647	128.286	130.186	128.545	128.710
General warehousing and storage.....	49311		12/03	138.680	129.704	132.053	130.011	130.240
General warehousing and storage.....	493110		12/03	138.763	129.782	132.132	130.089	130.318
Primary services.....		493110-P	06/93	151.956	142.121	144.695	142.457	142.708
General warehousing and storage services.....		493110-1	06/93	151.956	142.121	144.695	142.457	142.708
Refrigerated warehousing and storage.....	49312		12/03	144.355	147.299	147.573	147.161	147.091

See footnotes at end of table.

Table 11. Producer price indexes for net output of selected industries and their products, not seasonally adjusted — Continued
 [November 2022]

Title ¹	Industry code	Product code	Index base	Unadjusted index ²				
				July 2022	Aug. 2022 ^P	Sept. 2022 ^P	Oct. 2022 ^P	Nov. 2022 ^P
Refrigerated warehousing and storage - Continued								
Refrigerated warehousing and storage.....	493120		12/91	158.640	161.874	162.176	161.724	161.646
Primary services.....		493120-P	12/91	158.915	162.155	162.457	162.004	161.926
Warehousing and storage of refrigerated goods.....		493120-2	12/91	159.096	162.340	162.642	162.189	162.111
Farm product warehousing and storage.....	49313		12/03	137.241	139.457	141.012	140.978	140.966
Farm product warehousing and storage.....	493130		12/92	159.569	162.145	163.953	163.914	163.900
Primary services.....		493130-P	12/92	157.381	160.189	161.962	161.962	161.962
Farm product warehousing and storage services.....		493130-1	12/92	157.381	160.189	161.962	161.962	161.962
Publishing industries, except Internet.....	511		12/03	120.784	120.349	121.478	121.448	120.206
Newspaper, book, and directory publishers.....	5111		12/03	143.115	143.384	144.863	146.035	144.209
Newspaper publishers.....	51111		12/79	556.692	552.973	576.146	580.053	576.244
Newspaper publishers.....	511110		12/79	558.293	554.564	577.803	581.722	577.902
Primary services.....		511110-P	12/79	572.805	568.979	592.822	596.842	592.923
Newspaper advertising sales.....		511110-5	09/15	88.680	89.075	87.961	89.067	88.386
Newspaper advertising sales, print only.....		511110-51	09/15	86.015	86.480	85.167	86.471	85.667
Newspaper advertising sales, digital only and print and digital bundled.....		511110-52	09/15	104.357	104.357	104.357	104.357	104.357
Newspaper subscription and single copy sales.....		511110-6	09/15	164.168	160.822	178.608	178.658	177.705
Newspaper subscriptions, print only.....		511110-61	09/15	161.317	157.577	177.072	177.072	175.970
Newspaper subscriptions, online only and print and online bundled.....		511110-62	09/15	193.192	193.822	194.349	194.909	195.462
Periodical publishers.....	51112		12/79	451.230	453.276	453.072	456.744	439.403
Periodical publishers.....	511120		12/79	451.198	453.238	453.035	456.696	439.371
Primary services.....		511120-P	12/79	461.293	461.293	461.293	461.293	448.955
Periodicals, advertising sales.....		511120-2	12/14	104.152	104.152	104.152	104.152	104.152
Specialized business and professional periodicals, advertising sales.....		511120-21	12/79	468.465	468.465	468.465	468.465	468.465
General and consumer periodicals, advertising sales.....		511120-22	12/79	648.524	648.524	648.524	648.524	648.524
Periodicals, subscriptions and single copy sales.....		511120-5	12/14	112.427	112.427	112.427	112.427	103.868
Specialized business and professional periodicals, subscriptions and single copy sales.....		511120-51	12/79	573.536	573.536	573.536	573.536	576.810
General and consumer periodicals, subscriptions and single copy sales.....		511120-52	12/06	111.881	111.881	111.881	111.881	100.114
Book publishers.....	51113		12/84	375.758	376.193	372.821	377.678	378.118
Book publishers.....	511130		12/80	511.702	512.294	507.700	514.318	514.917
Primary services.....		511130-P	12/80	520.108	520.742	515.829	522.906	523.547
Print book publishing.....		511130-F	09/15	126.455	126.094	125.284	127.376	127.180
General adult and juvenile book publishing.....		511130-F1	06/09	106.143	107.276	106.549	106.275	107.304
General adult book publishing.....		511130-F11	06/09	109.443	110.925	109.932	109.602	111.038
Juvenile book publishing.....		511130-F12	06/09	96.960	97.190	97.148	97.020	97.000
Textbook publishing, including teachers' editions and workbooks.....		511130-F2	12/80	885.403	869.246	859.039	897.220	897.220
College textbook publishing.....		511130-F21	12/80	983.565	928.066	893.004	909.516	909.516
Elementary and high school textbook publishing.....		511130-F22	12/02	192.902	192.902	192.902	203.649	203.649
Technical, scientific, and professional book publishing.....		511130-F3	12/80	840.404	840.404	840.404	840.404	840.404
General reference book publishing.....		511130-F4	12/80	215.738	220.427	220.540	224.903	214.206
Religious book publishing.....		511130-F5	12/80	248.127	250.160	244.291	255.762	246.234
Digital book publishing.....		511130-G	09/15	108.893	111.247	108.564	108.442	110.094
Ebook publishing.....		511130-G1	09/15	112.679	114.250	111.537	109.524	108.082
Other digital book publishing.....		511130-G2	09/15	101.612	105.472	102.846	106.359	113.962
Other receipts.....		511130-SM	12/80	398.155	398.155	-	-	-
Directory and mailing list publishers.....	51114		12/03	120.081	120.815	120.893	121.081	120.311
Directory and mailing list publishers.....	511140		12/03	120.069	120.802	120.881	121.069	120.298
Primary services.....		511140-P	12/03	118.344	119.093	119.173	119.365	118.578
Directory and mailing list publishing - advertising sales incl. telephone directory listings.....		511140-1	09/84	267.857	267.857	267.962	267.962	267.962
Directory and mailing list publishing - subscription, content, and licensing sales.....		511140-5	01/08	140.377	144.542	144.784	145.854	141.476
Other publishers.....	51119		12/03	115.390	119.963	121.308	121.128	121.245
Greeting card publishers.....	511191		12/85	203.584	215.737	218.823	218.396	218.614
Primary services.....		511191-P	12/85	222.105	236.540	240.177	239.673	239.926
Greeting card publishing.....		511191-3	12/85	224.352	238.933	242.607	242.098	242.354
All other publishers.....	511199		12/03	125.398	123.757	124.064	124.046	124.155
Primary services.....		511199-P	12/03	126.516	124.777	125.103	125.084	125.199
All other publishing including yearbooks, art prints, patterns, and trading cards.....		511199-6	12/03	126.516	124.777	125.103	125.084	125.199
Other receipts.....		511199-SM	12/03	118.021	118.021	118.021	118.021	118.021
Software publishers.....	5112		12/03	93.227	92.543	93.353	92.796	91.991
Software publishers.....	51121		12/03	93.227	92.543	93.353	92.796	91.991
Software publishers.....	511210		12/97	88.123	87.476	88.242	87.715	86.954

See footnotes at end of table.

Table 11. Producer price indexes for net output of selected industries and their products, not seasonally adjusted — Continued
 [November 2022]

Title ¹	Industry code	Product code	Index base	Unadjusted index ²				
				July 2022	Aug. 2022 ^P	Sept. 2022 ^P	Oct. 2022 ^P	Nov. 2022 ^P
Software publishers - Continued								
Primary services.....		511210-P	12/97	92.343	91.474	92.430	91.780	90.864
Software publishing, except games.....		511210-5	06/06	100.469	99.467	100.690	99.886	98.986
System & application software publishing, excluding maintenance, tech support & games.....		511210-505	05/22	100.244	99.045	100.490	99.550	98.387
System software publishing.....		511210-50501	05/22	100.559	100.459	100.130	99.561	98.396
Application software publishing.....		511210-50502	12/97	108.507	106.598	109.148	107.923	106.663
Desktop and portable device application software publishing.....		511210-505021	06/06	100.669	100.395	106.410	103.513	101.483
Other application software publishing.....		511210-505022	06/06	124.961	121.282	120.611	120.941	120.342
Software maintenance, technical support, and other services related to software publishing.....		511210-506	12/97	167.532	167.490	167.697	167.479	168.136
Game software publishing.....		511210-7	12/13	87.260	87.314	85.367	86.266	83.901
Other receipts.....		511210-SM	12/97	55.878	55.955	56.050	55.963	—
Broadcasting, except Internet.....	515		12/03	133.087	131.332	131.975	137.300	137.814
Radio and television broadcasting.....	5151		06/01	101.202	104.552	107.992	118.223	115.328
Radio broadcasting.....	51511		12/03	99.980	99.152	102.910	101.681	103.484
Radio broadcasting.....	515110		06/88	180.603	179.109	185.888	183.672	186.924
Primary services.....		515110-P	06/88	181.186	179.534	187.017	184.569	188.159
Radio station services.....		515110-1	06/88	191.665	189.328	199.916	196.452	201.532
Radio station advertising sales.....		515110-101	06/88	184.476	181.828	193.826	189.901	195.656
Radio station advertising sales, local.....		515110-10101	12/95	135.449	131.448	140.307	136.790	140.240
Radio station advertising sales, national and regional.....		515110-10102	12/95	130.928	134.783	143.159	142.144	148.390
Other radio station services.....		515110-102	12/03	141.978	141.978	141.978	141.978	141.978
Radio network and national syndication services.....		515110-2	12/95	117.746	117.746	117.746	117.746	117.746
Other receipts.....		515110-SM	12/03	134.737	134.763	134.750	134.765	134.765
Television broadcasting.....	51512		12/03	95.356	99.344	102.726	116.428	111.671
Television broadcasting.....	515120		06/01	96.133	100.123	103.540	117.336	112.532
Primary services.....		515120-P	06/01	83.002	83.212	86.800	96.465	91.727
Television advertising sales.....		515120-3	06/08	87.655	87.927	92.558	105.030	98.916
Other television broadcasting services.....		515120-4	06/08	117.939	117.939	117.939	117.939	117.939
Other receipts.....		515120-SM	06/01	129.694	161.340	159.494	192.987	192.987
Cable and other subscription programming.....	5152		12/03	156.673	151.092	149.737	151.443	154.415
Cable and other subscription programming.....	51521		12/03	159.371	153.694	152.315	154.051	157.074
Cable and other subscription programming.....	515210		12/03	156.746	151.161	149.806	151.513	154.486
Primary services.....		515210-P	12/03	163.759	157.925	156.508	158.292	161.398
Cable network advertising services.....		515210-1	06/93	205.693	179.142	173.077	180.714	194.013
Cable network programming services.....		515210-2	06/93	276.004	276.879	276.879	276.879	276.879
Telecommunications.....	517		12/03	104.163	104.820	105.577	106.001	106.073
Wired and wireless telecommunications carriers.....	5173		12/17	106.709	107.377	108.158	108.595	108.669
Wired and wireless telecommunications carriers.....	51731		12/17	106.709	107.377	108.158	108.595	108.669
Wired telecommunications carriers.....	517311		12/03	129.910	130.236	131.654	132.453	132.586
Primary products.....		517311-P	12/03	129.732	130.057	131.473	132.271	132.404
Local telephone service, except private lines.....		517311-1	12/03	146.115	147.594	148.982	149.052	148.934
Residence local telephone service.....		517311-111	12/03	159.214	160.817	163.442	164.156	164.149
Business and other local telephone service.....		517311-112	12/03	130.027	131.354	131.117	130.336	130.069
Public switched toll service.....		517311-2	12/03	127.399	127.316	130.898	132.377	133.074
Residence switched toll service.....		517311-21	12/03	188.137	188.145	195.760	196.774	197.003
Business switched toll and other toll service.....		517311-22	12/03	63.768	63.658	64.235	65.587	66.355
Private line telephone service.....		517311-3	12/03	95.727	95.827	95.762	95.567	95.658
All-distance telephone service.....		517311-4	12/11	138.043	138.205	138.173	137.930	138.637
Residential all-distance telephone service.....		517311-401	12/11	140.406	140.424	140.649	140.905	140.781
Business all-distance telephone service.....		517311-402	12/11	135.989	136.277	136.020	135.341	136.774
Video programming distribution.....		517311-5	12/03	170.218	169.551	170.125	170.573	171.862
Video programming subscriber services.....		517311-501	06/93	241.088	240.077	240.947	241.626	243.579
Advertising services.....		517311-502	06/93	128.596	128.596	128.596	128.596	128.596
Internet access services.....		517311-6	06/04	60.101	59.949	60.075	59.986	59.412
Residential Internet access services.....		517311-601	12/11	88.537	87.915	88.258	87.911	88.216
Business Internet access services.....		517311-602	12/11	97.786	97.935	97.984	98.056	95.973
Bundled access services.....		517311-7	12/11	121.613	122.145	124.213	125.740	125.634
Other wired telecommunications services.....		517311-9	12/03	105.227	105.075	105.075	105.075	105.075
Wireless telecommunications carriers.....	517312		06/99	43.527	44.124	44.131	44.131	44.133
Primary services.....		517312-P	06/99	43.020	43.610	43.617	43.617	43.618
Wireless telecommunications services.....		517312-1	06/99	43.020	43.610	43.617	43.617	43.618
Data processing and related services.....	5182		12/03	113.130	113.057	112.925	113.035	113.041

See footnotes at end of table.

Table 11. Producer price indexes for net output of selected industries and their products, not seasonally adjusted — Continued
 [November 2022]

Title ¹	Industry code	Product code	Index base	Unadjusted index ²				
				July 2022	Aug. 2022 ^P	Sept. 2022 ^P	Oct. 2022 ^P	Nov. 2022 ^P
Data processing and related services - Continued								
Data processing and related services.....	51821		12/03	113.130	113.057	112.925	113.035	113.041
Data processing, hosting and related services.....	518210		12/00	116.778	116.702	116.566	116.680	116.686
Primary services.....		518210-P	12/00	110.100	109.998	109.816	109.968	109.976
Business process management services.....		518210-1	12/00	104.436	104.436	104.436	104.436	104.507
Data management, information transformation, and related services.....		518210-4	12/00	105.582	105.582	105.582	105.582	105.582
Hosting, ASP, and other IT infrastructure provisioning services.....		518210-5	12/06	110.506	110.319	109.983	110.264	110.251
Other receipts.....		518210-SM	12/00	138.116	138.116	138.116	138.116	138.116
Internet publishing and web search portals.....	519130		12/09	87.510	87.802	88.027	88.794	88.807
Primary services.....		519130-P	12/09	88.112	88.445	88.702	90.108	90.123
Internet publishing and web search portals - advertising sales.....		519130-1	12/09	63.836	64.637	65.041	67.093	-
Internet publishing and web search portals - subscription, content access, and licensing sales.....		519130-2	12/09	129.553	129.121	129.142	129.507	129.547
Depository credit intermediation.....	5221		12/03	107.405	113.463	117.152	117.562	124.576
Commercial banking.....	52211		12/03	108.738	115.277	119.415	120.025	127.787
Commercial banking.....	522110		12/03	108.738	115.277	119.415	120.025	127.787
Primary services.....		522110-P	12/03	108.738	115.277	119.415	120.025	127.787
Loan services.....		522110-1	12/03	168.208	184.432	190.690	191.571	210.050
Residential real estate loans, except home equity.....		522110-101	12/03	96.556	100.715	98.404	99.083	101.413
Nonresidential real estate loans.....		522110-102	12/03	325.780	374.592	402.526	405.719	469.360
Home equity loans.....		522110-103	12/03	195.042	210.225	215.019	206.055	224.487
Commercial, industrial, and agricultural loans, except real estate.....		522110-105	12/03	149.071	167.437	177.729	181.816	204.128
New and used auto and truck loans.....		522110-106	12/03	90.408	95.187	93.996	91.699	100.581
Credit cards, overdraft credit, and related plans.....		522110-107	12/03	154.654	164.915	168.730	168.091	176.213
Other loan services.....		522110-108	12/03	108.602	112.793	111.254	109.994	110.857
Deposit services.....		522110-2	12/03	54.003	53.620	56.225	56.651	56.391
Demand deposits.....		522110-201	12/11	78.049	77.688	79.806	80.126	80.494
Time and other deposits.....		522110-202	12/11	120.194	119.097	126.980	128.298	126.781
Trust services.....		522110-3	12/03	110.057	99.786	99.996	99.860	94.593
Other banking services.....		522110-4	12/03	102.848	102.240	102.079	102.080	102.080
Savings institutions.....	52212		12/03	100.451	101.039	99.465	97.412	95.726
Savings institutions.....	522120		12/03	100.452	101.040	99.466	97.413	95.727
Primary services.....		522120-P	12/03	100.613	101.202	99.626	97.569	95.881
Loan services.....		522120-1	12/03	104.093	107.047	106.507	106.608	109.148
Residential real estate loans, except home equity.....		522120-101	12/03	86.652	88.117	85.873	85.244	85.001
Nonresidential real estate loans.....		522120-102	12/03	172.528	179.513	180.508	182.187	198.252
Home equity loans.....		522120-103	12/03	257.100	267.093	280.309	278.566	295.447
Commercial, industrial, and agricultural loans, except real estate.....		522120-105	12/03	178.999	192.343	203.256	212.212	220.607
New and used auto and truck loans.....		522120-106	12/03	83.701	85.362	85.482	83.281	86.911
Credit cards, overdraft credit, and related plans.....		522120-109	12/11	110.339	116.265	116.928	117.434	125.190
Other loan services.....		522120-111	12/03	89.548	90.958	90.979	92.847	90.306
Deposit services.....		522120-2	12/03	110.291	107.164	103.488	97.567	88.731
Demand deposits.....		522120-201	12/11	88.895	91.663	90.444	91.578	90.549
Time and other deposits.....		522120-202	12/11	157.138	150.712	144.824	134.187	119.327
Trusts and other banking services.....		522120-3	12/03	163.707	163.707	170.830	170.830	170.830
Security, commodity contracts and like activity.....	523		12/03	211.352	220.710	223.051	226.153	239.377
Securities and commodity contracts intermediation and brokerage.....	5231		06/00	147.610	158.008	159.956	172.225	192.339
Investment banking and securities dealing.....	52311		12/03	297.471	313.739	319.944	346.580	382.586
Investment banking and securities dealing.....	523110		12/03	295.427	311.584	317.746	344.199	379.957
Primary services.....		523110-P	12/03	314.664	331.873	338.436	366.612	404.699
Dealer transactions.....		523110-2	06/00	113.291	112.305	107.711	116.414	123.397
Dealer transactions, equity securities.....		523110-201	06/05	120.643	119.625	115.533	130.634	139.675
Dealer transactions, debt securities and all other trading.....		523110-202	06/00	140.811	139.518	132.118	130.612	135.900
Investment banking services.....		523110-3	06/00	255.405	242.739	256.863	257.011	255.676
Other securities dealing services.....		523110-4	12/03	721.325	1,079.348	1,076.412	1,368.956	1,823.642
Securities brokerage.....	52312		12/03	90.388	99.282	99.246	105.727	120.485
Securities brokerage.....	523120		12/03	90.341	99.231	99.195	105.673	120.423
Primary services.....		523120-P	12/03	89.705	98.531	98.496	104.928	119.575
Brokerage services.....		523120-1	06/00	54.501	54.312	54.383	53.700	53.700
Brokerage services, equities and ETFs.....		523120-101	06/00	46.338	46.077	46.161	45.222	45.222
Brokerage services, all other securities.....		523120-102	06/00	74.447	74.447	74.482	74.482	74.482
Other securities related services including margin lending and mutual fund sales.....		523120-4	06/00	115.294	132.146	132.009	144.830	172.481
Portfolio management.....	52392		12/03	277.634	283.849	288.333	283.361	288.061
Portfolio management.....	523920		06/02	274.056	280.192	284.617	279.710	284.350

See footnotes at end of table.

Table 11. Producer price indexes for net output of selected industries and their products, not seasonally adjusted — Continued
 [November 2022]

Title ¹	Industry code	Product code	Index base	Unadjusted index ²				
				July 2022	Aug. 2022 ^P	Sept. 2022 ^P	Oct. 2022 ^P	Nov. 2022 ^P
Portfolio management - Continued								
Primary services.....		523920-P	06/02	289.262	295.738	300.409	295.229	300.126
Mutual fund and exchange traded fund management.....		523920-1	06/02	358.248	372.652	388.894	383.914	391.114
Management of equity funds.....		523920-101	01/17	171.236	182.245	196.200	193.383	199.539
Management of bond funds.....		523920-102	01/17	105.630	107.046	105.941	103.994	103.328
Management of other funds.....		523920-103	01/17	99.485	99.625	99.810	99.534	99.822
Private portfolio management.....		523920-2	06/02	255.388	257.664	256.152	250.805	254.518
Management of equity private portfolios.....		523920-201	01/17	125.645	127.853	126.423	118.358	122.706
Management of bond private portfolios.....		523920-202	01/17	100.843	101.121	100.776	99.909	99.201
Management of other private portfolios.....		523920-203	01/17	118.789	118.716	118.850	123.680	123.443
Investment advice.....	52393		12/03	210.664	226.227	218.686	200.592	207.001
Investment advice.....	523930		12/03	210.613	226.173	218.634	200.544	206.951
Primary services.....		523930-P	06/02	214.897	230.773	223.081	204.623	211.161
Investment advisory services.....		523930-1	06/02	214.897	230.773	223.081	204.623	211.161
Insurance carriers and related activities.....	524		12/03	146.449	146.601	146.842	146.880	146.930
Insurance carriers.....	5241		12/03	147.056	147.212	147.460	147.499	147.521
Direct life/health/medical insurance carriers.....	52411		12/03	152.428	152.524	152.601	152.595	152.591
Direct life insurance carriers.....	524113		12/98	118.797	118.795	118.941	118.907	118.895
Primary services.....		524113-P	12/98	118.581	118.580	118.725	118.691	118.679
Life insurance policies.....		524113-1	12/98	113.208	113.208	113.211	113.273	113.274
Individual life insurance policies.....		524113-101	12/98	121.590	121.590	121.594	121.603	121.605
Term life insurance policies.....		524113-10101	12/98	112.418	112.419	112.421	112.416	112.417
Whole life insurance policies.....		524113-10102	12/98	130.165	130.165	130.165	130.159	130.159
Universal life insurance policies.....		524113-10103	12/98	118.281	118.283	118.296	118.353	118.357
Variable-universal and other individual life insurance policies.....		524113-10105	12/17	103.102	103.102	103.102	103.102	103.102
Group life insurance policies.....		524113-102	12/98	92.323	92.323	92.323	92.544	92.544
Annuities.....		524113-2	12/98	150.929	150.917	151.715	151.268	151.196
Variable deferred annuities.....		524113-201	12/98	187.892	187.892	187.892	186.743	186.743
Fixed-rate deferred annuities.....		524113-202	12/98	114.286	114.307	116.796	117.264	117.299
Immediate annuities.....		524113-203	12/98	133.698	133.467	131.844	131.450	130.466
Disability insurance policies.....		524113-3	06/06	102.704	102.704	102.704	102.704	102.704
Direct health and medical insurance carriers.....	524114		12/02	194.100	194.266	194.315	194.325	194.325
Primary services.....		524114-P	12/02	197.048	197.220	197.270	197.280	197.280
Medical service plans.....		524114-1	12/02	205.974	206.159	206.213	206.223	206.223
Comprehensive medical service plans.....		524114-101	12/02	209.881	209.918	209.945	209.951	209.951
Group managed care medical service plans.....		524114-10101	12/02	210.306	210.314	210.356	210.365	210.365
Group fee-for-service medical service plans.....		524114-10102	12/02	184.787	185.671	185.671	185.671	185.671
Individual comprehensive medical service plans.....		524114-10103	12/02	314.730	314.730	314.730	314.730	314.730
Non-comprehensive medical service plans.....		524114-103	06/07	127.666	128.357	128.499	128.525	128.525
Dental service plans.....		524114-10301	12/02	134.805	134.812	134.917	134.977	134.977
Supplemental Medicare service plans.....		524114-10302	12/02	159.787	162.507	162.890	162.890	162.890
Other medical service plans.....		524114-10303	12/02	169.239	169.239	169.239	169.239	169.239
Indemnity health insurance plans.....		524114-2	12/02	114.052	114.058	114.058	114.058	114.058
Other direct insurance carriers.....	52412		12/98	160.211	160.528	161.190	161.337	161.419
Direct property and casualty insurers.....	524126		06/98	160.329	160.645	161.309	161.456	161.537
Primary services.....		524126-P	06/98	160.465	160.782	161.446	161.593	161.675
Private passenger auto insurance.....		524126-1	06/98	191.931	192.408	192.697	193.826	194.025
Homeowner's insurance.....		524126-2	06/98	218.751	219.043	220.359	218.399	219.074
Commercial auto insurance.....		524126-3	06/98	126.472	126.472	127.906	127.832	128.096
Non-auto liability insurance.....		524126-4	06/98	123.912	124.674	124.739	124.691	124.691
Medical malpractice insurance.....		524126-402	06/98	115.089	115.089	115.089	114.386	114.386
Product and other non-auto liability insurance.....		524126-403	06/98	125.661	126.599	126.679	126.783	126.783
Commercial multiple peril insurance.....		524126-5	06/98	140.820	141.190	143.266	143.266	143.266
Worker's compensation insurance.....		524126-6	06/98	89.211	89.105	90.338	90.338	89.441
Other property and casualty insurance.....		524126-7	12/03	118.362	118.364	118.426	118.283	118.283
Insurance agencies and brokerages.....	52421		12/03	113.224	113.224	113.275	113.275	113.433
Insurance agencies and brokerages.....	524210		12/02	117.231	117.231	117.284	117.284	117.447
Primary services.....		524210-P	12/02	117.976	117.976	118.032	118.032	118.032
Sale of property and casualty insurance.....		524210-1	12/02	118.953	118.953	119.051	119.051	119.051
Sale of personal property and casualty insurance.....		524210-101	06/09	115.211	115.211	115.260	115.260	115.260
Sale of private passenger auto insurance.....		524210-10101	12/02	118.906	118.906	118.977	118.977	118.977
Sale of homeowner's insurance.....		524210-10102	12/02	124.271	124.271	124.271	124.271	124.271
Sale of other personal property and casualty insurance.....		524210-10103	06/09	101.437	101.437	101.469	101.469	101.469
Sale of commercial property and casualty insurance.....		524210-102	12/02	120.126	120.126	120.272	120.272	120.272
Sale of life insurance and annuities.....		524210-2	12/02	106.758	106.758	106.758	106.758	106.758

See footnotes at end of table.

Table 11. Producer price indexes for net output of selected industries and their products, not seasonally adjusted — Continued
 [November 2022]

Title ¹	Industry code	Product code	Index base	Unadjusted index ²				
				July 2022	Aug. 2022 ^P	Sept. 2022 ^P	Oct. 2022 ^P	Nov. 2022 ^P
Insurance agencies and brokerages - Continued								
Sale of health and medical insurance.....		524210-3	12/02	133.188	133.188	133.188	133.188	133.188
Sale of other insurance.....		524210-4	12/02	103.231	103.231	103.209	103.209	103.209
Lessors of nonresidential buildings (except miniwarehouses).....	53112		12/03	131.037	138.358	140.395	137.548	136.718
Lessors of nonresidential buildings.....	531120		12/95	153.304	161.868	164.251	160.921	159.949
Primary services.....		531120-P	12/95	148.971	157.294	159.610	156.373	155.429
Leasing of shopping centers and retail stores.....		531120-1	12/95	129.846	142.786	148.956	144.425	140.065
Leasing of professional and office buildings.....		531120-2	12/95	165.480	171.963	170.964	170.668	171.181
Leasing of manufacturing and industrial buildings.....		531120-3	12/95	136.875	137.102	136.946	136.972	137.097
Leasing of other nonresidential buildings and facilities.....		531120-7	12/02	152.609	157.442	161.706	144.274	151.513
Lessors of miniwarehouse and self storage units.....	53113		12/03	185.875	189.809	192.605	194.179	194.720
Miniwarehouse and self-storage unit operators.....	531130		12/03	185.864	189.798	192.593	194.168	194.709
Primary services.....		531130-P	06/93	282.447	288.424	292.672	295.064	295.887
Miniwarehouse and self-storage unit operation.....		531130-1	06/93	282.447	288.424	292.672	295.064	295.887
Offices of real estate agents and brokers.....	5312		12/03	184.663	186.481	186.652	185.973	185.973
Offices of real estate agents and brokers.....	53121		12/03	184.663	186.481	186.652	185.973	185.973
Offices of real estate agents and brokers.....	531210		12/03	184.544	186.360	186.531	185.853	185.853
Primary services.....		531210-P	12/03	184.566	186.383	186.554	185.876	185.876
Real estate brokerage, residential property sales and leases.....		531210-1	12/95	254.841	257.761	258.003	256.848	256.848
Real estate brokerage, nonresidential property sales and leases including land sales and leases.....		531210-6	12/06	144.967	145.318	145.437	145.474	145.474
Real estate brokerage, nonresidential property sales including land sales.....		531210-601	12/09	164.138	164.897	165.087	164.918	164.918
Real estate brokerage, nonresidential property leases including land leases.....		531210-602	12/09	128.882	128.867	128.924	129.147	129.147
Real estate property managers.....	53131		12/03	125.925	125.484	126.246	127.357	127.914
Residential property managers.....	531311		12/03	138.734	139.201	139.976	139.185	140.005
Primary services.....		531311-P	12/03	140.777	141.250	142.037	141.235	142.066
Residential property management services.....		531311-1	12/95	147.053	147.548	148.370	147.532	148.400
Nonresidential property managers.....	531312		12/03	104.993	102.944	103.692	108.173	108.274
Primary services.....		531312-P	12/03	104.993	102.944	103.692	108.173	108.274
Nonresidential property management services.....		531312-1	12/95	116.574	114.299	115.130	120.106	120.218
Offices of real estate appraisers.....	531320		12/03	118.430	118.206	117.769	118.422	116.870
Primary services.....		531320-P	12/03	120.279	120.051	119.608	120.271	118.694
Real estate appraisal services.....		531320-1	12/95	128.558	128.315	127.841	128.549	126.864
Automotive equipment rental and leasing.....	5321		06/01	164.852	165.356	156.528	161.948	156.127
Passenger car rental and leasing.....	53211		12/03	154.555	154.300	142.827	149.898	141.597
Passenger car rental.....	532111		12/91	226.851	226.478	209.637	220.015	207.831
Primary services.....		532111-P	12/91	225.691	225.319	208.564	218.889	206.768
Standard passenger car rental.....		532111-2	12/91	222.171	221.472	199.748	212.711	197.495
Passenger car rental for business travel.....		532111-211	12/98	101.870	101.039	95.769	97.345	92.818
Passenger car rental for leisure travel.....		532111-221	12/98	231.699	231.396	204.829	221.988	204.077
Replacement passenger car rental.....		532111-3	12/91	265.470	266.404	268.248	268.865	268.135
Truck, utility trailer and RV rental and leasing.....	53212		12/03	139.894	141.908	141.383	141.645	142.902
Truck, utility trailer, and RV rental and leasing.....	532120		06/91	160.599	162.899	162.298	162.600	164.037
Primary services.....		532120-P	06/91	156.718	159.387	158.725	159.017	160.621
Rental of trucks, truck trailers, RVs.....		532120-1	06/91	172.289	174.740	172.518	173.356	175.926
Leasing of trucks, truck trailers, and RVs.....		532120-4	06/91	139.521	142.187	142.494	142.444	143.387
Other receipts.....		532120-SM	06/91	178.847	178.558	178.396	178.750	179.005
Other heavy machinery rental and leasing.....	532412		12/03	129.184	131.407	132.026	135.920	136.506
Primary services.....		532412-P	12/03	115.452	118.861	118.860	118.869	118.940
Construction equipment rental and leasing.....		532412-1	12/03	122.585	127.856	127.855	127.868	127.978
Oilfield and well drilling equipment rental and leasing.....		532412-2	12/03	99.554	99.554	99.554	99.554	99.554
Other receipts.....		532412-SM	12/03	184.370	184.732	186.709	199.133	200.865
Legal services.....	5411		12/96	255.556	255.959	256.885	257.431	257.199
Offices of lawyers.....	54111		12/96	255.556	255.959	256.885	257.431	257.199
Offices of lawyers.....	541110		12/96	255.556	255.959	256.885	257.431	257.199
Primary services.....		541110-P	12/96	254.773	255.175	256.098	256.643	256.412
Labor and employment legal services.....		541110-A	12/14	120.992	121.307	121.386	121.851	121.393
Criminal legal services.....		541110-B	12/14	100.847	100.847	100.847	100.847	100.847
Other legal services.....		541110-C	12/14	117.981	117.981	119.060	119.060	119.060
Real estate legal services.....		541110-2	12/96	244.622	244.456	244.456	245.886	244.961
Civil negligence legal services.....		541110-3	12/96	194.872	195.265	195.732	195.684	195.789
Defendant representation.....		541110-301	12/96	252.801	252.647	252.545	252.443	252.666

See footnotes at end of table.

Table 11. Producer price indexes for net output of selected industries and their products, not seasonally adjusted — Continued
 [November 2022]

Title ¹	Industry code	Product code	Index base	Unadjusted index ²				
				July 2022	Aug. 2022 ^P	Sept. 2022 ^P	Oct. 2022 ^P	Nov. 2022 ^P
Offices of lawyers - Continued								
Plaintiff representation.....		541110-302	12/96	130.957	131.758	132.645	132.645	132.645
Wills, estate planning, and probate.....		541110-6	12/96	222.320	222.320	234.820	234.820	234.820
Business and commercial legal services.....		541110-9	12/14	144.791	145.155	145.192	145.610	145.482
Tax legal services.....		541110-901	12/14	151.918	151.930	151.978	151.846	151.822
Intellectual property legal services.....		541110-902	12/14	141.783	138.553	138.553	140.352	140.863
Bankruptcy and other business and commercial legal services.....		541110-903	12/14	144.903	145.898	145.941	146.154	145.912
Offices of certified public accountants.....	541211		12/03	128.906	131.999	133.336	133.834	134.371
Primary services.....		541211-P	12/03	131.182	134.579	136.027	136.635	137.225
Other accounting services.....		541211-A	12/08	105.591	114.243	115.036	118.118	118.301
Financial auditing.....		541211-4	06/95	159.647	163.483	166.139	165.792	166.413
Tax preparation and planning.....		541211-5	06/95	173.790	175.269	176.961	177.206	178.365
Bookkeeping and compilation.....		541211-9	12/08	133.241	133.506	133.525	133.315	133.575
Other accounting services.....	541219		12/03	147.253	149.110	148.161	149.006	149.006
Primary services.....		541219-P	12/03	147.403	149.262	148.312	149.158	149.158
Other accounting services (non-CPA firms).....		541219-1	12/03	147.403	149.262	148.312	149.158	149.158
Architectural, engineering and related services.....	5413		12/96	183.310	183.935	183.981	184.291	184.901
Architectural services.....	54131		12/03	124.165	124.192	124.197	124.448	124.715
Architectural services.....	541310		12/96	149.929	149.963	149.968	150.271	150.594
Primary services.....		541310-P	12/96	153.033	153.071	153.078	153.422	153.790
Residential building projects.....		541310-1	12/96	174.345	174.345	174.345	175.490	175.490
Nonresidential building projects.....		541310-7	12/10	111.187	111.218	111.224	111.381	111.713
Commercial and industrial building projects.....		541310-71	09/19	102.589	102.647	102.705	102.786	102.871
Institutional building projects.....		541310-72	09/19	105.493	105.507	105.478	105.698	106.221
Other architectural services, incl. historic restoration & architectural consulting services.....		541310-8	12/10	142.712	142.849	142.849	142.849	142.849
Engineering services.....	54133		12/03	150.468	151.043	151.084	151.333	151.857
Engineering services.....	541330		12/96	189.953	190.679	190.732	191.045	191.707
Primary services.....		541330-P	12/96	191.434	192.171	192.220	192.588	193.306
Building related engineering projects.....		541330-1	12/96	172.124	172.272	172.287	172.546	173.444
Residential building engineering projects.....		541330-101	12/09	108.162	108.526	108.526	108.526	108.526
Commercial, public, and institutional building engineering projects.....		541330-102	12/09	128.258	128.538	128.581	128.617	131.184
Industrial and manufacturing plant and process engineering projects.....		541330-103	12/09	121.448	121.448	121.448	121.714	121.714
Non-building related engineering projects.....		541330-2	12/96	203.150	204.356	204.433	204.883	205.435
Transportation engineering projects.....		541330-201	12/09	130.750	130.781	130.884	131.606	132.156
Highway and roadway engineering projects.....		541330-20101	12/09	126.497	126.556	126.742	127.752	128.131
Other transportation engineering projects, including mass transit engineering projects.....		541330-20102	12/09	136.782	136.775	136.768	137.108	137.887
Municipal utility and power generation and distribution engineering projects.....		541330-202	12/09	136.626	136.567	136.624	136.992	137.703
All other non-building related engineering projects.....		541330-203	12/09	147.199	149.248	149.268	149.290	149.287
Other receipts.....		541330-SM	12/96	176.731	177.363	177.440	177.322	177.544
Management and technical consulting services.....	5416		06/06	128.166	128.063	127.607	126.436	126.651
Management consulting services.....	54161		06/06	128.167	128.064	127.608	126.436	126.652
Management consulting services.....	541610		06/06	128.173	128.070	127.614	126.443	126.658
Primary services.....		541610-P	06/06	128.302	128.199	127.743	126.570	126.786
Administrative and general management consulting services.....		541610-1	06/06	147.673	147.642	147.103	145.813	145.878
Marketing consulting services.....		541610-3	06/06	67.322	67.322	67.322	67.322	67.322
Process, physical distribution and logistics consulting services.....		541610-4	06/06	111.097	109.877	109.749	107.462	108.131
Human resources consulting services.....		541610-5	06/06	108.890	109.437	108.602	108.533	109.548
Other management consulting services.....		541610-8	06/06	92.991	93.144	93.429	92.670	92.931
Advertising agencies.....	54181		12/03	123.208	123.101	123.114	123.126	123.188
Advertising agencies.....	541810		06/95	149.355	149.225	149.241	149.257	149.331
Primary services.....		541810-P	06/95	152.330	152.183	152.201	152.218	152.303
Advertising agency services.....		541810-4	09/21	108.697	108.592	108.605	108.617	108.678
Advertising creative services billed separately.....		541810-401	06/95	141.780	141.780	141.595	141.595	141.662
Advertising placement services, including bundled placement and creative services.....		541810-402	06/95	162.085	161.871	161.958	161.983	162.085
Other advertising services billed separately.....		541810-403	12/08	102.598	102.598	102.598	102.598	102.598
Other receipts.....		541810-SM	06/95	129.192	129.192	129.192	129.192	129.192
Employment services.....	5613		12/96	158.826	158.973	159.218	159.516	159.357
Employee leasing services.....	56133		12/03	130.266	130.394	130.394	130.394	130.583
Professional employer organizations.....	561330		12/03	130.266	130.394	130.394	130.394	130.583
Primary services.....		561330-P	06/94	168.483	168.650	168.650	168.650	168.895
Co-employment staffing.....		561330-1	06/94	168.483	168.650	168.650	168.650	168.895

See footnotes at end of table.

Table 11. Producer price indexes for net output of selected industries and their products, not seasonally adjusted — Continued
 [November 2022]

Title ¹	Industry code	Product code	Index base	Unadjusted index ²				
				July 2022	Aug. 2022 ^P	Sept. 2022 ^P	Oct. 2022 ^P	Nov. 2022 ^P
Professional employer organizations - Continued								
Staffing services (except PEOs).....	56138		12/10	134.803	134.922	135.265	135.681	135.333
Staffing services (except PEOs).....	561380		12/10	134.792	134.912	135.255	135.670	135.323
Primary services.....		561380-P	12/10	135.603	135.727	136.080	136.507	136.147
Temporary help services.....		561380-1	06/94	177.908	178.177	178.399	178.481	178.333
Temporary help services, office and clerical.....		561380-101	06/94	181.873	181.476	182.682	182.425	182.534
Temporary help services, light and heavy industrial.....		561380-102	06/94	177.765	178.365	178.923	178.325	178.692
Temporary help services, technical and professional.....		561380-103	06/94	98.169	99.737	100.067	100.921	101.899
Temporary help services, medical.....		561380-104	06/94	237.163	227.068	224.420	221.611	211.367
Temporary help services, other.....		561380-105	06/94	179.777	182.117	181.655	181.902	183.657
Employment placement services.....		561380-2	12/03	141.160	139.724	142.856	144.191	142.959
Executive search services.....		561380-3	12/06	100.509	102.069	100.603	107.008	103.144
Travel agencies.....	56151		12/03	103.323	103.295	102.353	102.837	103.004
Travel agencies.....	561510		12/89	115.757	115.726	114.668	115.212	115.400
Primary services.....		561510-P	12/89	114.845	114.810	113.659	114.251	114.456
Flight bookings.....		561510-1	12/89	93.818	93.976	93.680	92.800	93.180
Domestic flight bookings.....		561510-111	12/89	85.348	85.398	85.457	86.111	86.111
International flight bookings.....		561510-112	12/89	73.731	73.913	73.478	71.885	72.398
Other travel agency services, except flight bookings.....		561510-2	12/89	165.349	165.161	163.020	164.894	165.029
Hotel and car rental bookings.....		561510-211	12/89	169.234	168.162	167.783	167.183	167.937
Hotel bookings.....		561510-2111	12/11	104.509	103.694	103.622	104.429	104.774
Car rental bookings.....		561510-2112	12/11	127.266	127.213	126.129	119.862	121.024
Cruise and tour bookings.....		561510-222	06/02	103.287	103.398	97.953	103.249	103.176
Cruise bookings.....		561510-2221	12/11	103.978	105.954	103.273	100.765	100.559
Packaged tour bookings.....		561510-2222	12/11	96.360	95.499	88.972	97.966	97.966
All other travel agency services.....		561510-233	06/02	126.570	126.570	126.570	126.570	126.570
Security guards and patrol services.....	561612		12/04	146.956	146.860	150.599	151.010	150.936
Primary services.....		561612-P	12/04	146.778	146.682	150.416	150.827	150.754
Security guard services.....		561612-1	12/04	146.778	146.682	150.416	150.827	150.754
Janitorial services.....	56172		12/03	135.120	135.016	135.000	135.242	135.199
Janitorial services.....	561720		12/94	159.838	159.715	159.695	159.982	159.931
Primary services.....		561720-P	12/94	160.774	160.646	160.625	160.927	160.873
Janitorial cleaning services.....		561720-5	12/94	160.774	160.646	160.625	160.927	160.873
Nonresidential cleaning services.....		561720-51	06/03	133.209	133.091	133.071	133.349	133.300
Residential cleaning services.....		561720-52	06/03	166.937	166.937	166.937	166.937	166.937
Waste collection.....	5621		12/03	166.894	168.097	169.251	171.255	171.487
Waste collection.....	56211		12/03	166.895	168.098	169.252	171.256	171.487
Solid waste collection.....	562111		12/03	166.915	168.119	169.273	171.277	171.509
Primary services.....		562111-P	06/93	229.359	231.102	232.566	235.388	235.713
Solid waste collection services.....		562111-2	06/93	229.359	231.102	232.566	235.388	235.713
Offices of physicians.....	6211		12/96	142.917	142.999	143.128	143.610	143.921
Offices of physicians.....	62111		12/96	142.917	142.999	143.128	143.610	143.921
Offices of physicians, except mental health.....	621111		12/93	154.017	154.105	154.244	154.764	155.099
Primary services.....		621111-P	12/93	154.735	154.826	154.971	155.511	155.765
One and two physician practices and single specialty group practices.....		621111-4	12/93	149.242	149.357	149.468	149.744	150.077
General/family practice.....		621111-411	12/93	161.822	161.822	161.822	164.340	164.443
Internal medicine.....		621111-412	12/99	135.445	135.687	135.687	135.687	136.538
General surgery and other surgical specialties.....		621111-413	12/99	117.739	117.863	117.863	117.731	117.832
Pediatrics.....		621111-414	12/93	245.400	245.400	245.400	245.400	245.400
Obstetrics/gynecology.....		621111-415	12/93	145.340	145.340	146.967	146.967	146.967
Other specialty.....		621111-419	12/99	128.362	128.362	128.362	128.362	128.362
Multispecialty group practice.....		621111-5	12/93	179.326	179.349	179.607	181.005	181.021
Offices of dentists.....	6212		06/10	127.180	127.180	128.011	127.816	127.816
Offices of dentists.....	62121		06/10	127.180	127.180	128.011	127.816	127.816
Offices of dentists.....	621210		06/10	127.183	127.183	128.014	127.819	127.819
Primary services.....		621210-P	06/10	127.351	127.351	128.188	127.992	127.992
Dental visits and consultations.....		621210-1	06/10	142.011	142.011	142.576	142.061	142.061
Private insurance patients: dental visits and consultations.....		621210-11	06/14	129.598	129.598	130.499	129.677	129.677
Medicare, Medicaid and all other patients: dental visits and consultations.....		621210-12	06/14	130.850	130.850	130.850	130.850	130.850
Dental surgical intervention services.....		621210-2	06/10	116.378	116.378	116.354	116.183	116.183
Private insurance patients: dental surgical intervention services.....		621210-21	06/14	113.720	113.720	113.720	113.436	113.436
Medicare, Medicaid and all other patients: dental surgical intervention services..		621210-22	06/14	110.408	110.408	110.352	110.352	110.352
Dental non-surgical intervention services.....		621210-3	06/10	121.424	121.424	122.710	122.710	122.710

See footnotes at end of table.

Table 11. Producer price indexes for net output of selected industries and their products, not seasonally adjusted — Continued
 [November 2022]

Title ¹	Industry code	Product code	Index base	Unadjusted index ²				
				July 2022	Aug. 2022 ^P	Sept. 2022 ^P	Oct. 2022 ^P	Nov. 2022 ^P
Offices of dentists - Continued								
Private insurance patients: dental non-surgical intervention services.....		621210-31	06/14	109.451	109.451	110.462	110.462	110.462
Medicare, Medicaid and all other patients: dental non-surgical intervention services.....		621210-32	06/14	118.808	118.808	120.270	120.270	120.270
Medical and diagnostic laboratories.....	6215		12/03	103.321	103.323	103.323	103.295	102.740
Medical and diagnostic laboratories.....	62151		12/03	103.321	103.323	103.323	103.295	102.740
Medical laboratories.....	621511		12/03	101.025	101.029	101.029	100.984	100.115
Primary services.....		621511-P	06/94	120.186	120.191	120.191	120.137	119.104
Medical laboratory services.....		621511-2	06/94	120.186	120.191	120.191	120.137	119.104
Medicare patients.....		621511-23	06/14	77.416	77.416	77.416	77.416	77.416
Medicaid patients.....		621511-24	06/14	95.850	95.885	95.885	95.946	95.946
Private insurance patients.....		621511-25	06/14	98.866	98.868	98.868	98.784	97.323
All other patients.....		621511-26	06/14	102.144	102.144	102.144	102.144	102.144
Diagnostic imaging centers.....	621512		12/03	106.156	106.156	106.156	106.156	106.156
Primary services.....		621512-P	06/94	111.388	111.388	111.388	111.388	111.388
Diagnostic imaging services.....		621512-4	06/94	111.388	111.388	111.388	111.388	111.388
Medicare and Medicaid patients.....		621512-41	06/14	91.573	91.573	91.573	91.573	91.573
Private insurance and all other patients.....		621512-42	06/14	102.690	102.690	102.690	102.690	102.690
Home health care services.....	6216		12/96	153.559	153.612	153.619	155.611	155.620
Home health care services.....	62161		12/96	153.559	153.612	153.619	155.611	155.620
Home health care services.....	621610		12/96	153.618	153.672	153.679	155.671	155.680
Primary services.....		621610-P	12/96	147.885	147.938	147.945	149.893	149.893
Medicare and Medicaid patients.....		621610-3	12/03	125.756	125.813	125.821	127.479	127.479
Medicare patients.....		621610-31	12/96	138.549	138.549	138.549	140.343	140.343
Medicaid patients.....		621610-32	12/03	133.940	134.065	134.081	135.879	135.879
Private insurance and all other patients.....		621610-4	12/03	141.619	141.619	141.619	143.476	143.476
Private insurance patients.....		621610-41	06/14	105.874	105.874	105.874	105.874	105.874
All other patients.....		621610-42	06/14	138.263	138.263	138.263	140.959	140.959
Other receipts.....		621610-SM	12/96	283.916	283.916	283.916	286.292	286.678
All other ambulatory health care services.....	62199		06/06	124.977	125.914	126.057	126.072	127.381
Blood and organ banks.....	621991		06/06	124.972	125.909	126.052	126.066	127.376
Primary services.....		621991-P	06/06	123.569	124.490	124.634	124.649	125.979
Human blood services.....		621991-1	06/06	112.487	113.362	113.575	113.710	113.776
Human red blood and whole blood services.....		621991-12	06/06	110.785	111.924	112.139	112.232	112.214
Human blood plasma services.....		621991-13	06/06	110.633	110.742	111.038	111.191	111.384
Human blood platelet and other blood services.....		621991-14	06/06	128.492	130.041	129.958	130.335	130.569
Human organ, bone, tissue, and other bank services.....		621991-2	06/06	170.043	171.151	170.982	170.462	177.401
Other receipts.....		621991-SM	06/06	143.305	144.645	144.689	144.620	144.118
Hospitals.....	622		12/92	223.947	223.856	223.691	224.652	224.577
General medical and surgical hospitals.....	6221		12/03	162.590	162.505	162.437	163.236	163.165
General medical and surgical hospitals.....	62211		12/03	162.563	162.478	162.411	163.209	163.138
General medical and surgical hospitals.....	622110		12/92	224.399	224.281	224.188	225.291	225.192
Primary services.....		622110-P	12/92	231.524	231.397	231.296	232.487	232.381
Certain infectious and parasitic diseases.....		622110-201	06/08	131.056	131.056	131.056	132.973	132.973
Neoplasms.....		622110-202	12/17	121.197	121.896	121.711	121.304	121.304
Diseases of the blood & blood-forming organs & certain disorders involving the immune mechanism.....		622110-203	12/17	116.817	116.817	116.817	122.945	122.945
Endocrine, nutritional and metabolic diseases.....		622110-204	12/17	110.046	109.762	109.762	109.967	108.905
Mental and behavioural disorders.....		622110-205	12/17	136.337	132.928	132.928	133.395	133.395
Diseases of the nervous system.....		622110-206	12/17	109.265	109.279	108.915	111.223	111.223
Diseases of the circulatory system.....		622110-209	06/08	130.089	130.470	130.472	132.087	132.402
Diseases of the respiratory system.....		622110-210	12/17	111.351	111.559	111.559	111.764	111.764
Diseases of the digestive system.....		622110-211	06/08	144.082	143.966	144.052	145.073	144.493
Diseases of the skin and subcutaneous tissue.....		622110-212	06/08	113.678	114.200	114.200	115.160	115.160
Diseases of the musculoskeletal system and connective tissue.....		622110-213	06/08	149.061	147.143	146.710	147.820	147.514
Diseases of the genitourinary system.....		622110-214	12/17	106.565	106.686	106.686	107.181	107.398
Pregnancy, childbirth and the puerperium.....		622110-215	06/08	166.871	166.774	167.355	167.331	167.771
Certain conditions originating in the perinatal period.....		622110-216	06/08	139.929	139.929	139.929	140.400	140.400
Symptoms, signs and abnormal clinical and laboratory findings, not elsewhere classified.....		622110-218	12/17	113.783	114.019	114.019	113.149	113.149
Injury, poisoning and certain other consequences of external causes.....		622110-219	12/17	108.973	108.973	108.973	108.973	108.973
Factors influencing health status and contact with health services.....		622110-221	12/17	119.918	119.957	119.957	120.873	120.873
Other diseases.....		622110-223	12/17	110.517	111.858	111.858	111.813	111.813
Psychiatric and substance abuse hospitals.....	6222		12/03	168.055	168.103	168.067	167.963	168.426

See footnotes at end of table.

Table 11. Producer price indexes for net output of selected industries and their products, not seasonally adjusted — Continued
 [November 2022]

Title ¹	Industry code	Product code	Index base	Unadjusted index ²				
				July 2022	Aug. 2022 ^P	Sept. 2022 ^P	Oct. 2022 ^P	Nov. 2022 ^P
Psychiatric and substance abuse hospitals - Continued								
Psychiatric and substance abuse hospitals.....	62221		12/03	168.055	168.103	168.067	167.963	168.426
Psychiatric and substance abuse hospitals.....	622210		12/92	197.980	198.036	197.993	197.870	198.416
Primary services.....		622210-P	12/92	197.970	198.027	197.984	197.861	198.407
Psychiatric hospitals.....		622210-3	12/92	203.987	204.051	204.003	203.869	204.485
Medicare patients: psychiatric hospitals.....		622210-31	06/14	120.002	120.779	120.433	119.476	121.801
Medicaid patients: psychiatric hospitals.....		622210-32	06/14	151.055	150.969	150.969	150.969	151.812
Private insurance and all other patients: psychiatric hospitals.....		622210-33	06/14	128.673	128.659	128.659	128.659	128.659
Other specialty hospitals.....	6223		12/03	167.980	168.269	166.920	165.900	165.902
Other specialty hospitals.....	62231		12/03	167.980	168.269	166.920	165.900	165.902
Other specialty hospitals.....	622310		12/92	251.823	252.256	250.235	248.706	248.710
Primary services.....		622310-P	12/92	289.576	290.114	287.600	287.453	287.458
Specialty, except psychiatric and substance abuse, hospitals.....		622310-6	12/92	289.576	290.114	287.600	287.453	287.458
Medicare patients.....		622310-61	06/14	116.619	116.270	113.531	112.878	112.885
Medicaid patients.....		622310-62	06/14	106.793	106.988	108.309	109.116	109.116
Private insurance and all other patients.....		622310-63	06/14	112.114	112.592	112.106	112.203	112.203
Nursing care facilities.....	6231		12/03	167.520	168.732	169.051	170.420	170.710
Nursing care facilities.....	62311		12/03	167.519	168.731	169.051	170.420	170.709
Nursing care facilities.....	623110		12/94	254.149	255.988	256.472	258.549	258.989
Primary services.....		623110-P	12/94	255.108	257.018	257.521	259.679	260.136
Medicare and Medicaid patients.....		623110-1	12/94	244.431	244.771	245.540	247.904	248.315
Medicaid patients.....		623110-101	06/12	138.031	138.338	139.033	139.011	139.382
Medicare patients.....		623110-102	06/12	116.195	116.195	116.195	119.223	119.223
Private insurance and all other patients.....		623110-3	12/94	273.109	277.206	277.350	279.251	279.777
Private insurance patients.....		623110-301	06/14	106.720	106.720	106.720	106.720	106.720
All other patients.....		623110-302	06/14	126.857	129.106	129.185	130.229	130.518
Residential developmental disability homes.....	62321		12/03	208.882	209.256	209.126	209.543	209.617
Residential developmental disability homes.....	623210		12/03	208.874	209.249	209.119	209.535	209.610
Primary services.....		623210-P	12/03	210.605	210.996	210.860	211.222	211.299
Residential intellectual and developmental disability services.....		623210-1	12/03	210.605	210.996	210.860	211.222	211.299
Medicaid patients.....		623210-11	06/14	140.476	140.794	140.684	140.978	141.041
Non-Medicaid patients.....		623210-12	06/14	126.098	126.098	126.098	126.098	126.098
Amusement and theme parks.....	7131		06/06	201.444	200.045	202.160	205.851	209.139
Amusement and theme parks.....	71311		06/06	201.131	199.734	201.845	205.531	208.814
Amusement and theme parks.....	713110		06/06	201.124	199.727	201.839	205.523	208.806
Primary services.....		713110-P	06/06	196.555	194.919	197.140	201.494	205.019
Amusement and theme park admissions.....		713110-1	06/06	208.252	205.449	210.329	216.516	222.189
Amusement and theme park food and beverage sales.....		713110-2	06/06	195.849	195.557	195.832	195.727	195.727
Amusement and theme park merchandise sales, games, and other services.....		713110-3	06/06	154.272	154.646	151.407	154.553	155.271
Other receipts.....		713110-SM	06/06	250.939	252.094	253.046	249.589	250.292
Golf courses and country clubs.....	71391		12/05	148.050	148.301	147.933	148.395	149.299
Golf courses and country clubs.....	713910		12/05	148.051	148.301	147.933	148.396	149.299
Primary services.....		713910-P	12/05	148.007	148.288	147.874	148.382	149.397
Membership dues and fees.....		713910-1	12/05	158.713	158.713	158.713	158.571	158.729
Greens and guest fees.....		713910-2	12/05	123.668	123.668	122.081	122.282	126.242
Food and beverage sales.....		713910-3	12/05	161.922	163.169	163.169	165.404	165.404
Equipment rentals and all other golf services.....		713910-4	12/05	132.099	132.099	132.099	132.295	131.017
Fitness and recreational sports centers.....	71394		12/04	112.161	112.161	112.161	112.585	112.585
Fitness and recreational sports centers.....	713940		12/04	112.163	112.163	112.163	112.588	112.588
Primary services.....		713940-P	12/04	108.234	108.234	108.234	108.769	108.769
Fitness and recreational facility memberships.....		713940-1	12/04	98.312	98.312	98.312	98.961	98.961
Recreational facility admissions, classes, and other fitness center services.....		713940-2	12/04	141.908	141.908	141.908	141.908	141.908
Other receipts.....		713940-SM	12/04	128.445	128.445	128.445	128.445	128.445
Accommodation.....	721		12/96	198.040	190.758	190.540	193.612	185.437
Accommodation.....	7211		12/96	198.040	190.758	190.540	193.612	185.437
Hotels (exc casino hotels) and motels.....	72111		12/03	177.979	170.572	167.837	170.608	163.529
Hotels and motels, except casino hotels.....	721110		12/03	177.998	170.586	167.848	170.626	163.541
Primary services.....		721110-P	12/03	180.698	173.079	170.248	173.202	165.902
Guestroom rental.....		721110-1	12/03	188.649	178.350	174.278	178.050	168.280
Limited service hotels and motels guestroom rental.....		721110-101	06/93	206.205	208.874	202.721	196.989	186.575
Full service hotels and motels guestroom rental.....		721110-102	06/93	283.622	280.490	284.305	299.428	277.429
Luxury and resort hotels guestroom rental.....		721110-103	06/93	289.989	260.908	247.135	247.791	238.542

See footnotes at end of table.

Table 11. Producer price indexes for net output of selected industries and their products, not seasonally adjusted — Continued
 [November 2022]

Title ¹	Industry code	Product code	Index base	Unadjusted index ²				
				July 2022	Aug. 2022 ^P	Sept. 2022 ^P	Oct. 2022 ^P	Nov. 2022 ^P
Hotels and motels, except casino hotels - Continued								
Hotel and motel food and beverage and related services.....		721110-2	12/03	151.008	152.217	153.219	153.277	153.784
Hotel and motel food and nonalcoholic beverage and related services.....		721110-201	12/03	147.043	148.495	149.693	149.763	150.372
Hotel and motel alcoholic beverage and related services.....		721110-202	12/03	171.700	171.700	171.724	171.724	171.724
Other hotel and motel services.....		721110-5	12/10	152.189	151.436	152.332	153.626	153.504
Other receipts.....		721110-SM1	12/10	169.401	172.301	175.172	163.694	168.235
Casino hotels.....	72112		12/03	129.315	126.432	131.799	133.781	127.864
Casino hotels.....	721120		12/03	129.294	126.412	131.779	133.760	127.844
Primary services.....		721120-P	12/03	130.700	127.856	133.323	135.359	129.295
Casino hotel guestroom rental.....		721120-1	06/01	143.315	135.409	144.209	158.458	141.275
Casino hotel food and beverage and related services.....		721120-2	12/03	205.044	206.666	206.565	207.604	207.630
Casino hotel food and nonalcoholic beverage and related services.....		721120-201	12/03	186.069	186.100	185.956	187.441	187.441
Casino hotel alcoholic beverage and related services.....		721120-202	12/03	259.502	265.086	265.086	265.072	265.163
Casino gaming receipts.....		721120-5	06/01	114.383	111.711	117.739	117.459	112.378
Other casino hotel services.....		721120-6	06/11	103.341	103.341	103.341	103.341	103.341
Other receipts.....		721120-SM1	06/11	143.238	130.020	129.971	127.342	132.727
Commercial machinery repair and maintenance.....	8113		06/06	169.335	174.348	175.475	175.730	175.882
Commercial machinery repair and maintenance.....	81131		06/06	169.354	174.368	175.495	175.750	175.902
Commercial machinery repair and maintenance.....	811310		06/06	169.298	174.307	175.435	175.689	175.841
Primary services.....		811310-P	06/06	155.585	159.056	160.534	160.534	160.733
Maintenance and repair services for agricultural, construction, and mining machinery.....		811310-5	12/13	145.610	150.479	152.013	152.013	152.013
Maintenance and repair services for commercial and service industry machinery.....		811310-6	12/13	131.062	136.766	136.766	136.766	137.338
Maintenance and repair services for industrial machinery.....		811310-7	12/13	114.697	115.747	116.798	116.798	116.798
Maintenance and repair services for general purpose machinery.....		811310-8	12/13	132.759	132.678	136.317	136.317	136.545
Other receipts.....		811310-SM	06/06	202.790	212.055	212.135	213.113	213.125
Special indexes								
New nonresidential building construction by contractor type/region.....	236400		02/14	153.840	154.030	154.377	158.762	159.092
General contractors.....		236400-1	02/14	150.921	151.578	151.598	155.335	155.531
General contractors, Northeast.....		236400-11	02/14	141.299	141.861	141.865	145.612	145.626
General contractors, South.....		236400-12	02/14	154.885	154.885	154.885	158.900	158.900
General contractors, Midwest.....		236400-13	02/14	141.371	141.480	141.480	144.319	144.298
General contractors, West.....		236400-14	02/14	160.198	162.402	162.483	166.558	167.378
Plumbing, heating, and air conditioning contractors.....		236400-221	02/14	138.595	136.951	136.276	145.537	146.760
Plumbing, heating, and air conditioning contractors, Northeast.....		236400-2211	02/14	162.598	160.008	160.180	171.173	172.590
Plumbing, heating, and air conditioning contractors, South.....		236400-2212	02/14	130.463	130.463	131.298	141.619	141.935
Plumbing, heating, and air conditioning contractors, Midwest.....		236400-2213	02/14	129.443	129.131	129.104	137.897	138.471
Plumbing, heating, and air conditioning contractors, West.....		236400-2214	02/14	138.521	133.783	129.310	135.803	138.937
Electrical contractors.....		236400-222	02/14	167.773	168.447	169.672	172.642	172.798
Electrical contractors, Northeast.....		236400-2221	02/14	169.958	171.167	174.803	177.156	177.658
Electrical contractors, South.....		236400-2222	02/14	163.510	163.510	164.296	167.629	168.176
Electrical contractors, Midwest.....		236400-2223	02/14	163.069	163.884	164.115	166.734	166.131
Electrical contractors, West.....		236400-2224	02/14	176.115	177.182	177.946	181.214	181.214
Roofing contractors.....		236400-223	02/14	162.312	161.707	161.465	162.564	162.564
Roofing contractors, Northeast.....		236400-2231	02/14	144.495	141.882	141.775	144.337	144.337
Roofing contractors, South.....		236400-2232	02/14	183.396	183.396	183.396	183.903	183.903
Roofing contractors, Midwest.....		236400-2233	02/14	157.303	157.469	156.999	158.798	158.798
Roofing contractors, West.....		236400-2234	02/14	147.015	145.975	145.512	145.730	145.730
Poured concrete foundation and structure contractors.....		236400-224	02/14	165.709	167.310	167.696	169.416	169.870
Poured concrete foundation and structure contractors, Northeast.....		236400-2241	02/14	153.033	153.054	154.531	156.006	155.908
Poured concrete foundation and structure contractors, South.....		236400-2242	02/14	181.986	181.986	182.335	184.074	184.260
Poured concrete foundation and structure contractors, Midwest.....		236400-2243	02/14	158.727	160.234	160.447	162.544	163.716
Poured concrete foundation and structure contractors, West.....		236400-2244	02/14	156.823	161.768	161.768	163.197	163.589
New nonresidential building construction by region.....	236500		02/14	154.214	154.476	154.874	159.138	159.447
New nonresidential building construction, Northeast.....		236500-1	02/14	158.673	158.880	160.240	164.766	165.133
New nonresidential building construction, South.....		236500-2	02/14	151.405	151.405	151.978	156.247	156.413
New nonresidential building construction, Midwest.....		236500-3	02/14	148.912	149.163	149.242	152.852	152.907
New nonresidential building construction, West.....		236500-4	02/14	159.494	160.208	159.872	164.520	165.232
Nonresidential building maintenance & repair.....	2381MR		04/09	141.233	141.331	141.728	143.745	143.763
General medical and surgical hospitals by patient type.....	62211A							
Medicare patients.....		62211A-2	12/92	186.369	185.931	185.931	190.512	190.509
Medicaid patients.....		62211A-4	12/92	149.424	149.424	149.424	149.247	149.247
Private insurance and all other patients.....		62211A-6	12/92	295.611	295.027	294.747	293.366	293.140
Private insurance patients.....		62211A-61	06/14	127.857	128.443	128.374	127.655	127.527
All other patients.....		62211A-62	06/14	133.637	129.096	128.698	128.699	128.749

See footnotes at end of table.

Table 11. Producer price indexes for net output of selected industries and their products, not seasonally adjusted — Continued
 [November 2022]

Title ¹	Industry code	Product code	Index base	Unadjusted index ²				
				July 2022	Aug. 2022 ^p	Sept. 2022 ^p	Oct. 2022 ^p	Nov. 2022 ^p
General medical and surgical hospitals by patient type - Continued								
Premiums for property and casualty insurance ³	924126		06/98	159.711	159.827	160.098	160.073	160.144
Primary services.....		924126-P	06/98	159.864	159.981	160.252	160.227	160.298
Premiums for private passenger auto insurance.....		924126-1	06/98	189.555	189.649	189.884	190.479	190.639
Premiums for homeowner's insurance.....		924126-2	06/98	218.786	219.028	220.126	218.174	218.777
Premiums for commercial auto insurance.....		924126-3	06/98	119.672	119.672	120.069	120.032	120.117
Premiums for non-auto liability insurance.....		924126-4	06/98	122.646	123.057	123.057	123.034	123.034
Premiums for medical malpractice insurance.....		924126-402	06/98	118.394	118.394	118.394	118.270	118.270
Premiums for product and other non-auto liability insurance.....		924126-403	06/98	123.147	123.652	123.652	123.652	123.652
Premiums for commercial multiple peril insurance.....		924126-5	06/98	135.981	136.199	136.594	136.594	136.594
Premiums for worker's compensation insurance.....		924126-6	06/98	99.376	99.278	99.182	99.182	98.501
Premiums for other property and casualty insurance.....		924126-7	12/03	118.376	118.376	118.389	118.347	118.347

¹ Industry and product class indexes may include products not shown separately.

² All indexes are subject to revision for 4 months after their originally scheduled publication to incorporate late reports and corrections by survey respondents.

³ The special index for 924126, in which prices reflect premiums only, contrasts with the index shown elsewhere in this table for NAICS 524126, where prices reflect premiums plus the amount of investment income earned on the invested portion of the premium.

p Preliminary

"-" Data not available.

n.e.c. = Not elsewhere classified.

NOTE: Titles of some industries and products are not shown in this table because they fail to meet our publication criteria.

Table 12. Producer price index percentage changes for the net output of selected industries and their products, not seasonally adjusted
 [November 2022]

Title ¹	Industry code	Product code	Unadjusted 12-month percent change ²	Unadjusted 1-month percent change ²				
			Nov. 2021 to Nov. 2022 ^P	June to July	July to Aug. ^P	Aug. to Sept. ^P	Sept. to Oct. ^P	Oct. to Nov. ^P
Logging.....	1133		3.4	0.5	-0.5	-0.1	-0.5	0.3
Logging.....	11331		3.4	0.5	-0.5	-0.1	-0.5	0.3
Logging.....	113310		3.4	0.5	-0.5	-0.1	-0.5	0.3
Primary products.....		113310-P	3.4	0.5	-0.5	-0.1	-0.5	0.3
Secondary products and miscellaneous receipts.....		113310-SM						
Miscellaneous receipts.....		113310-M	-	1.2	-	-	-	-
Mining								
Total mining industries.....			-0.1	-10.6	6.9	-4.8	-12.9	-4.3
Oil and gas extraction.....	211		-11.6	-15.8	10.9	-8.1	-20.8	-8.1
Oil and gas extraction.....	2111		-11.6	-15.8	10.9	-8.1	-20.8	-8.1
Crude petroleum and natural gas extraction.....	211111		-9.8	-16.1	11.3	-7.9	-19.8	-8.8
Primary products.....		211111-P	-9.8	-16.1	11.3	-7.9	-19.8	-8.8
Crude petroleum.....		211111-1	7.1	-16.0	-6.2	-6.7	2.4	-2.4
Natural gas (from the wellhead).....		211111-3	-27.3	-16.2	30.1	-8.8	-37.3	-17.1
Natural gas liquids extraction.....		211112	-21.0	-13.8	8.7	-9.2	-27.3	-3.3
Primary products.....		211112-P	-21.0	-13.8	8.7	-9.2	-27.3	-3.3
Natural gas liquids.....		211112-1	-24.3	-11.4	-4.2	-14.6	-16.6	0.1
Isopentane and natural gasoline.....		211112-11	-15.4	-11.7	-9.6	-9.3	3.4	-4.7
Propane.....		211112-12	-38.5	-6.2	-5.6	-11.1	-18.6	2.9
Butane.....		211112-13	-39.8	-12.0	-7.4	-11.9	-13.7	2.8
Plant condensate, ethane, gas mixtures, and other natural gas liquids.....		211112-14	-14.9	-12.8	-1.9	-17.3	-20.7	-0.1
Residue gas shipped from natural gas liquids plants.....		211112-3	-17.0	-16.4	23.4	-4.4	-35.7	-6.8
Mining (except oil & gas).....	212		23.6	-0.7	-0.1	0.1	0.0	0.6
Coal mining.....	2121		64.4	4.6	-3.0	1.2	2.3	-1.6
Coal mining.....	21211		64.4	4.6	-3.0	1.2	2.3	-1.6
Bituminous coal and lignite surface mining.....	212111		13.7	0.9	0.0	2.1	1.3	-0.1
Primary products.....		212111-P	14.8	1.1	0.0	2.1	1.3	-0.1
Raw bituminous coal and lignite from surface mining operations.....		212111-1	41.7	4.8	0.7	2.4	0.3	0.9
Raw bituminous coal and lignite from surface operations, for use without processing.....		212111-11	-	-4.7	3.0	1.7	1.1	-
Processed bituminous coal and lignite from surface operations.....		212111-3	8.7	0.1	-0.3	2.0	1.5	-0.4
Processed bituminous coal and lignite from surface operations (wet-washing or other method).....		212111-31	-	0.0	0.0	0.0	0.0	-
Processed bituminous coal and lignite (mechanically crushed, screened, or sized only).....		212111-35	10.1	0.2	-0.4	3.2	2.4	-0.6
Bituminous coal underground mining.....	212112		125.8	6.7	-4.8	0.6	3.0	-2.6
Primary products.....		212112-P	127.3	6.6	-4.8	0.6	3.0	-2.6
Processed bituminous coal shipped from underground operations.....		212112-3	127.3	6.6	-4.8	0.6	3.0	-2.6
Processed bituminous coal washed by wet-washing, pneumatic, or other methods.....		212112-31	132.8	2.1	-3.6	0.8	4.9	0.6
Processed bituminous coal mechanically crushed, screened, or sized only.....		212112-32	106.5	23.7	-8.8	0.0	-3.4	-14.1
Secondary products and miscellaneous receipts.....		212112-SM						
Anthracite mining.....	212113		39.7	11.9	2.7	4.7	1.2	0.0
Primary products.....		212113-P	41.2	12.1	2.8	4.8	1.2	0.0
Processed anthracite.....		212113-3	41.2	12.1	2.8	4.8	1.2	0.0
Secondary products and miscellaneous receipts.....		212113-SM2						
Metal ore mining.....	2122		-4.1	-9.6	3.7	-2.0	-3.7	5.1
Iron ore mining.....	21221		10.8	4.0	-1.0	-0.3	0.4	0.0
Iron ore mining.....	212210		10.8	4.0	-1.0	-0.3	0.4	0.0
Primary products.....		212210-P	10.8	4.0	-1.0	-0.3	0.4	0.0
Iron ore (including crude, concentrates, agglomerates and pellets).....		212210-0	10.8	4.0	-1.0	-0.3	0.4	0.0
Copper, nickel, lead & zinc mining.....	21223		-12.0	-23.1	10.0	-1.0	-2.7	12.7
Copper, nickel, lead and zinc mining.....	212230		-12.0	-23.1	10.0	-1.0	-2.7	12.7
Primary products.....		212230-P	-11.5	-24.7	11.1	-0.4	-3.6	14.8
Secondary products and miscellaneous receipts.....		212230-SM						
Other metal ore mining.....	21229		-	0.0	0.0	-2.4	-8.9	-
Other metal ore mining.....	212290		-	0.0	0.0	-2.4	-8.9	-
Primary products.....		212290-P	-	0.0	0.0	-2.5	-9.1	-

See footnotes at end of table.

Table 12. Producer price index percentage changes for the net output of selected industries and their products, not seasonally adjusted — Continued
 [November 2022]

Title ¹	Industry code	Product code	Unadjusted 12-month percent change ²	Unadjusted 1-month percent change ²					
				Nov. 2021 to Nov. 2022 ^P	June to July	July to Aug. ^P	Aug. to Sept. ^P	Sept. to Oct. ^P	Oct. to Nov. ^P
Other metal ore mining - Continued									
Other metal ores, including uranium.....		212290-1	-	0.0	0.0	-2.5	-9.1	-	
Secondary products and miscellaneous receipts.....		212290-SM2							
Nonmetallic mineral mining & quarrying.....	2123		13.0	1.2	0.7	0.5	0.0	0.0	
Stone mining & quarrying.....	21231		13.7	0.3	0.8	0.2	0.0	0.0	
Dimension stone mining and quarrying.....	212311		7.0	1.6	1.8	0.0	0.0	0.0	
Primary products.....		212311-P	8.2	1.9	2.1	0.0	0.0	0.0	
Dimension stone.....		212311-0	8.2	1.9	2.1	0.0	0.0	0.0	
Secondary products and miscellaneous receipts.....		212311-SM							
Crushed and broken limestone mining.....	212312		15.5	0.7	0.5	0.2	0.0	0.0	
Primary products.....		212312-P	15.2	0.6	0.5	0.3	0.0	0.0	
Crushed and broken limestone.....		212312-0	15.2	0.6	0.5	0.3	0.0	0.0	
Secondary products and miscellaneous receipts.....		212312-SM							
Crushed and broken granite mining.....	212313		9.3	-0.1	0.2	0.0	0.0	0.0	
Primary products.....		212313-P	8.3	-0.1	0.2	0.0	0.0	0.0	
Crushed and broken granite.....		212313-0	8.3	-0.1	0.2	0.0	0.0	0.0	
Secondary products and miscellaneous receipts.....		212313-SM							
Other crushed and broken stone mining.....	212319		11.0	-1.0	3.1	0.1	0.0	0.0	
Primary products.....		212319-P	11.5	-1.2	3.4	0.1	0.0	0.0	
Bituminous limestone and sandstone, and other crushed and broken stone.....		212319-0	11.5	-1.2	3.4	0.1	0.0	0.0	
Secondary products and miscellaneous receipts.....		212319-SM							
Sand/gravel/clay/refractory minerals mining.....	21232		10.1	2.0	0.2	0.3	0.2	-0.1	
Construction sand and gravel mining.....	212321		10.5	2.2	0.1	-0.1	0.2	-0.1	
Primary products.....		212321-P	10.3	2.2	0.1	-0.1	0.3	0.0	
Construction sand and gravel (run of pit/bank, washed, screened, etc).....		212321-0	10.3	2.2	0.1	-0.1	0.3	0.0	
Construction sand and gravel, Midwest.....		212321-02	11.1	1.0	0.3	-0.4	0.2	0.0	
Construction sand and gravel, West.....		212321-04	9.1	1.9	-0.1	0.0	0.4	0.1	
Secondary products and miscellaneous receipts.....		212321-SM							
Miscellaneous receipts.....		212321-M	7.7	0.3	0.0	0.0	0.0	0.0	
Kaolin and ball clay mining.....	212324		7.6	0.0	0.0	3.9	0.0	0.0	
Primary products.....		212324-P	7.6	0.0	0.0	3.9	0.0	0.0	
Kaolin and ball clay.....		212324-0	7.6	0.0	0.0	3.9	0.0	0.0	
Clay, ceramic, and refractory minerals mining.....	212325		18.0	2.5	1.5	-0.1	0.6	-0.1	
Primary products.....		212325-P	18.1	2.5	1.5	-0.1	0.6	0.0	
Bentonite.....		212325-5	18.3	7.2	0.0	0.0	0.9	0.0	
Secondary products and miscellaneous receipts.....		212325-SM							
Other nonmetallic mineral mining & quarrying.....	21239		16.0	2.0	1.3	1.6	-0.1	0.0	
Potash, soda, and borate mineral mining.....	212391		23.6	3.1	-0.3	1.4	0.7	-0.1	
Primary products.....		212391-P	23.7	3.1	-0.3	1.4	0.7	-0.1	
Secondary products and miscellaneous receipts.....		212391-SM1							
Other chemical and fertilizer mineral mining.....	212393		-1.8	0.0	3.7	0.0	0.0	0.1	
Primary products.....		212393-P	-1.5	0.0	3.7	0.0	0.0	0.1	
Rock salt.....		212393-3	-1.5	0.0	3.9	0.0	0.0	0.1	
Secondary products and miscellaneous receipts.....		212393-SM							
All other nonmetallic mineral mining.....	212399		9.2	0.4	4.7	3.2	-2.6	0.0	
Primary products.....		212399-P	9.2	0.4	4.7	3.2	-2.6	0.0	
All other nonmetallic minerals.....		212399-A	9.2	0.4	4.7	3.2	-2.6	0.0	
Mining support activities.....	213		13.3	-0.7	0.8	2.2	0.3	0.4	
Mining support activities.....	2131		13.3	-0.7	0.8	2.2	0.3	0.4	
Mining support activities.....	21311		13.3	-0.7	0.8	2.2	0.3	0.4	
Drilling oil and gas wells.....	213111		21.1	0.2	0.0	6.5	0.3	0.6	
Primary services.....		213111-P	21.1	0.2	0.0	6.5	0.3	0.6	
Oil and gas well directional drilling control.....		213111-03	18.7	-0.2	0.4	0.1	2.9	0.5	
Drilling oil and gas wells, including drilling in, spudding in or tailing in.....		213111-04	23.8	0.2	0.0	8.3	0.0	0.6	
Reworking oil and gas wells.....		213111-05	8.2	0.8	0.0	0.8	0.0	0.9	
Support activities for oil and gas operations.....	213112		10.5	-1.2	1.2	1.0	0.3	0.3	
Primary services.....		213112-P	10.1	-1.4	1.3	1.1	0.3	0.3	
Oil and gas field support services.....		213112-0	10.1	-1.4	1.3	1.1	0.3	0.3	

See footnotes at end of table.

Table 12. Producer price index percentage changes for the net output of selected industries and their products, not seasonally adjusted — Continued
 [November 2022]

Title ¹	Industry code	Product code	Unadjusted 12-month percent change ²	Unadjusted 1-month percent change ²					
			Nov. 2021 to Nov. 2022 ^P	June to July	July to Aug. ^P	Aug. to Sept. ^P	Sept. to Oct. ^P	Oct. to Nov. ^P	
Support activities for oil and gas operations - Continued									
Secondary products and miscellaneous receipts.....		213112-SM							
Support activities for coal mining.....	213113		4.6	0.3	-1.4	0.5	0.0	1.6	
Primary services.....		213113-P	4.6	0.3	-1.4	0.5	0.0	1.6	
Coal mining services.....		213113-0	4.6	0.3	-1.4	0.5	0.0	1.6	
Support activities for metal mining.....	213114		34.4	3.6	0.0	0.0	0.0	0.0	
Primary services.....		213114-P	34.4	3.6	0.0	0.0	0.0	0.0	
Metal mining services.....		213114-0	34.4	3.6	0.0	0.0	0.0	0.0	
Support activities for nonmetallic minerals (except fuels) mining.....	213115		—	0.0	0.0	0.0	—	—	
Primary services.....		213115-P	—	0.0	0.0	0.0	—	—	
Nonmetallic minerals (except fuels) mining support activity.....		213115-0	—	0.0	0.0	0.0	—	—	
Utilities.....	221		5.6	5.4	3.8	-1.6	-12.2	-5.6	
Electric power generation, transmission, and distribution.....	2211		6.9	8.9	3.9	-2.3	-14.2	-6.0	
Electric power generation.....	22111		4.2	26.4	-7.2	3.9	-27.9	-8.7	
Electric power generation.....	221110		4.2	26.3	-7.2	3.9	-27.9	-8.7	
Primary products.....		221110-P	3.8	27.9	-7.7	4.2	-28.8	-9.1	
Utilities.....		221110-4	-2.0	11.3	2.1	5.6	-27.8	-10.3	
Non-utilities.....		221110-5	10.9	46.8	-16.2	2.7	-29.9	-7.7	
Secondary products and miscellaneous receipts.....		221110-SM							
Electric power transmission, control, and distribution.....	22112		8.1	0.0	10.9	-5.7	-6.1	-4.8	
Electric bulk power transmission and control.....	221121		3.8	-0.6	0.4	1.6	-0.6	0.8	
Primary products.....		221121-P	3.8	-0.6	0.4	1.6	-0.6	0.8	
Electric bulk power transmission and control.....		221121-3	3.8	-0.6	0.4	1.6	-0.6	0.8	
Electric power distribution.....	221122		8.3	0.0	11.4	-6.0	-6.3	-5.0	
Primary products.....		221122-P	11.0	2.2	1.7	0.0	-3.5	-3.1	
Residential electric power.....		221122-41	12.4	1.1	1.7	-0.4	-1.4	-1.4	
New England.....		221122-411	22.1	4.1	0.0	0.0	7.9	0.0	
Middle Atlantic.....		221122-412	17.9	-2.7	5.4	1.8	1.9	-3.7	
East North Central.....		221122-413	2.6	0.0	0.9	0.5	-7.7	0.3	
West North Central.....		221122-414	7.4	1.2	1.5	0.3	-5.8	-5.5	
South Atlantic.....		221122-415	10.4	1.7	0.1	0.8	-2.0	-1.2	
East South Central.....		221122-416	7.8	6.3	5.2	-7.6	-2.0	-1.4	
West South Central.....		221122-417	22.7	2.0	2.8	-1.6	-2.3	-1.0	
Mountain.....		221122-418	4.5	1.4	0.0	-1.4	0.5	-3.2	
Pacific.....		221122-419	14.7	0.0	0.0	0.0	0.9	0.0	
Commercial electric power.....		221122-42	10.4	2.3	2.0	0.0	-5.1	-4.4	
New England.....		221122-421	19.6	4.3	0.0	0.0	1.2	0.0	
Middle Atlantic.....		221122-422	17.8	3.8	7.4	-0.7	-6.9	-7.0	
East North Central.....		221122-423	1.0	0.7	0.2	0.3	-8.2	-0.6	
West North Central.....		221122-424	8.8	2.7	2.6	0.4	-2.6	-5.2	
South Atlantic.....		221122-425	10.2	1.7	0.2	1.1	-0.5	-0.1	
East South Central.....		221122-426	9.0	7.4	7.2	-3.5	-6.4	-2.3	
West South Central.....		221122-427	18.0	2.2	0.2	2.1	-3.1	-7.1	
Mountain.....		221122-428	8.5	4.1	0.0	-2.3	0.5	-2.5	
Pacific.....		221122-429	4.7	0.0	0.0	0.1	-10.4	-9.0	
Industrial electric power.....		221122-43	8.6	4.5	1.3	1.1	-5.2	-4.5	
New England.....		221122-431	55.9	18.5	-1.1	-0.3	6.6	16.3	
Middle Atlantic.....		221122-432	17.3	8.2	-0.5	2.8	-1.2	-4.6	
East North Central.....		221122-433	-14.2	1.0	-0.2	0.2	-13.7	0.4	
West North Central.....		221122-434	7.8	7.0	3.6	-4.9	-5.8	-6.3	
South Atlantic.....		221122-435	8.7	2.3	0.3	1.0	0.7	-0.3	
East South Central.....		221122-436	10.7	7.7	3.3	2.0	-11.1	-1.9	
West South Central.....		221122-437	23.6	1.4	2.2	3.1	-1.1	1.9	
Mountain.....		221122-438	1.3	7.6	5.1	4.8	-0.1	-28.0	
Pacific.....		221122-439	9.5	0.1	0.0	0.1	-8.0	-11.0	
Transportation electric power.....		221122-45	2.5	1.8	-0.1	0.7	-4.0	-0.5	
Secondary products and miscellaneous receipts.....		221122-SM							
Miscellaneous receipts.....		221122-M	0.5	-0.2	0.0	0.1	0.0	-0.4	
Natural gas distribution.....	2212		0.9	-8.4	3.5	1.9	-3.1	-4.0	
Natural gas distribution.....	22121		0.9	-8.4	3.5	1.9	-3.1	-4.0	
Natural gas distribution.....	221210		0.8	-8.5	3.5	1.9	-3.1	-4.0	

See footnotes at end of table.

Table 12. Producer price index percentage changes for the net output of selected industries and their products, not seasonally adjusted — Continued
 [November 2022]

Title ¹	Industry code	Product code	Unadjusted 12-month percent change ²	Unadjusted 1-month percent change ²				
			Nov. 2021 to Nov. 2022 ^P	June to July	July to Aug. ^P	Aug. to Sept. ^P	Sept. to Oct. ^P	Oct. to Nov. ^P
Natural gas distribution - Continued								
Primary products.....		221210-P	-1.2	-9.1	3.7	2.0	-3.3	-4.3
Natural gas to ultimate consumers.....		221210-11	-2.3	-10.1	4.3	2.3	-3.8	-4.9
Residential natural gas.....		221210-112	14.5	-2.4	2.3	2.7	-1.7	-1.6
New England residential natural gas.....		221210-1121	20.8	0.0	-7.1	12.8	1.9	9.0
Middle Atlantic residential natural gas.....		221210-1122	12.0	-0.8	1.5	0.0	2.7	-0.1
East North Central residential natural gas.....		221210-1123	16.4	-3.0	3.5	0.4	-2.1	-2.3
West North Central residential natural gas.....		221210-1124	7.4	-10.5	5.7	8.0	-9.2	-5.2
South Atlantic residential natural gas.....		221210-1125	10.9	0.3	-1.2	7.6	-1.1	-6.6
East South Central residential natural gas.....		221210-1126	0.4	5.9	-16.5	8.1	2.3	-9.0
West South Central residential natural gas.....		221210-1127	16.0	-1.9	10.6	0.9	-3.1	-4.0
Mountain residential natural gas.....		221210-1128	32.3	1.9	2.6	0.2	3.3	-0.2
Pacific residential natural gas.....		221210-1129	11.6	-5.9	4.7	1.8	-6.6	1.1
Commercial natural gas.....		221210-113	16.8	-3.3	4.8	2.8	-3.6	-2.0
New England commercial natural gas.....		221210-1131	26.5	0.2	-10.6	17.0	2.1	9.7
Middle Atlantic commercial natural gas.....		221210-1132	11.2	-0.6	4.8	0.8	-5.3	-0.5
East North Central commercial natural gas.....		221210-1133	24.4	-1.7	6.4	1.1	-1.8	0.2
West North Central commercial natural gas.....		221210-1134	6.5	-11.4	10.1	5.0	-12.4	-5.8
South Atlantic commercial natural gas.....		221210-1135	5.4	-2.1	-0.3	6.4	-1.1	-12.7
East South Central commercial natural gas.....		221210-1136	11.3	3.3	-4.5	6.3	-3.7	-11.2
West South Central commercial natural gas.....		221210-1137	11.5	-4.1	13.0	-3.5	-0.5	-7.2
Mountain commercial natural gas.....		221210-1138	44.3	2.3	4.0	0.0	4.9	-0.2
Pacific commercial natural gas.....		221210-1139	16.8	-10.0	7.2	4.3	-10.3	5.8
Industrial natural gas.....		221210-114	15.9	-10.8	10.7	3.5	-4.7	-2.9
New England industrial natural gas.....		221210-1141	30.0	0.3	-13.4	21.6	3.0	9.0
Middle Atlantic industrial natural gas.....		221210-1142	25.7	-6.6	7.2	0.7	17.8	-1.2
East North Central industrial natural gas.....		221210-1143	9.2	-11.8	17.8	0.8	-9.5	-1.9
West North Central industrial natural gas.....		221210-1144	17.4	-11.5	5.1	8.4	-4.5	-4.8
South Atlantic industrial natural gas.....		221210-1145	9.8	-4.1	0.2	9.4	-3.6	-5.9
East South Central industrial natural gas.....		221210-1146	17.1	15.5	-6.4	4.4	1.8	-9.6
West South Central industrial natural gas.....		221210-1147	14.7	-18.9	19.2	1.8	-8.1	-7.6
Mountain industrial natural gas.....		221210-1148	17.6	0.3	5.2	0.2	0.8	0.0
Pacific industrial natural gas.....		221210-1149	24.7	-7.8	5.7	5.3	-6.5	12.1
To electric power.....		221210-115	-23.5	-19.4	5.6	1.5	-6.0	-10.0
Delivered to ultimate consumers for the account of others (transportation only).....		221210-12	6.6	-1.5	-0.2	0.4	-0.1	-0.2
Industrial consumer.....		221210-122	13.6	-1.3	0.6	1.0	0.4	-0.7
Other consumers.....		221210-123	2.5	-1.7	-0.6	0.0	-0.4	0.1
Secondary products and miscellaneous receipts.....		221210-SM						
Miscellaneous receipts.....		221210-M	1.4	0.6	0.2	0.2	-1.1	0.4
Construction industries								
New industrial building construction.....	236211		21.5	5.9	0.2	0.3	2.8	0.2
Primary products.....		236211-P	21.5	5.9	0.2	0.3	2.8	0.2
New warehouse building construction.....	236221		21.3	5.6	0.0	0.3	2.0	0.3
Primary products.....		236221-P	21.3	5.6	0.0	0.3	2.0	0.3
New school building construction.....	236222		17.7	5.6	0.1	0.3	3.3	0.0
Primary products.....		236222-P	17.7	5.6	0.1	0.3	3.3	0.0
New office building construction.....	236223		20.4	4.9	0.2	0.1	2.6	0.2
Primary products.....		236223-P	20.4	4.9	0.2	0.1	2.6	0.2
New health care building construction.....	236224		18.4	5.9	0.1	0.2	3.5	0.1
Primary products.....		236224-P	18.4	5.9	0.1	0.2	3.5	0.1
Concrete contractors, nonresidential building work.....	23811X		10.9	1.3	0.7	0.2	1.0	0.3
Primary products.....		23811X-P	10.9	1.3	0.7	0.2	1.0	0.3
Roofing contractors, nonresidential building work.....	23816X		20.8	4.4	0.1	0.2	1.8	0.0
Primary products.....		23816X-P	20.8	4.4	0.1	0.2	1.8	0.0
Electrical contractors, nonresidential building work.....	23821X		13.8	2.8	0.2	0.5	2.0	0.1
Primary products.....		23821X-P	13.8	2.8	0.2	0.5	2.0	0.1
Plumbing, heating and air-conditioning contractors, nonresidential building work.....	23822X		15.0	3.1	-0.3	0.1	3.7	0.3
Primary products.....		23822X-P	15.0	3.1	-0.3	0.1	3.7	0.3
Manufacturing								
Total manufacturing industries.....			11.4	-2.2	-2.0	0.2	0.7	-0.4
Food mfg.....	311		11.8	0.2	0.0	-0.2	-0.6	0.8

See footnotes at end of table.

Table 12. Producer price index percentage changes for the net output of selected industries and their products, not seasonally adjusted — Continued
 [November 2022]

Title ¹	Industry code	Product code	Unadjusted 12-month percent change ²	Unadjusted 1-month percent change ²				
				Nov. 2021 to Nov. 2022 ^P	June to July	July to Aug. ^P	Aug. to Sept. ^P	Sept. to Oct. ^P
Food mfg - Continued								
Animal food mfg.	3111		14.5	0.3	0.7	0.5	-1.0	0.0
Animal food mfg.	31111		14.5	0.3	0.7	0.5	-1.0	0.0
Dog and cat food manufacturing.	311111		13.5	0.4	0.8	0.0	0.0	0.8
Primary products.		311111-P	14.6	0.5	0.9	0.0	0.0	0.9
Dog food.		311111-1	15.0	0.6	1.0	0.0	0.0	1.3
Canned dog food.		311111-11	22.6	0.0	1.4	0.0	0.0	0.1
Dry and semi moist dog food.		311111-14	11.9	0.8	0.7	0.0	0.1	1.8
Cat food.		311111-4	13.6	0.1	0.9	0.0	0.0	0.0
Canned cat food.		311111-44	18.8	0.0	0.9	0.0	0.0	0.0
Dry and semi moist cat food.		311111-45	5.4	0.4	1.0	0.0	0.0	0.1
Secondary products and miscellaneous receipts.		311111-SM						
Miscellaneous receipts.		311111-M1	5.7	0.0	0.0	0.0	0.0	0.2
Other animal food manufacturing.	311119		15.2	0.3	0.6	0.9	-1.7	-0.5
Primary products.		311119-P	15.4	0.1	0.6	0.9	-1.8	-0.3
Complete swine feed, supplements, concentrates, and premixes.		311119-B	-6.8	-5.7	-3.1	-1.7	-2.8	-0.1
Complete beef cattle feed, supplements, concentrates, and premixes.		311119-H	16.0	0.0	5.8	-2.3	0.4	0.0
Poultry, exc. chicken and turkey, and livestock, exc. cattle and swine, feed.		311119-N	12.2	0.2	0.1	1.4	0.2	0.2
Pet (excluding dog and cat), laboratory, and fur animal feed.		311119-R	14.0	0.7	0.9	2.0	0.1	-0.5
Chicken and turkey feed, supplements, concentrates, and premixes.		311119-1	20.8	1.1	0.5	1.3	-3.2	-0.9
Complete dairy cattle feed, supplements, concentrates, and premixes.		311119-5	22.6	1.8	1.8	2.4	-1.1	0.3
Other prepared animal feeds, including feeding materials and adjuncts.		311119-9	17.7	0.2	-3.4	1.3	-0.8	-0.2
Secondary products and miscellaneous receipts.		311119-SM						
Miscellaneous receipts.		311119-M	12.1	1.9	1.0	1.2	-1.4	-3.4
Secondary products.		311119-S	13.1	2.3	0.2	0.0	0.1	-0.1
Grain & oilseed milling.	3112		14.5	-1.7	-0.5	0.8	-1.4	1.3
Flour milling & malt mfg.	31121		15.0	-2.5	-1.9	3.0	2.5	0.3
Flour milling.	311211		13.8	-4.2	-3.1	3.5	3.0	0.3
Primary products.		311211-P	14.1	-4.3	-3.1	3.5	3.3	0.3
Prepared flour mixes, including refrigerated and frozen doughs and batters, made in flour mills.		311211-A	18.3	4.3	-0.4	4.5	0.0	0.1
Wheat flour (except flour mixes), made in flour mills.		311211-1	11.9	-6.4	-3.2	3.3	2.7	0.7
Wheat mill products, except flour.		311211-4	36.5	-1.5	2.4	3.4	16.0	1.9
Corn mill products.		311211-7	23.0	2.0	-5.5	5.1	9.6	-1.0
Other grain mill products.		311211-9	3.2	-2.3	-4.3	3.1	-7.0	-2.2
Secondary products and miscellaneous receipts.		311211-SM						
Miscellaneous receipts.		311211-M	17.0	-3.1	-1.4	2.8	-0.3	-2.5
Rice milling.	311212		20.8	3.6	1.9	2.1	1.4	0.5
Primary products.		311212-P	20.9	3.6	1.9	2.1	1.4	0.5
Milled rice and byproducts.		311212-0	20.9	3.6	1.9	2.1	1.4	0.5
Milled rice (incl second heads, screenings, brewers, bran, sharps, rice flour, and byproducts).		311212-04	14.9	3.4	1.7	2.5	0.9	0.8
Head rice not packaged with other ingredients.		311212-06	23.2	4.0	1.9	1.7	1.6	0.6
Malt manufacturing.	311213		10.9	-0.1	0.2	-0.1	0.0	-0.1
Primary products.		311213-P	11.1	-0.1	0.2	-0.1	0.0	-0.1
Malt and malt byproducts.		311213-0	11.1	-0.1	0.2	-0.1	0.0	-0.1
Secondary products and miscellaneous receipts.		311213-SM1						
Starch & vegetable fats & oils mfg.	31122		14.3	-1.8	0.0	-0.1	-3.2	1.7
Wet corn milling.	311221		11.0	0.4	0.0	0.2	-0.2	-0.2
Primary products.		311221-P	15.4	0.5	0.1	0.2	-0.2	-0.5
Wet process corn byproducts.		311221-A	26.2	-3.9	-2.0	-2.0	1.4	5.3
Corn sweeteners, made by wet milling.		311221-1	16.3	1.3	2.0	0.9	-0.6	-5.7
Manufactured starch, made by wet milling.		311221-4	4.0	3.7	0.7	-2.8	1.5	-1.2
Secondary products and miscellaneous receipts.		311221-SM						
Soybean and other oilseed processing.	311224		15.4	-1.3	0.4	0.4	-4.3	1.6
Primary products.		311224-P	11.7	-2.6	1.6	-0.1	-3.0	3.7
Cottonseed cake, meal, hulls, and other byproducts.		311224-B	34.4	-1.2	1.8	9.9	8.1	-0.3
Cottonseed cake and meal.		311224-B1	45.8	0.6	3.3	14.1	11.5	-0.8
Soybean oil.		311224-3	10.9	-8.8	1.0	-1.9	-1.8	7.7
Crude soybean oil, degummed, made from soybeans crushed in the same establishment.		311224-31	4.8	-1.1	0.0	-2.2	0.7	2.6
Soybean oil, all other types.		311224-32	13.6	-11.8	1.4	-1.7	-2.8	10.0

See footnotes at end of table.

Table 12. Producer price index percentage changes for the net output of selected industries and their products, not seasonally adjusted — Continued
 [November 2022]

Title ¹	Industry code	Product code	Unadjusted 12-month percent change ²	Unadjusted 1-month percent change ²				
			Nov. 2021 to Nov. 2022 ^P	June to July	July to Aug. ^P	Aug. to Sept. ^P	Sept. to Oct. ^P	Oct. to Nov. ^P
Soybean and other oilseed processing - Continued								
Soybean cake, meal, and other byproducts.....		311224-4	11.6	1.7	2.9	1.1	-5.2	1.7
Soybean cake and meal.....		311224-41	7.8	1.6	2.5	-0.9	-3.6	-1.4
Other soybean products, including isolates and concentrates.....		311224-42	53.5	4.0	8.0	22.8	-19.1	34.0
Cotton linters.....		311224-7	120.3	1.3	16.2	0.8	4.5	0.1
Other crude and refined vegetable oils and other vegetable mill products.....		311224-9	6.9	0.3	-1.7	-0.5	0.8	-1.5
Other crude vegetable oils, including linseed, peanut, sunflower, safflower, etc.....		311224-91	6.7	-0.7	-1.5	-0.5	1.1	-0.9
Other vegetable oil mill products, including all oil seed cake and meal.....		311224-93	6.2	1.3	-0.6	1.5	1.0	-2.7
Secondary products and miscellaneous receipts.....		311224-SM						
Miscellaneous products.....		311224-M	51.5	1.9	2.8	3.5	-0.1	-3.5
Fats and oils refining and blending.....	311225		14.1	-4.6	-0.5	-1.1	-3.0	3.6
Primary products.....		311225-P	14.3	-5.0	-0.8	-1.2	-3.3	4.1
Shortening and cooking oils.....		311225-2	14.6	-5.4	-1.3	-1.3	-3.7	4.6
Margarine, butter blends, and butter substitutes.....		311225-4	-	-0.3	3.9	-0.5	0.0	-
Secondary products and miscellaneous receipts.....		311225-SM						
Secondary products.....		311225-S	-	-2.2	2.2	0.0	-0.9	-
Breakfast cereal manufacturing.....	31123		14.1	0.3	0.0	0.9	-0.4	1.6
Breakfast cereal manufacturing.....	311230		14.1	0.3	0.0	0.9	-0.4	1.6
Primary products.....		311230-P	11.8	0.2	0.0	0.0	0.0	1.8
Breakfast cereal.....		311230-1	11.8	0.2	0.0	0.0	0.0	1.8
Secondary products and miscellaneous receipts.....		311230-SM						
Sugar & confectionery product mfg.....	3113		11.2	1.8	1.0	1.1	0.7	0.9
Sugar mfg.....	31131		11.1	0.6	1.4	3.3	0.5	0.0
Beet sugar manufacturing.....	311313		12.6	0.2	0.3	8.7	0.0	-1.5
Primary products.....		311313-P	12.6	0.2	0.3	8.8	0.0	-1.5
Beet sugar.....		311313-0	12.6	0.2	0.3	8.8	0.0	-1.5
Secondary products and miscellaneous receipts.....		311313-SM1						
Cane sugar manufacturing.....	311314		10.2	0.9	2.0	0.0	0.8	1.0
Primary products.....		311314-P	10.3	1.0	2.0	0.0	0.9	0.9
Raw cane sugar and sugarcane mill products and byproducts.....		311314-1	14.6	1.2	3.3	0.0	1.5	0.4
Refined granulated cane sugar and byproducts.....		311314-3	7.5	0.8	1.1	0.0	0.4	1.3
Secondary products and miscellaneous receipts.....		311314-SM						
Nonchocolate confectionery mfg.....	31134		8.1	0.9	1.2	0.1	0.5	0.9
Nonchocolate confectionery manufacturing.....	311340		8.1	0.9	1.2	0.1	0.5	0.9
Primary products.....		311340-P	8.0	0.9	1.3	0.1	0.4	0.9
Nonchocolate-type confectioneries, made and packaged for shipment.....		311340-1	10.8	1.4	1.8	0.0	0.5	1.0
Other confectionery-type products.....		311340-7	11.4	0.0	0.0	1.6	0.0	0.0
Secondary products and miscellaneous receipts.....		311340-SM						
Secondary products.....		311340-S	10.5	0.6	0.5	0.0	1.5	0.9
Chocolate and confectionery manufacturing.....	31135		12.9	3.0	0.8	0.4	1.0	1.4
Chocolate and confectionery mfg. from cacao.....	311351		15.1	1.8	1.5	2.2	2.0	1.2
Primary products.....		311351-P	15.9	2.1	1.7	1.7	2.3	1.3
Chocolate coatings, made from cacao beans.....		311351-1	-	3.1	1.2	1.0	4.2	1.1
Chocolate/chocolate-type confectionery products, made from cacao beans.....		311351-4	3.8	0.0	0.0	2.1	0.5	0.0
Other chocolate and cocoa products, made from cacao beans.....		311351-7	22.4	3.4	3.7	1.9	2.5	2.6
Secondary products and miscellaneous receipts.....		311351-SM1						
Confectionery mfg. from purchased chocolate.....	311352		11.8	3.6	0.5	-0.5	0.6	1.6
Primary products.....		311352-P	11.8	4.3	0.5	-0.6	0.7	1.8
Chocolate/confectionery products, made from purchased chocolate, not retailed.....		311352-1	12.1	4.6	0.2	-0.6	0.7	1.9
Chocolate/confectionery products, made from purchased chocolate, retailed.....		311352-2	7.1	0.0	5.0	0.0	0.5	0.0
Secondary products and miscellaneous receipts.....		311352-SM						
Miscellaneous receipts.....		311352-M	4.6	0.0	0.0	0.0	0.0	0.0
Fruit & vegetable preserving & specialty food mfg.....	3114		19.7	1.9	0.7	2.2	0.6	1.5
Frozen food manufacturing.....	31141		20.9	0.9	0.7	3.8	0.3	2.2
Frozen fruit and vegetable manufacturing.....	311411		22.6	0.1	1.2	4.3	1.3	3.1
Primary products.....		311411-P	18.9	0.0	1.3	5.3	0.1	2.4
Frozen fruits, juices, ades, drinks, and cocktails.....		311411-1	-1.3	-0.3	-0.5	-0.5	-4.3	4.8
Frozen fruits.....		311411-11	-12.5	-0.5	0.4	-0.9	-8.7	-1.9
Frozen vegetables.....		311411-4	25.1	0.1	1.8	6.9	1.2	1.8

See footnotes at end of table.

Table 12. Producer price index percentage changes for the net output of selected industries and their products, not seasonally adjusted — Continued
 [November 2022]

Title ¹	Industry code	Product code	Unadjusted 12-month percent change ²	Unadjusted 1-month percent change ²				
				Nov. 2021 to Nov. 2022 ^P	June to July	July to Aug. ^P	Aug. to Sept. ^P	Sept. to Oct. ^P
Frozen fruit and vegetable manufacturing - Continued								
Frozen vegetables, other than potato products.....		311411-47	17.7	0.1	0.4	1.3	1.6	1.6
Frozen potato products (French-fried, patties, puffs, etc.).....		311411-48	31.0	0.1	2.9	11.2	0.9	2.0
Secondary products and miscellaneous receipts.....		311411-SM						
Miscellaneous receipts.....		311411-M	83.5	0.0	0.0	-4.7	13.7	10.3
Frozen specialty food manufacturing.....	311412		19.4	1.5	0.4	3.5	-0.5	1.4
Primary products.....		311412-P	19.4	1.3	0.4	3.5	-0.5	1.3
Frozen dinners (beef, pork, and poultry pies) and nationality foods, incl. frozen pizza.....		311412-1	15.9	1.6	0.4	3.7	-0.6	1.6
Other frozen specialties, incl. all whipped topping, waffles, soups, etc., excluding seafood.....		311412-4	36.9	0.0	0.1	2.9	0.0	0.2
Secondary products and miscellaneous receipts.....		311412-SM						
Secondary products.....		311412-S	25.7	7.4	1.3	3.6	-3.1	5.1
Fruit & vegetable canning, pickling & drying.....	31142		18.9	2.6	0.7	1.2	0.7	1.0
Fruit and vegetable canning.....	311421		20.5	3.9	1.1	1.4	0.7	1.7
Primary products.....		311421-P	20.6	4.3	0.8	1.4	0.7	1.7
Canned catsup and other tomato based sauces.....		311421-D	22.5	-0.3	0.6	2.5	1.3	1.3
Canned jams, jellies, and preserves.....		311421-G	8.5	0.0	0.1	0.0	0.0	0.0
Canned and fresh fruit juices, nectars, and concentrates.....		311421-K	14.1	4.8	-0.2	0.6	1.0	1.1
Pickles and other pickled products, including horseradish.....		311421-Q	22.5	3.1	0.1	0.0	0.7	0.6
Canned fruits, excluding baby foods.....		311421-1	19.1	7.5	-0.7	0.3	0.6	0.0
Canned vegetables.....		311421-5	28.8	8.8	4.5	2.4	0.3	4.7
Secondary products and miscellaneous receipts.....		311421-SM						
Miscellaneous receipts.....		311421-M	24.2	3.8	-0.6	1.3	1.6	3.2
Secondary products.....		311421-S	18.4	-0.4	5.7	0.9	0.2	1.3
Specialty canning.....	311422		21.1	1.1	-0.2	0.0	0.0	0.1
Primary products.....		311422-P	24.3	1.1	-0.3	0.0	0.0	0.1
Canned baby foods and other canned specialty/nationality foods.....		311422-5	16.1	6.2	-3.5	0.0	0.0	0.0
Canned soups and stews, excluding frozen and seafood.....		311422-6	30.0	-0.2	0.0	0.0	0.0	0.0
Canned dry beans.....		311422-7	11.6	2.1	1.3	0.0	0.0	0.5
Secondary products and miscellaneous receipts.....		311422-SM						
Secondary products.....		311422-S	-	1.2	0.0	-	-	-
Dried and dehydrated food manufacturing.....	311423		10.3	0.4	0.4	2.3	2.0	-0.1
Primary products.....		311423-P	9.4	0.5	0.4	2.6	2.3	-0.4
Soup mixes (including dried/dehydrated/freeze-dried) and bouillon.....		311423-1	-	0.0	-4.5	4.1	6.7	-4.6
Dried and dehydrated fruits and vegetables, including freeze-dried.....		311423-5	12.9	0.7	2.0	2.5	1.4	0.9
Secondary products and miscellaneous receipts.....		311423-SM						
Dairy product mfg.....	3115		16.9	0.3	-1.1	-0.4	0.6	-0.1
Dairy product (except frozen) mfg.....	31151		17.3	0.3	-1.4	-0.5	0.6	-0.1
Fluid milk manufacturing.....	311511		17.5	0.6	-0.2	-1.4	0.9	0.8
Primary products.....		311511-P	17.2	0.3	-0.4	-1.6	0.6	0.8
Yogurt, except frozen.....		311511-A	12.1	0.1	0.4	0.0	5.8	-4.8
Perishable dairy product substitutes.....		311511-D	-8.5	0.1	0.0	0.0	0.1	0.0
Fluid milk and cream, bulk sales.....		311511-1	33.3	2.2	0.6	-0.6	1.7	0.2
Fluid milk and related products, packaged (incl. cartons, bottles, cans, etc.) excl. U.H.T.....		311511-5	18.1	-0.2	-0.9	-2.5	-0.9	2.5
Whole fluid milk, packaged, excluding U.H.T. and flavored.....		311511-51	18.5	0.2	-1.2	-2.8	-1.0	2.7
Fluid milk, lowfat, incl. 2.0, 1.0, and 0.5 percent packaged, excl. U.H.T. and flavored.....		311511-52	13.5	-0.7	-1.6	-3.1	-1.4	2.5
Fat free or skim milk, packaged, excluding U.H.T. and flavored.....		311511-53	7.7	-1.7	-1.8	-3.8	-2.1	2.9
Other fluid milk related products, incl. heavy & light cream, unflavored sour cream, etc.....		311511-59	37.3	1.3	1.8	0.3	0.9	1.7
Cottage cheese (including bakers', pot, and farmers' cheese).....		311511-7	13.3	1.2	0.1	-0.2	-0.4	1.5
Other packaged milk products incl. flavored milks, eggnog, buttermilk etc.....		311511-9	14.3	0.4	-0.7	-1.7	-0.2	1.9
Secondary products and miscellaneous receipts.....		311511-SM						
Miscellaneous receipts.....		311511-M	20.4	2.3	0.7	-1.0	2.3	0.7
Secondary products.....		311511-S	16.9	1.4	0.3	0.0	1.7	1.0
Creamery butter manufacturing.....	311512		48.8	-0.4	0.9	6.6	0.5	-9.0
Primary products.....		311512-P	48.8	-0.4	0.9	6.6	0.5	-9.0
Creamery butter.....		311512-0	48.8	-0.4	0.9	6.6	0.5	-9.0
Cheese manufacturing.....	311513		15.4	-0.4	-3.7	0.0	2.4	-0.2
Primary products.....		311513-P	15.2	-0.5	-4.2	-0.5	2.9	-0.4
Raw liquid whey.....		311513-A	4.9	-1.6	-2.2	-0.7	-0.3	-14.9

See footnotes at end of table.

Table 12. Producer price index percentage changes for the net output of selected industries and their products, not seasonally adjusted — Continued
 [November 2022]

Title ¹	Industry code	Product code	Unadjusted 12-month percent change ²	Unadjusted 1-month percent change ²				
				Nov. 2021 to Nov. 2022 ^P	June to July	July to Aug. ^P	Aug. to Sept. ^P	Sept. to Oct. ^P
Cheese manufacturing - Continued								
Natural cheese (cheddar, Swiss, Italian, brick, cream, grated, dried etc.) excl. cottage cheese.....		311513-1	14.2	-0.8	-3.8	-0.7	2.6	-0.2
Natural cheese, except lowfat, shipped in consumer packages or containers (3 lbs. or less).....		311513-1111	10.6	2.5	0.5	0.5	-0.1	-0.3
Natural cheese, except lowfat, shipped in packages or containers (more than 3 lbs.) or bulk.....		311513-1121	17.5	-2.9	-6.9	-1.6	4.7	-0.2
Lowfat natural cheese, except cottage cheese, shipped in consumer packages (3 lbs. or less).....		311513-1131	5.8	0.2	0.0	1.3	0.1	0.0
Lowfat natural cheese, except cottage cheese, shipped in packages (more than 3 lbs.) or in bulk.....		311513-1141	20.9	-3.3	-9.2	-2.8	8.0	1.7
Process cheese and related products.....		311513-4	18.5	0.4	-5.9	-0.6	4.1	-1.2
Process cheese, shipped in consumer packages or containers (3 lbs. or less)...		311513-41	13.5	1.7	-5.3	1.0	4.0	-2.2
All other process cheese and related products.....		311513-49	22.6	-0.5	-6.4	-1.7	4.2	-0.4
Process cheese, shipped in packages or containers (more than 3 lbs.) or in bulk.....		311513-4921	27.4	-0.4	-2.1	-6.0	-1.9	6.8
Cheese food, spread, and other related products.....		311513-4961	17.4	-0.7	-11.4	3.9	11.5	-7.8
Secondary products and miscellaneous receipts.....		311513-SM						
Miscellaneous receipts.....		311513-M	15.5	3.0	0.4	-0.3	1.6	0.6
Secondary products.....		311513-S	17.3	-0.5	-1.7	3.7	-0.7	0.7
Dry, condensed, and evaporated dairy products.....	311514		14.4	1.1	-0.3	-1.0	-3.1	0.2
Primary products.....		311514-P	3.7	0.2	-0.9	-2.2	-4.8	0.1
Ice cream mixes and related products.....		311514-A	20.3	1.6	1.9	-1.2	0.0	-0.4
Dairy product substitutes.....		311514-D	11.2	0.0	0.0	0.0	0.0	4.1
Dry milk products and mixtures.....		311514-1	-2.9	0.0	-1.8	-3.0	-8.3	-0.5
Milk products, shipped in consumer-type cans, excluding substitutes.....		311514-5	13.5	1.3	0.1	-0.4	0.4	0.3
Concentrated milk products shipped in bulk (barrels, drums, and tanks).....		311514-7	15.3	-4.0	2.7	-6.9	-1.1	-4.7
Secondary products and miscellaneous receipts.....		311514-SM						
Secondary products.....		311514-S	64.5	4.3	1.5	2.8	2.4	0.6
Ice cream and frozen dessert mfg.....	31152		12.3	0.8	2.9	0.4	0.2	0.1
Ice cream and frozen dessert manufacturing.....	311520		12.3	0.8	2.9	0.4	0.2	0.1
Primary products.....		311520-P	12.4	0.7	2.9	0.5	0.2	0.1
Ice cream and frozen dessert manufacturing.....		311520-0	12.4	0.7	2.9	0.5	0.2	0.1
Ice cream, incl. custards (excl. lowfat and nonfat) shipped in bulk (containers 3 gal or more).....		311520-01	11.8	0.5	-0.1	0.0	-0.1	0.0
Ice cream, incl. custards (excl. lowfat and nonfat) shipped in sizes less than 3 gallons.....		311520-02	11.3	0.7	4.1	0.7	0.2	0.3
Ice cream, including custards (excluding lowfat and nonfat), novelty forms.....		311520-03	18.5	0.6	2.7	0.6	0.5	0.1
Ice cream, including custards, lowfat and nonfat.....		311520-04	11.2	1.5	2.4	0.0	0.0	0.0
Other frozen desserts (yogurt, sherbet, water ices, mellorine, frozen pudding, gelato, etc.).....		311520-05	8.0	0.4	1.7	0.3	0.0	0.0
Secondary products and miscellaneous receipts.....		311520-SM						
Miscellaneous receipts.....		311520-M	9.4	0.0	5.6	0.0	0.0	0.0
Animal slaughtering & processing.....	31161		0.2	-0.7	-0.7	-3.1	-3.7	1.1
Animal, except poultry, slaughtering.....	311611		-7.6	-0.5	-0.6	-2.4	-2.7	1.8
Primary products.....		311611-P	-9.2	-0.7	-0.6	-2.6	-2.8	2.0
Pork, fresh/frozen, unprocessed, all cuts, except sausage, made in slaughtering plants.....		311611-A	-0.5	2.1	1.5	-2.9	-0.2	0.3
Pork, processed or cured, not canned or made into sausage, made in slaughtering plants.....		311611-G	16.0	-9.8	1.8	21.5	-1.8	-3.3
Fresh and processed sausage, deli, and cooked meats, made in slaughtering plants.....		311611-J	9.2	0.6	-0.1	0.4	-0.6	2.3
Hides, skins, and pelts, made in slaughtering plants.....		311611-Q	-17.3	2.0	-1.2	0.8	3.8	-5.8
Miscellaneous byproducts of slaughtering plants.....		311611-R	8.4	-0.1	0.7	-0.9	2.2	0.6
Beef, fresh or frozen, not canned or made into sausage, made in slaughtering plants.....		311611-1	-15.8	-1.3	-1.6	-4.4	-4.6	2.9
Beef, fresh/frozen whole/half carcass, not canned or made into sausage, misp...		311611-10	0.0	5.5	-1.7	-5.7	0.9	13.9
Beef, fresh/frozen variety meats, not canned or made into sausage, made in slaughtering plants.....		311611-16	1.0	-1.1	-0.9	2.8	0.0	4.8
Beef, fresh/frozen, primal and subprimal cuts, made in slaughtering plants.....		311611-17	-17.5	-1.7	-1.6	-4.7	-5.2	2.1
Lamb/mutton, fresh or frozen, not canned or made into sausage, made in slaughtering plants.....		311611-7	36.6	-2.7	-1.1	-0.9	0.0	52.2
Secondary products and miscellaneous receipts.....		311611-SM						
Miscellaneous receipts.....		311611-M	-	0.3	-1.9	-	-	-
Secondary products.....		311611-S	43.5	7.6	1.6	3.0	0.2	-1.7
Meat processed from carcasses.....	311612		5.0	-0.1	2.7	0.1	-0.1	-0.8
Primary products.....		311612-P	4.6	-0.1	2.9	0.0	-0.1	-0.9

See footnotes at end of table.

Table 12. Producer price index percentage changes for the net output of selected industries and their products, not seasonally adjusted — Continued
 [November 2022]

Title ¹	Industry code	Product code	Unadjusted 12-month percent change ²	Unadjusted 1-month percent change ²				
				Nov. 2021 to Nov. 2022 ^P	June to July	July to Aug. ^P	Aug. to Sept. ^P	Sept. to Oct. ^P
Meat processed from carcasses - Continued								
Other processed, frozen, or cooked meats, made from purchased carcasses.....		311612-A	1.0	0.9	0.9	-0.2	-0.8	-1.0
Boxed meat (beef, pork, lamb, etc.), made from purchased carcasses.....		311612-A1	4.9	0.8	1.5	2.1	2.9	-1.3
Frozen ground meat patties and other processed, frozen, or cooked meats, mfpc.....		311612-A5	-0.8	1.0	0.7	-1.3	-2.6	-0.9
Pork, processed or cured, not canned or made into sausage, mfpc.....		311612-1	3.8	-3.0	3.6	-0.6	1.8	-1.9
Pork, sweet-pickled, dry-cured, or dry salt, not canned or made into sausage, mfpc.....		311612-11	1.6	0.0	0.1	0.5	-0.3	0.0
Smoked hams and picnics, excluding canned, made from purchased carcasses.....		311612-12	17.5	-8.9	13.1	-4.6	8.1	0.8
Smoked slab bacon, made from purchased carcasses.....		311612-13	-7.4	-0.6	1.5	-0.7	-4.0	-2.6
Smoked sliced bacon, made from purchased carcasses.....		311612-14	-10.2	-1.5	-1.4	0.9	-0.8	-6.1
Other smoked pork, not canned or made into sausage, made from purchased carcasses.....		311612-15	16.2	0.2	-1.0	2.4	0.6	-0.1
Boiled ham, barbecue pork, and other cooked pork, except canned meats and sausage, mfpc.....		311612-16	26.5	4.9	1.2	5.0	-2.4	2.3
Sausage and similar products, excluding canned, made from purchased carcasses.....		311612-4	4.9	0.6	4.5	-0.8	-1.9	-0.1
Fresh sausage (pork sausage, breakfast links, etc.), excluding canned, mfpc....		311612-41	14.3	1.4	13.8	-1.1	-3.1	-0.1
Dry or semidry sausage (salami, cervelat, pepperoni, summer sausage, pork roll, etc), mfpc.....		311612-42	-0.3	-0.1	1.0	-0.7	-2.4	-0.4
Frankfurters, including wieners, excluding canned, made from purchased carcasses.....		311612-43	4.6	1.1	0.5	-0.4	-1.1	0.0
Other sausage (smoked or cooked) & jellied goods & similar preparations, excluding canned, mfpc.....		311612-44	2.4	0.5	1.5	-0.8	0.1	0.3
Secondary products and miscellaneous receipts.....		311612-SM						
Secondary products.....		311612-S	16.5	0.3	1.5	1.0	-0.1	0.3
Rendering and meat byproduct processing.....	311613		28.1	-2.5	2.0	0.6	-4.4	-0.5
Primary products.....		311613-P	28.5	-2.3	2.1	0.2	-4.4	-0.5
Lard, inedible tallow, and other greases, excluding wool grease.....		311613-2	24.9	-0.6	-0.3	0.4	1.7	2.4
Animal and marine feed and fertilizer byproducts.....		311613-5	31.3	-3.4	3.8	0.1	-8.2	-2.6
Meat and bone meal.....		311613-51	71.2	3.7	1.4	-8.7	-11.5	3.3
Animal and marine feed and fertilizer byproducts, except meat and bone meal..		311613-52	13.9	-8.2	5.6	6.7	-6.1	-6.1
Secondary products and miscellaneous receipts.....		311613-SM						
Poultry processing.....	311615		7.2	-1.2	-3.3	-6.6	-7.7	1.6
Primary products.....		311615-P	7.2	-1.2	-3.4	-6.7	-7.8	1.6
Processed poultry and small game (except soups), containing 20 percent or more poultry or meat.....		311615-D	10.7	-2.4	-3.5	-15.0	-12.4	11.8
Young chickens, including bulk, chilled, frozen, whole, and in parts.....		311615-1	-2.1	-1.3	-4.8	-3.8	-8.3	-3.5
Turkeys (including frozen, whole, and parts).....		311615-7	38.1	2.3	1.8	0.8	1.2	0.0
Other poultry and small game (including frozen), whole, and parts.....		311615-9	22.9	0.3	0.6	0.1	-0.5	7.2
Secondary products and miscellaneous receipts.....		311615-SM						
Secondary products.....		311615-S	7.9	0.1	-3.4	0.3	1.5	-5.2
Seafood product preparation & packaging.....	3117		4.7	1.0	-1.2	0.7	-0.3	-1.0
Seafood product preparation and packaging.....	31171		4.7	1.0	-1.2	0.7	-0.3	-1.0
Seafood product preparation and packaging.....	311710		4.7	1.0	-1.2	0.7	-0.3	-1.0
Primary products.....		311710-P	4.0	0.8	-1.3	0.8	-0.4	-1.0
Seafood canning.....		311710-1	-2.0	4.8	0.0	2.5	0.0	0.0
Fresh and frozen seafood processing.....		311710-2	5.2	0.2	-1.5	0.5	-0.5	-1.2
Prepared fresh fish/seafood, inc. surimi/surimi-based products.....		311710-21	10.1	-0.5	-0.9	2.7	-0.3	-0.4
Prepared frozen fish.....		311710-22	13.7	-1.9	0.5	0.3	-1.5	-0.1
Prepared frozen shellfish.....		311710-23	-10.2	2.1	-5.8	-1.1	-0.4	-2.2
Other prepared fresh and frozen seafood.....		311710-24	10.2	4.7	1.6	0.1	2.8	-4.6
Secondary products and miscellaneous receipts.....		311710-SM						
Miscellaneous receipts.....		311710-M	16.3	6.6	0.9	-1.8	1.2	-1.5
Bakeries & tortilla mfg.....	3118		17.3	1.9	1.4	1.5	0.6	1.3
Bread & bakery product mfg.....	31181		17.7	2.2	1.7	0.8	0.5	1.6
Retail bakeries.....	311811		14.0	0.4	1.7	0.2	1.1	0.0
Primary products.....		311811-P	13.9	0.3	1.7	0.2	1.2	0.0
Retail bakery products.....		311811-0	13.9	0.3	1.7	0.2	1.2	0.0
Secondary products and miscellaneous receipts.....		311811-SM						
Miscellaneous receipts.....		311811-M	9.3	7.1	0.0	0.0	0.0	0.0
Commercial bakeries.....	311812		19.7	2.8	2.0	1.1	0.4	2.1
Primary products.....		311812-P	17.7	2.5	2.3	1.0	0.1	2.4
Bread (white, wheat, rye, etc.), including frozen.....		311812-1	16.6	3.3	3.2	1.2	-0.7	1.1

See footnotes at end of table.

Table 12. Producer price index percentage changes for the net output of selected industries and their products, not seasonally adjusted — Continued
 [November 2022]

Title ¹	Industry code	Product code	Unadjusted 12-month percent change ²	Unadjusted 1-month percent change ²				
				Nov. 2021 to Nov. 2022 ^P	June to July	July to Aug. ^P	Aug. to Sept. ^P	Sept. to Oct. ^P
Commercial bakeries - Continued								
White pan bread.....		311812-15	20.5	5.6	4.5	1.4	-0.8	0.7
White hearth bread (French, Italian, etc.).....		311812-16	11.9	1.2	2.5	1.0	-0.4	1.1
Dark wheat breads (whole wheat, cracked wheat, multigrain, etc.).....		311812-17	13.3	1.3	3.6	0.6	-0.9	0.6
Other variety breads (rye, unleavened, raisin, potato, self-rising, salt-free, canned, etc.).....		311812-18	14.9	1.6	0.5	1.4	-0.5	2.5
Rolls, bread-type (including muffins, bagels, and croissants), including frozen.....		311812-5	18.6	2.2	1.9	1.6	0.0	6.2
Rolls, hamburger and wiener.....		311812-51	20.9	1.5	3.1	2.7	-0.6	8.9
All other rolls, bread-type (incl. muffins, bagels, and croissants).....		311812-59	16.3	3.0	0.7	0.5	0.6	3.4
Soft cakes, excluding frozen.....		311812-7	15.6	1.0	1.0	0.3	0.2	-0.9
Other sweet goods, excluding frozen.....		311812-9	20.4	1.5	0.5	-0.1	3.7	0.9
Secondary products and miscellaneous receipts.....		311812-SM						
Miscellaneous receipts.....		311812-M	26.6	4.5	0.1	0.0	2.2	0.9
Secondary products.....		311812-S	49.1	4.6	-0.4	2.7	2.5	-1.4
Frozen cakes and other pastries manufacturing.....	311813		9.9	0.7	0.3	-0.4	0.5	0.4
Primary products.....		311813-P	11.3	0.8	0.2	-0.5	0.6	0.4
Frozen cakes, pies, and other pastries.....		311813-0	11.3	0.8	0.2	-0.5	0.6	0.4
Secondary products and miscellaneous receipts.....		311813-SM						
Secondary products.....		311813-S	-	0.0	0.6	0.2	0.0	-
Cookie, cracker & pasta mfg.....	31182		16.7	1.6	0.2	2.4	0.5	0.5
Cookie and cracker manufacturing.....	311821		6.5	0.9	0.1	0.3	0.1	0.0
Primary products.....		311821-P	6.4	1.0	0.1	0.2	0.0	0.0
Crackers, biscuits, and related products.....		311821-2	0.2	0.0	0.0	0.0	0.0	0.0
Crackers, biscuits, and related products.....		311821-24	0.2	0.0	0.0	0.0	0.0	0.0
Cookies, wafers, and ice cream cones and cups (excluding frozen).....		311821-4	11.3	1.7	0.1	0.3	0.0	0.0
Secondary products and miscellaneous receipts.....		311821-SM						
Secondary products.....		311821-S	8.3	0.0	0.0	3.0	1.7	0.0
Dry pasta, dough, and flour mixes manufacturing from purchased flour.....	311824		25.5	2.2	0.4	3.9	0.9	0.9
Primary products.....		311824-P	27.2	2.3	0.5	4.0	1.5	-0.1
Prepared flour mixes (incl refrigerated & frozen doughs & batters) made from purchased flour.....		311824-1	24.9	1.2	0.7	5.4	0.8	0.6
Flour mixes (refrigerated & frozen doughs & batters), ex cake mixes, made from purchased flour.....		311824-12	25.5	1.2	0.8	5.2	0.9	0.6
Dry macaroni, spaghetti and egg noodle products (excluding canned or frozen).....		311824-3	32.8	4.7	0.0	1.1	3.0	-1.5
Secondary products and miscellaneous receipts.....		311824-SM						
Secondary products.....		311824-S	17.5	1.6	0.3	0.2	-0.8	1.3
Tortilla mfg.....	31183		17.7	-0.4	5.5	3.9	2.6	2.9
Tortilla manufacturing.....	311830		17.7	-0.4	5.5	3.9	2.6	2.9
Primary products.....		311830-P	20.4	-0.5	6.8	4.4	2.9	3.5
Tortillas, sold in bulk or packages, excluding frozen or canned.....		311830-0	20.4	-0.5	6.8	4.4	2.9	3.5
Secondary products and miscellaneous receipts.....		311830-SM						
Miscellaneous receipts.....		311830-M	8.1	0.0	0.2	4.5	1.7	0.0
Secondary products.....		311830-S	4.8	-0.2	-0.1	1.2	0.7	0.0
Other food manufacturing.....	3119		19.0	0.0	0.3	1.2	3.0	0.9
Snack food mfg.....	31191		12.0	-0.2	0.1	0.5	0.9	0.9
Roasted nuts and peanut butter manufacturing.....	311911		0.7	-0.2	0.3	0.4	0.1	-0.9
Primary products.....		311911-P	0.0	-0.2	0.3	0.2	0.1	-1.0
Nuts and seeds (salted, roasted, cooked, or blanched).....		311911-1	-1.3	-0.1	0.1	0.3	0.1	-1.0
Nuts (salted, roasted, cooked, or blanched), sold in bulk.....		311911-11	-4.7	0.3	-0.4	0.5	-1.4	-1.2
Canned nuts (salted, roasted, cooked, or blanched).....		311911-12	6.4	1.1	0.0	-0.7	1.2	3.2
All other packaged nuts, including all types of seeds (salted, roasted, cooked, or blanched).....		311911-13	-3.1	-1.1	0.5	0.7	0.8	-3.6
Peanut butter.....		311911-4	7.6	-1.3	2.0	-0.5	-0.1	-0.5
Secondary products and miscellaneous receipts.....		311911-SM						
Secondary products.....		311911-S	16.6	0.2	0.1	6.8	-0.1	0.5
Other snack food manufacturing.....	311919		17.6	-0.2	0.0	0.5	1.2	1.6
Primary products.....		311919-P	16.0	-0.2	0.0	0.5	1.4	1.8
Potato chips and sticks, plain and flavored.....		311919-1	16.2	-0.5	0.0	1.3	2.7	1.8
Corn chips and related products.....		311919-4	19.4	0.0	0.0	0.1	1.0	3.2
Other chips, sticks (hard pretzels, bacon rinds, popcorn (except candied), etc.).....		311919-7	11.5	0.0	0.0	0.0	0.0	0.0
Secondary products and miscellaneous receipts.....		311919-SM						
Coffee & tea mfg.....	31192		19.3	-0.9	1.7	3.7	1.2	0.4

See footnotes at end of table.

Table 12. Producer price index percentage changes for the net output of selected industries and their products, not seasonally adjusted — Continued
 [November 2022]

Title ¹	Industry code	Product code	Unadjusted 12-month percent change ²	Unadjusted 1-month percent change ²					
				Nov. 2021 to Nov. 2022 ^P	June to July	July to Aug. ^P	Aug. to Sept. ^P	Sept. to Oct. ^P	Oct. to Nov. ^P
Coffee & tea mfg - Continued									
Coffee and tea manufacturing.....	311920		19.3	-0.9	1.8	3.7	1.2	0.4	
Primary products.....		311920-P	19.7	-1.7	1.9	4.0	1.3	0.5	
Roasted coffee.....		311920-1	22.1	-2.0	2.3	4.8	1.4	0.5	
Coffee, concentrated, including coffee substitutes.....		311920-5	13.3	0.0	0.2	0.0	0.0	0.0	
Tea in consumer packages.....		311920-7	6.9	0.1	0.0	0.0	1.2	0.4	
Secondary products and miscellaneous receipts.....		311920-SM							
Miscellaneous receipts.....		311920-M	18.1	18.1	0.0	0.0	0.0	0.0	
Flavoring syrup & concentrate mfg.....	31193		11.8	2.3	0.6	0.3	1.8	0.0	
Flavoring syrup and concentrate manufacturing.....	311930		11.8	2.3	0.6	0.3	1.8	0.0	
Primary products.....		311930-P	11.4	2.5	0.1	0.0	1.9	0.0	
Liquid beverage bases, excluding use by soft drink bottlers.....		311930-1	7.1	0.0	2.2	0.0	0.0	0.0	
Soft drink flavoring syrup, sold in bulk.....		311930-6	3.9	0.1	0.0	0.0	0.0	0.0	
Other flavoring agents (except chocolate syrups).....		311930-8	12.6	3.0	0.0	0.0	2.3	0.0	
Secondary products and miscellaneous receipts.....		311930-SM							
Secondary products.....		311930-S	-	0.0	-	-	-	-	
Seasoning & dressing mfg.....	31194		8.2	0.2	0.4	2.1	0.3	0.4	
Mayonnaise, dressing, and sauce manufacturing.....	311941		13.8	0.0	0.3	4.4	0.6	0.7	
Primary products.....		311941-P	13.1	0.1	0.3	5.0	0.5	0.4	
Vinegar and cider.....		311941-1	8.3	0.0	0.7	0.0	0.0	0.0	
Prepared sauces, excluding tomato-based sauces and sauces comprised of 20 percent or more meat.....		311941-4	14.8	0.5	0.9	4.0	1.8	0.7	
Mayonnaise, salad dressings, and sandwich spreads.....		311941-7	12.7	-0.2	0.0	5.9	0.0	0.3	
Spoon-type salad dressing incl. mayonnaise, sandwich spreads, refrigerated dressings, semisolid.....		311941-75	8.3	-0.3	0.0	2.3	0.0	0.5	
Pourable-type salad dressing (reduced calorie, cheese, vinegar and oil, etc.)....		311941-76	17.8	0.0	0.0	9.9	0.0	0.0	
Secondary products and miscellaneous receipts.....		311941-SM							
Miscellaneous receipts.....		311941-M	10.0	0.0	0.0	0.0	0.0	0.0	
Secondary products.....		311941-S	17.9	-0.2	0.6	2.0	0.8	2.0	
Spice and extract manufacturing.....	311942		3.6	0.4	0.4	0.1	0.2	0.1	
Primary products.....		311942-P	2.9	0.2	0.3	0.1	0.1	0.1	
Table salt (evaporated), pepper (white and black), and other spices.....		311942-1	3.9	-0.1	1.1	-0.2	0.2	0.3	
Pepper and other spices in commercial sizes (1 lb or more).....		311942-16	-0.3	0.3	1.4	1.3	-0.5	1.1	
Flavoring extracts, emulsions, liquid flavors, and food colorings.....		311942-6	0.0	0.0	0.0	0.0	0.0	0.0	
Dry mix food preparations.....		311942-7	7.1	0.9	0.0	0.4	0.3	0.0	
Secondary products and miscellaneous receipts.....		311942-SM							
All other food mfg.....	31199		43.8	-0.5	-0.4	0.5	9.2	1.9	
Perishable prepared food manufacturing.....	311991		19.3	0.0	1.0	1.9	8.5	6.1	
Primary products.....		311991-P	19.9	0.1	0.8	1.9	9.2	6.5	
Perishable prepared foods.....		311991-0	19.9	0.1	0.8	1.9	9.2	6.5	
Secondary products and miscellaneous receipts.....		311991-SM							
Miscellaneous receipts.....		311991-M	5.5	0.0	0.0	0.3	0.3	0.1	
All other miscellaneous food manufacturing.....	311999		67.2	-0.9	-1.3	-0.5	9.6	-0.8	
Primary products.....		311999-P	77.2	-0.4	-1.8	-0.9	10.9	-0.4	
All other miscellaneous manufactured foods.....		311999-0	77.2	-0.4	-1.8	-0.9	10.9	-0.4	
Secondary products and miscellaneous receipts.....		311999-SM							
Beverage & tobacco mfg.....	312		11.1	0.4	2.3	0.9	0.4	1.2	
Beverage mfg.....	3121		11.0	0.3	2.6	1.1	0.6	0.8	
Soft drink & ice mfg.....	31211		14.3	1.0	4.8	2.0	0.3	0.0	
Soft drink manufacturing.....	312111		13.8	0.8	5.5	2.1	0.2	0.0	
Primary products.....		312111-P	14.4	1.0	6.0	2.3	-0.1	0.1	
Soft drinks, non-carbonated.....		312111-A	15.4	0.3	12.1	3.4	0.4	-0.1	
Soft drinks, non-carbonated, all other types.....		312111-A3	9.3	0.0	0.8	4.1	1.2	0.2	
Soft drinks, non-carbonated, fruit drinks, cocktails, ades.....		312111-A4	21.1	0.6	23.5	2.9	-0.3	-0.4	
Soft drinks, bottled, canned, glass, plastic, carbonated.....		312111-2	13.9	1.3	3.5	1.7	-0.3	0.2	
Secondary products and miscellaneous receipts.....		312111-SM							
Miscellaneous receipts.....		312111-M	10.2	0.5	1.2	2.1	2.7	-1.4	
Secondary products.....		312111-S	11.3	-2.2	4.4	0.5	0.0	0.4	
Bottled water manufacturing.....	312112		18.9	2.3	-0.1	1.1	0.1	0.0	
Primary products.....		312112-P	19.5	2.4	-0.1	1.1	0.1	0.0	
Bottled water.....		312112-0	19.5	2.4	-0.1	1.1	0.1	0.0	

See footnotes at end of table.

Table 12. Producer price index percentage changes for the net output of selected industries and their products, not seasonally adjusted — Continued
 [November 2022]

Title ¹	Industry code	Product code	Unadjusted 12-month percent change ²	Unadjusted 1-month percent change ²				
				Nov. 2021 to Nov. 2022 ^P	June to July	July to Aug. ^P	Aug. to Sept. ^P	Sept. to Oct. ^P
Bottled water manufacturing - Continued								
Secondary products and miscellaneous receipts.....		312112-SM						
Miscellaneous receipts.....		312112-M	5.8	0.0	0.0	0.2	0.0	0.0
Secondary products.....		312112-S2	28.2	3.6	-2.5	0.8	-0.2	0.0
Ice manufacturing.....	312113		14.1	0.2	0.1	0.0	7.3	1.1
Primary products.....		312113-P	14.0	0.2	0.1	0.0	7.6	1.1
Ice, manufactured (cubed, crushed, etc.), including can or block.....		312113-0	14.0	0.2	0.1	0.0	7.6	1.1
Secondary products and miscellaneous receipts.....		312113-SM						
Miscellaneous receipts.....		312113-M	12.2	0.0	0.3	0.3	0.3	0.0
Breweries.....	31212		6.7	0.3	0.2	0.1	1.1	0.3
Breweries.....	312120		6.7	0.3	0.2	0.1	1.1	0.3
Primary products.....		312120-P	6.5	-0.1	0.2	0.0	1.4	0.3
Canned beer and ale case goods.....		312120-1	7.1	0.0	0.1	-0.1	1.2	0.4
Bottled beer and ale case goods.....		312120-5	6.5	-0.2	0.4	0.2	1.9	0.3
Beer and ale in barrels and kegs.....		312120-7	3.3	-0.2	0.3	0.2	0.3	0.0
All other malt beverages and brewing products.....		312120-9	7.3	0.1	-0.2	1.3	2.1	0.2
Secondary products and miscellaneous receipts.....		312120-SM						
Miscellaneous receipts.....		312120-M	14.4	22.2	0.0	0.6	-11.2	0.0
Wineries.....	31213		9.4	0.1	0.2	0.0	1.4	4.8
Wineries.....	312130		9.4	0.1	0.2	0.0	1.4	4.8
Primary products.....		312130-P	9.9	0.1	0.3	0.1	1.4	5.2
Wines, brandy, and brandy spirits.....		312130-0	9.9	0.1	0.3	0.1	1.4	5.2
Wines, white, red & rose grape, and other fruit, 14 percent or less alcohol.....		312130-08	4.9	0.1	0.0	0.2	2.0	0.0
Wines, white grape, 14 percent or less alcohol content.....		312130-0811	6.3	0.1	0.2	0.0	4.5	0.0
Wines, red grape, 14 percent or less alcohol content.....		312130-0821	3.9	0.0	-0.3	0.0	0.0	0.0
Wines, rose grape & other fruits & berries, 14 percent or less alcohol.....		312130-0831	-	1.0	0.6	2.0	0.0	-
Wines, dessert, effervescent, and wine coolers.....		312130-09	2.2	0.0	0.0	0.0	0.0	1.1
Wines, effervescent, including sparkling (carbonated), wine coolers.....		312130-0921	2.8	0.0	0.0	0.0	0.0	1.4
Other wines, brandy, and brandy spirits.....		312130-0B	28.9	0.0	1.2	0.0	0.0	23.8
Secondary products and miscellaneous receipts.....		312130-SM						
Miscellaneous receipts.....		312130-M	1.9	0.0	0.0	-2.4	0.0	0.0
Distilleries.....	31214		7.2	-4.0	0.6	0.6	0.3	0.0
Distilleries.....	312140		7.2	-4.0	0.6	0.6	0.3	0.0
Primary products.....		312140-P	7.4	-4.2	0.5	0.7	0.3	0.0
Distilled liquor, excluding brandy.....		312140-2	13.7	-8.4	1.1	1.4	0.7	0.0
Distilled whiskey, all other distilled liquor, excluding brandy.....		312140-22	11.1	-0.1	-0.1	0.0	0.0	0.0
Bottled liquor, excluding brandy.....		312140-5	2.0	0.0	-0.1	0.0	0.0	0.0
Bottled whiskey.....		312140-5B	-1.1	0.0	-1.8	0.0	0.0	0.0
Bottled gin, vodka, rum, cordials, cocktails, and similiar compounds.....		312140-5C	4.7	0.1	1.4	0.0	0.0	0.0
Secondary products and miscellaneous receipts.....		312140-SM						
Miscellaneous receipts.....		312140-M	6.4	0.0	6.2	0.0	0.0	0.0
Tobacco mfg.....	3122		11.1	0.7	1.8	0.6	0.0	1.9
Tobacco manufacturing.....	31223		11.1	0.7	1.8	0.6	0.0	1.9
Tobacco manufacturing.....	312230		11.1	0.7	1.8	0.6	0.0	1.9
Primary products.....		312230-P	11.4	0.7	1.9	0.7	0.0	1.9
Tobacco stemming and redrying.....		312230-0	3.3	0.0	-0.1	0.0	0.2	2.7
Tobacco, unstemmed leaf, redried before packing.....		312230-01	6.1	0.0	-0.1	0.0	0.3	5.1
Tobacco, stemmed.....		312230-04	0.2	0.0	0.0	0.0	0.0	0.0
Cigarettes, excluding electronic.....		312230-1	12.3	0.8	2.0	0.8	0.0	2.1
Other tobacco products.....		312230-9	7.8	0.1	1.6	0.2	0.0	1.0
Cigars.....		312230-91	3.1	0.0	0.0	0.0	0.0	0.0
Chewing and smoking tobacco.....		312230-94	8.4	0.1	1.9	0.0	0.0	1.3
Secondary products and miscellaneous receipts.....		312230-SM						
Textile mills.....	313		11.1	0.5	0.9	-0.5	-0.7	-0.1
Fiber, yarn, and thread mills.....	3131		8.7	1.2	-0.1	-2.9	-3.7	-1.5
Fiber, yarn, and thread mills.....	31311		8.7	1.2	-0.1	-2.9	-3.7	-1.5
Fiber, yarn, and thread mills.....	313110		8.7	1.2	-0.1	-2.9	-3.7	-1.5
Primary products.....		313110-P	8.9	1.2	-0.1	-2.9	-3.7	-1.5
Spun yarns.....		313110-4	5.7	1.5	0.0	-4.2	-6.3	-2.2
Spun cotton yarns.....		313110-42	-	-	0.0	-3.3	-7.0	-3.5

See footnotes at end of table.

Table 12. Producer price index percentage changes for the net output of selected industries and their products, not seasonally adjusted — Continued
 [November 2022]

Title ¹	Industry code	Product code	Unadjusted 12-month percent change ²	Unadjusted 1-month percent change ²				
				Nov. 2021 to Nov. 2022 ^P	June to July	July to Aug. ^P	Aug. to Sept. ^P	Sept. to Oct. ^P
Fiber, yarn, and thread mills - Continued								
Noncellulosic fiber and other natural fiber (excluding cotton and wool) spun yarns.....		313110-47	4.1	0.8	-0.1	-5.8	-5.9	-0.4
Textured and twisted yarns.....		313110-6	13.6	0.7	-0.2	-1.2	0.0	-0.6
Fabric mills.....	3132		11.0	0.1	1.6	0.1	-0.1	0.5
Broadwoven fabric mills.....	31321		9.1	1.1	0.6	0.3	-0.3	-0.3
Broadwoven fabric mills.....	313210		9.1	1.1	0.6	0.3	-0.3	-0.3
Primary products.....		313210-P	9.0	1.1	0.6	0.3	-0.3	-0.4
Fabricated textile products, made in weaving mills.....		313210-W	-7.9	0.3	0.0	0.0	-3.4	0.0
Cotton broadwoven fabrics.....		313210-4	15.2	3.9	2.1	1.5	-1.5	-1.1
Manmade, silk, and other natural fiber (excluding cotton and wool) broadwoven fabrics.....		313210-8	7.9	0.6	0.3	0.0	0.1	-0.2
Greige manmade, silk, and other natural fiber (exc cotton/wool) broadwoven fabrics.....		313210-81	8.1	0.7	-0.3	-0.2	0.1	-0.4
Finished manmade, silk, & natural fiber (exc cotton/wool) broadwoven, finished in weaving mills.....		313210-83	7.4	0.3	1.6	0.3	0.0	0.2
Secondary products and miscellaneous receipts.....		313210-SM						
Narrow fabric mills and schiffli embroidery.....	31322		13.5	1.9	0.6	1.3	0.9	0.0
Narrow fabric mills and schiffli embroidery.....	313220		13.5	1.9	0.6	1.3	0.9	0.0
Primary products.....		313220-P	13.0	2.0	0.4	1.5	1.1	0.0
Woven narrow fabrics (12 inches or less in width).....		313220-2	10.5	2.9	0.7	0.0	0.0	0.0
Braided narrow fabrics (12 inches or less in width).....		313220-4	19.8	1.2	0.0	4.2	3.2	0.0
Secondary products and miscellaneous receipts.....		313220-SM						
Secondary products.....		313220-S	22.8	1.9	3.6	0.1	0.0	0.0
Nonwoven fabric mills.....	31323		10.9	-0.8	2.1	-0.2	-0.4	1.1
Nonwoven fabric mills.....	313230		10.9	-0.8	2.1	-0.2	-0.4	1.1
Primary products.....		313230-P	10.0	-1.2	2.4	-0.2	-0.4	1.1
Nonwoven fabrics.....		313230-1	9.9	0.0	1.0	-0.1	-0.5	1.2
Pressed, punched, or needled felts, excluding hats.....		313230-5	11.8	2.7	-1.2	0.2	0.1	2.3
Secondary products and miscellaneous receipts.....		313230-SM						
Knit fabric mills.....	31324		14.8	0.6	2.5	0.5	1.1	-0.2
Knit fabric mills.....	313240		14.8	0.6	2.5	0.5	1.1	-0.2
Primary products.....		313240-P	14.9	0.5	2.8	0.4	1.2	-0.3
Weft (circular) knit fabrics.....		313240-2	14.0	0.2	1.8	0.2	2.4	0.0
Weft (circular) knit fabrics, greige goods (excl uding hosiery).....		313240-21	4.8	0.0	2.4	0.0	0.0	0.0
Weft (circular) knit fabrics, knit and finished in the same establishment (excl hosiery).....		313240-23	19.6	0.3	1.4	0.4	3.8	0.0
Other knit fabrics and laces.....		313240-4	15.9	0.9	3.9	0.5	0.0	-0.5
Warp knit fabrics, greige goods (excluding hosiery).....		313240-41	20.4	0.3	2.3	-0.1	0.0	-0.7
Warp knit fabrics, knit and finished in same establishment.....		313240-43	15.0	0.7	5.2	0.8	0.0	0.0
Secondary products and miscellaneous receipts.....		313240-SM1						
Textile and fabric finishing mills.....	3133		13.3	0.6	0.4	0.4	0.5	-0.1
Textile and fabric finishing mills.....	31331		11.6	0.1	0.6	0.6	0.5	-0.2
Textile and fabric finishing mills.....	313310		11.6	0.1	0.6	0.6	0.5	-0.2
Primary products.....		313310-P	12.3	0.1	0.6	0.6	0.6	-0.2
Textile and fabric finishing, except broadwoven.....		313310-B	31.4	0.1	3.5	3.7	2.4	-0.3
Finished broadwoven fabrics, finished in finishing mills.....		313310-4	2.9	0.1	-1.0	-1.2	-0.6	-0.2
Commission finishing of cotton broadwoven fabrics.....		313310-43	11.4	0.1	0.1	0.1	0.2	0.0
Other finished broadwoven fabrics (excl. cotton and wool), finished in finishing mills.....		313310-45	-0.8	0.0	-1.8	-2.2	-1.1	-0.3
Other commission finishing of broadwoven fabrics (excl. cotton & wool).....		313310-47	8.3	0.2	0.2	0.2	0.1	0.0
Secondary products and miscellaneous receipts.....		313310-SM						
Fabric coating mills.....	31332		18.0	1.9	0.0	0.1	0.5	0.1
Fabric coating mills.....	313320		18.0	1.9	0.0	0.1	0.5	0.1
Primary products.....		313320-P	17.2	2.0	0.0	0.1	0.6	0.1
Vinyl coated fabrics, including expanded vinyl coated.....		313320-1	8.5	0.0	0.8	0.0	0.8	-0.5
Rubber coated fabrics, garment and footwear.....		313320-4	19.0	0.0	0.4	0.0	1.3	0.0
Coated or laminated fabrics and coated yarns, incl. impregnated fabrics.....		313320-5	20.9	3.3	-0.4	0.2	0.3	0.4
Secondary products and miscellaneous receipts.....		313320-SM						
Secondary products.....		313320-S	0.8	0.0	0.0	-0.1	0.0	-0.9
Textile product mills.....	314		5.1	0.8	0.8	0.3	0.2	0.7

See footnotes at end of table.

Table 12. Producer price index percentage changes for the net output of selected industries and their products, not seasonally adjusted — Continued
 [November 2022]

Title ¹	Industry code	Product code	Unadjusted 12-month percent change ²	Unadjusted 1-month percent change ²				
				Nov. 2021 to Nov. 2022 ^P	June to July	July to Aug. ^P	Aug. to Sept. ^P	Sept. to Oct. ^P
Textile product mills - Continued								
Textile furnishings mills.....	3141		1.7	0.7	0.6	0.3	0.4	0.5
Carpet and rug mills.....	31411		0.6	0.5	1.2	0.3	0.0	0.8
Carpet and rug mills.....	314110		0.6	0.5	1.2	0.3	0.0	0.8
Primary products.....		314110-P	0.4	0.6	1.2	0.3	0.0	0.6
Carpet and rugs.....		314110-0	0.4	0.6	1.2	0.3	0.0	0.6
Secondary products and miscellaneous receipts.....		314110-SM						
Curtain and linen mills.....	31412		4.0	0.9	-0.8	0.3	1.1	0.0
Curtain and linen mills.....	314120		4.0	0.9	-0.8	0.3	1.1	0.0
Primary products.....		314120-P	3.3	1.1	-0.9	0.3	1.2	0.0
Curtains and draperies, made from purchased materials.....		314120-1	10.6	0.0	0.0	0.0	5.2	0.0
Other household textile products, made from purchased materials.....		314120-8	1.2	1.4	-1.2	0.4	0.0	0.0
Bedspreads, made from purchased materials.....		314120-83	5.5	0.0	0.0	0.0	0.0	0.0
Other household furnishings, made from purchased materials.....		314120-89	0.1	1.7	-1.5	0.5	0.0	0.0
Secondary products and miscellaneous receipts.....		314120-SM						
Miscellaneous receipts.....		314120-M	7.3	0.0	0.0	0.0	0.0	0.0
Secondary products.....		314120-S	15.6	0.7	0.0	0.5	2.2	1.4
Other textile product mills.....	3149		9.8	0.9	1.1	0.2	-0.1	0.9
Textile bag and canvas mills.....	31491		7.2	0.3	0.1	0.0	0.0	0.0
Textile bag and canvas mills.....	314910		7.2	0.3	0.1	0.0	0.0	0.0
Primary products.....		314910-P	7.5	0.4	0.1	0.0	0.0	0.0
Textile bags.....		314910-1	-	0.0	0.0	0.0	0.0	-
Canvas and related products.....		314910-5	7.9	0.5	0.1	0.0	0.0	0.0
Secondary products and miscellaneous receipts.....		314910-SM						
Miscellaneous receipts.....		314910-M	3.6	0.0	0.0	0.0	0.0	0.0
Secondary products.....		314910-S	8.2	0.1	0.1	-0.1	0.0	0.5
All other textile product mills.....	31499		11.1	1.2	1.7	0.3	-0.1	1.3
Rope, twine, tire cord, and tire fabric mills.....	314994		7.1	0.8	1.4	0.1	-1.0	-2.2
Primary products.....		314994-P	7.0	0.8	1.3	0.1	-1.1	-2.4
Rope, cordage, and twine.....		314994-4	0.6	0.2	-0.1	0.2	-1.1	-0.5
Tire cord and tire fabrics.....		314994-7	11.2	1.2	2.1	0.0	-1.2	-3.5
Secondary products and miscellaneous receipts.....		314994-SM						
Miscellaneous receipts.....		314994-M	7.9	0.0	3.2	0.9	0.8	-0.3
All other miscellaneous textile product mills.....	314999		12.4	1.3	1.8	0.4	0.2	2.5
Primary products.....		314999-P	12.8	1.6	2.0	0.4	0.3	2.5
Embroideries (excluding Schiffl machine products) and embroidery contractors.....		314999-6	5.1	0.0	1.0	0.5	0.0	0.8
Trimmings and findings, excluding automobile and apparel.....		314999-7	8.9	0.0	1.0	0.0	0.0	0.0
All other miscellaneous fabricated textile products.....		314999-8	13.4	2.1	2.4	0.3	0.4	3.2
Secondary products and miscellaneous receipts.....		314999-SM						
Miscellaneous receipts.....		314999-M	12.0	0.1	0.3	0.1	0.0	4.8
Secondary products.....		314999-S	9.4	0.0	1.0	1.1	0.0	0.8
Apparel manufacturing.....	315		5.4	0.4	0.1	0.6	0.0	0.6
Apparel knitting mills.....	3151		3.6	1.1	0.0	0.0	0.0	0.0
Hosiery and sock mills.....	31511		5.2	1.8	0.0	0.0	0.0	0.0
Hosiery and sock mills.....	315110		5.2	1.8	0.0	0.0	0.0	0.0
Primary products.....		315110-P	5.2	1.8	0.0	0.0	0.0	0.0
Hosiery and socks.....		315110-0	5.2	1.8	0.0	0.0	0.0	0.0
Other apparel knitting mills.....	31519		1.0	0.0	0.0	0.0	0.0	0.0
Other apparel knitting mills.....	315190		1.1	0.0	0.0	0.0	0.0	0.0
Primary products.....		315190-P	1.9	0.0	0.0	0.0	0.0	0.0
Secondary products and miscellaneous receipts.....		315190-SM						
Cut and sew apparel manufacturing.....	3152		5.1	0.2	0.0	0.4	0.0	0.8
Cut and sew apparel contractors.....	31521		3.2	0.0	0.0	0.0	0.2	3.0
Cut and sew apparel contractors.....	315210		3.2	0.0	0.0	0.0	0.2	3.0
Primary products.....		315210-P	3.3	0.0	0.0	0.0	0.2	3.1
Contract receipts for women's, girls', and infants' apparel.....		315210-2	-	0.0	0.0	0.0	0.0	-
Contract receipts for men's and boys' (including unisex) apparel.....		315210-4	8.0	0.0	0.0	0.0	0.5	7.5
Contract receipts for men's and boys' pants, work apparel, and other outerwear.....		315210-48	9.8	0.0	0.0	0.0	0.9	8.8

See footnotes at end of table.

Table 12. Producer price index percentage changes for the net output of selected industries and their products, not seasonally adjusted — Continued
 [November 2022]

Title ¹	Industry code	Product code	Unadjusted 12-month percent change ²	Unadjusted 1-month percent change ²				
			Nov. 2021 to Nov. 2022 ^P	June to July	July to Aug. ^P	Aug. to Sept. ^P	Sept. to Oct. ^P	Oct. to Nov. ^P
Cut and sew apparel contractors - Continued								
Secondary products and miscellaneous receipts.....		315210-SM						
Men's and boys' cut and sew apparel mfg.....	31522		14.2	0.4	0.0	0.1	0.0	0.5
Men's and boys' cut and sew apparel manufacturing.....	315220		14.2	0.4	0.0	0.1	0.0	0.5
Primary products.....		315220-P	17.5	0.5	0.0	0.2	0.0	0.6
Men's and boys' work clothing.....		315220-C	5.3	0.0	0.2	1.2	0.0	0.0
Men's and boys' work clothing and washable service apparel (excl. work shirts and jeans), mfgm.....		315220-C3	5.3	0.0	0.3	1.3	0.0	0.0
Men's and boys' other outerwear.....		315220-E	23.2	2.1	0.0	-0.3	0.0	2.2
Men's and boys' nontailored coats, jackets, and vests (excl. ski apparel & work jackets), mfgm.....		315220-E1	27.4	2.6	0.0	-0.4	0.0	2.7
Men's and boys' heavyweight nontailored coats, jackets, and vests (excl. ski apparel & work).....		315220-E11	8.0	5.6	0.0	0.5	0.0	0.7
Men's and boys' lightweight nontailored coats, jackets, and vests (excl. ski apparel & work).....		315220-E12	51.4	0.0	0.0	-1.1	0.0	4.5
Men's and boys' nightwear, robes, and underwear, made from purchased fabrics.....		315220-1	7.8	0.0	0.0	0.0	0.0	0.0
Men's and boys' shirts, except work shirts.....		315220-6	4.4	0.0	0.0	0.0	0.0	0.0
Men's and boys' knit dress and sport shirts, made from purchased fabrics.....		315220-61	3.6	0.0	0.0	0.0	0.0	0.0
Men's and boys' woven dress and sport shirts, made from purchased fabrics.....		315220-63	-	0.0	0.0	-	-	-
Secondary products and miscellaneous receipts.....		315220-SM						
Secondary products.....		315220-S	6.8	0.0	0.0	0.2	0.2	0.2
Women's & girls' cut & sew apparel mfg.....	31524		3.0	0.2	0.1	0.7	-0.1	0.0
Women's, girls', and infants' cut and sew apparel manufacturing.....	315240		3.0	0.2	0.1	0.7	-0.1	0.0
Primary products.....		315240-P	0.6	0.1	0.1	0.1	-0.2	0.0
Women's and girls' lingerie and nightwear.....		315240-1	0.7	0.0	0.0	0.0	0.0	0.0
Women's and girls' underwear, excluding foundation garments, made from purchased fabrics.....		315240-11	4.6	0.0	0.0	0.0	0.0	0.0
Women's and girls' nightwear, excluding robes and dressing gowns, made from purchased fabrics.....		315240-13	1.7	0.0	0.0	0.0	0.0	0.0
Women's and girls' blouses and shirts.....		315240-2	0.2	0.1	0.0	0.0	0.0	0.0
Women's and girls' knit shirts and blouses, made from purchased fabrics.....		315240-21	0.1	0.0	0.0	0.0	0.0	0.0
Women's and girls' woven shirts and blouses, made from purchased fabrics.....		315240-23	0.4	0.3	0.0	0.0	0.0	0.0
Women's and girls' dresses, made from purchased fabrics.....		315240-3	0.2	0.0	0.0	0.0	0.0	0.0
Women's and girls' suits, coats, and skirts.....		315240-4	0.7	0.0	0.0	0.0	-4.6	0.0
Women's and girls' skirts, made from purchased fabrics.....		315240-46	0.5	0.0	0.0	0.0	-5.6	0.0
Women's and girls' other outerwear.....		315240-8	1.6	0.2	0.3	0.2	0.0	-0.2
Women's and girls' shorts, including tennis skirts, made from purchased fabrics.....		315240-84	4.5	0.0	0.0	0.0	0.0	0.0
Women's and girls' slacks, jeans, & jean-cut casual slacks (exc. sweatpants), mfgm.....		315240-86	0.0	0.0	0.0	0.0	0.0	0.0
Women's and girls' swimwear, made from purchased fabrics.....		315240-8A	0.2	0.6	1.2	0.8	0.0	-0.7
Women's and girls' nontailored coats, jackets, vests, and washable service apparel, mfgm.....		315240-8T	0.4	0.0	0.0	0.0	0.0	0.0
Secondary products and miscellaneous receipts.....		315240-SM						
Secondary products.....		315240-S	13.6	2.8	0.0	9.0	0.2	0.0
Other cut and sew apparel manufacturing.....	31528		5.9	0.1	0.0	0.0	-0.1	0.2
Other cut and sew apparel manufacturing.....	315280		5.9	0.1	0.0	0.0	-0.1	0.2
Primary products.....		315280-P	5.9	0.1	0.0	0.0	-0.1	0.2
Fur and leather apparel, made from purchased materials.....		315280-2	8.3	0.6	0.0	0.0	0.0	1.7
All other cut and sew apparel, made from purchased materials.....		315280-6	5.5	0.0	0.0	0.0	-0.1	0.0
Team sport uniforms, men's and boys', made from purchased fabrics.....		315280-65	8.0	0.0	0.0	0.0	-0.8	0.0
Vestments and costumes, made from purchased materials.....		315280-69	5.1	0.0	0.0	0.0	0.0	0.0
Secondary products and miscellaneous receipts.....		315280-SM						
Secondary products.....		315280-S	5.9	0.0	0.0	0.0	0.0	0.1
Accessories and other apparel manufacturing.....	3159		10.5	0.8	0.4	2.7	0.1	0.0
Accessories and other apparel manufacturing.....	31599		10.5	0.8	0.4	2.7	0.1	0.0
Accessories and other apparel manufacturing.....	315990		10.5	0.8	0.4	2.7	0.1	0.0
Primary products.....		315990-P	8.8	0.8	0.6	0.2	0.1	0.0
All other accessories and apparel.....		315990-B	12.7	1.3	1.0	0.0	0.0	0.0
Leather belts, made from purchased materials.....		315990-BC	3.8	0.0	0.0	0.0	0.0	0.0
All other apparel accessories, made from purchased materials.....		315990-BE	14.8	1.6	1.2	0.0	0.0	0.0
Hats, caps, and millinery products.....		315990-4	8.9	0.0	0.0	0.7	0.0	0.0
Men's and boys' fabric, straw, and felt hats, made from purchased materials.....		315990-41	12.3	0.0	0.0	0.0	0.0	0.0

See footnotes at end of table.

Table 12. Producer price index percentage changes for the net output of selected industries and their products, not seasonally adjusted — Continued
 [November 2022]

Title ¹	Industry code	Product code	Unadjusted 12-month percent change ²	Unadjusted 1-month percent change ²				
				Nov. 2021 to Nov. 2022 ^P	June to July	July to Aug. ^P	Aug. to Sept. ^P	Sept. to Oct. ^P
Accessories and other apparel manufacturing - Continued								
Women's, girls', and infants' fabric, straw, and felt hats, made from purchased materials.....		315990-43	0.0	0.0	0.0	0.0	0.0	0.0
Hat bodies and fabric caps, made from purchased materials.....		315990-45	6.9	0.0	0.0	1.3	0.0	0.0
Gloves and mittens, made from purchased materials.....		315990-7	7.3	2.0	1.1	0.0	0.8	0.0
Secondary products and miscellaneous receipts.....		315990-SM						
Miscellaneous receipts.....		315990-M	15.9	0.8	0.0	10.2	0.0	0.0
Secondary products.....		315990-S	4.3	0.5	0.0	0.0	0.0	0.0
Leather and allied product manufacturing.....	316		6.6	1.7	0.2	1.2	0.1	-0.2
Leather and hide tanning and finishing.....	3161		1.7	4.3	-0.7	0.1	-0.7	-0.9
Leather and hide tanning and finishing.....	31611		1.7	4.3	-0.7	0.1	-0.7	-0.9
Leather and hide tanning and finishing.....	316110		1.6	4.3	-0.7	0.1	-0.7	-0.9
Primary products.....		316110-P	1.3	4.5	-0.8	0.2	-0.8	-1.0
Finished and unfinished leather.....		316110-1	-0.9	5.4	-1.0	0.1	-0.9	-1.1
Tanning or finishing leather owned by others, and furs, dressed and dyed or bleached.....		316110-2	14.0	0.0	0.5	0.3	0.0	0.0
Contract and commission receipts for tanning or finishing leather owned by others.....		316110-21	14.0	0.0	0.5	0.3	0.0	0.0
Secondary products and miscellaneous receipts.....		316110-SM						
Footwear manufacturing.....	3162		9.5	1.4	0.8	2.6	0.5	0.0
Footwear manufacturing.....	31621		9.5	1.4	0.8	2.6	0.5	0.0
Footwear manufacturing.....	316210		9.5	1.4	0.8	2.6	0.5	0.0
Primary products.....		316210-P	9.4	1.4	0.9	2.8	0.5	0.0
Rubber and plastics footwear, including athletic footwear.....		316210-1	4.5	1.1	0.0	0.0	0.0	0.0
Men's footwear (size 6 and larger), excluding athletic.....		316210-2	14.2	1.7	1.5	5.4	0.8	0.0
Women's footwear (size 4 and larger), excluding athletic.....		316210-5	4.6	1.3	0.4	0.0	0.5	0.1
Secondary products and miscellaneous receipts.....		316210-SM						
Miscellaneous receipts.....		316210-M	11.3	0.4	0.2	2.8	0.0	0.0
Other leather product manufacturing.....	3169		6.2	0.3	0.1	0.0	0.1	0.1
Other leather product manufacturing.....	31699		6.2	0.3	0.1	0.0	0.1	0.1
Women's handbag and purse manufacturing.....	316992		0.1	0.0	0.0	0.0	0.1	0.0
Primary products.....		316992-P	0.1	0.0	0.0	0.0	0.1	0.0
Women's and children's handbags and purses.....		316992-0	0.1	0.0	0.0	0.0	0.1	0.0
Secondary and miscellaneous receipts.....		316992-SM						
All other leather and allied good mfg.....	316998		7.8	0.3	0.1	0.0	0.1	0.1
Primary products.....		316998-P	5.8	0.4	0.1	0.0	0.1	0.1
Luggage (including suitcases, travel bags, backpacks, and other types).....		316998-1	3.4	0.0	0.0	0.0	0.0	0.0
Personal leather goods (excluding women's handbags and purses).....		316998-2	6.4	0.0	0.0	0.0	0.0	0.0
Boot and shoe cut stock and findings.....		316998-4	9.8	0.0	1.1	0.0	1.4	0.0
All other miscellaneous leather goods.....		316998-5	6.4	0.9	0.0	0.0	0.0	0.3
Secondary products and miscellaneous receipts.....		316998-SM						
Miscellaneous receipts.....		316998-M	16.0	0.0	0.0	0.0	0.0	0.0
Wood product manufacturing.....	321		3.9	-2.0	-0.1	-2.2	-2.0	-1.3
Sawmills and wood preservation.....	3211		-4.3	0.5	-3.4	-4.0	-3.2	-1.7
Sawmills and wood preservation.....	32111		-4.3	0.5	-3.4	-4.0	-3.2	-1.7
Sawmills.....	321113		-7.8	0.5	-4.5	-4.6	-3.9	-2.0
Primary products.....		321113-P	-8.8	0.7	-4.4	-5.2	-4.3	-2.0
Hardwood lumber, made in sawmills.....		321113-1	-34.4	1.6	-7.8	-6.3	-11.3	-9.4
Softwood lumber, made in sawmills.....		321113-3	-3.9	0.7	-4.1	-5.8	-3.4	-0.5
Softwood dressed lumber, less than 2 inches in nominal thickness, not edge worked.....		321113-32	22.4	-9.3	-7.6	-3.3	2.5	2.5
Softwood dressed 2-inch lumber, 2 inches in nominal thickness only, not edge worked.....		321113-33	-8.6	3.5	-6.2	-8.2	-5.4	-1.3
Softwood dressed lumber and timbers, more than 2 inches in nominal thickness, not edge worked.....		321113-34	-15.8	0.0	9.5	-6.3	-7.6	1.4
Wood chips, excluding field chips.....		321113-5	8.0	-1.1	-0.7	-0.5	0.1	-0.8
Wood ties, siding, shingles, and shakes, and contract sawing of logs owned by others.....		321113-7	4.3	-0.2	0.2	2.4	0.2	-0.1
Secondary products and miscellaneous receipts.....		321113-SM						
Wood preservation.....	321114		13.7	0.6	1.7	-1.5	0.0	-0.2
Primary products.....		321114-P	14.0	0.7	1.8	-1.6	0.0	0.2

See footnotes at end of table.

Table 12. Producer price index percentage changes for the net output of selected industries and their products, not seasonally adjusted — Continued
 [November 2022]

Title ¹	Industry code	Product code	Unadjusted 12-month percent change ²	Unadjusted 1-month percent change ²				
			Nov. 2021 to Nov. 2022 ^P	June to July	July to Aug. ^P	Aug. to Sept. ^P	Sept. to Oct. ^P	Oct. to Nov. ^P
Wood preservation - Continued								
Wood poles, piles, and posts owned and treated by the same establishment.		321114-1	37.6	2.2	0.2	2.4	-0.3	0.7
Other wood products owned and treated by the same establishment.		321114-5	6.1	0.1	2.8	-3.6	0.2	0.0
Receipts for treating wood owned by others w/ arsenical chemicals, creosote, & other chemicals.		321114-9	6.6	-0.5	0.3	-0.2	-0.3	-0.5
Secondary products and miscellaneous receipts.		321114-SM						
Plywood and engineered wood product mfg.	3212		1.9	-6.9	0.9	-2.9	-2.6	-1.8
Plywood and engineered wood product mfg.	32121		1.9	-6.9	0.9	-2.9	-2.6	-1.8
Hardwood veneer and plywood manufacturing.	321211		9.4	0.6	4.3	0.5	2.4	-1.9
Primary products.		321211-P	9.1	0.6	3.9	0.5	2.6	-1.9
Hardwood veneer, including veneer backed with paper, cloth, or other flexible material.		321211-1	15.5	0.7	0.7	2.4	0.3	0.4
Hardwood plywood.		321211-4	4.5	0.8	2.3	-1.2	5.4	-3.6
Hardwood veneered panels, including two-ply veneers.		321211-7	12.2	-0.1	16.1	2.1	-1.3	-1.1
Secondary products and miscellaneous receipts.		321211-SM						
Softwood veneer and plywood manufacturing.	321212		7.3	-9.1	-2.4	-0.4	-4.9	-4.0
Primary products.		321212-P	3.1	-10.5	-3.9	-0.4	-5.9	-4.9
Softwood veneer, incl. veneer backed w/ paper, cloth, or other flexible material. ...		321212-1	2.5	-6.6	-6.0	-6.1	-6.5	-6.5
Softwood plywood products: rough, sanded, and specialties.		321212-4	3.2	-11.6	-3.3	1.2	-5.7	-4.4
Secondary products and miscellaneous receipts.		321212-SM						
Secondary products.		321212-S	32.8	0.0	6.0	0.0	0.0	0.3
Engineered wood member manufacturing.	321213		8.7	0.0	-0.7	-0.3	-0.1	-3.3
Primary products.		321213-P	8.2	0.0	-0.7	-0.3	-0.1	-3.6
Engineered wood members (excluding trusses).		321213-0	8.2	0.0	-0.7	-0.3	-0.1	-3.6
Laminated veneer lumber.		321213-01	16.2	0.1	0.5	0.0	-0.1	0.0
Other engineered structural wood members, excluding trusses & laminated veneer lumber.		321213-02	1.6	-0.1	-1.8	-0.6	0.0	-6.7
Secondary products and miscellaneous receipts.		321213-SM						
Truss manufacturing.	321214		9.5	-1.9	-3.3	-3.3	-2.9	-1.2
Primary products.		321214-P	9.2	-2.1	-3.5	-3.7	-2.9	-1.3
Wood trusses.		321214-0	9.2	-2.1	-3.5	-3.7	-2.9	-1.3
Secondary products and miscellaneous receipts.		321214-SM						
Reconstituted wood product manufacturing.	321219		-8.8	-12.1	5.7	-5.9	-2.9	-0.4
Primary products.		321219-P	-9.0	-12.2	5.8	-5.9	-2.9	-0.4
Hardboard products.		321219-B	28.7	0.0	0.0	0.0	3.4	0.0
Particleboard made from particleboard produced at the same location.		321219-1	8.9	0.2	-1.0	1.4	-1.8	-0.6
Secondary products and miscellaneous receipts.		321219-SM						
Other wood product manufacturing.	3219		8.3	-0.6	0.7	-1.3	-1.3	-0.9
Millwork.	32191		9.2	0.1	1.5	-1.9	-0.4	-1.0
Wood window and door manufacturing.	321911		14.2	0.6	4.8	-1.2	0.6	-0.2
Primary products.		321911-P	14.8	0.6	5.0	-1.1	0.7	-0.2
Wood window units.		321911-1	18.0	0.0	7.2	0.0	0.0	0.0
Double hung wood window units.		321911-11	13.7	0.0	0.0	0.0	0.0	0.0
Casement wood window units.		321911-12	19.1	0.0	9.6	0.0	0.0	0.0
All other wood window units, including horizontal sliding, awning and single hung.		321911-13	25.2	0.0	19.6	0.0	0.0	0.0
Wood sash, excluding sash shipped in window units.		321911-3	19.6	0.0	9.3	0.0	0.0	0.0
Wood window & door frames, incl. door frames in door units, excl. window frames in window units.		321911-5	-3.7	0.0	3.6	-7.8	0.0	-2.0
Wood panel, flush, & molded face doors, interior & exterior, incl. doors with glazed sections.		321911-7	20.7	2.1	0.4	0.3	3.1	0.1
Other wood doors, incl. garage, patio, bifold, cabinet, screen, storm and louver. ...		321911-9	17.2	0.4	7.6	0.1	-0.3	0.2
Secondary products and miscellaneous receipts.		321911-SM						
Secondary products.		321911-S	9.6	-1.1	6.4	-4.1	0.6	-0.6
Cut stock, resawing lumber, and planing.	321912		3.8	-0.5	-1.2	-2.2	-1.9	-2.5
Primary products.		321912-P	-1.1	-0.6	-1.8	-3.1	-2.5	-3.2
Softwood lumber, made from purchased lumber.		321912-3	3.7	-0.2	-2.0	-2.5	-1.6	-2.4
Hardwood cut stock and dimension.		321912-6	-14.2	-0.8	-4.1	-4.9	-4.8	0.0
Softwood cut stock and dimension.		321912-8	-9.3	-2.1	0.7	-5.4	-2.9	-1.8
Sawn wood fence stock, wood lath, and contract resawing and planing.		321912-9	44.6	0.0	0.0	0.0	0.0	0.0
Secondary products and miscellaneous receipts.		321912-SM						
Other millwork, including flooring.	321918		8.3	0.1	-0.3	-2.6	0.0	-0.3
Primary products.		321918-P	9.0	0.2	-0.4	-2.0	-0.2	-0.4

See footnotes at end of table.

Table 12. Producer price index percentage changes for the net output of selected industries and their products, not seasonally adjusted — Continued
 [November 2022]

Title ¹	Industry code	Product code	Unadjusted 12-month percent change ²	Unadjusted 1-month percent change ²				
			Nov. 2021 to Nov. 2022 ^P	June to July	July to Aug. ^P	Aug. to Sept. ^P	Sept. to Oct. ^P	Oct. to Nov. ^P
Other millwork, including flooring - Continued								
Wood moldings.....		321918-2	11.0	0.0	0.0	0.1	0.0	0.0
Other wood millwork products, including stairwork, exterior millwork, and softwood flooring.....		321918-5	8.5	0.0	-0.9	-4.6	-2.6	-2.9
Hardwood flooring.....		321918-7	7.6	0.4	-0.6	-2.3	0.7	0.3
Hardwood flooring, other than oak and maple.....		321918-72	10.6	0.0	0.2	0.0	0.0	-0.2
Oak and maple hardwood flooring.....		321918-73	7.1	0.5	-0.7	-2.7	0.8	0.4
Secondary products and miscellaneous receipts.....		321918-SM						
Miscellaneous receipts.....		321918-M	-	-	-	-	0.0	0.0
Secondary products.....		321918-S	3.3	1.5	0.8	-8.9	5.4	1.7
Wood container and pallet manufacturing.....	32192		5.8	-0.7	-0.4	-0.4	-2.9	-1.9
Wood container and pallet manufacturing.....	321920		5.8	-0.7	-0.4	-0.4	-2.9	-1.9
Primary products.....		321920-P	4.5	-1.0	-0.5	-0.6	-3.0	-2.1
Nailed and lock-corner wood boxes.....		321920-1	0.7	0.0	2.1	-2.1	0.0	0.0
Wood box and crate shooks.....		321920-3	6.7	0.0	-0.2	-1.3	-3.5	-5.9
Wood pallets and pallet containers, wood and metal combination.....		321920-5	6.4	-1.3	-0.7	-0.5	-2.0	-2.0
Other wood container parts and wood containers.....		321920-7	-13.1	0.0	0.0	0.0	-14.6	0.0
Secondary products and miscellaneous receipts.....		321920-SM						
Miscellaneous receipts.....		321920-M	21.0	3.5	0.4	1.0	-1.6	0.0
Secondary products.....		321920-S	4.1	-3.0	0.4	0.5	-0.2	-0.6
All other wood product manufacturing.....	32199		8.3	-1.8	-0.1	-0.6	-2.2	-0.1
Manufactured home, mobile home, manufacturing.....	321991		11.5	0.3	-1.2	-1.0	-0.9	-0.4
Primary products.....		321991-P	11.5	0.1	-1.3	-0.9	-0.9	-0.4
Manufactured homes (mobile homes), all width sizes (incl. multisection).....		321991-1	11.5	0.1	-1.3	-0.9	-0.9	-0.4
Secondary products and miscellaneous receipts.....		321991-SM						
Prefabricated wood building manufacturing.....	321992		10.8	-3.5	1.0	-0.9	-1.5	0.4
Primary products.....		321992-P	10.7	-3.7	0.1	-0.3	-1.7	-0.3
Prefabricated stationary wood buildings, components (not sold as complete units).....		321992-1	0.1	0.0	-0.4	0.0	0.0	-0.3
Prefabricated stationary wood buildings, shipped in panel form (complete units).....		321992-5	44.9	-18.9	0.6	-0.5	-2.5	-1.4
Prefabricated stationary wood buildings, precut packages (complete units).....		321992-6	12.8	-0.9	0.7	-0.6	0.1	0.3
Prefabricated stationary wood buildings, shipped in three-dimensional assemblies.....		321992-7	6.5	2.1	0.0	-0.2	-4.1	0.0
Prefabricated stationary wood buildings, three-dimensional assemblies, residential.....		321992-71	6.4	2.1	0.0	0.0	-4.8	0.0
Prefabricated stationary wood buildings, three-dimensional assemblies, nonresidential.....		321992-72	7.0	2.0	0.1	-1.5	0.0	0.0
Secondary products and miscellaneous receipts.....		321992-SM						
Miscellaneous receipts.....		321992-M	11.8	-3.4	7.8	-4.9	-0.7	5.2
Miscellaneous wood product manufacturing.....	321999		3.4	-3.0	0.5	-0.1	-4.0	0.0
Primary products.....		321999-P	3.0	-3.3	0.4	-0.1	-4.3	0.0
All other miscellaneous wood products.....		321999-0	3.0	-3.3	0.4	-0.1	-4.3	0.0
Secondary products and miscellaneous receipts.....		321999-SM						
Paper manufacturing.....	322		14.3	0.8	1.4	0.4	0.7	0.7
Pulp, paper & paperboard mills.....	3221		15.0	0.4	0.7	0.7	0.7	1.8
Pulp mills.....	32211		28.9	-0.9	5.5	0.0	0.7	0.4
Pulp mills.....	322110		28.9	-0.9	5.5	0.0	0.7	0.4
Primary products.....		322110-P	28.9	-0.9	5.5	0.0	0.7	0.4
Special alpha and dissolving wood pulp, incl. sulfite and sulfate and other wood pulp.....		322110-6	27.8	-0.3	6.3	-0.1	0.3	-0.2
All other miscellaneous pulp, other than wood, and pulp mill by-products, incl. turpentine.....		322110-9	33.2	-3.3	2.3	0.0	2.6	2.6
Paper mills.....	32212		16.6	0.6	0.4	1.4	1.2	3.1
Paper, except newsprint, mills.....	322121		16.4	0.5	0.4	1.5	1.3	3.3
Primary products.....		322121-P	17.8	0.9	0.3	1.7	1.2	3.4
Sanitary tissue paper products, made in paper mills.....		322121-Q	18.8	0.6	-0.6	1.5	1.5	6.1
Paper table napkins, industrial & retail pkgs, bulk and dispenser types, made in paper mills.....		322121-Q2	28.1	0.3	-0.1	1.0	0.2	12.4
Paper towels, industrial packages (rolled, folded, and interfolded), made in paper mills.....		322121-Q6	28.8	0.9	0.0	0.0	4.6	8.1
Other sanitary tissue paper products, made in paper mills.....		322121-Q9	16.9	-0.3	-0.7	1.2	0.9	2.8
Bleached bristol, clay-coated, uncoated, and industrial converted paper.....		322121-6	16.3	0.7	1.0	2.1	1.1	1.1
Secondary products and miscellaneous receipts.....		322121-SM						

See footnotes at end of table.

Table 12. Producer price index percentage changes for the net output of selected industries and their products, not seasonally adjusted — Continued
 [November 2022]

Title ¹	Industry code	Product code	Unadjusted 12-month percent change ²	Unadjusted 1-month percent change ²				
			Nov. 2021 to Nov. 2022 ^P	June to July	July to Aug. ^P	Aug. to Sept. ^P	Sept. to Oct. ^P	Oct. to Nov. ^P
Paper, except newsprint, mills - Continued								
Newsprint mills.....	322122		20.7	1.2	1.0	-1.2	0.0	0.0
Primary products.....		322122-P	20.7	1.2	1.0	-1.2	0.0	0.0
Newsprint.....		322122-1	25.7	0.7	0.9	2.9	0.0	0.0
Secondary products and miscellaneous receipts.....		322122-SM1						
Paperboard mills.....	32213		11.3	0.3	0.4	0.0	0.0	0.1
Paperboard mills.....	322130		11.3	0.3	0.4	0.0	0.0	0.1
Primary products.....		322130-P	11.9	0.7	-0.1	0.1	0.2	0.4
Bleached packaging and industrial converting paperboard.....		322130-B	17.3	0.0	0.0	0.0	1.2	1.8
Unbleached kraft packaging and industrial converting paperboard.....		322130-1	9.4	0.6	0.0	0.0	0.0	0.0
Recycled paperboard.....		322130-7	12.4	1.5	-0.3	0.3	0.1	0.0
Secondary products and miscellaneous receipts.....		322130-SM						
Secondary products.....		322130-S	-	-8.4	11.1	0.3	-3.5	-
Converted paper product mfg.....	3222		13.7	1.1	1.7	0.2	0.7	0.1
Paper container mfg.....	32221		13.3	0.4	1.7	0.0	0.2	0.4
Corrugated and solid fiber box manufacturing.....	322211		9.3	0.3	0.6	-0.4	0.0	-0.1
Primary products.....		322211-P	10.6	0.2	0.8	0.1	0.0	-0.1
Corrugated and solid fiber boxes, including pallets.....		322211-0	10.6	0.2	0.8	0.1	0.0	-0.1
Corrugated shipping containers for food and beverages and carryout boxes for retail food.....		322211-01	13.5	2.8	0.3	0.2	0.0	-0.2
Corrugated shipping containers for paper and allied products.....		322211-02	8.7	-0.7	0.0	0.0	0.0	0.0
Corrugated shipping containers for metal and electrical machinery.....		322211-03	11.1	-2.7	7.7	0.0	0.0	0.0
Corrugated shipping containers for all other end uses.....		322211-04	10.7	0.0	0.1	0.0	0.0	0.0
Corrugated paperboard in sheets and rolls, lined and unlined.....		322211-05	10.7	0.5	0.3	0.2	0.1	0.0
Other corrugated and solid fiber products, including containers, pallets, pads, etc.....		322211-09	9.3	0.0	-0.2	0.0	-0.2	0.0
Secondary products and miscellaneous receipts.....		322211-SM						
Miscellaneous receipts.....		322211-M	-7.5	0.8	-1.8	-7.2	-0.6	-0.3
Secondary products.....		322211-S	5.5	0.2	0.0	0.0	0.0	-0.1
Folding paperboard box manufacturing.....	322212		25.1	1.0	4.7	0.5	0.9	1.9
Primary products.....		322212-P	23.7	1.1	4.7	0.6	1.0	2.1
Folding paperboard boxes, packaging, and packaging components.....		322212-0	23.7	1.1	4.7	0.6	1.0	2.1
Secondary products and miscellaneous receipts.....		322212-SM						
Other paperboard container manufacturing.....	322219		16.8	0.5	2.6	0.7	0.3	0.6
Primary products.....		322219-P	18.5	0.5	3.0	0.7	0.3	0.6
Setup (rigid) paperboard boxes.....		322219-1	45.2	1.4	2.9	1.6	-0.3	3.5
Paperboard fiber drums with ends of any material.....		322219-7	-1.2	0.5	2.0	0.0	-0.2	-0.3
Fiber cans, tubes, and similar fiber products.....		322219-8	24.3	0.2	1.3	1.4	0.5	0.0
Fiber cans, all fiber and composite.....		322219-81	27.2	0.7	0.0	0.4	0.6	-0.4
Fiber cores and tubes.....		322219-82	23.1	0.0	2.0	2.0	0.5	0.2
Paperboard cones, reels, spools, bobbins, blocks, and all vulcanized fiber products.....		322219-83	1.4	0.7	0.0	0.0	0.1	0.0
Secondary products and miscellaneous receipts.....		322219-SM						
Miscellaneous receipts.....		322219-M	8.4	0.0	0.0	4.4	0.0	0.0
Paper bag and coated and treated paper mfg.....	32222		11.4	0.9	1.7	0.4	1.3	-0.3
Paper bag and coated and treated paper manufacturing.....	322220		11.4	0.9	1.7	0.4	1.3	-0.3
Primary products.....		322220-P	11.9	1.0	1.9	0.5	1.5	-0.3
Specialty bags, pouches, and liners, multiweb laminations and foil, except film-film.....		322220-C	15.7	0.4	-0.9	0.0	2.8	0.3
Uncoated single-web paper grocers' bags and sacks and variety and shopping bags.....		322220-D	3.4	1.7	0.0	0.0	0.0	0.0
Laminated aluminum foil rolls and sheets for flexible packaging uses.....		322220-F	21.9	0.0	0.1	0.1	10.4	0.0
Pasted, lined, laminated, or surface-coated paperboard.....		322220-G	15.9	0.0	1.7	0.6	0.0	0.0
Single-web paper, rolls and sheets, including waxed, for flexible packaging uses.....		322220-H	24.6	4.2	10.2	0.0	1.6	0.0
Multiweb laminated rolls and sheets, except foil, for flexible packaging uses.....		322220-J	15.7	3.7	3.7	-1.0	1.3	0.0
Printing paper, coated at establishments other than where paper was produced.....		322220-K	0.9	0.0	2.1	0.0	0.0	0.0
Pressure-sensitive products.....		322220-N	13.0	1.1	1.1	1.3	0.2	0.1
Wallcoverings.....		322220-7	0.0	0.0	0.0	0.0	0.0	0.0
Converted foil for nonpackaging applications.....		322220-8	22.3	0.0	3.5	11.7	0.0	0.0
Other coated and processed papers, except for packaging uses.....		322220-9	7.8	-0.2	2.5	-0.8	2.3	-2.7
Secondary products and miscellaneous receipts.....		322220-SM						
Miscellaneous receipts.....		322220-M	-5.0	0.0	0.9	-6.1	0.0	-0.6
Stationery product mfg.....	32223		23.7	4.4	2.6	-1.6	2.2	-3.6

See footnotes at end of table.

Table 12. Producer price index percentage changes for the net output of selected industries and their products, not seasonally adjusted — Continued
 [November 2022]

Title ¹	Industry code	Product code	Unadjusted 12-month percent change ²	Unadjusted 1-month percent change ²					
				Nov. 2021 to Nov. 2022 ^P	June to July	July to Aug. ^P	Aug. to Sept. ^P	Sept. to Oct. ^P	Oct. to Nov. ^P
Stationery product mfg - Continued									
Stationery product manufacturing.....	322230		23.7	4.4	2.6	-1.6	2.2	-3.6	
Primary products.....		322230-P	24.1	4.0	2.7	-1.4	2.4	-3.8	
Die-cut paper and paperboard office supplies.....		322230-4	36.7	7.7	0.0	0.0	0.0	0.0	
Envelopes, commercial, all types and materials.....		322230-5	28.4	1.9	1.6	-0.1	0.4	0.1	
Tablets, pads and related products.....		322230-9	21.8	2.7	0.1	0.2	0.2	3.0	
Secondary products and miscellaneous receipts.....		322230-SM							
Miscellaneous receipts.....		322230-M	6.7	11.5	-0.7	-6.6	-0.2	0.3	
Other converted paper product mfg.....	32229		13.8	2.2	1.2	2.0	0.9	0.9	
Sanitary paper product manufacturing.....	322291		13.7	2.8	1.6	2.6	1.3	1.2	
Primary products.....		322291-P	12.7	2.6	1.7	1.8	2.2	1.1	
Disposable diapers and similar disposable products, made from purchased sanitary paper stock.....		322291-2	4.4	1.6	0.0	0.3	2.4	0.0	
Sanitary tissue paper products, made from purchased sanitary paper stock or wadding.....		322291-5	25.0	4.1	3.9	3.8	1.9	2.6	
Secondary products and miscellaneous receipts.....		322291-SM							
Miscellaneous receipts.....		322291-M	47.4	10.4	1.3	29.8	-19.3	2.8	
All other converted paper product mfg.....	322299		14.2	1.2	0.4	0.9	0.2	0.3	
Primary products.....		322299-P	13.2	1.1	0.3	0.9	0.3	0.3	
Molded pulp goods, including egg cartons, florist pots, food trays, etc.....		322299-1	12.5	1.7	-0.2	1.9	-1.2	0.8	
Miscellaneous converted paper and paperboard products.....		322299-3	13.3	1.0	0.4	0.7	0.5	0.2	
Secondary products and miscellaneous receipts.....		322299-SM							
Printing and related support activities.....	323		15.9	0.3	0.8	0.5	0.2	0.7	
Printing and related support activities.....	3231		15.9	0.3	0.8	0.5	0.2	0.7	
Printing.....	32311		16.2	0.3	0.8	0.5	0.2	0.7	
Commercial screen printing.....	323113		10.1	0.4	0.8	0.2	0.5	0.0	
Primary products.....		323113-P	10.4	0.3	1.0	0.0	0.5	0.0	
Screen printing on garments, apparel accessories, and other fabric articles, excluding labels.....		323113-4	9.4	0.3	0.1	0.0	0.1	0.0	
Screen printing (excluding on textiles, apparel, apparel accessories, and labels)...		323113-6	-	0.2	3.1	0.0	1.5	-	
Secondary products and miscellaneous receipts.....		323113-SM							
Miscellaneous receipts.....		323113-M	9.5	1.6	0.0	1.3	0.0	0.0	
Secondary products.....		323113-S	8.1	0.5	0.6	0.5	0.3	0.5	
Books printing.....	323117		25.7	2.4	0.9	1.1	1.1	1.5	
Primary products.....		323117-P	26.2	2.2	1.0	1.1	1.2	1.7	
Other book and pamphlet printing and binding.....		323117-E	2.8	0.0	0.0	0.1	0.0	0.0	
Textbook printing and binding.....		323117-1	25.3	1.9	0.9	0.3	0.7	0.1	
Technical, scientific, & professional book printing & binding.....		323117-3	21.6	0.4	0.2	1.7	0.7	0.0	
Religious book printing and binding.....		323117-5	31.0	3.1	2.0	2.2	1.1	0.6	
General book (trade, etc.) printing & binding.....		323117-7	40.4	3.7	1.6	1.5	2.2	3.8	
Secondary products and miscellaneous receipts.....		323117-SM							
Commercial printing, except screen and books.....	32311K		16.2	0.2	0.8	0.5	0.1	0.7	
Primary products.....		32311K-P	14.3	0.2	0.9	0.6	0.1	0.4	
Commercial lithographic printing.....		32311K-0	16.1	0.5	1.3	0.5	0.1	0.5	
Other commercial and general job printing (lithographic).....		32311K-0B	21.7	0.2	1.8	0.3	0.0	0.6	
Magazine and periodical printing (lithographic).....		32311K-01	17.9	0.6	0.4	3.0	0.4	0.0	
Label and wrapper printing (lithographic).....		32311K-03	4.4	4.3	0.0	0.0	0.0	0.0	
Catalog and directory printing (lithographic).....		32311K-05	14.4	-1.4	6.6	-0.2	-0.2	0.5	
Advertising printing (lithographic).....		32311K-09	12.7	0.4	0.8	0.2	0.3	0.8	
Commercial flexographic printing.....		32311K-2	18.7	-0.4	0.0	0.9	0.2	0.0	
Label and wrapper printing (flexographic).....		32311K-21	20.6	-0.3	0.0	0.9	0.1	0.0	
Quick printing.....		32311K-4	5.1	0.0	0.0	0.0	0.0	0.0	
Digital printing.....		32311K-5	12.0	0.4	0.7	1.0	0.0	1.2	
Manifold business forms printing.....		32311K-6	0.1	0.0	0.0	0.0	0.0	0.0	
Other commercial printing.....		32311K-9	4.7	0.0	1.2	0.0	0.0	0.0	
All other commercial and general job printing.....		32311K-9V	0.2	0.0	0.0	0.0	0.0	0.0	
Secondary products and miscellaneous receipts.....		32311K-SM							
Miscellaneous receipts.....		32311K-M	20.1	0.2	0.0	0.2	0.0	0.0	
Secondary products.....		32311K-S	46.7	0.0	1.2	0.0	0.1	5.2	
Support activities for printing.....	32312		6.9	0.3	0.3	0.3	0.3	0.0	
Support activities for printing.....	323120		6.9	0.3	0.3	0.3	0.3	0.0	
Primary products.....		323120-P	7.4	0.4	0.3	0.4	0.4	0.0	

See footnotes at end of table.

Table 12. Producer price index percentage changes for the net output of selected industries and their products, not seasonally adjusted — Continued
 [November 2022]

Title ¹	Industry code	Product code	Unadjusted 12-month percent change ²	Unadjusted 1-month percent change ²				
				Nov. 2021 to Nov. 2022 ^P	June to July	July to Aug. ^P	Aug. to Sept. ^P	Sept. to Oct. ^P
Support activities for printing - Continued								
Softcover, pamphlet, sample book, and other binding of books and materials printed elsewhere.....		323120-3	18.7	1.4	1.3	1.8	1.9	0.0
Miscellaneous binding and postpress work, incl collating, perforating, folding, gluing, etc.....		323120-5	7.7	0.5	0.0	0.2	0.0	0.0
Prepress services, excl platemaking (incl film, assembled flats, color sep., typesetting, etc.).....		323120-7	5.4	0.0	0.0	0.0	0.0	0.0
Printing plates and cylinders, prepared for printing (excl blank plates and blank cylinders).....		323120-9	2.6	0.0	0.0	0.0	0.0	0.0
Secondary products and miscellaneous receipts.....		323120-SM						
Petroleum and coal products manufacturing.....	324		25.7	-12.1	-12.3	1.2	4.2	-4.2
Petroleum and coal products mfg.....	3241		25.7	-12.1	-12.3	1.2	4.2	-4.2
Petroleum refineries.....	32411		26.1	-12.9	-13.1	1.2	4.5	-4.5
Petroleum refineries.....	324110		26.1	-12.9	-13.1	1.2	4.5	-4.5
Primary products.....		324110-P	26.3	-13.2	-13.5	1.2	4.6	-4.8
Kerosene, except jet fuel.....		324110-B	56.5	-14.3	-7.3	8.6	0.9	-2.0
Light fuel oils.....		324110-C	58.9	-14.6	-12.2	9.9	10.5	-3.7
Home heating oil and other distillates, NEC.....		324110-C1	45.5	-15.0	-6.1	0.8	12.7	-10.6
Diesel fuel.....		324110-C2	59.6	-14.6	-12.5	10.3	10.4	-3.4
Heavy fuel oils, including No. 5, No. 6, heavy diesel, gas enrichment oils, etc.....		324110-E	-11.0	-4.2	-16.7	-2.1	-17.9	-0.7
Unfinished oils and lubricating oil base stock.....		324110-J	33.5	2.9	-0.7	-5.4	-2.8	-1.8
Liquefied refinery gases, including other aliphatics (feed stock and other uses).....		324110-R	-33.0	-8.3	-12.7	-4.1	-11.1	-6.3
Other finished petroleum products, including waxes.....		324110-T	-15.1	-18.5	-26.7	-7.8	-4.4	3.6
Gasoline, including finished base stocks and blending agents.....		324110-1	6.8	-15.4	-15.7	-4.9	4.2	-7.7
Motor gasoline, including finished base stocks and blending agents.....		324110-12	6.5	-15.7	-15.7	-5.2	4.4	-7.9
Regular gasoline.....		324110-121	5.2	-16.3	-15.4	-5.6	4.8	-8.4
Mid-premium gasoline.....		324110-122	9.0	-14.0	-19.6	-2.0	3.6	-7.6
Premium gasoline.....		324110-123	15.6	-11.3	-17.4	-3.1	1.9	-4.0
Jet fuel.....		324110-6	48.9	-6.1	-11.1	1.9	-1.1	0.2
Asphalt.....		324110-9	3.9	3.2	-5.0	-11.2	-17.1	-7.3
Secondary products and miscellaneous receipts.....		324110-SM1						
Asphalt paving and roofing materials mfg.....	32412		15.7	1.4	0.7	0.3	-0.4	-0.1
Asphalt paving mixture & block manufacturing.....	324121		19.1	2.9	0.9	-0.1	-0.6	-0.8
Primary products.....		324121-P	19.8	2.9	1.0	-0.1	-0.7	-0.8
Asphalt paving mixtures & blocks.....		324121-0	19.8	2.9	1.0	-0.1	-0.7	-0.8
Emulsified asphalt, including liquid additives.....		324121-0111	22.0	2.4	-0.1	-0.7	-0.7	-1.3
Other liquid asphalt and tar paving materials, including cut-backs.....		324121-0121	42.4	6.5	4.9	0.5	0.4	-1.0
Asphalt and tar paving mixt. (excl liquid), incl bitum. or asph. concrete, asph. paving cement.....		324121-0131	17.7	2.8	0.9	0.0	-0.9	-0.6
Secondary products and miscellaneous receipts.....		324121-SM						
Miscellaneous receipts.....		324121-M	12.6	2.9	0.0	0.0	0.0	0.0
Secondary products.....		324121-S	5.3	1.7	0.0	0.0	0.0	0.0
Asphalt shingle and coating materials manufacturing.....	324122		12.2	-0.1	0.5	0.7	-0.1	0.6
Primary products.....		324122-P	12.1	-0.2	0.5	0.7	-0.1	0.6
Roofing asphalts and pitches, coatings, and cements.....		324122-1	9.4	0.9	2.9	0.0	0.0	0.0
Prepared asphalt and tar roofing and siding products, incl. saturated felts for nonbuilding use.....		324122-2	12.5	-0.4	0.2	0.8	-0.2	0.7
Asphalt smooth-surfaced roll roofing and cap sheets, organic and fiberglass base.....		324122-21	18.6	0.0	0.2	0.0	0.0	0.0
Asphalt mineral-surfaced roll roofing and cap sheets, organic and fiberglass base.....		324122-22	14.3	0.0	0.6	0.1	0.0	0.0
Other prepared asphalt and tar products for roofing and siding.....		324122-27	14.6	1.0	0.4	0.3	0.3	0.1
Secondary products and miscellaneous receipts.....		324122-SM						
Other petroleum and coal products mfg.....	32419		25.2	2.7	0.3	2.2	0.8	0.0
Petroleum lubricating oil and grease mfg.....	324191		22.5	2.9	0.5	2.6	1.2	0.4
Primary products.....		324191-P	23.4	3.0	0.5	2.8	1.3	0.3
Petroleum lubricating oils and greases, refined petroleum.....		324191-0	23.4	3.0	0.5	2.8	1.3	0.3
Lubricating oils (incl. hydraulic fluids, etc.), refined petroleum.....		324191-011	25.2	3.0	0.6	3.1	1.4	0.4
Secondary products and miscellaneous receipts.....		324191-SM						
Miscellaneous receipts.....		324191-M	-	0.0	0.3	0.0	-3.9	2.1
All other petroleum and coal products mfg.....	324199		36.4	1.9	-0.2	0.6	-0.5	-1.2
Primary products.....		324199-P	37.0	1.7	0.1	0.6	-0.5	-1.1
Coke oven and blast furnace products, made in coke oven establishments.....		324199-3	36.8	-0.6	-1.7	-0.3	1.1	-2.7

See footnotes at end of table.

Table 12. Producer price index percentage changes for the net output of selected industries and their products, not seasonally adjusted — Continued
 [November 2022]

Title ¹	Industry code	Product code	Unadjusted 12-month percent change ²	Unadjusted 1-month percent change ²				
				Nov. 2021 to Nov. 2022 ^P	June to July	July to Aug. ^P	Aug. to Sept. ^P	Sept. to Oct. ^P
All other petroleum and coal products mfg. - Continued								
All other petroleum and coal products (excl. coke oven products), made in coke oven estab.....		324199-9	37.2	4.1	1.7	1.4	-2.0	0.4
Secondary products and miscellaneous receipts.....		324199-SM						
Chemical mfg.....	325		7.9	-0.2	-0.2	-0.2	0.0	-0.2
Basic chemical mfg.....	3251		12.4	-0.4	-1.8	-0.7	0.4	0.6
Petrochemical mfg.....	32511		-12.9	-3.7	-8.3	-2.4	-3.3	-5.0
Petrochemical manufacturing.....	325110		-13.4	-3.8	-8.6	-2.0	-3.5	-5.2
Primary products.....		325110-P	-17.6	-4.6	-10.8	1.2	-4.6	-7.1
Secondary products and miscellaneous receipts.....		325110-SM						
Industrial gas mfg.....	32512		22.0	2.2	-0.7	0.4	0.2	7.6
Industrial gas manufacturing.....	325120		22.0	2.2	-0.7	0.4	0.2	7.6
Primary products.....		325120-P	22.5	2.3	-0.7	0.4	0.2	7.8
Oxygen.....		325120-A	42.2	17.8	-0.3	0.3	-0.1	1.6
Argon and hydrogen.....		325120-C	0.6	0.0	-0.4	1.0	-0.1	0.0
Other industrial gases (including fluorocarbon and acetylene).....		325120-T	24.2	1.4	-1.0	0.0	0.0	11.2
Carbon dioxide.....		325120-4	26.7	5.6	0.7	2.6	-0.1	-1.2
Nitrogen.....		325120-7	18.9	-0.4	0.3	1.0	2.3	2.0
Secondary products and miscellaneous receipts.....		325120-SM						
Synthetic dye and pigment mfg.....	32513		21.5	1.7	2.9	1.7	-1.0	4.3
Synthetic dye and pigment manufacturing.....	325130		21.5	1.7	2.9	1.7	-1.0	4.3
Primary products.....		325130-P	22.0	1.6	3.1	1.7	-1.1	4.6
All other inorganic pigments, including TiO2, chrome colors, and other white opaque pigments.....		325130-N	26.0	2.8	4.3	1.8	-1.6	6.4
Synthetic organic dyes, pigments, lakes, and toners.....		325130-R	11.7	-1.2	0.1	1.5	0.3	-0.3
Synthetic organic dyes.....		325130-R8	15.2	-2.8	-0.7	0.1	0.8	-1.0
Synthetic organic pigments, lakes, and toners.....		325130-R9	10.2	-0.4	0.5	2.1	0.0	0.0
Secondary products and miscellaneous receipts.....		325130-SM						
Secondary products.....		325130-S	12.2	3.4	0.4	0.9	-0.3	0.4
Other basic inorganic chemical manufacturing.....	32518		30.7	3.8	-0.2	1.1	1.7	0.7
Other basic inorganic chemical manufacturing.....	325180		30.7	3.8	-0.2	1.1	1.7	0.7
Primary products.....		325180-P	32.2	4.0	0.0	1.3	1.2	1.2
Potassium and sodium compounds, excluding bleaches, alkalis, and alum.....		325180-A	33.6	2.7	4.3	1.2	4.1	3.0
All other inorganic chemicals.....		325180-H	11.0	-0.4	1.1	0.2	-0.3	0.8
Inorganic acids, excluding nitric, sulfuric and phosphoric.....		325180-3	37.9	0.7	-0.5	4.5	4.7	3.1
Sodium hydroxide (caustic soda).....		325180-4	61.9	8.9	0.8	0.8	3.4	2.5
Carbon black, all processes.....		325180-6	28.3	2.0	-1.2	-0.1	-6.0	-2.2
Other alkalis.....		325180-7	57.5	8.2	3.4	4.7	2.8	1.2
Sulfuric acid.....		325180-9	-	-5.4	-12.8	6.7	-1.1	-
Secondary products and miscellaneous receipts.....		325180-SM						
Miscellaneous receipts.....		325180-M	21.4	0.0	-0.6	0.2	0.0	0.8
Secondary products.....		325180-S	-	11.6	-0.7	-	-	-
Other basic organic chemical mfg.....	32519		13.1	-1.1	-1.1	-0.7	1.0	1.1
Ethyl alcohol manufacturing.....	325193		1.6	-5.0	-2.8	0.8	-1.7	2.3
Primary products.....		325193-P	-8.0	-5.5	-4.1	-0.3	-2.5	4.1
Ethyl alcohol.....		325193-0	-8.0	-5.5	-4.1	-0.3	-2.5	4.1
Secondary products and miscellaneous receipts.....		325193-SM						
Secondary products.....		325193-S	16.3	-5.3	-0.2	4.4	0.1	-1.6
Cyclic crude, intermediate, and gum and wood chemical mfg.....	325194		5.2	0.6	0.3	-2.0	-2.4	-0.8
Primary products.....		325194-P	11.0	2.1	0.2	-2.0	0.4	0.3
Gum and wood chemicals, including wood distillation products.....		325194-1	19.6	1.4	3.4	-0.6	1.1	0.6
Cyclic crude and intermediate chemicals.....		325194-2	8.6	2.3	-0.7	-2.4	0.1	0.2
Secondary products and miscellaneous receipts.....		325194-SM						
All other basic organic chemical manufacturing.....	325199		19.5	0.5	-0.4	-1.2	2.5	0.9
Primary products.....		325199-P	16.2	0.6	-1.2	-1.5	3.0	1.0
Natural organic chemicals.....		325199-E	36.8	2.8	1.8	-4.9	9.7	-1.4
Synthetic organic chemicals for use as flavor and perfume materials.....		325199-H	-	-	-	-	-	-
Synthetic organic plasticizers.....		325199-N	19.3	4.1	-1.1	-5.9	-4.2	-1.1
Other synthetic organic chemicals.....		325199-R	5.9	0.2	-1.4	1.3	0.4	-2.2
Miscellaneous end use chemicals and chemical products, excluding urea.....		325199-T	16.4	0.5	1.7	-0.4	2.4	1.0

See footnotes at end of table.

Table 12. Producer price index percentage changes for the net output of selected industries and their products, not seasonally adjusted — Continued
 [November 2022]

Title ¹	Industry code	Product code	Unadjusted 12-month percent change ²	Unadjusted 1-month percent change ²				
				Nov. 2021 to Nov. 2022 ^P	June to July	July to Aug. ^P	Aug. to Sept. ^P	Sept. to Oct. ^P
All other basic organic chemical manufacturing - Continued								
Miscellaneous cyclic and acyclic chemicals and chemical products, excluding fatty acid esters.....		325199-V	23.0	0.1	-4.5	-3.5	8.2	2.8
Fatty acids.....		325199-1	18.2	4.2	-4.1	-5.1	-5.2	2.6
Industrial organic flavor oil mixtures and blends.....		325199-7	13.1	1.9	0.3	0.0	0.0	0.0
Secondary products and miscellaneous receipts.....		325199-SM						
Miscellaneous receipts.....		325199-M	10.7	0.0	0.0	0.0	1.9	0.0
Secondary products.....		325199-S	-	0.1	3.8	0.4	0.1	0.5
Resin, synthetic rubber, and artificial/synthetic fiber/filaments mfg.....	3252		-7.0	-1.3	-2.2	-0.4	-2.0	-3.0
Resin and synthetic rubber mfg.....	32521		-8.2	-1.4	-2.6	-0.5	-2.2	-3.3
Plastics material and resins mfg.....	325211		-8.9	-1.9	-2.9	-0.4	-2.2	-3.2
Primary products.....		325211-P	-11.3	-2.2	-3.4	-0.6	-2.6	-3.9
Thermoplastic resins and plastics materials.....		325211-1	-14.7	-2.7	-3.9	-0.8	-2.9	-4.8
Thermosetting resins and plastics materials.....		325211-4	16.4	1.7	-0.3	0.8	-0.6	2.1
Secondary products and miscellaneous receipts.....		325211-SM						
Synthetic rubber manufacturing.....	325212		1.4	3.7	0.1	-1.0	-1.6	-3.6
Primary products.....		325212-P	1.1	3.9	0.1	-1.2	-1.7	-3.8
Synthetic rubber (vulcanizable elastomers).....		325212-0	1.1	3.9	0.1	-1.2	-1.7	-3.8
Secondary products and miscellaneous receipts.....		325212-SM						
Artificial fibers and filaments manufacturing.....	32522		6.7	0.9	2.3	0.5	-0.2	-0.5
Artificial fibers and filaments manufacturing.....	325220		6.7	0.9	2.3	0.5	-0.2	-0.5
Primary products.....		325220-P	8.5	1.2	3.0	1.3	0.2	-0.2
Polyester manufactured fibers.....		325220-7	24.9	4.0	-0.6	5.0	1.8	-0.7
Other noncellulosic organic fibers, incl. polyamide, polyolefin, and producer-textured.....		325220-9	4.0	0.3	4.1	0.2	-0.4	0.0
Secondary products and miscellaneous receipts.....		325220-SM						
Pesticide, fertilizer, and other agricultural chemical mfg.....	3253		22.2	-3.6	0.9	0.0	1.9	0.1
Fertilizer mfg.....	32531		15.2	-6.5	1.3	-0.6	2.0	0.4
Nitrogenous fertilizer manufacturing.....	325311		23.4	-11.0	-1.7	-1.6	5.1	1.2
Primary products.....		325311-P	23.7	-11.3	-1.7	-1.1	5.3	1.1
Synthetic ammonia, nitric acid, ammonium compounds, and urea.....		325311-A	24.6	-11.7	-1.8	-1.2	5.6	1.2
Fertilizer materials of organic origin.....		325311-7	6.1	0.0	0.0	0.0	0.0	0.0
Secondary products and miscellaneous receipts.....		325311-SM						
Secondary products.....		325311-S	12.0	0.0	0.0	-17.2	-4.3	4.4
Phosphatic fertilizer manufacturing.....	325312		8.6	-4.4	2.4	0.2	-0.1	-0.1
Primary products.....		325312-P	7.9	-4.5	2.7	0.1	-0.1	-0.1
Phosphoric acid, superphosphates, and other phosphatic fertilizer materials.....		325312-A	2.7	-5.5	0.0	0.2	-0.1	-0.1
Mixed fertilizers, made in plants which manufacture fertilizer materials.....		325312-7	28.0	-0.8	12.3	0.0	0.0	0.0
Secondary products and miscellaneous receipts.....		325312-SM						
Fertilizer, mixing only, manufacturing.....	325314		15.4	-0.9	5.2	-0.3	0.6	-0.2
Primary products.....		325314-P	15.9	-0.8	5.9	-0.4	0.7	-0.2
Mixed fertilizers, mixing only.....		325314-0	15.9	-0.8	5.9	-0.4	0.7	-0.2
Mixed fertilizers, dry, mixing only.....		325314-01	18.6	-0.4	8.5	-0.4	-0.3	0.2
Mixed fertilizers, liquid, mixing only.....		325314-02	4.6	-2.2	-5.4	-0.2	5.3	-2.4
Secondary products and miscellaneous receipts.....		325314-SM						
Miscellaneous receipts.....		325314-M	-	-2.2	-4.0	0.6	-0.4	0.0
Pesticide and other agricultural chemical mfg.....	32532		33.3	0.7	0.3	0.8	1.9	-0.2
Pesticide and other agricultural chemical manufacturing.....	325320		33.3	0.7	0.3	0.8	1.9	-0.2
Primary products.....		325320-P	35.1	0.7	0.3	0.8	2.0	-0.2
Agricultural and commercial pesticides and chemicals.....		325320-1	38.7	0.8	0.4	0.3	2.3	-0.3
Lawn and garden pesticides and chemicals.....		325320-4	13.9	0.0	-0.8	10.6	0.0	1.1
Household and institutional pesticides and chemicals.....		325320-7	15.3	0.0	0.0	0.6	0.0	0.0
Secondary products and miscellaneous receipts.....		325320-SM						
Pharmaceutical and medicine mfg.....	3254		5.0	0.2	0.5	0.1	0.2	0.0
Pharmaceutical and medicine mfg.....	32541		5.0	0.2	0.5	0.1	0.2	0.0
Medicinal and botanical manufacturing.....	325411		2.2	0.0	0.1	0.3	-0.1	0.5
Primary products.....		325411-P	2.2	0.0	0.1	0.3	-0.1	0.5
Synthetic organic medicinal chemicals, medicinal & botanical drugs, & other products.....		325411-0	2.2	0.0	0.1	0.3	-0.1	0.5
Pharmaceutical preparation manufacturing.....	325412		4.6	0.3	0.2	0.1	0.3	0.0

See footnotes at end of table.

Table 12. Producer price index percentage changes for the net output of selected industries and their products, not seasonally adjusted — Continued
 [November 2022]

Title ¹	Industry code	Product code	Unadjusted 12-month percent change ²	Unadjusted 1-month percent change ²				
				Nov. 2021 to Nov. 2022 ^P	June to July	July to Aug. ^P	Aug. to Sept. ^P	Sept. to Oct. ^P
Pharmaceutical preparation manufacturing - Continued								
Primary products.....		325412-P	2.3	0.4	0.0	0.0	0.1	0.0
Pharmaceuticals acting on the respiratory system, for human use.....		325412-A	1.5	0.0	0.0	0.0	0.2	0.0
Antihistamines and bronchodilators, including antiasthmatics.....		325412-A111	3.6	0.0	0.0	0.0	0.0	0.0
Other respiratory preparations.....		325412-A112	0.7	0.0	0.0	0.0	0.3	0.0
Other respiratory preparations, over-the-counter.....		325412-A112OC	4.1	0.0	0.0	0.0	1.8	0.0
Other respiratory preparations, prescription.....		325412-A112RX	0.0	0.0	0.0	0.0	0.0	0.0
Pharmaceuticals acting on the digestive or the genito-urinary systems, for human use.....		325412-D	-0.3	0.0	0.0	0.0	0.0	0.0
Other digestive or genito-urinary preparations.....		325412-D112	-0.3	0.0	0.0	0.0	0.0	0.0
Other digestive or genito-urinary preparations, prescription.....		325412-D112RX	-0.4	0.0	0.0	0.0	0.0	0.0
Pharmaceuticals acting on the skin, for human use.....		325412-G	0.2	0.0	0.0	0.0	0.0	0.0
Other pharmaceutical preparations acting on the skin.....		325412-G311	0.3	0.0	0.0	0.0	0.0	0.0
Anti-acne preparations.....		325412-G411	0.0	0.0	0.0	0.0	0.0	0.0
Vitamin, nutrient, and hematonic preparations, for human use.....		325412-L	4.8	2.1	0.3	0.1	0.8	0.0
Multivitamins.....		325412-L111	8.1	4.7	0.0	0.0	0.6	0.0
Other vitamins and nutrients.....		325412-L112	2.5	0.1	0.6	0.1	1.0	0.0
Pharmaceuticals affecting parasitic and infective diseases, for human use.....		325412-Q	1.7	0.0	0.0	0.0	0.0	0.1
Broad and medium spectrum antibiotics.....		325412-Q111	1.1	0.0	0.0	0.0	0.0	0.6
Systemic antivirals.....		325412-Q112	3.5	0.0	0.0	0.0	0.0	0.0
Other parasitic and infective diseases.....		325412-Q113	1.4	0.0	0.0	0.0	0.0	0.0
Pharmaceuticals affecting neoplasms, the endocrine system, & metabolic diseases, for human use.....		325412-1	1.7	0.1	0.0	0.0	0.0	0.0
Cancer therapy products.....		325412-1111	4.6	1.3	0.0	0.0	0.0	0.0
Insulin/antidiabetes products.....		325412-1112	2.8	0.3	0.0	0.0	0.0	0.0
Other neoplasms, endocrine system, and metabolic diseases.....		325412-1113	1.2	0.0	0.0	0.0	0.0	0.0
Hormones and oral contraceptives.....		325412-1114	1.1	0.1	0.4	0.0	0.0	0.0
Pharmaceuticals acting on the central nervous system and the sense organs, for human use.....		325412-4	3.8	0.8	0.0	0.0	0.0	0.0
Analgesics.....		325412-4111	5.0	0.0	0.0	0.0	0.0	0.0
Psychotherapeutics.....		325412-4112	2.6	0.0	0.0	0.0	0.0	0.0
Antidepressants.....		325412-41121	2.7	0.0	0.0	0.0	0.0	0.0
Other psychotherapeutics, including tranquilizers.....		325412-41123	2.6	0.0	0.0	0.0	0.0	0.0
Other central nervous system and sense organs.....		325412-4113	3.3	1.9	0.0	0.0	0.0	0.0
Anticonvulsants.....		325412-4114	3.1	0.0	0.0	0.0	0.0	0.0
Analgesics, over-the-counter.....		325412-4111OC	0.5	0.0	0.4	0.0	0.0	0.0
Analgesics, prescription.....		325412-4111RX	5.4	0.0	0.0	0.0	0.0	0.0
Pharmaceuticals acting on the cardiovascular system, for human use.....		325412-7	0.7	0.0	0.0	0.0	0.0	0.0
Other cardiovascular preparations.....		325412-7113	-0.2	0.0	0.0	0.0	0.0	0.0
Secondary products and miscellaneous receipts.....		325412-SM						
Miscellaneous receipts.....		325412-M	25.2	-0.6	2.0	1.3	1.9	0.0
Secondary products.....		325412-S	3.9	0.0	0.0	0.0	0.5	0.0
In-vitro diagnostic substance manufacturing.....	325413		9.1	0.0	0.2	-0.7	0.1	0.0
Primary products.....		325413-P	9.8	0.0	0.1	-0.5	0.2	0.0
In-vitro diagnostic substances.....		325413-0	9.8	0.0	0.1	-0.5	0.2	0.0
Secondary products and miscellaneous receipts.....		325413-SM						
Secondary products.....		325413-S	-	0.0	2.0	-	-	-
Other biological product manufacturing.....	325414		4.9	0.0	2.4	0.0	0.0	0.0
Primary products.....		325414-P	2.6	0.0	0.3	0.0	0.0	0.0
Biological products, excluding diagnostic, for veterinary, industrial, and all other misc. uses.....		325414-A	0.8	-0.3	1.4	0.1	0.0	0.0
Biological products, excluding diagnostic, for human use.....		325414-T	3.0	0.1	0.0	0.0	0.0	0.0
Secondary products and miscellaneous receipts.....		325414-SM1						
Paint, coating & adhesive mfg.....	3255		20.8	1.5	0.7	0.9	0.7	0.1
Paint and coating mfg.....	32551		21.4	1.7	0.3	0.8	0.9	0.1
Paint and coating manufacturing.....	325510		21.4	1.7	0.3	0.8	0.9	0.1
Primary products.....		325510-P	21.4	1.7	0.3	0.8	0.5	0.1
Miscellaneous allied paint products including paint and varnish removers, thinners, etc.....		325510-B	12.0	-0.9	0.2	1.6	-0.8	0.0
Architectural coatings.....		325510-1	26.8	0.9	0.1	0.8	1.2	0.0
Exterior architectural coatings.....		325510-11	33.5	1.4	0.3	1.5	1.4	0.0
Interior architectural coatings.....		325510-12	23.0	0.6	0.0	0.3	1.0	0.0
Product finishes for original equipment manufacturers (OEM), excluding marine coatings.....		325510-4	18.2	5.8	-0.2	1.0	0.7	0.2
Transportation finishes, except powdered and high-solids coatings.....		325510-41	8.0	0.7	-0.9	0.8	3.3	0.0

See footnotes at end of table.

Table 12. Producer price index percentage changes for the net output of selected industries and their products, not seasonally adjusted — Continued
 [November 2022]

Title ¹	Industry code	Product code	Unadjusted 12-month percent change ²	Unadjusted 1-month percent change ²				
				Nov. 2021 to Nov. 2022 ^P	June to July	July to Aug. ^P	Aug. to Sept. ^P	Sept. to Oct. ^P
Paint and coating manufacturing - Continued								
All other product finishes for original equipment manufacturers (OEM), excluding marine coating.....		325510-42	22.4	7.7	0.0	1.1	-0.2	0.3
Special purpose coatings incl. marine, industrial, construction and maintenance coatings, etc.....		325510-7	17.4	-0.4	1.3	0.5	-0.8	0.2
Automotive, other transportation and machinery refinish paints and enamels, including primers.....		325510-71	19.1	6.5	0.6	0.0	0.3	0.0
Special purpose coatings, including all marine coatings and traffic marking paints.....		325510-72	16.7	-3.2	1.6	0.7	-1.2	0.3
Secondary products and miscellaneous receipts.....		325510-SM						
Secondary products.....		325510-S	21.4	1.1	0.0	0.0	0.1	0.2
Adhesive mfg.....	32552		19.5	1.2	1.6	1.2	0.2	0.1
Adhesive manufacturing.....	325520		19.5	1.2	1.6	1.2	0.2	0.1
Primary products.....		325520-P	19.3	0.7	1.8	0.7	0.3	0.1
Nonstructural caulking compounds and sealants.....		325520-A	26.3	1.9	0.9	0.0	0.0	0.0
Structural sealants (load bearing).....		325520-B	6.6	0.7	0.0	0.0	0.9	0.0
Synthetic resin & rubber adhesives, incl all types of bonding & laminating adhesives.....		325520-4	18.0	0.3	2.5	1.2	0.3	0.1
Epoxy adhesives.....		325520-41	17.3	0.8	3.7	5.2	0.0	0.0
Other synthetic resin and rubber adhesives.....		325520-46	15.6	0.1	1.2	1.2	0.3	0.1
Secondary products and miscellaneous receipts.....		325520-SM						
Secondary products.....		325520-S	18.6	6.7	-0.2	0.1	-0.1	0.1
Soap, cleaners, and toilet preparation mfg.....	3256		9.2	0.9	0.7	0.0	0.0	0.2
Soap & cleaning compound mfg.....	32561		9.1	1.6	0.9	0.0	-0.5	0.3
Soap and other detergent manufacturing.....	325611		9.3	0.3	0.9	0.8	0.1	0.9
Primary products.....		325611-P	9.7	0.3	1.0	0.8	0.2	1.2
Soaps and detergents, commercial, industrial, and institutional.....		325611-1	11.6	0.7	0.6	0.0	0.2	0.5
Commercial, industrial, and institutional hard surface cleaners.....		325611-11	7.0	0.6	1.0	0.0	0.0	0.0
Commercial, industrial, and institutional laundry detergents.....		325611-12	9.1	0.1	0.3	0.0	0.7	0.0
Commercial, industrial, and institutional dishwashing detergents.....		325611-13	14.1	0.0	0.3	0.0	0.0	0.0
Commercial, industrial, and institutional metal cleaners.....		325611-14	11.9	0.2	0.1	0.0	0.0	0.0
Dairy, farm, and food plant cleaners, sanitizers, etc.....		325611-16	-	4.6	-	-	-	-
Commercial, industrial, and institutional soaps, excluding specialty cleaners.....		325611-17	9.3	1.9	2.1	0.3	0.3	0.0
Commercial, industrial, and institutional scouring cleaners.....		325611-18	-	0.0	0.0	0.0	-	-
Household detergents.....		325611-4	8.0	0.0	0.1	2.3	0.2	2.6
Household alkaline detergents and cleaners.....		325611-45	28.9	0.0	0.3	8.0	0.0	8.6
Household dry and liquid laundry detergents.....		325611-46	0.4	0.0	0.0	0.0	0.3	0.0
Soaps, excluding specialty cleaners, household.....		325611-7	11.2	0.0	4.5	-0.3	0.0	0.0
Secondary products and miscellaneous receipts.....		325611-SM						
Miscellaneous receipts.....		325611-M	16.5	0.0	0.2	3.6	0.0	0.0
Secondary products.....		325611-S	7.2	0.5	0.4	0.3	0.0	0.1
Polish and other sanitation good mfg.....	325612		7.4	0.1	1.0	0.9	0.2	0.0
Primary products.....		325612-P	6.3	0.1	1.5	0.2	0.3	0.0
Polishing preparations and related products.....		325612-7	13.1	-0.1	1.2	0.3	0.9	0.0
Specialty cleaning and sanitation products.....		325612-8	7.2	0.2	2.1	0.2	0.2	0.0
Disinfectants, nonagricultural, industrial and institutional.....		325612-81	15.1	1.6	0.0	1.4	0.0	0.0
Air and room fresheners.....		325612-83	9.1	0.0	8.6	0.0	0.0	0.0
Laundry fabric softeners and rinses, liquid and dry.....		325612-88	2.9	0.0	0.0	0.0	0.0	0.0
Other specialty cleaning and sanitation products.....		325612-89	6.1	-0.1	1.4	0.0	0.5	0.0
Secondary products and miscellaneous receipts.....		325612-SM						
Miscellaneous receipts.....		325612-M	9.7	0.0	0.0	0.0	0.0	0.0
Surface active agent manufacturing.....	325613		10.0	5.1	1.0	-2.1	-2.0	-0.7
Primary products.....		325613-P	10.3	5.5	1.0	-2.1	-2.2	-0.4
Surfactants, finishing agents, and assistants.....		325613-0	10.3	5.5	1.0	-2.1	-2.2	-0.4
Textile and leather assistants and finishes.....		325613-01	23.4	21.4	-2.0	2.2	0.1	-2.5
Surfactants (bulk surface active agents).....		325613-02	8.4	3.2	1.6	-2.8	-2.6	0.0
Secondary products and miscellaneous receipts.....		325613-SM						
Toilet preparation mfg.....	32562		9.4	0.2	0.5	0.1	0.5	0.1
Toilet preparation manufacturing.....	325620		9.4	0.2	0.5	0.1	0.5	0.1
Primary products.....		325620-P	7.0	0.2	0.6	0.2	0.6	0.0
Denture cleaners, mouthwashes, gargles, and rinses.....		325620-A	7.9	0.2	0.0	0.1	-0.2	0.2
Creams, lotions, and oils, excluding shaving, hair, and deodorant.....		325620-D	7.7	0.0	0.0	0.2	1.4	0.0
Other cosmetics and toilet preparations.....		325620-G	4.8	0.3	0.0	0.0	0.0	0.0

See footnotes at end of table.

Table 12. Producer price index percentage changes for the net output of selected industries and their products, not seasonally adjusted — Continued
 [November 2022]

Title ¹	Industry code	Product code	Unadjusted 12-month percent change ²	Unadjusted 1-month percent change ²				
				Nov. 2021 to Nov. 2022 ^P	June to July	July to Aug. ^P	Aug. to Sept. ^P	Sept. to Oct. ^P
Toilet preparation manufacturing - Continued								
Shaving preparations.....		325620-1	18.3	0.9	0.2	0.1	0.0	0.3
Perfumes, toilet waters, and colognes.....		325620-4	7.9	0.0	0.0	0.0	1.1	0.0
Hair preparations (including shampoos).....		325620-7	8.7	0.0	2.4	0.5	0.8	0.1
Hair preparations incl professional, consumer, and cream/gel shampoos.....		325620-71	9.7	0.0	2.1	0.6	0.8	0.1
Hair tonics and hair dressings incl professional and consumer use.....		325620-72	5.6	0.0	3.3	0.1	0.7	0.2
Secondary products and miscellaneous receipts.....		325620-SM						
Secondary products.....		325620-S	13.2	1.0	1.0	0.0	1.7	0.4
Other chemical product & preparation mfg.....	3259		7.1	-0.5	1.7	-0.7	-1.2	0.2
Printing ink mfg.....	32591		7.0	0.1	1.4	-0.6	0.0	0.1
Printing ink manufacturing.....	325910		7.0	0.1	1.4	-0.6	0.0	0.1
Primary products.....		325910-P	7.2	0.1	1.4	-0.6	0.0	0.1
Flexographic printing inks.....		325910-A	25.9	0.1	5.4	0.0	0.0	0.0
Nonimpact/digital inks.....		325910-E	-0.3	0.2	0.1	-1.8	-0.1	0.4
All other printing inks.....		325910-H	6.6	0.0	0.0	1.2	0.6	-0.3
Lithographic and offset inks.....		325910-6	7.8	0.0	0.7	0.0	0.0	0.0
News and nonheat web offset printing inks.....		325910-61	7.8	0.0	0.0	0.0	0.0	0.0
Publication and commercial web inks.....		325910-62	5.9	0.0	0.0	0.0	0.0	0.0
Sheet-fed general inks.....		325910-63	11.8	0.0	2.0	0.0	0.0	0.0
Sheet-fed packaging inks.....		325910-64	9.4	0.2	1.9	0.0	0.0	0.0
Gravure printing inks.....		325910-7	0.4	0.0	0.0	0.0	0.0	0.0
Secondary products and miscellaneous receipts.....		325910-SM						
Miscellaneous receipts.....		325910-M	-0.7	0.3	0.0	0.0	0.0	0.0
Secondary products.....		325910-S	2.8	0.3	0.2	-1.9	0.1	0.1
Explosives mfg.....	32592		14.2	1.4	0.5	-0.1	1.2	1.1
Explosives manufacturing.....	325920		14.2	1.4	0.5	-0.1	1.2	1.1
Primary products.....		325920-P	16.0	1.7	0.5	-0.1	1.3	1.3
Explosives.....		325920-0	16.0	1.7	0.5	-0.1	1.3	1.3
Secondary products and miscellaneous receipts.....		325920-SM						
All other chemical product & preparation mfg.....	32599		6.7	-0.7	1.9	-0.8	-1.5	0.1
Custom compounding of purchased resins.....	325991		1.2	0.1	0.3	0.2	-2.7	0.2
Primary products.....		325991-P	1.3	0.1	0.3	0.2	-3.0	0.2
Custom compounding of purchased resins and color concentrates.....		325991-0	1.3	0.1	0.3	0.2	-3.0	0.2
Secondary products and miscellaneous receipts.....		325991-SM						
Photographic film and chemical manufacturing.....	325992		6.2	-0.7	0.8	1.6	-3.6	0.1
Primary products.....		325992-P	8.0	-1.0	0.9	1.0	-5.5	3.5
Photographic sensitized film, plates, paper, & cloth.....		325992-T	8.8	-1.3	1.1	1.1	-7.1	4.4
Photographic sensitized film, plates, paper, & cloth, silver-halide-type (excluding X-ray).....		325992-T1	-	-2.2	1.7	0.1	-	-
Sensitized photographic film, plates, paper & cloth, other than silver-halide-type, incl. X-ray.....		325992-T3	11.1	0.3	0.0	2.6	0.8	0.0
Prepared photographic chemicals.....		325992-5	5.1	0.0	0.2	0.8	-0.2	0.7
Secondary products and miscellaneous receipts.....		325992-SM						
Other miscellaneous chemical product manufacturing.....	325998		10.3	-1.1	3.3	-2.4	0.3	0.1
Primary products.....		325998-P	10.3	-1.2	3.7	-2.7	0.3	0.0
Water treating compounds.....		325998-A	5.4	-2.4	0.2	-4.7	-0.2	0.5
All other chemical preparations, including essential oils.....		325998-J	10.6	-1.5	4.5	-2.1	0.1	-0.2
Secondary products and miscellaneous receipts.....		325998-SM						
Miscellaneous receipts.....		325998-M	0.7	0.0	0.0	0.3	0.0	1.1
Secondary products.....		325998-S	18.0	0.1	-0.6	-0.3	0.4	0.0
Plastics and rubber products mfg.....	326		9.3	0.9	0.7	-0.1	-0.4	-0.3
Plastics product mfg.....	3261		8.5	0.9	0.7	-0.2	-0.6	-0.4
Unsupported plastics film, sheet, and bag mfg.....	32611		1.7	0.9	0.5	-0.7	-0.7	-1.0
Plastics bag and pouch manufacturing.....	326111		2.1	0.4	0.8	0.0	-0.5	-1.0
Primary products.....		326111-P	2.3	0.4	0.8	0.0	-0.5	-0.9
Single-web film specialty bags, pouches, and liners.....		326111-1	1.6	0.4	0.9	0.0	-0.5	-1.2
Polyethylene grocery and variety bags and pouches.....		326111-11	3.1	0.8	-0.1	-0.2	-0.1	-0.8
Polyethylene refuse bags.....		326111-12	-9.5	0.0	1.3	-0.2	-2.4	-3.8
Other polyethylene bags, pouches, and liners.....		326111-15	8.2	0.6	3.8	0.1	-0.2	-1.0
Coextruded single-web film specialty bags, pouches, & liners.....		326111-16	2.9	0.0	0.0	-1.2	0.0	0.0
Multiweb film/film combination specialty bags, pouches, and liners.....		326111-3	10.3	0.7	0.0	0.0	-0.1	1.9

See footnotes at end of table.

Table 12. Producer price index percentage changes for the net output of selected industries and their products, not seasonally adjusted — Continued
 [November 2022]

Title ¹	Industry code	Product code	Unadjusted 12-month percent change ²	Unadjusted 1-month percent change ²				
				Nov. 2021 to Nov. 2022 ^P	June to July	July to Aug. ^P	Aug. to Sept. ^P	Sept. to Oct. ^P
Plastics bag and pouch manufacturing - Continued								
Secondary products and miscellaneous receipts.....		326111-SM						
Secondary products.....		326111-S	-1.4	-0.2	-0.4	-0.4	-1.2	-3.3
Plastics packaging film and sheet mfg.....	326112		-2.7	1.0	-0.2	-0.1	-1.7	-0.7
Primary products.....		326112-P	-3.4	1.3	-0.3	0.1	-1.8	-0.5
Single-web film, rolls, and sheets, including coextruded, for flexible packaging uses.....		326112-1	-1.6	1.9	-1.0	0.5	-1.2	-0.4
Single-web film, rolls, and sheets for flexible packaging uses.....		326112-11	-1.3	2.3	-0.8	0.8	-0.9	-0.2
Coextruded single-web film, for flexible packaging uses.....		326112-12	-3.0	0.4	-2.0	-0.6	-2.6	-1.7
Film/film multiweb laminated rolls and sheets, excluding foil, for flexible packaging uses.....		326112-3	-7.9	-0.3	1.5	-1.0	-3.2	-0.7
Secondary products and miscellaneous receipts.....		326112-SM						
Secondary products.....		326112-S	5.0	-1.7	1.1	-1.7	-0.7	-2.3
Nonpackaging plastics film and sheet mfg.....	326113		4.6	1.0	0.8	-1.4	-0.2	-1.2
Primary products.....		326113-P	4.9	1.0	0.8	-1.1	-0.3	-1.2
Unlaminated plastics film and sheet, excluding packaging.....		326113-0	4.9	1.0	0.8	-1.1	-0.3	-1.2
Unlaminated polyethylene film and sheet.....		326113-01	3.7	0.3	-0.4	1.7	1.2	-1.8
Unlaminated vinyl and vinyl copolymer film and sheet.....		326113-03	17.6	0.2	0.0	2.2	0.0	0.0
Miscellaneous unlaminated plastics film and sheet.....		326113-04	7.1	2.9	3.3	-5.4	-1.1	0.0
Secondary products and miscellaneous receipts.....		326113-SM						
Secondary products.....		326113-S	5.1	1.1	0.5	-2.9	0.9	-0.6
Plastics pipe/fitting/unsupported shapes mfg.....	32612		11.4	1.5	0.2	-0.6	-1.1	-0.2
Unlaminated plastics profile shape manufacturing.....	326121		6.6	0.4	0.9	-0.7	0.0	0.0
Primary products.....		326121-P	7.0	0.5	1.0	-0.8	0.2	0.0
Unlaminated plastics profile shapes.....		326121-0	7.0	0.5	1.0	-0.8	0.2	0.0
Secondary products and miscellaneous receipts.....		326121-SM						
Plastics pipe and pipe fitting manufacturing.....	326122		13.5	1.9	0.0	-0.6	-1.5	-0.3
Primary products.....		326122-P	13.5	2.1	-0.1	-0.7	-1.6	-0.3
Plastics pipe.....		326122-1	12.4	2.4	-0.2	-0.8	-2.0	-0.1
Plastics drain, waste and vent pipe.....		326122-11	10.9	4.3	-1.6	0.7	-5.0	-1.7
Plastics water pipe.....		326122-13	20.6	1.0	0.2	-0.5	0.3	-0.1
Plastics sewer, stormdrain, and water main pipe.....		326122-18	15.0	0.9	1.3	-3.1	-1.8	1.2
Other plastics pipe.....		326122-1B	-2.0	1.9	0.0	-2.2	-2.3	0.0
Plastics pipe fittings and unions.....		326122-3	18.7	0.6	0.3	-0.3	0.0	-1.4
Secondary products and miscellaneous receipts.....		326122-SM						
Miscellaneous receipts.....		326122-M	16.4	-4.9	5.1	6.4	0.8	-0.4
Secondary products.....		326122-S1	14.6	0.5	0.0	-0.5	1.5	-0.1
Laminated plastics plate, sheet, and shape mfg.....	32613		13.9	1.7	0.7	-0.3	0.0	0.2
Laminated plastics plate, sheet (except packaging), and shape manufacturing.....	326130		13.9	1.7	0.7	-0.3	0.0	0.2
Primary products.....		326130-P	14.2	1.9	0.8	-0.3	0.0	0.1
Laminated plastics plate, sheet (except packaging), and shapes.....		326130-0	14.2	1.9	0.8	-0.3	0.0	0.1
Secondary products and miscellaneous receipts.....		326130-SM						
Secondary products.....		326130-S	-	0.1	0.1	0.5	0.0	-
Polystyrene foam product mfg.....	32614		22.9	0.9	1.5	0.8	-2.8	0.3
Polystyrene foam product manufacturing.....	326140		22.9	0.9	1.5	0.8	-2.8	0.3
Primary products.....		326140-P	24.6	1.1	2.3	1.0	-3.5	0.3
Packaging, polystyrene foam products.....		326140-2	29.4	1.6	4.8	2.2	-4.5	0.9
Polystyrene foam food containers.....		326140-21	16.5	2.6	-1.1	3.8	-7.6	1.5
Polystyrene foam protective shipping pads, shaped cushioning, etc.....		326140-22	53.1	0.0	14.6	0.0	0.0	0.0
Building and construction polystyrene foam products.....		326140-3	25.1	2.7	0.4	0.0	0.0	-0.3
Consumer and institutional polystyrene foam products.....		326140-5	18.9	0.2	-0.2	0.4	-4.8	0.7
All other polystyrene foam products incl. transportation application uses.....		326140-9	-	0.3	6.6	0.0	0.0	-
Secondary products and miscellaneous receipts.....		326140-SM						
Foam product (ex polystyrene) mfg.....	32615		4.9	0.2	-0.4	0.0	-0.3	-0.3
Urethane and other foam product mfg.....	326150		4.9	0.2	-0.4	0.0	-0.3	-0.3
Primary products.....		326150-P	4.4	0.1	-0.4	0.0	-0.3	-0.4
Packaging polyurethane foam products.....		326150-2	1.1	0.0	0.0	0.0	0.0	0.0
Furniture and furnishings polyurethane foam products.....		326150-4	3.8	0.0	-1.0	-0.3	-0.9	-0.9
Polyurethane foam formed & slab stock for pillows/seating/etc.....		326150-41	-1.9	0.2	-3.7	-0.9	-3.4	-0.9
Consumer and institutional polyurethane foam products.....		326150-5	2.7	0.0	0.0	0.0	0.0	0.0
All other miscellaneous polyurethane foam products.....		326150-6	6.1	1.2	0.0	0.0	0.3	0.0
Products made of foam other than polystyrene or polyurethane.....		326150-9	3.9	0.0	0.0	0.5	0.3	0.0

See footnotes at end of table.

Table 12. Producer price index percentage changes for the net output of selected industries and their products, not seasonally adjusted — Continued
 [November 2022]

Title ¹	Industry code	Product code	Unadjusted 12-month percent change ²	Unadjusted 1-month percent change ²					
				Nov. 2021 to Nov. 2022 ^P	June to July	July to Aug. ^P	Aug. to Sept. ^P	Sept. to Oct. ^P	Oct. to Nov. ^P
Urethane and other foam product mfg. - Continued									
Secondary products and miscellaneous receipts.....		326150-SM							
Secondary products.....		326150-S	10.4	0.9	-0.2	0.0	0.2	0.1	
Plastics bottle mfg.	32616		10.4	1.4	2.5	-0.5	-0.8	-0.2	
Plastics bottle manufacturing.	326160		10.4	1.4	2.5	-0.5	-0.8	-0.2	
Primary products.....		326160-P	10.9	1.5	2.6	-0.5	-0.9	-0.2	
Plastics bottles.....		326160-0	10.9	1.5	2.6	-0.5	-0.9	-0.2	
Secondary products and miscellaneous receipts.....		326160-SM							
Other plastics product mfg.	32619		8.5	0.7	0.7	0.0	-0.1	-0.3	
Plastics plumbing fixture manufacturing.	326191		3.8	0.9	0.3	0.2	0.0	0.0	
Primary products.....		326191-P	3.5	0.9	0.3	0.1	0.0	0.0	
Plastics plumbing fixtures.....		326191-0	3.5	0.9	0.3	0.1	0.0	0.0	
Secondary products and miscellaneous receipts.....		326191-SM							
Miscellaneous receipts.....		326191-M	9.5	1.8	-0.5	0.2	0.0	0.0	
All other plastics product manufacturing.	326199		8.6	0.7	0.7	0.0	-0.1	-0.3	
Primary products.....		326199-P	8.7	0.7	0.7	0.0	-0.1	-0.4	
All other reinforced and fiberglass plastics products.		326199-A	13.9	0.1	1.1	0.4	0.0	0.0	
Consumer/institutional/commercial fabricated plastics products (excl. foam and wire coated).....		326199-C	15.9	1.2	0.8	-0.7	0.4	0.2	
Transportation fabricated plastics products (excluding foam and reinforced plastics).....		326199-1	6.7	-0.1	0.5	0.4	0.4	0.0	
Electrical and electronic fabricated plastics (excluding foam and reinforced plastics).....		326199-2	11.5	1.1	1.2	2.0	0.9	0.0	
Industrial machinery plastics products, excluding foam (incl. gears, bearings, etc.).....		326199-3	7.3	2.0	1.0	0.2	0.0	-1.5	
Plastics packaging (excluding film, sheet, foam, and bottles).....		326199-4	0.2	1.4	0.8	0.1	-1.4	-1.2	
Building & construction fabricated plastics products (excl foam, plumbing fixtures, hardware).....		326199-8	8.2	0.3	0.6	-0.2	-0.3	-1.0	
Secondary products and miscellaneous receipts.....		326199-SM							
Miscellaneous receipts.....		326199-M	10.4	0.0	0.2	0.0	0.4	0.0	
Secondary products.....		326199-S	5.6	0.6	0.7	-0.2	-0.2	-0.1	
Rubber product mfg.	3262		12.9	1.0	0.5	0.3	0.5	0.2	
Tire mfg.	32621		14.5	1.5	0.7	0.4	0.9	0.5	
Tire manufacturing, except retreading.	326211		14.5	1.5	0.7	0.4	0.9	0.5	
Primary products.....		326211-P	15.4	1.7	0.8	0.4	1.1	0.6	
Tread rubber, tire sundries, and repair materials.....		326211-H	13.5	0.0	1.3	0.0	0.0	0.0	
Pneumatic tires (including passenger, truck, bus, tractor, industrial, and other tires).....		326211-0	15.6	1.9	0.8	0.5	1.1	0.6	
Passenger car pneumatic tires (casings).....		326211-01	15.2	1.4	1.0	0.0	2.5	0.2	
Truck and bus (including off-the-highway) pneumatic tires.....		326211-03	18.1	2.9	0.5	1.3	-1.0	1.4	
Secondary products and miscellaneous receipts.....		326211-SM							
Rubber and plastics hose and belting.	32622		5.1	0.5	0.4	0.0	-0.8	-0.7	
Rubber and plastics hose and belting mfg.	326220		5.1	0.5	0.4	0.0	-0.8	-0.7	
Primary products.....		326220-P	5.4	0.4	0.5	0.0	-0.5	-0.8	
Rubber and plastics belt and belting mfg.		326220-D	10.0	0.9	1.1	0.1	0.4	0.1	
Rubber and plastics transmission belts and belting (excluding flat).....		326220-D2	10.6	0.6	3.1	0.0	1.0	0.0	
Rubber and plastic hose mfg.		326220-H	2.2	0.1	0.0	0.0	-1.1	-1.4	
Rubber and plastics hose for on- and off-highway motor vehicles.....		326220-H3	-1.1	0.0	0.0	0.0	-1.7	-4.0	
Industrial rubber and plastics hose without fittings.....		326220-H4	-0.6	0.0	0.0	0.0	-2.0	0.0	
Rubber and plastics water hose (incl. fire, irrigation, etc.).....		326220-H5	5.6	0.0	0.0	0.0	-0.5	0.0	
Secondary products and miscellaneous receipts.....		326220-SM							
Miscellaneous receipts.....		326220-M	-	0.0	0.0	0.0	-4.1	-	
Other rubber product mfg.	32629		13.7	0.7	0.4	0.2	0.5	0.2	
Rubber product mfg. for mechanical use.	326291		10.5	0.2	0.2	0.0	0.0	0.0	
Primary products.....		326291-P	10.9	0.1	0.3	0.0	0.0	0.0	
Other extruded rubber mechanical goods (excl. auto)(excl. tubing).....		326291-C	3.4	1.4	-0.5	0.0	0.0	0.8	
Molded rubber mechanical goods, automotive.....		326291-1	1.4	0.1	0.2	0.0	0.0	0.0	
Molded rubber mechanical goods, transportation (excluding automotive)/off-highway machinery.....		326291-2	15.1	0.0	1.0	0.0	0.0	0.0	
Other molded rubber mechanical goods (excluding tubing).....		326291-9	14.3	0.0	0.6	0.0	0.0	0.0	
Secondary products and miscellaneous receipts.....		326291-SM							
Secondary products.....		326291-S	13.3	0.4	0.0	0.0	0.1	-0.2	
All other rubber product manufacturing.	326299		15.9	1.0	0.4	0.3	0.8	0.3	

See footnotes at end of table.

Table 12. Producer price index percentage changes for the net output of selected industries and their products, not seasonally adjusted — Continued
 [November 2022]

Title ¹	Industry code	Product code	Unadjusted 12-month percent change ²	Unadjusted 1-month percent change ²				
				Nov. 2021 to Nov. 2022 ^P	June to July	July to Aug. ^P	Aug. to Sept. ^P	Sept. to Oct. ^P
All other rubber product manufacturing - Continued								
Primary products.....		326299-P	16.7	1.1	0.4	0.3	0.9	0.3
Rubber druggist and medical sundries, excluding gloves.....		326299-A	0.4	0.0	0.1	0.1	0.0	0.0
All other miscellaneous rubber goods.....		326299-B	7.8	0.0	0.3	2.0	0.0	0.0
Rubber compounds or mixtures for sale or interplant transfer.....		326299-6	19.2	3.1	0.0	0.0	2.6	0.0
All other industrial rubber products.....		326299-7	21.6	0.5	0.6	0.1	0.5	1.3
Secondary products and miscellaneous receipts.....		326299-SM						
Nonmetallic mineral product manufacturing.....	327		12.6	2.2	1.0	0.4	0.5	0.7
Clay product and refractory manufacturing.....	3271		13.3	1.4	1.0	0.6	0.5	0.3
Pottery, ceramics, and plumbing fixture mfg.....	32711		18.7	0.5	0.6	0.6	0.1	0.3
Pottery, ceramics, and plumbing fixture mfg.....	327110		18.7	0.5	0.6	0.6	0.1	0.3
Primary products.....		327110-P	11.4	0.4	0.7	0.7	0.2	0.4
All other pottery products (including china decorated for the trade).....		327110-6	7.1	0.0	0.8	0.0	0.0	0.0
Porcelain, steatite, and other ceramic electrical products.....		327110-7	19.1	0.7	1.3	0.7	0.3	0.9
Secondary products and miscellaneous receipts.....		327110-SM						
Clay building material and refractories mfg.....	32712		10.9	1.8	1.1	0.6	0.6	0.2
Clay building material and refractories mfg.....	327120		10.9	1.8	1.1	0.6	0.6	0.2
Primary products.....		327120-P	10.8	1.9	1.1	0.4	0.7	0.3
Brick and structural clay tile.....		327120-1	14.4	0.5	1.0	0.0	6.2	0.0
Building or common brick.....		327120-11	14.5	0.6	1.0	0.0	6.5	0.0
Glazed brick and other brick (paving, floor, and sewer).....		327120-12	11.8	0.0	3.0	0.0	0.1	0.0
Clay floor and wall tile, glazed and unglazed (including quarry tile and ceramic mosaic tile).....		327120-2	6.1	4.4	0.0	1.8	-1.6	0.0
Nonclay refractories (excluding dead-burned magnesia).....		327120-6	17.8	3.2	2.4	0.3	-0.9	0.6
Clay refractories.....		327120-7	2.7	0.0	0.1	0.0	0.0	0.0
All other structural clay products, excluding clay refractories.....		327120-9	6.9	0.0	0.0	0.5	0.0	0.0
Secondary products and miscellaneous receipts.....		327120-SM						
Miscellaneous receipts.....		327120-M	13.6	0.1	2.2	4.2	0.1	0.0
Glass and glass product manufacturing.....	3272		5.9	1.5	1.2	-0.1	0.7	1.1
Glass and glass product manufacturing.....	32721		5.9	1.5	1.2	-0.1	0.7	1.1
Flat glass manufacturing.....	327211		25.2	3.4	4.9	-0.6	2.3	1.5
Primary products.....		327211-P	21.4	3.8	4.6	-0.7	2.5	1.7
Flat glass (float, sheet, and plate process), made by flat glass producers.....		327211-1	25.0	3.4	6.1	-1.0	2.1	2.3
Other glass products, made by flat glass producers.....		327211-4	12.8	4.9	0.9	0.0	3.4	0.0
Secondary products and miscellaneous receipts.....		327211-SM						
Other pressed and blown glass and glassware.....	327212		3.3	1.6	0.1	0.0	0.1	0.0
Primary products.....		327212-P	3.3	1.7	0.1	0.0	0.1	0.0
Glass fiber and machine-made pressed and blown glass and glassware, made by glass producers.....		327212-B	3.3	1.7	0.1	0.0	0.1	0.0
Handmade pressed and blown glassware, made by glass producers.....		327212-9	-	4.9	0.0	0.0	0.1	0.0
Secondary and miscellaneous receipts.....		327212-SM						
Glass container manufacturing.....	327213		6.3	0.3	0.0	0.0	0.0	1.6
Primary products.....		327213-P	6.3	0.3	0.0	0.0	0.0	1.7
Glass containers (including value of packaging).....		327213-0	6.3	0.3	0.0	0.0	0.0	1.7
Secondary products and miscellaneous receipts.....		327213-SM1						
Glass product mfg. made of purchased glass.....	327215		0.7	1.4	0.8	0.0	0.8	1.0
Primary products.....		327215-P	0.4	1.5	0.9	0.0	0.8	1.0
Other glass products, made from purchased glass.....		327215-B	7.8	0.2	1.1	0.0	1.1	1.5
Machine-made pressed and blown glassware, made from purchased glass.....		327215-C	5.7	0.3	1.0	0.1	0.4	0.0
Mirrors (decorated and undecorated), made from purchased glass.....		327215-9	-	7.2	0.0	0.0	0.0	0.0
Secondary products and miscellaneous receipts.....		327215-SM						
Cement and concrete product manufacturing.....	3273		14.7	2.0	1.1	0.8	0.4	0.7
Cement manufacturing.....	32731		13.2	2.8	1.0	0.7	1.5	0.1
Cement manufacturing.....	327310		13.2	2.8	1.0	0.7	1.5	0.1
Primary products.....		327310-P	12.9	2.6	1.0	0.7	1.4	0.1
Cement, hydraulic (including cost of shipping containers).....		327310-0	12.9	2.6	1.0	0.7	1.4	0.1
Secondary products and miscellaneous receipts.....		327310-SM						
Ready-mix concrete manufacturing.....	32732		12.6	1.9	1.2	0.9	0.4	0.9
Ready-mix concrete manufacturing.....	327320		12.6	1.9	1.2	0.9	0.4	0.9
Primary products.....		327320-P	12.3	2.0	1.3	0.9	0.4	1.0

See footnotes at end of table.

Table 12. Producer price index percentage changes for the net output of selected industries and their products, not seasonally adjusted — Continued
 [November 2022]

Title ¹	Industry code	Product code	Unadjusted 12-month percent change ²	Unadjusted 1-month percent change ²				
				Nov. 2021 to Nov. 2022 ^P	June to July	July to Aug. ^P	Aug. to Sept. ^P	Sept. to Oct. ^P
Ready-mix concrete manufacturing - Continued								
Northeast region ready-mix concrete.....		327320-A	8.3	1.1	1.5	-0.6	1.9	0.3
Midwest region ready-mix concrete.....		327320-B	10.5	1.7	-0.5	0.5	-0.4	3.8
South region ready-mix concrete.....		327320-C	11.3	2.7	1.9	1.6	0.1	-0.4
West region ready-mix concrete.....		327320-D	17.8	1.4	1.7	0.8	1.0	1.2
Secondary products and miscellaneous receipts.....		327320-SM						
Miscellaneous receipts.....		327320-M	21.9	1.3	-3.7	0.7	1.3	0.0
Secondary products.....		327320-S	12.7	0.0	3.7	0.0	0.1	0.0
Concrete pipe, brick, and block manufacturing.....	32733		17.5	1.6	0.8	1.9	0.4	0.0
Concrete block and brick manufacturing.....	327331		16.9	1.7	0.7	1.4	0.3	0.0
Primary products.....		327331-P	14.0	2.2	0.6	1.5	0.4	0.0
Concrete block and brick.....		327331-0	14.0	2.2	0.6	1.5	0.4	0.0
Structural concrete block, lightweight units (weighing less than 105 lb/cubic ft.) (dry weight).....		327331-01	13.7	3.5	0.8	1.3	0.9	0.0
Structural concrete block, mediumweight units (weighing 105 - 124 lb/cubic ft.) (dry weight).....		327331-02	19.9	0.0	0.4	2.1	0.8	0.0
Structural concrete block, normalweight units (weighing 125 lb or more/cubic ft.) (dry weight).....		327331-03	14.4	2.8	0.6	2.0	0.2	0.0
Decorative concrete block (including screen, split, slump, shadowal block, etc.).....		327331-04	12.2	4.7	0.0	1.5	0.6	-0.2
Concrete pavers (including grid, interlocking, etc.).....		327331-05	14.3	0.1	0.9	1.5	0.0	0.0
Concrete brick.....		327331-06	11.6	0.0	0.0	0.4	0.0	0.0
Secondary products and miscellaneous receipts.....		327331-SM						
Miscellaneous receipts.....		327331-M	31.7	0.0	0.0	1.4	0.0	0.0
Secondary products.....		327331-S	17.5	-1.7	6.3	-1.3	0.4	0.4
Concrete pipe manufacturing.....	327332		18.8	1.5	1.0	2.8	0.5	0.0
Primary products.....		327332-P	18.8	1.5	1.0	2.8	0.5	0.0
Concrete pipe.....		327332-0	18.8	1.5	1.0	2.8	0.5	0.0
Concrete storm sewer pipe.....		327332-02	16.2	0.9	2.7	1.1	2.0	0.1
Concrete pipe, except concrete culvert and storm sewer pipe.....		327332-03	16.5	3.9	0.5	0.2	0.0	0.0
Other concrete product manufacturing.....	32739		18.1	2.0	1.2	0.1	0.1	0.7
Other concrete product manufacturing.....	327390		18.1	2.0	1.2	0.1	0.1	0.7
Primary products.....		327390-P	18.2	1.6	1.3	0.1	0.1	0.7
Precast concrete products.....		327390-1	13.1	2.2	0.4	0.4	0.3	0.3
Precast concrete slabs and tile, roof and floor units.....		327390-11	3.7	1.5	0.4	4.4	-3.0	0.0
Precast concrete architectural wall panels.....		327390-12	16.4	0.3	0.2	-1.6	0.3	0.0
Burial vaults and boxes, precast concrete.....		327390-13	7.2	2.8	0.0	0.0	0.6	0.3
Precast concrete products (excl burial vaults and boxes, slabs and tile, and arch. wall panels).....		327390-14	15.8	3.0	0.6	0.0	1.2	0.5
Prestressed concrete products.....		327390-4	32.7	0.4	3.3	-0.6	-0.2	1.7
Prestressed concrete products (excl bridge beams and solid and hollow cored slabs and panels).....		327390-43	18.6	0.0	2.4	-0.5	0.0	0.1
Prestressed concrete bridge beams.....		327390-46	59.3	0.0	6.2	-1.2	-0.3	1.4
Prestressed concrete solid and hollow cored slabs and panels.....		327390-47	25.7	1.9	0.2	0.1	-0.4	5.9
Secondary products and miscellaneous receipts.....		327390-SM						
Secondary products.....		327390-S	16.6	4.6	0.1	0.1	0.0	0.1
Lime and gypsum product manufacturing.....	3274		19.9	3.6	1.7	0.2	0.4	0.4
Lime manufacturing.....	32741		28.2	10.8	0.0	0.0	1.9	0.5
Lime manufacturing.....	327410		28.2	10.8	0.0	0.0	1.9	0.5
Primary products.....		327410-P	28.5	11.2	0.0	0.0	1.9	0.5
Lime.....		327410-0	28.5	11.2	0.0	0.0	1.9	0.5
Secondary products and miscellaneous receipts.....		327410-SM						
Gypsum product manufacturing.....	32742		16.1	0.2	2.6	0.2	-0.3	0.3
Gypsum product manufacturing.....	327420		16.1	0.2	2.6	0.2	-0.3	0.3
Primary products.....		327420-P	16.6	0.3	2.7	0.3	-0.3	0.4
Gypsum building materials.....		327420-1	18.0	0.3	3.2	0.4	-0.4	0.4
Other gypsum products.....		327420-5	8.9	0.0	0.0	0.0	0.0	0.0
Secondary products and miscellaneous receipts.....		327420-SM						
Other nonmetallic mineral products.....	3279		13.2	3.2	0.3	0.3	0.3	0.4
Abrasive product manufacturing.....	32791		12.4	-0.2	-0.7	-0.5	0.9	2.6
Abrasive product manufacturing.....	327910		12.4	-0.2	-0.7	-0.5	0.9	2.6
Primary products.....		327910-P	13.4	-0.2	-0.7	-0.5	0.9	2.6

See footnotes at end of table.

Table 12. Producer price index percentage changes for the net output of selected industries and their products, not seasonally adjusted — Continued
 [November 2022]

Title ¹	Industry code	Product code	Unadjusted 12-month percent change ²	Unadjusted 1-month percent change ²				
				Nov. 2021 to Nov. 2022 ^P	June to July	July to Aug. ^P	Aug. to Sept. ^P	Sept. to Oct. ^P
Abrasive product manufacturing - Continued								
Nonmetallic sized grains, powders, and flour abrasives (incl. graded only).....		327910-1	19.8	0.0	0.0	0.0	0.1	0.0
Nonmetallic abrasive products (including diamond abrasives).....		327910-4	20.3	0.8	0.0	0.2	0.8	5.4
Nonmetallic coated abrasive products and buffing wheels, polishing wheels, and laps.....		327910-7	13.0	0.0	0.7	0.0	1.9	3.4
Secondary products and miscellaneous receipts.....		327910-SM						
Miscellaneous receipts.....		327910-M	10.4	0.1	0.0	0.0	4.5	0.0
All other nonmetallic mineral product mfg.....	32799		13.4	4.1	0.6	0.5	0.1	-0.2
Cut stone and stone product manufacturing.....								
Primary products.....	327991		15.0	4.1	0.0	0.5	0.1	0.0
Dressed dimension granite (including gneiss, syenite, diorite, and cut granite).....		327991-P	15.7	4.3	0.0	0.6	0.1	0.0
Dressed dimension limestone (including dolomite, travertine, calcareous, tufa, & cut limestone).....		327991-1	16.9	6.2	0.4	0.2	0.0	0.0
Dressed dimension marble and other stone.....		327991-4	7.8	0.0	0.1	0.0	0.0	0.0
Secondary products and miscellaneous receipts.....		327991-7	15.1	0.0	-1.0	1.8	0.3	0.0
Miscellaneous receipts.....		327991-SM						
		327991-M1	-	0.0	-	-	-	-
Ground or treated minerals and earths mfg.....								
Primary products.....	327992		11.4	5.4	0.8	0.7	0.7	-0.7
Ground or treated minerals and earths.....		327992-P	11.8	5.7	0.8	0.7	0.7	-0.7
Treated lightweight aggregate and crushed slag, minerals and earths.....		327992-0	11.8	5.7	0.8	0.7	0.7	-0.7
Other minerals and earths, treated.....		327992-04	9.2	0.0	0.0	0.0	0.0	0.0
Secondary products and miscellaneous receipts.....		327992-06	1.0	3.4	2.3	0.1	1.1	0.1
		327992-SM						
Mineral wool manufacturing.....								
Primary products.....	327993		15.8	4.1	1.1	0.5	-0.1	-0.1
Mineral wool for thermal and acoustical envelope insulation.....		327993-P	16.1	4.2	1.1	0.5	-0.1	-0.2
Mineral wool for industrial, equipment, and appliance insulation.....		327993-1	17.4	4.7	0.8	0.1	-0.2	-0.2
Secondary products and miscellaneous receipts.....		327993-4	12.9	3.1	2.0	1.6	0.0	0.0
Miscellaneous receipts.....		327993-SM						
		327993-M1	7.6	0.0	0.0	0.0	0.0	1.1
All other miscellaneous nonmetallic mineral product manufacturing.....								
Primary products.....	327999		9.9	3.1	0.2	0.1	0.2	0.0
All other nonmetallic mineral products.....		327999-P	10.0	3.6	0.1	0.0	0.2	0.0
Other nonmetallic mineral products.....		327999-0	10.0	3.6	0.1	0.0	0.2	0.0
Secondary products and miscellaneous receipts.....		327999-09	7.2	0.5	0.2	0.1	0.9	0.0
Secondary products.....		327999-SM						
		327999-S1	-	-	-	-	-	-
Primary metal mfg.....								
Iron & steel mills & ferroalloy mfg.....	331		-14.3	-3.4	-3.7	-4.1	-3.6	-1.0
Iron & steel mills & ferroalloy mfg.....	3311		-24.3	-3.6	-6.1	-6.8	-5.3	-3.0
Iron & steel mills & ferroalloy mfg.....	33111		-24.3	-3.6	-6.1	-6.8	-5.3	-3.0
Iron and steel mills and ferroalloy mfg.....	331110		-24.3	-3.6	-6.1	-6.8	-5.3	-3.0
Primary products.....		331110-P	-26.0	-3.6	-6.4	-7.1	-5.2	-3.1
Steel ingots and semifinished products.....		331110-3	-1.4	-1.4	-3.8	-3.5	-2.3	-3.0
Ferroalloys and related products.....		331110-6	40.4	2.1	-11.0	-2.5	-2.8	-1.5
Hot rolled steel bars, plates, and structural shapes.....		331110-7	7.1	-0.3	-2.4	-2.5	-1.4	-0.7
Hot rolled steel bars, plates, and structural shapes, carbon.....		331110-71	6.5	-0.2	-2.9	-2.5	-1.2	-0.4
Hot rolled steel bars, plates, and structural shapes, alloy.....		331110-76	-	-2.1	-	-	-	-
Secondary products and miscellaneous receipts.....		331110-SM						
Steel product mfg from purchased steel.....	3312		-7.1	-2.2	-1.7	-2.0	-2.0	-2.2
Iron & steel pipe and tube mfg from purchased steel.....	33121		0.1	-0.3	-0.9	-0.9	-1.5	-1.9
Iron and steel pipe and tube manufacturing from purchased steel.....	331210		0.1	-0.3	-0.9	-0.9	-1.5	-1.9
Primary products.....		331210-P	-0.3	-0.3	-1.0	-0.8	-1.5	-1.9
Iron and steel pipes and tubes, from purchased iron and steel.....		331210-0	-0.3	-0.3	-1.0	-0.8	-1.5	-1.9
Pipe and tube, carbon.....		331210-02	-3.0	-0.8	-1.7	-1.1	-2.5	-2.2
Pipe and tube, alloy.....		331210-03	8.0	3.3	2.2	1.6	2.1	-1.4
Pipe and tube, stainless.....		331210-04	13.5	-4.0	-2.3	-3.4	-0.4	-0.7
Secondary products and miscellaneous receipts.....		331210-SM1						
Rolling & drawing of purchased steel.....	33122		-16.3	-4.8	-2.9	-3.4	-2.9	-2.5
Rolled steel shape mfg.....								
Primary products.....	331221		-37.7	-9.3	-8.5	-5.3	-4.1	-4.7
Cold rolled steel sheet and strip, made from purchased steel.....		331221-P	-39.0	-9.4	-8.7	-5.2	-4.5	-5.4
Cold finished steel bars and bar shapes, made from purchased steel.....		331221-1	-52.1	-13.3	-12.7	-7.3	-5.2	-8.1
Secondary products and miscellaneous receipts.....		331221-3	9.9	0.4	0.0	-1.2	-3.2	-0.7
		331221-SM						

See footnotes at end of table.

Table 12. Producer price index percentage changes for the net output of selected industries and their products, not seasonally adjusted — Continued
 [November 2022]

Title ¹	Industry code	Product code	Unadjusted 12-month percent change ²	Unadjusted 1-month percent change ²				
				Nov. 2021 to Nov. 2022 ^P	June to July	July to Aug. ^P	Aug. to Sept. ^P	Sept. to Oct. ^P
Rolled steel shape mfg - Continued								
Steel wire drawing.....	331222		13.9	-0.1	2.4	-1.8	-1.9	-0.7
Primary products.....		331222-P	14.4	-0.1	2.5	-1.9	-1.9	-0.6
Steel wire, including galvanized and other coated wire.....		331222-5	17.8	0.2	4.5	-1.5	-1.7	-0.9
Carbon steel wire.....		331222-5A	13.5	0.3	-0.6	-1.1	-0.8	-1.4
Stainless steel wire.....		331222-5C	—	0.0	23.1	-2.7	-4.3	—
Secondary products and miscellaneous receipts.....		331222-SM						
Miscellaneous receipts.....		331222-M	—	0.0	1.8	-0.7	-0.2	-3.0
Secondary products.....		331222-S	4.4	-1.5	0.3	-0.3	-2.5	0.0
Alumina & aluminum production & processing.....	3313		-11.8	-5.0	-3.1	-1.7	-3.4	-0.6
Alumina & aluminum production & processing.....	33131		-11.8	-5.0	-3.1	-1.7	-3.4	-0.6
Secondary smelting and alloying of aluminum.....	331314		1.5	-3.4	-2.2	-1.5	-2.9	-1.6
Primary products.....		331314-P	0.9	-3.6	-2.6	-1.5	-3.2	-1.8
Aluminum ingot, including billet, made by secondary smelters.....		331314-2	0.8	-4.0	-2.9	-1.7	-3.7	-2.1
Aluminum and aluminum-base alloys powders, paste, and flakes.....		331314-5	1.3	0.0	0.0	0.0	0.0	0.1
Secondary products and miscellaneous receipts.....		331314-SM						
Aluminum sheet, plate, and foil mfg.....	331315		-17.5	-4.2	-4.6	-1.5	-2.6	-1.9
Primary products.....		331315-P	-17.5	-4.2	-4.6	-1.5	-2.6	-1.9
Aluminum sheet, plate, and foil.....		331315-0	-17.5	-4.2	-4.6	-1.5	-2.6	-1.9
Other aluminum rolling, drawing, and extruding.....	331318		-9.1	-5.6	-3.9	-0.4	-4.5	-1.1
Primary products.....		331318-P	-9.7	-6.0	-4.1	-0.4	-4.5	-1.1
Extruded aluminum rod, bar, and other extruded shapes.....		331318-1	-9.3	-5.9	-4.1	-0.4	-4.4	-1.1
Extruded and drawn aluminum tube.....		331318-3	-13.4	-6.6	-4.4	-0.4	-4.7	-1.3
Secondary products and miscellaneous receipts.....		331318-SM						
Nonferrous (exc alum) production & processing.....	3314		-4.3	-6.1	0.1	-1.9	-2.3	4.5
Nonferrous metal (except aluminum) smelting and refining.....	33141		-10.8	-10.4	0.6	-3.7	-2.0	6.4
Nonferrous metal (except aluminum) smelting and refining.....	331410		-10.8	-10.4	0.6	-3.7	-2.0	6.4
Primary products.....		331410-P	-10.1	-9.7	0.1	-3.7	-2.1	6.8
Primary smelting and refining of copper.....		331410-1	—	-5.5	1.7	-0.1	-0.9	—
Secondary products and miscellaneous receipts.....		331410-SM1						
Copper rolling/drawing/extruding & alloying.....	33142		-9.2	-8.4	-1.7	-0.1	-3.4	3.5
Copper rolling, drawing, extruding, and alloying.....	331420		-9.2	-8.4	-1.7	-0.1	-3.4	3.5
Primary products.....		331420-P	-9.7	-8.8	-1.6	-0.1	-3.6	3.8
Copper wire and cable.....		331420-A	-13.9	-5.9	-5.1	-1.5	-0.6	0.8
Copper and copper alloy sheet, strip, and plate.....		331420-5	1.8	-13.2	3.7	0.1	-2.1	7.2
Secondary smelting, refining, and alloying of copper.....		331420-8	-5.2	-4.0	0.1	-3.7	-4.8	2.5
Copper and copper alloy rod, bar, and shapes.....		331420-9	-10.6	-13.8	0.5	-0.2	-2.6	7.7
Secondary products and miscellaneous receipts.....		331420-SM						
Secondary products.....		331420-S	—	-2.3	—	—	—	—
Other nonferrous roll/draw/extruding/alloying.....	33149		4.6	-1.6	1.6	-2.7	-1.3	4.7
Nonferrous metal (except copper and aluminum) rolling, drawing, and extruding.....	331491		11.8	5.1	-1.3	-0.5	-2.4	-0.9
Primary products.....		331491-P	12.7	5.2	-1.3	-0.4	-2.4	-0.7
All other nonferrous metal mill shapes.....		331491-D	4.7	1.0	-1.2	0.2	-5.3	0.8
Nickel and nickel-base alloy mill shapes.....		331491-2	20.3	10.7	-2.8	-1.5	-3.5	-2.4
Titanium and titanium-base alloy mill shapes.....		331491-3	17.3	7.0	0.0	0.7	0.5	0.0
Secondary products and miscellaneous receipts.....		331491-SM						
Secondary products.....		331491-S	—	0.0	0.0	-1.7	-0.6	0.0
Secondary smelting, refining, and alloying of nonferrous metal (except copper and aluminum).....	331492		1.3	-4.9	3.1	-3.9	-0.8	7.8
Primary products.....		331492-P	1.0	-5.3	3.4	-4.2	-0.8	7.9
Secondary products and miscellaneous receipts.....		331492-SM						
Foundries.....	3315		13.8	1.1	-0.1	0.3	-0.2	1.0
Ferrous metal foundries.....	33151		14.5	1.6	-0.2	-0.1	0.0	0.8
Iron foundries.....	331511		13.9	0.7	0.1	-0.3	1.0	1.3
Primary products.....		331511-P	13.0	0.8	0.1	-0.3	0.9	1.5
Ductile iron pressure pipe and fittings.....		331511-1	25.1	-0.2	1.7	-0.6	-0.7	9.1
Other ductile iron castings.....		331511-3	8.3	-0.1	-0.4	-0.2	1.4	-0.1
Other ductile iron castings for automotive uses.....		331511-31	1.9	-0.1	-0.3	-0.1	0.3	-0.1
Other ductile iron castings for all other uses.....		331511-32	13.5	-0.1	-0.4	-0.2	2.3	0.0
Other gray iron castings.....		331511-9	10.5	2.1	-0.1	-0.4	1.3	0.0

See footnotes at end of table.

Table 12. Producer price index percentage changes for the net output of selected industries and their products, not seasonally adjusted — Continued
 [November 2022]

Title ¹	Industry code	Product code	Unadjusted 12-month percent change ²	Unadjusted 1-month percent change ²				
			Nov. 2021 to Nov. 2022 ^P	June to July	July to Aug. ^P	Aug. to Sept. ^P	Sept. to Oct. ^P	Oct. to Nov. ^P
Iron foundries - Continued								
Secondary products and miscellaneous receipts.....		331511-SM						
Steel investment foundries.....	331512		14.5	3.6	-1.4	0.0	-2.1	0.0
Primary products.....		331512-P	14.8	3.7	-1.4	0.0	-2.2	0.0
Steel investment castings.....		331512-0	14.8	3.7	-1.4	0.0	-2.2	0.0
Secondary products and miscellaneous receipts.....		331512-SM						
Secondary products.....		331512-S	7.5	0.0	0.0	0.0	0.0	0.8
Steel foundries, except investment.....	331513		16.3	2.3	0.2	0.0	-0.4	0.0
Primary products.....		331513-P	16.0	2.4	-0.7	0.0	-0.4	0.0
Carbon steel castings, except investment.....		331513-1	9.9	0.5	-0.1	-0.5	0.0	0.0
Alloy steel castings, excluding investment.....		331513-4	21.1	3.9	-1.1	0.3	-0.7	0.0
High alloy steel castings, except investment.....		331513-41	33.2	4.5	-3.2	0.0	0.0	0.0
Other alloy steel castings, except investment.....		331513-43	15.9	3.6	0.0	0.4	-1.0	0.0
Secondary products and miscellaneous receipts.....		331513-SM						
Nonferrous metal foundries.....	33152		12.6	0.3	0.1	0.9	-0.5	1.5
Nonferrous metal die-casting foundries.....	331523		14.5	0.4	-0.4	0.3	-0.7	1.7
Primary products.....		331523-P	14.9	0.4	-0.4	0.3	-0.7	1.8
Aluminum die-castings.....		331523-1	11.2	0.4	-0.1	-0.3	-0.6	2.8
Nonferrous (except aluminum) die-castings.....		331523-3	25.5	0.4	-1.3	1.8	-1.0	-0.4
Secondary products and miscellaneous receipts.....		331523-SM						
Secondary products.....		331523-S	10.2	1.0	0.0	0.4	-0.1	0.1
Aluminum foundries, except die-casting.....	331524		13.8	1.6	0.5	2.6	0.0	0.9
Primary products.....		331524-P	13.0	2.0	0.6	3.1	0.0	1.1
Aluminum castings, excluding die-castings.....		331524-0	13.0	2.0	0.6	3.1	0.0	1.1
Secondary products and miscellaneous receipts.....		331524-SM						
Secondary products.....		331524-S1	18.0	-0.2	0.0	0.0	-0.1	0.0
Other nonferrous metal foundries, except die-casting.....	331529		5.6	-1.6	1.3	0.8	-0.5	1.4
Primary products.....		331529-P	3.3	-1.7	1.3	1.0	-0.3	1.1
Copper foundries (excluding die-casting).....		331529-5	0.5	-2.6	-0.4	1.6	-0.5	1.8
Secondary products and miscellaneous receipts.....		331529-SM						
Fabricated metal product mfg.....	332		10.1	0.2	0.5	-0.1	-0.1	0.2
Forging & stamping.....	3321		1.6	-0.9	-0.5	-0.1	-0.8	-0.1
Forging & stamping.....	33211		1.6	-0.9	-0.5	-0.1	-0.8	-0.1
Iron and steel forging.....	332111		10.5	-0.2	-3.3	-0.3	-0.9	-0.7
Primary products.....		332111-P	11.0	-0.3	-3.5	-0.3	-0.9	-0.7
Hot impression die impact, press and upset steel forgings.....		332111-1	8.8	0.2	-3.8	0.1	-0.8	-1.1
Hot impression die impact, press and upset carbon steel forgings.....		332111-11	5.5	-	-	-	-1.3	-1.2
Hot impression die impact, press and upset alloy steel forgings.....		332111-12	6.4	-0.6	-1.8	0.1	-0.5	-1.4
Secondary products and miscellaneous receipts.....		332111-SM						
Nonferrous forging.....	332112		7.6	0.3	1.4	0.0	-1.3	0.4
Primary products.....		332112-P	8.9	0.5	1.5	0.0	-1.5	0.4
Hot impression die impact, press and upset nonferrous forgings.....		332112-4	9.7	0.6	1.6	0.0	-1.6	0.5
Hot impression die impact, press, and upset aluminum and aluminum alloy forgings.....		332112-41	7.9	1.1	1.6	0.0	-3.1	0.3
Hot impression die impact, press, and upset titanium and titanium alloy forgings.....		332112-42	11.1	0.0	0.0	0.0	0.0	0.0
Other nonferrous hot impression die impact, press, and upset forgings.....		332112-43	13.2	0.0	6.4	0.0	0.0	2.5
Secondary products and miscellaneous receipts.....		332112-SM						
Custom roll forming.....	332114		-4.3	-2.3	0.1	-0.1	-0.2	0.1
Primary products.....		332114-P	-5.1	-2.6	0.1	-0.1	-0.2	0.1
Custom roll formed products (steel, aluminum and other metal).....		332114-0	-5.1	-2.6	0.1	-0.1	-0.2	0.1
Secondary products and miscellaneous receipts.....		332114-SM						
Powder metallurgy part mfg.....	332117		-	0.8	-0.1	-0.2	-2.1	-
Primary products.....		332117-P	-	0.8	-0.1	-0.2	-2.1	-
Powder metallurgy parts.....		332117-0	-	0.8	-0.1	-0.2	-2.1	-
Other metal stamping, except automotive.....	332119		1.0	-0.5	0.4	-0.1	-1.1	-0.1
Primary products.....		332119-P	2.0	0.3	0.5	0.0	-0.5	0.0
Metal job stampings, except automotive.....		332119-3	3.4	-0.3	0.7	0.0	-0.1	0.0
Motor and generator metal job stamping.....		332119-32	-5.8	0.0	0.0	0.0	-6.3	0.0
Other metal job stampings.....		332119-33	4.6	-0.2	0.7	0.0	0.0	0.0
Secondary products and miscellaneous receipts.....		332119-SM						

See footnotes at end of table.

Table 12. Producer price index percentage changes for the net output of selected industries and their products, not seasonally adjusted — Continued
 [November 2022]

Title ¹	Industry code	Product code	Unadjusted 12-month percent change ²	Unadjusted 1-month percent change ²					
				Nov. 2021 to Nov. 2022 ^P	June to July	July to Aug. ^P	Aug. to Sept. ^P	Sept. to Oct. ^P	Oct. to Nov. ^P
Other metal stamping, except automotive - Continued									
Miscellaneous receipts.....		332119-M	-	-8.5	-2.9	-	-	-	
Cutlery & handtool mfg.....	3322		8.8	0.8	0.4	0.0	0.8	0.2	
Cutlery & handtool mfg.....	33221		8.8	0.8	0.4	0.0	0.8	0.2	
Metal cookware, cutlery, and flatware mfg.....	332215		8.9	0.4	0.7	0.0	0.3	0.0	
Primary products.....		332215-P	9.4	0.4	1.0	0.0	0.5	0.0	
Cutlery, scissors, shears, trimmers, and snips.....		332215-2	16.3	-	6.9	0.0	-0.6	0.0	
Secondary products and miscellaneous receipts.....		332215-SM							
Miscellaneous receipts.....		332215-M	3.3	0.1	-1.9	0.0	-1.3	0.0	
Secondary products.....		332215-S	9.3	0.0	0.0	0.0	0.0	0.0	
Saw blade, handsaw, and hand and edge tool mfg.....	332216		8.8	1.0	0.3	0.1	1.1	0.3	
Primary products.....		332216-P	7.8	0.5	0.2	0.0	1.1	0.3	
Saw blades and handsaws.....		332216-C	8.8	0.0	0.0	0.0	3.0	0.0	
Edge tools, hand-operated.....		332216-4	8.8	0.0	0.0	2.4	0.0	0.0	
All other miscellaneous hand tools, except handsaws.....		332216-7	8.4	0.5	0.0	0.0	0.4	0.0	
Secondary products and miscellaneous receipts.....		332216-SM							
Miscellaneous receipts.....		332216-M	16.1	5.2	1.0	0.0	0.9	0.0	
Secondary products.....		332216-S	12.6	0.8	0.0	1.6	1.1	2.3	
Architectural & structural metals mfg.....	3323		11.0	0.0	0.5	-0.7	-0.5	-0.6	
Plate work & fabricated structural prod mfg.....	33231		10.4	-0.6	0.5	-0.8	-1.3	-0.6	
Prefabricated metal buildings and components mfg.....	332311		-1.8	-1.0	1.6	-2.1	-2.0	-0.4	
Primary products.....		332311-P	-2.9	-1.0	1.8	-2.4	-2.7	-0.1	
Prefabricated metal bldg & component systems (excl. farm service bldgs, resid. bldgs, & parts).....		332311-1	-2.6	-1.5	-0.5	-0.7	-2.2	0.0	
Other prefabricated and portable metal buildings and parts.....		332311-3	-3.6	0.1	7.1	-6.1	-3.7	-0.5	
Panels, parts, and sections for prefabricated buildings, steel and aluminum.....		332311-34	-	0.1	8.8	-	-	-	
Secondary products and miscellaneous receipts.....		332311-SM							
Secondary products.....		332311-S	-	-5.1	-	-	-	-	
Fabricated structural metal mfg.....	332312		14.6	-0.8	0.1	-0.7	-1.4	-0.6	
Primary products.....		332312-P	10.4	-1.2	-0.4	-1.1	-1.7	-0.7	
Fabricated structural metal bar joists and concrete reinforcing bars.....		332312-1	3.7	-1.5	-1.5	-1.4	-2.9	-1.0	
Fabricated structural iron and steel for industrial buildings metal bar joists, short span.....		332312-11	4.3	0.8	-0.6	-3.2	-5.9	-1.3	
Fabricated structural iron & steel for commercial, residential, institutional, & public bldgs.....		332312-12	3.6	-1.9	-1.7	-1.0	-2.2	-0.9	
Other fabricated structural metal.....		332312-5	22.0	-0.4	0.3	-0.5	-0.4	-0.3	
Fabricated structural metal for bridges.....		332312-6	18.3	-3.5	6.1	-1.1	2.7	0.2	
Secondary products and miscellaneous receipts.....		332312-SM							
Miscellaneous receipts.....		332312-M1	-	2.1	4.2	2.9	0.7	-0.1	
Plate work mfg.....	332313		4.9	0.4	0.3	0.0	0.0	-1.0	
Primary products.....		332313-P	4.9	0.4	0.3	0.0	0.0	-1.0	
Fabricated plate work (stacks and weldments).....		332313-0	4.9	0.4	0.3	0.0	0.0	-1.0	
Ornamental & architectural metal prod mfg.....	33232		11.8	0.7	0.5	-0.7	0.4	-0.6	
Metal window and door mfg.....	332321		10.9	0.2	0.2	-1.8	0.6	0.1	
Primary products.....		332321-P	11.0	0.3	0.1	-1.7	0.7	0.1	
Metal molding and trim and store fronts.....		332321-B	6.4	0.0	0.0	-8.7	0.6	0.0	
Metal windows (except storm sash).....		332321-D	17.6	0.3	0.5	-0.4	1.2	0.0	
Metal doors (except storm doors).....		332321-1	9.7	0.3	0.0	-0.7	0.6	0.2	
Metal window and door screens (except combination screens) and metal weather strip.....		332321-9	13.3	0.0	0.0	0.0	0.1	0.0	
Secondary products and miscellaneous receipts.....		332321-SM							
Secondary products.....		332321-S	10.3	0.0	0.7	-2.4	0.3	-0.1	
Sheet metal work mfg.....	332322		11.6	1.1	0.9	-0.4	0.4	-1.2	
Primary products.....		332322-P	10.7	0.5	1.0	-0.5	0.5	-1.2	
Sheet metal electronic enclosures.....		332322-C	11.9	2.6	-0.4	0.1	0.0	-0.1	
Steel sheet metal computer & peripheral equipment enclosures.....		332322-C1	2.6	-0.1	-0.3	0.1	0.9	-0.2	
Aluminum sheet metal computer & peripheral equipment enclosures.....		332322-C2	20.6	0.9	-0.9	0.1	0.0	0.0	
Other sheet metal electronic enclosures (excluding computers).....		332322-C3	13.9	5.1	-0.2	0.0	-0.4	-0.1	
Other sheet metal work.....		332322-G	11.7	1.8	-0.1	1.7	0.4	-1.0	
Aluminum and other sheet metal work.....		332322-G3	4.0	0.6	-0.2	0.1	0.7	-1.5	
Sheet metal air-conditioning ducts and stove pipe.....		332322-1	18.8	0.0	0.0	0.1	0.0	0.0	
Sheet metal roofing and roof drainage equipment.....		332322-7	9.4	-1.4	-0.5	-0.4	2.5	-4.1	

See footnotes at end of table.

Table 12. Producer price index percentage changes for the net output of selected industries and their products, not seasonally adjusted — Continued
 [November 2022]

Title ¹	Industry code	Product code	Unadjusted 12-month percent change ²	Unadjusted 1-month percent change ²				
				Nov. 2021 to Nov. 2022 ^P	June to July	July to Aug. ^P	Aug. to Sept. ^P	Sept. to Oct. ^P
Sheet metal work mfg - Continued								
Secondary products and miscellaneous receipts.....		332322-SM						
Secondary products.....		332322-S	14.7	5.5	0.2	0.4	0.0	-0.6
Ornamental and architectural metal work mfg.....	332323		13.7	0.2	0.1	0.2	0.0	-0.4
Primary products.....		332323-P	14.6	0.2	0.1	0.1	0.0	-0.3
Ornamental and architectural metal work.....		332323-8	12.5	0.5	0.0	0.3	-0.1	-0.2
Iron, steel, and aluminum stairs, staircases, and fire escapes.....		332323-81	12.2	0.0	-0.2	-0.1	-0.1	-0.3
Steel and aluminum fences, gates (not wire), and railings and window guards... ..		332323-82	13.2	1.8	0.5	1.3	0.0	0.0
Other architectural and ornamental work.....		332323-9	29.4	0.0	0.4	0.0	0.0	0.0
Other aluminum and metal architectural and ornamental work.....		332323-91	40.1	0.0	1.2	0.0	0.0	0.0
Other iron and steel architectural and ornamental work.....		332323-92	25.5	0.0	0.0	0.0	0.0	0.0
Metal stalls and corrals.....		332323-94	-	0.0	-	-	-	-
Secondary products and miscellaneous receipts.....		332323-SM						
Secondary products.....		332323-S	0.1	0.1	-0.6	-0.2	1.1	-1.8
Boiler, tank & shipping container mfg.....	3324		14.4	-0.3	0.1	1.1	-1.0	-0.2
Power boiler & heat exchanger mfg.....	33241		12.6	1.3	0.1	3.3	-0.6	0.0
Power boiler and heat exchanger mfg.....	332410		12.6	1.3	0.1	3.4	-0.6	0.0
Primary products.....		332410-P	13.5	1.5	0.1	3.9	-0.7	0.0
Fabricated heat exchangers and steam condensers (excluding nuclear applications).....		332410-1	12.9	2.1	0.1	2.7	0.0	0.0
Steel power boilers (stationary and marine), parts and attachments (excl. nuclear applications).....		332410-6	-	-	-	-	-4.0	-
Secondary products and miscellaneous receipts.....		332410-SM						
Metal tank (heavy gauge) mfg.....	33242		10.6	0.5	0.0	0.5	0.2	0.0
Metal tanks, heavy gauge, mfg.....	332420		10.6	0.5	0.0	0.5	0.2	0.0
Primary products.....		332420-P	10.0	0.6	0.0	0.4	0.2	0.0
Metal tanks, heavy gauge.....		332420-0	10.0	0.6	0.0	0.4	0.2	0.0
Secondary products and miscellaneous receipts.....		332420-SM						
Secondary products.....		332420-S	15.8	0.0	0.0	1.8	0.1	0.1
Light gauge metal container mfg.....	33243		17.5	-1.3	0.1	0.6	-1.7	-0.5
Metal can mfg.....	332431		24.3	-1.8	0.0	0.7	-2.1	0.0
Primary products.....		332431-P	25.6	-1.9	0.0	0.7	-2.0	0.0
Steel cans and tinware products.....		332431-1	39.0	-0.4	0.0	1.9	0.0	0.0
Aluminum cans (including lids, ends, and parts shipped separately).....		332431-3	18.4	-2.7	0.0	0.0	-3.2	0.0
Secondary products and miscellaneous receipts.....		332431-SM						
Other metal container mfg.....	332439		0.6	0.1	0.5	0.2	-0.8	-1.9
Steel shipping barrels & drums, exc. beer barrels (more than 12-gallon capacity)....		332439-3	-11.2	0.3	1.6	0.6	-2.8	-8.1
All other metal containers.....		332439-6	10.6	0.0	0.0	0.0	0.0	0.0
Secondary products and miscellaneous receipts.....		332439-SM						
Secondary products.....		332439-S	7.4	0.0	0.0	0.0	0.0	0.0
Hardware mfg.....	3325		4.9	1.1	0.7	0.0	-0.1	0.8
Hardware mfg.....	33251		4.9	1.1	0.7	0.0	-0.1	0.8
Hardware mfg.....	332510		4.9	1.1	0.7	0.0	-0.1	0.8
Primary products.....		332510-P	4.8	1.5	0.7	0.0	-0.1	0.5
All other miscellaneous hardware.....		332510-A	2.4	0.6	0.1	0.0	-0.1	0.1
Furniture hardware (excluding cabinet hardware).....		332510-2	7.7	-0.4	0.0	0.0	0.0	-0.4
Builders' hardware, including fabricated metal safe and vault locks, & cabinet hardware.....		332510-4	6.0	3.2	1.0	0.0	0.0	0.2
Motor vehicle hardware (lock units, door & window handles, window regulators, hinges, etc.).....		332510-6	2.5	-0.9	0.0	0.0	0.0	3.2
Other transportation equipment hardware, incl. marine & aircraft (excl. motor vehicle hardware).....		332510-7	5.5	-	1.9	0.0	-1.2	-3.5
Secondary products and miscellaneous receipts.....		332510-SM						
Miscellaneous receipts.....		332510-M	1.2	0.0	0.0	0.0	0.0	0.3
Secondary products.....		332510-S	10.8	-2.3	1.5	0.0	0.0	4.8
Spring & wire product mfg.....	3326		34.8	3.6	0.0	0.2	2.4	8.7
Spring & wire product mfg.....	33261		34.8	3.6	0.0	0.2	2.4	8.7
Spring mfg.....	332613		58.4	1.8	-0.6	0.5	0.1	20.8
Primary products.....		332613-P	64.1	2.0	-0.6	0.6	0.2	22.4
Cold formed steel springs, except wire.....		332613-3	114.8	-0.4	0.1	-0.4	0.0	72.4
Hot formed steel springs, except wire.....		332613-4	-	0.0	1.7	-2.0	-	-

See footnotes at end of table.

Table 12. Producer price index percentage changes for the net output of selected industries and their products, not seasonally adjusted — Continued
 [November 2022]

Title ¹	Industry code	Product code	Unadjusted 12-month percent change ²	Unadjusted 1-month percent change ²					
				Nov. 2021 to Nov. 2022 ^P	June to July	July to Aug. ^P	Aug. to Sept. ^P	Sept. to Oct. ^P	Oct. to Nov. ^P
Spring mfg - Continued									
Precision mechanical wire springs.....		332613-5	22.0	8.0	-2.4	0.2	0.6	0.5	
Precision mechanical extension- and torsion-type wire springs.....		332613-51	22.2	5.5	2.2	0.3	1.4	-0.3	
Precision mechanical compression-type wire springs.....		332613-52	21.9	9.1	-4.3	0.1	0.2	0.9	
Secondary products and miscellaneous receipts.....		332613-SM							
Secondary products.....		332613-S	2.2	-0.3	-0.1	0.6	-0.2	0.0	
Other fabricated wire product mfg.....	332618		18.7	4.9	0.5	-0.1	4.2	-0.4	
Primary products.....		332618-P	16.1	1.1	0.8	0.0	4.9	-0.3	
Other ferrous wire products, excluding springs, made from purchased wire.....		332618-B	30.0	0.2	0.6	-0.8	13.9	-0.1	
Other fabricated wire products, made from purchased wire.....		332618-2	16.6	2.8	1.6	0.6	2.1	0.0	
Ferrous wire cloth and other ferrous woven wire products, made from purchased wire.....		332618-3	10.8	0.7	1.1	1.7	1.5	0.0	
Steel fencing and fence gates, made from purchased wire.....		332618-7	5.5	0.4	0.7	-0.8	-0.2	-4.6	
Steel nails, staples, tacks, spikes, and brads, made from purchased wire.....		332618-9	12.9	0.8	-0.3	0.0	0.1	0.0	
Secondary products and miscellaneous receipts.....		332618-SM							
Secondary products.....		332618-S	10.3	-0.2	-0.1	0.1	-0.1	1.0	
Mach shops, turn prod, screw, nut, bolt mfg.....	3327		9.6	0.3	1.8	0.4	0.0	0.3	
Machine shops.....	33271		5.4	-0.3	1.1	0.3	0.5	0.4	
Machine shops.....	332710		5.4	-0.3	1.1	0.3	0.5	0.4	
Primary products.....		332710-P	5.5	-0.4	1.1	0.2	0.5	0.4	
Machine shop job work and job order repairs.....		332710-0	5.5	-0.4	1.1	0.2	0.5	0.4	
Secondary products and miscellaneous receipts.....		332710-SM							
Turned product & screw, nut & bolt mfg.....	33272		14.8	1.1	2.6	0.5	-0.6	0.2	
Precision turned product mfg.....	332721		14.5	0.5	2.6	0.7	-0.1	0.2	
Primary products.....		332721-P	14.9	0.6	2.8	0.7	-0.1	0.2	
Precision turned products, automotive.....		332721-1	-1.7	0.0	0.0	0.0	-0.5	0.0	
Precision turned products, except automotive.....		332721-3	20.0	0.7	3.5	0.9	0.0	0.3	
Secondary products and miscellaneous receipts.....		332721-SM							
Bolt, nut, screw, rivet, and washer mfg.....	332722		15.3	1.9	2.5	0.3	-1.3	0.1	
Primary products.....		332722-P	15.0	1.1	2.8	0.3	-1.3	0.1	
Nonthreaded metal fasteners (except aircraft types).....		332722-B	14.7	1.6	0.1	3.6	1.2	0.4	
Aircraft fasteners, except plastics (including aerospace).....		332722-1	30.0	0.0	9.8	0.0	0.1	0.0	
Externally threaded metal fasteners (except aircraft types).....		332722-3	9.9	1.9	-0.3	0.1	-3.2	0.1	
Hex bolts, including heavy, tap-and-joint (excluding high-strength structural & aircraft types).....		332722-3122	7.7	2.3	0.0	1.6	-2.4	-2.8	
Other metal bolts, including square, round, plow, high-strength structural, & bent bolts.....		332722-3133	5.0	1.4	0.0	0.0	-6.7	0.0	
Cap, set, machine, lag, flange, and self-locking screws (except aircraft types).....		332722-3144	26.3	1.7	-1.0	-0.7	-1.5	-0.6	
Other externally threaded metal fasteners, including studs (except aircraft types).....		332722-3199	-	2.3	-	-	-	-	
Internally threaded fasteners (except aircraft types).....		332722-5	7.6	1.5	0.3	0.6	-0.3	0.7	
Secondary products and miscellaneous receipts.....		332722-SM							
Miscellaneous receipts.....		332722-M	23.1	22.8	-0.2	0.1	1.0	0.0	
Coating/engrave/heat treating & other activity.....	3328		8.9	1.5	0.3	0.1	1.0	0.0	
Coating/engrave/heat treating & other activity.....	33281		8.9	1.5	0.3	0.1	1.0	0.0	
Metal heat treating.....	332811		18.3	3.6	0.0	0.4	4.1	0.0	
Primary products.....		332811-P	14.3	2.5	0.0	0.4	2.3	0.0	
Heat treating of metal for the trade (pickling, annealing, etc.).....		332811-0	14.3	2.5	0.0	0.4	2.3	0.0	
Secondary products and miscellaneous receipts.....		332811-SM							
Metal coating and nonprecious engraving.....	332812		3.7	0.5	0.3	-0.3	-0.1	0.0	
Primary products.....		332812-P	3.6	0.5	0.4	-0.3	-0.1	0.0	
Metal coating, engraving, and allied services.....		332812-0	3.6	0.5	0.4	-0.3	-0.1	0.0	
Secondary products and miscellaneous receipts.....		332812-SM							
Electroplating, anodizing and coloring metal.....	332813		10.3	1.4	0.6	0.3	0.1	0.0	
Primary products.....		332813-P	10.3	1.4	0.6	0.0	0.0	0.0	
Electroplating, plating, polishing, anodizing and coloring metal.....		332813-0	10.3	1.4	0.6	0.0	0.0	0.0	
Secondary products and miscellaneous receipts.....		332813-SM							
Other fabricated metal product mfg.....	3329		9.0	0.2	0.2	-0.2	0.2	0.2	
Metal valve mfg.....	33291		13.7	0.7	0.8	0.1	0.5	0.7	
Industrial valve mfg.....	332911		15.3	0.1	2.1	0.3	0.8	1.5	
Primary products.....		332911-P	15.6	0.1	2.2	0.3	0.9	1.4	

See footnotes at end of table.

Table 12. Producer price index percentage changes for the net output of selected industries and their products, not seasonally adjusted — Continued
 [November 2022]

Title ¹	Industry code	Product code	Unadjusted 12-month percent change ²	Unadjusted 1-month percent change ²				
				Nov. 2021 to Nov. 2022 ^P	June to July	July to Aug. ^P	Aug. to Sept. ^P	Sept. to Oct. ^P
Industrial valve mfg - Continued								
Automatic regulating and control valves and parts (except nuclear), power operated.....		332911-F	14.4	0.0	0.0	0.0	7.2	0.2
Industrial valves for water works and municipal equipment (IBBM, AWWA, and UL).....		332911-N	24.1	0.0	0.7	1.2	0.0	1.3
Industrial ball valves (all metals, pressures, and types), incl. manual & power operated.....		332911-Q	20.7	0.1	1.6	0.0	0.0	2.6
Industrial butterfly valves (all metals, pressures, and types), incl. manual & power operated.....		332911-R	16.6	0.1	3.6	0.6	0.0	3.7
All other miscellaneous industrial valves.....		332911-X	14.2	0.5	5.7	0.0	0.0	0.4
Gates, globes, angles and other industrial valves.....		332911-1	9.1	0.0	2.7	0.0	0.0	0.0
Secondary products and miscellaneous receipts.....		332911-SM						
Miscellaneous receipts.....		332911-M	12.3	0.0	0.0	0.3	0.0	1.9
Secondary products.....		332911-S	13.0	0.0	1.9	-0.1	0.2	2.7
Fluid power valve and hose fitting mfg.....	332912		12.0	1.1	-0.1	0.4	-0.2	0.2
Primary products.....		332912-P	13.5	1.4	0.0	0.0	0.0	0.1
Nonaerospace type hydraulic and pneumatic assemblies of hose.....		332912-N	12.1	1.2	0.2	0.0	0.0	0.0
Nonaerospace type flared (metal) fittings, couplings and assemblies.....		332912-T	22.0	4.0	0.0	0.0	0.0	0.0
Nonaerospace type flareless fittings and couplings (incl. nonmetal fittings).....		332912-U	10.8	0.1	0.0	0.0	0.0	0.0
Parts for fluid power valves.....		332912-X	-	3.1	-	-	-	-
Aerospace type hydraulic fluid power valves.....		332912-1	0.9	0.0	0.0	0.0	0.0	0.4
Nonaerospace type hydraulic directional control valves.....		332912-5	5.6	0.0	0.0	0.0	0.0	0.0
Nonaerospace type hydraulic valves, except directional control.....		332912-7	13.6	0.0	0.2	0.0	0.3	0.0
Nonaerospace type pneumatic directional control valves.....		332912-9	7.7	0.0	0.0	0.0	0.2	0.4
Secondary products and miscellaneous receipts.....		332912-SM						
Miscellaneous receipts.....		332912-M	7.2	0.9	0.0	1.1	0.0	0.0
Secondary products.....		332912-S1	-	-0.7	-1.3	3.4	-	-
Plumbing fixture fitting and trim mfg.....	332913		11.2	0.7	-1.6	0.0	0.4	0.0
Primary products.....		332913-P	9.9	0.6	0.1	0.0	0.5	0.0
Miscellaneous metal and nonmetal plumbing fixtures, fittings, and trim.....		332913-6	10.1	1.7	-1.8	0.0	0.0	0.0
Metal and nonmetal lavatory and sink fittings, excluding single control.....		332913-7	11.8	0.2	1.9	0.0	0.5	0.0
Secondary products and miscellaneous receipts.....		332913-SM						
Other metal valve and pipe fitting mfg.....	332919		15.0	1.7	1.0	-1.0	1.1	0.1
Primary products.....		332919-P	15.8	1.8	0.8	-1.2	1.3	0.1
Plumbing and heating valves and specialties, except plumbers' brass goods.....		332919-1	6.2	0.9	0.0	0.0	0.0	0.0
Metal fittings, flanges, and unions for pipe fittings.....		332919-4	17.6	2.0	0.9	-1.4	1.5	0.1
Secondary products and miscellaneous receipts.....		332919-SM						
Secondary products.....		332919-S	8.1	1.7	0.0	0.0	0.0	0.0
All other fabricated metal product mfg.....	33299		5.2	-0.3	-0.4	-0.4	-0.1	-0.1
Ball and roller bearing mfg.....	332991		8.2	2.0	0.0	-1.1	-0.1	0.2
Primary products.....		332991-P	7.5	1.8	0.0	-1.1	-0.2	0.2
Ball bearings, complete, unmounted.....		332991-1	3.9	0.6	0.0	-0.1	0.0	0.0
Tapered roller bearings (including cups & cones), unmounted.....		332991-3	14.1	3.1	0.0	-2.8	0.0	0.0
Other roller bearings, unmounted.....		332991-5	5.7	4.2	0.0	-0.5	0.0	0.0
Mounted bearings (excluding plain).....		332991-7	9.5	0.0	-0.1	0.0	0.0	2.2
Parts and components for ball and roller bearings (including balls and rollers) sold separately.....		332991-9	1.9	0.0	0.0	-0.5	-1.4	-0.3
Secondary products and miscellaneous receipts.....		332991-SM						
Secondary products.....		332991-S	-	3.1	0.1	0.0	0.0	0.0
Small arms ammunition mfg.....	332992		5.6	0.0	0.0	0.0	0.0	0.0
Primary products.....		332992-P	5.6	0.0	0.0	0.0	0.0	0.1
Small arms ammunition.....		332992-0	5.6	0.0	0.0	0.0	0.0	0.1
All other ammo products, incl. industrial shells & cartridges, air gun ammo, percussion caps.....		332992-07	6.7	0.0	0.0	0.0	0.0	0.2
Secondary products and miscellaneous receipts.....		332992-SM						
Secondary products.....		332992-S	0.8	0.0	0.0	0.0	0.0	0.0
Ammunition, except small arms, manufacturing.....	332993		-	0.2	2.3	0.4	0.1	0.5
Primary products.....		332993-P	-	0.5	4.2	0.7	1.6	0.0
Ammunition (excluding small arms), more than 30 mm (1.18 in.).....		332993-0	-	0.5	4.2	0.7	1.6	0.0
Secondary products and miscellaneous receipts.....		332993-SM1						
Fabricated pipe and pipe fitting mfg.....	332996		3.6	-2.4	-1.8	-1.0	-0.4	0.1
Primary products.....		332996-P	1.3	-2.6	-2.1	-1.2	-0.5	0.1
Fabricated pipe and pipe fittings made from purchased pipe.....		332996-0	1.3	-2.6	-2.1	-1.2	-0.5	0.1
Secondary products and miscellaneous receipts.....		332996-SM						

See footnotes at end of table.

Table 12. Producer price index percentage changes for the net output of selected industries and their products, not seasonally adjusted — Continued
 [November 2022]

Title ¹	Industry code	Product code	Unadjusted 12-month percent change ²	Unadjusted 1-month percent change ²				
				Nov. 2021 to Nov. 2022 ^P	June to July	July to Aug. ^P	Aug. to Sept. ^P	Sept. to Oct. ^P
Fabricated pipe and pipe fitting mfg - Continued								
Miscellaneous fabricated metal product mfg.	332999		5.8	-0.6	-0.5	0.0	0.0	-0.7
Primary products.		332999-P	4.3	-0.7	-0.6	-1.1	-0.1	-0.7
All other miscellaneous fabricated metal products.		332999-N	4.2	-0.7	-0.7	-1.1	-0.2	-0.8
Secondary products and miscellaneous receipts.		332999-SM						
Secondary products.		332999-S	12.7	0.0	0.0	0.0	2.6	-0.5
Small arms, ordnance, and ordnance accessories mfg.	33299T		2.6	0.9	0.0	0.0	0.0	0.0
Primary products.		33299T-P	2.9	1.0	0.0	0.0	0.0	0.0
Single barrel shotguns, other small firearms n.e.c., and parts & attachments for small arms.		33299T-45	0.8	0.0	0.0	0.0	0.0	0.0
Secondary products and miscellaneous receipts.		33299T-SM						
Machinery manufacturing.	333		11.4	0.8	0.6	0.5	0.6	0.3
Agricultural, construction, and mining machinery mfg.	3331		11.5	0.4	1.3	0.7	1.4	0.2
Agricultural implement manufacturing.	33311		14.0	0.3	0.6	0.8	1.7	-0.1
Farm machinery and equipment mfg.	333111		15.2	0.3	0.6	1.0	2.0	0.0
Primary products.		333111-P	14.7	0.3	0.6	0.9	2.0	0.0
Haying machinery and attachments.		333111-A	-	0.0	0.0	4.1	0.0	-
Parts for farm machinery, for sale separately.		333111-C	9.1	1.3	0.6	0.1	0.5	0.3
Farm plows, harrows, rollers, pulverizers, etc., and attachments.		333111-E	29.3	0.0	2.5	3.3	0.0	0.0
All other farm machinery and equipment, excluding parts, including attachments.		333111-G	8.4	0.8	1.3	0.4	-0.4	-0.9
Commercial turf and grounds care equipment, including parts and attachments.		333111-J	11.2	0.0	2.4	0.0	0.6	0.6
Farm dairy equipment, sprayers and dusters, farm blowers, and attachments.		333111-4	13.5	3.1	0.1	0.0	0.0	0.0
Planting, seeding, and fertilizing machinery and attachments.		333111-7	14.2	-6.2	0.1	3.4	0.0	0.0
Harvesting machinery (except hay and straw) and attachments.		333111-9	18.9	0.9	0.0	0.0	6.7	0.0
Secondary products and miscellaneous receipts.		333111-SM						
Miscellaneous receipts.		333111-M	27.9	0.3	0.3	4.1	1.5	0.0
Secondary products.		333111-S	13.4	0.6	0.7	-0.2	0.2	0.0
Lawn and garden equipment mfg.	333112		8.0	0.2	0.4	-0.1	0.2	-0.7
Primary products.		333112-P	9.0	0.2	0.5	-0.2	0.1	-0.4
Consumer nonriding lawn, garden, and snow equipment.		333112-1	5.9	0.0	0.9	-0.3	0.0	-0.1
Consumer riding lawn, garden, and snow equipment.		333112-3	14.4	0.4	0.0	0.0	1.1	0.5
Parts and attachments for consumer lawn, garden, and snow equipment.		333112-7	8.9	0.2	0.1	0.0	-1.2	-2.7
Secondary products and miscellaneous receipts.		333112-SM						
Secondary products.		333112-S	3.0	0.4	0.2	0.0	0.5	-1.4
Construction machinery manufacturing.	33312		9.8	0.8	2.8	0.3	0.0	0.4
Construction machinery mfg.	333120		9.8	0.8	2.8	0.3	0.0	0.4
Primary products.		333120-P	9.3	0.5	3.1	0.2	0.0	0.2
Power cranes, loaders, dozers, tractors, off-highway trucks, mixers, pavers, backhoes, etc.		333120-1	9.4	0.3	4.1	0.0	-0.1	-0.1
Power cranes, draglines, & shovels (excavators) (incl. surface mining equip.) (excluding parts).		333120-11	10.9	0.5	4.9	0.0	0.3	0.1
Mixers, pavers, and related equipment (excluding parts).		333120-12	15.6	0.0	4.5	0.0	0.0	1.3
Off-highway trucks, haulers, truck-type tractor chassis, trailers, etc. (excluding parts).		333120-13	8.8	1.7	1.4	0.0	1.9	0.3
Tractor shovel loaders (skid steer, wheel, crawler, and integral design backhoes).		333120-14	10.3	0.0	5.1	0.0	0.1	0.1
Construction wheel and crawler tractors, dozers, self-propelled log skidders, etc.		333120-15	5.4	0.0	2.2	0.0	-1.4	-1.3
Graders, rollers & compactors, rough-terrain forklifts, scrapers, trenchers, etc. (excl. parts).		333120-16	11.3	0.0	5.6	0.0	0.0	0.4
Construction machinery for mounting (excluding parts, winches, snow clearing attachments).		333120-17	9.1	0.0	3.7	0.0	0.0	0.0
Parts for construction machinery and equipment, sold separately.		333120-9	13.4	0.2	0.6	1.6	1.0	0.7
Parts for cranes, draglines, and shovels (including surface mining equipment) (sold separately).		333120-91	23.2	0.4	0.0	6.9	3.3	0.0
Parts for off-highway wheel tractors and shovel loaders (sold separately).		333120-92	9.4	0.0	0.0	0.0	0.0	5.6
Parts for other construction machinery (sold separately).		333120-93	9.6	0.2	1.1	-0.7	0.0	-0.4
Secondary products and miscellaneous receipts.		333120-SM						
Miscellaneous receipts.		333120-M	13.5	3.5	0.4	-0.1	0.0	1.9
Secondary products.		333120-S	-	0.0	0.0	-	-	-
Mining and oil and gas field machinery mfg.	33313		10.2	0.1	0.1	1.1	2.9	0.4
Mining machinery and equipment mfg.	333131		12.9	0.0	0.4	2.9	0.0	0.9
Primary products.		333131-P	13.7	0.0	0.3	3.0	0.0	1.0
Mining machinery and equipment (except parts sold separately).		333131-2	14.2	0.0	0.2	3.7	0.0	1.1

See footnotes at end of table.

Table 12. Producer price index percentage changes for the net output of selected industries and their products, not seasonally adjusted — Continued
 [November 2022]

Title ¹	Industry code	Product code	Unadjusted 12-month percent change ²	Unadjusted 1-month percent change ²				
				Nov. 2021 to Nov. 2022 ^P	June to July	July to Aug. ^P	Aug. to Sept. ^P	Sept. to Oct. ^P
Mining machinery and equipment mfg - Continued								
Underground mining machinery (except parts sold separately).....		333131-21	16.3	0.0	0.0	5.2	0.0	0.0
Mineral processing & beneficiation machinery (except parts sold separately)...		333131-23	11.0	0.0	0.0	0.0	0.0	7.3
Crushing, pulverizing & screening machinery (except parts sold separately)....		333131-25	7.7	0.0	0.0	0.0	0.0	4.6
Drills and other mining machinery (except parts sold separately).....		333131-27	13.2	0.0	3.1	0.5	0.0	0.0
Parts and attachments for mining machinery and equipment (sold separately)....		333131-9	12.1	0.0	0.5	1.0	0.0	0.7
Secondary products and miscellaneous receipts.....		333131-SM						
Miscellaneous receipts.....		333131-M	7.3	0.0	2.3	2.7	0.0	0.0
Oil and gas field machinery and equipment mfg.....	333132		9.2	0.1	0.0	0.5	4.0	0.2
Primary products.....		333132-P	9.1	0.1	0.0	0.1	4.3	0.3
Oil and gas field production machinery and equipment (except pumps).....		333132-A	12.8	0.2	0.0	0.0	0.0	0.8
Oil and gas field production machinery and equipment (except pumps and parts sold separately).....		333132-A1	12.0	0.0	0.0	0.0	0.0	0.0
Parts and attachments for oil and gas field production machinery and equipment (except pumps).....		333132-A2	16.8	1.4	0.0	0.0	0.0	4.8
Rotary oil and gas field drilling machinery and equipment.....		333132-1	4.6	0.0	0.0	0.2	3.9	0.0
Other oil and gas field drilling machinery and equipment.....		333132-8	-	0.0	-	-	-	-
Secondary products and miscellaneous receipts.....		333132-SM						
Industrial machinery manufacturing.....	3332		10.2	1.5	-0.3	0.2	-0.2	0.2
Other industrial machinery manufacturing.....	33324		10.2	1.5	-0.3	0.2	-0.2	0.2
Food product machinery mfg.....	333241		10.4	1.3	0.1	0.3	0.4	0.4
Primary products.....		333241-P	10.9	0.7	0.1	0.4	0.5	0.4
Dairy and milk products plant machinery and equipment.....		333241-1	10.4	0.4	0.0	0.9	0.0	0.0
Commercial food products machinery (except packaging and cooking equipment).....		333241-3	10.9	1.4	0.1	0.2	0.5	1.0
Industrial food products machinery for processing foods, beverages, & animal & fowl feed.....		333241-5	11.1	0.2	0.0	0.2	0.7	0.0
Other industrial food and feed machinery.....		333241-51	12.2	0.3	0.1	0.5	0.0	0.0
Machinery for sorting, grading, and cleaning fruits, vegetables, eggs, and for processing meat.....		333241-52	8.8	0.0	0.0	0.0	2.4	0.0
Parts and attachments for industrial food and feed products machinery.....		333241-53	11.9	0.0	0.0	0.0	0.0	0.0
Secondary products and miscellaneous receipts.....		333241-SM						
Miscellaneous receipts.....		333241-M	9.5	5.8	0.0	0.0	0.0	0.0
Secondary products.....		333241-S	5.0	0.0	0.0	0.0	0.0	0.0
Semiconductor machinery mfg.....	333242		6.6	5.6	0.0	0.0	-0.2	0.0
Primary products.....		333242-P	6.9	5.9	0.0	0.0	-0.2	0.0
Semiconductor machinery and parts.....		333242-0	6.9	5.9	0.0	0.0	-0.2	0.0
Secondary products and miscellaneous receipts.....		333242-SM						
Miscellaneous receipts.....		333242-M	0.7	0.0	0.2	0.1	0.0	0.0
Sawmill, woodworking and paper machinery mfg.....	333243		9.6	0.0	0.8	1.0	0.2	0.5
Primary products.....		333243-P	9.3	0.0	0.8	1.1	0.0	0.0
Sawmill and woodworking machinery.....		333243-A	10.3	0.0	0.0	0.8	0.4	0.0
Sawmill and woodworking machinery, excluding parts & attachments.....		333243-A3	11.5	0.0	0.0	1.0	0.5	0.0
Parts, attachments & accessories for sawmill & woodworking machinery.....		333243-A4	4.3	0.0	0.0	0.0	0.0	0.0
Paper industry machinery.....		333243-B	9.0	0.0	1.1	1.2	-0.1	0.0
Paper industry machinery, excluding parts & attachments.....		333243-B1	6.7	0.1	0.1	2.2	0.1	0.1
Parts and attachments for paper industry machinery.....		333243-B2	11.6	-0.1	2.1	0.1	-0.3	0.0
Secondary and miscellaneous receipts.....		333243-SM						
Miscellaneous receipts.....		333243-M	-	0.0	0.0	0.0	3.2	6.8
Printing machinery and equipment mfg.....	333244		4.9	0.1	0.2	0.3	0.4	0.0
Primary products.....		333244-P	5.0	0.1	0.2	0.4	0.4	0.0
All other miscellaneous printing trades machinery, including parts.....		333244-A	4.5	0.2	0.2	0.6	0.6	0.0
Other printing machinery and equipment, including pre-press preparation and typesetting.....		333244-A7	3.0	-0.3	0.4	0.1	1.0	0.1
Parts, attachments, and accessories for printing trades machinery.....		333244-A8	5.1	0.4	0.2	0.8	0.4	0.0
Secondary products and miscellaneous receipts.....		333244-SM						
Secondary products.....		333244-S	9.6	0.1	0.2	0.5	1.5	0.7
Other industrial machinery mfg.....	333249		12.9	0.0	-0.8	0.0	-0.5	0.3
Primary products.....		333249-P	13.8	0.0	-0.9	0.0	-0.6	0.3
Plastics-working machinery and equipment and parts, excluding patterns and molds.....		333249-1	7.1	0.0	0.4	1.5	-0.1	1.1
Parts for plastics-working machinery.....		333249-14	2.3	0.0	1.0	0.0	0.0	0.0
Plastics-working machinery and equipment, excluding patterns, molds, and parts sold separately.....		333249-19	8.1	0.0	0.3	1.8	-0.2	1.3
Textile machinery (except parts, attachments, and accessories).....		333249-5	7.1	0.0	0.0	0.0	0.0	0.0

See footnotes at end of table.

Table 12. Producer price index percentage changes for the net output of selected industries and their products, not seasonally adjusted — Continued
 [November 2022]

Title ¹	Industry code	Product code	Unadjusted 12-month percent change ²	Unadjusted 1-month percent change ²				
				Nov. 2021 to Nov. 2022 ^P	June to July	July to Aug. ^P	Aug. to Sept. ^P	Sept. to Oct. ^P
Other industrial machinery mfg - Continued								
Parts and attachments for textile machinery.....		333249-7	3.4	0.0	0.0	0.0	0.0	0.0
All other industrial machinery.....		333249-8	15.9	0.0	-1.2	-0.3	-0.7	0.2
Secondary products and miscellaneous receipts.....		333249-SM						
Miscellaneous receipts.....		333249-M	3.6	0.0	0.0	0.0	0.0	0.0
Commercial and service industry machinery.....	3333		9.8	1.1	0.3	0.0	0.5	0.2
Commercial and service industry machinery.....	33331		9.8	1.1	0.3	0.0	0.5	0.2
Optical instrument and lens mfg.....	333314		5.1	0.0	0.7	0.0	0.3	0.1
Primary products.....		333314-P	5.5	0.0	0.7	0.0	0.3	0.1
All other miscellaneous optical instruments and lenses (including binoculars and astronomical).....		333314-3	2.7	0.0	1.6	0.0	0.6	0.3
Secondary products and miscellaneous receipts.....		333314-SM						
Photographic and photocopying equipment mfg.....	333316		-	0.0	0.0	0.0	0.0	-
Primary products.....		333316-P	-	0.0	0.0	0.0	0.0	-
Motion picture & other photographic equipment, n.e.c.....		333316-4	-	0.0	0.0	0.0	0.0	-
Secondary products and miscellaneous receipts.....		333316-SM						
Other commercial and service industry machinery mfg.....	333318		11.5	1.5	0.3	0.0	0.6	0.3
Primary products.....		333318-P	11.3	1.4	0.3	0.0	0.6	0.3
Commercial cooking and food warming equipment.....		333318-A	20.9	3.5	0.0	0.0	1.7	0.1
Commercial non electric cooking and food warming equipment, excluding parts and accessories.....		333318-A1	20.3	3.4	0.0	0.0	1.7	0.0
Commercial electric cooking and food warming equipment, excluding parts and accessories.....		333318-A2	21.3	3.1	0.0	0.0	1.8	0.3
Parts and accessories for commercial cooking and food warming equipment.....		333318-A3	23.3	5.5	0.0	0.0	1.1	0.0
Electronic teaching machines, teaching aids, etc., including kits.....		333318-H	0.9	0.0	0.0	0.0	0.0	0.0
Miscellaneous machinery products.....		333318-J	9.9	1.2	0.6	0.1	-0.1	0.3
Other service industry equipment.....		333318-J4	10.0	1.3	0.7	0.1	-0.1	0.4
Commercial and industrial floor and carpet cleaning machines, excluding vacuum cleaners.....		333318-J5	8.3	0.4	0.0	0.0	0.0	0.0
Commercial laundry and drycleaning machinery.....		333318-5	16.3	0.0	1.3	0.0	2.1	2.2
Secondary products and miscellaneous receipts.....		333318-SM						
Miscellaneous receipts.....		333318-M	12.0	2.0	0.0	0.0	0.1	0.0
Secondary products.....		333318-S	13.8	2.3	0.5	0.1	0.4	0.1
HVAC and commercial refrigeration equipment.....	3334		16.8	1.2	-0.1	0.4	0.5	-0.2
HVAC and commercial refrigeration equipment.....	33341		16.8	1.2	-0.1	0.4	0.5	-0.2
Fan, blower, air purification equipment mfg.....	333413		10.2	0.8	0.4	-0.1	1.2	-0.1
Primary products.....		333413-P	10.6	0.8	0.4	-0.1	1.3	-0.1
Air purification equipment.....		333413-1	9.1	1.3	0.3	-0.2	0.3	-0.2
Dust collection and other air purification equipment for industrial gas cleaning systems.....		333413-11	7.1	0.8	0.0	0.0	0.0	0.0
Dust collection and other air purification equipment for cleaning incoming air.....		333413-13	11.0	1.9	0.6	-0.4	0.6	-0.3
Air filters for air-conditioners and furnaces, etc. of 2400 CFM or less, except parts.....		333413-131	12.7	1.8	1.0	-0.7	0.9	-0.1
Other dust collection and air purification equipment, except parts.....		333413-132	3.1	0.1	0.0	0.0	0.2	0.0
Parts for dust collection and air purification equipment.....		333413-133	13.6	3.3	0.0	0.0	0.0	-1.2
Industrial and commercial fans and blowers.....		333413-2	13.3	0.0	0.6	-0.1	2.9	0.0
Centrifugal blower filter units, and classes I-IV centrifugal fans, except parts.....		333413-22	14.2	0.1	0.8	0.0	0.6	0.0
Other centrifugal fans and blowers, except parts.....		333413-23	11.9	0.0	0.0	-0.2	6.2	0.0
Parts and accessories for fans and blowers.....		333413-29	4.9	0.0	0.3	0.0	-1.9	0.0
Secondary products and miscellaneous receipts.....		333413-SM						
Secondary products.....		333413-S	11.8	0.7	0.0	0.0	0.8	0.1
Heating equipment (except warm air furnaces) mfg.....	333414		17.4	1.1	0.7	0.3	0.3	2.7
Primary products.....		333414-P	18.6	1.2	0.7	0.3	0.3	3.0
Other heating equipment, except electric (incl. parts for nonelectric equipment & oil burners).....		333414-D	21.4	1.5	0.1	0.2	0.4	5.2
Cast iron heating boilers, radiators, and convectors (except parts).....		333414-1	27.1	1.0	2.4	0.0	0.0	0.0
Domestic heating stoves (except electric and parts).....		333414-3	9.3	0.9	0.0	0.0	0.0	0.0
Floor and wall furnaces, unit heaters, infrared heaters, and mechanical stokers.....		333414-7	14.6	1.1	1.8	0.0	0.8	3.5
Secondary products and miscellaneous receipts.....		333414-SM						
Secondary products.....		333414-S	21.0	0.0	1.7	1.8	0.1	2.7
Air-conditioning, refrigeration, and forced air heating equipment mfg.....	333415		18.0	1.3	-0.3	0.5	0.4	-0.6
Primary products.....		333415-P	18.3	1.2	-0.3	0.5	0.3	-0.6
Warm air furnaces, including duct furnaces and humidifiers, and electric comfort heating.....		333415-C	15.3	-1.2	0.6	0.1	0.5	3.2

See footnotes at end of table.

Table 12. Producer price index percentage changes for the net output of selected industries and their products, not seasonally adjusted — Continued
 [November 2022]

Title ¹	Industry code	Product code	Unadjusted 12-month percent change ²	Unadjusted 1-month percent change ²				
				Nov. 2021 to Nov. 2022 ^P	June to July	July to Aug. ^P	Aug. to Sept. ^P	Sept. to Oct. ^P
Air-conditioning, refrigeration, and forced air heating equipment mfg - Continued								
Parts and accessories for air conditioning and heat transfer equipment.....		333415-D	19.7	0.5	0.9	0.1	-0.3	-0.4
Unitary air-conditioners, except air source heat pumps.....		333415-E	14.3	4.3	-2.3	1.7	-2.1	-2.3
Heat pumps.....		333415-H	6.8	-5.3	0.2	-0.5	3.8	-2.2
Heat transfer equipment (except elec dehumidifiers), mechanically refrigerated, self-contained.....		333415-2	19.6	0.4	0.5	0.4	1.0	-0.8
Commercial refrigerators and related equipment.....		333415-3	29.6	3.4	0.0	0.0	1.7	0.0
Refrigeration condensing units, all refrigerants, except ammonia (complete).....		333415-5	17.4	2.2	0.2	0.2	-0.2	0.3
All other miscellaneous refrigeration and air-conditioning equipment.....		333415-9	19.9	0.0	0.0	0.0	0.0	0.0
Secondary products and miscellaneous receipts.....		333415-SM						
Secondary products.....		333415-S	-	0.0	0.0	-	-	-
Metalworking machinery manufacturing.....	3335		9.3	0.4	1.4	0.5	0.5	0.2
Metalworking machinery manufacturing.....	33351		9.3	0.4	1.4	0.5	0.5	0.2
Industrial mold mfg.....	333511		10.3	0.4	0.4	0.4	0.9	0.0
Primary products.....		333511-P	9.9	0.4	0.4	0.4	1.0	0.0
Industrial molds and mold boxes.....		333511-0	9.9	0.4	0.4	0.4	1.0	0.0
Industrial injection-type molds made of metal for plastics.....		333511-05	3.2	0.3	0.5	0.0	0.0	0.0
Other industrial molds and mold boxes.....		333511-06	13.6	0.5	0.3	0.6	1.6	0.0
Secondary products and miscellaneous receipts.....		333511-SM						
Secondary products.....		333511-S	21.4	0.4	0.6	0.0	0.0	0.0
Special tool, die, jig, and fixture mfg.....	333514		8.0	0.9	0.4	0.3	0.4	0.1
Primary products.....		333514-P	7.2	0.4	0.4	0.4	0.3	0.1
Special dies, tools, jigs, and fixtures.....		333514-0	7.2	0.4	0.4	0.4	0.3	0.1
Jigs and fixtures, including parts.....		333514-0A	6.6	0.0	0.3	0.9	0.7	0.4
Metalworking die and die sets.....		333514-0B	5.8	0.1	0.1	0.3	0.2	0.0
Standard punches, industrial prototypes, die parts & other special tooling for dies.....		333514-0C	10.1	1.3	0.8	0.0	0.0	0.0
Secondary products and miscellaneous receipts.....		333514-SM						
Miscellaneous receipts.....		333514-M	12.5	10.7	0.6	0.0	0.0	0.0
Secondary products.....		333514-S	17.7	0.0	0.2	0.0	3.2	0.4
Cutting tool and machine tool accessory mfg.....	333515		11.0	0.4	5.2	0.3	0.7	0.3
Primary products.....		333515-P	6.0	0.3	0.5	0.2	0.5	0.1
Cutting tools for machine tools and metalworking machinery.....		333515-4	5.2	0.2	0.5	0.0	0.5	0.1
Other cutting tools for machine tools, excluding tips and blanks.....		333515-41	4.5	-0.1	0.7	0.0	0.0	0.0
End mills and milling cutters.....		333515-44	5.0	0.5	0.0	0.0	1.0	0.5
Threading tools, including blanks, tips and inserts.....		333515-45	10.9	0.2	-0.2	0.0	0.0	0.2
Carbon and high-speed steel shank, solid, tipped carbide twist drills for machine tools.....		333515-48	4.8	1.7	0.7	0.0	0.0	0.0
Taps, carbide indexable, and throwaway inserts for machine tools.....		333515-49	6.8	0.0	0.4	0.0	3.7	0.0
Other attachments and accessories for machine tools and metalworking machinery.....		333515-5	10.7	1.1	0.7	1.5	0.9	0.0
Secondary products and miscellaneous receipts.....		333515-SM						
Secondary products.....		333515-S	8.3	1.4	0.0	2.5	0.0	3.1
Machine tool mfg.....	333517		5.8	0.0	0.9	0.0	0.3	0.4
Primary products.....		333517-P	4.8	0.0	0.5	0.0	0.3	0.4
Metal cutting machine tools.....		333517-2	4.5	0.0	0.3	0.0	0.4	0.5
Parts for metal cutting machine tools (sold separately) & rebuilt machine tools.....		333517-26	9.4	0.0	0.4	0.0	1.4	0.0
Metal machining centers (multifunction numerically controlled machines).....		333517-27	2.9	0.0	0.0	0.0	0.0	0.0
Other metal cutting machine tools.....		333517-2B	3.8	0.0	0.4	0.0	0.0	1.2
Metal forming machine tools.....		333517-3	5.7	0.0	1.3	0.0	0.0	0.0
Metal punching and shearing (power & manual), and bending and forming machines (power only).....		333517-31	0.0	0.0	0.0	0.0	0.0	0.0
Other metal forming machine tools, including forging and die-stamping machines (except presses).....		333517-35	-	0.0	1.0	-	-	-
Parts for metal forming machine tools (sold separately) and rebuilt metal forming machine tools.....		333517-37	3.8	0.0	1.4	0.0	0.0	0.0
Secondary products and miscellaneous receipts.....		333517-SM						
Miscellaneous receipts.....		333517-M	12.1	0.0	2.4	0.0	0.8	0.0
Secondary products.....		333517-S	8.7	0.0	3.3	0.0	0.0	0.4
Rolling mill and other metalworking machinery mfg.....	333519		16.6	0.0	0.1	2.1	0.2	0.0
Primary products.....		333519-P	18.8	0.0	0.2	2.4	0.3	0.0
Other metalworking machinery, excluding handheld & ultrasonic.....		333519-83	7.1	0.0	0.0	0.6	0.5	0.0
Secondary products and miscellaneous receipts.....		333519-SM						
Miscellaneous receipts.....		333519-M	2.7	0.0	-0.6	0.1	0.2	-0.2

See footnotes at end of table.

Table 12. Producer price index percentage changes for the net output of selected industries and their products, not seasonally adjusted — Continued
 [November 2022]

Title ¹	Industry code	Product code	Unadjusted 12-month percent change ²	Unadjusted 1-month percent change ²				
				Nov. 2021 to Nov. 2022 ^P	June to July	July to Aug. ^P	Aug. to Sept. ^P	Sept. to Oct. ^P
Rolling mill and other metalworking machinery mfg - Continued								
Turbine and power transmission equipment mfg.	3336		7.6	0.2	0.5	0.3	0.4	0.4
Turbine and power transmission equipment mfg.	33361		7.6	0.2	0.5	0.3	0.4	0.4
Turbine and turbine generator set units mfg.	333611		4.7	-0.1	-0.6	0.1	0.3	0.1
Primary products.		333611-P	5.5	0.0	-0.6	0.1	0.3	0.1
Turbines and turbine generator sets.		333611-0	5.5	0.0	-0.6	0.1	0.3	0.1
Steam, gas, and other turbines and turbine generators.		333611-05	0.6	0.1	-0.9	0.2	0.2	0.2
Parts & accessories for turbines, turbine generators, and turbine generator sets.		333611-07	–	1.6	0.0	0.0	0.6	0.0
Speed changer, drive, and gear mfg.	333612		14.8	0.3	1.3	1.1	-0.2	3.7
Primary products.		333612-P	15.4	0.3	1.3	1.1	-0.2	4.1
Gears, pinions, racks, and worms, sold separately.		333612-3	13.0	1.0	0.0	3.5	-0.5	0.0
Speed changers, industrial high speed drives, and parts other than loose gearing.		333612-7	16.6	0.0	1.9	0.0	0.0	6.1
Secondary products and miscellaneous receipts.		333612-SM						
Secondary products.		333612-S	11.1	-0.5	0.3	1.0	0.0	2.1
Mechanical power transmission equipment mfg.	333613		16.5	1.6	2.0	1.2	2.0	-0.3
Primary products.		333613-P	15.0	1.2	2.3	1.1	1.6	-0.3
Mechanical power transmission equipment, except speed changers, drives, & gears.		333613-3	15.2	1.7	1.4	1.5	2.1	-0.5
Secondary products and miscellaneous receipts.		333613-SM						
Other engine equipment mfg.	333618		6.6	0.1	0.8	0.1	0.3	0.0
Primary products.		333618-P	6.9	0.1	0.8	0.1	0.4	0.0
Parts & accessories for internal combustion engines, ex. aircraft & gasoline automotive engines.		333618-F	9.1	0.1	0.2	0.0	1.9	0.0
Diesel, semidiesel, and dual-fuel engines (except automotive).		333618-3	7.9	0.0	2.7	0.0	0.0	0.0
Diesel, semidiesel, and dual-fuel engines for automobiles, trucks, and buses.		333618-5	5.9	0.0	0.0	0.1	-0.1	0.0
Secondary products and miscellaneous receipts.		333618-SM						
Secondary products.		333618-S	8.3	0.3	1.4	0.0	0.1	0.0
Other general purpose machinery manufacturing.	3339		11.9	1.0	0.5	0.6	0.2	0.6
Pump and compressor manufacturing.	33391		16.3	1.7	0.4	1.0	0.6	0.7
Air and gas compressor mfg.	333912		20.7	1.9	0.7	1.2	0.9	1.5
Primary products.		333912-P	21.9	1.7	0.9	1.2	0.8	1.5
Air and gas compressors and vacuum pumps.		333912-1	21.3	1.8	1.0	1.6	0.7	1.6
Parts & attachments for air & gas compressors, ex. refrigeration, ice making, & a/c.		333912-6	38.9	2.4	0.4	0.0	1.7	0.3
Secondary products and miscellaneous receipts.		333912-SM						
Miscellaneous receipts.		333912-M	16.9	4.9	0.0	1.5	1.9	0.0
Measuring, dispensing, and other pumping equipment mfg.	333914		13.3	1.5	0.1	0.8	0.4	0.2
Primary products.		333914-P	12.6	1.5	0.0	0.8	0.4	0.2
Pumps and pumping equipment, excluding measuring and dispensing pumps.		333914-1	11.4	0.9	0.0	0.5	0.4	0.2
Pumps and pumping equipment, complete, excluding measuring and dispensing pumps.		333914-11	11.5	1.0	0.0	0.2	0.5	0.3
Domestic water systems.		333914-111	–	0.0	0.0	0.0	0.0	–
Oil-well and oil-field pumps, except boiler feed.		333914-113	10.0	0.0	0.0	0.0	0.2	0.0
Industrial pumps, excluding hydraulic fluid power pumps, automatic circulating pumps, etc.		333914-114	11.7	1.5	0.0	0.4	0.8	0.0
Other pumps, except automotive circulating pumps, and measuring and dispensing pumps.		333914-115	12.5	1.8	0.0	0.0	0.4	1.2
Parts and attachments for pumps and pumping equipment, excluding measuring and dispensing.		333914-15	10.5	0.3	0.1	1.9	0.0	0.0
Secondary products and miscellaneous receipts.		333914-SM						
Miscellaneous receipts.		333914-M	17.2	1.0	0.8	1.0	0.4	-0.1
Secondary products.		333914-S	26.7	2.0	-0.1	0.0	0.0	0.5
Material handling equipment manufacturing.	33392		11.6	0.6	0.4	0.2	0.3	1.2
Elevator and moving stairway mfg.	333921		15.3	0.8	0.1	0.6	0.7	-0.1
Primary products.		333921-P	15.2	0.0	0.1	0.7	0.8	-0.1
Elevators and moving stairways.		333921-1	17.7	0.0	0.0	0.9	0.6	0.0
Parts and attachments for elevators and moving stairways (sold separately).		333921-3	6.5	-0.1	0.3	0.0	1.5	-0.7
Secondary products and miscellaneous receipts.		333921-SM						
Conveyor and conveying equipment mfg.	333922		11.5	1.2	0.6	0.3	0.2	0.5
Primary products.		333922-P	10.4	1.1	0.5	0.2	0.1	0.4
Unit handling conveyors and conveying systems.		333922-1	5.8	0.4	0.0	0.3	0.0	0.0

See footnotes at end of table.

Table 12. Producer price index percentage changes for the net output of selected industries and their products, not seasonally adjusted — Continued
 [November 2022]

Title ¹	Industry code	Product code	Unadjusted 12-month percent change ²	Unadjusted 1-month percent change ²				
				Nov. 2021 to Nov. 2022 ^P	June to July	July to Aug. ^P	Aug. to Sept. ^P	Sept. to Oct. ^P
Conveyor and conveying equipment mfg - Continued								
Unit handling gravity and trolley conveyors and conveying systems.....		333922-12	1.5	0.9	0.0	0.0	-0.1	0.0
Unit handling tow, belt, roller, pneumatic, portable, carousel, and other nonbelt conveyors.....		333922-14	6.9	0.3	0.0	0.4	0.1	0.0
Parts and accessories for unit handling conveyors and conveying systems, sold separately.....		333922-7	3.1	0.1	0.0	0.0	0.2	-0.2
Bulk material handling conveyors and conveying systems.....		333922-8	17.4	2.4	1.3	0.1	0.1	1.0
Parts and accessories for bulk material handling conveyors and conveying systems.....		333922-9	11.8	0.7	0.2	0.0	0.0	0.0
Secondary products and miscellaneous receipts.....		333922-SM						
Miscellaneous receipts.....		333922-M	20.5	0.8	0.9	1.1	1.6	1.8
Secondary products.....		333922-S	11.1	3.4	0.0	0.0	0.0	0.2
Overhead cranes, hoists and monorail systems mfg.....	333923		11.9	0.3	0.8	0.2	0.2	0.3
Primary products.....		333923-P	11.9	0.4	0.8	0.0	0.1	0.1
Hoists and parts and attachments for hoists (sold separately).....		333923-1	14.3	1.8	3.0	0.0	0.0	1.7
Overhead traveling cranes and monorail systems, including parts and attachments sold separately.....		333923-3	15.1	2.0	2.7	0.1	0.0	-0.3
Winches, aerial work platforms, and automotive wrecker hoists, including parts and attachments.....		333923-7	11.1	0.0	0.3	0.0	0.1	0.0
Secondary products and miscellaneous receipts.....		333923-SM						
Secondary products.....		333923-S	4.3	-1.0	1.2	0.0	-0.2	0.0
Industrial truck, trailer, and stacker mfg.....	333924		10.7	0.4	0.0	0.1	0.4	2.6
Primary products.....		333924-P	11.3	0.4	0.0	0.1	0.4	2.7
Industrial trucks, tractors, mobile straddle carriers & cranes, & automatic stacking machines.....		333924-2	12.2	0.5	0.0	0.0	0.5	3.2
Work trucks with lifting & handling equipment, operator riding, electric, self-propelled.....		333924-21	16.1	0.1	0.0	0.0	0.1	6.7
Work trucks, not fitted with lifting and handling equipment.....		333924-25	12.2	0.6	0.0	0.0	0.3	0.1
Bulk powered material moving equipment, dock boards and metal pallets and skids.....		333924-26	5.5	0.4	0.0	0.0	0.0	0.0
Other work trucks with lifting & handling equipment, non-riding electric or any non-electric.....		333924-27	9.7	0.9	0.0	0.0	1.1	2.1
Parts and attachments for industrial trucks and tractors (sold separately).....		333924-3	6.5	0.0	0.0	0.4	0.0	0.0
Secondary products and miscellaneous receipts.....		333924-SM						
Secondary products.....		333924-S	-6.1	0.3	0.0	0.0	0.3	0.8
All other general purpose machinery mfg.....	33399		9.4	0.9	0.7	0.7	0.0	0.2
Power-driven handtool mfg.....	333991		5.8	0.0	0.0	0.0	0.0	0.0
Primary products.....		333991-P	6.1	0.0	0.0	0.0	0.0	0.0
Power-driven handtools, pneumatic, hydraulic, and powder-actuated.....		333991-6	6.3	0.0	0.0	0.0	0.0	0.0
Power-driven handtools, electric (except battery powered), including parts.....		333991-9	5.9	0.0	0.0	0.0	0.0	0.0
Secondary products and miscellaneous receipts.....		333991-SM						
Miscellaneous receipts.....		333991-M	3.8	0.0	0.0	0.0	0.0	0.0
Welding and soldering equipment mfg.....	333992		10.1	0.4	0.6	0.1	-0.8	0.2
Primary products.....		333992-P	10.0	0.4	0.7	0.0	-0.9	0.2
Other welding equipment, components, and accessories (excluding arc, resistance, and gas).....		333992-A	10.0	2.8	0.0	0.0	0.0	0.0
Arc welding machines, components, and accessories, excluding electrodes and stud welding equip.....		333992-1	16.2	0.0	1.6	0.0	0.0	0.0
Resistance welders, components, accessories, and electrodes.....		333992-7	12.5	0.0	0.0	0.0	0.0	0.0
Gas welding and cutting equipment, parts, attachments, and accessories.....		333992-9	8.2	0.0	0.0	0.0	0.0	0.0
Secondary products and miscellaneous receipts.....		333992-SM						
Miscellaneous receipts.....		333992-M	10.3	0.0	0.0	1.4	0.0	0.0
Packaging machinery mfg.....	333993		14.0	0.6	2.0	2.6	0.4	0.0
Primary products.....		333993-P	13.2	0.7	2.2	2.2	0.4	0.0
Packing, packaging, and bottling machinery, excluding parts.....		333993-1	10.4	0.4	1.9	1.8	0.6	0.0
Parts for packing, packaging, and bottling machinery.....		333993-5	19.1	1.1	2.8	3.1	0.0	0.0
Secondary products and miscellaneous receipts.....		333993-SM						
Miscellaneous receipts.....		333993-M	17.5	0.1	1.0	4.2	0.0	0.1
Industrial process furnace and oven mfg.....	333994		10.5	0.2	0.3	0.0	0.0	0.4
Primary products.....		333994-P	11.1	0.3	0.3	0.0	0.0	0.3
Industrial process furnaces & ovens, & industrial electrical heating equipment.....		333994-0	11.1	0.3	0.3	0.0	0.0	0.3
Industrial process furnaces & ovens, & industrial electrical heating equipment, except parts.....		333994-0A	10.1	0.0	0.4	0.0	0.0	0.5
Parts and attachments for industrial process furnaces and ovens.....		333994-0B	14.0	1.1	0.0	0.0	0.0	0.0
Secondary products and miscellaneous receipts.....		333994-SM						
Miscellaneous receipts.....		333994-M	7.0	0.0	0.0	0.0	0.0	0.4

See footnotes at end of table.

Table 12. Producer price index percentage changes for the net output of selected industries and their products, not seasonally adjusted — Continued
 [November 2022]

Title ¹	Industry code	Product code	Unadjusted 12-month percent change ²	Unadjusted 1-month percent change ²				
				Nov. 2021 to Nov. 2022 ^P	June to July	July to Aug. ^P	Aug. to Sept. ^P	Sept. to Oct. ^P
Industrial process furnace and oven mfg - Continued								
Fluid power cylinder and actuator mfg.	333995		13.6	1.9	1.2	0.6	0.3	0.9
Primary products.		333995-P	14.5	2.2	1.3	0.8	0.4	0.9
Nonaerospace-type hydraulic & all aerospace fluid power cylinders & actuators, linear & rotary.		333995-2	14.5	1.8	1.3	0.5	0.0	1.2
Nonaerospace-type pneumatic fluid power cylinders & actuators, linear & rotary. ...		333995-3	—	0.0	0.0	0.4	0.0	—
Parts for hydraulic & pneumatic fluid power cylinders & actuators, incl accumulators & cushions.		333995-8	22.3	5.6	2.5	2.5	2.3	0.0
Secondary products and miscellaneous receipts.		333995-SM						
Fluid power pump and motor mfg.	333996		7.1	1.0	0.0	0.0	-0.1	0.0
Primary products.		333996-P	7.4	1.1	0.0	0.0	0.0	0.0
Nonaerospace-type reciprocating fluid power pumps.		333996-1	9.8	1.7	0.0	0.0	0.0	0.0
Nonaerospace-type fluid power motors.		333996-5	10.0	1.3	0.0	0.0	0.0	0.0
Parts for fluid power pumps, motors, and hydrostatic transmissions.		333996-9	9.6	1.1	0.0	0.0	0.0	0.0
Secondary products and miscellaneous receipts.		333996-SM						
Miscellaneous receipts.		333996-M	9.3	1.0	0.0	0.0	1.7	0.0
Scale and balance mfg.	333997		9.3	0.6	0.4	0.9	0.2	1.5
Primary products.		333997-P	9.5	0.7	0.4	1.0	0.2	1.5
Retail, commercial, household, and mailing scales and balances.		333997-4	1.3	0.3	0.0	0.0	0.0	0.1
Parts, attachments, and accessories for scales and balances.		333997-6	11.2	0.9	0.6	0.4	0.3	0.9
Vehicle and industrial scales.		333997-7	11.2	0.6	0.4	1.7	0.3	2.3
Motor truck and railroad track scales.		333997-71	8.2	0.2	0.0	0.8	0.0	2.0
Industrial scales (including automatic checkweighter and bulkweighter scales). ...		333997-72	14.7	1.5	1.0	0.8	0.8	2.8
Miscellaneous non-vehicle scales (crane, susp, tank, hopper, meas. devices, lab, bulk conveyor).		333997-73	—	0.0	0.0	—	—	—
Secondary products and miscellaneous receipts.		333997-SM						
Miscellaneous receipts.		333997-M	6.8	0.0	0.0	0.0	0.0	1.7
All other miscellaneous general purpose machinery mfg.	333999		6.7	1.1	0.3	0.7	-0.1	-0.1
Primary products.		333999-P	6.7	0.8	0.4	0.7	-0.1	-0.2
Filters and strainers, except fluid power.		333999-1	6.3	1.1	-0.1	1.4	-0.2	-0.6
Industrial filters and strainers and reusable media, except fluid power.		333999-11	6.1	1.3	-0.2	1.6	-0.3	-0.6
Nonreusable media for filters and strainers, except fluid power.		333999-12	6.8	0.0	0.0	0.0	0.0	0.0
Parts and accessories for filters and strainers, except fluid power.		333999-13	8.5	0.8	2.2	2.0	1.6	-1.0
All other miscellaneous general industrial machinery.		333999-7	7.2	0.8	0.7	0.4	0.0	0.0
Secondary products and miscellaneous receipts.		333999-SM						
Miscellaneous receipts.		333999-M	7.4	3.4	0.0	1.3	0.0	0.0
Secondary products.		333999-S	5.6	0.2	0.0	0.0	0.1	0.0
Computer & electronic product mfg.	334		5.5	0.3	0.0	0.2	0.3	0.5
Computer & peripheral equipment mfg.	3341		3.8	-1.0	0.4	-0.4	-0.2	0.4
Computer & peripheral equipment mfg.	33411		3.8	-1.0	0.4	-0.4	-0.2	0.4
Electronic computer manufacturing.	334111		2.6	1.7	-0.5	-1.5	-0.9	-2.5
Primary products.		334111-P	2.3	1.8	-0.7	-1.9	-1.2	-3.5
Host computers, multiusers (mainframes, medium-scale systems, UNIX and PC servers).		334111-5	3.6	2.1	-0.6	-2.8	-1.6	-4.2
Single user computers, microprocessor based, general purpose.		334111-7	-1.2	0.9	-0.8	0.5	-0.2	-1.6
Portable computers, laptops, tablets and other single user computers.		334111-72	-5.3	-2.2	1.8	0.0	-1.3	-0.7
Personal computers and workstations (excluding portable computers).		334111-73	-0.6	1.3	-1.1	0.6	-0.1	-1.7
Secondary products and miscellaneous receipts.		334111-SM						
Computer storage device mfg.	334112		8.3	0.0	1.8	0.0	0.0	3.8
Primary products.		334112-P	6.7	0.0	0.0	0.0	0.0	4.0
Computer storage devices (except parts, attachments and accessories).		334112-1	8.3	0.0	0.0	0.0	0.0	5.0
Secondary products and miscellaneous receipts.		334112-SM						
Computer terminal and other computer peripheral equipment mfg.	334118		0.8	-4.0	-0.1	0.1	0.1	-0.2
Primary products.		334118-P	5.5	0.0	-0.1	0.1	0.1	-0.2
Other computer peripheral equipment and point of sale terminals.		334118-B	5.5	0.0	-0.1	0.1	0.1	-0.2
POS terminals, fund-transfer devices, and all other miscellaneous computer peripheral equipment.		334118-B1	2.5	0.0	-0.1	0.1	0.1	-0.3
Secondary products and miscellaneous receipts.		334118-SM						
Communications equipment mfg.	3342		6.4	0.9	0.1	0.2	0.2	2.2
Telephone apparatus mfg.	33421		6.5	2.2	0.3	0.3	0.1	1.7
Telephone apparatus mfg.	334210		6.5	2.2	0.3	0.3	0.1	1.7
Primary products.		334210-P	7.8	2.7	0.3	0.0	0.0	2.2

See footnotes at end of table.

Table 12. Producer price index percentage changes for the net output of selected industries and their products, not seasonally adjusted — Continued
 [November 2022]

Title ¹	Industry code	Product code	Unadjusted 12-month percent change ²	Unadjusted 1-month percent change ²				
				Nov. 2021 to Nov. 2022 ^P	June to July	July to Aug. ^P	Aug. to Sept. ^P	Sept. to Oct. ^P
Telephone apparatus mfg - Continued								
Wireline voice and data network equipment.....		334210-7	14.2	4.8	0.6	0.0	0.0	2.6
Secondary products and miscellaneous receipts.....		334210-SM						
Radio/TV broadcast & wireless comm equip mfg.....	33422		4.4	0.6	0.1	0.0	0.1	1.3
Broadcast and wireless communications equipment mfg.....								
Primary products.....	334220		4.3	0.6	0.1	0.1	0.1	1.3
Broadcast, studio, and related electronic equipment.....		334220-P	3.7	0.7	0.1	0.0	0.1	0.4
Radio station equipment.....		334220-2	1.1	-0.3	0.1	0.4	-0.3	-0.7
Other broadcast and wireless communications systems and equipment.....		334220-5	—	—	0.0	0.0	0.0	0.0
Secondary products and miscellaneous receipts.....		334220-9	4.8	0.0	0.3	0.0	0.3	1.0
		334220-SM						
Other communications equipment mfg.....	33429		16.0	0.5	0.0	0.9	0.9	7.4
Other communications equipment mfg.....								
Primary products.....	334290		16.0	0.5	0.0	0.9	0.9	7.4
Alarm systems, including electric sirens and horns.....		334290-P	16.8	0.5	0.0	0.9	0.7	8.2
Intercommunications systems, incl inductive paging systems, excl telephone & telegraph.....		334290-1	—	0.8	0.0	1.9	0.0	—
Secondary products and miscellaneous receipts.....		334290-3	6.1	1.0	0.2	0.0	0.0	0.0
Secondary products.....		334290-SM						
		334290-S	—	0.3	0.3	0.5	0.7	—
Audio & video equipment mfg.....	3343		5.9	0.2	0.0	1.2	0.2	0.0
Audio and video equipment mfg.....								
Primary products.....	33431		5.9	0.2	0.0	1.2	0.2	0.0
Speakers and commercial sound equipment.....		334310-P	5.9	0.2	0.0	1.2	0.2	0.0
Other consumer audio and video equipment.....		334310-4	6.9	0.2	0.0	1.4	0.2	0.0
Secondary products and miscellaneous receipts.....		334310-5	7.4	0.0	0.0	0.0	0.3	0.0
Miscellaneous receipts.....		334310-M	6.2	0.5	0.0	3.8	0.0	0.0
		334310-SM						
Semiconductor and other electronic component mfg.....	3344		1.5	0.0	0.0	0.0	0.0	0.1
Semiconductor and other electronic component mfg.....								
Bare printed circuit board mfg.....	33441		3.9	-0.2	-0.3	0.3	0.7	0.3
Primary products.....	334412		3.9	-0.2	-0.3	0.3	0.7	0.3
Bare printed circuit boards.....		334412-P	7.3	3.4	0.0	0.4	0.6	0.0
Secondary products and miscellaneous receipts.....		334412-0	7.6	3.6	0.0	0.4	0.7	0.0
		334412-SM1	7.6	3.6	0.0	0.4	0.7	0.0
Semiconductors and related device mfg.....								
Primary products.....	334413		5.6	-0.1	-0.4	0.7	1.7	0.2
Other semiconductor devices, including parts such as chips, wafers, and heat sinks.....		334413-P	5.2	-0.1	-0.4	0.7	1.8	0.2
Integrated microcircuits, incl semiconductor networks, microprocessors, & MOS memories.....		334413-A	3.8	1.3	-0.6	1.2	0.3	0.0
Secondary products and miscellaneous receipts.....		334413-1	5.8	-0.7	-0.3	0.5	2.3	0.2
		334413-SM						
Electronic connector mfg.....								
Primary products.....	334417		13.6	0.2	0.3	0.2	2.9	-0.1
Electronic connectors, including parts.....		334417-P	13.8	0.1	0.3	0.1	2.9	0.0
Secondary products and miscellaneous receipts.....		334417-0	13.8	0.1	0.3	0.1	2.9	0.0
Secondary products.....		334417-SM						
		334417-S1	8.0	2.1	1.0	2.0	0.9	-1.6
Printed circuit assembly mfg.....								
Primary products.....	334418		-6.2	-2.6	-1.1	-0.3	-2.0	0.2
Printed circuit assemblies, loaded boards, modules, and consumer external modems.....		334418-P	-3.9	-2.0	-1.2	0.1	-1.7	0.2
Secondary products and miscellaneous receipts.....		334418-9	-3.9	-2.0	-1.2	0.1	-1.7	0.2
		334418-SM						
Other electronic component mfg.....								
Primary products.....	334419		5.3	0.9	0.0	0.0	0.0	0.9
Other electronic components.....		334419-P	5.6	1.0	0.1	0.0	0.0	0.8
Secondary products and miscellaneous receipts.....		334419-0	5.6	1.0	0.1	0.0	0.0	0.8
Secondary products.....		334419-SM						
		334419-S	3.9	-0.2	-0.1	0.0	-0.2	3.8
Capacitor, resistor, coil, transformer, and other inductor mfg.....								
Primary products.....	33441K		6.6	0.8	0.8	0.6	0.7	1.5
Capacitors for electronic circuitry.....		33441K-P	6.6	0.9	0.9	0.4	0.8	1.6
Electronic coils, transformers, and other inductors.....		33441K-4	—	0.5	0.7	0.0	0.0	3.2
Secondary products and miscellaneous receipts.....		33441K-6	7.8	1.2	1.1	0.7	1.5	0.3
		33441K-SM						
Nav/measuring/medical/control instruments mfg.....	3345		6.1	0.5	0.1	0.2	0.3	0.2

See footnotes at end of table.

Table 12. Producer price index percentage changes for the net output of selected industries and their products, not seasonally adjusted — Continued
 [November 2022]

Title ¹	Industry code	Product code	Unadjusted 12-month percent change ²	Unadjusted 1-month percent change ²				
			Nov. 2021 to Nov. 2022 ^P	June to July	July to Aug. ^P	Aug. to Sept. ^P	Sept. to Oct. ^P	Oct. to Nov. ^P
Nav/measuring/medical/control instruments mfg - Continued								
Nav/measuring/medical/control instruments mfg.	33451		6.1	0.5	0.1	0.2	0.3	0.2
Electromedical apparatus mfg.	334510		3.1	1.1	0.0	0.0	0.0	0.1
Primary products.		334510-P	3.3	1.2	0.0	0.0	0.0	0.1
Electromedical equipment, excluding ionizing radiation equipment.		334510-2	3.3	1.2	0.0	0.0	0.0	0.1
Secondary products and miscellaneous receipts.		334510-SM						
Miscellaneous receipts.		334510-M	0.9	0.0	0.0	0.0	0.0	0.0
Search, detection, and navigation instruments.	334511		3.6	0.0	0.1	0.3	0.0	0.0
Primary products.		334511-P	3.1	0.0	0.0	0.0	0.0	0.0
Aeronautical, nautical & navigational instruments, not sending or receiving radio signals.		334511-1	10.1	0.0	0.0	0.5	0.0	0.0
Search, detection, navigation, and guidance systems and equipment.		334511-3	2.5	0.0	0.0	0.0	0.0	0.0
Secondary products and miscellaneous receipts.		334511-SM						
Secondary products.		334511-S	—	0.0	0.0	0.4	—	—
Automatic environmental control mfg.	334512		8.2	-0.1	0.0	0.4	1.0	0.4
Primary products.		334512-P	5.3	-0.1	0.0	0.5	0.8	0.5
Automatic environmental controls for monitoring residential, commercial, and appliance use.		334512-0	5.3	-0.1	0.0	0.5	0.8	0.5
Secondary products and miscellaneous receipts.		334512-SM						
Miscellaneous receipts.		334512-M	9.8	0.0	0.0	0.0	2.3	0.0
Industrial process variable instruments.	334513		12.8	1.2	0.2	0.0	0.6	1.4
Primary products.		334513-P	12.8	1.4	0.0	0.0	0.5	1.6
Process control instruments.		334513-0	12.8	1.4	0.0	0.0	0.5	1.6
Secondary products and miscellaneous receipts.		334513-SM						
Miscellaneous receipts.		334513-M	15.2	0.0	3.4	-1.1	3.5	0.0
Secondary products.		334513-S	—	0.3	0.2	0.0	0.0	—
Totalizing fluid meters and counting devices.	334514		12.1	1.2	0.0	0.3	0.0	0.0
Primary products.		334514-P	12.5	1.2	0.0	0.3	0.0	0.0
Integrating and totalizing meters for gas and liquids.		334514-1	—	2.6	—	—	—	—
Counting devices, excluding motor vehicle instruments.		334514-3	1.7	0.0	0.0	0.0	0.0	0.0
Motor vehicle instruments.		334514-7	5.6	0.0	0.0	1.0	0.0	0.0
Secondary products and miscellaneous receipts.		334514-SM						
Electricity and signal testing instruments mfg.	334515		3.8	0.7	0.3	0.1	0.0	0.0
Primary products.		334515-P	4.0	0.6	0.3	0.1	0.0	0.0
Test equipment for testing electrical, radio, and communication circuits, and motors.		334515-4	3.1	0.9	0.5	0.2	0.1	0.0
Secondary products and miscellaneous receipts.		334515-SM						
Analytical laboratory instrument mfg.	334516		7.3	-0.1	0.1	0.4	0.2	0.2
Primary products.		334516-P	7.1	-0.1	0.1	0.1	0.2	0.2
Analytical and scientific instruments, excluding optical.		334516-0	7.1	-0.1	0.1	0.1	0.2	0.2
Secondary products and miscellaneous receipts.		334516-SM						
Miscellaneous receipts.		334516-M1	9.8	0.0	0.0	2.4	0.0	0.0
Secondary products.		334516-S	—	0.5	0.0	-0.1	—	—
Irradiation apparatus mfg.	334517		6.8	1.3	0.0	0.0	0.0	0.0
Primary products.		334517-P	8.1	1.6	0.0	0.0	0.0	0.0
Irradiation (ionizing radiation) equipment.		334517-0	8.1	1.6	0.0	0.0	0.0	0.0
Secondary products and miscellaneous receipts.		334517-SM						
Other measuring and controlling device mfg.	334519		12.9	0.6	0.5	0.6	2.4	1.0
Primary products.		334519-P	13.3	0.7	0.6	0.7	2.7	1.1
Physical properties testing & inspection equipment and kinematic testing & measuring equipment.		334519-4	19.9	0.7	0.0	0.6	7.1	1.3
Nuclear radiation detection and monitoring instruments.		334519-5	17.2	0.0	1.8	0.0	0.0	4.5
Commercial, geophysical, meteorological, and general-purpose instruments and equipment.		334519-7	8.3	1.3	0.7	0.1	0.7	0.0
Watches, clocks, and parts.		334519-8	—	0.0	3.2	—	—	—
Secondary products and miscellaneous receipts.		334519-SM						
Miscellaneous receipts.		334519-M	6.1	0.0	0.3	0.0	0.0	0.0
Manufacturing and reproducing magnetic and optical media.	3346		18.9	0.8	0.8	2.3	0.0	0.0
Manufacturing and reproducing magnetic and optical media.	33461		18.9	0.8	0.8	2.3	0.0	0.0
Manufacturing and reproducing magnetic and optical media.	334610		18.9	0.8	0.8	2.3	0.0	0.0
Primary products.		334610-P	19.4	0.8	0.8	2.4	0.0	0.1
Secondary products and miscellaneous receipts.		334610-SM						

See footnotes at end of table.

Table 12. Producer price index percentage changes for the net output of selected industries and their products, not seasonally adjusted — Continued
 [November 2022]

Title ¹	Industry code	Product code	Unadjusted 12-month percent change ²	Unadjusted 1-month percent change ²				
				Nov. 2021 to Nov. 2022 ^P	June to July	July to Aug. ^P	Aug. to Sept. ^P	Sept. to Oct. ^P
Manufacturing and reproducing magnetic and optical media - Continued								
Electrical equipment and appliance mfg.	335		11.8	0.3	1.1	0.2	0.0	0.4
Electric lighting equipment mfg.	3351		7.1	0.4	0.2	0.6	0.0	0.0
Electric lamp bulb & part mfg.	33511		7.2	0.0	0.0	0.0	0.0	0.2
Electric lamp bulb and part mfg.	335110		7.2	0.0	0.0	0.0	0.0	0.2
Primary products.		335110-P	7.3	0.0	0.0	0.0	0.0	0.0
Electric lamp bulb, tubes, and components.		335110-0	7.3	0.0	0.0	0.0	0.0	0.0
Secondary products and miscellaneous receipts.		335110-SM						
Miscellaneous receipts.		335110-M	6.2	0.0	0.0	0.0	0.0	0.8
Lighting fixture mfg.	33512		7.1	0.4	0.2	0.7	0.0	0.0
Residential electric lighting fixture mfg.	335121		6.6	1.4	-0.1	0.1	0.0	0.0
Primary products.		335121-P	7.2	1.3	-0.2	0.1	0.0	0.0
Residential-type electric lighting fixtures (except portable), including parts and accessories.		335121-1	5.6	0.8	-0.3	0.2	0.0	0.0
Residential-type portable lighting fixtures, including parts and accessories.		335121-4	-	1.9	0.0	0.0	0.0	-
Secondary products and miscellaneous receipts.		335121-SM						
Secondary products.		335121-S	7.6	3.5	0.0	0.0	0.0	0.0
Nonresidential electric lighting fixture mfg.	335122		6.6	0.5	0.0	1.4	0.0	0.0
Primary products.		335122-P	6.7	0.4	0.0	1.6	0.0	0.0
Commercial and institutional-type electric lighting fixtures, including parts and accessories.		335122-1	5.5	0.5	0.0	0.2	0.0	0.0
Industrial-type electric lighting fixtures, including parts and accessories.		335122-5	11.1	0.0	0.0	6.6	0.0	0.0
Secondary products and miscellaneous receipts.		335122-SM						
Secondary products.		335122-S	6.1	0.0	0.0	0.5	0.0	0.0
Other lighting equipment mfg.	335129		8.0	0.0	0.6	0.0	0.0	0.0
Primary products.		335129-P	8.2	0.0	0.6	0.0	0.0	0.0
Outdoor lighting equipment (including parts and accessories).		335129-1	9.6	0.0	1.0	0.0	0.0	0.0
Secondary products and miscellaneous receipts.		335129-SM						
Secondary products.		335129-S	7.7	0.2	1.0	0.0	0.0	0.0
Household appliance mfg.	3352		8.0	0.0	0.3	-0.1	-0.2	-1.0
Small electrical appliance mfg.	33521		8.4	1.2	0.0	-0.4	0.0	0.1
Small electrical appliance mfg.	335210		8.4	1.2	0.0	-0.4	0.0	0.1
Primary products.		335210-P	8.9	1.4	0.0	-0.5	0.0	0.1
Parts and attachments for small electric household appliances, including fan parts.		335210-5	3.4	0.0	0.0	0.0	0.0	0.0
Household vacuum cleaners and other floor care machines (including parts and attachments).		335210-6	9.1	4.8	0.0	-0.4	0.0	0.0
Other small electric household appliances, including fans.		335210-7	9.1	-	-	-0.6	0.0	0.1
Secondary products and miscellaneous receipts.		335210-SM						
Secondary products.		335210-S	10.8	3.3	0.0	0.0	0.0	3.3
Major household appliance mfg.	33522		7.9	-0.2	0.3	0.0	-0.2	-1.3
Major household appliance mfg.	335220		7.9	-0.2	0.3	0.0	-0.2	-1.3
Primary products.		335220-P	7.7	-0.2	0.3	0.0	-0.3	-1.3
Household cooking appliances.		335220-1	13.4	-0.3	0.3	-0.1	-0.9	-0.6
Electric household ranges, ovens (including microwave), surface cooking units, and equipment.		335220-11	15.2	-1.4	0.4	-0.7	-0.3	-0.3
Gas household ranges, ovens, surface cooking units, and equipment (incl. parts and accessories).		335220-13	7.4	1.4	-0.1	-1.0	0.8	-3.7
Other household ranges and cooking equipment, including outdoor equipment.		335220-15	16.2	1.1	0.2	3.6	-5.3	3.3
Household refrigerators and home freezers.		335220-2	9.4	1.0	0.8	0.2	0.0	-1.0
Household refrigerators, including combination refrigerator-freezers.		335220-21	11.2	1.1	0.8	0.2	-0.1	-0.9
Other major household appliances.		335220-8	4.0	-0.7	0.2	0.4	-0.2	-2.2
Household water heaters, electric, for permanent installation.		335220-81	4.3	0.0	0.0	0.0	0.0	0.0
Household water heaters, excluding electric.		335220-83	2.9	0.0	0.0	0.0	0.0	0.0
Secondary products and miscellaneous receipts.		335220-SM						
Miscellaneous receipts.		335220-M	14.8	0.0	2.0	1.0	0.3	0.0
Electrical equipment mfg.	3353		17.4	1.0	1.1	0.6	-0.3	0.9
Electrical equipment mfg.	33531		17.4	1.0	1.1	0.6	-0.3	0.9
Electric power and specialty transformer mfg.	335311		22.0	1.7	0.4	0.1	-2.5	2.2
Primary products.		335311-P	20.8	1.9	0.1	0.1	-2.7	2.4
Power and distribution transformers, except parts.		335311-1	25.6	2.4	0.2	0.0	-3.3	2.1
Secondary products and miscellaneous receipts.		335311-SM						

See footnotes at end of table.

Table 12. Producer price index percentage changes for the net output of selected industries and their products, not seasonally adjusted — Continued
 [November 2022]

Title ¹	Industry code	Product code	Unadjusted 12-month percent change ²	Unadjusted 1-month percent change ²				
				Nov. 2021 to Nov. 2022 ^P	June to July	July to Aug. ^P	Aug. to Sept. ^P	Sept. to Oct. ^P
Electric power and specialty transformer mfg - Continued								
Motor and generator mfg.	335312		14.6	1.1	0.5	1.9	0.1	0.0
Primary products.		335312-P	13.8	1.0	0.4	2.3	0.1	0.0
Parts, supplies for motors, generators, generator sets, and other rotating equipment.		335312-C	16.5	5.3	0.0	4.0	1.2	0.0
Other motors and generators n.e.c.		335312-F	12.3	0.7	1.0	2.1	0.0	0.0
Fractional horsepower motors (rated at less than 746 watts) (except hermetics). ...		335312-1	4.9	0.8	0.0	0.7	0.0	0.0
Integral horsepower motors & generators other than for land transport equipment (exc hermetics).		335312-3	20.6	0.0	0.0	2.8	0.0	0.0
Secondary products and miscellaneous receipts.		335312-SM						
Miscellaneous receipts.		335312-M	39.1	7.0	0.0	0.1	0.0	0.0
Secondary products.		335312-S	8.6	0.0	2.0	0.0	0.3	0.6
Switchgear and switchboard apparatus mfg.	335313		20.5	1.4	3.0	0.3	0.3	1.0
Primary products.		335313-P	23.2	1.6	3.2	0.3	0.3	1.1
Switchgear, excluding ducts and relays.		335313-A	28.7	0.3	4.6	0.7	0.5	2.0
Low voltage panelboards and distribution boards, 1000 volts or less.		335313-3	23.1	5.6	3.2	0.0	0.0	0.0
Secondary products and miscellaneous receipts.		335313-SM						
Relay and industrial control mfg.	335314		13.7	0.0	0.2	0.0	0.0	0.7
Primary products.		335314-P	14.7	0.0	0.1	0.0	0.0	0.0
Specific-purpose industrial controls.		335314-C	10.3	0.0	0.2	0.0	0.0	0.2
General-purpose industrial controls.		335314-F	20.7	0.0	0.0	0.0	0.0	0.0
Relays for electronic circuitry, industrial control overload and switchgear type.		335314-1	1.8	0.0	0.0	0.0	0.0	0.0
Parts for industrial controls and motor-control accessories.		335314-7	8.5	0.0	0.2	0.0	0.0	0.0
Secondary products and miscellaneous receipts.		335314-SM						
Miscellaneous receipts.		335314-M	8.5	0.0	0.8	0.0	0.0	4.1
Other electrical equipment & component mfg.	3359		10.3	-0.1	1.4	-0.1	0.2	0.7
Battery mfg.	33591		10.9	2.5	-0.1	-0.2	0.3	0.9
Storage battery mfg.	335911		10.1	0.7	0.1	0.0	0.1	0.3
Primary products.		335911-P	10.2	0.8	0.0	0.0	0.1	0.3
Storage batteries, lead acid type, BCI dimensional size group 8D or smaller.		335911-1	11.2	1.1	0.0	0.0	0.1	0.0
Storage batteries, lead acid type, larger than BCI dimensional size group 8D.		335911-4	9.8	0.0	0.0	0.0	0.0	0.0
Secondary products and miscellaneous receipts.		335911-SM						
Secondary products.		335911-S	24.1	0.8	3.8	0.0	0.0	4.6
Primary battery mfg.	335912		12.1	5.5	-0.4	-0.5	0.6	2.0
Primary products.		335912-P	12.1	5.5	-0.4	-0.5	0.6	2.0
Primary batteries.		335912-0	12.1	5.5	-0.4	-0.5	0.6	2.0
Communication & energy wire & cable mfg.	33592		7.5	-1.9	2.2	-0.7	0.3	0.6
Fiber optic cable mfg.	335921		17.1	0.0	7.9	0.2	0.0	0.0
Primary products.		335921-P	18.2	0.0	8.4	0.3	0.0	0.0
Fiber optic cable, made from purchased fiber optic strand.		335921-0	18.2	0.0	8.4	0.3	0.0	0.0
Secondary products and miscellaneous receipts.		335921-SM						
Other communication and energy wire mfg.	335929		6.4	-2.1	1.5	-0.8	0.4	0.6
Primary products.		335929-P	5.4	-3.0	1.9	-0.9	0.5	0.7
Electronic wire and cable, made of nonferrous metals (purchased wire).		335929-A	-1.4	-4.4	1.8	-2.6	3.2	0.3
Other insulated wire & cable, incl control & signal, made of nonferrous metals (purchased wire).		335929-F	7.6	1.5	-0.6	-2.0	1.0	-0.2
Power wire and cable, made from nonferrous metals (purchased wire).		335929-1	3.3	1.1	0.7	-0.1	0.7	-3.6
Secondary products and miscellaneous receipts.		335929-SM						
Wiring device mfg.	33593		13.8	-0.5	0.5	-0.1	0.2	1.1
Current-carrying wiring device mfg.	335931		6.3	0.5	0.8	-0.2	0.2	0.8
Primary products.		335931-P	6.5	0.2	0.8	-0.2	0.2	0.9
Current-carrying wiring devices n.e.c.		335931-A	9.4	0.5	1.1	0.5	0.9	0.5
Current-carrying switches for electrical circuitry (including vehicular switches).		335931-1	2.5	0.5	0.3	0.0	0.0	0.8
Current-carrying wire connectors for electrical circuitry.		335931-9	9.0	-0.6	1.2	-1.3	-0.2	1.4
Secondary products and miscellaneous receipts.		335931-SM						
Secondary products.		335931-S	6.3	2.7	0.5	0.0	0.0	0.9
Noncurrent-carrying wiring device mfg.	335932		19.7	-1.2	0.3	0.0	0.1	1.2
Primary products.		335932-P	18.8	-1.5	0.4	0.0	0.2	1.4
Noncurrent-carrying electrical conduit and conduit fittings, incl. plastic conduit & fittings.		335932-4	13.3	-5.5	0.5	0.0	0.0	0.4
Secondary products and miscellaneous receipts.		335932-SM						
All other electrical equipment & component mfg.	33599		9.6	0.4	2.7	0.5	0.1	0.2

See footnotes at end of table.

Table 12. Producer price index percentage changes for the net output of selected industries and their products, not seasonally adjusted — Continued
 [November 2022]

Title ¹	Industry code	Product code	Unadjusted 12-month percent change ²	Unadjusted 1-month percent change ²				
			Nov. 2021 to Nov. 2022 ^P	June to July	July to Aug. ^P	Aug. to Sept. ^P	Sept. to Oct. ^P	Oct. to Nov. ^P
All other electrical equipment & component mfg - Continued								
Carbon and graphite product mfg.	335991		21.8	1.3	12.8	2.3	0.4	0.2
Primary products.		335991-P	23.1	1.4	13.8	2.5	0.4	0.2
Carbon and graphite products, including electrodes for electric arc furnaces.		335991-0	23.1	1.4	13.8	2.5	0.4	0.2
Secondary products and miscellaneous receipts.		335991-SM						
Miscellaneous receipts.		335991-M	5.4	0.0	0.0	0.0	0.0	0.0
Miscellaneous electrical equipment mfg.	335999		6.2	0.1	0.0	0.0	0.0	0.2
Primary products.		335999-P	6.4	0.1	0.0	0.0	0.0	0.2
Rectifying apparatus.		335999-3	12.5	0.0	2.4	0.0	0.0	1.1
All miscellaneous electrical equipment except rectifying apparatus.		335999-4	5.0	0.2	-0.6	0.0	0.0	0.0
Secondary products and miscellaneous receipts.		335999-SM						
Secondary products.		335999-S	—	0.0	0.0	0.0	0.0	—
Transportation equipment manufacturing.	336		5.3	0.4	0.2	0.2	0.5	0.2
Motor vehicle manufacturing.	3361		4.6	0.3	0.2	0.0	1.1	0.3
Automobile and light truck manufacturing.	33611		4.8	0.3	0.2	0.0	1.2	0.3
Automobile, light truck and utility vehicle mfg.	336110		4.8	0.3	0.2	0.0	1.2	0.3
Primary products.		336110-P	4.6	0.3	0.1	0.0	1.3	0.3
Passenger cars and chassis.		336110-1	2.0	0.1	0.1	0.0	0.1	0.2
Trucks, truck tractors, & bus chassis 14,000 lb or less, incl. minivans & suvs.		336110-2	6.7	0.5	0.1	0.1	2.2	0.4
Secondary products and miscellaneous receipts.		336110-SM						
Heavy duty truck manufacturing.	33612		2.8	0.0	0.1	-0.1	0.4	0.0
Heavy duty truck mfg.	336120		2.8	0.0	0.1	-0.1	0.4	0.0
Primary products.		336120-P	2.6	0.0	0.1	-0.1	0.2	0.0
Trucks, truck tractors, and bus chassis (chassis of own manufacture) 14,001 to 33,000 lbs.		336120-1	4.5	0.0	0.6	-0.5	1.7	0.0
Buses, including military and firefighting vehicles (chassis of own manufacture).		336120-3	10.0	0.1	0.0	0.0	0.0	0.0
Secondary products and miscellaneous receipts.		336120-SM						
Motor vehicle body and trailer manufacturing.	3362		13.7	0.3	0.3	0.5	0.8	-0.1
Motor vehicle body and trailer manufacturing.	33621		13.7	0.3	0.3	0.5	0.8	-0.1
Motor vehicle body mfg.	336211		15.6	0.3	0.8	0.4	1.4	0.0
Primary products.		336211-P	15.6	0.3	0.8	0.4	1.6	0.0
Other truck and vehicle bodies, sold separately.		336211-5	13.2	0.0	0.5	-0.4	3.6	-0.3
Dump truck bodies, for sale separately.		336211-5A	2.9	0.0	0.0	-3.2	0.0	-2.0
All other truck and vehicle bodies, sold separately.		336211-5B	15.2	0.0	0.4	0.0	3.9	0.0
Buses and firefighting vehicles, complete, produced on purchased chassis.		336211-7	1.8	0.4	0.0	0.0	0.0	0.4
Other trucks and vehicles, complete, produced on purchased chassis.		336211-9	21.1	0.1	1.9	1.6	3.0	0.1
Other trucks and vehicles, complete, produced on purchased chassis, except upfitting trucks.		336211-91	21.8	0.1	2.2	2.0	3.8	0.1
Upfitting trucks, complete, produced on purchased chassis.		336211-99	—	0.0	0.6	—	—	—
Secondary products and miscellaneous receipts.		336211-SM						
Secondary products.		336211-S	10.4	0.6	2.7	0.0	0.0	0.2
Truck trailer mfg.	336212		20.0	0.7	0.0	0.2	0.5	0.0
Primary products.		336212-P	20.0	0.7	0.1	0.2	0.5	0.0
Truck trailers and chassis, axle rating 10,000 lbs or more.		336212-1	18.2	0.7	0.1	0.2	0.1	0.0
Truck trailers and chassis, axle rating less than 10,000 lbs.		336212-3	33.4	0.9	0.0	0.0	3.0	0.0
Secondary products and miscellaneous receipts.		336212-SM						
Secondary products.		336212-S1	—	0.7	2.1	0.0	2.1	3.7
Motor home mfg.	336213		3.6	0.2	0.1	0.0	0.0	0.0
Primary products.		336213-P	3.4	0.2	0.1	0.0	0.0	0.0
Motor homes built on purchased chassis.		336213-0	3.4	0.2	0.1	0.0	0.0	0.0
Secondary products and miscellaneous receipts.		336213-SM1						
Travel trailer and camper mfg.	336214		8.8	-0.1	0.1	0.9	0.6	-0.4
Primary products.		336214-P	8.4	-0.1	0.1	1.0	0.5	-0.4
Travel trailers.		336214-1	8.9	0.1	0.2	1.1	0.8	0.1
Conventional travel trailers.		336214-19	9.9	0.1	0.7	1.7	1.2	0.1
Automobile and light truck trailers.		336214-3	9.4	-0.5	0.0	0.3	0.0	-2.1
Camping trailers, campers, pick-up covers, and parts.		336214-5	5.4	0.1	0.1	1.5	0.0	0.1
Other parts and components, excluding appliances and furnishings.		336214-53	5.8	0.0	0.0	2.1	0.0	0.0
Truck campers, caps, box covers, and fold-down camping trailers.		336214-56	4.7	—	—	—	—	0.1
Secondary products and miscellaneous receipts.		336214-SM						
Secondary products.		336214-S	11.0	0.1	0.0	2.6	4.5	0.0

See footnotes at end of table.

Table 12. Producer price index percentage changes for the net output of selected industries and their products, not seasonally adjusted — Continued
 [November 2022]

Title ¹	Industry code	Product code	Unadjusted 12-month percent change ²	Unadjusted 1-month percent change ²					
				Nov. 2021 to Nov. 2022 ^P	June to July	July to Aug. ^P	Aug. to Sept. ^P	Sept. to Oct. ^P	Oct. to Nov. ^P
Travel trailer and camper mfg - Continued									
Motor vehicle parts manufacturing.....	3363		3.8	0.6	0.4	0.2	-0.1	0.0	
Motor vehicle gasoline engine and parts mfg.....	33631		4.0	0.4	-0.1	-0.2	0.4	0.9	
Motor vehicle gasoline engine and engine parts mfg.....	336310		4.0	0.4	-0.1	-0.2	0.4	0.9	
Primary products.....		336310-P	3.2	0.3	-0.1	-0.3	0.2	0.7	
Gasoline engines and engine parts (excluding carburetors).....		336310-2	3.2	0.4	-0.2	-0.3	0.2	0.8	
Carburetors, pistons, piston rings, and valves.....		336310-3	4.3	0.2	0.0	0.0	-0.2	-0.3	
Secondary products and miscellaneous receipts.....		336310-SM							
Miscellaneous receipts.....		336310-M1	14.6	3.0	1.0	0.0	1.0	6.2	
Secondary products.....		336310-S	5.8	0.0	0.0	0.4	1.8	-0.1	
Motor vehicle electric equipment.....	33632		4.5	0.1	0.6	1.7	-0.1	0.0	
Motor vehicle electrical and electronic equipment mfg.....	336320		4.5	0.1	0.6	1.7	-0.1	0.0	
Primary products.....		336320-P	4.5	0.2	0.4	2.0	-0.1	0.1	
Vehicular lighting equipment.....		336320-1	3.4	0.1	0.9	0.0	0.3	0.1	
Other motor vehicle electrical and electronic equipment.....		336320-2	4.8	0.2	0.3	2.4	-0.2	0.0	
Battery charging alternators, generators, and regulators.....		336320-23	0.0	0.0	-0.1	-0.5	-0.6	0.1	
Parts for engine electrical and electronic equipment.....		336320-2A	2.3	-0.1	0.0	2.4	-0.4	0.0	
All other miscellaneous non-engine electrical and electronic equipment.....		336320-2D	3.6	0.1	0.5	2.9	-0.1	0.0	
All other miscellaneous complete engine electrical equipment, including spark plugs.....		336320-2U	7.7	1.2	0.9	2.2	-0.5	0.3	
Secondary products and miscellaneous receipts.....		336320-SM							
Miscellaneous receipts.....		336320-M	-1.3	-0.8	-0.3	-0.3	-0.8	-0.4	
Secondary products.....		336320-S	9.3	0.1	3.1	0.1	0.0	0.4	
Motor vehicle steering and suspension parts.....	33633		0.2	-1.2	-1.1	0.1	0.3	-0.1	
Motor vehicle steering and suspension components (except spring) manufacturing.....	336330		0.2	-1.2	-1.1	0.1	0.3	-0.1	
Primary products.....		336330-P	-0.8	-2.0	-1.2	0.2	0.6	0.0	
Motor vehicle steering and suspension components (excluding spring), new and rebuilt.....		336330-0	-0.8	-2.0	-1.2	0.2	0.6	0.0	
Secondary and miscellaneous receipts.....		336330-SM							
Motor vehicle brake system manufacturing.....	33634		9.4	4.1	-0.3	0.1	-1.1	-0.3	
Motor vehicle brake system mfg.....	336340		9.4	4.1	-0.3	0.1	-1.1	-0.3	
Primary products.....		336340-P	10.0	4.5	-0.3	0.1	-1.5	-0.3	
Motor vehicle brake parts and assemblies, new.....		336340-1	10.9	4.8	-0.3	0.1	-1.5	-0.3	
Motor vehicle drum brake assemblies and parts, new.....		336340-1E	20.4	1.4	-1.2	0.0	4.2	0.0	
Motor vehicle disc brake assemblies and parts, new.....		336340-1F	0.7	-3.0	0.0	0.0	-8.0	0.0	
Other motor vehicle brake parts and assemblies, new.....		336340-1G	16.3	15.0	-0.2	0.3	1.7	-0.7	
Secondary products and miscellaneous receipts.....		336340-SM							
Motor vehicle power train components mfg.....	33635		4.4	0.0	1.9	0.0	0.3	-0.2	
Motor vehicle transmission and power train parts manufacturing.....	336350		4.4	0.0	1.9	0.0	0.3	-0.2	
Primary products.....		336350-P	4.2	0.0	2.0	0.0	0.1	-0.3	
Motor vehicle drive train components, excluding wheels and brakes, new.....		336350-2	4.2	0.0	2.0	0.0	0.1	-0.3	
Motor vehicle transmissions (except auxiliary and parts), new.....		336350-20	2.6	0.2	0.0	0.0	0.2	0.0	
Parts for manual and automatic transmissions, new.....		336350-23	15.7	0.0	15.8	0.0	-0.1	-0.5	
Other motor vehicle drive train components, except wheels and brakes, new.....		336350-25	-0.6	-0.6	0.2	-0.1	-0.3	-0.9	
Motor vehicle drive train components, rebuilt.....		336350-3	14.9	1.1	0.0	0.0	5.7	0.0	
Secondary products and miscellaneous receipts.....		336350-SM							
Secondary products.....		336350-S	0.9	0.0	0.1	1.0	-0.6	0.0	
Motor vehicle seating and interior trim mfg.....	33636		2.0	-0.1	0.3	0.5	0.1	-0.5	
Motor vehicle seating and interior trim mfg.....	336360		2.0	-0.1	0.3	0.5	0.1	-0.5	
Primary products.....		336360-P	1.4	-0.1	0.2	0.4	0.0	-0.9	
Automobile trimmings.....		336360-1	-0.5	0.0	0.0	0.0	0.0	0.0	
Seats for public conveyance and aircraft.....		336360-3	2.5	0.1	0.3	0.7	0.0	-0.7	
Metal motor vehicle seat frames.....		336360-7	0.6	0.0	0.0	0.1	0.0	-3.6	
Secondary products and miscellaneous receipts.....		336360-SM							
Secondary products.....		336360-S	18.4	-0.2	2.2	1.9	3.8	-0.1	
Motor vehicle metal stamping.....	33637		4.8	2.1	-1.1	-0.3	0.2	-0.1	
Motor vehicle metal stamping.....	336370		4.8	2.1	-1.1	-0.3	0.2	-0.1	
Primary products.....		336370-P	6.0	0.4	-0.4	-0.1	0.3	0.0	
Automotive job stampings (truck, bus, and passenger car).....		336370-0	6.0	0.4	-0.4	-0.1	0.3	0.0	
Secondary products and miscellaneous receipts.....		336370-SM							
Secondary products.....		336370-S	7.7	0.1	-0.4	0.1	0.6	0.0	

See footnotes at end of table.

Table 12. Producer price index percentage changes for the net output of selected industries and their products, not seasonally adjusted — Continued
 [November 2022]

Title ¹	Industry code	Product code	Unadjusted 12-month percent change ²	Unadjusted 1-month percent change ²					
				Nov. 2021 to Nov. 2022 ^P	June to July	July to Aug. ^P	Aug. to Sept. ^P	Sept. to Oct. ^P	Oct. to Nov. ^P
Motor vehicle metal stamping - Continued									
Other motor vehicle parts manufacturing.....	33639		3.3	0.2	0.8	0.0	-0.7	0.0	
Other motor vehicle parts mfg.....	336390		3.3	0.2	0.8	0.0	-0.7	0.0	
Primary products.....		336390-P	3.5	0.1	0.8	0.0	-0.6	-0.1	
Filters, new, internal combustion engines and motor vehicles.....		336390-A	16.2	3.9	0.0	0.0	0.0	1.0	
Motor vehicle air-conditioning systems and compressors.....		336390-B	0.3	-1.0	-2.1	0.0	-0.8	0.0	
All other motor vehicle parts and accessories, including trailer hitches.....		336390-8	2.3	0.1	1.0	0.0	0.0	-0.1	
Secondary products and miscellaneous receipts.....		336390-SM							
Miscellaneous receipts.....		336390-M	1.2	0.0	2.8	0.0	-2.8	0.0	
Secondary products.....		336390-S	3.7	2.1	-1.0	0.6	0.1	0.9	
Aerospace product and parts manufacturing.....	3364		4.6	0.3	0.2	0.2	0.2	0.2	
Aerospace product and parts manufacturing.....	33641		4.6	0.3	0.2	0.2	0.2	0.2	
Aircraft mfg.....	336411		4.5	0.3	0.2	0.0	0.2	0.3	
Primary products.....		336411-P	4.7	0.3	0.2	0.0	0.3	0.2	
Civilian aircraft.....		336411-3	6.1	0.4	0.4	0.4	0.4	0.3	
Military aircraft.....		336411-4	2.8	0.0	0.0	-0.7	0.0	0.0	
Modification, conversion, and overhaul of previously accepted aircraft.....		336411-5	0.8	0.8	0.0	0.0	0.0	0.5	
Secondary products and miscellaneous receipts.....		336411-SM							
Aircraft engine and engine parts mfg.....	336412		6.7	0.3	0.4	0.3	0.0	0.0	
Primary products.....		336412-P	4.5	0.3	0.6	0.3	0.0	0.1	
Aeronautical services on aircraft engines.....		336412-5	12.4	0.0	2.7	0.6	0.0	0.0	
Aircraft engine parts and accessories.....		336412-7	2.2	0.0	0.0	0.3	0.0	0.1	
Parts and accessories for military aircraft engines.....		336412-75	1.5	0.0	0.0	0.3	0.3	0.0	
Parts and accessories for civilian aircraft engines.....		336412-77	2.3	0.0	0.0	0.3	0.0	0.1	
Secondary products and miscellaneous receipts.....		336412-SM							
Secondary products.....		336412-S	6.2	0.2	0.0	0.1	0.1	0.1	
Other aircraft parts and equipment mfg.....	336413		2.4	0.0	0.0	1.3	0.0	0.1	
Primary products.....		336413-P	2.3	0.0	0.0	1.4	0.0	0.2	
Aircraft propellers and helicopter rotors.....		336413-1	5.5	0.0	0.2	4.4	0.0	0.1	
Aircraft parts and auxiliary equipment.....		336413-7	2.1	0.0	0.0	1.1	0.0	0.2	
Aircraft landing gear for civilian and military aircraft.....		336413-72	5.3	0.0	0.0	0.5	0.0	0.0	
Other aircraft subassemblies and parts for military aircraft.....		336413-73	0.2	0.0	0.0	0.0	0.0	0.0	
Other aircraft subassemblies and parts for civilian aircraft.....		336413-74	3.8	0.0	0.0	2.5	0.0	0.5	
Secondary products and miscellaneous receipts.....		336413-SM							
Secondary products.....		336413-S	1.0	0.6	-0.6	0.8	0.6	-0.3	
Railroad rolling stock manufacturing.....	3365		16.7	0.1	0.3	0.2	0.0	0.5	
Railroad rolling stock manufacturing.....	33651		16.7	0.1	0.3	0.2	0.0	0.5	
Railroad rolling stock mfg.....	336510		16.7	0.1	0.3	0.2	0.0	0.5	
Primary products.....		336510-P	17.4	0.1	0.4	0.3	0.1	0.8	
Street, subway, trolley, and rapid transit cars, and railway maintenance equipment and parts.....		336510-5	6.7	0.2	1.5	1.3	0.2	0.8	
Railway maintenance of way equipment & parts, parts for all railcars, & other railway vehicles.....		336510-54	7.5	0.3	1.7	1.4	0.2	0.8	
Air brake and other brake equipment.....		336510-541	-	0.0	0.0	0.0	0.0	-	
Railway maintenance of way & all other railroad and streetcar equipment, parts and accessories.....		336510-542	-	0.3	2.0	1.6	-	-	
Secondary products and miscellaneous receipts.....		336510-SM							
Miscellaneous receipts.....		336510-M	7.8	0.0	0.0	0.0	0.0	-1.8	
Secondary products.....		336510-S1	4.9	1.4	0.0	0.0	0.0	0.0	
Ship and boat building.....	3366		7.4	0.4	0.7	0.2	0.1	0.8	
Ship and boat building.....	33661		7.4	0.4	0.7	0.2	0.1	0.8	
Ship building and repairing.....	336611		6.0	0.0	0.3	0.0	0.0	1.0	
Primary products.....		336611-P	4.3	0.0	0.3	0.0	0.0	0.0	
Ship repair, nonmilitary.....		336611-A	21.0	0.0	3.1	2.7	0.0	0.1	
Military self-propelled ships, new construction.....		336611-5	0.1	0.0	0.0	-0.6	0.0	0.0	
Ship repair, military.....		336611-8	2.3	0.0	0.2	0.0	0.0	0.0	
Nonmilitary self-propelled ships, new construction.....		336611-9	6.3	0.4	0.0	0.5	0.0	0.0	
Secondary products and miscellaneous receipts.....		336611-SM2							
Boat building.....	336612		11.5	1.4	1.8	0.8	0.4	0.3	
Primary products.....		336612-P	11.1	1.5	1.8	0.4	0.4	0.3	
Outboard motorboats, including commercial and military (except sailboats and lifeboats).....		336612-1	13.4	2.6	2.7	0.7	0.4	0.1	

See footnotes at end of table.

Table 12. Producer price index percentage changes for the net output of selected industries and their products, not seasonally adjusted — Continued
 [November 2022]

Title ¹	Industry code	Product code	Unadjusted 12-month percent change ²	Unadjusted 1-month percent change ²				
				Nov. 2021 to Nov. 2022 ^P	June to July	July to Aug. ^P	Aug. to Sept. ^P	Sept. to Oct. ^P
Boat building - Continued								
Outboard motorboats, wood or metal, incl. comm. and military (exc. sailboats and lifeboats).....		336612-11	15.1	0.1	4.5	1.1	0.2	0.2
Outboard motorboats, plastics/fiberglass, incl. comm. and mil. (exc. sailboats and lifeboats).....		336612-14	12.0	4.8	1.1	0.2	0.7	0.0
Inboard motorboats, including commercial and military (except sailboats and lifeboats).....		336612-3	10.6	0.7	1.1	0.0	0.8	1.0
Inboard cabin cruisers, including commercial and military (except sailboats and lifeboats).....		336612-31	7.6	0.0	1.7	0.0	0.0	1.0
Other inboard motorboats, including commercial and military (except sailboats and lifeboats).....		336612-32	13.2	1.2	0.5	0.0	1.5	1.1
Inboard-outdrive boats, including commercial and military (except sailboats and lifeboats).....		336612-5	7.4	0.0	0.0	0.0	0.0	0.0
All other inboard-outdrive boats, incl. comm. and military (except sailboats and lifeboats).....		336612-52	5.3	0.0	0.0	0.0	0.0	0.0
All other boats (excluding military and commercial).....		336612-8	5.1	0.0	2.4	0.0	0.0	0.0
Secondary products and miscellaneous receipts.....		336612-SM						
Miscellaneous receipts.....		336612-M	16.1	0.1	1.8	6.2	0.0	0.0
Other transportation equipment manufacturing.....	3369		4.3	0.3	-0.2	0.7	0.1	0.1
Other transportation equipment manufacturing.....	33699		4.3	0.3	-0.2	0.7	0.1	0.1
Motorcycle, bicycle, and parts mfg.....	336991		2.9	0.1	0.0	1.7	0.0	0.2
Primary products.....		336991-P	3.0	0.1	0.0	1.8	0.0	0.2
Motorcycles, including three-wheel motorbikes, motorscooters, mopeds, and parts.....		336991-3	2.4	0.1	0.0	2.0	0.0	0.0
Bicycles, including parts (excluding children's 2-wheel sidewalk cycles).....		336991-4	6.4	0.0	0.1	0.0	0.0	1.1
Cycles, all types, tubular construction.....		336991-42	4.2	0.0	0.2	0.0	0.0	1.8
Parts for bicycles, unicycles, and adult tricycles.....		336991-45	8.3	0.0	0.0	0.0	0.0	0.6
Secondary products and miscellaneous receipts.....		336991-SM						
Secondary products.....		336991-S	-	0.0	0.0	0.0	0.0	-
All other transportation equipment mfg.....	336999		5.3	0.4	-0.3	-0.1	0.2	0.1
Primary products.....		336999-P	5.5	0.4	-0.3	-0.1	0.2	0.0
All-terrain vehicles and parts.....		336999-4	5.9	0.3	-0.4	0.0	0.1	0.0
All other miscellaneous transportation equipment.....		336999-6	7.4	1.1	-0.1	-0.6	0.6	0.0
Secondary products and miscellaneous receipts.....		336999-SM						
Secondary products.....		336999-S	8.9	0.0	0.0	0.0	0.0	2.4
Furniture & related product mfg.....	337		11.2	0.7	0.7	0.5	0.0	0.9
HH & institutional furniture & kitchen cabinet mfg.....	3371		10.2	1.6	0.5	0.1	-0.4	0.7
Wood kitchen cabinet & countertop mfg.....	33711		9.5	0.3	0.7	0.0	0.0	0.0
Wood kitchen cabinet and countertop mfg.....	337110		9.5	0.3	0.7	0.0	0.0	0.0
Primary products.....		337110-P	9.5	0.4	0.8	0.0	0.0	0.0
Custom wood kitchen cabinets, bathroom vanities, and related cabinet sold directly to customers.....		337110-H	13.3	0.0	0.0	0.0	0.0	0.0
Stock wood kitchen cabinets and related cabinetwork for permanent installation. ...		337110-1	4.4	1.0	0.0	0.0	0.0	0.0
Custom wood kitchen cabinets and related cabinetwork not sold direct to customer at retail.....		337110-4	-	0.0	0.0	0.0	0.0	0.0
Secondary products and miscellaneous receipts.....		337110-SM						
Household & institutional furniture mfg.....	33712		10.5	2.2	0.5	0.2	-0.5	1.0
Upholstered household furniture mfg.....	337121		9.5	4.0	0.2	0.0	-0.1	0.6
Primary products.....		337121-P	10.8	5.2	0.2	0.0	-0.1	0.7
Upholstered household furniture, excl. dual-purpose sleep furniture.....		337121-1	10.5	4.9	0.2	0.0	-0.1	0.7
Upholstered household sofas, davenport, settees, and loveseats, except custom.....		337121-11	11.4	4.9	0.2	0.0	-0.1	1.0
Upholstered household sectional sofa pieces, except custom.....		337121-12	8.8	4.3	0.2	0.0	-0.1	0.0
Upholstered household rocking chairs, including swivel rockers, except custom.....		337121-13	11.8	0.0	0.0	0.0	0.0	0.9
Other upholstered household furniture, including custom sold at retail.....		337121-15	5.7	1.0	0.5	0.1	0.0	0.5
Dual-purpose sleep furniture incl. futon, conv. sofa, jackknife & chair beds, except custom.....		337121-4	15.0	10.8	0.0	0.0	0.0	0.8
Secondary products and miscellaneous receipts.....		337121-SM						
Miscellaneous receipts.....		337121-M	-	0.0	0.0	0.0	-	-
Nonupholstered wood household furniture mfg.....	337122		4.7	0.0	0.1	0.2	-2.3	0.0
Primary products.....		337122-P	6.1	0.0	0.0	0.3	-1.4	0.0
Infants' and children's wood furniture, except custom.....		337122-A	12.5	0.0	0.0	0.0	0.0	0.0
Custom nonupholstered wood household furniture sold direct, excl. kitchen cabinets and vanities.....		337122-J	0.1	0.0	0.0	0.0	-6.2	0.0

See footnotes at end of table.

Table 12. Producer price index percentage changes for the net output of selected industries and their products, not seasonally adjusted — Continued
 [November 2022]

Title ¹	Industry code	Product code	Unadjusted 12-month percent change ²	Unadjusted 1-month percent change ²				
			Nov. 2021 to Nov. 2022 ^P	June to July	July to Aug. ^P	Aug. to Sept. ^P	Sept. to Oct. ^P	Oct. to Nov. ^P
Nonupholstered wood household furniture mfg - Continued								
Wood household den, family room, library, and living room furniture, except custom.....		337122-1	6.3	0.0	0.0	0.5	-1.6	0.0
Wood dining room and kitchen furniture, excl. cabinets, except custom.....		337122-4	5.0	0.0	0.0	0.0	-2.0	0.0
Wood bedroom furniture, except custom.....		337122-8	6.3	0.0	0.0	0.3	-0.4	0.0
Secondary products and miscellaneous receipts.....		337122-SM						
Secondary products.....		337122-S	-1.9	0.0	0.9	0.0	-6.8	0.1
Metal household furniture mfg.....	337124		16.1	-0.1	2.3	1.2	-1.1	4.5
Primary products.....		337124-P	11.9	0.0	2.7	0.4	-1.3	1.0
Metal dining room, and kitchen furniture, incl. padded and plain chairs and stools.....		337124-1	5.6	-0.1	1.1	-1.1	-6.0	-1.6
Metal outdoor and casual furniture, incl. beach, lawn, garden and porch.....		337124-6	20.9	0.0	2.2	2.3	1.7	4.7
Other nonupholstered metal household furniture.....		337124-8	9.7	0.0	4.5	0.0	0.0	0.0
Secondary products and miscellaneous receipts.....		337124-SM						
Secondary products.....		337124-S	10.7	-0.2	0.1	1.9	-0.4	-0.2
Household furniture, except wood or metal, mfg.....	337125		-	0.0	0.1	0.1	0.0	-
Primary products.....		337125-P	-	0.0	0.0	0.0	0.0	-
Nonupholstered household furniture (except wood and metal).....		337125-0	-	0.0	0.0	0.0	0.0	-
Institutional furniture mfg.....	337127		16.2	1.2	0.6	0.1	0.1	1.1
Primary products.....		337127-P	16.6	1.4	0.7	0.0	-0.1	1.1
Other institutional furniture.....		337127-B	10.4	0.5	0.3	-0.3	-0.3	1.6
School furniture (except stone and concrete), excl. library furniture.....		337127-1	28.5	4.5	1.7	0.4	-0.6	1.1
Public building and related furniture, excl. bar, bowling, cafeteria, restaurant and school.....		337127-5	13.8	0.8	0.5	0.2	0.5	0.9
Public furniture (bar, bowling center, cafeteria, and restaurant).....		337127-8	20.5	0.6	0.3	0.0	0.0	0.7
Secondary products and miscellaneous receipts.....		337127-SM						
Miscellaneous receipts.....		337127-M	17.0	0.0	0.0	0.0	1.9	1.9
Secondary products.....		337127-S	9.9	-0.1	-0.3	0.4	-0.2	0.0
Office furniture (including fixtures) mfg.....	3372		13.4	-0.6	1.0	1.0	0.6	1.5
Office furniture (including fixtures) mfg.....	33721		13.4	-0.6	1.0	1.0	0.6	1.5
Wood office furniture mfg.....	337211		16.2	0.3	1.1	0.0	0.1	0.2
Primary products.....		337211-P	13.0	0.3	1.3	0.0	0.0	0.1
Wood office furniture panel systems, desking systems, and other wood office furniture.....		337211-A	6.7	0.1	1.8	0.0	0.0	0.0
Wood office seating, including upholstered.....		337211-1	14.4	0.5	0.0	0.0	0.0	0.2
Wood office desks and desk extensions.....		337211-4	19.8	0.2	2.3	0.0	0.0	0.0
Wood office files, storage units, and tables.....		337211-7	8.6	0.2	1.7	0.0	0.0	0.0
Secondary products and miscellaneous receipts.....		337211-SM						
Secondary products.....		337211-S	38.9	0.4	0.0	0.0	0.6	0.9
Custom architectural woodwork and millwork.....	337212		10.2	0.5	1.7	0.3	1.1	0.0
Primary products.....		337212-P	10.8	0.4	1.9	0.3	1.3	0.0
Custom architectural woodwork, millwork, and fixtures.....		337212-0	10.8	0.4	1.9	0.3	1.3	0.0
Secondary products and miscellaneous receipts.....		337212-SM						
Office furniture, except wood, mfg.....	337214		19.4	-0.7	0.2	1.3	1.0	4.4
Primary products.....		337214-P	19.3	-0.5	0.0	1.5	1.1	4.5
Office seating, including upholstered, except wood.....		337214-1	7.4	-4.9	-5.4	8.4	3.4	-1.3
Office files, storage units, and tables, except wood.....		337214-7	10.7	0.8	2.1	-1.9	1.2	0.6
Secondary products and miscellaneous receipts.....		337214-SM						
Showcases, partitions, shelving, and lockers mfg.....	337215		8.2	-1.6	1.3	1.4	0.0	-0.2
Primary products.....		337215-P	6.7	-2.0	1.3	1.4	-0.2	-0.5
Storage racks and accessories, except wood.....		337215-E	-8.1	-5.0	-5.2	0.0	0.0	0.0
Fixtures (bank, office, and store), except wood.....		337215-G	19.2	-0.2	4.8	0.7	1.5	0.4
Wood furniture dimensions and nonwood furniture parts and frames.....		337215-L	17.3	0.1	3.5	0.0	-0.9	-0.7
Secondary products and miscellaneous receipts.....		337215-SM						
Other furniture related product mfg.....	3379		8.8	0.2	0.7	1.1	-0.1	0.2
Mattress mfg.....	33791		4.0	0.2	0.8	0.2	-0.1	-1.6
Mattress mfg.....	337910		4.0	0.2	0.8	0.2	-0.1	-1.6
Primary products.....		337910-P	4.2	0.2	0.8	0.2	-0.1	-1.7
Mattress and foundation sets.....		337910-E	0.5	0.0	0.3	0.0	0.0	-3.8
Innerspring mattresses, excluding crib-size.....		337910-1	7.0	0.0	1.3	0.7	0.0	-0.6
Other mattresses, including crib, foam, waterbed mattresses and mattress inserts.....		337910-4	7.6	1.3	1.4	0.0	0.0	0.0

See footnotes at end of table.

Table 12. Producer price index percentage changes for the net output of selected industries and their products, not seasonally adjusted — Continued
 [November 2022]

Title ¹	Industry code	Product code	Unadjusted 12-month percent change ²	Unadjusted 1-month percent change ²				
				Nov. 2021 to Nov. 2022 ^P	June to July	July to Aug. ^P	Aug. to Sept. ^P	Sept. to Oct. ^P
Mattress mfg - Continued								
Foundations, excl. innerspring units, hybrid-type flotation, ensembles, and adjustable units.....		337910-7	3.6	0.0	0.3	0.0	-0.8	-0.2
Secondary products and miscellaneous receipts.....		337910-SM						
Blind & shade mfg.....	33792		30.9	0.1	0.1	4.8	0.0	7.7
Blind and shade mfg.....	337920		30.9	0.1	0.1	4.8	0.0	7.7
Primary products.....		337920-P	36.7	0.0	0.0	5.1	0.0	10.0
Secondary products and miscellaneous receipts.....		337920-SM						
Miscellaneous mfg.....	339		6.6	0.3	0.5	0.0	0.4	0.2
Medical equipment & supplies mfg.....	3391		4.2	0.1	0.2	0.2	0.5	0.1
Medical equipment & supplies mfg.....	33911		4.2	0.1	0.2	0.2	0.5	0.1
Surgical and medical instrument mfg.....	339112		3.0	0.1	0.0	0.6	0.4	0.0
Primary products.....		339112-P	3.2	0.1	0.0	0.7	0.4	0.0
Surgical and medical instruments.....		339112-0	3.2	0.1	0.0	0.7	0.4	0.0
Surgical and orthopedic instruments.....		339112-01	3.9	0.0	-0.2	0.0	0.0	0.0
Surgical and medical catheters.....		339112-05	1.0	0.0	0.0	0.0	0.0	0.0
Other surgical and medical apparatus and instruments, excluding parts.....		339112-06	4.1	0.4	0.3	0.9	0.0	0.0
Parts for surgical and medical apparatus and instruments.....		339112-09	2.2	-0.2	0.0	0.4	1.7	0.0
Secondary products and miscellaneous receipts.....		339112-SM						
Secondary products.....		339112-S	-	-	-	-	0.0	0.0
Surgical appliance and supplies mfg.....	339113		5.6	0.0	0.2	0.0	0.7	0.3
Primary products.....		339113-P	5.5	0.0	0.1	0.0	0.9	0.3
Medical and surgical appliances and supplies, incl. orthopedic, prosthetic, and therapeutic.....		339113-2	4.2	0.0	0.2	0.0	0.3	0.2
Other orthopedic and prosthetic appliances.....		339113-22	-0.1	0.0	0.0	0.0	0.0	0.0
Other medical and surgical appliances and supplies.....		339113-27	5.4	0.0	0.2	0.0	0.4	0.3
Hospital beds and specialized hospital furniture.....		339113-4	6.5	0.0	0.0	0.0	0.0	2.8
Personal industrial and nonindustrial safety equipment and clothing.....		339113-6	11.4	0.0	0.0	0.0	3.9	0.0
Secondary products and miscellaneous receipts.....		339113-SM						
Miscellaneous receipts.....		339113-M	6.9	0.0	0.2	0.0	0.1	0.2
Secondary products.....		339113-S	2.9	0.2	0.7	0.0	0.0	0.0
Dental equipment and supplies mfg.....	339114		2.8	1.2	1.5	-1.2	0.3	-0.9
Primary products.....		339114-P	2.9	1.3	1.6	-1.3	0.4	-1.1
Dental professional equipment and supplies.....		339114-1	4.1	1.2	0.0	0.0	0.0	0.0
Professional dental equipment.....		339114-11	6.9	3.3	0.0	0.0	0.0	0.0
Professional dental supplies.....		339114-12	2.0	-0.4	0.0	0.0	0.0	0.0
Secondary products and miscellaneous receipts.....		339114-SM						
Miscellaneous receipts.....		339114-M	2.7	0.6	0.0	0.0	0.0	0.0
Ophthalmic goods mfg.....	339115		4.5	0.0	0.3	0.0	0.0	0.0
Primary products.....		339115-P	4.7	0.0	0.3	0.0	0.0	0.0
Ophthalmic fronts, temples, and focal and contact lenses.....		339115-9	-	0.0	0.5	-	-	-
Secondary products and miscellaneous receipts.....		339115-SM						
Other miscellaneous mfg.....	3399		10.0	0.6	0.9	-0.2	0.3	0.4
Jewelry & silverware mfg.....	33991		7.3	-1.5	1.0	-0.9	-0.3	2.4
Jewelry and silverware mfg.....	339910		7.3	-1.5	1.0	-0.9	-0.3	2.4
Primary products.....		339910-P	8.0	-1.7	1.1	-1.0	-0.3	2.7
Jewelry, gold and platinum.....		339910-1	10.4	-2.8	1.7	-1.5	-0.5	4.0
Costume jewelry and novelties.....		339910-4	5.7	1.1	0.0	0.0	0.0	0.0
All other jewelry and personal goods (excluding costume).....		339910-8	6.5	-0.9	0.6	-0.4	-0.2	2.2
Secondary products and miscellaneous receipts.....		339910-SM						
Miscellaneous receipts.....		339910-M	-	-0.2	0.1	-0.2	-0.1	-
Sporting & athletic goods mfg.....	33992		4.0	0.0	-0.1	-1.7	0.1	0.0
Sporting and athletic goods mfg.....	339920		4.0	0.0	-0.1	-1.7	0.1	0.0
Primary products.....		339920-P	4.9	0.0	-0.1	-2.1	0.1	0.0
Other sporting and athletic goods.....		339920-A	8.0	0.3	0.0	0.0	0.0	0.0
Golf equipment, excluding apparel and shoes.....		339920-4	-	0.0	-0.2	-7.1	0.0	-
Playground equipment.....		339920-5	9.9	0.0	0.0	0.0	1.3	0.0
Gymnasium and exercise equipment.....		339920-7	11.2	-0.5	0.0	0.0	0.0	0.0
Secondary products and miscellaneous receipts.....		339920-SM						
Secondary products.....		339920-S	17.8	0.0	0.0	0.0	2.1	0.0

See footnotes at end of table.

Table 12. Producer price index percentage changes for the net output of selected industries and their products, not seasonally adjusted — Continued
 [November 2022]

Title ¹	Industry code	Product code	Unadjusted 12-month percent change ²	Unadjusted 1-month percent change ²				
			Nov. 2021 to Nov. 2022 ^P	June to July	July to Aug. ^P	Aug. to Sept. ^P	Sept. to Oct. ^P	Oct. to Nov. ^P
Sporting and athletic goods mfg - Continued								
Doll, toy & game mfg.....	33993		8.9	0.0	3.2	0.0	1.4	0.0
Doll, toy, and game mfg.....	339930		9.0	0.0	3.2	0.0	1.4	0.0
Primary products.....		339930-P	6.6	0.0	0.0	0.0	1.9	0.0
Models (operating & static), craft kits/supply, natural science kits, & collectors' miniatures.....		339930-6	6.4	0.0	0.0	0.0	0.3	0.0
Other nonelectronic toys, including parts.....		339930-8	11.7	0.0	0.0	0.0	4.2	0.0
Secondary products and miscellaneous receipts.....		339930-SM						
Office supplies (exc paper) mfg.....	33994		9.0	0.8	0.3	0.1	0.2	0.1
Office supplies, except paper, mfg.....	339940		9.0	0.8	0.3	0.1	0.2	0.1
Primary products.....		339940-P	9.2	0.3	0.3	0.1	0.2	0.2
Pens, mechanical pencils, markers, and associated parts.....		339940-1	—	-0.6	0.0	0.0	0.0	—
Lead pencils, art goods, office supplies & small office equipment, excluding paper.....		339940-2	15.2	1.1	0.0	0.0	0.0	0.4
Marking devices.....		339940-3	1.3	0.0	0.1	0.3	0.0	0.0
Secondary products and miscellaneous receipts.....		339940-SM						
Miscellaneous receipts.....		339940-M	5.2	3.0	0.0	0.0	0.0	0.0
Secondary Products.....		339940-S	21.5	0.0	1.7	0.5	0.1	0.4
Sign mfg.....	33995		15.5	1.5	3.3	0.2	0.5	0.0
Sign mfg.....	339950		15.5	1.5	3.3	0.2	0.5	0.0
Primary products.....		339950-P	17.0	1.8	3.7	0.2	0.6	0.0
Electric signs and displays, including trade show exhibits.....		339950-1	14.1	0.0	7.3	0.0	0.0	0.0
Nonelectric signs and displays, including trade show exhibits.....		339950-4	19.2	3.1	1.2	0.4	1.1	0.0
Secondary products and miscellaneous receipts.....		339950-SM						
All other misc mfg.....	33999		10.9	1.1	0.0	0.3	0.4	0.3
Gasket, packing, and sealing device mfg.....	339991		8.1	1.9	-0.1	0.0	0.9	0.1
Primary products.....		339991-P	8.3	2.3	-0.1	0.0	1.0	0.0
Compression packing.....		339991-1	11.2	0.0	0.0	0.0	0.0	0.0
Molded packing and seals.....		339991-2	10.9	5.9	-0.6	0.0	0.0	0.0
Nonmetallic gaskets and gasketing.....		339991-3	11.9	3.6	0.0	0.0	0.0	0.0
Metallic gaskets and machined seals.....		339991-7	2.7	0.0	0.0	0.0	4.0	0.0
Rotary oil seals.....		339991-9	4.1	0.0	0.0	0.0	0.0	0.0
Secondary products and miscellaneous receipts.....		339991-SM						
Miscellaneous receipts.....		339991-M	4.0	0.0	0.0	0.0	0.4	0.0
Secondary products.....		339991-S	9.8	0.4	0.8	0.1	0.1	0.8
Musical instrument mfg.....	339992		7.1	2.6	0.6	0.0	0.7	0.1
Primary products.....		339992-P	7.2	2.8	0.6	0.0	0.6	0.1
Nonelectronic pianos, organs, and nonelectronic pianos and organ parts, excluding benches.....		339992-A	5.3	0.8	0.0	0.0	0.0	0.0
Other musical instruments and parts.....		339992-7	7.5	3.2	0.7	0.0	0.6	0.1
Other electronic musical instruments, excluding electronic organs.....		339992-71	7.3	1.1	0.0	0.0	1.2	0.6
Other nonelectronic musical instruments.....		339992-72	9.1	6.3	0.0	0.0	0.0	0.0
Parts and accessories for other musical instruments, sold separately, excl. benches & cases.....		339992-73	6.4	1.8	1.6	0.0	0.9	0.0
Secondary products and miscellaneous receipts.....		339992-SM						
Miscellaneous receipts.....		339992-M	—	0.0	0.0	—	—	—
Fastener, button, needle, and pin mfg.....	339993		6.9	4.2	0.0	0.0	0.0	0.0
Primary products.....		339993-P	6.5	3.7	0.0	0.0	0.0	0.0
Fasteners, zippers, buttons, needles, pins, and buckles (except precious metal) ..		339993-0	6.5	3.7	0.0	0.0	0.0	0.0
Secondary products and miscellaneous receipts.....		339993-SM						
Broom, brush, and mop mfg.....	339994		6.1	2.0	-0.1	0.3	0.0	0.9
Primary products.....		339994-P	6.1	2.1	0.2	0.1	0.0	1.1
Brooms, mops and dusters.....		339994-1	6.6	0.0	0.0	0.5	0.0	3.3
Mops and dusters, including refills.....		339994-13	7.1	0.0	0.0	0.0	0.0	3.1
Paint and varnish brushes, paint holders, pads, roller frames and rollers.....		339994-3	7.5	0.0	0.0	0.0	0.0	0.0
Paint and varnish brushes.....		339994-31	7.4	0.0	0.0	0.0	0.0	0.0
Paint holders, pads, roller frames and rollers.....		339994-32	7.6	0.0	0.0	0.0	0.0	0.0
Other types of brushes.....		339994-5	5.6	3.6	0.3	0.0	0.0	0.3
Personal brushes.....		339994-51	0.3	0.0	0.0	0.0	0.0	0.0
All other types of brushes, except personal.....		339994-52	12.4	8.2	0.6	0.0	0.0	0.7
Secondary and miscellaneous receipts.....		339994-SM						
Burial casket mfg.....	339995		11.0	0.0	0.0	0.0	1.8	3.6

See footnotes at end of table.

Table 12. Producer price index percentage changes for the net output of selected industries and their products, not seasonally adjusted — Continued
 [November 2022]

Title ¹	Industry code	Product code	Unadjusted 12-month percent change ²	Unadjusted 1-month percent change ²				
				Nov. 2021 to Nov. 2022 ^P	June to July	July to Aug. ^P	Aug. to Sept. ^P	Sept. to Oct. ^P
Burial casket mfg - Continued								
Primary products.....		339995-P	10.5	0.0	0.0	0.0	1.9	3.3
Metal burial caskets and coffins, completely lined and trimmed, adult sizes only. . .		339995-1	14.5	0.0	0.0	0.0	3.3	4.0
Other burial caskets and coffins, including burial boxes and vaults (except concrete and stone).....		339995-5	-	0.0	0.0	0.0	-	-
Secondary products and miscellaneous receipts.....		339995-SM						
All other miscellaneous mfg.....	339999		14.4	0.2	0.0	0.5	0.2	0.1
Primary products.....		339999-P	13.4	0.2	0.0	0.6	0.2	0.1
Mirror and picture frames and framed pictures.....		339999-E	9.5	0.0	0.0	2.8	0.0	0.0
All other miscellaneous fabricated products, incl. fire extinguishers and umbrellas.....		339999-L	16.1	0.0	0.0	0.5	0.3	0.2
Candles, including tapers.....		339999-5	7.3	0.8	0.0	0.0	0.0	0.0
Secondary products and miscellaneous receipts.....		339999-SM						
Secondary products.....		339999-S	13.4	1.1	0.0	0.3	0.0	0.0
Services industries								
Merchant wholesalers, durable goods.....	423		5.5	0.1	-2.1	0.5	-0.5	0.0
Motor vehicle and parts merchant wholesalers.....	4231		10.1	-4.6	2.2	0.1	0.6	-2.5
Motor vehicle and parts merchant wholesalers.....	42310		10.1	-4.6	2.2	0.1	0.6	-2.5
Motor vehicle and parts merchant wholesalers.....	423100		10.1	-4.6	2.2	0.1	0.6	-2.5
Primary services.....		423100-P	9.6	-5.0	2.4	0.1	0.7	-2.6
Motor vehicle and parts wholesaler services.....		423100-1	9.6	-5.0	2.4	0.1	0.7	-2.6
Furniture and home furnishing merchant wholesalers.....	4232		20.0	3.5	2.9	0.9	-0.2	0.0
Furniture and home furnishing merchant wholesalers.....	42320		20.0	3.5	2.9	0.9	-0.2	0.0
Furniture and home furnishing merchant wholesalers.....	423200		20.1	3.5	2.9	0.9	-0.2	0.0
Primary services.....		423200-P	21.0	3.9	2.9	1.0	-0.3	0.0
Furniture and home furnishing wholesaler services.....		423200-1	21.0	3.9	2.9	1.0	-0.3	0.0
Lumber and other construction materials merchant wholesalers.....	4233		5.8	1.8	-4.3	-0.3	-2.0	0.5
Lumber and other construction materials merchant wholesalers.....	42330		5.8	1.8	-4.3	-0.3	-2.0	0.5
Lumber and other construction materials merchant wholesalers.....	423300		5.9	1.8	-4.3	-0.3	-2.0	0.5
Primary services.....		423300-P	5.7	1.8	-4.4	-0.3	-2.0	0.5
Lumber and other construction material wholesaler services.....		423300-1	5.7	1.8	-4.4	-0.3	-2.0	0.5
Professional and commercial equipment and supplies merchant wholesalers.....	4234		-2.6	1.6	-4.0	-0.1	-1.1	1.4
Professional and commercial equipment and supplies merchant wholesalers.....	42340		-2.6	1.6	-4.0	-0.1	-1.1	1.4
Professional and commercial equipment and supplies merchant wholesalers.....	423400		-2.8	1.5	-3.9	-0.1	-1.2	1.5
Primary services.....		423400-P	-4.1	1.3	-3.1	0.0	-2.2	1.8
Professional and commercial equipment and supplies wholesaler services.....		423400-1	-4.1	1.3	-3.1	0.0	-2.2	1.8
Metal and mineral (except petroleum) merchant wholesalers.....	4235		-21.6	-6.4	-8.2	-3.8	-1.9	-1.2
Metal and mineral (except petroleum) merchant wholesalers.....	42350		-21.6	-6.4	-8.2	-3.8	-1.9	-1.2
Metal and mineral (except petroleum) merchant wholesalers.....	423500		-21.6	-6.4	-8.2	-3.7	-1.9	-1.2
Primary services.....		423500-P	-20.4	-6.3	-8.1	-3.5	-1.8	-1.2
Metals and minerals wholesaler services.....		423500-1	-20.4	-6.3	-8.1	-3.5	-1.8	-1.2
Household appliances and electrical and electronic goods merchant wholesalers.....	4236		7.1	5.3	-6.4	3.1	-0.8	0.2
Household appliances and electrical and electronic goods merchant wholesalers.....	42360		7.1	5.3	-6.4	3.1	-0.8	0.2
Household appliances and electrical and electronic goods merchant wholesalers.....	423600		7.7	5.2	-6.2	3.1	-0.7	0.2
Primary services.....		423600-P	1.4	5.6	-8.2	3.5	-1.7	0.2
Household appliances, electrical, and electronics wholesaler services.....		423600-1	1.4	5.6	-8.2	3.5	-1.7	0.2
Hardware, plumbing and heating equipment and supplies merchant wholesalers.....	4237		-5.8	-10.4	-2.5	0.4	3.3	2.5
Hardware, plumbing and heating equipment and supplies merchant wholesalers.....	42370		-5.8	-10.4	-2.5	0.4	3.3	2.5
Hardware, plumbing, and heating equipment and supplies merchant wholesalers.....	423700		-6.4	-11.0	-2.5	0.4	3.3	2.5
Primary services.....		423700-P	5.6	-0.2	-2.7	0.4	3.6	2.7
Hardware, plumbing, and heating equipment and supplies wholesaler services.....		423700-1	5.6	-0.2	-2.7	0.4	3.6	2.7
Machinery, equipment, and supplies merchant wholesalers.....	4238		21.5	3.2	1.0	0.5	-0.6	0.9
Machinery, equipment, and supplies merchant wholesalers.....	42380		21.5	3.2	1.0	0.5	-0.6	0.9
Machinery and supply merchant wholesalers.....	423800		21.5	3.3	0.9	0.5	-0.7	0.9
Primary services.....		423800-P	22.4	3.6	0.6	0.9	-1.0	1.1
Machinery and supply wholesaler services.....		423800-1	22.4	3.6	0.6	0.9	-1.0	1.1

See footnotes at end of table.

Table 12. Producer price index percentage changes for the net output of selected industries and their products, not seasonally adjusted — Continued
 [November 2022]

Title ¹	Industry code	Product code	Unadjusted 12-month percent change ²	Unadjusted 1-month percent change ²				
				Nov. 2021 to Nov. 2022 ^P	June to July	July to Aug. ^P	Aug. to Sept. ^P	Sept. to Oct. ^P
Machinery and supply merchant wholesalers - Continued								
Other receipts.....		423800-SM	17.2	1.5	2.6	-1.3	1.1	0.0
Miscellaneous durable goods merchant wholesalers (except materials recyclers).....	4239		3.9	-3.5	1.0	1.0	-0.6	-1.1
Miscellaneous durable goods merchant wholesalers (except materials recyclers).....	42390		3.9	-3.5	1.0	1.0	-0.6	-1.1
Miscellaneous durable goods, except recyclable material, merchant wholesalers.....	423900		3.8	-3.4	1.0	0.9	-0.6	-1.1
Primary services.....		423900-P	4.1	-3.7	1.0	1.3	-0.7	-1.1
Miscellaneous durable goods wholesaler services.....		423900-1	4.1	-3.7	1.0	1.3	-0.7	-1.1
Merchant wholesalers, nondurable goods.....	424		15.4	1.2	1.9	-0.4	0.6	0.9
Paper and paper product merchant wholesalers.....	4241		43.5	0.3	0.2	6.5	1.6	1.2
Paper and paper product merchant wholesalers.....	42410		43.5	0.3	0.2	6.5	1.6	1.2
Paper and paper product merchant wholesalers.....	424100		43.5	0.3	0.2	6.5	1.6	1.2
Primary services.....		424100-P	43.1	0.4	0.2	6.5	1.6	1.1
Paper wholesaler services.....		424100-1	43.1	0.4	0.2	6.5	1.6	1.1
Wholesaling of paper and paper products.....		424100-11	42.0	0.5	0.0	5.7	1.7	1.2
Wholesaling of all other goods, except paper and paper products.....		424100-12	52.7	-1.0	1.2	12.9	1.4	0.2
Drugs and druggists' sundries merchant wholesalers.....	4242		5.8	-0.1	6.8	-1.2	-2.9	-0.8
Drugs and druggists' sundries merchant wholesalers.....	42420		5.8	-0.1	6.8	-1.2	-2.9	-0.8
Drugs and druggists' sundries merchant wholesalers.....	424200		5.8	-0.1	6.8	-1.2	-2.9	-0.8
Primary products.....		424200-P	5.8	-0.1	6.8	-1.2	-2.9	-0.8
Wholesaling of pharmaceuticals.....		424200-1	6.7	-0.1	7.8	-1.4	-2.7	-0.7
Wholesaling of all other goods, except pharmaceuticals.....		424200-2	1.3	-0.2	1.5	-0.1	-4.1	-1.0
Apparel and piece goods merchant wholesalers.....	4243		9.7	2.3	1.9	2.8	5.5	-2.0
Apparel and piece goods merchant wholesalers.....	42430		9.7	2.3	1.9	2.8	5.5	-2.0
Apparel and piece goods merchant wholesalers.....	424300		9.7	2.3	1.9	2.8	5.5	-2.0
Primary services.....		424300-P	9.7	2.3	1.9	2.8	5.5	-2.0
Apparel wholesaler services.....		424300-1	9.7	2.3	1.9	2.8	5.5	-2.0
Wholesaling of apparel.....		424300-11	5.5	0.2	2.7	1.8	6.2	-4.1
Grocery and related product merchant wholesalers.....	4244		17.2	2.2	3.5	-2.1	2.0	0.8
Grocery and related product merchant wholesalers.....	42440		17.2	2.2	3.5	-2.1	2.0	0.8
Grocery and related product merchant wholesalers.....	424400		17.2	2.2	3.5	-2.1	2.0	0.8
Primary services.....		424400-P	17.2	2.2	3.6	-2.1	2.0	0.8
Grocery and related product wholesaler services.....		424400-1	17.2	2.2	3.6	-2.1	2.0	0.8
Wholesaling of fresh meat, seafood, dairy, and fruits and vegetables.....		424400-11	10.6	3.7	-3.0	0.1	0.6	2.9
Wholesaling of packaged frozen and canned foods.....		424400-12	16.9	-3.3	6.8	2.2	4.8	-1.6
Wholesaling of baked goods, non-alcoholic beverages, and all other groceries.....		424400-13	23.5	4.4	7.0	-6.6	4.1	0.7
Wholesaling of all other goods, except groceries.....		424400-14	14.5	-0.4	4.6	2.1	-9.9	0.1
Chemicals and allied products merchant wholesalers.....	4246		-1.3	-1.4	-1.3	0.6	-1.5	0.6
Chemicals and allied products merchant wholesalers.....	42460		-1.3	-1.4	-1.3	0.6	-1.5	0.6
Chemicals and allied products merchant wholesalers.....	424600		-1.3	-1.4	-1.3	0.6	-1.5	0.6
Primary products.....		424600-P	-1.7	-1.6	-1.3	0.6	-1.5	0.6
Wholesaling of chemicals, plastics, and allied products.....		424600-1	-2.6	-1.9	-1.4	0.7	-1.7	0.6
Wholesaling of all other goods, except chemicals, plastics, and allied products.....		424600-2	15.9	2.2	-0.3	-0.6	1.6	0.0
Petroleum and petroleum products merchant wholesalers.....	4247		22.6	2.6	-2.5	-1.3	2.8	4.8
Petroleum and petroleum products merchant wholesalers.....	42470		22.6	2.6	-2.5	-1.3	2.8	4.8
Petroleum and petroleum products merchant wholesalers.....	424700		22.6	2.6	-2.5	-1.3	2.8	4.8
Primary products.....		424700-P	22.9	2.8	-2.6	-1.6	2.9	5.1
Wholesaling of petroleum products.....		424700-1	23.4	2.9	-2.6	-1.5	2.9	5.2
Wholesaling of all other goods, except petroleum products.....		424700-2	3.7	-1.3	-2.0	-8.1	3.5	0.6
Other receipts.....		424700-SM	-	-0.2	-0.7	5.2	-	-
Beer, wine, and distilled alcoholic beverage merchant wholesalers.....	4248		16.1	0.8	1.4	1.3	1.8	1.1
Beer, wine, and distilled alcoholic beverage merchant wholesalers.....	42480		16.1	0.8	1.4	1.3	1.8	1.1
Beer, wine, and distilled alcoholic beverage merchant wholesalers.....	424800		16.1	0.8	1.4	1.3	1.8	1.1
Primary services.....		424800-P	16.1	0.8	1.4	1.3	1.8	1.1
Alcoholic beverage wholesaler services.....		424800-1	16.1	0.8	1.4	1.3	1.8	1.1
Wholesaling of beer, wine, and distilled alcoholic beverages.....		424800-11	16.2	0.8	1.4	1.3	1.8	1.1
Wholesaling of all other goods, except alcoholic beverages.....		424800-12	12.1	1.7	1.8	-0.7	2.6	-1.3

See footnotes at end of table.

Table 12. Producer price index percentage changes for the net output of selected industries and their products, not seasonally adjusted — Continued
 [November 2022]

Title ¹	Industry code	Product code	Unadjusted 12-month percent change ²	Unadjusted 1-month percent change ²				
				Nov. 2021 to Nov. 2022 ^P	June to July	July to Aug. ^P	Aug. to Sept. ^P	Sept. to Oct. ^P
Beer, wine, and distilled alcoholic beverage merchant wholesalers - Continued								
Miscellaneous nondurable goods merchant wholesalers	4249		23.3	2.0	1.4	-2.6	-1.3	-0.1
Miscellaneous nondurable goods merchant wholesalers	42490		23.3	2.0	1.4	-2.6	-1.3	-0.1
Miscellaneous nondurable goods merchant wholesalers	424900		23.3	2.0	1.4	-2.6	-1.3	-0.1
Primary services		424900-P	23.3	2.0	1.4	-2.6	-1.4	0.0
Miscellaneous nondurable good wholesaler services		424900-1	23.3	2.0	1.4	-2.6	-1.4	0.0
Material recyclers	429930		-27.2	-8.8	-3.3	-4.9	-6.0	-2.2
Primary products		429930-P	-28.7	-9.2	-3.4	-5.1	-6.3	-2.4
Ferrous metal scrap		429930-1	-34.6	-13.1	-8.0	-3.1	-3.9	-2.6
Carbon steel scrap		429930-11	-35.0	-12.6	-8.2	-3.7	-3.7	-3.6
Heavy melting scrap		429930-111	-	-	-	-	-	-
Carbon steel scrap bundles		429930-112	-41.3	-23.7	-10.6	-6.8	-7.2	-5.3
Shredded carbon steel scrap		429930-113	-34.6	-9.0	-6.1	-7.2	-6.5	-5.6
Cut plate and structural scrap		429930-114	-30.3	-8.4	-6.3	-2.4	-1.7	-1.3
Other carbon steel scrap		429930-115	-	-	-	-	-	-
Stainless and alloy steel scrap		429930-12	-34.1	-23.8	-2.0	2.1	-9.3	10.2
Cast iron scrap		429930-13	-	-8.9	-	-	-	-
Other ferrous scrap		429930-14	-	-13.7	-21.5	9.1	-2.4	-
Nonferrous metal scrap		429930-2	-10.4	-9.6	5.2	-1.8	-4.3	1.8
Copper base scrap		429930-21	-8.8	-15.4	3.3	1.2	-2.8	10.2
No 1 copper wire, heavy		429930-211	-12.7	-17.3	3.2	1.4	-4.5	11.6
No 2 copper wire, mixed		429930-212	-12.4	-18.3	3.3	2.3	-4.7	12.4
Yellow brass scrap		429930-213	-	-24.2	8.4	1.5	-0.2	-
Used beverage can scrap		429930-223	-17.1	-16.0	1.3	-5.9	-7.7	8.8
Other old aluminum base scrap		429930-224	-11.0	-12.0	-1.7	-2.2	1.4	1.2
Other nonferrous scrap (including lead, zinc and precious metals)		429930-23	-0.2	13.3	3.8	-1.8	-3.0	-2.2
Recyclable paper		429930-3	-68.5	3.4	-11.0	-26.3	-31.9	-21.8
News and other low grade recyclable paper		429930-31	-46.1	0.7	-2.9	-11.9	-30.5	-17.4
Corrugated recyclable paper		429930-33	-78.7	3.9	-10.0	-30.0	-37.9	-33.9
High grade recyclable paper (including pulp substitutes and deinking)		429930-34	-39.4	2.9	-16.2	-21.2	-17.9	-0.6
Recyclable materials, excluding metals and paper		429930-4	-1.8	-0.6	0.0	-1.8	-2.4	-4.5
Recyclable plastics		429930-42	-11.7	0.0	-0.3	-6.9	-9.6	-4.5
Other receipts		429930-SM1	-	-	-	-	-	-
Motor vehicle and parts dealers	441		2.8	-0.5	-0.3	-0.1	-1.3	-1.3
Automobile dealers	4411		-0.1	-1.2	-0.7	-0.2	-1.9	-1.4
New car dealers	44111		-0.1	-1.2	-0.7	-0.2	-1.9	-1.4
New car dealers	441110		0.0	-1.2	-0.7	-0.2	-1.9	-1.4
Primary services		441110-P	-2.2	-1.3	-0.7	-0.2	-2.1	-1.8
Vehicle sales		441110-1	-9.1	-2.9	-1.7	-0.9	-5.1	-4.3
New vehicle sales		441110-101	2.1	-2.2	-1.0	-0.6	-3.9	-6.6
Used vehicle sales		441110-102	-23.5	-4.1	-3.0	-1.5	-7.1	0.0
Service labor and parts		441110-2	3.5	0.0	0.2	0.3	0.2	0.0
Other receipts		441110-SM	6.4	-0.8	-0.9	-0.1	-1.4	0.0
Recreational vehicle dealers	44121		-27.9	-2.5	-0.2	-8.1	-5.6	0.0
Recreational vehicle dealers	441210		-27.9	-2.5	-0.2	-8.1	-5.6	0.0
Primary services		441210-P	-29.0	-3.0	-1.5	-7.5	-6.1	0.0
Recreational vehicle dealer services		441210-1	-29.0	-3.0	-1.5	-7.5	-6.1	0.0
Boat dealers	441222		24.4	-0.6	0.9	2.0	1.0	0.0
Primary services		441222-P	24.4	-0.6	0.9	2.0	1.0	0.0
Boat dealer services		441222-1	24.4	-0.6	0.9	2.0	1.0	0.0
Automotive parts, accessories and tire stores	4413		16.1	2.7	1.1	0.7	1.1	-1.8
Automotive parts and accessories stores	44131		17.4	3.0	0.0	1.1	0.8	-2.6
Automotive parts and accessories stores	441310		17.4	3.0	0.0	1.1	0.8	-2.6
Primary services		441310-P	17.4	3.0	0.0	1.1	0.8	-2.6
Automotive parts and accessories store services		441310-1	17.4	3.0	0.0	1.1	0.8	-2.6
Tire dealers	44132		13.6	2.0	3.3	-0.1	1.7	-0.4
Tire dealers	441320		13.6	2.0	3.3	-0.1	1.7	-0.4
Primary services		441320-P	13.6	2.0	3.3	-0.1	1.7	-0.4
Tire dealer services		441320-1	13.6	2.0	3.3	-0.1	1.7	-0.4
Furniture and home furnishings stores	442		11.0	0.6	2.0	0.8	1.5	0.7

See footnotes at end of table.

Table 12. Producer price index percentage changes for the net output of selected industries and their products, not seasonally adjusted — Continued
 [November 2022]

Title ¹	Industry code	Product code	Unadjusted 12-month percent change ²	Unadjusted 1-month percent change ²				
				Nov. 2021 to Nov. 2022 ^P	June to July	July to Aug. ^P	Aug. to Sept. ^P	Sept. to Oct. ^P
Furniture and home furnishings stores - Continued								
Furniture stores.....	4421		-3.2	-0.8	0.0	3.5	-3.3	1.0
Furniture stores.....	44211		-3.2	-0.8	0.0	3.5	-3.3	1.0
Furniture stores.....	442110		-3.2	-0.8	0.0	3.5	-3.3	1.0
Primary services.....		442110-P	-3.8	-1.1	0.0	3.8	-3.5	0.9
Furniture store services.....		442110-1	-3.8	-1.1	0.0	3.8	-3.5	0.9
Other receipts.....		442110-SM1	7.0	3.6	0.1	-0.8	-0.1	3.1
Floor covering stores.....	44221		28.1	2.1	4.0	-1.8	6.3	0.4
Floor covering stores.....	442210		28.1	2.1	4.0	-1.8	6.3	0.4
Primary services.....		442210-P	28.1	2.1	4.0	-1.8	6.3	0.4
Floor covering store services.....		442210-1	28.1	2.1	4.0	-1.8	6.3	0.4
Electronics and appliance stores.....	443		9.6	-5.0	-0.4	-1.6	-1.3	0.6
Electronics and appliance stores.....	4431		10.8	-5.0	-0.4	-1.6	-1.3	0.6
Electronics and appliance stores.....	44310		10.9	-5.0	-0.4	-1.6	-1.3	0.6
Electronics and appliance stores.....	443100		11.0	-5.0	-0.4	-1.6	-1.3	0.6
Primary products.....		443100-P	12.0	-5.0	-0.4	-1.6	-1.3	0.6
Retailing of entertainment and communication products.....		443100-1	4.6	-6.5	-0.8	-2.8	-4.1	-1.0
Retailing of computers, hardware, software, and supplies.....		443100-2	12.4	-6.3	-1.0	3.0	1.1	0.7
Retailing of major household appliances.....		443100-3	14.5	-2.4	-3.0	-4.7	0.6	3.1
Retailing of all other goods.....		443100-4	20.0	-3.4	4.6	-3.6	-3.9	-0.1
Building material and garden equipment and supply dealers.....	444		7.8	-3.4	-4.5	-2.3	1.1	0.2
Building material and supplies dealers.....	4441		7.0	-3.7	-4.9	-3.0	1.5	0.2
Building material and supplies dealers.....	44410		7.0	-3.7	-4.9	-3.0	1.5	0.2
Building materials and supplies dealers.....	444100		7.0	-3.7	-4.9	-3.0	1.5	0.2
Primary services.....		444100-P	7.0	-3.7	-4.9	-3.0	1.5	0.2
Building materials and supplies dealer services.....		444100-1	7.0	-3.7	-4.9	-3.0	1.5	0.2
Retailing of building materials, paint, and hardware.....		444100-11	4.2	-6.6	-6.0	-3.9	1.7	0.4
Retailing of all other goods.....		444100-12	17.6	8.4	-0.7	0.3	1.0	-0.5
Lawn and garden equip and supplies stores.....	4442		15.2	0.0	-0.8	3.5	-2.1	0.1
Nursery, garden and farm supply stores.....	44422		15.2	0.0	-0.8	3.5	-2.1	0.1
Nursery, garden, and farm supply stores.....	444220		15.2	0.0	-0.8	3.5	-2.1	0.1
Primary services.....		444220-P	15.2	0.0	-0.8	3.5	-2.1	0.1
Nursery, garden center, and farm supply store services.....		444220-1	15.2	0.0	-0.8	3.5	-2.1	0.1
Food and beverage stores.....	445		18.4	-1.5	1.7	1.7	4.1	0.5
Grocery stores.....	4451		19.0	-1.8	2.0	1.6	4.5	0.1
Grocery (except convenience) stores.....	44511		19.0	-1.8	2.0	1.6	4.5	0.1
Supermarkets and other grocery stores.....	445110		19.0	-1.8	2.0	1.6	4.5	0.1
Primary services.....		445110-P	19.0	-1.8	2.0	1.6	4.5	0.1
Supermarket and other grocery store services.....		445110-3	19.0	-1.8	2.0	1.6	4.5	0.1
Retailing of food and beverage products.....		445110-32	19.5	-1.9	2.3	2.0	5.0	0.0
Retailing of fresh meats.....		445110-321	15.1	-4.3	1.7	2.2	2.2	2.8
Retailing of fresh fruits and vegetables.....		445110-322	8.2	-0.8	3.4	1.5	-0.7	-1.0
Retailing of bakery products.....		445110-323	12.9	-0.8	1.1	0.2	5.0	0.1
Retailing of dairy products.....		445110-324	27.7	-4.7	9.7	3.7	9.5	-0.7
Retailing of deli products.....		445110-325	14.9	0.9	1.1	-0.7	2.6	0.7
Retailing of frozen food products.....		445110-326	17.9	2.9	-4.4	0.0	7.3	-2.0
Retailing of alcoholic beverages.....		445110-327	11.7	2.0	2.2	0.2	14.2	-3.7
Retailing of all other food and beverage products.....		445110-328	30.8	-2.3	2.5	3.3	7.0	-0.5
Retailing of nonfood products.....		445110-33	16.7	-1.8	0.6	0.2	2.1	0.7
Retailing of cleaning and paper products.....		445110-331	15.9	1.3	-4.4	1.9	2.5	-0.9
Retailing of health and beauty products.....		445110-332	10.6	-2.8	1.0	0.8	3.8	1.3
Retailing of all other nonfood products.....		445110-333	20.8	-2.4	2.3	-0.6	0.9	0.9
Specialty food stores.....	4452		18.0	3.3	0.8	1.2	-1.3	6.1
Specialty food stores.....	445200		18.0	3.3	0.8	1.2	-1.3	6.1
Primary services.....		445200-P	18.1	3.4	0.8	1.3	-1.3	6.1
Specialty food store services.....		445200-1	18.1	3.4	0.8	1.3	-1.3	6.1
Beer, wine, and liquor stores.....	4453		9.6	-0.3	-1.7	3.2	2.0	1.9

See footnotes at end of table.

Table 12. Producer price index percentage changes for the net output of selected industries and their products, not seasonally adjusted — Continued
 [November 2022]

Title ¹	Industry code	Product code	Unadjusted 12-month percent change ²	Unadjusted 1-month percent change ²				
			Nov. 2021 to Nov. 2022 ^P	June to July	July to Aug. ^P	Aug. to Sept. ^P	Sept. to Oct. ^P	Oct. to Nov. ^P
Beer, wine, and liquor stores - Continued								
Beer, wine, and liquor stores.....	44531		9.6	-0.3	-1.7	3.2	2.0	1.9
Beer, wine, and liquor stores.....	445310		9.6	-0.3	-1.7	3.2	2.0	1.9
Primary services.....		445310-P	9.6	-0.3	-1.7	3.2	2.0	1.9
Beer, wine, and liquor store services.....		445310-1	9.6	-0.3	-1.7	3.2	2.0	1.9
Retailing of beer, wine, and liquor.....		445310-11	9.1	-0.4	-2.2	3.9	1.7	2.0
Retailing of all other goods and sales of prepared foods.....		445310-12	12.0	0.4	1.1	0.1	3.8	1.7
Health and personal care stores.....	446		-3.1	1.4	-0.3	-0.3	-2.1	-0.7
Health and personal care stores.....	4461		-3.1	1.4	-0.3	-0.3	-2.1	-0.7
Pharmacies and drug stores.....	44611		-3.8	2.5	-0.6	-0.9	-2.5	-0.9
Pharmacies and drug stores.....	446110		-3.8	2.5	-0.6	-0.9	-2.5	-0.9
Primary services.....		446110-P	-3.8	2.5	-0.6	-0.9	-2.5	-0.9
Retailing of prescription drugs.....		446110-1	-2.9	3.4	0.5	-1.3	-2.8	-1.3
Retailing of over-the-counter drugs and all other goods.....		446110-4	-5.6	0.7	-3.1	0.1	-1.9	0.0
Retailing of over-the-counter drugs.....		446110-41	-6.5	-2.2	-2.5	0.1	0.6	0.0
Retailing of all other goods.....		446110-42	-5.4	1.4	-3.2	0.1	-2.6	0.0
Optical goods stores.....	44613		-6.4	-5.4	1.6	3.8	-0.5	-0.1
Optical goods stores.....	446130		-6.4	-5.4	1.6	3.8	-0.5	-0.1
Primary services.....		446130-P	-6.9	-5.8	1.7	4.1	-0.6	-0.1
Optical goods store services.....		446130-1	-6.9	-5.8	1.7	4.1	-0.6	-0.1
Food (health) supplement stores.....	446191		6.6	-0.4	0.0	0.3	0.0	-0.2
Primary services.....		446191-P	6.6	-0.4	0.0	0.3	0.0	-0.2
Food (health) supplement store services.....		446191-1	6.6	-0.4	0.0	0.3	0.0	-0.2
Gasoline stations.....	447		10.9	7.7	9.0	-8.0	-3.9	0.3
Gasoline stations.....	4471		10.9	7.7	9.0	-8.0	-3.9	0.3
Gasoline stations.....	44710		10.9	7.7	9.0	-8.0	-3.9	0.3
Gasoline stations.....	447100		10.8	7.7	9.1	-8.0	-3.9	0.3
Primary products.....		447100-P	10.2	8.1	9.8	-8.1	-4.1	0.4
Gasoline station services.....		447100-1	10.2	8.1	9.8	-8.1	-4.1	0.4
Retailing of automotive fuels and lubricants.....		447100-11	16.7	12.6	13.3	-11.6	-4.9	3.8
Retailing of all other goods, sales of prepared foods, and repair services.....		447100-12	-2.6	-0.9	1.9	0.5	-2.5	-6.8
Clothing and clothing accessories stores.....	448		1.3	-5.2	4.1	8.1	4.3	-1.3
Clothing stores.....	4481		0.1	-6.9	3.7	11.7	5.7	-1.9
Clothing stores.....	44810		0.1	-6.9	3.7	11.7	5.7	-1.9
Clothing stores.....	448100		0.1	-6.9	3.7	11.7	5.7	-1.9
Primary services.....		448100-P	0.1	-6.9	3.7	11.7	5.7	-1.9
Retailing of apparel.....		448100-1	-0.2	-6.6	3.2	9.8	5.6	-2.4
Retailing of men's apparel.....		448100-11	1.4	-6.5	7.3	3.6	2.5	-2.3
Retailing of women's apparel.....		448100-12	0.5	-6.3	1.3	10.8	7.2	-2.5
Retailing of children's apparel.....		448100-13	-6.7	-9.0	4.2	19.2	3.7	-2.1
Retailing of all other goods.....		448100-2	1.5	-8.3	6.3	20.5	6.4	0.6
Shoe stores.....	4482		2.9	-2.3	10.8	0.3	1.6	0.4
Shoe stores.....	44821		2.9	-2.3	10.8	0.3	1.6	0.4
Shoe stores.....	448210		2.9	-2.3	10.8	0.3	1.6	0.4
Primary services.....		448210-P	2.9	-2.3	10.8	0.3	1.6	0.4
Shoe store services.....		448210-1	2.9	-2.3	10.8	0.3	1.6	0.4
Jewelry, luggage and leather goods stores.....	4483		6.5	0.4	0.0	-0.6	-0.5	-0.1
Jewelry stores.....	44831		6.5	0.4	0.0	-0.6	-0.5	-0.1
Jewelry stores.....	448310		6.5	0.4	0.0	-0.6	-0.5	-0.1
Primary services.....		448310-P	6.5	0.4	0.0	-0.6	-0.5	-0.1
Jewelry store services.....		448310-1	6.5	0.4	0.0	-0.6	-0.5	-0.1
Sporting goods, hobby, and book stores.....	451		-3.9	1.9	4.2	-6.3	8.8	-4.5
Sporting goods and hobby stores.....	4511		-5.5	1.9	4.6	-7.5	10.6	-5.5
Sporting goods stores.....	45111		-7.2	2.6	6.1	-9.9	14.3	-7.2
Sporting goods stores.....	451110		-7.2	2.6	6.1	-9.9	14.3	-7.2
Primary services.....		451110-P	-7.2	2.6	6.1	-9.9	14.3	-7.2

See footnotes at end of table.

Table 12. Producer price index percentage changes for the net output of selected industries and their products, not seasonally adjusted — Continued
 [November 2022]

Title ¹	Industry code	Product code	Unadjusted 12-month percent change ²	Unadjusted 1-month percent change ²				
				Nov. 2021 to Nov. 2022 ^P	June to July	July to Aug. ^P	Aug. to Sept. ^P	Sept. to Oct. ^P
Sporting goods stores - Continued								
Sporting goods store services.....		451110-1	-7.2	2.6	6.1	-9.9	14.3	-7.2
Retailing of sporting goods.....		451110-11	-8.8	4.8	2.3	-4.5	4.6	-11.5
Hobby, toy and game stores.....	45112		-0.1	-0.2	0.0	0.0	0.3	0.0
Hobby, toy, and game stores.....	451120		-0.1	-0.2	0.0	0.0	0.3	0.0
Primary services.....		451120-P	-0.1	-0.2	0.0	0.0	0.3	0.0
Hobby, toy, and game store services.....		451120-1	-0.1	-0.2	0.0	0.0	0.3	0.0
Retailing of hobby and craft goods, toys, and games (including video games) ...		451120-11	-0.3	-0.4	0.0	0.0	0.5	0.0
Retailing of all other goods.....		451120-12	0.1	0.0	0.0	0.0	-0.1	0.0
Book, periodical and music stores.....	4512		3.5	2.0	2.4	-1.0	1.2	0.0
Book stores and news dealers.....	45121		3.5	2.0	2.4	-0.9	1.2	0.0
Book stores.....	451211		3.5	2.0	2.4	-1.0	1.2	0.0
Primary services.....		451211-P	3.5	2.0	2.4	-1.0	1.2	0.0
Book store services.....		451211-1	3.5	2.0	2.4	-1.0	1.2	0.0
Retailing of books.....		451211-101	5.1	2.9	3.5	-1.4	1.7	0.0
Retailing of all other goods.....		451211-102	0.0	0.0	0.0	0.0	0.0	0.0
General merchandise stores.....	452		13.9	4.1	0.7	-0.1	1.5	-0.9
Department stores.....	4522		4.1	-4.1	-1.3	4.1	7.6	0.3
Department stores.....	45221		4.1	-4.1	-1.3	4.1	7.6	0.3
Department stores.....	452210		4.1	-4.1	-1.3	4.1	7.6	0.3
Primary services.....		452210-P	4.1	-4.1	-1.3	4.1	7.6	0.3
Department store services.....		452210-1	4.1	-4.1	-1.3	4.1	7.6	0.3
Other general merchandise stores.....	4523		18.6	7.6	1.5	-1.7	-0.8	-1.4
Other general merchandise stores.....	45231		18.6	7.6	1.5	-1.7	-0.8	-1.4
Other general merchandise stores.....	452310		18.6	7.6	1.5	-1.7	-0.8	-1.4
Primary services.....		452310-P	17.4	7.1	1.6	-1.8	-0.9	-1.5
Other general merchandise store services.....		452310-1	17.4	7.1	1.6	-1.8	-0.9	-1.5
Warehouse clubs and supercenters.....		452310-11	18.8	6.2	1.8	-2.2	-1.1	-1.8
All other general merchandise stores.....		452310-12	11.9	11.3	0.4	-0.2	0.0	-0.1
Office supplies, stationery and gift stores.....	4532		7.5	2.4	1.4	0.1	-1.3	0.7
Office supplies, stationery and gift stores.....	45320		7.5	2.4	1.4	0.1	-1.3	0.7
Office supplies, stationery, and gift stores.....	453200		7.5	2.4	1.4	0.1	-1.3	0.7
Primary services.....		453200-P	7.5	2.4	1.4	0.1	-1.3	0.7
Office supplies, stationery, and gift store services.....		453200-1	7.5	2.4	1.4	0.1	-1.3	0.7
Nonstore retailers.....	454		8.8	1.6	3.7	-0.5	-5.1	8.6
Electronic and mail-order shopping.....	454110		-1.5	-0.6	0.8	0.3	0.7	-0.6
Primary services.....		454110-P	-2.0	-0.6	0.9	0.3	0.8	-0.6
Electronic and mail-order shopping services.....		454110-1	-2.0	-0.6	0.9	0.3	0.8	-0.6
Electronic and mail-order drugs, health aids, and cosmetics.....		454110-11	-	0.6	-0.4	0.2	0.1	-
Electronic and mail-order apparel and footwear.....		454110-12	7.2	-11.1	-1.5	12.2	-2.7	7.7
Electronic and mail-order electronic goods, including appliances.....		454110-13	12.4	1.7	-0.8	-0.7	1.9	-2.8
Electronic and mail-order home furnishings, hardware, and related goods.....		454110-14	-1.5	3.9	13.3	-2.7	5.1	-4.8
Electronic and mail-order services for all other goods.....		454110-15	-10.3	-2.0	0.2	-1.5	0.7	-1.5
Fuel dealers.....	45431		40.4	7.4	10.9	-2.3	-19.1	35.6
Fuel dealers.....	454310		40.4	7.4	10.9	-2.3	-19.1	35.6
Primary services.....		454310-P	40.4	7.4	10.9	-2.3	-19.1	35.6
Fuel dealer services.....		454310-1	40.4	7.4	10.9	-2.3	-19.1	35.6
Air transportation.....	481		16.9	-3.7	-1.5	-3.6	5.2	-4.3
Scheduled air transportation.....	4811		17.8	-4.1	-1.6	-3.8	5.8	-4.8
Scheduled air transportation.....	48111		17.8	-4.1	-1.6	-3.8	5.8	-4.8
Scheduled passenger air transportation.....	481111		18.9	-4.3	-1.7	-4.0	6.3	-5.0
Primary services.....		481111-P	18.9	-4.3	-1.7	-4.0	6.3	-5.0
Domestic.....		481111-1	17.3	-5.9	-1.2	-1.7	6.9	-7.2
Domestic first class, including business.....		481111-101	10.9	-14.7	-1.8	7.8	5.6	-11.7
Domestic coach.....		481111-102	18.0	-4.9	-1.1	-2.7	7.1	-6.7
International.....		481111-2	25.1	1.5	-3.3	-11.9	3.9	3.7
International first class, including business.....		481111-201	4.7	8.6	-7.6	8.2	16.1	-21.3

See footnotes at end of table.

Table 12. Producer price index percentage changes for the net output of selected industries and their products, not seasonally adjusted — Continued
 [November 2022]

Title ¹	Industry code	Product code	Unadjusted 12-month percent change ²	Unadjusted 1-month percent change ²					
				Nov. 2021 to Nov. 2022 ^P	June to July	July to Aug. ^P	Aug. to Sept. ^P	Sept. to Oct. ^P	Oct. to Nov. ^P
Scheduled passenger air transportation - Continued									
International coach.....		481111-202	27.6	0.8	-2.8	-13.8	2.4	7.0	
Scheduled freight air transportation.....	481112		-0.2	0.1	0.5	-0.2	-3.2	-1.5	
Primary services.....		481112-P	-11.6	-1.3	0.8	-0.4	-5.2	-3.9	
Scheduled freight air transportation services.....		481112-1	-12.0	-1.3	0.8	-0.4	-5.4	-4.1	
Domestic scheduled freight air transportation services.....		481112-101	2.3	1.2	-0.9	-0.9	0.0	-0.2	
International scheduled freight air transportation services.....		481112-102	-21.5	-3.1	2.2	0.0	-9.4	-7.2	
Scheduled mail air transportation services.....		481112-2	0.0	0.0	0.0	-0.1	0.0	0.0	
Nonscheduled air transportation.....	4812		8.5	-0.2	-1.1	-0.9	0.0	0.7	
Nonscheduled air transportation.....	48121		8.5	-0.2	-1.1	-0.9	0.0	0.7	
Nonscheduled air passenger chartering.....	481211		7.6	-0.3	0.1	-0.2	0.0	1.1	
Primary services.....		481211-P	8.3	-0.4	0.2	-0.2	0.0	1.2	
Domestic nonscheduled air passenger services.....		481211-1	8.8	-0.4	0.2	-0.2	0.0	1.5	
International nonscheduled air passenger services.....		481211-2	6.2	0.0	0.0	0.0	0.0	0.0	
Nonscheduled air freight chartering.....	481212		10.8	-0.1	-3.7	-2.5	0.0	0.0	
Primary services.....		481212-P	10.8	-0.1	-4.0	-2.7	0.0	0.0	
Domestic nonscheduled air freight services.....		481212-1	23.6	0.0	0.3	2.4	0.0	0.0	
International nonscheduled air freight services.....		481212-2	8.2	-0.2	-4.8	-3.8	0.0	0.0	
Rail transportation.....	482		8.4	1.2	-0.4	0.0	-0.7	0.6	
Rail transportation.....	4821		8.4	1.2	-0.4	0.0	-0.7	0.6	
Rail transportation.....	48211		8.4	1.2	-0.4	0.0	-0.7	0.6	
Line-haul railroads.....	482111		8.4	1.2	-0.4	0.0	-0.7	0.6	
Primary services.....		482111-P	8.4	1.2	-0.4	0.0	-0.7	0.6	
Freight rail transportation.....		482111-4	8.6	1.2	-0.4	0.0	-0.7	0.6	
Carload freight rail transportation.....		482111-411	7.1	1.3	0.5	-0.4	-0.4	0.0	
Intermodal freight rail transportation.....		482111-412	14.5	1.0	-3.5	1.4	-1.7	3.1	
Passenger rail transportation.....		482111-5	2.1	-0.1	0.0	0.0	0.0	0.0	
Coach service class.....		482111-506	3.0	-0.2	0.0	0.0	0.0	0.0	
All other service classes.....		482111-507	0.9	0.0	0.0	0.0	0.0	0.0	
Water transportation.....	483		28.6	2.6	1.8	1.1	-0.2	1.4	
Deep sea freight transportation.....	483111		33.6	3.5	3.1	2.0	-0.5	1.4	
Primary services.....		483111-P	33.6	3.5	3.2	2.0	-0.5	1.4	
Deep sea freight transportation services.....		483111-5	33.6	3.5	3.2	2.0	-0.5	1.4	
Coastal and Great Lakes freight transport.....	483113		24.6	1.9	0.6	0.2	0.2	1.4	
Primary services.....		483113-P	24.8	1.5	0.6	0.2	0.2	1.5	
Coastal and intercoastal freight transportation.....		483113-1	31.9	1.3	0.9	0.6	0.4	1.8	
Great Lakes - St. Lawrence Seaway freight transportation.....		483113-2	15.5	0.8	-2.5	-0.7	0.3	2.8	
Coastal and intercoastal towing transportation.....		483113-3	10.8	2.5	1.6	-0.5	-0.2	-0.3	
Inland water transportation.....	4832		17.8	1.0	-0.9	-0.7	0.4	0.9	
Inland water transportation.....	48321		17.8	1.0	-0.9	-0.7	0.4	0.9	
Inland water freight transportation.....	483211		17.8	1.0	-0.9	-0.7	0.4	0.9	
Primary services.....		483211-P	18.1	1.0	-1.0	-0.8	0.4	0.9	
Inland water freight transportation services.....		483211-3	18.1	1.0	-1.0	-0.8	0.4	0.9	
Truck transportation.....	484		12.2	-0.3	-1.6	-1.0	-0.1	1.1	
General freight trucking.....	4841		10.7	-0.6	-1.8	-1.2	-0.2	1.3	
General freight trucking, local.....	48411		14.6	1.7	-0.7	0.1	0.2	0.1	
General freight trucking, local.....	484110		14.6	1.7	-0.7	0.1	0.2	0.1	
Primary services.....		484110-P	13.8	2.1	-0.3	-0.2	0.1	0.0	
General freight trucking services, local.....		484110-1	13.8	2.1	-0.3	-0.2	0.1	0.0	
General freight trucking, local, truckload.....		484110-15	15.5	2.7	0.0	-0.4	0.0	0.0	
General freight trucking, local, less than truckload.....		484110-16	9.1	0.3	-1.3	0.5	0.4	-0.1	
Other receipts.....		484110-SM	17.0	0.5	-1.9	0.8	0.4	0.3	
General freight trucking, long-distance.....	48412		10.0	-1.0	-2.1	-1.5	-0.2	1.6	
General freight trucking, long-distance TL.....	484121		9.5	0.3	-1.8	-2.2	0.7	1.4	
Primary services.....		484121-P	3.4	-0.1	-4.0	-1.4	-1.5	1.4	
General freight trucking, long-distance, truckload.....		484121-2	3.4	-0.1	-4.0	-1.4	-1.5	1.4	
General freight trucking, long-distance LTL.....	484122		11.2	-4.0	-2.6	0.3	-2.3	2.2	

See footnotes at end of table.

Table 12. Producer price index percentage changes for the net output of selected industries and their products, not seasonally adjusted — Continued
 [November 2022]

Title ¹	Industry code	Product code	Unadjusted 12-month percent change ²	Unadjusted 1-month percent change ²				
			Nov. 2021 to Nov. 2022 ^P	June to July	July to Aug. ^P	Aug. to Sept. ^P	Sept. to Oct. ^P	Oct. to Nov. ^P
General freight trucking, long-distance LTL - Continued								
Primary services.....		484122-P	11.2	-4.0	-2.6	0.3	-2.3	2.2
General freight trucking, long-distance less than truckload.....		484122-1	11.2	-4.0	-2.6	0.3	-2.3	2.2
Specialized freight trucking.....	4842		16.5	0.5	-1.0	-0.4	-0.1	0.4
Used household and office goods moving.....	48421		9.2	-0.1	-2.2	-2.1	-1.2	-0.5
Used household and office goods moving.....	484210		9.2	-0.1	-2.2	-2.1	-1.2	-0.5
Primary services.....		484210-P	9.2	-0.1	-2.2	-2.1	-1.2	-0.5
Used household and office goods moving, except local.....		484210-2	11.9	-0.2	-3.2	-2.0	-1.8	0.7
Residential moving services, except local.....		484210-21	12.0	-0.7	-4.1	-1.7	-2.1	0.4
Commercial and other goods moving services, except local.....		484210-22	11.4	1.6	0.0	-2.7	-0.5	1.6
Used household and office goods moving, local.....		484210-4	3.5	0.0	0.0	-2.4	0.0	-3.3
Residential moving services, local.....		484210-41	3.7	0.0	0.0	-3.9	0.0	-2.4
Commercial and other goods moving services, local.....		484210-42	2.6	0.0	0.0	2.5	0.0	-6.0
Specialized freight (except used) trucking, local.....	48422		19.9	0.1	-0.4	0.1	0.3	0.0
Specialized freight (except used goods) trucking, local.....	484220		19.9	0.1	-0.4	0.1	0.3	0.0
Primary services.....		484220-P	19.0	0.1	-0.4	0.1	0.3	0.0
Specialized freight (except used goods) trucking, local.....		484220-6	19.0	0.1	-0.4	0.1	0.3	0.0
Local hazardous materials trucking (except waste).....		484220-601	15.1	0.0	-1.0	0.0	0.0	0.0
Local agricultural products trucking without storage.....		484220-602	15.9	0.0	-1.6	0.7	2.0	0.0
Dump trucking.....		484220-603	26.0	0.0	0.0	0.0	0.0	0.0
Local specialized trucking without storage.....		484220-604	11.0	0.3	0.0	0.0	0.0	0.0
Specialized freight (except used) trucking, long-distance.....	48423		16.2	1.2	-1.2	-0.2	0.0	1.1
Specialized freight (except used goods) trucking, long-distance.....	484230		16.2	1.2	-1.2	-0.2	0.0	1.1
Primary services.....		484230-P	17.3	1.2	-1.3	-0.2	0.1	1.2
Specialized freight (except used goods) trucking, long-distance.....		484230-6	17.3	1.2	-1.3	-0.2	0.1	1.2
Agricultural products trucking, long-distance.....		484230-602	24.8	1.1	-2.6	2.0	0.4	0.9
All other specialized trucking, long-distance.....		484230-603	16.2	1.3	-1.2	-0.6	0.1	1.2
Pipeline Transportation.....	486		-	5.6	0.0	1.3	0.0	0.1
Pipeline transportation of crude oil.....	4861		7.6	8.5	0.0	0.0	0.2	0.0
Pipeline transportation of crude oil.....	48611		7.6	8.5	0.0	0.0	0.2	0.0
Pipeline transportation of crude oil.....	486110		7.6	8.5	0.0	0.0	0.2	0.0
Primary services.....		486110-P	7.6	8.5	0.0	0.0	0.3	0.0
Pipeline transportation of crude oil.....		486110-3	7.6	8.5	0.0	0.0	0.3	0.0
Trans-Alaskan Pipeline System transportation.....		486110-311	-9.2	-6.8	0.0	0.0	-1.6	0.0
Pipeline transportation of crude petroleum, except on the Trans-Alaskan Pipeline System.....		486110-312	8.8	9.6	0.0	0.0	0.4	0.0
Pipeline transportation of natural gas.....	4862		-	0.0	0.0	4.9	-0.2	0.0
Pipeline transportation of natural gas.....	48621		-	0.0	0.0	4.9	-0.2	0.0
Pipeline transportation of natural gas.....	486210		-	0.0	0.0	4.9	-0.2	0.0
Primary services.....		486210-P	-	0.0	0.0	4.9	-0.2	0.0
Pipeline transportation of natural gas services.....		486210-1	-	0.0	0.0	4.9	-0.2	0.0
Other pipeline transportation.....	4869		7.8	7.3	0.0	0.0	0.0	0.1
Pipeline transportation of refined petroleum products.....	48691		7.8	7.3	0.0	0.0	0.0	0.1
Refined petroleum product pipeline transport.....	486910		7.8	7.3	0.0	0.0	0.0	0.1
Primary services.....		486910-P	7.8	7.3	0.0	0.0	0.0	0.1
Pipeline transportation of refined petroleum products.....		486910-1	7.8	7.3	0.0	0.0	0.0	0.1
Transportation support activities.....	488		-6.4	0.8	1.4	-4.7	2.5	-5.6
Air transportation support activities.....	4881		3.9	0.2	0.2	-1.4	0.5	0.3
Airport operations.....	48811		2.9	0.9	1.0	-2.4	0.6	0.5
Other airport operations.....	488119		2.9	0.9	1.0	-2.4	0.6	0.5
Primary services.....		488119-P	2.9	0.9	1.0	-2.4	0.6	0.5
Aeronautical services.....		488119-5	-3.8	-1.1	0.4	-0.6	1.0	-0.2
Landing fees.....		488119-501	-10.3	-3.6	-0.1	0.0	-0.2	-0.9
Terminal rental.....		488119-502	3.7	1.7	1.3	-2.0	3.2	0.0
Other aeronautical services.....		488119-503	-5.2	-1.7	0.0	0.0	0.3	0.0
Non-aeronautical services.....		488119-6	17.5	4.7	2.0	-5.6	-0.1	1.6
Airport parking.....		488119-601	8.5	0.2	0.0	0.0	0.7	2.9
Lease space for rental cars.....		488119-602	47.8	14.9	7.0	-16.7	-2.8	0.0

See footnotes at end of table.

Table 12. Producer price index percentage changes for the net output of selected industries and their products, not seasonally adjusted — Continued
 [November 2022]

Title ¹	Industry code	Product code	Unadjusted 12-month percent change ²	Unadjusted 1-month percent change ²					
				Nov. 2021 to Nov. 2022 ^P	June to July	July to Aug. ^P	Aug. to Sept. ^P	Sept. to Oct. ^P	Oct. to Nov. ^P
Other airport operations - Continued									
Lease space for concessions.....		488119-603	26.5	5.1	-0.1	-4.0	1.3	2.5	
Other non-aeronautical services.....		488119-604	1.3	0.0	0.0	0.0	0.9	0.0	
Other air transportation support activities.....	48819		5.3	-0.8	-0.8	0.1	0.4	0.2	
Other support activities for air transport.....	488190		5.3	-0.8	-0.8	0.1	0.4	0.2	
Primary services.....		488190-P	5.1	-0.7	-0.8	0.1	0.4	0.0	
Other air transportation support activities.....		488190-5	5.1	-0.7	-0.8	0.1	0.4	0.0	
Water transportation support activities.....	4883		3.0	-0.1	0.2	-0.2	0.8	0.0	
Port and harbor operations.....	48831		3.1	-0.8	1.2	-0.7	0.9	0.0	
Port and harbor operations.....	488310		3.1	-0.8	1.2	-0.7	0.9	0.0	
Primary services.....		488310-P	3.1	-0.8	1.2	-0.8	0.9	0.0	
Port and harbor services.....		488310-1	3.1	-0.8	1.2	-0.8	0.9	0.0	
Marine cargo handling.....	48832		0.8	0.0	0.0	0.0	0.5	0.0	
Marine cargo handling.....	488320		0.8	0.0	0.0	0.0	0.5	0.0	
Primary services.....		488320-P	0.8	0.0	0.0	0.0	0.5	0.0	
Movement of containers.....		488320-8	1.0	0.0	0.0	0.1	0.6	0.0	
Other marine cargo handling.....		488320-9	-0.5	0.4	-0.4	-0.7	0.0	0.0	
Navigational services to shipping.....	48833		9.9	0.2	-0.3	-0.3	1.8	0.0	
Navigational services to shipping.....	488330		9.9	0.2	-0.3	-0.3	1.8	0.0	
Primary services.....		488330-P	10.0	0.2	-0.3	-0.3	1.8	0.0	
Navigational services to shipping and salvage.....		488330-1	10.0	0.2	-0.3	-0.3	1.8	0.0	
Freight transportation arrangement.....	4885		-15.6	1.4	2.5	-8.2	4.5	-11.4	
Freight transportation arrangement.....	48851		-15.6	1.4	2.5	-8.2	4.5	-11.4	
Freight transportation arrangement.....	488510		-15.6	1.4	2.5	-8.2	4.5	-11.4	
Primary services.....		488510-P	-16.0	1.4	2.6	-8.4	4.6	-11.7	
Freight forwarding.....		488510-1	-0.1	-0.2	-0.2	-0.1	0.0	-3.4	
Arrangement of freight and cargo n.e.c.....		488510-2	-24.2	2.3	4.2	-13.0	7.4	-16.5	
U.S. Postal Service.....	491		4.8	4.8	0.0	0.0	0.9	0.0	
U.S. Postal Service.....	4911		4.8	4.8	0.0	0.0	0.9	0.0	
U.S. Postal Service.....	49111		4.8	4.8	0.0	0.0	0.9	0.0	
U.S. Postal Service.....	491110		4.8	4.8	0.0	0.0	0.9	0.0	
Primary services.....		491110-P	4.8	4.8	0.0	0.0	0.9	0.0	
Mailing services (market dominant services).....		491110-7	6.2	6.1	0.0	0.0	0.1	0.0	
First class mail.....		491110-71	5.8	5.6	0.0	0.0	0.2	0.0	
Retail letters.....		491110-711	3.8	3.8	0.0	0.0	0.0	0.0	
Commercial letters.....		491110-712	6.6	6.6	0.0	0.0	0.0	0.0	
Retail and commercial flats.....		491110-713	8.8	8.8	0.0	0.0	0.0	0.0	
Other first class mail and fees.....		491110-714	6.0	4.4	0.0	0.0	2.3	0.0	
Periodicals mail.....		491110-72	8.4	8.4	0.0	0.0	0.0	0.0	
Outside county.....		491110-721	8.5	8.5	0.0	0.0	0.0	0.0	
Other periodicals mail and fees.....		491110-722	6.2	6.2	0.0	0.0	0.0	0.0	
Standard class mail.....		491110-73	6.5	6.5	0.0	0.0	0.0	0.0	
High density and saturation flats and parcels.....		491110-731	5.6	5.6	0.0	0.0	0.0	0.0	
Carrier route basic mail.....		491110-732	7.3	7.3	0.0	0.0	0.0	0.0	
Bulk letters.....		491110-733	5.9	5.9	0.0	0.0	0.0	0.0	
Bulk flats.....		491110-734	6.9	6.9	0.0	0.0	0.0	0.0	
Other standard mail and fees.....		491110-735	9.1	9.1	0.0	0.0	0.0	0.0	
Package services mail.....		491110-74	7.9	7.9	0.0	0.0	0.0	0.0	
Special services and fees.....		491110-75	6.9	6.9	0.0	0.0	0.0	0.0	
Shipping services (competitive services).....		491110-8	-0.2	0.1	0.0	0.0	3.9	0.0	
Domestic priority mail.....		491110-81	-0.4	0.0	0.0	0.0	5.9	0.0	
Other shipping services and shipping special services & fees.....		491110-82	0.1	0.2	0.0	0.0	1.9	0.0	
Couriers and messengers.....	492		10.8	0.1	-1.0	0.1	-0.4	0.7	
Couriers and express delivery services.....	4921		10.8	0.1	-1.1	0.1	-0.4	0.6	
Couriers and express delivery services.....	49211		10.8	0.1	-1.1	0.1	-0.4	0.6	
Couriers and express delivery services.....	492110		10.8	0.1	-1.1	0.1	-0.4	0.6	
Primary services.....		492110-P	10.8	0.1	-1.1	0.1	-0.4	0.6	
Standard courier services.....		492110-1	9.1	0.0	-0.5	0.0	-0.2	0.4	

See footnotes at end of table.

Table 12. Producer price index percentage changes for the net output of selected industries and their products, not seasonally adjusted — Continued
 [November 2022]

Title ¹	Industry code	Product code	Unadjusted 12-month percent change ²	Unadjusted 1-month percent change ²				
				Nov. 2021 to Nov. 2022 ^P	June to July	July to Aug. ^P	Aug. to Sept. ^P	Sept. to Oct. ^P
Couriers and express delivery services - Continued								
Expedited courier services.....		492110-2	14.5	0.3	-2.4	0.3	-0.6	1.0
Domestic expedited courier services.....		492110-201	15.6	0.3	-2.4	0.3	-0.6	1.0
International expedited courier services.....		492110-202	11.6	0.3	-2.3	0.3	-0.6	1.0
Local messengers and local delivery.....	4922		9.9	0.0	0.0	0.0	0.0	2.8
Local messengers and local delivery.....	49221		9.9	0.0	0.0	0.0	0.0	2.8
Local messengers and local delivery.....	492210		9.9	0.0	0.0	0.0	0.0	2.8
Primary services.....		492210-P	9.9	0.0	0.0	0.0	0.0	2.8
Local messengers and local delivery services.....		492210-1	9.9	0.0	0.0	0.0	0.0	2.8
Warehousing and storage.....	493		7.9	3.9	-4.7	1.5	-1.3	0.1
Warehousing and storage.....	4931		8.0	3.9	-4.7	1.5	-1.3	0.1
General warehousing and storage.....	49311		8.1	5.2	-6.5	1.8	-1.5	0.2
General warehousing and storage.....	493110		8.1	5.2	-6.5	1.8	-1.5	0.2
Primary services.....		493110-P	8.1	5.2	-6.5	1.8	-1.5	0.2
General warehousing and storage services.....		493110-1	8.1	5.2	-6.5	1.8	-1.5	0.2
Refrigerated warehousing and storage.....	49312		7.0	-1.0	2.0	0.2	-0.3	0.0
Refrigerated warehousing and storage.....	493120		7.0	-1.0	2.0	0.2	-0.3	0.0
Primary services.....		493120-P	7.0	-1.0	2.0	0.2	-0.3	0.0
Warehousing and storage of refrigerated goods.....		493120-2	7.0	-1.0	2.0	0.2	-0.3	0.0
Farm product warehousing and storage.....	49313		8.7	1.5	1.6	1.1	0.0	0.0
Farm product warehousing and storage.....	493130		8.7	1.5	1.6	1.1	0.0	0.0
Primary services.....		493130-P	8.5	1.5	1.8	1.1	0.0	0.0
Farm product warehousing and storage services.....		493130-1	8.5	1.5	1.8	1.1	0.0	0.0
Publishing industries, except Internet.....	511		0.6	0.3	-0.4	0.9	0.0	-1.0
Newspaper, book, and directory publishers.....	5111		3.2	-0.1	0.2	1.0	0.8	-1.3
Newspaper publishers.....	51111		3.2	-0.7	-0.7	4.2	0.7	-0.7
Newspaper publishers.....	511110		3.2	-0.7	-0.7	4.2	0.7	-0.7
Primary services.....		511110-P	3.2	-0.7	-0.7	4.2	0.7	-0.7
Newspaper advertising sales.....		511110-5	-2.1	-1.7	0.4	-1.3	1.3	-0.8
Newspaper advertising sales, print only.....		511110-51	-4.3	-2.2	0.5	-1.5	1.5	-0.9
Newspaper advertising sales, digital only and print and digital bundled.....		511110-52	8.9	0.8	0.0	0.0	0.0	0.0
Newspaper subscription and single copy sales.....		511110-6	10.0	0.5	-2.0	11.1	0.0	-0.5
Newspaper subscriptions, print only.....		511110-61	9.7	0.4	-2.3	12.4	0.0	-0.6
Newspaper subscriptions, online only and print and online bundled.....		511110-62	12.9	0.6	0.3	0.3	0.3	0.3
Periodical publishers.....	51112		-0.7	0.1	0.5	0.0	0.8	-3.8
Periodical publishers.....	511120		-0.7	0.1	0.5	0.0	0.8	-3.8
Primary services.....		511120-P	-1.5	0.0	0.0	0.0	0.0	-2.7
Periodicals, advertising sales.....		511120-2	1.9	0.0	0.0	0.0	0.0	0.0
Specialized business and professional periodicals, advertising sales.....		511120-21	4.2	0.0	0.0	0.0	0.0	0.0
General and consumer periodicals, advertising sales.....		511120-22	1.5	0.0	0.0	0.0	0.0	0.0
Periodicals, subscriptions and single copy sales.....		511120-5	-7.5	0.0	0.0	0.0	0.0	-7.6
Specialized business and professional periodicals, subscriptions and single copy sales.....		511120-51	0.8	0.0	0.0	0.0	0.0	0.6
General and consumer periodicals, subscriptions and single copy sales.....		511120-52	-10.5	0.0	0.0	0.0	0.0	-10.5
Book publishers.....	51113		7.0	0.6	0.1	-0.9	1.3	0.1
Book publishers.....	511130		7.0	0.6	0.1	-0.9	1.3	0.1
Primary services.....		511130-P	7.4	0.6	0.1	-0.9	1.4	0.1
Print book publishing.....		511130-F	7.9	1.1	-0.3	-0.6	1.7	-0.2
General adult and juvenile book publishing.....		511130-F1	1.8	-1.0	1.1	-0.7	-0.3	1.0
General adult book publishing.....		511130-F11	1.6	-1.6	1.4	-0.9	-0.3	1.3
Juvenile book publishing.....		511130-F12	2.3	0.8	0.2	0.0	-0.1	0.0
Textbook publishing, including teachers' editions and workbooks.....		511130-F2	7.9	3.5	-1.8	-1.2	4.4	0.0
College textbook publishing.....		511130-F21	-0.4	11.7	-5.6	-3.8	1.8	0.0
Elementary and high school textbook publishing.....		511130-F22	11.8	0.0	0.0	0.0	5.6	0.0
Technical, scientific, and professional book publishing.....		511130-F3	11.7	0.0	0.0	0.0	0.0	0.0
General reference book publishing.....		511130-F4	-4.5	4.8	2.2	0.1	2.0	-4.8
Religious book publishing.....		511130-F5	9.2	2.2	0.8	-2.3	4.7	-3.7
Digital book publishing.....		511130-G	4.9	-1.8	2.2	-2.4	-0.1	1.5
Ebook publishing.....		511130-G1	1.2	0.3	1.4	-2.4	-1.8	-1.3

See footnotes at end of table.

Table 12. Producer price index percentage changes for the net output of selected industries and their products, not seasonally adjusted — Continued
 [November 2022]

Title ¹	Industry code	Product code	Unadjusted 12-month percent change ²	Unadjusted 1-month percent change ²					
				Nov. 2021 to Nov. 2022 ^P	June to July	July to Aug. ^P	Aug. to Sept. ^P	Sept. to Oct. ^P	Oct. to Nov. ^P
Book publishers - Continued									
Other digital book publishing.....		511130-G2	12.3	-6.0	3.8	-2.5	3.4	7.1	
Other receipts.....		511130-SM	-	0.0	0.0	-	-	-	
Directory and mailing list publishers.....	51114		1.5	-1.0	0.6	0.1	0.2	-0.6	
Directory and mailing list publishers.....	511140		1.5	-1.0	0.6	0.1	0.2	-0.6	
Primary services.....		511140-P	1.4	-1.1	0.6	0.1	0.2	-0.7	
Directory and mailing list publishing - advertising sales incl. telephone directory listings.....		511140-1	0.1	0.0	0.0	0.0	0.0	0.0	
Directory and mailing list publishing - subscription, content, and licensing sales. ...		511140-5	6.4	-5.0	3.0	0.2	0.7	-3.0	
Other publishers.....	51119		5.4	0.0	4.0	1.1	-0.1	0.1	
Greeting card publishers.....	511191		7.5	0.0	6.0	1.4	-0.2	0.1	
Primary services.....		511191-P	8.1	0.0	6.5	1.5	-0.2	0.1	
Greeting card publishing.....		511191-3	8.1	0.0	6.5	1.5	-0.2	0.1	
All other publishers.....	511199		-0.2	0.0	-1.3	0.2	0.0	0.1	
Primary services.....		511199-P	-0.3	0.0	-1.4	0.3	0.0	0.1	
All other publishing including yearbooks, art prints, patterns, and trading cards. ...		511199-6	-0.3	0.0	-1.4	0.3	0.0	0.1	
Other receipts.....		511199-SM	-	0.0	0.0	0.0	0.0	0.0	
Software publishers.....	5112		-1.2	0.5	-0.7	0.9	-0.6	-0.9	
Software publishers.....	51121		-1.2	0.5	-0.7	0.9	-0.6	-0.9	
Software publishers.....	511210		-1.2	0.5	-0.7	0.9	-0.6	-0.9	
Primary services.....		511210-P	0.0	0.8	-0.9	1.0	-0.7	-1.0	
Software publishing, except games.....		511210-5	-0.8	0.3	-1.0	1.2	-0.8	-0.9	
System & application software publishing, excluding maintenance, tech support & games.....		511210-505	-	0.0	-1.2	1.5	-0.9	-1.2	
System software publishing.....		511210-50501	-	0.2	-0.1	-0.3	-0.6	-1.2	
Application software publishing.....		511210-50502	-1.9	-0.1	-1.8	2.4	-1.1	-1.2	
Desktop and portable device application software publishing.....		511210-505021	2.0	-0.4	-0.3	6.0	-2.7	-2.0	
Other application software publishing.....		511210-505022	-4.9	0.2	-2.9	-0.6	0.3	-0.5	
Software maintenance, technical support, and other services related to software publishing.....		511210-506	4.0	1.9	0.0	0.1	-0.1	0.4	
Game software publishing.....		511210-7	17.0	9.3	0.1	-2.2	1.1	-2.7	
Other receipts.....		511210-SM	-	-0.5	0.1	0.2	-0.2	-	
Broadcasting, except Internet.....	515		3.6	-1.2	-1.3	0.5	4.0	0.4	
Radio and television broadcasting.....	5151		11.7	-2.5	3.3	3.3	9.5	-2.4	
Radio broadcasting.....	51511		-2.6	-3.9	-0.8	3.8	-1.2	1.8	
Radio broadcasting.....	515110		-2.6	-3.9	-0.8	3.8	-1.2	1.8	
Primary services.....		515110-P	-2.9	-4.3	-0.9	4.2	-1.3	1.9	
Radio station services.....		515110-1	-3.8	-5.7	-1.2	5.6	-1.7	2.6	
Radio station advertising sales.....		515110-101	-4.4	-6.6	-1.4	6.6	-2.0	3.0	
Radio station advertising sales, local.....		515110-10101	-8.1	-7.4	-3.0	6.7	-2.5	2.5	
Radio station advertising sales, national and regional.....		515110-10102	7.0	-4.3	2.9	6.2	-0.7	4.4	
Other radio station services.....		515110-102	0.0	0.0	0.0	0.0	0.0	0.0	
Radio network and national syndication services.....		515110-2	0.0	0.0	0.0	0.0	0.0	0.0	
Other receipts.....		515110-SM	0.9	0.0	0.0	0.0	0.0	0.0	
Television broadcasting.....	51512		15.8	-2.1	4.2	3.4	13.3	-4.1	
Television broadcasting.....	515120		15.7	-2.1	4.2	3.4	13.3	-4.1	
Primary services.....		515120-P	5.8	-2.1	0.3	4.3	11.1	-4.9	
Television advertising sales.....		515120-3	7.0	-2.6	0.3	5.3	13.5	-5.8	
Other television broadcasting services.....		515120-4	0.0	0.0	0.0	0.0	0.0	0.0	
Other receipts.....		515120-SM	78.8	-1.4	24.4	-1.1	21.0	0.0	
Cable and other subscription programming.....	5152		-0.5	-0.6	-3.6	-0.9	1.1	2.0	
Cable and other subscription programming.....	51521		-0.5	-0.6	-3.6	-0.9	1.1	2.0	
Cable and other subscription programming.....	515210		-0.5	-0.6	-3.6	-0.9	1.1	2.0	
Primary services.....		515210-P	-0.5	-0.6	-3.6	-0.9	1.1	2.0	
Cable network advertising services.....		515210-1	-12.3	-2.0	-12.9	-3.4	4.4	7.4	
Cable network programming services.....		515210-2	4.9	0.0	0.3	0.0	0.0	0.0	
Telecommunications.....	517		3.9	0.9	0.6	0.7	0.4	0.1	
Wired and wireless telecommunications carriers.....	5173		3.9	0.9	0.6	0.7	0.4	0.1	
Wired and wireless telecommunications carriers.....	51731		3.9	0.9	0.6	0.7	0.4	0.1	

See footnotes at end of table.

Table 12. Producer price index percentage changes for the net output of selected industries and their products, not seasonally adjusted — Continued
 [November 2022]

Title ¹	Industry code	Product code	Unadjusted 12-month percent change ²	Unadjusted 1-month percent change ²				
			Nov. 2021 to Nov. 2022 ^P	June to July	July to Aug. ^P	Aug. to Sept. ^P	Sept. to Oct. ^P	Oct. to Nov. ^P
Wired and wireless telecommunications carriers - Continued								
Wired telecommunications carriers.....	517311		4.8	1.3	0.3	1.1	0.6	0.1
Primary products.....		517311-P	4.8	1.3	0.3	1.1	0.6	0.1
Local telephone service, except private lines.....		517311-1	2.7	0.0	1.0	0.9	0.0	-0.1
Residence local telephone service.....		517311-111	3.1	0.0	1.0	1.6	0.4	0.0
Business and other local telephone service.....		517311-112	2.0	-0.1	1.0	-0.2	-0.6	-0.2
Public switched toll service.....		517311-2	4.8	0.5	-0.1	2.8	1.1	0.5
Residence switched toll service.....		517311-21	6.0	0.6	0.0	4.0	0.5	0.1
Business switched toll and other toll service.....		517311-22	3.1	0.3	-0.2	0.9	2.1	1.2
Private line telephone service.....		517311-3	1.0	1.0	0.1	-0.1	-0.2	0.1
All-distance telephone service.....		517311-4	0.5	-0.1	0.1	0.0	-0.2	0.5
Residential all-distance telephone service.....		517311-401	-	0.1	0.0	0.2	0.2	-0.1
Business all-distance telephone service.....		517311-402	-	-0.3	0.2	-0.2	-0.5	1.1
Video programming distribution.....		517311-5	7.1	0.6	-0.4	0.3	0.3	0.8
Video programming subscriber services.....		517311-501	7.7	0.6	-0.4	0.4	0.3	0.8
Advertising services.....		517311-502	0.0	0.0	0.0	0.0	0.0	0.0
Internet access services.....		517311-6	-1.8	0.1	-0.3	0.2	-0.1	-1.0
Residential Internet access services.....		517311-601	-1.1	0.2	-0.7	0.4	-0.4	0.3
Business Internet access services.....		517311-602	-2.4	0.0	0.2	0.1	0.1	-2.1
Bundled access services.....		517311-7	6.8	2.7	0.4	1.7	1.2	-0.1
Other wired telecommunications services.....		517311-9	0.0	-0.1	-0.1	0.0	0.0	0.0
Wireless telecommunications carriers.....	517312		2.0	0.0	1.4	0.0	0.0	0.0
Primary services.....		517312-P	2.0	0.0	1.4	0.0	0.0	0.0
Wireless telecommunications services.....		517312-1	2.0	0.0	1.4	0.0	0.0	0.0
Data processing and related services.....	5182		1.1	0.0	-0.1	-0.1	0.1	0.0
Data processing and related services.....	51821		1.1	0.0	-0.1	-0.1	0.1	0.0
Data processing, hosting and related services.....	518210		1.1	0.0	-0.1	-0.1	0.1	0.0
Primary services.....		518210-P	-1.4	-0.1	-0.1	-0.2	0.1	0.0
Business process management services.....		518210-1	0.3	0.0	0.0	0.0	0.0	0.1
Data management, information transformation, and related services.....		518210-4	0.2	0.0	0.0	0.0	0.0	0.0
Hosting, ASP, and other IT infrastructure provisioning services.....		518210-5	-2.7	-0.1	-0.2	-0.3	0.3	0.0
Other receipts.....		518210-SM	7.7	0.0	0.0	0.0	0.0	0.0
Internet publishing and web search portals.....	519130		-1.9	-3.8	0.3	0.3	0.9	0.0
Primary services.....		519130-P	0.8	-3.8	0.4	0.3	1.6	0.0
Internet publishing and web search portals - advertising sales.....		519130-1	-	-8.7	1.3	0.6	3.2	-
Internet publishing and web search portals - subscription, content access, and licensing sales.....		519130-2	2.1	0.6	-0.3	0.0	0.3	0.0
Depository credit intermediation.....	5221		21.6	2.7	5.6	3.3	0.3	6.0
Commercial banking.....	52211		22.9	2.9	6.0	3.6	0.5	6.5
Commercial banking.....	522110		22.9	2.9	6.0	3.6	0.5	6.5
Primary services.....		522110-P	22.9	2.9	6.0	3.6	0.5	6.5
Loan services.....		522110-1	39.5	4.3	9.6	3.4	0.5	9.6
Residential real estate loans, except home equity.....		522110-101	4.4	2.0	4.3	-2.3	0.7	2.4
Nonresidential real estate loans.....		522110-102	75.7	7.6	15.0	7.5	0.8	15.7
Home equity loans.....		522110-103	26.0	5.2	7.8	2.3	-4.2	8.9
Commercial, industrial, and agricultural loans, except real estate.....		522110-105	69.1	7.6	12.3	6.1	2.3	12.3
New and used auto and truck loans.....		522110-106	4.1	-4.9	5.3	-1.3	-2.4	9.7
Credit cards, overdraft credit, and related plans.....		522110-107	14.0	-2.4	6.6	2.3	-0.4	4.8
Other loan services.....		522110-108	9.8	-0.8	3.9	-1.4	-1.1	0.8
Deposit services.....		522110-2	-5.3	0.3	-0.7	4.9	0.8	-0.5
Demand deposits.....		522110-201	-6.7	1.1	-0.5	2.7	0.4	0.5
Time and other deposits.....		522110-202	-4.1	-0.4	-0.9	6.6	1.0	-1.2
Trust services.....		522110-3	-12.3	0.0	-9.3	0.2	-0.1	-5.3
Other banking services.....		522110-4	-1.6	0.6	-0.6	-0.2	0.0	0.0
Savings institutions.....	52212		3.2	-0.9	0.6	-1.6	-2.1	-1.7
Savings institutions.....	522120		3.2	-0.9	0.6	-1.6	-2.1	-1.7
Primary services.....		522120-P	3.2	-0.9	0.6	-1.6	-2.1	-1.7
Loan services.....		522120-1	10.0	-2.0	2.8	-0.5	0.1	2.4
Residential real estate loans, except home equity.....		522120-101	-1.6	-4.8	1.7	-2.5	-0.7	-0.3
Nonresidential real estate loans.....		522120-102	27.7	1.5	4.0	0.6	0.9	8.8
Home equity loans.....		522120-103	45.6	2.3	3.9	4.9	-0.6	6.1
Commercial, industrial, and agricultural loans, except real estate.....		522120-105	36.1	6.0	7.5	5.7	4.4	4.0

See footnotes at end of table.

Table 12. Producer price index percentage changes for the net output of selected industries and their products, not seasonally adjusted — Continued
 [November 2022]

Title ¹	Industry code	Product code	Unadjusted 12-month percent change ²	Unadjusted 1-month percent change ²				
				Nov. 2021 to Nov. 2022 ^P	June to July	July to Aug. ^P	Aug. to Sept. ^P	Sept. to Oct. ^P
Savings institutions - Continued								
New and used auto and truck loans.....		522120-106	-4.1	-2.6	2.0	0.1	-2.6	4.4
Credit cards, overdraft credit, and related plans.....		522120-109	21.4	-0.1	5.4	0.6	0.4	6.6
Other loan services.....		522120-111	9.1	1.4	1.6	0.0	2.1	-2.7
Deposit services.....		522120-2	-8.3	0.7	-2.8	-3.4	-5.7	-9.1
Demand deposits.....		522120-201	5.8	1.6	3.1	-1.3	1.3	-1.1
Time and other deposits.....		522120-202	-11.6	0.5	-4.1	-3.9	-7.3	-11.1
Trusts and other banking services.....		522120-3	11.9	0.0	0.0	4.4	0.0	0.0
Security, commodity contracts and like activity.....	523		2.2	-3.1	4.4	1.1	1.4	5.8
Securities and commodity contracts intermediation and brokerage.....	5231		36.3	4.6	7.0	1.2	7.7	11.7
Investment banking and securities dealing.....	52311		31.4	9.6	5.5	2.0	8.3	10.4
Investment banking and securities dealing.....	523110		31.4	9.6	5.5	2.0	8.3	10.4
Primary services.....		523110-P	31.4	9.6	5.5	2.0	8.3	10.4
Dealer transactions.....		523110-2	-19.9	-1.1	-0.9	-4.1	8.1	6.0
Dealer transactions, equity securities.....		523110-201	-28.9	-6.0	-0.8	-3.4	13.1	6.9
Dealer transactions, debt securities and all other trading.....		523110-202	10.5	9.3	-0.9	-5.3	-1.1	4.0
Investment banking services.....		523110-3	-8.1	0.0	-5.0	5.8	0.1	-0.5
Other securities dealing services.....		523110-4	4,543.5	111.6	49.6	-0.3	27.2	33.2
Securities brokerage.....	52312		45.5	-3.3	9.8	0.0	6.5	14.0
Securities brokerage.....	523120		45.5	-3.3	9.8	0.0	6.5	14.0
Primary services.....		523120-P	45.5	-3.3	9.8	0.0	6.5	14.0
Brokerage services.....		523120-1	-8.0	-6.5	-0.3	0.1	-1.3	0.0
Brokerage services, equities and ETFs.....		523120-101	-12.3	-10.0	-0.6	0.2	-2.0	0.0
Brokerage services, all other securities.....		523120-102	-0.1	-0.1	0.0	0.0	0.0	0.0
Other securities related services including margin lending and mutual fund sales.....		523120-4	77.4	-1.7	14.6	-0.1	9.7	19.1
Portfolio management.....	52392		-13.2	-7.1	2.2	1.6	-1.7	1.7
Portfolio management.....	523920		-13.2	-7.1	2.2	1.6	-1.7	1.7
Primary services.....		523920-P	-13.2	-7.1	2.2	1.6	-1.7	1.7
Mutual fund and exchange traded fund management.....		523920-1	-15.6	-5.9	4.0	4.4	-1.3	1.9
Management of equity funds.....		523920-101	-20.7	-8.4	6.4	7.7	-1.4	3.2
Management of bond funds.....		523920-102	-11.1	-3.7	1.3	-1.0	-1.8	-0.6
Management of other funds.....		523920-103	-0.8	-0.6	0.1	0.2	-0.3	0.3
Private portfolio management.....		523920-2	-11.0	-8.0	0.9	-0.6	-2.1	1.5
Management of equity private portfolios.....		523920-201	-19.7	-15.4	1.8	-1.1	-6.4	3.7
Management of bond private portfolios.....		523920-202	-3.8	-0.4	0.3	-0.3	-0.9	-0.7
Management of other private portfolios.....		523920-203	0.2	0.6	-0.1	0.1	4.1	-0.2
Investment advice.....	52393		-20.0	-7.8	7.4	-3.3	-8.3	3.2
Investment advice.....	523930		-20.0	-7.8	7.4	-3.3	-8.3	3.2
Primary services.....		523930-P	-20.0	-7.8	7.4	-3.3	-8.3	3.2
Investment advisory services.....		523930-1	-20.0	-7.8	7.4	-3.3	-8.3	3.2
Insurance carriers and related activities.....	524		2.3	0.3	0.1	0.2	0.0	0.0
Insurance carriers.....	5241		2.4	0.3	0.1	0.2	0.0	0.0
Direct life/health/medical insurance carriers.....	52411		2.0	0.1	0.1	0.1	0.0	0.0
Direct life insurance carriers.....	524113		2.1	0.3	0.0	0.1	0.0	0.0
Primary services.....		524113-P	2.1	0.3	0.0	0.1	0.0	0.0
Life insurance policies.....		524113-1	3.4	0.4	0.0	0.0	0.1	0.0
Individual life insurance policies.....		524113-101	3.7	0.3	0.0	0.0	0.0	0.0
Term life insurance policies.....		524113-10101	-0.7	-0.1	0.0	0.0	0.0	0.0
Whole life insurance policies.....		524113-10102	7.4	0.0	0.0	0.0	0.0	0.0
Universal life insurance policies.....		524113-10103	2.1	1.3	0.0	0.0	0.0	0.0
Variable-universal and other individual life insurance policies.....		524113-10105	0.4	0.0	0.0	0.0	0.0	0.0
Group life insurance policies.....		524113-102	2.2	0.9	0.0	0.0	0.2	0.0
Annuities.....		524113-2	-1.2	0.1	0.0	0.5	-0.3	0.0
Variable deferred annuities.....		524113-201	-0.6	0.0	0.0	0.0	-0.6	0.0
Fixed-rate deferred annuities.....		524113-202	0.7	0.7	0.0	2.2	0.4	0.0
Immediate annuities.....		524113-203	-11.8	-1.6	-0.2	-1.2	-0.3	-0.7
Disability insurance policies.....		524113-3	-0.4	-0.3	0.0	0.0	0.0	0.0
Direct health and medical insurance carriers.....	524114		2.0	0.0	0.1	0.0	0.0	0.0
Primary services.....		524114-P	2.0	0.0	0.1	0.0	0.0	0.0
Medical service plans.....		524114-1	2.0	0.0	0.1	0.0	0.0	0.0

See footnotes at end of table.

Table 12. Producer price index percentage changes for the net output of selected industries and their products, not seasonally adjusted — Continued
 [November 2022]

Title ¹	Industry code	Product code	Unadjusted 12-month percent change ²	Unadjusted 1-month percent change ²				
				Nov. 2021 to Nov. 2022 ^P	June to July	July to Aug. ^P	Aug. to Sept. ^P	Sept. to Oct. ^P
Direct health and medical insurance carriers - Continued								
Comprehensive medical service plans.....		524114-101	2.2	0.0	0.0	0.0	0.0	0.0
Group managed care medical service plans.....		524114-10101	2.5	0.0	0.0	0.0	0.0	0.0
Group fee-for-service medical service plans.....		524114-10102	0.6	0.0	0.5	0.0	0.0	0.0
Individual comprehensive medical service plans.....		524114-10103	1.7	0.0	0.0	0.0	0.0	0.0
Non-comprehensive medical service plans.....		524114-103	1.3	0.0	0.5	0.1	0.0	0.0
Dental service plans.....		524114-10301	-0.2	-0.1	0.0	0.1	0.0	0.0
Supplemental Medicare service plans.....		524114-10302	4.2	0.0	1.7	0.2	0.0	0.0
Other medical service plans.....		524114-10303	0.4	0.0	0.0	0.0	0.0	0.0
Indemnity health insurance plans.....		524114-2	0.1	0.0	0.0	0.0	0.0	0.0
Other direct insurance carriers.....	52412		3.1	0.8	0.2	0.4	0.1	0.1
Direct property and casualty insurers.....								
Primary services.....	524126		3.1	0.8	0.2	0.4	0.1	0.1
Private passenger auto insurance.....		524126-P	3.1	0.8	0.2	0.4	0.1	0.1
Homeowner's insurance.....		524126-1	5.2	1.7	0.2	0.2	0.6	0.1
Commercial auto insurance.....		524126-2	1.2	-0.1	0.1	0.6	-0.9	0.3
Commercial auto insurance.....		524126-3	-0.3	0.3	0.0	1.1	-0.1	0.2
Non-auto liability insurance.....		524126-4	1.0	0.3	0.6	0.1	0.0	0.0
Medical malpractice insurance.....		524126-402	-1.1	0.0	0.0	0.0	-0.6	0.0
Product and other non-auto liability insurance.....		524126-403	1.5	0.3	0.7	0.1	0.1	0.0
Commercial multiple peril insurance.....		524126-5	5.9	0.1	0.3	1.5	0.0	0.0
Worker's compensation insurance.....		524126-6	-0.5	0.0	-0.1	1.4	0.0	-1.0
Other property and casualty insurance.....		524126-7	1.0	0.0	0.0	0.1	-0.1	0.0
Insurance agencies and brokerages.....	52421		0.2	0.0	0.0	0.0	0.0	0.1
Insurance agencies and brokerages.....								
Primary services.....	524210		0.2	0.0	0.0	0.0	0.0	0.1
Sale of property and casualty insurance.....		524210-P	0.1	0.0	0.0	0.0	0.0	0.0
Sale of personal property and casualty insurance.....		524210-1	0.0	0.0	0.0	0.1	0.0	0.0
Sale of private passenger auto insurance.....		524210-101	0.2	0.0	0.0	0.0	0.0	0.0
Sale of homeowner's insurance.....		524210-10101	0.6	0.0	0.0	0.1	0.0	0.0
Sale of other personal property and casualty insurance.....		524210-10102	-0.5	0.0	0.0	0.0	0.0	0.0
Sale of commercial property and casualty insurance.....		524210-10103	-0.3	0.0	0.0	0.0	0.0	0.0
Sale of life insurance and annuities.....		524210-102	-0.2	0.0	0.0	0.1	0.0	0.0
Sale of health and medical insurance.....		524210-2	0.5	0.0	0.0	0.0	0.0	0.0
Sale of other insurance.....		524210-3	0.1	0.0	0.0	0.0	0.0	0.0
Sale of other insurance.....		524210-4	0.1	0.0	0.0	0.0	0.0	0.0
Lessors of nonresidential buildings (except miniwarehouses).....	53112		3.1	-0.4	5.6	1.5	-2.0	-0.6
Lessors of nonresidential buildings.....								
Primary services.....	531120		3.1	-0.4	5.6	1.5	-2.0	-0.6
Leasing of shopping centers and retail stores.....		531120-P	3.1	-0.4	5.6	1.5	-2.0	-0.6
Leasing of professional and office buildings.....		531120-1	5.2	-1.6	10.0	4.3	-3.0	-3.0
Leasing of manufacturing and industrial buildings.....		531120-2	2.3	0.2	3.9	-0.6	-0.2	0.3
Leasing of other nonresidential buildings and facilities.....		531120-3	3.1	0.1	0.2	-0.1	0.0	0.1
Leasing of other nonresidential buildings and facilities.....		531120-7	-1.7	0.8	3.2	2.7	-10.8	5.0
Lessors of miniwarehouse and self storage units.....	53113		16.1	1.5	2.1	1.5	0.8	0.3
Miniwarehouse and self-storage unit operators.....								
Primary services.....	531130		16.1	1.5	2.1	1.5	0.8	0.3
Miniwarehouse and self-storage unit operation.....		531130-P	16.1	1.5	2.1	1.5	0.8	0.3
Miniwarehouse and self-storage unit operation.....		531130-1	16.1	1.5	2.1	1.5	0.8	0.3
Offices of real estate agents and brokers.....	5312		7.4	0.9	1.0	0.1	-0.4	0.0
Offices of real estate agents and brokers.....								
Primary services.....	53121		7.4	0.9	1.0	0.1	-0.4	0.0
Offices of real estate agents and brokers.....	531210		7.4	0.9	1.0	0.1	-0.4	0.0
Primary services.....		531210-P	7.4	0.9	1.0	0.1	-0.4	0.0
Real estate brokerage, residential property sales and leases.....		531210-1	8.1	1.0	1.1	0.1	-0.4	0.0
Real estate brokerage, nonresidential property sales and leases including land sales and leases.....		531210-6	4.3	0.7	0.2	0.1	0.0	0.0
Real estate brokerage, nonresidential property sales including land sales.....		531210-601	7.2	0.9	0.5	0.1	-0.1	0.0
Real estate brokerage, nonresidential property leases including land leases.....		531210-602	1.2	0.6	0.0	0.0	0.2	0.0
Real estate property managers.....	53131		4.5	0.6	-0.4	0.6	0.9	0.4
Residential property managers.....								
Primary services.....	531311		2.7	0.4	0.3	0.6	-0.6	0.6
Residential property management services.....		531311-P	2.7	0.4	0.3	0.6	-0.6	0.6
Residential property management services.....		531311-1	2.7	0.4	0.3	0.6	-0.6	0.6
Nonresidential property managers.....								
Primary services.....	531312		8.7	1.2	-2.0	0.7	4.3	0.1
Nonresidential property management services.....		531312-P	8.7	1.2	-2.0	0.7	4.3	0.1
Nonresidential property management services.....		531312-1	8.7	1.2	-2.0	0.7	4.3	0.1

See footnotes at end of table.

Table 12. Producer price index percentage changes for the net output of selected industries and their products, not seasonally adjusted — Continued
 [November 2022]

Title ¹	Industry code	Product code	Unadjusted 12-month percent change ²	Unadjusted 1-month percent change ²				
			Nov. 2021 to Nov. 2022 ^P	June to July	July to Aug. ^P	Aug. to Sept. ^P	Sept. to Oct. ^P	Oct. to Nov. ^P
Nonresidential property managers - Continued								
Offices of real estate appraisers.....	531320		7.1	-0.2	-0.2	-0.4	0.6	-1.3
Primary services.....		531320-P	7.1	-0.2	-0.2	-0.4	0.6	-1.3
Real estate appraisal services.....		531320-1	7.1	-0.2	-0.2	-0.4	0.6	-1.3
Automotive equipment rental and leasing.....	5321		1.1	1.9	0.3	-5.3	3.5	-3.6
Passenger car rental and leasing.....	53211		-0.4	2.8	-0.2	-7.4	5.0	-5.5
Passenger car rental.....	532111		-0.4	2.8	-0.2	-7.4	5.0	-5.5
Primary services.....		532111-P	-0.4	2.8	-0.2	-7.4	5.0	-5.5
Standard passenger car rental.....		532111-2	-2.0	3.7	-0.3	-9.8	6.5	-7.2
Passenger car rental for business travel.....		532111-211	1.3	1.7	-0.8	-5.2	1.6	-4.7
Passenger car rental for leisure travel.....		532111-221	-3.3	4.4	-0.1	-11.5	8.4	-8.1
Replacement passenger car rental.....		532111-3	4.9	0.0	0.4	0.7	0.2	-0.3
Truck, utility trailer and RV rental and leasing.....	53212		4.5	-0.1	1.4	-0.4	0.2	0.9
Truck, utility trailer, and RV rental and leasing.....	532120		4.4	-0.1	1.4	-0.4	0.2	0.9
Primary services.....		532120-P	4.9	-0.2	1.7	-0.4	0.2	1.0
Rental of trucks, truck trailers, RVs.....		532120-1	7.3	1.1	1.4	-1.3	0.5	1.5
Leasing of trucks, truck trailers, and RVs.....		532120-4	3.2	-1.1	1.9	0.2	0.0	0.7
Other receipts.....		532120-SM	1.7	0.4	-0.2	-0.1	0.2	0.1
Other heavy machinery rental and leasing.....	532412		11.3	-0.2	1.7	0.5	2.9	0.4
Primary services.....		532412-P	6.5	-0.3	3.0	0.0	0.0	0.1
Construction equipment rental and leasing.....		532412-1	6.9	-0.4	4.3	0.0	0.0	0.1
Oilfield and well drilling equipment rental and leasing.....		532412-2	5.5	0.0	0.0	0.0	0.0	0.0
Other receipts.....		532412-SM	17.6	0.0	0.2	1.1	6.7	0.9
Legal services.....	5411		4.9	0.2	0.2	0.4	0.2	-0.1
Offices of lawyers.....	54111		4.9	0.2	0.2	0.4	0.2	-0.1
Offices of lawyers.....	541110		4.9	0.2	0.2	0.4	0.2	-0.1
Primary services.....		541110-P	4.9	0.2	0.2	0.4	0.2	-0.1
Labor and employment legal services.....		541110-A	6.5	0.2	0.3	0.1	0.4	-0.4
Criminal legal services.....		541110-B	0.5	0.0	0.0	0.0	0.0	0.0
Other legal services.....		541110-C	6.9	0.0	0.0	0.9	0.0	0.0
Real estate legal services.....		541110-2	7.1	0.0	-0.1	0.0	0.6	-0.4
Civil negligence legal services.....		541110-3	5.8	0.0	0.2	0.2	0.0	0.1
Defendant representation.....		541110-301	4.2	0.0	-0.1	0.0	0.0	0.1
Plaintiff representation.....		541110-302	8.2	0.0	0.6	0.7	0.0	0.0
Wills, estate planning, and probate.....		541110-6	3.4	0.0	0.0	5.6	0.0	0.0
Business and commercial legal services.....		541110-9	4.6	0.3	0.3	0.0	0.3	-0.1
Tax legal services.....		541110-901	8.0	-0.2	0.0	0.0	-0.1	0.0
Intellectual property legal services.....		541110-902	6.9	1.6	-2.3	0.0	1.3	0.4
Bankruptcy and other business and commercial legal services.....		541110-903	4.0	0.2	0.7	0.0	0.1	-0.2
Offices of certified public accountants.....	541211		6.5	-1.2	2.4	1.0	0.4	0.4
Primary services.....		541211-P	7.2	-1.2	2.6	1.1	0.4	0.4
Other accounting services.....		541211-A	15.9	-3.7	8.2	0.7	2.7	0.2
Financial auditing.....		541211-4	5.9	-1.5	2.4	1.6	-0.2	0.4
Tax preparation and planning.....		541211-5	5.6	-0.3	0.9	1.0	0.1	0.7
Bookkeeping and compilation.....		541211-9	2.3	0.9	0.2	0.0	-0.2	0.2
Other accounting services.....	541219		0.5	-1.2	1.3	-0.6	0.6	0.0
Primary services.....		541219-P	0.5	-1.2	1.3	-0.6	0.6	0.0
Other accounting services (non-CPA firms).....		541219-1	0.5	-1.2	1.3	-0.6	0.6	0.0
Architectural, engineering and related services.....	5413		5.1	0.1	0.3	0.0	0.2	0.3
Architectural services.....	54131		2.3	0.3	0.0	0.0	0.2	0.2
Architectural services.....	541310		2.3	0.3	0.0	0.0	0.2	0.2
Primary services.....		541310-P	2.6	0.3	0.0	0.0	0.2	0.2
Residential building projects.....		541310-1	4.4	0.6	0.0	0.0	0.7	0.0
Nonresidential building projects.....		541310-7	1.9	0.2	0.0	0.0	0.1	0.3
Commercial and industrial building projects.....		541310-71	2.1	0.2	0.1	0.1	0.1	0.1
Institutional building projects.....		541310-72	2.1	0.3	0.0	0.0	0.2	0.5
Other architectural services, incl. historic restoration & architectural consulting services.....		541310-8	14.9	1.9	0.1	0.0	0.0	0.0
Engineering services.....	54133		5.5	0.1	0.4	0.0	0.2	0.3
Engineering services.....	541330		5.5	0.1	0.4	0.0	0.2	0.3

See footnotes at end of table.

Table 12. Producer price index percentage changes for the net output of selected industries and their products, not seasonally adjusted — Continued
 [November 2022]

Title ¹	Industry code	Product code	Unadjusted 12-month percent change ²	Unadjusted 1-month percent change ²				
				Nov. 2021 to Nov. 2022 ^P	June to July	July to Aug. ^P	Aug. to Sept. ^P	Sept. to Oct. ^P
Engineering services - Continued								
Primary services.....		541330-P	6.0	0.1	0.4	0.0	0.2	0.4
Building related engineering projects.....		541330-1	1.8	0.1	0.1	0.0	0.2	0.5
Residential building engineering projects.....		541330-101	0.8	0.0	0.3	0.0	0.0	0.0
Commercial, public, and institutional building engineering projects.....		541330-102	5.0	0.0	0.2	0.0	0.0	2.0
Industrial and manufacturing plant and process engineering projects.....		541330-103	0.6	0.2	0.0	0.0	0.2	0.0
Non-building related engineering projects.....		541330-2	9.1	0.1	0.6	0.0	0.2	0.3
Transportation engineering projects.....		541330-201	3.8	0.1	0.0	0.1	0.6	0.4
Highway and roadway engineering projects.....		541330-20101	4.5	0.1	0.0	0.1	0.8	0.3
Other transportation engineering projects, including mass transit engineering projects.....		541330-20102	3.0	0.1	0.0	0.0	0.2	0.6
Municipal utility and power generation and distribution engineering projects.....		541330-202	4.0	0.2	0.0	0.0	0.3	0.5
All other non-building related engineering projects.....		541330-203	16.6	0.0	1.4	0.0	0.0	0.0
Other receipts.....		541330-SM	-	0.1	0.4	0.0	-0.1	0.1
Management and technical consulting services.....	5416		-0.2	1.1	-0.1	-0.4	-0.9	0.2
Management consulting services.....	54161		-0.2	1.1	-0.1	-0.4	-0.9	0.2
Management consulting services.....	541610		-0.2	1.1	-0.1	-0.4	-0.9	0.2
Primary services.....		541610-P	-0.2	1.1	-0.1	-0.4	-0.9	0.2
Administrative and general management consulting services.....		541610-1	-0.8	1.1	0.0	-0.4	-0.9	0.0
Marketing consulting services.....		541610-3	0.0	0.0	0.0	0.0	0.0	0.0
Process, physical distribution and logistics consulting services.....		541610-4	-0.1	3.1	-1.1	-0.1	-2.1	0.6
Human resources consulting services.....		541610-5	7.0	-1.5	0.5	-0.8	-0.1	0.9
Other management consulting services.....		541610-8	-0.3	-0.1	0.2	0.3	-0.8	0.3
Advertising agencies.....	54181		5.9	0.3	-0.1	0.0	0.0	0.1
Advertising agencies.....	541810		5.9	0.3	-0.1	0.0	0.0	0.0
Primary services.....		541810-P	6.4	0.3	-0.1	0.0	0.0	0.1
Advertising agency services.....		541810-4	6.4	0.3	-0.1	0.0	0.0	0.1
Advertising creative services billed separately.....		541810-401	4.5	1.0	0.0	-0.1	0.0	0.0
Advertising placement services, including bundled placement and creative services.....		541810-402	7.3	0.2	-0.1	0.1	0.0	0.1
Other advertising services billed separately.....		541810-403	2.8	0.0	0.0	0.0	0.0	0.0
Other receipts.....		541810-SM	1.7	0.0	0.0	0.0	0.0	0.0
Employment services.....	5613		4.1	-0.2	0.1	0.2	0.2	-0.1
Employee leasing services.....	56133		1.7	0.4	0.1	0.0	0.0	0.1
Professional employer organizations.....	561330		1.7	0.4	0.1	0.0	0.0	0.1
Primary services.....		561330-P	1.7	0.4	0.1	0.0	0.0	0.1
Co-employment staffing.....		561330-1	1.7	0.4	0.1	0.0	0.0	0.1
Staffing services (except PEOs).....	56138		5.7	-0.6	0.1	0.3	0.3	-0.3
Staffing services (except PEOs).....	561380		5.7	-0.6	0.1	0.3	0.3	-0.3
Primary services.....		561380-P	5.8	-0.6	0.1	0.3	0.3	-0.3
Temporary help services.....		561380-1	5.8	-0.8	0.2	0.1	0.0	-0.1
Temporary help services, office and clerical.....		561380-101	7.7	1.4	-0.2	0.7	-0.1	0.1
Temporary help services, light and heavy industrial.....		561380-102	0.6	-3.5	0.3	0.3	-0.3	0.2
Temporary help services, technical and professional.....		561380-103	10.5	0.4	1.6	0.3	0.9	1.0
Temporary help services, medical.....		561380-104	4.3	-1.8	-4.3	-1.2	-1.3	-4.6
Temporary help services, other.....		561380-105	2.1	0.0	1.3	-0.3	0.1	1.0
Employment placement services.....		561380-2	7.6	1.2	-1.0	2.2	0.9	-0.9
Executive search services.....		561380-3	2.6	-1.4	1.6	-1.4	6.4	-3.6
Travel agencies.....	56151		5.1	1.2	0.0	-0.9	0.5	0.2
Travel agencies.....	561510		5.1	1.2	0.0	-0.9	0.5	0.2
Primary services.....		561510-P	5.5	1.3	0.0	-1.0	0.5	0.2
Flight bookings.....		561510-1	14.9	3.5	0.2	-0.3	-0.9	0.4
Domestic flight bookings.....		561510-111	35.6	4.2	0.1	0.1	0.8	0.0
International flight bookings.....		561510-112	3.2	3.1	0.2	-0.6	-2.2	0.7
Other travel agency services, except flight bookings.....		561510-2	2.0	0.4	-0.1	-1.3	1.1	0.1
Hotel and car rental bookings.....		561510-211	4.4	0.3	-0.6	-0.2	-0.4	0.5
Hotel bookings.....		561510-2111	6.1	-2.4	-0.8	-0.1	0.8	0.3
Car rental bookings.....		561510-2112	-2.4	12.9	0.0	-0.9	-5.0	1.0
Cruise and tour bookings.....		561510-222	4.8	1.5	0.1	-5.3	5.4	-0.1
Cruise bookings.....		561510-2221	-2.5	3.4	1.9	-2.5	-2.4	-0.2
Packaged tour bookings.....		561510-2222	9.2	0.4	-0.9	-6.8	10.1	0.0
All other travel agency services.....		561510-233	0.0	0.0	0.0	0.0	0.0	0.0

See footnotes at end of table.

Table 12. Producer price index percentage changes for the net output of selected industries and their products, not seasonally adjusted — Continued
 [November 2022]

Title ¹	Industry code	Product code	Unadjusted 12-month percent change ²	Unadjusted 1-month percent change ²					
				Nov. 2021 to Nov. 2022 ^P	June to July	July to Aug. ^P	Aug. to Sept. ^P	Sept. to Oct. ^P	Oct. to Nov. ^P
Travel agencies - Continued									
Security guards and patrol services.....	561612		7.9	0.1	-0.1	2.5	0.3	0.0	
Primary services.....		561612-P	7.9	0.1	-0.1	2.5	0.3	0.0	
Security guard services.....		561612-1	7.9	0.1	-0.1	2.5	0.3	0.0	
Janitorial services.....	56172		7.0	0.3	-0.1	0.0	0.2	0.0	
Janitorial services.....	561720		7.0	0.3	-0.1	0.0	0.2	0.0	
Primary services.....		561720-P	7.3	0.3	-0.1	0.0	0.2	0.0	
Janitorial cleaning services.....		561720-5	7.3	0.3	-0.1	0.0	0.2	0.0	
Nonresidential cleaning services.....		561720-51	7.8	0.4	-0.1	0.0	0.2	0.0	
Residential cleaning services.....		561720-52	2.9	0.0	0.0	0.0	0.0	0.0	
Waste collection.....	5621		9.7	2.1	0.7	0.7	1.2	0.1	
Waste collection.....	56211		9.7	2.1	0.7	0.7	1.2	0.1	
Solid waste collection.....	562111		9.7	2.1	0.7	0.7	1.2	0.1	
Primary services.....		562111-P	10.0	2.4	0.8	0.6	1.2	0.1	
Solid waste collection services.....		562111-2	10.0	2.4	0.8	0.6	1.2	0.1	
Offices of physicians.....	6211		0.4	0.0	0.1	0.1	0.3	0.2	
Offices of physicians.....	62111		0.4	0.0	0.1	0.1	0.3	0.2	
Offices of physicians, except mental health.....	621111		0.4	0.0	0.1	0.1	0.3	0.2	
Primary services.....		621111-P	0.4	0.0	0.1	0.1	0.3	0.2	
One and two physician practices and single specialty group practices.....		621111-4	0.4	0.3	0.1	0.1	0.2	0.2	
General/family practice.....		621111-411	1.7	0.4	0.0	0.0	1.6	0.1	
Internal medicine.....		621111-412	-0.1	-0.3	0.2	0.0	0.0	0.6	
General surgery and other surgical specialties.....		621111-413	1.0	1.8	0.1	0.0	-0.1	0.1	
Pediatrics.....		621111-414	-0.5	0.0	0.0	0.0	0.0	0.0	
Obstetrics/gynecology.....		621111-415	2.9	-0.1	0.0	1.1	0.0	0.0	
Other specialty.....		621111-419	-0.6	-0.1	0.0	0.0	0.0	0.0	
Multispecialty group practice.....		621111-5	0.5	-0.7	0.0	0.1	0.8	0.0	
Offices of dentists.....	6212		3.7	0.2	0.0	0.7	-0.2	0.0	
Offices of dentists.....	62121		3.7	0.2	0.0	0.7	-0.2	0.0	
Offices of dentists.....	621210		3.7	0.2	0.0	0.7	-0.2	0.0	
Primary services.....		621210-P	3.7	0.2	0.0	0.7	-0.2	0.0	
Dental visits and consultations.....		621210-1	5.9	0.2	0.0	0.4	-0.4	0.0	
Private insurance patients: dental visits and consultations.....		621210-11	3.4	0.3	0.0	0.7	-0.6	0.0	
Medicare, Medicaid and all other patients: dental visits and consultations.....		621210-12	9.5	0.2	0.0	0.0	0.0	0.0	
Dental surgical intervention services.....		621210-2	1.8	0.0	0.0	0.0	-0.1	0.0	
Private insurance patients: dental surgical intervention services.....		621210-21	1.3	0.0	0.0	0.0	-0.2	0.0	
Medicare, Medicaid and all other patients: dental surgical intervention services..		621210-22	2.6	0.0	0.0	-0.1	0.0	0.0	
Dental non-surgical intervention services.....		621210-3	2.7	0.2	0.0	1.1	0.0	0.0	
Private insurance patients: dental non-surgical intervention services.....		621210-31	1.5	0.2	0.0	0.9	0.0	0.0	
Medicare, Medicaid and all other patients: dental non-surgical intervention services.....		621210-32	4.2	0.2	0.0	1.2	0.0	0.0	
Medical and diagnostic laboratories.....	6215		-1.0	-0.4	0.0	0.0	0.0	-0.5	
Medical and diagnostic laboratories.....	62151		-1.0	-0.4	0.0	0.0	0.0	-0.5	
Medical laboratories.....	621511		-1.2	-0.5	0.0	0.0	0.0	-0.9	
Primary services.....		621511-P	-1.2	-0.5	0.0	0.0	0.0	-0.9	
Medical laboratory services.....		621511-2	-1.2	-0.5	0.0	0.0	0.0	-0.9	
Medicare patients.....		621511-23	-1.9	-1.0	0.0	0.0	0.0	0.0	
Medicaid patients.....		621511-24	0.0	0.0	0.0	0.0	0.1	0.0	
Private insurance patients.....		621511-25	-1.7	-0.6	0.0	0.0	-0.1	-1.5	
All other patients.....		621511-26	0.5	0.0	0.0	0.0	0.0	0.0	
Diagnostic imaging centers.....	621512		-0.7	-0.2	0.0	0.0	0.0	0.0	
Primary services.....		621512-P	-0.7	-0.2	0.0	0.0	0.0	0.0	
Diagnostic imaging services.....		621512-4	-0.7	-0.2	0.0	0.0	0.0	0.0	
Medicare and Medicaid patients.....		621512-41	-3.0	-1.0	0.0	0.0	0.0	0.0	
Private insurance and all other patients.....		621512-42	0.0	0.0	0.0	0.0	0.0	0.0	
Home health care services.....	6216		2.2	-0.2	0.0	0.0	1.3	0.0	
Home health care services.....	62161		2.2	-0.2	0.0	0.0	1.3	0.0	
Home health care services.....	621610		2.2	-0.2	0.0	0.0	1.3	0.0	
Primary services.....		621610-P	2.3	-0.2	0.0	0.0	1.3	0.0	

See footnotes at end of table.

Table 12. Producer price index percentage changes for the net output of selected industries and their products, not seasonally adjusted — Continued
 [November 2022]

Title ¹	Industry code	Product code	Unadjusted 12-month percent change ²	Unadjusted 1-month percent change ²				
				Nov. 2021 to Nov. 2022 ^P	June to July	July to Aug. ^P	Aug. to Sept. ^P	Sept. to Oct. ^P
Home health care services - Continued								
Medicare and Medicaid patients.....		621610-3	2.2	-0.3	0.0	0.0	1.3	0.0
Medicare patients.....		621610-31	1.3	-1.0	0.0	0.0	1.3	0.0
Medicaid patients.....		621610-32	3.0	0.4	0.1	0.0	1.3	0.0
Private insurance and all other patients.....		621610-4	2.9	0.2	0.0	0.0	1.3	0.0
Private insurance patients.....		621610-41	0.7	0.6	0.0	0.0	0.0	0.0
All other patients.....		621610-42	4.0	0.0	0.0	0.0	1.9	0.0
Other receipts.....		621610-SM	0.0	-0.8	0.0	0.0	0.8	0.1
All other ambulatory health care services.....	62199		4.2	0.3	0.7	0.1	0.0	1.0
Blood and organ banks.....								
Primary services.....	621991	621991-P	4.2	0.3	0.7	0.1	0.0	1.1
Human blood services.....		621991-1	3.5	0.7	0.8	0.2	0.1	0.1
Human red blood and whole blood services.....		621991-12	3.3	1.0	1.0	0.2	0.1	0.0
Human blood plasma services.....		621991-13	3.4	-0.1	0.1	0.3	0.1	0.2
Human blood platelet and other blood services.....		621991-14	4.5	0.9	1.2	-0.1	0.3	0.2
Human organ, bone, tissue, and other bank services.....		621991-2	6.4	-0.6	0.7	-0.1	-0.3	4.1
Other receipts.....		621991-SM	6.2	0.1	0.9	0.0	0.0	-0.3
Hospitals.....								
General medical and surgical hospitals.....	622		3.1	0.4	0.0	-0.1	0.4	0.0
General medical and surgical hospitals.....	6221		3.2	0.4	-0.1	0.0	0.5	0.0
General medical and surgical hospitals.....	62211		3.2	0.4	-0.1	0.0	0.5	0.0
General medical and surgical hospitals.....	622110		3.2	0.4	-0.1	0.0	0.5	0.0
Primary services.....		622110-P	3.4	0.4	-0.1	0.0	0.5	0.0
Certain infectious and parasitic diseases.....		622110-201	6.4	-0.3	0.0	0.0	1.5	0.0
Neoplasms.....		622110-202	2.4	0.5	0.6	-0.2	-0.3	0.0
Diseases of the blood & blood-forming organs & certain disorders involving the immune mechanism.....		622110-203	4.9	-0.7	0.0	0.0	5.2	0.0
Endocrine, nutritional and metabolic diseases.....		622110-204	6.9	3.4	-0.3	0.0	0.2	-1.0
Mental and behavioural disorders.....		622110-205	6.7	4.1	-2.5	0.0	0.4	0.0
Diseases of the nervous system.....		622110-206	2.4	0.0	0.0	-0.3	2.1	0.0
Diseases of the circulatory system.....		622110-209	2.1	-0.1	0.3	0.0	1.2	0.2
Diseases of the respiratory system.....		622110-210	1.3	-0.5	0.2	0.0	0.2	0.0
Diseases of the digestive system.....		622110-211	2.3	0.3	-0.1	0.1	0.7	-0.4
Diseases of the skin and subcutaneous tissue.....		622110-212	-0.2	-0.1	0.5	0.0	0.8	0.0
Diseases of the musculoskeletal system and connective tissue.....		622110-213	3.5	1.2	-1.3	-0.3	0.8	-0.2
Diseases of the genitourinary system.....		622110-214	0.9	-0.4	0.1	0.0	0.5	0.2
Pregnancy, childbirth and the puerperium.....		622110-215	4.4	1.6	-0.1	0.3	0.0	0.3
Certain conditions originating in the perinatal period.....		622110-216	2.6	3.4	0.0	0.0	0.3	0.0
Symptoms, signs and abnormal clinical and laboratory findings, not elsewhere classified.....		622110-218	2.9	-0.5	0.2	0.0	-0.8	0.0
Injury, poisoning and certain other consequences of external causes.....		622110-219	1.8	-0.1	0.0	0.0	0.0	0.0
Factors influencing health status and contact with health services.....		622110-221	8.7	-0.2	0.0	0.0	0.8	0.0
Other diseases.....		622110-223	1.9	0.5	1.2	0.0	0.0	0.0
Psychiatric and substance abuse hospitals.....	6222		4.2	-0.3	0.0	0.0	-0.1	0.3
Psychiatric and substance abuse hospitals.....	62221		4.2	-0.3	0.0	0.0	-0.1	0.3
Psychiatric and substance abuse hospitals.....	622210		4.2	-0.3	0.0	0.0	-0.1	0.3
Primary services.....		622210-P	4.2	-0.3	0.0	0.0	-0.1	0.3
Psychiatric hospitals.....		622210-3	4.7	-0.4	0.0	0.0	-0.1	0.3
Medicare patients: psychiatric hospitals.....		622210-31	1.2	-0.2	0.6	-0.3	-0.8	1.9
Medicaid patients: psychiatric hospitals.....		622210-32	2.2	0.0	-0.1	0.0	0.0	0.6
Private insurance and all other patients: psychiatric hospitals.....		622210-33	6.1	-0.5	0.0	0.0	0.0	0.0
Other specialty hospitals.....	6223		0.2	0.7	0.2	-0.8	-0.6	0.0
Other specialty hospitals.....	62231		0.2	0.7	0.2	-0.8	-0.6	0.0
Other specialty hospitals.....	622310		0.2	0.7	0.2	-0.8	-0.6	0.0
Primary services.....		622310-P	0.7	0.7	0.2	-0.9	-0.1	0.0
Specialty, except psychiatric and substance abuse, hospitals.....		622310-6	0.7	0.7	0.2	-0.9	-0.1	0.0
Medicare patients.....		622310-61	2.5	0.6	-0.3	-2.4	-0.6	0.0
Medicaid patients.....		622310-62	1.8	1.0	0.2	1.2	0.7	0.0
Private insurance and all other patients.....		622310-63	-0.3	0.7	0.4	-0.4	0.1	0.0
Nursing care facilities.....	6231		4.3	1.8	0.7	0.2	0.8	0.2
Nursing care facilities.....	62311		4.3	1.8	0.7	0.2	0.8	0.2

See footnotes at end of table.

Table 12. Producer price index percentage changes for the net output of selected industries and their products, not seasonally adjusted — Continued
 [November 2022]

Title ¹	Industry code	Product code	Unadjusted 12-month percent change ²	Unadjusted 1-month percent change ²				
				Nov. 2021 to Nov. 2022 ^P	June to July	July to Aug. ^P	Aug. to Sept. ^P	Sept. to Oct. ^P
Nursing care facilities - Continued								
Nursing care facilities.....	623110		4.3	1.8	0.7	0.2	0.8	0.2
Primary services.....		623110-P	4.5	1.9	0.7	0.2	0.8	0.2
Medicare and Medicaid patients.....		623110-1	3.9	2.5	0.1	0.3	1.0	0.2
Medicaid patients.....		623110-101	5.8	4.7	0.2	0.5	0.0	0.3
Medicare patients.....		623110-102	0.8	-1.0	0.0	0.0	2.6	0.0
Private insurance and all other patients.....		623110-3	5.2	1.1	1.5	0.1	0.7	0.2
Private insurance patients.....		623110-301	-0.5	0.0	0.0	0.0	0.0	0.0
All other patients.....		623110-302	6.3	1.3	1.8	0.1	0.8	0.2
Residential developmental disability homes.....	62321		5.2	2.7	0.2	-0.1	0.2	0.0
Residential developmental disability homes.....	623210		5.2	2.7	0.2	-0.1	0.2	0.0
Primary services.....		623210-P	5.3	2.7	0.2	-0.1	0.2	0.0
Residential intellectual and developmental disability services.....		623210-1	5.3	2.7	0.2	-0.1	0.2	0.0
Medicaid patients.....		623210-11	6.4	3.8	0.2	-0.1	0.2	0.0
Non-Medicaid patients.....		623210-12	0.3	-1.9	0.0	0.0	0.0	0.0
Amusement and theme parks.....	7131		5.9	-0.8	-0.7	1.1	1.8	1.6
Amusement and theme parks.....	71311		5.9	-0.8	-0.7	1.1	1.8	1.6
Amusement and theme parks.....	713110		5.9	-0.8	-0.7	1.1	1.8	1.6
Primary services.....		713110-P	5.7	-1.0	-0.8	1.1	2.2	1.7
Amusement and theme park admissions.....		713110-1	8.4	-1.8	-1.3	2.4	2.9	2.6
Amusement and theme park food and beverage sales.....		713110-2	4.2	0.2	-0.1	0.1	-0.1	0.0
Amusement and theme park merchandise sales, games, and other services.....		713110-3	-2.1	0.7	0.2	-2.1	2.1	0.5
Other receipts.....		713110-SM	8.1	0.2	0.5	0.4	-1.4	0.3
Golf courses and country clubs.....	71391		7.3	2.8	0.2	-0.2	0.3	0.6
Golf courses and country clubs.....	713910		7.3	2.8	0.2	-0.2	0.3	0.6
Primary services.....		713910-P	7.8	3.1	0.2	-0.3	0.3	0.7
Membership dues and fees.....		713910-1	8.8	2.6	0.0	0.0	-0.1	0.1
Greens and guest fees.....		713910-2	1.6	2.9	0.0	-1.3	0.2	3.2
Food and beverage sales.....		713910-3	11.7	4.8	0.8	0.0	1.4	0.0
Equipment rentals and all other golf services.....		713910-4	9.5	1.8	0.0	0.0	0.1	-1.0
Fitness and recreational sports centers.....	71394		1.7	0.2	0.0	0.0	0.4	0.0
Fitness and recreational sports centers.....	713940		1.7	0.2	0.0	0.0	0.4	0.0
Primary services.....		713940-P	0.3	0.0	0.0	0.0	0.5	0.0
Fitness and recreational facility memberships.....		713940-1	0.4	0.0	0.0	0.0	0.7	0.0
Recreational facility admissions, classes, and other fitness center services.....		713940-2	0.0	0.0	0.0	0.0	0.0	0.0
Other receipts.....		713940-SM	6.8	0.9	0.0	0.0	0.0	0.0
Accommodation.....	721		7.3	1.4	-3.7	-0.1	1.6	-4.2
Accommodation.....	7211		7.3	1.4	-3.7	-0.1	1.6	-4.2
Hotels (exc casino hotels) and motels.....	72111		10.2	1.4	-4.2	-1.6	1.7	-4.1
Hotels and motels, except casino hotels.....	721110		10.2	1.4	-4.2	-1.6	1.7	-4.2
Primary services.....		721110-P	10.3	1.4	-4.2	-1.6	1.7	-4.2
Guestroom rental.....		721110-1	11.0	1.5	-5.5	-2.3	2.2	-5.5
Limited service hotels and motels guestroom rental.....		721110-101	3.8	-0.2	1.3	-2.9	-2.8	-5.3
Full service hotels and motels guestroom rental.....		721110-102	21.0	-1.1	-1.1	1.4	5.3	-7.3
Luxury and resort hotels guestroom rental.....		721110-103	4.4	4.0	-10.0	-5.3	0.3	-3.7
Hotel and motel food and beverage and related services.....		721110-2	7.3	1.1	0.8	0.7	0.0	0.3
Hotel and motel food and nonalcoholic beverage and related services.....		721110-201	7.5	1.3	1.0	0.8	0.0	0.4
Hotel and motel alcoholic beverage and related services.....		721110-202	6.6	0.1	0.0	0.0	0.0	0.0
Other hotel and motel services.....		721110-5	10.6	0.7	-0.5	0.6	0.8	-0.1
Other receipts.....		721110-SM1	0.2	0.4	1.7	1.7	-6.6	2.8
Casino hotels.....	72112		-0.1	1.3	-2.2	4.2	1.5	-4.4
Casino hotels.....	721120		-0.1	1.3	-2.2	4.2	1.5	-4.4
Primary services.....		721120-P	-0.1	1.2	-2.2	4.3	1.5	-4.5
Casino hotel guestroom rental.....		721120-1	3.2	-0.8	-5.5	6.5	9.9	-10.8
Casino hotel food and beverage and related services.....		721120-2	9.7	0.2	0.8	0.0	0.5	0.0
Casino hotel food and nonalcoholic beverage and related services.....		721120-201	8.3	0.2	0.0	-0.1	0.8	0.0
Casino hotel alcoholic beverage and related services.....		721120-202	12.1	0.1	2.2	0.0	0.0	0.0
Casino gaming receipts.....		721120-5	-3.7	2.2	-2.3	5.4	-0.2	-4.3
Other casino hotel services.....		721120-6	2.3	0.3	0.0	0.0	0.0	0.0
Other receipts.....		721120-SM1	3.1	10.6	-9.2	0.0	-2.0	4.2

See footnotes at end of table.

Table 12. Producer price index percentage changes for the net output of selected industries and their products, not seasonally adjusted — Continued
 [November 2022]

Title ¹	Industry code	Product code	Unadjusted 12-month percent change ²	Unadjusted 1-month percent change ²				
				Nov. 2021 to Nov. 2022 ^p	June to July	July to Aug. ^p	Aug. to Sept. ^p	Sept. to Oct. ^p
Casino hotels - Continued								
Commercial machinery repair and maintenance.....	8113		15.0	0.2	3.0	0.6	0.1	0.1
Commercial machinery repair and maintenance.....	81131		15.0	0.2	3.0	0.6	0.1	0.1
Commercial machinery repair and maintenance.....	811310		15.0	0.2	3.0	0.6	0.1	0.1
Primary services.....		811310-P	11.8	0.3	2.2	0.9	0.0	0.1
Maintenance and repair services for agricultural, construction, and mining machinery.....		811310-5	15.7	0.0	3.3	1.0	0.0	0.0
Maintenance and repair services for commercial and service industry machinery.....		811310-6	10.4	1.3	4.4	0.0	0.0	0.4
Maintenance and repair services for industrial machinery.....		811310-7	11.1	0.0	0.9	0.9	0.0	0.0
Maintenance and repair services for general purpose machinery.....		811310-8	8.7	0.0	-0.1	2.7	0.0	0.2
Other receipts.....		811310-SM	22.6	0.0	4.6	0.0	0.5	0.0
Special indexes								
New nonresidential building construction by contractor type/region.....	236400		19.5	5.2	0.1	0.2	2.8	0.2
General contractors.....		236400-1	18.4	5.3	0.4	0.0	2.5	0.1
General contractors, Northeast.....		236400-11	15.7	4.9	0.4	0.0	2.6	0.0
General contractors, South.....		236400-12	19.0	6.8	0.0	0.0	2.6	0.0
General contractors, Midwest.....		236400-13	15.9	4.2	0.1	0.0	2.0	0.0
General contractors, West.....		236400-14	21.1	4.3	1.4	0.0	2.5	0.5
Plumbing, heating, and air conditioning contractors.....		236400-221	20.6	4.0	-1.2	-0.5	6.8	0.8
Plumbing, heating, and air conditioning contractors, Northeast.....		236400-2211	34.1	3.4	-1.6	0.1	6.9	0.8
Plumbing, heating, and air conditioning contractors, South.....		236400-2212	19.7	5.8	0.0	0.6	7.9	0.2
Plumbing, heating, and air conditioning contractors, Midwest.....		236400-2213	18.4	4.7	-0.2	0.0	6.8	0.4
Plumbing, heating, and air conditioning contractors, West.....		236400-2214	11.4	1.6	-3.4	-3.3	5.0	2.3
Electrical contractors.....		236400-222	20.3	10.1	0.4	0.7	1.8	0.1
Electrical contractors, Northeast.....		236400-2221	23.2	9.8	0.7	2.1	1.3	0.3
Electrical contractors, South.....		236400-2222	18.5	10.2	0.0	0.5	2.0	0.3
Electrical contractors, Midwest.....		236400-2223	18.4	10.6	0.5	0.1	1.6	-0.4
Electrical contractors, West.....		236400-2224	22.3	9.7	0.6	0.4	1.8	0.0
Roofing contractors.....		236400-223	34.5	4.0	-0.4	-0.1	0.7	0.0
Roofing contractors, Northeast.....		236400-2231	23.7	9.0	-1.8	-0.1	1.8	0.0
Roofing contractors, South.....		236400-2232	49.1	-5.9	0.0	0.0	0.3	0.0
Roofing contractors, Midwest.....		236400-2233	29.1	12.3	0.1	-0.3	1.1	0.0
Roofing contractors, West.....		236400-2234	24.2	13.5	-0.7	-0.3	0.1	0.0
Poured concrete foundation and structure contractors.....		236400-224	11.0	1.8	1.0	0.2	1.0	0.3
Poured concrete foundation and structure contractors, Northeast.....		236400-2241	5.7	1.4	0.0	1.0	1.0	-0.1
Poured concrete foundation and structure contractors, South.....		236400-2242	10.6	1.8	0.0	0.2	1.0	0.1
Poured concrete foundation and structure contractors, Midwest.....		236400-2243	12.3	2.5	0.9	0.1	1.3	0.7
Poured concrete foundation and structure contractors, West.....		236400-2244	13.3	1.4	3.2	0.0	0.9	0.2
New nonresidential building construction by region.....	236500		19.6	5.7	0.2	0.3	2.8	0.2
New nonresidential building construction, Northeast.....		236500-1	21.9	5.5	0.1	0.9	2.8	0.2
New nonresidential building construction, South.....		236500-2	18.7	6.5	0.0	0.4	2.8	0.1
New nonresidential building construction, Midwest.....		236500-3	18.7	5.3	0.2	0.1	2.4	0.0
New nonresidential building construction, West.....		236500-4	20.0	5.0	0.4	-0.2	2.9	0.4
Nonresidential building maintenance & repair.....	2381MR		8.5	-1.6	0.1	0.3	1.4	0.0
General medical and surgical hospitals by patient type.....	62211A							
Medicare patients.....		62211A-2	1.7	-1.0	-0.2	0.0	2.5	0.0
Medicaid patients.....		62211A-4	0.8	-0.1	0.0	0.0	-0.1	0.0
Private insurance and all other patients.....		62211A-6	4.1	1.2	-0.2	-0.1	-0.5	-0.1
Private insurance patients.....		62211A-61	4.8	1.3	0.5	-0.1	-0.6	-0.1
All other patients.....		62211A-62	0.7	0.8	-3.4	-0.3	0.0	0.0
Premiums for property and casualty insurance ³	924126		2.6	0.7	0.1	0.2	0.0	0.0
Primary services.....		924126-P	2.6	0.7	0.1	0.2	0.0	0.0
Premiums for private passenger auto insurance.....		924126-1	5.0	1.4	0.0	0.1	0.3	0.1
Premiums for homeowner's insurance.....		924126-2	0.9	0.1	0.1	0.5	-0.9	0.3
Premiums for commercial auto insurance.....		924126-3	0.3	0.1	0.0	0.3	0.0	0.1
Premiums for non-auto liability insurance.....		924126-4	0.8	0.0	0.3	0.0	0.0	0.0
Premiums for medical malpractice insurance.....		924126-402	1.1	0.0	0.0	0.0	-0.1	0.0
Premiums for product and other non-auto liability insurance.....		924126-403	0.8	0.0	0.4	0.0	0.0	0.0
Premiums for commercial multiple peril insurance.....		924126-5	2.9	-0.1	0.2	0.3	0.0	0.0
Premiums for worker's compensation insurance.....		924126-6	-1.4	-0.1	-0.1	-0.1	0.0	-0.7
Premiums for other property and casualty insurance.....		924126-7	0.6	0.0	0.0	0.0	0.0	0.0

¹ Industry and product class indexes may include products not shown separately.

² All indexes are subject to revision for 4 months after their originally scheduled publication to incorporate late reports and corrections by survey respondents.

³ The special index for 924126, in which prices reflect premiums only, contrasts with the index shown elsewhere in this table for NAICS 524126, where prices reflect premiums plus the amount of investment income earned on the invested portion of the premium.

^p Preliminary

"-" Data not available.

n.e.c. = Not elsewhere classified.

NOTE: Titles of some industries and products are not shown in this table because they fail to meet our publication criteria.

Table 13. Producer price indexes and percentage changes for special commodity groupings, not seasonally adjusted

[November 2022, Index base 1982=100, unless otherwise indicated]

Title	Other index base	Commodity code		Unadjusted index ¹					Unadjusted 1-month percent change ¹	Unadjusted 12-month percent change ¹
		Group code	Item code	July 2022	Aug. 2022 ^p	Sept. 2022 ^p	Oct. 2022 ^p	Nov. 2022 ^p	Oct. to Nov. ^p	Nov. 2021 to Nov. 2022 ^p
All commodities except farm products.....		SI	006111	273.331	270.883	269.296	266.058	263.185	-1.1	7.2
Industrial commodities less fuels.....		ILF	T15M05	259.519	258.724	257.399	256.296	256.277	0.0	4.4
Construction materials.....		SI	012011	346.790	342.746	336.421	333.333	330.846	-0.7	0.6
Chemicals and allied products, including synthetic rubber and synthetic fibers and yarns.....		SI	020011	366.670	359.522	357.341	355.878	353.686	-0.6	3.9
Lumber and plywood.....		SI	004011	320.839	310.900	298.425	287.979	279.103	-3.1	-5.8
Foods										
All foods.....		SI	013011	267.120	265.096	266.219	269.355	277.582	3.1	15.2
Apples.....	06/08	SI	01102A	113.213	113.213	123.495	143.053	150.949	5.5	26.7
Berries.....	06/08	SI	01102B	111.977	142.181	98.438	152.292	236.899	55.6	-7.8
Processed foods.....		SI	095011	266.693	266.093	265.277	263.859	265.966	0.8	9.9
Textiles										
Selected textile mill products.....		SI	134011	196.812	198.310	198.591	198.254	199.420	0.6	6.5
Hosiery.....		SI	092011	184.184	184.185	184.185	184.186	184.186	0.0	5.2
Underwear and nightwear.....		SI	094011	158.769	158.769	158.769	158.769	158.769	0.0	2.9
Metals										
Steel mill products, including fabricated wire products.....		SI	STEEL1	405.228	386.873	362.190	343.747	334.063	-2.8	-25.1
Finished steel mill products, excluding fabricated wire products.....		SI	STEEL2	397.120	377.890	350.638	329.509	319.601	-3.0	-29.8
Finished steel mill products, including fabricated wire products.....		SI	STEEL3	398.816	380.611	354.577	334.951	325.490	-2.8	-28.0
Special metals and metal products.....		SI	018011	249.934	248.132	244.783	242.054	241.849	-0.1	-2.4
Fabricated metal products.....		SI	017011	283.248	284.120	283.564	282.947	282.911	0.0	9.5
Copper and copper products.....		SI	019011	478.440	485.194	485.561	471.164	504.643	7.1	-8.4
Machinery										
Machinery and motive products.....		SI	093011	180.228	180.941	181.410	182.286	182.802	0.3	7.3
Machinery and equipment, except electrical.....		SI	089011	197.920	199.028	199.695	200.913	201.607	0.3	10.6
Agricultural machinery, including tractors.....		SI	024011	316.086	318.305	321.858	328.942	328.571	-0.1	15.4
Metalworking machinery.....		SI	021011	230.088	230.668	231.949	232.306	232.942	0.3	6.2
Total tractors.....		SI	023011	267.191	276.256	276.256	274.120	272.176	-0.7	7.4
Agriculture machinery and equipment, less parts.....		SI	021012	311.669	313.856	317.359	324.345	323.979	-0.1	15.4
Agricultural machinery, excluding tractors.....		SI	024012	327.372	329.623	332.838	339.314	339.134	-0.1	14.4
Medical										
Pharmaceutical preparations for human and veterinary use.....		SI	070011	840.068	840.330	840.363	840.987	841.087	0.0	2.3
Pharmaceuticals for human use, prescription.....	06/01	SI	07003	308.863	309.126	309.126	309.126	309.096	0.0	2.0
Pharmaceuticals for human use, non-prescription.....	06/01	SI	07006	140.062	140.488	140.579	141.401	141.401	0.0	2.5
Health care services, Medicare patients.....	06/14	SI	HCARE1	112.279	112.182	112.129	114.557	114.566	0.0	0.8
Health care services, Medicaid patients.....	06/14	SI	HCARE2	114.041	114.138	114.269	114.372	114.460	0.1	3.9
Health care services, private insurance patients.....	06/14	SI	HCARE3	121.570	121.817	121.912	121.236	121.230	0.0	2.8
Health care services, all other patients.....	06/14	SI	HCARE4	123.581	122.649	122.699	123.227	123.640	0.3	3.6

¹ All indexes are subject to revision for 4 months after their originally scheduled publication to incorporate late reports and corrections by survey respondents.

p Preliminary

NOTE: See next page for content of indexes on this table.

Table 13 commodity groupings include the following items:

All commodities except farm products: 02 through 15

Industrial commodities less fuels: 03, 04, and 06 through 15

Construction materials: 062101, 0721, 081105, 081106, 081107, 081203, 081204, 082, 0831, 0835, 086, 092, 101502, 101703, 101704, 10250163, 104101, 105, 106, 1071, 107301, 1074051, 107411, 10830225, 1142, 1147, 11490205, 11710143, 11710144, 11710147, 11710216, 11710217, 123101, 1232, 131105, 1321, 1322, 133, 134, 1361, 1362, 137, 1392, 1394, and 139501

Chemicals and allied products, including synthetic rubber and synthetic fibers: 031, 06 less 064, and 071102

Lumber and plywood: 081 and 083

All foods: 011, 017, and 02 less 0261, 0262, and 029

Apples: 01110208, 01110209, 01110211, 01110215, 01110216, 01110220, 01110229, 01110230

Berries: 01110222, 01110224, 01110225, 01110226, 01110227

Processed foods: 02 less 0261, 0262, and 029

Selected textile mill products: 0327, 03370104, 034, 0381080832, 03820312, 038303214, 038303215, and 1231

Hosiery: 03810831

Underwear and nightwear: 03810641, 03810642, 03810645, 03810646, 038106541, 03810761, 0381080832, 0381080835

Steel mill products, including fabricated wire products: 1017 and 1088

Finished steel mill products, excluding fabricated wire products: 1017 less 101702

Finished steel mill products, including fabricated wire products: 1017 and 1088 less 101702

Special metals and metal products: 10, 111, and 141

Fabricated metal products: 103 through 108

Copper and copper products: 10210201, 10220131, 102301, 102403, 102502, 10260314, and 102807013

Machinery and motive products: 11 and 14

Machinery and equipment except electrical: 111, 112, 113, 114, 115, 116, 118, and 119

Agriculture machinery, including tractors: 1114 less 111409

Metalworking machinery: 113A, 1132, 113304, 1137, and 1138

Total tractors: 111403 and 112A less 112A03

Agricultural machinery and equipment, less parts (old commodity code 111): 111 less 111409

Agricultural machinery, excluding tractors (old commodity code 112): 1114 less 111403

Pharmaceutical preparations for human and veterinary use: 0634 and 0638

Pharmaceuticals for human use, prescription: prescription pharmaceutical price quotes from 0638

Pharmaceuticals for human use, non-prescription: non-prescription pharmaceutical price quotes from 0638

Health care services, Medicare patients: Medicare price quotes from 511 and 512

Health care services, Medicaid patients: Medicaid price quotes from 511 and 512

Health care services, private insurance patients: Private insurance price quotes from 511 and 512

Health care services, all other patients: Price quotes from 511 and 512, less Medicare, Medicaid, and private insurance

Note: Weights for the above components are those used for the comprehensive All commodities index.

Table 14. Producer price indexes and percentage changes for net inputs to industries, excluding capital investment, labor, and imports; not seasonally adjusted
 [November 2022, Index base December 2014=100, unless otherwise indicated]

Title	Other index base	Commodity code		Unadjusted index ¹					Unadjusted 1-month percent change ¹	Unadjusted 12-month percent change ¹
		Group code	Item code	July 2022	Aug. 2022 ^P	Sept. 2022 ^P	Oct. 2022 ^P	Nov. 2022 ^P	Oct. to Nov. ^P	Nov. 2021 to Nov. 2022 ^P
Construction										
Inputs to construction industries, excluding capital investment, labor, and imports.....		IP	230000	153.602	150.981	150.021	150.571	150.016	-0.4	9.8
Inputs to construction industries, goods.....	06/86	IP	2300001	327.577	323.785	323.004	323.956	321.005	-0.9	11.9
Inputs to construction industries, energy.....		IP	23000012	191.726	168.233	170.757	179.447	169.772	-5.4	26.1
Inputs to construction industries, goods less foods and energy....		IP	23000013	150.171	150.955	150.244	149.716	149.306	-0.3	10.2
Inputs to construction industries, services.....		IP	2300002	152.246	148.229	146.280	146.997	147.842	0.6	6.5
Inputs to construction industries, trade services ²		IP	23000021	165.466	158.420	154.906	156.162	156.673	0.3	5.2
Inputs to construction industries, transportation and warehousing services.....		IP	23000022	148.624	145.310	144.325	143.435	144.947	1.1	11.1
Inputs to construction industries, services less trade, transportation, and warehousing.....		IP	23000023	123.065	124.613	125.300	125.602	126.783	0.9	7.4
New construction										
Inputs to new construction, excluding capital investment, labor, and imports.....		IP	231000	153.895	151.490	150.598	151.128	150.600	-0.3	9.8
Inputs to new construction, goods.....	06/86	IP	2310001	327.051	323.649	322.896	323.883	321.078	-0.9	11.7
Inputs to new construction, energy.....		IP	23100012	189.014	166.338	169.178	178.480	168.695	-5.5	26.7
Inputs to new construction, goods less foods and energy.....		IP	23100013	150.971	151.758	151.037	150.500	150.134	-0.2	10.1
Inputs to new construction, services.....		IP	2310002	152.065	148.285	146.462	147.099	147.963	0.6	6.4
Inputs to new construction, trade services ²		IP	23100021	166.296	159.294	155.780	156.972	157.491	0.3	5.1
Inputs to new construction, transportation and warehousing services.....		IP	23100022	148.624	145.310	144.325	143.435	144.947	1.1	11.1
Inputs to new construction, services less trade, transportation, and warehousing.....		IP	23100023	123.395	124.804	125.477	125.765	126.902	0.9	7.3
Inputs to residential construction industries, excluding capital investment, labor, and imports.....		IP	231100	151.580	148.729	147.248	147.958	147.671	-0.2	9.2
Inputs to residential construction industries, goods.....	06/86	IP	2311001	317.376	315.244	314.514	315.286	312.713	-0.8	11.7
Inputs to residential construction industries, energy.....		IP	23110012	177.808	157.376	159.595	166.724	157.826	-5.3	25.1
Inputs to residential construction industries, goods less foods and energy.....		IP	23110013	148.788	149.750	149.140	148.819	148.373	-0.3	10.4
Inputs to residential construction industries, services.....		IP	2311002	152.184	147.193	144.390	145.498	146.305	0.6	6.3
Inputs to residential construction industries, trade services ²		IP	23110021	161.545	154.191	150.001	151.622	152.212	0.4	5.4
Inputs to residential construction industries, transportation and warehousing services.....		IP	23110022	148.624	145.311	144.325	143.435	144.948	1.1	11.1
Inputs to residential construction industries, services less trade, transportation, and warehousing.....		IP	23110023	125.822	127.229	127.870	128.199	129.390	0.9	7.6
Inputs to single family residential construction, excluding capital investment, labor, and imports.....		IP	231110	150.328	147.693	146.059	146.655	146.471	-0.1	8.9
Inputs to single family residential construction, goods.....		IP	2311101	148.421	147.925	147.388	147.579	146.470	-0.8	11.3
Inputs to single family residential construction, energy.....		IP	23111012	181.102	160.959	163.157	169.956	160.926	-5.3	24.6
Inputs to single family residential construction, goods less foods and energy.....		IP	23111013	149.296	150.271	149.516	149.213	148.676	-0.4	10.3
Inputs to single family residential construction, services.....		IP	2311102	152.125	147.159	144.331	145.368	146.194	0.6	6.5
Inputs to single family residential construction, trade services ²		IP	23111021	160.568	153.691	149.687	151.131	151.723	0.4	5.7
Inputs to single family residential construction, transportation and warehousing services.....		IP	23111022	148.624	145.311	144.325	143.435	144.948	1.1	11.1
Inputs to single family residential construction, services less trade, transportation, and warehousing.....		IP	23111023	127.217	128.794	129.624	129.994	131.459	1.1	8.1
Inputs to multifamily residential construction, excluding capital investment, labor, and imports.....		IP	231120	152.743	149.605	147.830	148.592	148.536	0.0	8.4
Inputs to multifamily residential construction, goods.....		IP	2311201	151.684	150.793	150.411	150.688	149.837	-0.6	11.1
Inputs to multifamily residential construction, energy.....		IP	23112012	184.167	163.708	166.034	173.417	164.619	-5.1	25.9
Inputs to multifamily residential construction, goods less foods and energy.....		IP	23112013	151.180	152.001	151.374	151.028	150.865	-0.1	9.9
Inputs to multifamily residential construction, services.....		IP	2311202	153.785	148.274	145.029	146.303	147.089	0.5	5.7
Inputs to multifamily residential construction, trade services ²		IP	23112021	163.440	155.286	150.420	152.336	152.900	0.4	4.7
Inputs to multifamily residential construction, transportation and warehousing services.....		IP	23112022	148.624	145.310	144.325	143.435	144.947	1.1	11.1
Inputs to multifamily residential construction, services less trade, transportation, and warehousing.....		IP	23112023	119.999	121.340	121.958	122.165	123.254	0.9	6.9
Inputs to other residential construction, excluding capital investment, labor, and imports.....		IP	231130	150.259	147.437	146.079	146.791	146.469	-0.2	9.1
Inputs to other residential construction, goods.....		IP	2311301	149.539	148.305	148.021	148.429	147.179	-0.8	11.6
Inputs to other residential construction, energy.....		IP	23113012	179.139	158.305	160.563	167.918	158.940	-5.3	25.3
Inputs to other residential construction, goods less foods and energy.....		IP	23113013	146.172	147.153	146.582	146.205	145.829	-0.3	10.1
Inputs to other residential construction, services.....		IP	2311302	151.055	146.349	143.716	144.790	145.568	0.5	6.3
Inputs to other residential construction, trade services ²		IP	23113021	162.324	154.890	150.681	152.317	152.913	0.4	5.4

See footnotes at end of table.

Table 14. Producer price indexes and percentage changes for net inputs to industries, excluding capital investment, labor, and imports; not seasonally adjusted — Continued
 [November 2022, Index base December 2014=100, unless otherwise indicated]

Title	Other index base	Commodity code		Unadjusted index ¹					Unadjusted 1-month percent change ¹	Unadjusted 12-month percent change ¹	
		Group code	Item code	July 2022	Aug. 2022 ^P	Sept. 2022 ^P	Oct. 2022 ^P	Nov. 2022 ^P	Oct. to Nov. ^P	Nov. 2021 to Nov. 2022 ^P	
Inputs to other residential construction, transportation and warehousing services.....		IP	23113022	148.624	145.310	144.325	143.435	144.947	1.1	11.1	
Inputs to other residential construction, services less trade, transportation, and warehousing.....		IP	23113023	117.612	118.827	119.374	119.690	120.618	0.8	7.2	
Inputs to nonresidential construction, excluding capital investment, labor, and imports.....	06/10	IP	231200	153.096	151.084	150.551	150.847	150.255	-0.4	10.1	
Inputs to nonresidential construction, goods.....		IP	2312001	165.064	163.115	162.705	163.085	161.725	-0.8	11.5	
Inputs to nonresidential construction, energy.....		IP	23120012	191.353	167.860	170.383	179.088	169.429	-5.4	26.2	
Inputs to nonresidential construction, goods less foods and energy.....		IP	23120013	150.793	151.460	150.739	150.134	149.823	-0.2	9.9	
Inputs to nonresidential construction, services.....		IP	2312002	149.987	147.553	146.688	146.850	147.781	0.6	6.8	
Inputs to nonresidential construction, trade services ²		IP	23120021	172.024	166.051	163.741	164.166	164.721	0.3	5.1	
Inputs to nonresidential construction, transportation and warehousing services.....		IP	23120022	148.624	145.310	144.325	143.435	144.947	1.1	11.1	
Inputs to nonresidential construction, services less trade, transportation, and warehousing.....		IP	23120023	117.172	118.630	119.257	119.526	120.534	0.8	7.4	
Inputs to commercial and healthcare structures, excluding capital investment, labor, and imports.....		06/10	IP	231210	153.544	152.417	151.843	151.933	151.492	-0.3	9.9
Inputs to commercial and healthcare structures, goods.....			IP	2312101	166.159	165.412	164.789	164.889	163.825	-0.6	11.0
Inputs to commercial and healthcare structures, energy.....	IP		23121012	183.517	162.679	164.943	172.125	162.949	-5.3	24.9	
Inputs to commercial and healthcare structures, goods less foods and energy.....	IP		23121013	152.770	153.560	152.769	152.340	151.952	-0.3	10.1	
Inputs to commercial and healthcare structures, services.....	IP		2312102	151.357	149.077	148.517	148.599	149.618	0.7	6.9	
Inputs to commercial and healthcare structures, trade services ²	IP		23121021	175.341	169.521	167.769	168.060	168.471	0.2	4.8	
Inputs to commercial and healthcare structures, transportation and warehousing services.....	IP		23121022	148.624	145.310	144.325	143.435	144.947	1.1	11.1	
Inputs to commercial and healthcare structures, services less trade, transportation, and warehousing.....	IP		23121023	117.291	118.913	119.680	119.972	121.258	1.1	7.7	
Inputs to commercial structures, excluding capital investment, labor, and imports.....	06/10		IP	231211	153.991	152.917	152.397	152.464	151.971	-0.3	9.8
Inputs to commercial structures, goods.....			IP	2312111	153.313	152.647	152.094	152.182	151.143	-0.7	11.0
Inputs to commercial structures, energy.....		IP	23121112	183.928	162.899	165.188	172.497	163.304	-5.3	25.1	
Inputs to commercial structures, goods less foods and energy.....		IP	23121113	153.140	153.978	153.207	152.760	152.312	-0.3	10.0	
Inputs to commercial structures, services.....		IP	2312112	151.898	149.745	149.326	149.334	150.335	0.7	6.8	
Inputs to commercial structures, trade services ²		IP	23121121	176.152	170.354	168.894	168.977	169.334	0.2	4.5	
Inputs to commercial structures, transportation and warehousing services.....		IP	23121122	148.624	145.310	144.325	143.435	144.947	1.1	11.1	
Inputs to commercial structures, services less trade, transportation, and warehousing.....		IP	23121123	120.943	122.542	123.272	123.569	124.846	1.0	7.5	
Inputs to healthcare structures, excluding capital investment, labor, and imports.....		06/10	IP	231212	153.396	152.173	151.564	151.704	151.292	-0.3	10.1
Inputs to healthcare structures, goods.....			IP	2312121	152.562	151.873	151.349	151.453	150.475	-0.6	11.3
Inputs to healthcare structures, energy.....	IP		23121212	182.567	162.194	164.420	171.331	162.233	-5.3	24.7	
Inputs to healthcare structures, goods less foods and energy.....	IP		23121213	152.322	153.090	152.354	151.953	151.566	-0.3	10.4	
Inputs to healthcare structures, services.....	IP		2312122	152.084	149.542	148.734	148.959	149.983	0.7	7.3	
Inputs to healthcare structures, trade services ²	IP		23121221	172.862	167.078	164.892	165.510	166.019	0.3	5.5	
Inputs to healthcare structures, transportation and warehousing services.....	IP		23121222	148.624	145.311	144.325	143.435	144.948	1.1	11.1	
Inputs to healthcare structures, services less trade, transportation, and warehousing.....	IP		23121223	118.361	119.948	120.801	121.107	122.380	1.1	7.8	
Inputs to industrial structures, excluding capital investment, labor, and imports.....	06/10		IP	231220	150.576	148.836	148.640	149.005	148.659	-0.2	9.5
Inputs to industrial structures, goods.....			IP	2312201	157.423	155.990	155.959	156.583	155.838	-0.5	11.5
Inputs to industrial structures, energy.....		IP	23122012	187.930	165.569	167.988	176.060	166.621	-5.4	25.7	
Inputs to industrial structures, goods less foods and energy.....		IP	23122013	144.513	145.120	144.863	144.754	144.865	0.1	10.2	
Inputs to industrial structures, services.....		IP	2312202	152.445	149.767	149.158	148.952	149.511	0.4	4.8	
Inputs to industrial structures, trade services ²		IP	23122021	175.294	168.343	166.614	166.144	166.217	0.0	1.6	
Inputs to industrial structures, transportation and warehousing services.....		IP	23122022	148.624	145.310	144.325	143.435	144.947	1.1	11.1	
Inputs to industrial structures, services less trade, transportation, and warehousing.....		IP	23122023	119.052	120.274	120.751	121.012	121.566	0.5	6.1	
Inputs to other nonresidential construction, excluding capital investment, labor, and imports.....		06/10	IP	231230	152.743	150.510	150.008	150.376	149.773	-0.4	10.3
Inputs to other nonresidential construction, goods.....			IP	2312301	164.251	161.978	161.675	162.140	160.743	-0.9	11.8
Inputs to other nonresidential construction, energy.....	IP		23123012	185.367	163.691	166.223	174.557	165.777	-5.0	26.2	
Inputs to other nonresidential construction, goods less foods and energy.....	IP		23123013	150.155	150.811	150.123	149.431	149.184	-0.2	9.8	
Inputs to other nonresidential construction, services.....	IP		2312302	149.140	146.698	145.727	145.945	146.881	0.6	7.0	
Inputs to other nonresidential construction, trade services ²	IP	23123021	170.754	164.825	162.329	162.861	163.493	0.4	5.5		

See footnotes at end of table.

Table 14. Producer price indexes and percentage changes for net inputs to industries, excluding capital investment, labor, and imports; not seasonally adjusted — Continued
 [November 2022, Index base December 2014=100, unless otherwise indicated]

Title	Other index base	Commodity code		Unadjusted index ¹					Unadjusted 1-month percent change ¹	Unadjusted 12-month percent change ¹
		Group code	Item code	July 2022	Aug. 2022 ^P	Sept. 2022 ^P	Oct. 2022 ^P	Nov. 2022 ^P	Oct. to Nov. ^P	Nov. 2021 to Nov. 2022 ^P
Inputs to other nonresidential construction, transportation and warehousing services.....		IP	23123022	148.624	145.310	144.325	143.435	144.947	1.1	11.1
Inputs to other nonresidential construction, services less trade, transportation, and warehousing.....		IP	23123023	116.964	118.395	118.989	119.253	120.222	0.8	7.3
Inputs to highways and streets, excluding capital investment, labor, and imports.....		IP	231231	149.717	147.472	147.201	147.512	146.966	-0.4	10.7
Inputs to highways and streets, goods.....		IP	2312311	149.897	147.696	147.656	148.062	146.968	-0.7	12.2
Inputs to highways and streets, energy.....		IP	23123112	195.540	170.638	173.297	182.809	172.891	-5.4	26.8
Inputs to highways and streets, goods less foods and energy....		IP	23123113	147.638	148.295	147.907	147.155	147.167	0.0	10.2
Inputs to highways and streets, services.....		IP	2312312	146.909	144.573	143.668	143.709	144.692	0.7	6.8
Inputs to highways and streets, trade services ²		IP	23123121	171.289	165.436	162.956	163.127	163.767	0.4	4.7
Inputs to highways and streets, transportation and warehousing services.....		IP	23123122	145.510	142.265	141.301	140.429	141.910	1.1	11.1
Inputs to highways and streets, services less trade, transportation, and warehousing.....		IP	23123123	115.697	117.306	118.025	118.291	119.367	0.9	7.8
Inputs to power and communication structures, excluding capital investment, labor, and imports.....		IP	231232	151.374	148.710	148.229	148.726	148.024	-0.5	9.7
Inputs to power and communication structures, goods.....		IP	2312321	157.588	154.333	154.068	154.714	152.974	-1.1	11.7
Inputs to power and communication structures, energy.....		IP	23123212	175.695	156.973	159.719	167.304	159.847	-4.5	26.0
Inputs to power and communication structures, goods less foods and energy.....		IP	23123213	152.179	152.895	151.861	150.730	150.460	-0.2	8.3
Inputs to power and communication structures, services.....		IP	2312322	142.707	140.874	140.087	140.374	141.134	0.5	6.7
Inputs to power and communication structures, trade services ²		IP	23123221	168.442	162.752	160.398	160.997	161.691	0.4	6.1
Inputs to power and communication structures, transportation and warehousing services.....		IP	23123222	148.624	145.311	144.325	143.435	144.947	1.1	11.1
Inputs to power and communication structures, services less trade, transportation, and warehousing.....		IP	23123223	117.000	118.071	118.409	118.641	119.297	0.6	6.5
Inputs to educational and vocational structures, excluding capital investment, labor, and imports.....		IP	231233	153.313	151.920	151.239	151.310	150.867	-0.3	9.6
Inputs to educational and vocational structures, goods.....		IP	2312331	152.760	151.874	151.220	151.249	150.224	-0.7	10.6
Inputs to educational and vocational structures, energy.....		IP	23123312	175.956	156.089	158.257	165.081	156.303	-5.3	24.9
Inputs to educational and vocational structures, goods less foods and energy.....		IP	23123313	151.517	152.043	151.176	150.699	150.249	-0.3	9.6
Inputs to educational and vocational structures, services.....		IP	2312332	152.009	149.403	148.670	148.842	149.823	0.7	7.2
Inputs to educational and vocational structures, trade services ²		IP	23123321	170.745	165.050	163.195	163.667	164.163	0.3	5.6
Inputs to educational and vocational structures, transportation and warehousing services.....		IP	23123322	148.624	145.311	144.325	143.435	144.948	1.1	11.1
Inputs to educational and vocational structures, services less trade, transportation, and warehousing.....		IP	23123323	118.075	119.595	120.338	120.641	121.847	1.0	7.6
Inputs to other misc. nonresidential construction, excluding capital investment, labor, and imports.....		IP	231234	152.648	150.339	149.605	149.955	149.329	-0.4	9.7
Inputs to other misc. nonresidential construction, goods.....		IP	2312341	151.215	149.171	148.704	149.044	147.689	-0.9	10.9
Inputs to other misc. nonresidential construction, energy.....		IP	23123412	191.431	167.873	170.397	179.178	169.538	-5.4	26.2
Inputs to other misc. nonresidential construction, goods less foods and energy.....		IP	23123413	149.895	150.416	149.575	148.898	148.518	-0.3	9.1
Inputs to other misc. nonresidential construction, services.....		IP	2312342	150.763	147.967	146.689	147.049	147.990	0.6	7.1
Inputs to other misc. nonresidential construction, trade services ²		IP	23123421	170.360	164.156	161.178	162.028	162.677	0.4	5.7
Inputs to other misc. nonresidential construction, transportation and warehousing services.....		IP	23123422	148.624	145.310	144.325	143.435	144.947	1.1	11.1
Inputs to other misc. nonresidential construction, services less trade, transportation, and warehousing.....		IP	23123423	117.007	118.424	119.027	119.291	120.258	0.8	7.4
Maintenance and repair construction										
Inputs to maintenance and repair construction, excluding capital investment, labor, and imports.....		IP	232000	150.653	147.614	146.672	147.465	146.937	-0.4	10.1
Inputs to maintenance and repair construction, goods.....	06/86	IP	2320001	336.232	331.539	331.070	332.875	329.658	-1.0	12.4
Inputs to maintenance and repair construction, energy.....		IP	23200012	209.545	180.945	184.196	197.170	186.121	-5.6	29.5
Inputs to maintenance and repair construction, goods less foods and energy.....		IP	23200013	147.625	148.361	147.769	147.271	146.844	-0.3	10.4
Inputs to maintenance and repair construction, services.....		IP	2320002	150.249	145.921	143.967	144.737	145.476	0.5	6.9
Inputs to maintenance and repair construction, trade services ²		IP	23200021	161.048	154.651	151.679	152.857	153.401	0.4	6.3
Inputs to maintenance and repair construction, transportation and warehousing services.....		IP	23200022	148.624	145.310	144.325	143.435	144.947	1.1	11.1
Inputs to maintenance and repair construction, services less trade, transportation, and warehousing.....		IP	23200023	116.585	118.319	119.179	119.276	120.337	0.9	7.6
Inputs to residential maintenance and repair, excluding capital investment, labor, and imports.....		IP	232100	148.210	145.329	144.062	144.751	144.622	-0.1	9.5
Inputs to residential maintenance and repair, goods.....	06/86	IP	2321001	310.151	308.020	307.469	308.622	306.359	-0.7	12.3
Inputs to residential maintenance and repair, energy.....		IP	23210012	208.755	180.125	183.218	194.773	184.097	-5.5	28.3

See footnotes at end of table.

Table 14. Producer price indexes and percentage changes for net inputs to industries, excluding capital investment, labor, and imports; not seasonally adjusted — Continued
 [November 2022, Index base December 2014=100, unless otherwise indicated]

Title	Other index base	Commodity code		Unadjusted index ¹					Unadjusted 1-month percent change ¹	Unadjusted 12-month percent change ¹
		Group code	Item code	July 2022	Aug. 2022 ^P	Sept. 2022 ^P	Oct. 2022 ^P	Nov. 2022 ^P	Oct. to Nov. ^P	Nov. 2021 to Nov. 2022 ^P
Inputs to residential maintenance and repair, goods less foods and energy.....		IP	23210013	145.474	146.434	145.926	145.690	145.288	-0.3	11.1
Inputs to residential maintenance and repair, services.....		IP	2321002	151.583	146.834	144.567	145.405	146.194	0.5	7.0
Inputs to residential maintenance and repair, trade services ²		IP	23210021	158.640	152.525	149.569	150.634	151.344	0.5	6.7
Inputs to residential maintenance and repair, transportation and warehousing services.....		IP	23210022	148.624	145.310	144.325	143.435	144.947	1.1	11.1
Inputs to residential maintenance and repair, services less trade, transportation, and warehousing.....		IP	23210023	124.659	125.938	126.519	126.892	127.852	0.8	7.0
Inputs to nonresidential maintenance and repair, excluding capital investment, labor, and imports.....		IP	232200	151.983	148.763	147.783	148.458	147.811	-0.4	9.7
Inputs to nonresidential maintenance and repair, goods.....	06/86	IP	2322001	343.968	337.995	337.162	338.591	334.992	-1.1	11.5
Inputs to nonresidential maintenance and repair, energy.....		IP	23220012	209.237	180.518	183.545	195.164	184.450	-5.5	28.1
Inputs to nonresidential maintenance and repair, goods less foods and energy.....		IP	23220013	148.639	149.115	148.324	147.632	147.115	-0.4	9.3
Inputs to nonresidential maintenance and repair, services.....		IP	2322002	150.305	146.169	144.196	144.936	145.842	0.6	6.9
Inputs to nonresidential maintenance and repair, trade services ²		IP	23220021	163.188	156.643	153.437	154.592	155.268	0.4	6.1
Inputs to nonresidential maintenance and repair, transportation and warehousing services.....		IP	23220022	148.624	145.310	144.325	143.435	144.947	1.1	11.1
Inputs to nonresidential maintenance and repair, services less trade, transportation, and warehousing.....		IP	23220023	116.375	117.970	118.724	119.016	120.252	1.0	7.8
Manufacturing³										
Inputs to 325510, paint and coating manufacturing, excluding capital investment, labor, and imports.....	03/13	IP	325510	133.320	131.883	131.702	130.593	130.279	-0.2	5.4
Inputs to 325510, goods.....	03/13	IP	3255101	129.187	127.843	127.688	126.552	126.116	-0.3	5.1
Inputs to 325510, energy.....	03/13	IP	32551012	122.658	115.374	116.304	116.572	110.828	-4.9	18.5
Inputs to 325510, goods less foods and energy.....	03/13	IP	32551013	129.962	128.789	128.601	127.418	127.138	-0.2	4.8
Inputs to 325510, services.....	03/13	IP	3255102	151.096	149.121	148.765	147.954	148.552	0.4	7.7
Inputs to 325510, trade services ²	03/13	IP	32551021	154.389	152.098	151.735	150.953	150.855	-0.1	4.3
Inputs to 325510, transportation and warehousing services.....	03/13	IP	32551022	141.189	139.616	139.282	138.478	139.742	0.9	11.6
Inputs to 326100, plastics products manufacturing, excluding capital investment, labor, and imports.....	03/14	IP	326100	131.100	128.749	128.340	126.333	123.628	-2.1	-1.9
Inputs to 326100, goods.....	03/14	IP	3261001	127.245	124.537	123.778	121.501	118.128	-2.8	-4.5
Inputs to 326100, energy.....	03/14	IP	32610012	129.124	128.143	129.633	124.706	118.893	-4.7	10.8
Inputs to 326100, goods less foods and energy.....	03/14	IP	32610013	127.156	124.312	123.375	121.306	118.123	-2.6	-5.5
Inputs to 326100, services.....	03/14	IP	3261002	141.514	141.243	142.726	142.314	143.378	0.7	11.5
Inputs to 326100, trade services ²	03/14	IP	32610021	154.785	154.339	157.138	156.506	156.928	0.3	12.5
Inputs to 326100, transportation and warehousing services.....	03/14	IP	32610022	134.190	132.083	131.513	130.680	131.854	0.9	10.1
Inputs to 326100, services less trade, transportation, and warehousing.....	03/14	IP	32610023	115.600	117.688	118.945	119.427	121.456	1.7	10.9
Inputs to 333130, mining and oil and gas field machinery mfg, excluding capital investment, labor, and imports.....	04/14	IP	333130	150.686	148.089	145.405	143.625	143.321	-0.2	-2.7
Inputs to 333130, goods.....	04/14	IP	3331301	141.392	139.372	136.289	133.999	133.466	-0.4	-4.8
Inputs to 333130, energy.....	04/14	IP	33313012	130.881	132.515	132.908	128.866	125.206	-2.8	14.3
Inputs to 333130, goods less foods and energy.....	04/14	IP	33313013	141.692	139.612	136.470	134.206	133.723	-0.4	-5.0
Inputs to 333130, services.....	04/14	IP	3331302	164.003	159.750	158.765	158.949	159.463	0.3	3.7
Inputs to 333130, trade services ²	04/14	IP	33313021	183.171	174.290	172.485	171.693	171.038	-0.4	-1.8
Inputs to 333130, transportation and warehousing services.....	04/14	IP	33313022	134.072	131.223	129.951	130.313	130.330	0.0	11.9
Inputs to 333130, services less trade, transportation, and warehousing.....	04/14	IP	33313023	136.697	138.300	138.752	140.107	142.472	1.7	8.6
Inputs to 336111, automobile manufacturing, excluding capital investment, labor, and imports.....	02/14	IP	336111	131.593	130.978	131.674	131.543	131.557	0.0	6.5
Inputs to 336111, goods.....	02/14	IP	3361111	116.282	116.894	117.058	117.138	117.108	0.0	5.8
Inputs to 336111, goods less foods and energy.....	02/14	IP	33611113	116.282	116.894	117.058	117.138	117.108	0.0	5.8
Inputs to 336111, services.....	02/14	IP	3361112	167.841	163.580	165.826	165.070	165.215	0.1	8.0
Inputs to 336111, trade services ²	02/14	IP	33611121	168.625	164.311	166.780	166.036	166.083	0.0	7.8
Inputs to 336111, transportation and warehousing services.....	02/14	IP	33611122	150.969	147.603	146.602	145.698	147.234	1.1	11.1
Inputs to 336411, airplane manufacturing, excluding capital investment, labor, and imports.....	02/14	IP	336411	126.792	126.142	126.215	125.902	126.066	0.1	2.9
Inputs to 336411, goods.....	02/14	IP	3364111	118.983	118.800	118.756	118.488	118.683	0.2	2.4
Inputs to 336411, energy.....	02/14	IP	33641112	134.847	136.446	134.169	137.290	138.854	1.1	29.3
Inputs to 336411, goods less foods and energy.....	02/14	IP	33641113	119.098	118.913	118.870	118.599	118.793	0.2	2.4
Inputs to 336411, services.....	02/14	IP	3364112	154.200	151.865	152.364	151.891	151.939	0.0	4.4
Inputs to 336411, trade services ²	02/14	IP	33641121	173.208	167.485	168.789	168.032	167.807	-0.1	4.8
Inputs to 336411, transportation and warehousing services.....	02/14	IP	33641122	149.958	146.615	145.620	144.722	146.248	1.1	11.1
Inputs to 336411, services less trade, transportation, and warehousing.....	02/14	IP	33641123	128.243	128.781	128.850	128.687	128.725	0.0	3.1

See footnotes at end of table.

Table 14. Producer price indexes and percentage changes for net inputs to industries, excluding capital investment, labor, and imports; not seasonally adjusted — Continued
 [November 2022, Index base December 2014=100, unless otherwise indicated]

Title	Other index base	Commodity code		Unadjusted index ¹					Unadjusted 1-month percent change ¹	Unadjusted 12-month percent change ¹
		Group code	Item code	July 2022	Aug. 2022 ^P	Sept. 2022 ^P	Oct. 2022 ^P	Nov. 2022 ^P	Oct. to Nov. ^P	Nov. 2021 to Nov. 2022 ^P
Inputs to 336611, ship building and repairing, excluding capital investment, labor, and imports.....	02/14	IP	336611	141.695	141.498	140.724	140.317	140.722	0.3	4.5
Inputs to 336611, goods.....	02/14	IP	3366111	135.421	135.185	133.935	132.836	132.582	-0.2	2.8
Inputs to 336611, energy.....	02/14	IP	33661112	136.737	139.377	139.310	132.616	127.111	-4.2	11.2
Inputs to 336611, goods less foods and energy.....	02/14	IP	33661113	135.323	134.996	133.709	132.788	132.701	-0.1	2.6
Inputs to 336611, services.....	02/14	IP	3366112	150.486	150.382	150.728	151.920	153.816	1.2	8.0
Inputs to 336611, trade services ²	02/14	IP	33661121	185.534	179.497	179.265	179.319	179.160	-0.1	4.3
Inputs to 336611, transportation and warehousing services.....	02/14	IP	33661122	137.882	135.091	133.401	134.935	133.609	-1.0	12.7
Inputs to 336611, services less trade, transportation, and warehousing.....	02/14	IP	33661123	134.943	136.764	137.590	138.925	141.776	2.1	8.4
Services³										
Inputs to 484000, truck transportation, excluding capital investment, labor, and imports.....	03/14	IP	484000	160.800	152.390	157.561	165.275	161.809	-2.1	27.5
Inputs to 484000, goods.....	03/14	IP	4840001	180.904	159.287	174.897	192.084	185.889	-3.2	55.9
Inputs to 484000, energy.....	03/14	IP	48400012	177.682	155.726	171.545	188.985	182.706	-3.3	58.5
Inputs to 484000, goods less foods and energy.....	03/14	IP	48400013	110.044	110.623	110.881	110.735	110.648	-0.1	3.6
Inputs to 484000, services.....	03/14	IP	4840002	137.364	140.189	136.543	136.128	135.057	-0.8	5.6
Inputs to 484000, trade services ²	03/14	IP	48400021	175.003	188.841	176.721	170.181	173.203	1.8	17.4
Inputs to 484000, transportation and warehousing services.....	03/14	IP	48400022	136.276	136.549	133.549	134.769	131.489	-2.4	1.5
Inputs to 484000, services less trade, transportation, and warehousing.....	03/14	IP	48400023	120.597	121.370	121.518	121.903	122.173	0.2	4.7
Inputs to 621A00, offices of health practitioners, excluding capital investment, labor, and imports.....	03/13	IP	621A00	128.331	129.188	129.424	129.467	129.422	0.0	5.7
Inputs to 621A00, goods.....	03/13	IP	621A001	139.145	139.628	139.593	139.410	139.075	-0.2	5.5
Inputs to 621A00, energy.....	03/13	IP	621A0012	137.080	139.775	139.816	132.630	126.769	-4.4	10.4
Inputs to 621A00, goods less foods and energy.....	03/13	IP	621A0013	139.860	140.188	140.148	140.460	140.515	0.0	5.2
Inputs to 621A00, services.....	03/13	IP	621A002	124.252	125.301	125.670	125.824	125.920	0.1	5.7
Inputs to 621A00, trade services ²	03/13	IP	621A0021	146.808	149.430	150.053	148.205	148.492	0.2	8.9
Inputs to 621A00, transportation and warehousing services.....	03/13	IP	621A0022	118.830	117.024	113.924	120.252	113.319	-5.8	16.9
Inputs to 621A00, services less trade, transportation and warehousing.....	03/13	IP	621A0023	118.822	119.693	120.136	120.405	120.712	0.3	4.8
Inputs to 813000, membership associations and organizations, excluding capital investment, labor, and imports.....	05/14	IP	813000	147.269	149.053	150.291	151.789	154.988	2.1	6.9
Inputs to 813000, goods.....	05/14	IP	8130001	164.066	153.081	154.920	159.133	153.441	-3.6	20.8
Inputs to 813000, energy.....	05/14	IP	81300012	184.300	166.517	168.974	175.386	166.150	-5.3	24.0
Inputs to 813000, goods less foods and energy.....	05/14	IP	81300013	129.781	131.007	131.747	132.022	132.694	0.5	14.3
Inputs to 813000, services.....	05/14	IP	8130002	142.644	146.293	147.452	148.517	153.049	3.1	5.1
Inputs to 813000, trade services ²	05/14	IP	81300021	133.396	134.272	137.161	140.731	141.301	0.4	15.2
Inputs to 813000, transportation and warehousing services.....	05/14	IP	81300022	127.707	127.253	127.283	127.806	128.137	0.3	7.0
Inputs to 813000, services less trade, transportation, and warehousing.....	05/14	IP	81300023	143.260	147.240	148.448	149.506	154.391	3.3	4.8
Inputs to 813000, maintenance and repair construction.....	05/14	IP	8130003	-	-	-	132.179	132.196	0.0	8.5

¹ All indexes are subject to revision for 4 months after their originally scheduled publication to incorporate late reports and corrections by survey respondents.

² Trade indexes measure changes in margins received by wholesalers and retailers.

³ PPI data for these Net Inputs to Industry Indexes are organized by Bureau of Economic Analysis (BEA) Industry code. The set of products included in an industry input index and the weights for each commodity included in the index are derived from the BEA's Input-Output Accounts Use of Commodities by Industry table in conjunction with U.S. Census Bureau revenue data. For more information, visit <https://www.bls.gov/ppi/notices/2015/updated-inputs-to-industry-producer-price-indexes.htm> online.

p Preliminary

Technical Note

Brief Explanation of Producer Price Indexes

The Producer Price Index (PPI) of the Bureau of Labor Statistics (BLS) is a family of indexes that measures the average change over time in prices received (price changes) by producers for domestically produced goods, services, and construction. PPIs measure price change from the perspective of the seller. This contrasts with other measures, such as the Consumer Price Index (CPI). CPIs measure price change from the purchaser's perspective.

More than 10,000 PPIs for individual products and groups of products are released each month. PPIs are available for the products of virtually every industry in the mining and manufacturing sectors. Over time, new PPIs have been introduced for products of industries in the services and construction sectors of the U.S. economy. As of January 2022, the PPI covered 71 percent of services as measured by 2012 Census revenue, and 31 percent of construction.

More than 64,000 price quotations per month are organized into three sets of PPIs: (1) Final demand-Intermediate demand (FD-ID) indexes, (2) commodity indexes, and (3) indexes for the net output of industries and their products. The FD-ID structure organizes products by class of buyer and degree of fabrication as well as by stage of production. The commodity structure organizes products by similarity of end use or product type. The entire output of various industries is sampled to derive price indexes for the net output of industries and their products.

Final Demand–Intermediate Demand Indexes

The PPI FD-ID structure measures price change for goods, services, and construction sold to final demand and to intermediate demand. The FD-ID system replaced the PPI stage-of-processing (SOP) system as PPI's primary aggregation model with the release of data for January 2014. The FD-ID model expands coverage beyond that of the SOP system through the addition of services, construction, exports, and government purchases.

Compared with finished goods under the SOP system, the PPI for final demand goods includes nearly a 50 percent expansion of coverage. This increase can be traced to the addition of government purchases and exports. For overall final demand, expansion to include final demand services represents an even larger increase in coverage. In December 2021, final demand goods were about 33 percent of overall final demand, final demand services were roughly 65.1 percent, and final demand construction was about 1.7 percent of final demand. Within intermediate demand, coverage of services for intermediate demand resulted in about a 45 percent increase in coverage of the intermediate demand portion of the economy.

FD-ID indexes are constructed from commodity-based producer output price indexes. Commodities are allocated to aggregate indexes primarily based on the type of buyer. The main source of data used to determine the type of buyer is the "Use of commodities by industries, before redefinition," table

from the Benchmark Input-Output Accounts of the U.S. In many cases, the same commodity is purchased by different types of buyers. As a result, commodities are often included in several FD-ID indexes. For example, regular gasoline is purchased for personal consumption, export, government use, and business use. The PPI program publishes only one commodity index for regular gasoline (wpu057104), reflecting sales to all types of buyers, and this index is used in all aggregations regardless of whether the gasoline is sold for personal consumption, as an export, to government, or to businesses. Proportions based on BEA "Use of Commodities" data are used to allocate the correct portion of the total weight of gasoline to each use category. In cases when buyer type is an important price determining characteristic, indexes are created based on specific buyer type. For example, within the PPI category for loan services, separate indexes for consumer loans and business loans were constructed. For more information relating to the FD-ID structure, see "A new, experimental system of indexes from the PPI program" in the February 2011 *Monthly Labor Review*.

Final Demand: The final demand portion of the FD-ID structure measures price change for commodities sold for personal consumption, capital investment, government, and export. The system is composed of six main price indexes: final demand goods; final demand trade services; final demand transportation and warehousing services; final demand services less trade, transportation, and warehousing; final demand construction; and overall final demand.

The final demand goods index measures price change for both unprocessed and processed goods sold to final demand. Fresh fruits sold to consumers and computers sold for capital investment are examples of transactions included in the final demand goods price index. The final demand trade services index measures price change for the retailing and wholesaling of merchandise sold to final demand, generally without transformation. (Trade indexes measure changes in margins received by wholesalers and retailers.) The final demand transportation and warehousing services index tracks price change for transportation of passengers, as well as, transportation of cargo sold to final demand, and also includes prices for warehousing and storage of goods sold to final demand. The final demand services less trade, transportation, and warehousing index measures price change for all services other than trade and transportation sold to final demand. Publishing, banking, lodging, and health care are examples of these services. The final demand construction index tracks price change for new construction, as well as maintenance and repair construction sold to final demand. Construction of office buildings is an example of a commodity that would be included in the final demand construction index. Lastly, the overall final demand index tracks price change for all types of commodities sold to final demand by combining the five final demand component indexes described above.

Intermediate Demand: The intermediate demand portion of the FD-ID system tracks price change for goods, services, and construction products sold to businesses as inputs to

production, excluding capital investment. The system includes two parallel treatments of intermediate demand. The first treatment organizes intermediate demand commodities by type. The second organizes intermediate demand commodities into production stages, with the explicit goal of developing a forward-flow model of production and price change.

The intermediate demand by commodity type portion of the system organizes commodities by similarity of product. The system is composed of six main price indexes: unprocessed goods for intermediate demand; processed goods for intermediate demand; intermediate demand trade services; intermediate demand transportation and warehousing services; intermediate demand services less trade, transportation, and warehousing; and intermediate demand construction.

The unprocessed goods for intermediate demand price index measures price change for goods sold to businesses as inputs to production that have undergone no fabrication. Crude petroleum sold to refineries is an example of an unprocessed good sold to intermediate demand. The processed goods for intermediate demand index tracks price change for fabricated goods sold as business inputs. Examples include car parts sold to car manufacturers and gasoline sold to trucking companies. The index for trade services for intermediate demand measures price change for the services of retailing and wholesaling goods purchased by businesses as inputs to production. The intermediate demand transportation and warehousing services index measures price change for business travel, as well as, transportation and warehousing of cargo sold to intermediate demand. The intermediate demand services less trade, transportation, and warehousing index measures price change for services other than trade, transportation, and warehousing sold as inputs to production. Legal and accounting services purchased by businesses are examples of intermediate demand services excluding trade, transportation, and warehousing. Finally, the construction for intermediate demand index measures price change for construction purchased by firms as inputs to production. The index for construction for intermediate demand tracks price change for maintenance and repair construction purchased by firms.

The production flow treatment of intermediate demand is a stage-based system of price indexes. These indexes can be used to study price transmission across stages of production and final demand. This system is constructed in a manner that maximizes forward flow of production between stages, while minimizing back-flow of production. The production flow treatment contains four main indexes: intermediate demand stage 1, intermediate demand stage 2, intermediate demand stage 3, and intermediate demand stage 4.

Indexes for the four stages were developed by first assigning each industry in the economy to one of four stages of production, where industries assigned to the fourth stage primarily produce output consumed as final demand, industries in the third stage primarily produce output consumed by stage 4 industries, industries assigned to the second stage primarily produce output consumed by stage 3 industries, and industries assigned to the first stage produce output primarily consumed by stage 2 industries. The four indexes then track prices for the net inputs consumed by industries in each of the four stages of production. The stage 4

intermediate demand index, for example, tracks price change for inputs consumed, but not produced, by industries included in the fourth stage of production. Hence, the index tracks price change in inputs to industries that primarily produce final demand commodities (stage 4 producers primarily produce commodities sold to final demand).

Examples of heavily weighted goods-producing industries in stage 4 include the manufacture of light trucks and utility vehicles, automobiles, and pharmaceuticals. Retail trade, food service and drinking places, and hospitals are examples of heavily weighted service industries included in stage 4. Stage 4 also includes all new construction industries. Examples of goods consumed by stage 4 industries include motor vehicle parts, commercial electric power, plastic construction products, biological products, and beef and veal. Engineering services, machinery and equipment wholesaling, long distance motor carrying, and legal services constitute examples of services consumed by stage 4 industries.

Examples of highly weighted goods-producing industries included in stage 3 are motor vehicle parts manufacturing, animal (except poultry) slaughtering and processing, and semiconductor manufacturing. Services industries classified in stage 3 include wholesale trade; insurance carriers; architecture, engineering, and related services; and hotels and motels. Examples of goods consumed by stage 3 industries include slaughter steers and heifers, industrial electric power, and hot rolled steel bars, plates, and structural shapes. Services commonly consumed by stage 3 industries include commissions from sales of property and casualty insurance, business loans, temporary help services, and administrative and general management consulting services.

Petroleum refineries; electricity generation, transmission, and distribution; natural gas distribution; cattle ranching and farming; and plastic materials and resin manufacturing are among the goods-based industries assigned to stage 2. Services industries that are heavily weighted in stage 2 include management of companies and enterprises; non-depository credit intermediation; insurance agencies and brokerages; and services to buildings and dwellings. Goods commonly purchased by stage 2 industries include crude oil, natural gas, formula feeds, and primary basic organic chemicals. Services that are heavily weighted in the intermediate demand stage 2 index are legal services, business loans, and cellular phone and other wireless telecommunication.

Goods producing industries in stage 1 include oil and gas extraction, paper mills, and grain farming. Real estate, legal services, and advertising services are examples of highly weighted services industries included in stage 1. Examples of goods consumed by stage 1 industries are commercial and industrial electric power and gasoline. Services commonly consumed by stage 1 industries include solid waste collection, chemicals and allied products wholesaling, and guestroom or unit rental. It should be noted that all inputs purchased by stage 1 industries are by definition produced either within stage 1 or by latter stages of processing, leaving stage 1 less useful for price transmission analysis. For additional information on industry stage assignments, see www.bls.gov/ppi/fd-id/ppi-intermediate-demand-by-production-flow-industry-stage-assignments.htm.

Comparing the PPI with CPI

Although some data users utilize the PPI as a potential indicator of the Consumer Price Index (CPI), there are many reasons why the PPI and the CPI may diverge. The scope of the personal consumption portion of the PPI includes all marketable output sold by domestic producers for households. The scope of the CPI includes goods and services provided by business or government, where explicit user charges are paid by consumers. For example, the most heavily weighted item in the CPI, owners' equivalent rent, is excluded from the PPI. The scope of the CPI includes imports. The PPI excludes imports. The CPI only includes components of personal consumption directly paid for by the consumers, while the PPI includes components of personal consumption that may not be paid for by consumers. For example, the PPI includes medical services paid for by third parties. In contrast to CPI, PPI does not completely cover services. PPIs exclude taxes, since they do not represent producer revenue. Conversely, sales and other taxes paid by consumers are part of household expenditure and are included in the CPI. Additional technical differences between PPI and CPI also exist. For more information see "Comparing new final demand producer price indexes with other Government price indexes," *Monthly Labor Review*, January 2014, at www.bls.gov/opub/mlr/.

Commodity Indexes

The commodity classification of the PPI organizes goods, services, and construction by similarity of product or end use, disregarding industry of origin. With the release of data for July 2009, PPI expanded its commodity structure to include indexes for services and construction products. Prior to this date, the PPI commodity structure only included products from goods producing sectors. Table 9 of the *PPI Detailed Report* includes data for commodity indexes, organized in a hierarchal structure, including major groupings, subgroups, product classes, sub-product classes, and individual items.

Industry Net-Output Price Indexes

PPIs for the net output of industries and their products are grouped according to the North American Industry Classification System (NAICS). Prior to the release of January 2004, industry-based PPIs were published according to the Standard Industrial Classification (SIC) system. Industry price indexes are compatible with other economic time series organized by industry, such as data on employment, wages, and productivity. Table 11 of the *PPI Detailed Report* includes data for NAICS industries and industry groups (3-, 4-, 5-, and 6-digit codes), Census product classes (7- and 8-digit codes), products (9-digit codes), more detailed sub-products (11-digit codes), and, for some industries, indexes for other sources of revenue.

Indexes may represent one of three kinds of product categories. Every industry has primary product indexes that show changes in prices received by establishments classified in the industry for products made primarily, but not necessarily exclusively, by that industry. The industry classification of an establishment is determined by which products make up a plurality of its total shipment value. In

addition, most industries have secondary product indexes that show changes in prices received by establishments for products chiefly made in some other industry. Some industries have miscellaneous receipts indexes that track price changes for other sources of revenue received by establishments within the industry that are not derived from sales of their products; for example, resales of purchased materials, or revenues from parking lots owned by a manufacturing plant.

Data Collection

PPIs are constructed using selling prices reported by establishments of all sizes, selected by probability sampling, with the probability of selection proportionate to size. Individual items and transaction terms also are chosen by probability proportionate to size. BLS strongly encourages cooperating companies to supply actual transaction prices at the time of shipment to minimize the use of list prices. Prices submitted by survey respondents are effective on the Tuesday of the week containing the 13th day of the month. The survey is conducted online via the BLS Internet Data Collection Facility (IDCF). Data provided by survey respondents are supplemented with data from other sources for some areas.

Price data are provided by survey respondents on a voluntary and confidential basis; only sworn BLS employees are allowed access to individual company price reports. BLS publishes price indexes, not actual prices. All PPIs are subject to monthly revisions up to 4 months after original publication to reflect the availability of late reports and corrections by respondents.

BLS periodically updates the PPI sample of survey respondents to better reflect current conditions when the structure, membership, technology, or product mix of an industry shifts significantly and to spread reporting burden among smaller firms. Information on these resampling efforts are noted in the *PPI News Release* and *PPI Detailed Report* in the months they occur.

As part of an ongoing effort to expand coverage to sectors of the economy other than mining and manufacturing, an increasing number of service and construction sector industries have been introduced into the PPI. The following list of industries introduced since the mid-1990s includes the month and year in which an article describing the industry's content appeared in the *PPI Detailed Report*.

Service and construction sector industries introduced into the Producer Price Index, by SIC or NAICS code and the *PPI Detailed Report* that announces their introduction

Title	Code	<i>PPI Detailed Report Issue</i>
	SIC	
Wireless telecommunications	4812	July 1999
Telephone communications, except radio telephone	4813	July 1995
Television broadcasting	4833	July 2002
Grocery stores	5411	July 2000
Meat and fish (seafood) markets	5421	July 2000
Fruit and vegetable markets	5431	July 2000
Candy, nut, and confectionery stores ...	5441	July 2000
Retail bakeries	5461	July 2000

Title	Code	PPI Detailed Report Issue
SIC		
Miscellaneous food stores	5499	July 2000
New car dealers	5511	July 2000
Gasoline service stations	5541	January 2002
Boat dealers	5551	January 2002
Recreational vehicle dealers	5561	January 2002
Miscellaneous retail	59	January 2001
Security brokers, dealers, and investment bankers	6211	January 2001
Investment advice	6282	January 2003
Life insurance carriers	6311	January 1999
Property and casualty insurance	6331	July 1998
Insurance agencies and brokerages	6412	January 2003
Operators and lessors of nonresidential buildings	6512	January 1996
Real estate agents and managers	6531	January 1996
Prepackaged software	7372	January 1998
Data processing services	7374	January 2002
Home health care services	8082	January 1997
Legal services	8111	January 1997
Engineering design, analysis, and consulting services	8711	January 1997
Architectural design, analysis, and consulting services	8712	January 1997
Premiums for property and casualty insurance	9331	July 1998
NAICS		
New Industrial building construction	236211	January 2008
New warehouse building construction ..	236221	July 2005
New school construction	236222	July 2006
New office construction	236223	January 2007
New health care building construction...	236224	January 2013
Concrete contractors, nonresidential building work	23811X	July 2008
Roofing contractors, nonresidential building work	23816X	July 2008
Electrical contractors, nonresidential building work	23821X	July 2008
Plumbing / HVAC contractors, nonresidential building work	23822X	July 2008
Merchant wholesalers, durable goods ..	423	July 2005
Merchant wholesalers, nondurable goods	424	July 2005
Electronics and appliance stores	443	January 2004
Building material and garden equipment and supplies dealers.....	444	January 2004
Sporting goods, hobby, book, and music stores	451	January 2004
General merchandise stores	452	January 2004
Miscellaneous store retailers	453	January 2004
Pipeline transportation of natural gas....	486210	June 2022
Internet service providers	518111	July 2005
Internet publishing and web search portals	519130	January 2010
Commercial banking	522110	January 2005
Savings institutions	522120	January 2005
Direct health and medical insurance carriers	524114	July 2004

Title	Code	PPI Detailed Report Issue
NAICS		
Construction, mining, and forestry machinery and equipment rental and leasing	532412	January 2005
Management consulting services	541610	January 2007
Security guards and patrol services	561612	July 2005
Offices of dentists	621210	January 2011
Blood and organ banks	621991	January 2007
Amusement and theme parks	713110	July 2006
Golf courses and country clubs	713910	July 2006
Fitness and recreational sports centers .	713940	July 2005
Commercial machinery repair and maintenance.....	811310	July 2007

Weights

Weights for most commodity groupings of the PPI, as well as, weights for commodity-based aggregate indexes calculated from commodity groupings, such as FD-ID indexes, currently reflect 2012 values of shipments as reported in the *Census of Manufactures* and other sources. From January 2012 to December 2017, PPI weights were derived from 2007 shipment values. Industry indexes now are calculated under the 2017 NAICS structure utilizing 2012 value of shipment weights and 2007 net output ratios. The periodic update of the value weights used to calculate the PPI is done to more accurately reflect changes in production and marketing patterns in the economy.

Net output values of shipments are used as weights for industry indexes. Net output values refer to the value of shipments from establishments within the industry to buyers outside the industry. However, weights for commodity indexes are based on gross shipment values, including values of shipments between establishments within the same industry. As a result, broad commodity grouping indexes, such as the PPI for All Commodities (which is composed of major commodity groupings 01 through 15), are affected by the multiple counting of price change at successive stages of processing, which can lead to exaggerated or misleading signals about inflation. The intermediate demand by commodity type FD-ID indexes partially correct for this defect, but industry indexes, final demand FD-ID indexes, and intermediate demand by production flow FD-ID indexes consistently correct for this at all levels of aggregation. Therefore, industry and FD-ID indexes are more appropriate than broad commodity groupings for analysis of general price trends.

Price Index Reference Base

Effective with publication of January 1988 data, many important PPI series (including most commodity groups and individual items) were placed on a new reference base, 1982 = 100. From 1971 through 1987, the standard reference base for most PPI series was 1967 = 100. Except for rounding differences, the shift to the new reference base did not alter any previously published percent changes for affected PPI

series. (See “Calculating Index Changes,” below.) The 1982 reference base is not used for commodity indexes with a base later than December 1981 or for industry net output indexes and their products. The FD-ID indexes typically have a reference base of November 2009 = 100.

For further information on the underlying concepts and methodology of the Producer Price Index, see chapter 14, “Producer Prices,” in the *BLS Handbook of Methods*. This chapter can be downloaded from the BLS Web site at www.bls.gov/opub/hom/homch14.htm.

Calculating Index Changes

Each PPI measures price changes from a reference period that equals 100.0. An increase of 5.5 percent from the reference period in the Final Demand Goods Price Index, for example, is shown as 105.5. This change also can be expressed in dollars, as follows: prices received by domestic producers of a sample of final demand goods have risen from \$100 in November 2009 to \$105.50. Likewise, a current index of 90.0 would indicate that prices received by producers of final demand goods are 10 percent lower than they were in November 2009.

Movements of price indexes from one month to another are usually expressed as percent changes, rather than as changes in index points. Index point changes are affected by the level of the index in relation to its base period, whereas percent changes are not. The following example shows the computation of index point and percent changes.

Index point change

Final Demand Goods Price Index	107.5
Less previous index	104.0
Equals index point change	3.5

Index percent change

Index point change	3.5
Divided by the previous index	104.0
Equals	0.034
Result multiplied by 100	0.034 x 100
Equals percent change	3.4

Seasonally Adjusted and Unadjusted Data

Because price data are used for different purposes by different groups, BLS publishes seasonally adjusted and unadjusted changes each month. Seasonally adjusted data are preferred for analyzing general price trends in the economy because these data eliminate the effect of changes that normally occur at about the same time, and in about the same magnitude, every year—such as price movements resulting from normal weather patterns, regular production and marketing cycles, model changeovers, seasonal discounts, and holidays. For these reasons, seasonally adjusted data more clearly reveal underlying trends. Unadjusted data are of primary interest to users who need information that can be related to actual dollar values of transactions. Individuals requiring this information include marketing specialists, purchasing agents, budget and cost analysts, contract

specialists, and commodity traders. It is the unadjusted data that are generally cited when escalating long-term contracts such as purchasing agreements or real estate leases. For more information, see *Price Adjustment Guide for Contracting Parties*, on the Web at: www.bls.gov/ppi/publications/price-adjustment-guide-for-contracting-parties.htm.

Seasonal adjustment is accomplished using X-13 ARIMA, a software package published by the U.S. Census Bureau. Each year, the seasonal status of most commodity indexes is reevaluated to reflect more recent price behavior. Industry net output indexes are not seasonally adjusted. For time series that exhibit seasonal pricing patterns, new seasonal factors are estimated and applied to the unadjusted data from the prior 5 years. Updated seasonally adjusted indexes replace the most recent 5 years of seasonal data.

Seasonal factors may be applied to series using either a direct or an aggregative method. Generally, commodity indexes are seasonally adjusted using direct seasonal adjustment, which produces a more complete elimination of seasonal movements than does the aggregative method. However, the direct seasonal adjustment process may not yield figures that possess additive consistency. Thus, a seasonally adjusted index for a broad category that is directly adjusted may not be logically consistent with all seasonally adjusted indexes for its components. Seasonal movements for FD-ID indexes are derived indirectly through an aggregative method that combines movements of a wide variety of subproduct class (six-digit) series.

Seasonally adjusted indexes can become problematic when previously stable and predictable price patterns abruptly change. If the new pattern persists, the seasonal adjustment method will eventually reflect it; if the pattern keeps shifting, however, seasonally adjusted data will become chronically troublesome. This problem occurs relatively infrequently for farm and food-related products, but has more often affected manufactured products such as automobiles and steel.

Since January 1988, the PPI has used Intervention Analysis Seasonal Adjustment methods to enhance the calculation of seasonal factors. With this technique, outlier values that may distort the seasonal pattern are removed from the data prior to applying the standard seasonal factor estimation procedure. For example, a possible economic cause for large price movements for petroleum-based products might have been the COVID-19 pandemic. In this case, intervention techniques allowed for better estimates of seasonally adjusted data. On the whole, very few series have required intervention. Out of over 400 seasonally adjusted commodity series, 76 were subject to intervention in 2022.

For more information relating to seasonal adjustment methods, see “PPI and CPI Seasonal Adjustment: an Update” in the July 2010 *Monthly Labor Review*, and “PPI and CPI Seasonal Adjustment During the COVID-19 Pandemic” in the May 2022 *Monthly Labor Review*.

Producer Price Index Data on the Internet

In 1995, the BLS began posting PPI series, news releases, and technical information to the internet. There were more than 9 million instances of PPI data being downloaded from the BLS website during 2021.

Retrieving PPI data from the PPI Web site

PPI data can be obtained online (www.bls.gov/ppi). On this page, under the tab labeled “Featured PPI databases” links provide the following methods of data retrieval:

- **Top Picks** is a form-based application for both Industry Data and Commodity Data that allows the user to quickly obtain PPI time series data by selecting the high-level aggregate and other commonly requested time series, including the All Commodities Index and the FD-ID indexes (for example, Final Demand). Within each list, any one—or all—of the time series shown can be selected. A user can modify the date range and output options after executing the query, using the reformat button above the data output table.
- **One-Screen Data Search and Multi-Screen Data Search** are form-based query applications for both Industry Data and Commodity Data designed for users unfamiliar with the PPI coding structure. These applications guide a user through the PPI classification by listing index titles and do not require knowledge of commodity or industry codes. Data retrieved are based on a query formulated by selecting data characteristics from lists provided. Two options are available to create customized tables, depending on a user’s browser capability. The one-screen option is a JavaScript application that uses a single screen to guide a user through the available time series data. The second option is a multiple-screen, non-Java-based application. Both methods allow a user to browse the PPI coding structure and select multiple series. Users can modify the date range and output options after executing the query using the reformat button above the data output table.
- **Series Report** is a form-based application that allows users to input multiple, formatted PPI time series identifiers (commodity or industry codes) as inputs in extracting data according to a specified set of date ranges and output options. This application provides the most efficient path for users who are familiar with the format of PPI time series identifiers. There are five alphabetic prefixes used to create unique PPI time series identifiers: WP, WD, PC, PD, and ND. Each provides the user access to a different PPI database. Adding either a “u” (not seasonally adjusted) or an “s” (seasonally adjusted) to the end of these prefixes further specifies the type of data needed.

EXAMPLES

For commodity and FD-ID indexes, series identifiers combine a “wpu” prefix (not seasonally adjusted) or a “wps” prefix (seasonally adjusted) with a commodity code.

<u>Commodity code</u>	<u>Provides data for:</u>
wps141101	Passenger cars, seasonally adjusted
wpu141101	Passenger cars, not seasonally adjusted
wpufd4	Final demand, not seasonally adjusted
wpsid63	Services for intermediate demand, seasonally adjusted

For discontinued commodity indexes, series identifiers combine a “wdu” prefix (not seasonally adjusted) or a “wds” prefix (seasonally adjusted) with a commodity code.

<u>Commodity code</u>	<u>Provides data for:</u>
wds019	Other farm products, seasonally adjusted
wdu0635	Preparations, ethical (prescription), not seasonally adjusted
wdusi138011	Stainless steel mill products, not seasonally adjusted

Current price indexes grouped by industry according to NAICS have series identifiers that begin with the prefix “pcu.” After the prefix, there are 12 digits (the 6-digit industry code is listed twice) followed by up to 7 alphanumeric characters identifying product detail. Dashes are used as placeholders for higher-level industry group codes.

<u>Industry-product code, current NAICS series</u>	<u>Provides data for:</u>
pcu325---325---	Chemical manufacturing
pcu336110336110	Automobile and light duty motor vehicle manufacturing
pcu621111621111411	Offices of physicians, one- and two-physician practices and single-specialty group practices, general/family practice

Discontinued industry-product codes based on SIC combine a “pdu” prefix and “#” between the fourth and fifth characters of the product code. Series identifiers for the discontinued dataset use underscores as placeholders to complete a reference to an SIC industry group code of fewer than four digits. (All PPI industry-based indexes organized by SIC were discontinued with the introduction of NAICS in 2004.)

<u>Industry-product code, discontinued SIC series</u>	<u>Provides data for:</u>
pdu28_#	Chemicals and allied products
pdu331_#	Blast furnaces, steel works, and rolling and finishing mills
pdu3711#111	Passenger cars

Price indexes for discontinued series grouped by industry according to NAICS have identifiers that begin with the prefix “ndu”. After the prefix, there are 12 numeric digits (the 6-digit industry code is listed twice), and up to 7 additional alphanumeric characters that identify product detail. Dashes are used as placeholders for higher-level group codes.

*Industry-product code,
discontinued NAICS series*
ndu212231212231
ndu2122312122312
ndu212231212231214

Provides data for
Lead and zinc ore mining
Lead, zinc concentrates
Lead concentrates

- **Text Files** are best suited for users requiring access to either a large volume of time series data or other PPI-related documentation, such as seasonal factor tables and relative importance tables. The text files can be accessed at download.bls.gov/ or directly from links on the “PPI Databases” page or the PPI homepage. Data and documentation available for download include the following:

Industry Data	<u>Directory:</u> /pub/time.series/pc
Industry Data - Discontinued (NAICS basis)	/pub/time.series/nd
(SIC basis)	/pub/time.series/pd
Commodity Data (incl. FD-ID)	/pub/time.series/wp
Commodity Data – Discontinued	/pub/time.series/wd
Special requests	/pub/special.requests/ppi

Additional information

The PPI homepage (www.bls.gov/ppi) contains additional information regarding PPI data and methodology. The “PPI Publications” section of the homepage provides PPI news releases, both current and archived, as well as general PPI information. The “PPI Tables” section provides relative importance and seasonal factor tables. The remaining sections offer special notices and publications pertaining to PPI methodology and applications.

For questions or comments regarding PPI data classification, methodology, or data availability on the Internet, call or e-mail the Section of Index Analysis and Public Information at (202) 691-7705 or ppi-info@bls.gov. If you are deaf, hard of hearing, or have a speech disability, please dial 7-1-1 to access telecommunications relay services.