

PPI Detailed Report

Data for August 2022



U.S. Department of Labor

U.S. Bureau of Labor Statistics

A composite image with a green tint. The top half shows a large industrial machine, possibly a welding or grinding station, with bright sparks flying. The bottom half shows a man and a woman in business attire looking at a document together in an office setting.

**Mining • Manufacturing • Services
Agriculture • Utilities • Construction**

PPI Detailed Report

Data for August 2022

Editors

Joseph Kowal
Gabriel Vera
Timothy Schermerhorn

Vol. 26, No. 8

Contents

	<i>Page</i>
Producer Price Indexes, August 2022	1
Charts	
Final demand	6
Processed goods for intermediate demand	7
Unprocessed goods for intermediate demand	8
Services for intermediate demand	9
Tables	
Producer Price Indexes	
1. Final demand – intermediate demand weights and percent changes, seasonally adjusted	10
2. Selected commodity groupings percent changes by final demand – intermediate demand category	16
3. Final demand – intermediate demand indexes, seasonally adjusted	26
4. Final demand – intermediate demand weights and percent changes, not seasonally adjusted	32
5. Final demand – intermediate demand indexes, not seasonally adjusted	38
6. Selected commodity and service groupings percent changes, not seasonally adjusted	44
7. Commodity and service groupings and individual items, percent changes, not seasonally adjusted	46
8. Commodity and service groupings and individual items, indexes and percent changes, seasonally adjusted	107
9. Commodity and service groupings and individual items indexes, not seasonally adjusted	131
10. Net output of selected industries and industry groups, indexes and percent changes.....	189
11. Net output of selected industries and their products indexes	191
12. Net output of selected industries and their products, percent changes	263
13. Special commodity groupings	338
14. Net inputs to industries, excluding capital investment, labor, and imports	340
Technical note	345

Producer Price Index Release Dates

The following is the schedule of release dates for Producer Price Index data for 2022. News releases are issued at 8:30 a.m. eastern time on each release date.

Reference Month	Release Date
December 2021	Jan. 13, 2022
January 2022	Feb. 15, 2022
February 2022	Mar. 15, 2022
March 2022	Apr. 13, 2022
April 2022	May 12, 2022
May 2022	Jun. 14, 2022
June 2022	Jul. 14, 2022
July 2022	Aug. 11, 2022
August 2022	Sep. 14, 2022
September 2022	Oct. 12, 2022
October 2022	Nov. 15, 2022
November 2022	Dec. 9, 2022

Producer Price Indexes – August 2022

The Producer Price Index for final demand fell 0.1 percent in August, seasonally adjusted. Final demand prices decreased 0.4 percent in July and advanced 1.0 percent in June. (See table A.) On an unadjusted basis, the index for final demand moved up 8.7 percent for the 12 months ended in August.

In August, the decrease in the index for final demand is attributable to a 1.2-percent decline in prices for final demand goods. In contrast, the index for final demand services advanced 0.4 percent.

Prices for final demand less foods, energy, and trade services moved up 0.2 percent in August following a 0.1-percent rise in July. For the 12 months ended in August, the index for final demand less foods, energy, and trade services increased 5.6 percent.

Final Demand

Final demand goods: The index for final demand goods fell 1.2 percent in August after declining 1.7 percent in July. The August decrease can be traced to a 6.0-percent drop in prices for final demand energy. Conversely, the index for final demand goods less foods and energy rose 0.2 percent, while prices for final demand foods were unchanged.

Product detail: In August, over three-quarters of the decrease in prices for final demand goods is attributable to the index for gasoline, which fell 12.7 percent. Prices for diesel fuel, jet fuel, chicken eggs, primary basic organic chemicals, and home heating oil also declined. In contrast, the index for construction machinery and equipment increased 2.6 percent. Prices for beverages and beverage materials and for electric power also rose. (See table 2.)

Final demand services: The index for final demand services moved up 0.4 percent in August, the fourth consecutive rise. Sixty percent of the August advance can be traced to a 0.8-percent increase in margins for final demand trade services. (Trade indexes measure changes in margins received by wholesalers and retailers.) Prices for final demand services less trade, transportation, and warehousing also moved higher, rising 0.3 percent. Conversely, the index for final demand transportation and warehousing services decreased 0.2 percent.

Product detail: Forty percent of the increase in prices for final demand services can be attributed to margins for fuels and lubricants retailing, which rose 14.2 percent. The indexes for securities brokerage, dealing, investment advice, and related

services; loan services (partial); transportation of passengers (partial); portfolio management; and chemicals and allied products wholesaling also moved higher. In contrast, prices for truck transportation of freight decreased 1.9 percent. The indexes for guestroom rental and for food and alcohol retailing also fell.

Intermediate Demand by Commodity Type

Within intermediate demand in August, prices for processed goods decreased 1.7 percent, the index for unprocessed goods rose 5.7 percent, and prices for services advanced 1.0 percent. (See tables B and C.)

Processed goods for intermediate demand: The index for processed goods for intermediate demand fell 1.7 percent in August after decreasing 2.2 percent in July. About two-thirds of the August decline is attributable to a 5.2-percent drop in prices for processed energy goods. The index for processed materials less foods and energy moved down 0.8 percent. Conversely, prices for processed foods and feeds inched up 0.1 percent. For the 12 months ended in August, the index for processed goods for intermediate demand increased 14.1 percent.

Product detail: Over 40 percent of the August decline in the index for processed goods for intermediate demand can be traced to an 11.4-percent decrease in diesel fuel prices. The indexes for primary basic organic chemicals; gasoline; steel mill products; jet fuel; and natural, processed, and imitation cheese also moved lower. In contrast, prices for prepared animal feeds advanced 1.2 percent. The indexes for natural gas to electric utilities and for paper boxes and containers also rose.

Unprocessed goods for intermediate demand: The index for unprocessed goods for intermediate demand moved up 5.7 percent in August, the largest advance since increasing 9.8 percent in February. Leading the August rise, prices for unprocessed energy materials jumped 13.5 percent. The index for unprocessed nonfood materials less energy advanced 1.0 percent. Conversely, prices for unprocessed foodstuffs and feedstuffs declined 1.9 percent. For the 12 months ended in August, the index for unprocessed goods for intermediate demand rose 36.1 percent.

Product detail: Leading the August increase in prices for unprocessed goods for intermediate demand, the natural gas index surged 35.3 percent. Prices for livestock, corn, oilseeds, nonferrous metal ores, and nonferrous scrap also moved higher. In contrast, the index for raw milk fell 8.8 percent. Prices for crude petroleum and for iron and steel scrap also decreased.

Chart 1. One-month percent changes in selected PPI final demand price indexes, seasonally adjusted

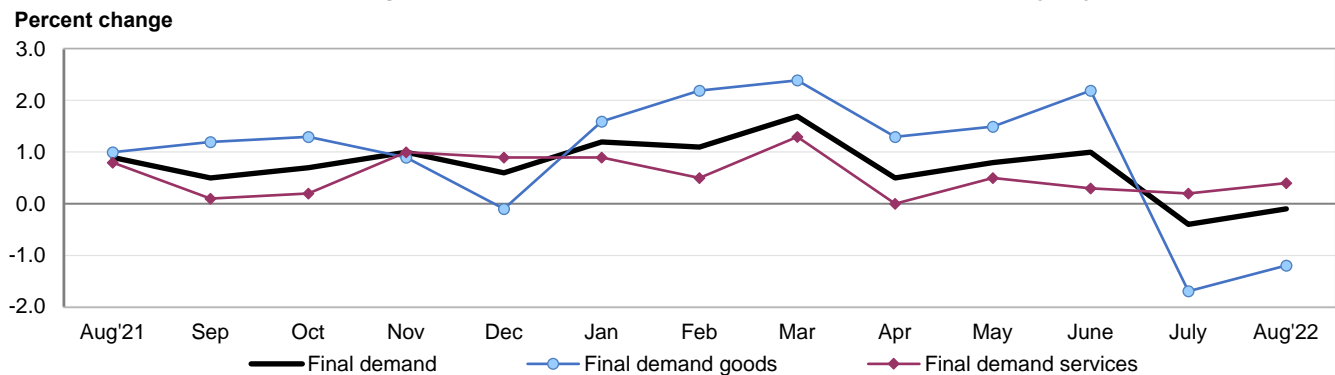


Chart 2. Twelve-month percent changes in selected PPI final demand price indexes, not seasonally adjusted

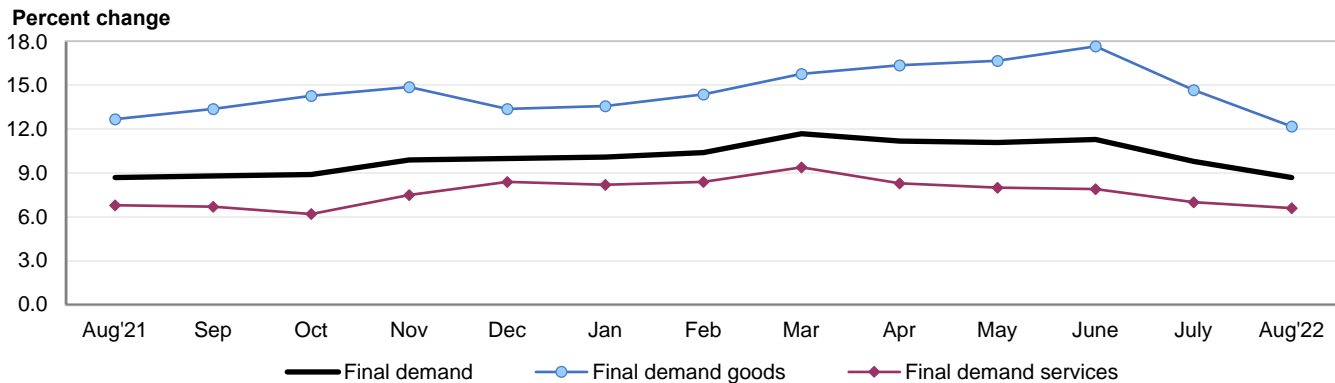


Table A. Monthly and 12-month percent changes in selected final demand price indexes, seasonally adjusted

Month	Total final demand	Final demand less foods, energy, and trade	Final demand goods				Final demand services				Change in final demand from 12 months ago (unadj.)	Change in final demand less foods, energy, and trade from 12 mo. ago (unadj.)
			Total	Foods	Energy	Less foods and energy	Total	Trade	Transportation and warehousing	Other		
2021												
Aug....	0.9	0.4	1.0	2.1	1.3	0.6	0.8	2.1	0.8	0.2	8.7	6.2
Sept...	0.5	0.3	1.2	2.1	2.5	0.6	0.1	0.0	-1.0	0.3	8.8	6.1
Oct.....	0.7	0.4	1.3	-0.1	5.0	0.7	0.2	0.5	1.1	-0.1	8.9	6.2
Nov....	1.0	0.8	0.9	1.3	0.9	0.8	1.0	1.3	2.8	0.6	9.9	7.0
Dec....	0.6	0.4	-0.1	-0.2	-1.4	0.4	0.9	1.9	1.6	0.3	10.0	7.0
2022												
Jan... ..	1.2	0.8	1.6	1.8	4.1	0.8	0.9	1.3	0.0	0.8	10.1	6.9
Feb... ..	1.1	0.2	2.2	1.9	7.2	0.8	0.5	1.7	2.0	-0.3	10.4	6.7
Mar... ..	1.7	1.0	2.4	2.4	6.6	1.1	1.3	2.3	5.6	0.4	11.7	7.1
Apr. ¹ ...	0.5	0.4	1.3	1.5	1.5	1.1	0.0	0.1	2.1	-0.2	11.2	6.8
May. ¹ ...	0.8	0.5	1.5	0.4	4.8	0.7	0.5	0.7	2.5	0.1	11.1	6.7
June. ¹ ..	1.0	0.3	2.2	-0.1	8.9	0.5	0.3	0.6	0.9	0.2	11.3	6.4
July. ¹ ...	-0.4	0.1	-1.7	1.3	-9.0	0.2	0.2	0.9	-0.8	0.0	9.8	5.8
Aug....	-0.1	0.2	-1.2	0.0	-6.0	0.2	0.4	0.8	-0.2	0.3	8.7	5.6

¹ Some of the figures shown above and elsewhere in this release may differ from those previously reported because data for April 2022 through July 2022 have been revised to reflect the availability of late reports and corrections by respondents.

Table B. Monthly and 12-month percent changes in selected intermediate demand price indexes for goods by commodity type, seasonally adjusted

Month	Processed goods for intermediate demand					Unprocessed goods for intermediate demand				
	Total	Foods and feeds	Energy goods	Less foods and energy	Total, change from 12 months ago (unadj.)	Total	Foodstuffs and feedstuffs	Energy materials	Nonfood materials less energy	Total, change from 12 months ago (unadj.)
2021										
Aug.....	1.0	1.5	0.0	1.1	23.0	1.4	3.0	0.2	1.4	52.5
Sept.....	1.2	1.5	2.1	0.9	23.8	2.8	0.8	8.0	-1.8	48.5
Oct.....	2.4	-0.4	6.7	1.6	25.7	6.0	-2.2	17.7	-1.5	55.5
Nov.....	1.5	0.1	2.5	1.4	26.6	2.3	1.3	2.3	3.4	49.6
Dec.....	-0.1	0.1	-2.7	0.6	24.4	-4.8	3.8	-12.1	-1.8	40.0
2022										
Jan.....	2.2	2.6	4.7	1.5	24.8	3.1	2.9	4.2	1.1	36.4
Feb.....	1.5	2.1	5.8	0.4	23.3	9.8	5.4	18.2	1.5	33.5
Mar.....	2.3	2.1	7.3	0.9	22.1	2.9	7.7	-4.3	9.7	43.3
Apr. ¹	2.0	3.2	4.4	1.2	22.0	5.5	4.2	9.3	1.3	50.1
May ¹	2.3	1.1	4.5	1.8	21.6	5.4	0.2	14.6	-4.2	46.4
June ¹	2.0	0.0	8.7	0.1	21.9	4.8	-0.4	11.2	-2.3	50.2
July ¹	-2.2	0.2	-8.6	-0.2	17.4	-10.7	-0.8	-17.8	-7.0	30.4
Aug.....	-1.7	0.1	-5.2	-0.8	14.1	5.7	-1.9	13.5	1.0	36.1

¹ Some of the figures shown above and elsewhere in this release may differ from those previously reported because data for April 2022 through July 2022 have been revised to reflect the availability of late reports and corrections by respondents.

Services for intermediate demand: The index for services for intermediate demand rose 1.0 percent in August, the largest advance since moving up 1.3 percent in March. Leading the August increase, prices for services less trade, transportation, and warehousing for intermediate demand climbed 1.3 percent. Margins for trade services for intermediate demand moved up 0.6 percent. Conversely, the index for transportation and warehousing services for intermediate demand declined 0.1 percent. For the 12 months ended in August, prices for services for intermediate demand advanced 6.3 percent.

Product detail: Thirty percent of the August increase in the index for services for intermediate demand is attributable to a 5.5-percent rise in prices for nonresidential real estate rents. The indexes for securities brokerage, dealing, investment advice, and related services; loan services (partial); fuels and lubricants retailing; machinery and equipment parts and supplies wholesaling; and arrangement of freight and cargo transportation also moved higher. In contrast, prices for warehousing, storage, and related services fell 5.3 percent. The indexes for television advertising time sales and for metals, minerals, and ores wholesaling also decreased.

Table C. Monthly and 12-month percent changes in selected intermediate demand price indexes for services by commodity type, seasonally adjusted

Month	Services for intermediate demand				Total, change from 12 months ago (unadj.)
	Total	Trade	Transportation and warehousing	Other	
2021					
Aug.....	0.4	1.9	0.8	-0.2	9.0
Sept.....	0.3	-1.2	2.5	0.4	8.2
Oct.....	0.0	0.6	0.5	-0.3	7.4
Nov.....	0.6	-0.6	1.0	0.9	8.1
Dec.....	0.8	1.5	1.6	0.5	8.3
2022					
Jan.....	0.8	1.4	0.6	0.6	7.9
Feb.....	0.2	1.4	0.4	-0.2	7.8
Mar.....	1.3	4.4	2.1	0.0	8.4
Apr. ¹	0.9	1.0	1.7	0.6	8.0
May ¹	0.5	0.6	0.6	0.4	7.8
June ¹	-0.4	-1.1	0.1	-0.3	6.2
July ¹	0.2	-0.1	1.0	0.2	5.8
Aug.....	1.0	0.6	-0.1	1.3	6.3

¹ Some of the figures shown above and elsewhere in this release may differ from those previously reported because data for April 2022 through July 2022 have been revised to reflect the availability of late reports and corrections by respondents.

Intermediate Demand by Production Flow

Stage 4 intermediate demand: Prices for stage 4 intermediate demand rose 0.5 percent in August following a 0.4-percent decline in July. In August, the index for total services inputs to stage 4 intermediate demand advanced 1.2 percent. Conversely, prices for total goods inputs declined 0.2 percent. (See table D.) Increases in the indexes for nonresidential real estate rents; securities brokerage, dealing, investment advice, and related services; loan services (partial); machinery and equipment parts and supplies wholesaling; portfolio management; and electric power outweighed falling prices for gasoline; diesel fuel; and warehousing, storage, and related services. For the 12 months ended in August, the index for stage 4 intermediate demand rose 8.7 percent.

Stage 3 intermediate demand: Prices for stage 3 intermediate demand moved down 1.8 percent in August, the largest decrease since falling 5.4 percent in April 2020. In August, the index for total goods inputs to stage 3 intermediate demand declined 3.6 percent. In contrast, prices for total services inputs rose 0.3 percent. Declines in the indexes for diesel fuel, primary basic organic chemicals, raw milk, jet fuel, steel mill products, and television advertising time sales outweighed increasing prices for loan services (partial), livestock, and corn. For the 12 months ended in August, the index for stage 3 intermediate demand advanced 12.1 percent.

Stage 2 intermediate demand: Prices for stage 2 intermediate demand moved up 3.7 percent in August, the largest increase since rising 4.3 percent in February. In August, the index for total goods inputs to stage 2 intermediate demand climbed 6.0 percent, and prices for total services inputs advanced 1.3 percent. Increases in the indexes for natural gas; loan services (partial); fuels and lubricants retailing; oilseeds; securities brokerage, dealing, investment advice, and related services; and arrangement of freight and cargo transportation outweighed falling prices for crude petroleum, primary basic organic chemicals, and guestroom rental. For the 12 months ended in August, the index for stage 2 intermediate demand jumped 20.4 percent.

Stage 1 intermediate demand: Prices for stage 1 intermediate demand moved down 0.4 percent in August after decreasing 1.7 percent in July. In August, the index for total goods inputs to stage 1 intermediate demand fell 1.7 percent. Conversely, prices for total services inputs increased 1.1 percent. Declines in the indexes for diesel fuel, primary basic organic chemicals, iron and steel, gasoline, residual fuels, and guestroom rental outweighed rising prices for securities brokerage, dealing, investment advice, and related services; nonresidential real estate rents; and natural gas to electric utilities. For the 12 months ended in August, the index for stage 1 intermediate demand advanced 10.4 percent.

Table D. Monthly percent changes in selected intermediate demand price indexes by production flow, seasonally adjusted

Month	Stage 4 intermediate demand			Stage 3 intermediate demand			Stage 2 intermediate demand			Stage 1 intermediate demand		
	Total	Goods inputs	Ser-vices inputs	Total	Goods inputs	Ser-vices inputs	Total	Goods inputs	Ser-vices inputs	Total	Goods inputs	Ser-vices inputs
2021												
Aug.....	0.7	0.9	0.6	1.0	1.6	0.4	0.7	0.9	0.5	0.8	1.3	0.5
Sept.....	0.4	0.8	0.1	1.1	1.2	1.0	2.2	3.6	0.9	0.2	0.7	-0.3
Oct.....	0.6	1.3	0.0	1.0	1.9	0.2	3.7	7.9	-0.1	1.1	2.5	-0.3
Nov.....	1.1	1.5	0.7	0.8	1.2	0.4	1.2	1.7	0.7	1.3	2.0	0.5
Dec.....	0.7	0.5	0.8	0.8	0.7	0.9	-2.2	-5.6	1.2	0.4	0.0	0.8
2022												
Jan.....	1.5	2.1	1.0	1.6	2.6	0.7	1.4	2.7	0.1	1.4	1.8	1.0
Feb.....	0.6	1.2	0.0	1.4	2.6	0.1	4.3	8.4	0.3	1.0	1.6	0.2
Mar.....	1.2	1.6	0.8	3.1	4.5	1.6	0.8	0.3	1.3	2.8	3.3	2.2
Apr. ¹	1.0	1.2	0.7	2.5	3.7	1.3	2.8	4.7	0.7	1.7	2.4	0.9
May ¹	0.9	1.4	0.4	1.6	2.6	0.5	3.6	6.8	0.2	1.5	2.3	0.6
June ¹	0.3	1.0	-0.5	0.5	1.4	-0.5	3.0	5.4	0.1	0.9	2.3	-0.8
July ¹	-0.4	-0.9	0.0	-1.2	-2.5	0.4	-5.2	-10.2	0.9	-1.7	-2.9	-0.3
Aug.....	0.5	-0.2	1.2	-1.8	-3.6	0.3	3.7	6.0	1.3	-0.4	-1.7	1.1

¹ Some of the figures shown above and elsewhere in this release may differ from those previously reported because data for April 2022 through July 2022 have been revised to reflect the availability of late reports and corrections by respondents.

Chart 1. The Final Demand Index and its component indexes, January 2018 through August 2022, 12-month percentage changes

Percent change

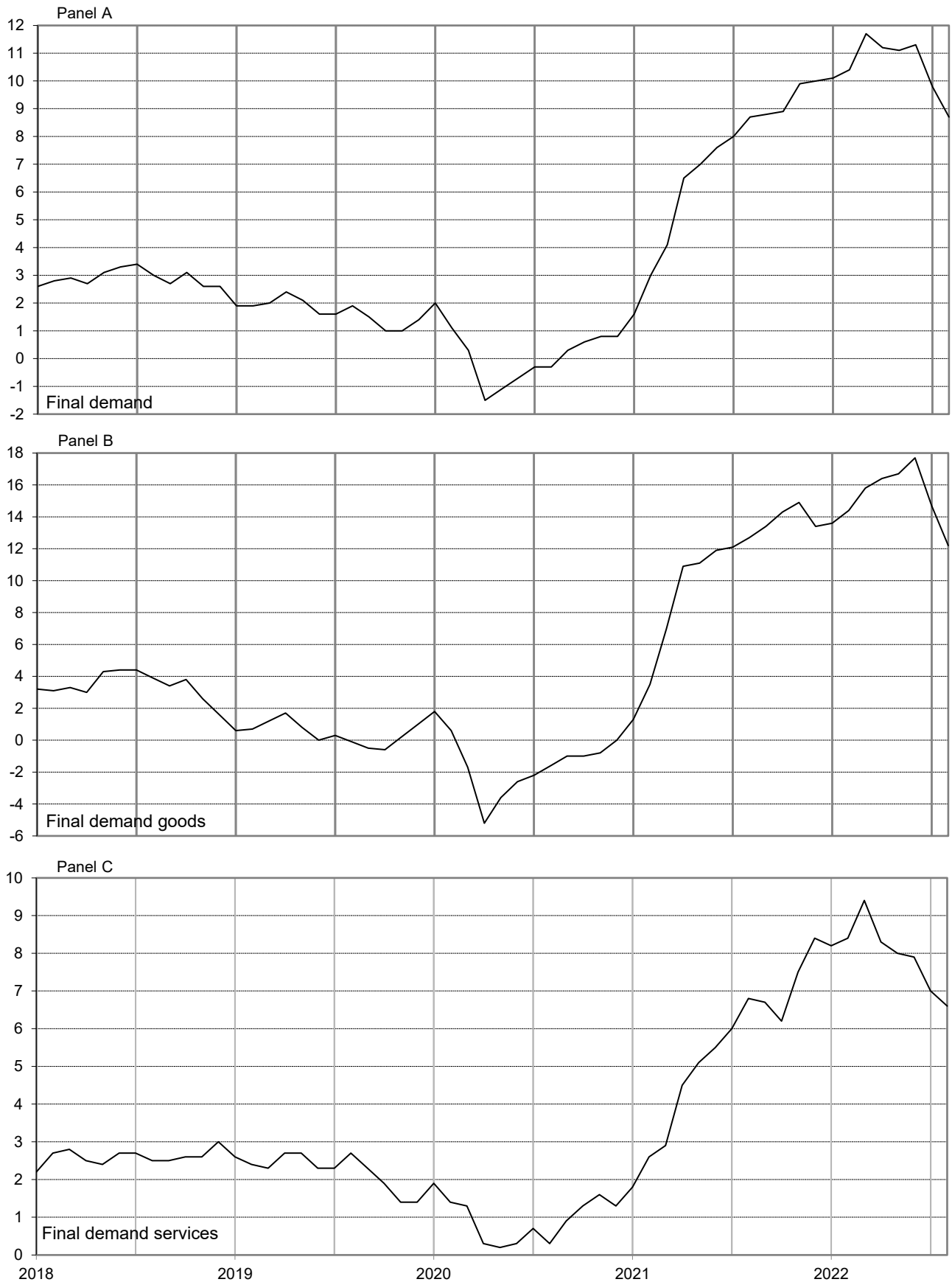


Chart 2. The Processed Goods for Intermediate Demand Index and its component indexes, January 2018 through August 2022, 12-month percentage changes

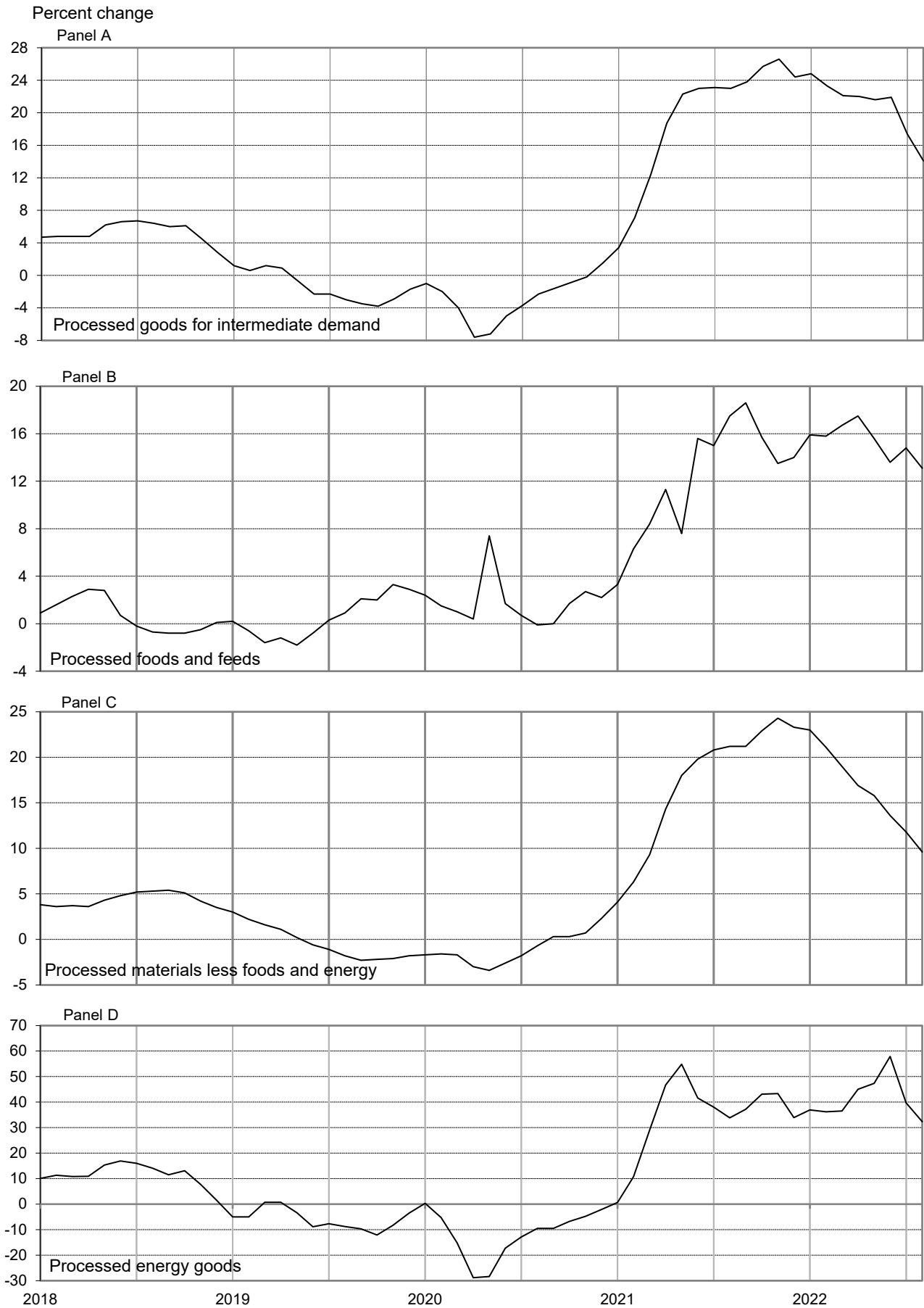


Chart 3. The Unprocessed Goods for Intermediate Demand Index and its component indexes, January 2018 through August 2022, 12-month percentage changes

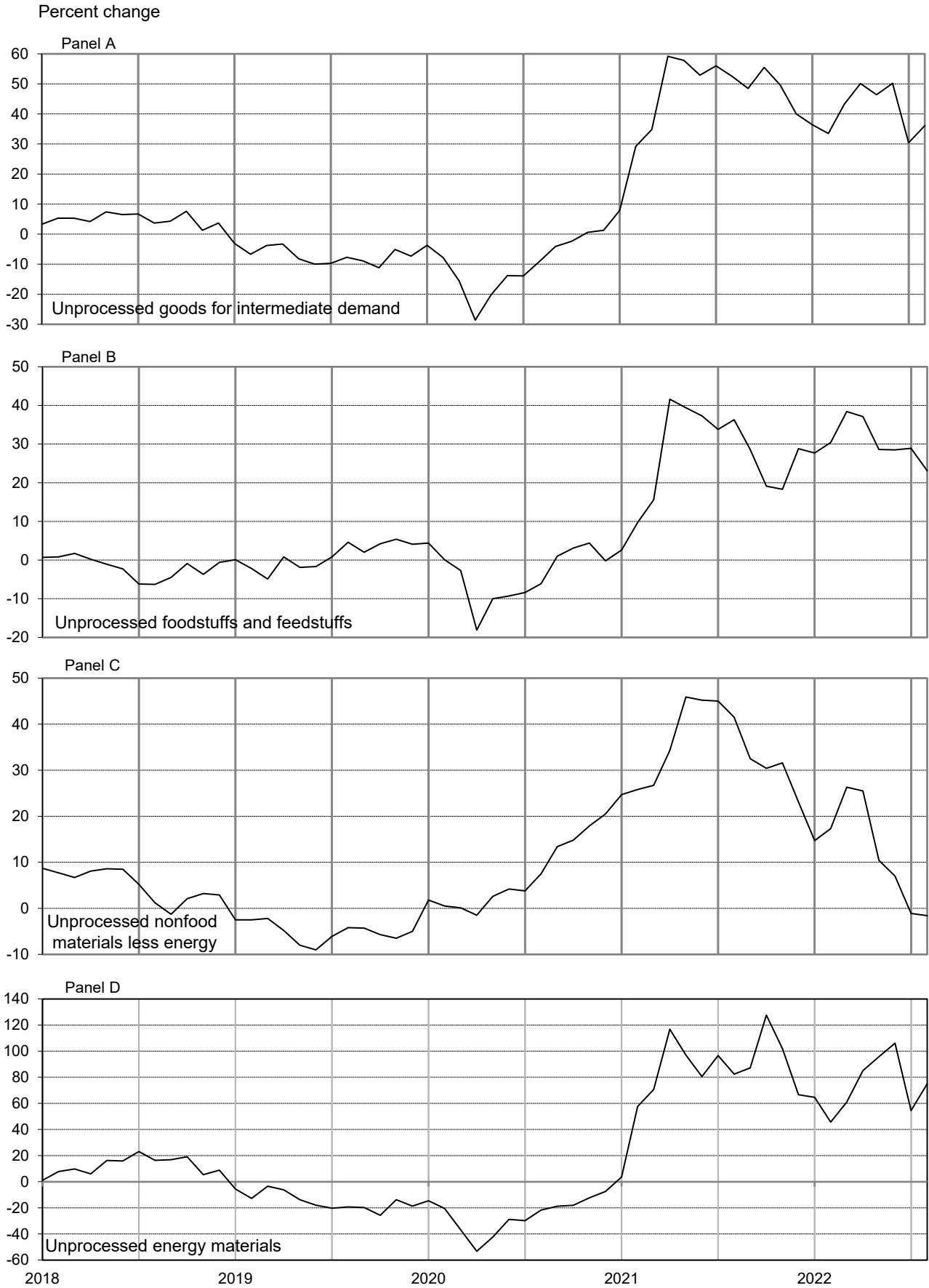
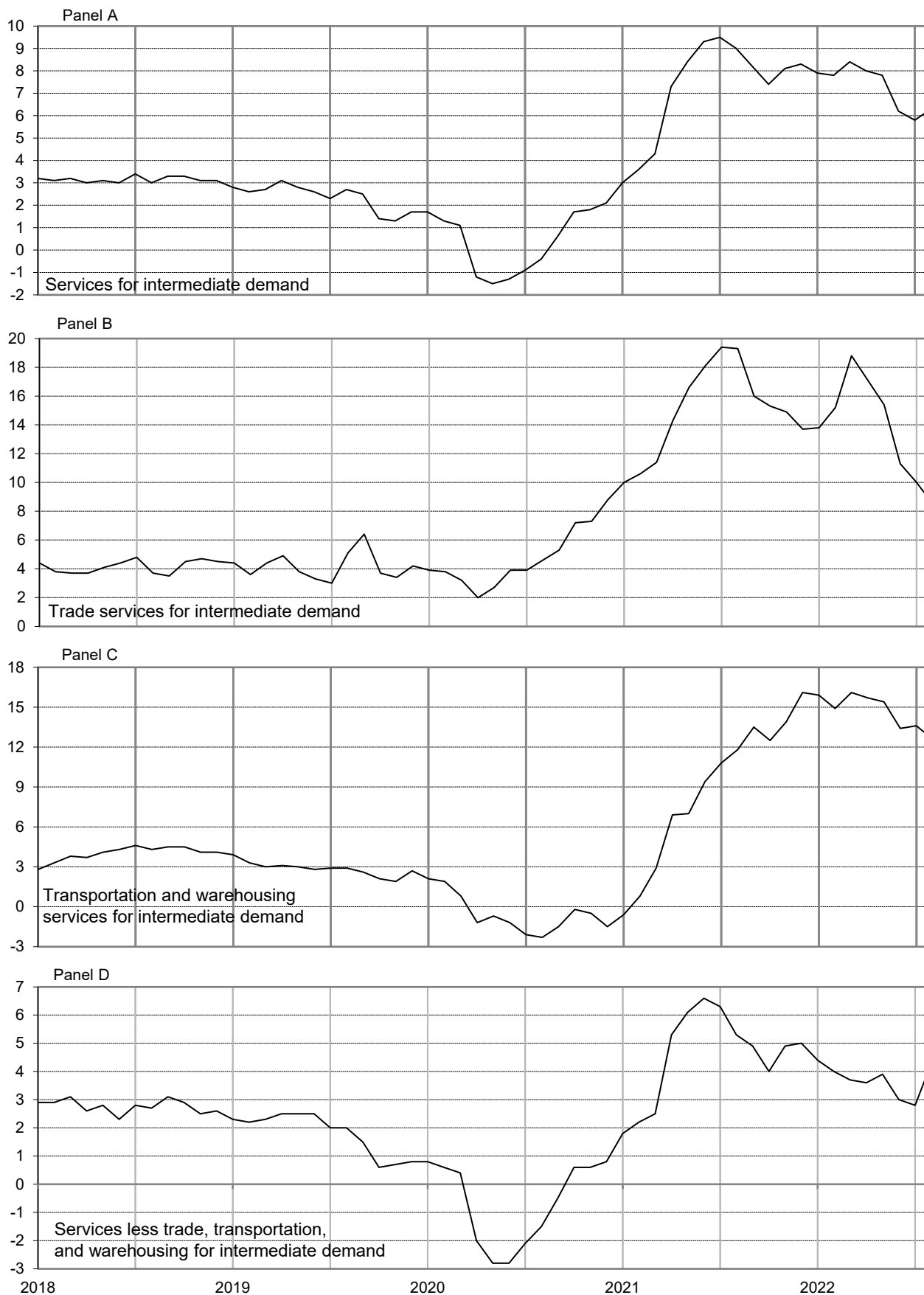


Chart 4. The Services for Intermediate Demand Index and its component indexes, January 2018 through August 2022, 12-month percentage changes

Percent change



Source: U.S. Bureau of Labor Statistics, Producer Price Index Program

Table 1. Producer price index percentage changes and weights for Final Demand-Intermediate Demand groupings, seasonally adjusted
 [August 2022]

Grouping	Commodity code		Relative Importance Dec. 2021 ¹	Unadjusted 12-month percent change ² Aug. 2021 to Aug. 2022 ^P	Seasonally adjusted 1-month percent change ²				
	Group code	Item code			Mar. to Apr.	Apr. to May ^P	May to June ^P	June to July ^P	July to Aug. ^P
Final Demand									
Final demand.....	FD	4	100.000	8.7	0.5	0.8	1.0	-0.4	-0.1
Final demand goods.....	FD	41	33.128	12.2	1.3	1.5	2.2	-1.7	-1.2
Final demand foods.....	FD	411	5.743	13.1	1.5	0.4	-0.1	1.3	0.0
Finished consumer foods ³	FD	4111	4.425	13.9	1.5	0.6	-0.4	2.3	-0.3
Finished consumer foods, crude.....	FD	41113	0.460	36.8	1.4	-0.5	-7.8	14.1	-7.7
Finished consumer foods, processed.....	FD	41112	3.965	11.7	1.5	0.8	0.5	1.0	0.6
Government purchased foods.....	FD	4112	0.407	10.2	1.5	-0.5	0.2	1.7	0.2
Foods for export.....	FD	4113	0.911	10.7	1.7	0.0	0.9	-3.4	1.3
Final demand energy.....	FD	412	5.972	25.9	1.5	4.8	8.9	-9.0	-6.0
Finished consumer energy goods ³	FD	4121	4.773	21.3	-0.2	4.7	9.3	-9.3	-5.6
Government purchased energy.....	FD	4122	0.834	41.2	6.5	4.7	7.5	-8.1	-7.6
Energy for export.....	FD	4123	0.365	53.9	10.1	5.5	7.1	-7.9	-7.3
Final demand goods less foods and energy.....	FD	413	21.412	8.1	1.1	0.7	0.5	0.2	0.2
Finished goods less foods and energy ³	FD	4131	12.084	8.8	1.1	0.8	0.7	0.6	0.5
Finished consumer goods less foods and energy.....	FD	41311	6.448	8.4	0.8	0.9	0.7	0.6	0.5
Nondurable consumer goods less foods and energy.....	FD	413111	4.061	8.9	0.8	1.0	0.8	0.6	0.6
Durable consumer goods.....	FD	413112	2.387	7.7	0.9	0.6	0.5	0.5	0.3
Private capital equipment.....	FD	41312	5.636	9.3	1.3	0.7	0.7	0.5	0.5
Private capital equipment for manufacturing industries.....	FD	413121	1.256	11.4	1.7	0.9	0.6	0.5	0.3
Private capital equipment for nonmanufacturing industries.....	FD	413122	4.380	8.7	1.2	0.7	0.8	0.5	0.5
Government purchased goods, excluding foods and energy.....	FD	4132	2.255	9.5	0.8	1.2	0.6	0.6	0.0
Government purchased goods excluding foods, energy, and capital equipment.....	FD	41321	1.338	12.1	1.2	1.6	0.7	0.7	-0.2
Government purchased capital equipment.....	FD	41322	0.917	5.8	0.2	0.6	0.5	0.3	0.3
Goods for export, excluding foods and energy.....	FD	4133	7.073	6.4	1.3	0.4	0.0	-0.6	-0.3
Final demand services.....	FD	42	65.132	6.6	0.0	0.5	0.3	0.2	0.4
Final demand trade services ⁴	FD	423	20.434	12.9	0.1	0.7	0.6	0.9	0.8
Trade of finished goods ³	FD	4231	17.549	12.9	0.0	0.7	0.7	0.9	0.9
Trade of personal consumption goods.....	FD	42311	14.295	11.6	-0.2	1.1	0.6	0.8	1.2
Trade of private capital equipment.....	FD	42312	3.254	19.1	0.8	-0.7	0.8	1.1	-0.3
Trade of government purchased goods.....	FD	4232	0.761	14.3	0.8	0.4	0.6	1.1	0.2
Trade of government purchased goods, excluding capital equipment.....	FD	42321	0.474	10.0	0.6	1.7	0.6	0.5	0.5
Trade of government purchased capital equipment.....	FD	42322	0.287	22.0	1.2	-1.7	0.6	2.0	-0.2
Trade of exports.....	FD	4233	2.124	12.0	0.8	0.6	-0.1	1.0	0.4
Final demand transportation and warehousing services.....	FD	422	4.396	17.8	2.1	2.5	0.9	-0.8	-0.2
Transportation of passengers for final demand.....	FD	4221	1.113	20.1	2.2	3.8	3.9	-2.8	3.3
Transportation of private passengers.....	FD	42211	0.752	20.0	2.2	3.8	3.9	-2.8	3.3
Transportation of government passengers.....	FD	42212	0.090	19.8	2.2	3.8	3.9	-2.8	3.2
Transportation of passengers for export.....	FD	42213	0.271	20.3	2.2	3.9	3.9	-2.9	3.3
Transportation and warehousing of goods for final demand.....	FD	4222	3.283	17.0	2.0	2.1	-0.1	0.0	-1.4
Transportation and warehousing of finished goods ³	FD	42221	2.160	17.3	2.0	2.1	-0.1	-0.1	-1.4
Transportation and warehousing of personal consumption goods.....	FD	422211	1.734	17.2	2.0	2.1	-0.1	0.0	-1.4
Transportation and warehousing of private capital equipment.....	FD	422212	0.426	17.9	2.1	2.3	-0.1	-0.3	-1.5
Transportation and warehousing of government purchased goods.....	FD	42222	0.198	16.2	2.1	1.6	0.2	0.7	-1.3
Transportation and warehousing of exports.....	FD	42223	0.925	16.5	2.1	2.1	-0.1	-0.1	-1.2
Final demand services less trade, transportation, and warehousing.....	FD	421	40.301	2.3	-0.2	0.1	0.2	0.0	0.3
Finished services less trade, transportation, and warehousing ³	FD	4211	35.337	2.4	-0.3	0.1	0.2	0.1	0.2
Finished consumer services less trade, transportation, and warehousing.....	FD	42111	31.663	1.9	-0.3	-0.1	0.2	0.1	0.1
Private capital investment services less trade, transportation, and warehousing.....	FD	42112	3.674	7.2	-0.1	1.0	0.7	0.0	0.7
Government purchased services less trade, transportation, and warehousing.....	FD	4212	2.482	1.7	0.1	0.0	-0.2	-0.3	0.6
Gov. purchased services less trade, transportation, and warehousing, excl. capital investment.....	FD	42121	2.376	1.7	0.1	0.0	-0.3	-0.4	0.6
Government purchased capital investment services less trade, transportation, and warehousing.....	FD	42122	0.106	0.7	-0.2	0.6	0.1	0.2	-0.1
Services for export less trade, transportation, and warehousing.....	FD	4213	2.482	1.5	-0.2	0.5	-0.7	-0.4	1.6
Final demand construction.....	FD	43	1.740	22.9	3.6	0.3	0.5	5.0	0.3
Construction for private capital investment.....	FD	431	1.133	25.2	3.8	0.4	0.6	5.4	0.3
Construction for government.....	FD	432	0.606	18.6	3.2	0.3	0.4	4.3	0.2
Special Groupings of Final Demand									
Final demand less exports.....	FD	49101	85.849	8.7	0.4	0.8	1.1	-0.3	-0.1
Final demand less government.....	FD	49102	92.367	8.5	0.4	0.8	0.9	-0.3	-0.1

See footnotes at end of table.

Table 1. Producer price index percentage changes and weights for Final Demand-Intermediate Demand groupings, seasonally adjusted — Continued
[August 2022]

Grouping	Commodity code		Relative Importance Dec. 2021 ¹	Unadjusted 12-month percent change ² Aug. 2021 to Aug. 2022 ^P	Seasonally adjusted 1-month percent change ²				
	Group code	Item code			Mar. to Apr.	Apr. to May ^P	May to June ^P	June to July ^P	July to Aug. ^P
Final demand less foods, food and nonalcoholic beverages for immediate consumption, and energy ⁵	FD	49103	87.780	7.4	0.4	0.5	0.4	0.3	0.3
Final demand less foods and energy ⁵	FD	49104	88.285	7.3	0.4	0.5	0.4	0.3	0.4
Final demand less foods and food and nonalcoholic beverages for immediate consumption ⁵	FD	49105	93.752	8.6	0.5	0.8	1.1	-0.5	-0.2
Final demand less foods ⁵	FD	49106	94.257	8.5	0.5	0.8	1.1	-0.5	-0.1
Final demand less energy.....	FD	49107	94.028	7.6	0.4	0.5	0.3	0.4	0.3
Final demand less trade services.....	FD	49108	79.566	7.7	0.6	0.8	1.1	-0.7	-0.4
Final demand less distributive services ⁶	FD	49109	76.283	7.3	0.6	0.8	1.1	-0.7	-0.3
Final demand goods less energy.....	FD	49111	27.155	9.2	1.2	0.7	0.3	0.4	0.1
Final demand goods less foods.....	FD	49112	27.384	12.0	1.2	1.7	2.6	-2.4	-1.4
Final demand services less trade services.....	FD	49113	44.697	3.8	0.0	0.3	0.2	-0.1	0.2
Final demand distributive services ⁶	FD	49114	23.717	13.4	0.4	0.9	0.5	0.8	0.5
Final demand goods plus final demand distributive services ⁶	FD	49115	56.844	12.7	0.9	1.3	1.5	-0.7	-0.5
Final demand less foods, energy, and trade services ⁵	FD	49116	67.851	5.6	0.4	0.5	0.3	0.1	0.2
Private and government purchased capital equipment.....	FD	49117	6.553	8.8	1.2	0.7	0.7	0.5	0.4
Private and government purchased capital investment services.....	FD	49118	7.747	13.1	0.5	0.2	0.7	0.6	0.1
Total private and government purchased capital investment.....	FD	49119	14.300	12.3	1.1	0.4	0.7	1.0	0.3
Total finished ³	FD	49201	78.213	8.4	0.3	0.8	1.1	-0.3	-0.1
Total finished less foods, food and nonalcoholic beverages for immediate consumption, and energy ^{3, 5}	FD	49202	68.515	7.3	0.2	0.5	0.5	0.4	0.4
Total finished less foods and energy ^{3, 5}	FD	49203	69.015	7.2	0.2	0.5	0.5	0.4	0.4
Total finished less foods and food and nonalcoholic beverages for immediate consumption ⁵	FD	49204	73.288	8.2	0.2	0.8	1.2	-0.4	-0.1
Total finished less foods ^{3, 5}	FD	49205	73.788	8.1	0.2	0.8	1.2	-0.4	-0.1
Total finished less energy ³	FD	49206	73.440	7.6	0.3	0.5	0.4	0.5	0.4
Finished goods ³	FD	49207	21.282	12.7	0.8	1.8	2.7	-1.8	-1.2
Finished goods less energy ³	FD	49208	16.509	10.2	1.2	0.8	0.4	1.0	0.3
Finished goods, excluding foods ^{3, 5}	FD	49209	16.857	12.4	0.7	2.0	3.5	-2.8	-1.5
Finished services ³	FD	49210	55.798	6.5	-0.1	0.4	0.4	0.3	0.4
Private capital investment services.....	FD	49211	7.354	12.9	0.5	0.3	0.7	0.5	0.1
Finished distributive services ^{3, 6}	FD	49212	19.709	13.4	0.2	0.9	0.6	0.8	0.6
Finished services less trade services ³	FD	49213	38.249	3.6	-0.1	0.3	0.3	0.0	0.2
Finished services less distributive services ^{3, 6}	FD	49214	36.089	2.8	-0.2	0.1	0.3	0.0	0.3
Total private capital investment (goods, services, and construction).....	FD	49215	14.123	12.4	1.1	0.5	0.7	0.9	0.3
Finished goods plus finished distributive services ^{3, 6}	FD	49216	40.991	13.0	0.5	1.3	1.7	-0.6	-0.4
Total exports.....	FD	49301	14.151	8.7	1.4	0.8	0.3	-0.9	0.0
Goods for export.....	FD	49302	8.349	8.9	1.8	0.7	0.5	-1.4	-0.6
Services for export.....	FD	49303	5.802	8.5	0.7	1.0	-0.2	0.0	0.7
Total government purchases.....	FD	49401	7.633	11.8	1.6	1.1	1.4	-0.7	-0.9
Government purchased goods.....	FD	49402	3.496	17.0	2.5	2.0	2.7	-2.1	-2.3
Government purchased services.....	FD	49403	3.531	5.6	0.5	0.3	0.1	0.0	0.4
Total government purchased capital investment (goods, services, construction).....	FD	49404	1.916	11.8	1.3	0.1	0.5	1.9	0.1
Government purchases, defense.....	FD	49405	2.357	11.1	-	-	-	-0.8	-1.5
Government purchases, non-defense.....	FD	49406	5.276	12.2	-	-	-	-0.7	-0.7
Personal consumption.....	FD	49501	64.090	7.6	0.1	0.9	1.2	-0.5	-0.1
Personal consumption goods (finished consumer goods).....	FD	49502	15.646	14.0	0.7	2.1	3.4	-2.6	-1.8
Personal consumption goods less energy.....	FD	49503	10.873	10.6	1.1	0.8	0.3	1.3	0.2
Personal consumption goods less foods.....	FD	49504	11.221	14.0	0.4	2.7	4.8	-4.3	-2.4
Personal consumption nondurable goods less foods.....	FD	49508	8.834	15.7	0.2	3.2	5.8	-5.4	-3.0
Personal consumption services.....	FD	49505	48.444	5.5	-0.1	0.4	0.4	0.2	0.4
Personal consumption less trade services.....	FD	49506	49.795	6.4	0.1	0.8	1.3	-0.9	-0.5
Personal consumption less distributive services ⁶	FD	49507	48.061	6.1	0.1	0.8	1.4	-0.9	-0.5
Personal consumption less foods and energy.....	FD	49510	54.892	5.8	0.0	0.5	0.4	0.3	0.4
Personal consumption less foods, energy, and trade services ⁴	FD	49511	40.597	3.9	0.0	0.3	0.3	0.1	0.2
Personal consumption less foods, energy, and distributive services ⁶	FD	49512	38.863	3.3	-0.1	0.2	0.4	0.1	0.3
Personal consumption goods plus personal consumption distributive services ⁶	FD	49509	31.675	13.0	0.4	1.7	2.0	-1.0	-0.5
Intermediate Demand by Commodity Type									
Processed goods									
Processed goods for intermediate demand.....	ID6	1	100.000	14.1	2.0	2.3	2.0	-2.2	-1.7
Materials and components for manufacturing.....	ID6	11	45.927	7.4	1.4	2.2	-0.2	-0.6	-1.7
Materials for manufacturing.....	ID6	111	30.390	6.0	1.8	2.8	-0.6	-1.1	-2.7
Materials for food manufacturing.....	ID6	1111	4.084	13.0	4.0	1.3	-0.4	-0.5	-0.7
Materials for nondurable manufacturing.....	ID6	1112	13.045	8.1	1.4	2.4	0.5	0.4	-3.2
Materials for durable manufacturing.....	ID6	1113	13.261	1.5	1.4	3.8	-1.9	-2.9	-2.8
Components for manufacturing.....	ID6	112	15.537	10.0	0.7	0.9	0.7	0.4	0.3

See footnotes at end of table.

Table 1. Producer price index percentage changes and weights for Final Demand-Intermediate Demand groupings, seasonally adjusted — Continued
[August 2022]

Grouping	Commodity code		Relative Importance Dec. 2021 ¹	Unadjusted 12-month percent change ² Aug. 2021 to Aug. 2022 ^P	Seasonally adjusted 1-month percent change ²				
	Group code	Item code			Mar. to Apr.	Apr. to May ^P	May to June ^P	June to July ^P	July to Aug. ^P
Components for nondurable manufacturing.....	ID6	1121	0.800	14.4	0.5	0.9	1.3	0.6	0.6
Components for durable manufacturing.....	ID6	1122	14.737	9.8	0.7	0.9	0.7	0.4	0.3
Materials and components for construction.....	ID6	12	9.074	15.2	0.5	0.9	-0.2	0.2	0.4
Materials for construction.....	ID6	121	3.869	12.7	-0.8	0.2	-1.7	0.0	0.5
Components for construction.....	ID6	122	5.205	17.1	1.6	1.3	0.9	0.3	0.4
Processed fuels and lubricants for intermediate demand.....	ID6	13	18.757	32.3	4.4	4.5	8.7	-8.6	-5.2
Processed fuels and lubricants to manufacturing industries.....	ID6	131	4.683	28.6	4.9	3.7	4.9	-3.7	-2.5
Processed fuels and lubricants to nonmanufacturing industries.....	ID6	132	14.074	33.7	4.3	4.8	9.9	-10.1	-6.0
Containers for intermediate demand.....	ID6	14	2.795	19.3	2.5	1.6	1.0	0.2	1.3
Supplies for intermediate demand.....	ID6	15	23.448	11.9	1.6	1.2	0.5	0.5	0.2
Supplies to manufacturing industries.....	ID6	151	3.227	10.7	1.4	0.7	0.3	0.2	0.3
Supplies to nonmanufacturing industries.....	ID6	152	20.221	12.1	1.7	1.2	0.5	0.5	0.2
Supplies to nonmanufacturing industries, feeds.....	ID6	1521	1.743	15.6	2.0	1.1	0.8	1.1	1.8
Supplies to nonmanufacturing industries, other than feeds.....	ID6	1522	18.478	11.8	1.6	1.2	0.5	0.4	0.1
Unprocessed goods									
Unprocessed goods for intermediate demand.....	ID6	2	100.000	36.1	5.5	5.4	4.8	-10.7	5.7
Unprocessed foodstuffs and feedstuffs.....	ID6	21	32.603	23.1	4.2	0.2	-0.4	-0.8	-1.9
Unprocessed nonfood materials.....	ID6	22	67.398	42.9	6.2	7.8	7.1	-14.7	9.3
Unprocessed nonfood materials except fuel.....	ID6	221	44.822	14.7	0.9	-1.2	5.2	-12.1	-2.3
Unprocessed nonfood materials except fuel to manufacturing industries.....	ID6	2211	42.852	14.9	0.9	-1.3	5.3	-12.6	-2.4
Unprocessed nonfood materials except fuel to nonmanufacturing industries.....	ID6	2212	1.970	11.7	0.6	0.7	2.2	1.1	0.9
Unprocessed fuel.....	ID6	222	22.576	109.8	19.6	27.2	10.2	-19.0	29.2
Unprocessed fuel to manufacturing industries.....	ID6	2221	1.143	81.3	18.1	10.6	8.3	-4.8	8.8
Unprocessed fuel to nonmanufacturing industries.....	ID6	2222	21.433	111.6	19.7	28.3	10.3	-19.7	30.5
Services									
Services for intermediate demand.....	ID6	3	100.000	6.3	0.9	0.5	-0.4	0.2	1.0
Trade services for intermediate demand ⁴	ID6	33	22.377	8.5	1.0	0.6	-1.1	-0.1	0.6
Trade services for manufacturing industries.....	ID6	331	11.472	7.4	1.6	1.5	-1.3	0.1	0.3
Trade services for nonmanufacturing industries.....	ID6	332	10.905	9.6	0.4	-0.3	-0.9	-0.4	0.9
Transportation and warehousing services for intermediate demand.....	ID6	32	13.264	12.6	1.7	0.6	0.1	1.0	-0.1
Transportation of passengers for intermediate demand.....	ID6	321	0.984	19.8	2.2	3.8	3.9	-2.8	3.2
Transportation of passengers for manufacturing industries.....	ID6	3211	0.116	20.3	2.2	3.9	3.9	-2.9	3.3
Transportation of passengers for nonmanufacturing industries.....	ID6	3212	0.868	19.8	2.2	3.8	3.9	-2.8	3.2
Transportation and warehousing of goods for intermediate demand.....	ID6	322	12.280	12.0	1.7	0.3	-0.2	1.3	-0.4
Transportation and warehousing of goods for manufacturing industries.....	ID6	3221	2.498	15.9	2.3	2.4	0.2	0.4	-0.7
Transportation and warehousing of goods for nonmanufacturing industries.....	ID6	3222	9.782	11.0	1.6	-0.3	-0.3	1.6	-0.3
Services less trade, transportation, and warehousing for intermediate demand.....	ID6	31	64.359	4.3	0.6	0.4	-0.3	0.2	1.3
Services less trade, transportation, and warehousing for manufacturing industries.....	ID6	311	2.040	6.3	0.7	0.1	0.1	0.5	0.4
Services less trade, transportation, and warehousing for nonmanufacturing industries.....	ID6	312	62.318	4.3	0.6	0.4	-0.3	0.2	1.4
Construction									
Construction for intermediate demand.....	ID6	4	100.000	10.7	0.8	0.8	0.9	1.1	0.1
Special Groupings of Intermediate Demand by Commodity Type									
Processed materials less foods and feeds.....	ID6	9111	92.100	14.2	2.0	2.4	2.2	-2.4	-1.9
Processed foods and feeds.....	ID6	9112	7.900	13.1	3.2	1.1	0.0	0.2	0.1
Processed energy goods.....	ID6	9113	18.757	32.3	4.4	4.5	8.7	-8.6	-5.2
Processed materials less energy.....	ID6	9118	81.243	10.0	1.4	1.7	0.1	-0.2	-0.8
Processed materials less foods and energy.....	ID6	9115	73.343	9.6	1.2	1.8	0.1	-0.2	-0.8
Intermediate distributive services ⁷	ID6	9116	34.657	9.7	1.3	0.5	-0.8	0.4	0.2
Processed goods plus intermediate distributive services.....	ID6	9117	-	12.8	1.8	1.8	1.2	-1.5	-1.2
Unprocessed materials less agricultural products.....	ID6	9211	62.340	47.0	6.5	8.8	7.5	-15.1	10.1
Unprocessed energy materials ⁸	ID6	9212	42.130	75.0	9.3	14.6	11.2	-17.8	13.5
Unprocessed materials less energy.....	ID6	9213	57.870	12.6	3.0	-1.7	-1.1	-3.2	-0.8
Unprocessed nonfood materials less energy ⁹	ID6	9216	25.267	-1.6	1.3	-4.2	-2.3	-7.0	1.0
Intermediate Demand by Production Flow									
Stage 4 Intermediate Demand									
Stage 4 intermediate demand.....	ID5	4	100.000	8.7	1.0	0.9	0.3	-0.4	0.5
Inputs to stage 4 goods producers.....	ID5	41	32.865	10.0	1.3	1.3	0.2	-0.3	0.1
Goods.....	ID5	411	23.183	10.2	1.5	1.5	0.3	-0.6	0.1

See footnotes at end of table.

Table 1. Producer price index percentage changes and weights for Final Demand-Intermediate Demand groupings, seasonally adjusted — Continued
 [August 2022]

Grouping	Commodity code		Relative Importance Dec. 2021 ¹	Unadjusted 12-month percent change ² Aug. 2021 to Aug. 2022 ^P	Seasonally adjusted 1-month percent change ²				
	Group code	Item code			Mar. to Apr.	Apr. to May ^P	May to June ^P	June to July ^P	July to Aug. ^P
Foods.....	ID5	4111	3.188	12.4	2.8	1.4	-0.1	-2.8	0.5
Energy.....	ID5	4112	0.189	28.8	3.0	4.2	5.8	-7.8	-4.3
Goods excluding foods and energy.....	ID5	4113	19.806	9.7	1.2	1.5	0.3	-0.1	0.0
Services.....	ID5	412	9.682	9.3	0.8	0.9	-0.2	0.3	0.4
Trade services.....	ID5	4123	7.732	9.8	0.7	0.9	-0.4	0.3	0.4
Transportation and warehousing services.....	ID5	4122	0.475	13.9	2.2	2.1	0.9	-0.1	-0.2
Transportation of passengers.....	ID5	41221	0.066	20.3	2.2	3.9	3.9	-2.9	3.3
Transportation and warehousing of goods.....	ID5	41222	0.409	12.8	2.1	1.8	0.3	0.3	-0.9
Services less trade, transportation, and warehousing.....	ID5	4121	1.475	5.6	0.4	0.1	0.2	0.4	0.5
Inputs to stage 4 services producers.....	ID5	42	52.483	6.7	0.8	0.5	0.3	-0.2	1.1
Goods.....	ID5	421	13.894	12.9	1.2	1.1	2.1	-0.7	0.0
Foods.....	ID5	4211	2.353	9.1	1.5	-0.3	0.3	1.2	-0.3
Energy.....	ID5	4212	3.737	20.5	1.9	2.1	6.1	-3.3	-1.0
Goods excluding foods and energy.....	ID5	4213	7.804	10.4	0.8	0.9	0.6	0.2	0.5
Services.....	ID5	422	38.503	4.5	0.7	0.2	-0.4	0.0	1.6
Trade services.....	ID5	4223	4.524	10.6	0.7	1.5	0.0	0.5	0.7
Transportation and warehousing services.....	ID5	4222	3.277	12.0	2.2	-0.5	1.1	1.9	-0.7
Transportation of passengers.....	ID5	42221	0.421	20.1	2.2	3.8	3.9	-2.9	3.3
Transportation and warehousing of goods.....	ID5	42222	2.856	10.8	2.2	-1.1	0.6	2.7	-1.3
Services less trade, transportation, and warehousing.....	ID5	4221	30.702	2.8	0.5	0.1	-0.7	-0.3	2.0
Construction.....	ID5	423	0.086	10.7	0.8	0.8	0.9	1.1	0.1
Inputs to stage 4 construction producers.....	ID5	43	14.650	13.2	0.8	1.2	0.5	-1.5	-0.6
Goods.....	ID5	431	10.502	16.0	0.6	1.4	1.2	-1.7	-0.8
Energy.....	ID5	4312	0.844	34.7	1.8	7.1	13.9	-14.5	-10.7
Goods excluding foods and energy.....	ID5	4313	9.658	14.3	0.5	0.8	-0.3	0.0	0.4
Services.....	ID5	432	4.148	6.4	1.2	0.7	-1.2	-1.0	-0.3
Trade services.....	ID5	4323	2.051	4.0	1.6	0.4	-2.9	-2.0	-0.6
Transportation and warehousing services.....	ID5	4322	0.612	16.8	2.0	2.1	0.0	-0.3	-1.4
Transportation of passengers.....	ID5	43221	0.013	20.2	2.2	3.9	3.9	-2.9	3.3
Transportation and warehousing of goods.....	ID5	43222	0.599	16.7	2.0	2.0	0.0	-0.2	-1.5
Services less trade, transportation, and warehousing.....	ID5	4321	1.485	5.9	0.3	0.4	0.7	0.2	0.7
Stage 3 Intermediate Demand									
Stage 3 intermediate demand.....	ID5	3	100.000	12.1	2.5	1.6	0.5	-1.2	-1.8
Inputs to stage 3 goods producers.....	ID5	31	49.802	12.2	3.1	2.1	-0.3	-0.8	-2.4
Goods.....	ID5	311	40.208	13.2	3.2	2.2	0.0	-1.0	-2.8
Foods.....	ID5	3111	11.423	26.0	5.8	0.2	-0.6	0.1	-3.1
Energy.....	ID5	3112	1.551	48.2	10.7	8.3	6.5	-8.8	-5.6
Goods excluding foods and energy.....	ID5	3113	27.234	6.1	1.4	2.7	-0.3	-0.8	-2.5
Services.....	ID5	312	9.594	8.2	2.8	2.0	-1.7	-0.3	-0.3
Trade services.....	ID5	3123	5.774	4.5	3.4	2.0	-3.0	-0.6	-0.3
Transportation and warehousing services.....	ID5	3122	2.538	16.9	2.4	2.6	0.3	-0.1	-0.8
Transportation of passengers.....	ID5	31221	0.120	20.3	2.2	3.9	3.9	-2.9	3.3
Transportation and warehousing of goods.....	ID5	31222	2.418	16.8	2.4	2.5	0.1	0.1	-1.0
Services less trade, transportation, and warehousing.....	ID5	3121	1.282	8.4	0.8	0.3	0.4	0.8	0.6
Inputs to stage 3 services producers.....	ID5	32	48.823	12.1	2.0	1.2	1.5	-1.5	-1.3
Goods.....	ID5	321	10.251	32.9	5.5	3.9	6.0	-7.2	-6.3
Foods.....	ID5	3211	0.088	14.8	1.3	-0.5	0.5	1.3	3.0
Energy.....	ID5	3212	6.099	48.0	7.8	5.2	8.4	-10.3	-9.2
Goods excluding foods and energy.....	ID5	3213	4.064	11.2	0.9	1.3	0.6	0.2	-0.3
Services.....	ID5	322	37.657	6.6	0.9	0.2	-0.1	0.6	0.4
Trade services.....	ID5	3223	2.600	10.5	1.7	2.3	0.5	0.3	0.4
Transportation and warehousing services.....	ID5	3222	8.909	9.0	1.2	-0.8	-0.5	1.5	0.1
Transportation of passengers.....	ID5	32221	0.022	3.5	0.9	0.2	1.8	0.0	0.4
Transportation and warehousing of goods.....	ID5	32222	8.887	9.0	1.2	-0.8	-0.5	1.5	0.1
Services less trade, transportation, and warehousing.....	ID5	3221	26.148	5.4	0.8	0.4	0.0	0.4	0.5
Construction.....	ID5	323	0.915	10.7	0.8	0.8	0.9	1.1	0.1
Inputs to stage 3 construction producers.....	ID5	33	1.376	8.7	-1.0	-1.4	-2.5	-2.6	0.2
Goods.....	ID5	331	0.574	13.3	-0.4	0.3	-1.5	-0.7	0.1
Goods excluding foods and energy.....	ID5	3313	0.574	13.3	-0.4	0.3	-1.5	-0.7	0.1
Services.....	ID5	332	0.802	5.7	-1.3	-2.6	-3.2	-3.9	0.2
Trade services.....	ID5	3323	0.760	5.4	-1.4	-2.8	-3.4	-4.2	0.1
Transportation and warehousing services.....	ID5	3322	0.015	15.7	3.4	3.4	0.8	1.1	0.5
Transportation and warehousing of goods.....	ID5	33222	0.015	15.7	3.4	3.4	0.8	1.1	0.5
Services less trade, transportation, and warehousing.....	ID5	3321	0.027	10.8	0.8	0.8	0.4	1.0	1.5
Stage 2 Intermediate Demand									

See footnotes at end of table.

Table 1. Producer price index percentage changes and weights for Final Demand-Intermediate Demand groupings, seasonally adjusted — Continued
[August 2022]

Grouping	Commodity code		Relative Importance Dec. 2021 ¹	Unadjusted 12-month percent change ² Aug. 2021 to Aug. 2022 ^P	Seasonally adjusted 1-month percent change ²				
	Group code	Item code			Mar. to Apr.	Apr. to May ^P	May to June ^P	June to July ^P	July to Aug. ^P
Stage 2 intermediate demand.....	ID5	2	100.000	20.4	2.8	3.6	3.0	-5.2	3.7
Inputs to stage 2 goods producers.....	ID5	21	55.017	30.7	4.3	6.0	4.8	-9.0	5.6
Goods.....	ID5	211	42.903	37.0	5.1	7.3	5.8	-11.1	6.7
Foods.....	ID5	2111	3.172	14.0	2.0	0.7	1.9	-4.8	3.0
Energy.....	ID5	2112	20.215	72.5	8.6	14.2	10.8	-17.7	12.8
Goods excluding foods and energy.....	ID5	2113	19.516	7.3	1.6	-0.2	-0.8	-1.4	-1.0
Services.....	ID5	212	11.646	10.0	1.3	0.9	0.1	1.3	0.9
Trade services.....	ID5	2123	5.347	10.0	1.3	0.4	-0.4	1.3	1.0
Transportation and warehousing services.....	ID5	2122	3.332	11.3	2.0	1.9	0.4	1.2	0.5
Transportation of passengers.....	ID5	21221	0.156	19.2	2.2	3.7	3.8	-2.7	3.1
Transportation and warehousing of goods.....	ID5	21222	3.176	10.9	1.9	1.8	0.2	1.4	0.3
Services less trade, transportation, and warehousing.....	ID5	2121	2.967	8.5	0.8	0.6	0.8	1.2	1.3
Construction.....	ID5	213	0.468	10.7	0.8	0.8	0.9	1.1	0.1
Inputs to stage 2 services producers.....	ID5	22	44.982	8.2	0.7	0.3	0.3	0.6	1.2
Goods.....	ID5	221	5.753	14.2	1.5	2.0	1.7	-0.9	-0.1
Foods.....	ID5	2211	0.032	15.5	1.3	0.2	0.1	0.5	1.3
Energy.....	ID5	2212	0.393	42.3	5.8	10.3	13.7	-14.8	-4.8
Goods excluding foods and energy.....	ID5	2213	5.328	12.4	1.1	1.4	0.6	0.5	0.3
Services.....	ID5	222	37.664	7.2	0.5	0.0	0.1	0.8	1.4
Trade services.....	ID5	2223	2.497	21.5	0.9	-6.0	0.7	3.5	5.4
Transportation and warehousing services.....	ID5	2222	3.167	11.0	0.7	-1.6	-1.8	0.4	2.2
Transportation of passengers.....	ID5	22221	0.356	20.1	2.2	3.8	3.9	-2.8	3.3
Transportation and warehousing of goods.....	ID5	22222	2.811	9.7	0.5	-2.3	-2.6	0.9	2.0
Services less trade, transportation, and warehousing.....	ID5	2221	32.000	5.8	0.5	0.6	0.2	0.6	1.0
Construction.....	ID5	223	1.565	10.7	0.8	0.8	0.9	1.1	0.1
Stage 1 Intermediate Demand									
Stage 1 intermediate demand.....	ID5	1	100.000	10.4	1.7	1.5	0.9	-1.7	-0.4
Inputs to stage 1 goods producers.....	ID5	11	35.307	8.6	2.1	2.6	0.4	-2.5	-1.2
Goods.....	ID5	111	25.965	10.4	2.1	2.8	1.1	-3.2	-1.7
Foods.....	ID5	1111	3.181	9.8	2.4	0.4	0.9	-5.4	1.9
Energy.....	ID5	1112	3.712	33.7	5.4	7.5	9.3	-9.7	-2.0
Goods excluding foods and energy.....	ID5	1113	19.072	6.4	1.4	2.3	-0.6	-1.2	-2.3
Services.....	ID5	112	9.341	4.1	2.0	1.8	-1.9	-0.5	0.5
Trade services.....	ID5	1123	6.053	2.8	2.8	2.0	-3.2	-0.2	0.0
Transportation and warehousing services.....	ID5	1122	0.488	23.7	4.1	5.4	1.5	0.5	2.3
Transportation of passengers.....	ID5	11221	0.084	20.3	2.2	3.9	3.9	-2.9	3.3
Transportation and warehousing of goods.....	ID5	11222	0.404	24.4	4.5	5.7	1.2	1.0	2.2
Services less trade, transportation, and warehousing.....	ID5	1121	2.800	3.3	0.0	0.7	0.2	-1.4	0.9
Construction.....	ID5	113	0.001	10.7	0.8	0.8	0.9	1.1	0.1
Inputs to stage 1 services producers.....	ID5	12	51.790	10.8	1.6	1.1	1.4	-1.1	0.2
Goods.....	ID5	121	17.196	20.8	3.1	2.0	4.2	-3.2	-2.1
Foods.....	ID5	1211	0.051	88.2	81.8	7.8	-9.1	-2.9	-3.4
Energy.....	ID5	1212	5.758	33.9	5.2	3.0	9.7	-8.8	-6.3
Goods excluding foods and energy.....	ID5	1213	11.387	13.8	1.4	1.3	0.7	0.6	0.6
Services.....	ID5	122	34.589	5.9	0.8	0.6	-0.2	0.2	1.5
Trade services.....	ID5	1223	3.797	11.8	0.9	1.2	0.2	0.4	0.7
Transportation and warehousing services.....	ID5	1222	3.611	15.5	1.7	1.9	1.2	0.3	0.6
Transportation of passengers.....	ID5	12221	1.098	20.3	2.2	3.9	3.9	-2.9	3.3
Transportation and warehousing of goods.....	ID5	12222	2.513	13.4	1.5	1.0	-0.1	1.9	-0.6
Services less trade, transportation, and warehousing.....	ID5	1221	27.181	3.9	0.6	0.3	-0.5	0.1	1.7
Construction.....	ID5	123	0.005	10.7	0.8	0.8	0.9	1.1	0.1
Inputs to stage 1 construction producers.....	ID5	13	12.903	14.0	1.1	0.2	0.6	-2.1	-0.6
Goods.....	ID5	131	8.482	18.0	2.1	1.1	2.3	-1.5	-0.9
Energy.....	ID5	1312	0.827	50.5	8.6	3.0	11.8	-12.1	-9.8
Goods excluding foods and energy.....	ID5	1313	7.655	14.6	1.2	0.9	0.8	0.3	0.5
Services.....	ID5	132	4.421	6.9	-0.6	-1.5	-2.7	-3.3	0.1
Trade services.....	ID5	1323	3.756	5.2	-1.0	-2.1	-3.2	-3.8	0.4
Transportation and warehousing services.....	ID5	1322	0.609	18.9	2.1	2.3	-0.2	-0.5	-1.6
Transportation and warehousing of goods.....	ID5	13222	0.609	18.9	2.1	2.3	-0.2	-0.5	-1.6
Services less trade, transportation, and warehousing.....	ID5	1321	0.056	9.3	0.4	1.1	1.2	0.0	2.9
Special Groupings of Intermediate Demand by Production Flow									
Total goods inputs to stage 4 intermediate demand.....	ID5	9411	47.579	12.3	1.2	1.4	1.0	-0.9	-0.2
Total services inputs to stage 4 intermediate demand.....	ID5	9412	52.333	5.5	0.7	0.4	-0.5	0.0	1.2
Total construction inputs to stage 4 intermediate demand.....	ID5	9413	0.086	10.7	0.8	0.8	0.9	1.1	0.1
Total foods inputs to stage 4 intermediate demand.....	ID5	9414	5.541	11.0	2.2	0.7	0.1	-1.2	0.2

See footnotes at end of table.

Table 1. Producer price index percentage changes and weights for Final Demand-Intermediate Demand groupings, seasonally adjusted — Continued
[August 2022]

Grouping	Commodity code		Relative Importance Dec. 2021 ¹	Unadjusted 12-month percent change ² Aug. 2021 to Aug. 2022 ^p	Seasonally adjusted 1-month percent change ²				
	Group code	Item code			Mar. to Apr.	Apr. to May ^p	May to June ^p	June to July ^p	July to Aug. ^p
Total energy goods inputs to stage 4 intermediate demand.....	ID5	9415	4.770	23.2	1.9	3.3	7.8	-6.0	-3.1
Total goods less foods and energy inputs to stage 4 intermediate demand.	ID5	9416	37.268	11.1	0.9	1.2	0.2	0.0	0.2
Total goods inputs to stage 3 intermediate demand.....	ID5	9311	51.033	17.2	3.7	2.6	1.4	-2.5	-3.6
Total services inputs to stage 3 intermediate demand.....	ID5	9312	48.053	6.9	1.3	0.5	-0.5	0.4	0.3
Total construction inputs to stage 3 intermediate demand.....	ID5	9313	0.915	10.7	0.8	0.8	0.9	1.1	0.1
Total foods inputs to stage 3 intermediate demand.....	ID5	9314	11.511	25.9	5.8	0.2	-0.5	0.1	-3.0
Total energy goods inputs to stage 3 intermediate demand.....	ID5	9315	7.650	48.0	8.3	5.7	8.1	-10.0	-8.5
Total goods less foods and energy inputs to stage 3 intermediate demand.	ID5	9316	31.872	6.9	1.3	2.5	-0.2	-0.7	-2.2
Total goods inputs to stage 2 intermediate demand.....	ID5	9211	48.656	34.4	4.7	6.8	5.4	-10.2	6.0
Total services inputs to stage 2 intermediate demand.....	ID5	9212	49.310	7.9	0.7	0.2	0.1	0.9	1.3
Total construction inputs to stage 2 intermediate demand.....	ID5	9213	2.033	10.7	0.8	0.8	0.9	1.1	0.1
Total foods inputs to stage 2 intermediate demand.....	ID5	9214	3.204	14.1	2.0	0.7	1.9	-4.8	3.0
Total energy goods inputs to stage 2 intermediate demand.....	ID5	9215	20.608	72.0	8.5	14.1	10.9	-17.6	12.5
Total goods less foods and energy inputs to stage 2 intermediate demand.	ID5	9216	24.844	8.4	1.5	0.1	-0.5	-1.0	-0.8
Total goods inputs to stage 1 intermediate demand.....	ID5	9111	51.643	15.0	2.4	2.3	2.3	-2.9	-1.7
Total services inputs to stage 1 intermediate demand.....	ID5	9112	48.351	5.7	0.9	0.6	-0.8	-0.3	1.1
Total construction inputs to stage 1 intermediate demand.....	ID5	9117	0.006	10.7	0.8	0.8	0.9	1.1	0.1
Total foods inputs to stage 1 intermediate demand.....	ID5	9114	3.232	11.0	3.6	0.6	0.6	-5.4	1.7
Total energy goods inputs to stage 1 intermediate demand.....	ID5	9115	10.297	35.1	5.6	4.4	9.8	-9.4	-5.3
Total goods less foods and energy inputs to stage 1 intermediate demand.	ID5	9116	38.114	10.3	1.4	1.7	0.1	-0.3	-0.9

¹ Comprehensive relative importance figures are initially computed after the publication of December indexes and are recalculated after final December indexes are available. Individual items and subtotals may not add exactly to totals because of rounding differences.

² All indexes are subject to revision for 4 months after their originally scheduled publication to incorporate late reports and corrections by survey respondents. In addition, seasonally adjusted indexes are subject to change for up to 5 years due to the recalculation of seasonal factors published each January.

³ PPI defines Total finished as including only the personal consumption and private capital investment portions of final demand.

⁴ Trade indexes measure changes in margins received by wholesalers and retailers.

⁵ The PPI definition of foods does not include food and beverages for immediate consumption. PPI defines food and beverages for immediate consumption as the service of preparing meals, snacks, and beverages to customer order for immediate on-premises and off-premises consumption.

⁶ Distributive services include transportation, warehousing, and trade of goods.

⁷ Includes intermediate trade, transportation, and warehousing services.

⁸ Includes crude petroleum.

⁹ Excludes crude petroleum.

^p Preliminary

"/" Data not available.

Table 2. Producer price index percentage changes for selected commodity groupings by Final Demand-Intermediate Demand category, seasonally adjusted
[August 2022]

Grouping	Commodity code		Unadjusted 12-month percent change ¹	Seasonally adjusted 1-month percent change ¹				
	Group code	Item code		Aug. 2021 to Aug. 2022 ^P	Mar. to Apr.	Apr. to May ^P	May to June ^P	June to July ^P
Final Demand								
Final demand.....	FD	4	8.7	0.5	0.8	1.0	-0.4	-0.1
Final demand goods.....	FD	41	12.2	1.3	1.5	2.2	-1.7	-1.2
Final demand foods.....	FD	411	13.1	1.5	0.4	-0.1	1.3	0.0
Fresh fruits and melons ²	01	11	21.9	8.3	-1.1	-1.6	2.0	0.2
Fresh and dry vegetables ²	01	13	45.2	-26.6	3.5	0.0	12.7	1.7
Grains.....	01	2	8.6	3.6	0.7	1.9	-11.8	2.9
Eggs for fresh use ²	01	7107	104.7	82.0	-0.3	-23.8	44.2	-25.0
Oilseeds.....	01	8301	9.5	1.3	-0.6	4.8	-13.6	5.1
Bakery products ²	02	11	14.4	0.9	0.9	0.4	1.9	1.5
Milled rice ²	02	13	18.8	0.8	1.9	1.1	3.6	1.2
Pasta products ²	02	1402	33.3	2.5	3.9	0.0	4.7	0.0
Beef and veal.....	02	2101	-12.6	-2.6	-9.5	1.7	9.5	-0.4
Pork.....	02	2104	-7.7	3.4	-7.4	-2.3	-0.3	1.9
Processed young chickens.....	02	2203	15.2	-0.1	7.1	1.8	-0.6	-1.8
Processed turkeys.....	02	2206	39.5	8.9	5.2	-2.0	1.9	1.9
Finfish and shellfish.....	02	23	-0.9	0.2	-1.9	-0.4	1.3	-1.4
Dairy products.....	02	3	20.3	3.1	0.9	0.5	-0.4	-1.7
Processed fruits and vegetables ²	02	4	14.7	1.5	3.6	0.4	2.3	0.6
Confectionery end products ²	02	55	8.2	0.4	0.5	0.2	1.6	0.8
Soft drinks ²	02	62	17.7	1.2	-0.8	0.7	0.8	6.0
Roasted coffee ²	02	6301	15.1	-0.2	0.1	2.1	-2.1	2.4
Shortening and cooking oils ²	02	78	13.4	1.7	4.6	-0.2	-9.6	-1.7
Frozen specialty food ²	02	85	13.9	2.0	1.5	0.4	1.2	0.3
Final demand energy.....	FD	412	25.9	1.5	4.8	8.9	-9.0	-6.0
Liquefied petroleum gas ²	05	32	27.1	-3.4	4.1	0.9	-11.8	-2.5
Residential electric power.....	05	41	12.2	1.0	0.7	1.3	0.9	1.0
Residential natural gas.....	05	51	25.0	3.0	5.6	6.4	-2.6	0.9
Gasoline.....	05	71	25.5	-3.1	8.7	17.3	-17.4	-12.7
Home heating oil and distillates.....	05	7302	59.2	9.0	3.8	3.6	-11.3	-12.2
No. 2 diesel fuel.....	05	7303	53.8	8.4	2.4	13.0	-14.4	-11.4
Final demand goods less foods and energy.....	FD	413	8.1	1.1	0.7	0.5	0.2	0.2
Alcoholic beverages.....	02	61	4.6	1.0	0.3	0.2	-0.3	0.1
Pet food ²	02	9402	14.1	0.3	3.2	4.6	0.5	1.1
Women's, girls', and infants' apparel ²	03	8106	1.7	0.1	0.3	0.0	0.1	0.1
Men's and boys' apparel ²	03	8107	10.0	0.6	0.1	0.1	0.5	0.0
Textile housefurnishings ²	03	82	2.7	2.0	-0.1	0.2	1.2	-1.1
Footwear.....	04	3	10.1	0.6	1.4	0.2	1.5	1.5
Industrial chemicals.....	06	1	10.0	0.4	4.5	0.8	2.6	-5.5
Pharmaceutical preparations.....	06	38	2.4	0.2	0.1	0.1	0.7	0.3
Soaps and detergents ²	06	71	10.2	0.4	2.4	0.7	0.3	0.5
Cleaning and polishing products ²	06	72	8.0	0.2	0.6	0.4	0.1	1.0
Cosmetics and other toiletries ²	06	75	6.5	0.1	0.6	0.8	0.2	0.5
Tires ²	07	1201	14.3	3.1	0.7	0.6	1.7	0.8
Consumer, institutional, and commercial products, n.e.c. ²	07	2B	26.3	1.5	2.4	1.8	1.1	0.5
Sanitary paper products ²	09	1501	11.4	0.3	2.4	1.5	1.2	0.0
Iron and steel scrap ²	10	12	-22.6	0.1	-11.9	-11.6	-11.3	-5.1
Agricultural machinery and equipment.....	11	1	17.2	3.0	0.7	1.7	0.1	0.8
Construction machinery and equipment ²	11	2	13.5	2.7	0.3	1.0	0.4	2.6
Metal cutting machine tools ²	11	37	4.3	0.0	0.5	0.2	0.0	0.3
Metal forming machine tools.....	11	38	6.3	0.5	2.6	0.6	0.3	1.2
Tools, dies, jigs, fixtures, and industrial molds ²	11	39	8.4	1.5	0.5	0.3	0.2	0.4
Pumps, compressors, and equipment.....	11	41	15.6	1.6	2.1	1.1	1.2	0.4
Industrial material handling equipment ²	11	44	14.5	2.6	0.9	0.8	0.8	0.5
Electronic computers and computer equipment ²	11	5	6.1	0.0	0.6	-0.2	0.7	-0.3
Textile machinery and equipment ²	11	62	6.0	0.0	0.3	0.0	0.0	0.0
Paper industries machinery ²	11	64	10.8	1.0	1.3	1.8	0.0	1.3
Printing trades machinery and equipment ²	11	65	5.9	0.2	0.3	0.6	0.3	0.8
Transformers and power regulators ²	11	74	35.7	3.1	1.1	4.0	1.3	1.0
Communication and related equipment.....	11	76	6.8	0.3	0.8	0.6	1.2	0.2
Electronic components and accessories.....	11	78	3.6	-0.3	0.4	0.7	-0.2	-0.3
X-ray and electromedical equipment ²	11	7905	4.3	0.5	0.9	0.3	1.4	0.0
Oil field and gas field machinery ²	11	91	5.0	0.0	1.1	0.4	0.0	0.0
Mining machinery and equipment ²	11	92	14.2	4.6	0.8	0.1	0.0	0.4
Office and store machines and equipment ²	11	93	2.2	0.0	0.8	0.0	0.0	0.0

See footnotes at end of table.

Table 2. Producer price index percentage changes for selected commodity groupings by Final Demand-Intermediate Demand category, seasonally adjusted — Continued
 [August 2022]

Grouping	Commodity code		Unadjusted 12-month percent change ¹	Seasonally adjusted 1-month percent change ¹				
	Group code	Item code		Aug. 2021 to Aug. 2022 ^P	Mar. to Apr.	Apr. to May ^P	May to June ^P	June to July ^P
Household furniture ²	12	1	12.0	0.4	1.3	0.4	2.1	0.5
Commercial furniture ²	12	2	14.4	0.3	0.8	2.2	-0.1	1.6
Floor coverings ²	12	3	0.6	-1.0	-0.6	0.5	0.0	0.1
Household appliances ²	12	4	13.4	4.5	0.6	0.6	0.1	0.7
Home electronic equipment ²	12	5	6.5	0.0	0.2	0.4	0.0	0.0
Lawn and garden equipment excl. garden tractors ²	12	66	10.5	2.2	1.2	1.4	0.2	0.0
Passenger cars.....	14	1101	2.8	0.7	0.5	0.6	0.2	0.4
Light motor trucks.....	14	1105	4.9	1.3	0.3	0.3	0.8	0.2
Heavy motor trucks ²	14	1106	2.6	0.0	1.4	0.4	0.0	0.1
Motor vehicles parts ²	14	12	5.1	0.6	0.2	0.4	0.3	0.8
Truck trailers ²	14	14	33.0	1.6	0.5	0.7	0.7	0.1
Travel trailers and campers ²	14	16	16.3	1.2	1.1	0.1	0.1	0.2
Aircraft.....	14	21	4.9	0.4	0.3	0.5	0.3	0.3
Ships ²	14	31	5.7	-0.1	1.4	0.1	0.0	0.0
Railroad equipment ²	14	4	2.7	0.0	0.1	0.0	0.1	0.4
Toys, games, and children's vehicles ²	15	11	3.7	0.1	0.0	0.0	0.0	0.0
Sporting and athletic goods.....	15	12	17.7	0.1	2.5	4.8	0.1	-0.1
Cigarettes ²	15	21	12.5	0.8	2.4	0.0	0.8	2.0
Mobile homes ²	15	5	14.0	0.6	0.6	0.4	-0.8	-1.5
Medical, surgical & personal aid devices.....	15	6	3.2	0.3	0.3	0.2	0.2	0.1
Jewelry, platinum and karat gold ²	15	9402	10.1	0.7	1.4	-0.1	-2.9	1.7
Costume jewelry and novelties ²	15	9404	8.5	0.0	0.0	0.0	1.5	0.0
Final demand services.....	FD	42	6.6	0.0	0.5	0.3	0.2	0.4
Final demand trade services ³	FD	423	12.9	0.1	0.7	0.6	0.9	0.8
Machinery and equipment parts and supplies wholesaling ²	57	1102	12.0	-1.0	0.2	1.0	0.7	0.8
Machinery and vehicle wholesaling ²	57	1103	30.1	1.6	-2.3	0.7	2.7	0.2
Professional and commercial equipment wholesaling ²	57	1104	-0.1	-0.6	-0.3	1.0	-0.4	-2.2
Furnishings wholesaling ²	57	2	17.9	1.1	1.6	-3.0	1.5	3.2
Chemicals and allied products wholesaling ²	57	5	1.4	1.3	5.1	-3.7	1.7	2.3
Paper and plastics products wholesaling ²	57	6	24.3	4.2	2.5	0.7	-1.4	-0.5
Apparel wholesaling ²	57	7	-0.7	-0.1	-4.3	2.8	-1.3	-0.5
Food and alcohol wholesaling ²	57	8	14.1	1.0	-0.5	0.8	2.1	0.3
Food and alcohol retailing.....	58	1	16.4	0.4	1.7	4.6	1.9	-1.1
Health, beauty, and optical goods retailing ²	58	2	7.3	-1.5	7.5	-4.7	3.9	-0.4
Apparel, jewelry, footwear, and accessories retailing.....	58	3	-1.0	-1.3	2.8	-0.4	-5.4	0.8
Computer hardware, software, and supplies retailing ²	58	4	11.0	-0.4	-3.0	7.0	-0.7	0.3
TV, video, and photographic equipment and supplies retailing ²	58	5	-24.1	-3.6	-4.9	12.6	0.4	-0.3
Automobiles retailing (partial).....	58	6101	25.9	-0.3	5.7	-2.1	-1.2	-0.5
Automotive parts, including tires, retailing ²	58	6102	20.3	1.2	1.5	3.1	3.0	0.9
RVs, trailers, and campers retailing ²	58	8	-18.5	-6.1	-0.7	-15.7	-4.3	0.3
Sporting goods, including boats, retailing.....	58	9	-5.7	-2.3	0.1	-2.2	0.4	0.6
Lawn, garden, and farm equipment and supplies retailing ²	58	A	23.6	2.2	5.0	4.5	0.3	-1.4
Furniture retailing ²	58	B	19.8	-5.6	4.6	4.9	-2.8	-3.4
Flooring and floor coverings retailing ²	58	C	22.5	3.4	-1.9	0.7	-1.6	-1.5
Hardware, building materials, and supplies retailing.....	58	D	1.6	-3.0	-5.3	-5.6	-7.1	-0.6
Major household appliances retailing.....	58	E	5.9	4.7	-1.0	-0.8	1.6	-2.0
Fuels and lubricants retailing.....	58	F	44.9	2.0	-17.7	0.0	9.6	14.2
Cleaning supplies and paper products retailing ²	58	G	23.7	4.7	0.5	1.2	10.4	-1.4
Book retailing ²	58	H	3.5	-0.3	-1.7	0.7	2.0	0.3
Final demand transportation and warehousing services.....	FD	422	17.8	2.1	2.5	0.9	-0.8	-0.2
Rail transportation of freight and mail ²	30	11	10.7	2.6	2.0	0.5	1.2	-0.4
Truck transportation of freight ²	30	12	18.3	1.9	2.1	-0.3	-0.6	-1.9
Air transportation of freight ²	30	14	14.7	1.8	-0.2	2.7	-0.6	0.4
Courier, messenger, and U.S. postal services.....	30	16	11.5	1.3	1.2	-0.1	2.2	-0.3
Rail transportation of passengers.....	30	21	2.9	0.8	0.1	1.7	0.1	0.2
Airline passenger services.....	30	22	20.3	2.2	3.9	3.9	-2.9	3.3
Final demand services less trade, transportation, and warehousing.....	FD	421	2.3	-0.2	0.1	0.2	0.0	0.3
Sales of books ²	33	11	7.6	0.2	0.8	0.0	0.7	0.1
Sales and subscriptions of periodicals and newspapers.....	33	12	1.1	-0.6	0.3	0.1	0.5	-0.4
Application software publishing ²	34	2	0.9	-1.0	1.1	0.1	-0.1	0.0
Advertising space sales in periodicals, newspapers, directories, and mailing lists ²	36	1	0.5	-1.0	0.5	0.3	-0.7	0.2
Residential wired telecommunication services.....	37	11	2.2	0.0	0.5	0.1	0.5	1.1
Wireless telecommunication services.....	37	2	0.4	-0.1	0.6	0.2	0.0	-0.8
Cable and satellite subscriber services.....	37	3	6.0	0.1	0.5	0.7	1.0	0.1
Internet access services ²	37	4	-1.1	-0.1	-0.3	-0.5	-0.1	-0.2

See footnotes at end of table.

Table 2. Producer price index percentage changes for selected commodity groupings by Final Demand-Intermediate Demand category, seasonally adjusted — Continued
[August 2022]

Grouping	Commodity code		Unadjusted 12-month percent change ¹	Seasonally adjusted 1-month percent change ¹				
	Group code	Item code		Aug. 2021 to Aug. 2022 ^P	Mar. to Apr.	Apr. to May ^P	May to June ^P	June to July ^P
Bundled wired telecommunications access services ²	37	5	2.7	0.0	0.0	-0.5	2.8	0.5
Consumer loans (partial).....	39	12	7.1	1.8	-1.1	-0.1	1.5	4.8
Deposit services (partial) ²	39	2	-8.3	-1.1	-0.2	1.8	0.2	-1.3
Other credit intermediation, incl. trust services (partial) ²	39	3	-5.5	0.1	-1.0	0.3	0.2	-4.9
Securities brokerage, dealing, investment advice, and related services ² ...	40	1	5.8	-0.4	5.3	-4.5	0.1	9.6
Portfolio management ²	40	2	-13.1	-2.1	-2.0	-2.6	-7.4	1.6
Life insurance ²	41	1101	3.0	-0.1	0.0	0.0	0.4	0.0
Disability insurance, including accidental death ²	41	1102	-0.4	0.0	0.0	0.0	-0.3	0.0
Health and medical insurance.....	41	1103	2.0	0.1	0.1	0.2	0.0	0.1
Property and casualty insurance ²	41	1104	2.1	0.1	0.2	0.6	0.8	0.1
Annuities ²	41	2	-1.6	0.0	-0.1	-0.6	-0.3	0.0
Residential property sales and leases, brokerage fees and commissions..	43	21	10.4	-0.4	0.7	0.7	0.7	1.3
Passenger car rental.....	44	1	1.2	9.3	-5.3	-3.8	-2.5	3.7
Legal services.....	45	1	4.2	-0.2	-0.2	0.0	0.4	0.4
Tax preparation and planning.....	45	2102	5.0	0.0	0.3	2.7	1.5	0.5
Architectural and engineering services.....	45	3	5.6	0.3	0.2	0.8	0.1	0.5
Management, scientific, and technical consulting services.....	45	4	0.1	-0.2	-0.4	-0.4	-0.1	0.0
Arrangement of flights (partial).....	47	1	10.6	7.5	0.1	0.6	1.7	1.0
Arrangement of vehicle rentals and lodging ²	47	2	2.0	1.3	-0.3	-0.6	-1.7	-0.7
Arrangement of cruises and tours ²	47	3	2.1	-1.7	4.4	5.7	1.8	0.1
Physician care.....	51	1101	0.7	-0.1	0.1	0.1	0.1	0.0
Medical laboratory and diagnostic imaging care ²	51	1102	-0.2	-0.1	0.1	0.0	-0.1	0.0
Home health and hospice care.....	51	1103	1.8	-0.4	0.1	0.1	-0.2	0.2
Hospital outpatient care ²	51	1104	3.4	0.2	0.0	0.8	0.7	-0.5
Dental care.....	51	1105	3.2	0.2	0.0	0.2	0.0	0.0
Hospital inpatient care.....	51	2101	3.7	-0.4	0.5	0.5	0.7	-0.2
Nursing home care.....	51	2102	2.8	0.3	0.2	0.2	0.2	0.9
Traveler accommodation services.....	53	11	10.9	-3.7	-3.2	6.2	0.5	-4.5
Food and beverages for immediate consumption services (partial) ²	54	1	-1.1	-1.4	1.5	0.3	0.7	0.1
Motor vehicle repair and maintenance (partial).....	55	2	4.1	0.4	0.6	0.2	0.2	0.1
Membership dues and admissions and recreation facility use fees (partial) ²	56	1	4.2	0.5	-1.9	0.2	0.8	-0.4
Recreational activity instruction fees (partial) ²	56	2	1.4	1.1	0.2	0.0	0.1	0.0
Gaming receipts (partial) ²	56	3	-0.2	-4.3	2.6	-1.3	2.2	-2.1
Mining services ²	60	1	11.1	0.0	2.2	0.9	-1.2	1.1
Final demand construction.....	FD	43	22.9	3.6	0.3	0.5	5.0	0.3
New warehouse building construction ²	80	1101	33.1	4.7	-0.1	-0.2	5.6	0.0
New school building construction ²	80	1102	19.5	4.1	0.0	0.2	5.2	0.1
New office building construction ²	80	1103	24.1	2.8	0.5	1.0	4.5	0.5
New industrial building construction ²	80	1104	27.9	4.5	0.7	0.7	6.1	0.3
New health care building construction ²	80	1105	21.2	4.2	0.1	0.3	6.0	0.2
Intermediate Demand by Commodity Type								
Processed goods for intermediate demand.....	ID6	1	14.1	2.0	2.3	2.0	-2.2	-1.7
Processed foods and feeds.....	ID6	9112	13.1	3.2	1.1	0.0	0.2	0.1
Meats.....	02	21	-6.4	-0.5	-5.9	-0.9	4.3	0.9
Processed poultry.....	02	22	22.9	2.7	6.4	2.1	-0.9	-1.8
Dairy products.....	02	3	20.3	3.1	0.9	0.5	-0.4	-1.7
Processed fruits and vegetables ²	02	4	14.7	1.5	3.6	0.4	2.3	0.6
Refined sugar and byproducts ²	02	53	6.3	0.3	0.5	0.2	0.5	0.7
Fats and oils ²	02	7	13.3	1.4	3.8	-0.6	-7.3	-1.9
Prepared animal feeds ²	02	9	15.2	1.8	1.6	1.2	0.0	1.2
Processed materials less foods and feeds.....	ID6	9111	14.2	2.0	2.4	2.2	-2.4	-1.9
Synthetic fibers ²	03	1	6.0	2.0	-0.1	0.4	1.7	-0.2
Processed yarns and threads ²	03	2	29.8	6.2	1.7	0.4	1.2	0.6
Finished fabrics ²	03	4	13.8	1.4	1.6	0.6	0.6	0.8
Liquefied petroleum gas ²	05	32	27.1	-3.4	4.1	0.9	-11.8	-2.5
Commercial electric power.....	05	42	14.7	-0.1	-1.4	4.8	1.8	1.4
Industrial electric power.....	05	43	12.2	0.6	1.1	-0.2	2.6	1.0
Commercial natural gas.....	05	52	38.6	5.4	9.1	8.2	-2.3	4.0
Industrial natural gas.....	05	53	47.9	6.4	15.7	11.1	-9.0	10.9
Natural gas to electric utilities.....	05	54	43.9	9.9	23.3	15.8	-19.0	5.6
Gasoline.....	05	71	25.5	-3.1	8.7	17.3	-17.4	-12.7
Jet fuel ²	05	7203	74.1	13.3	10.0	-0.8	-6.3	-12.8
No. 2 diesel fuel.....	05	7303	53.8	8.4	2.4	13.0	-14.4	-11.4
Residual fuels ²	05	74	25.5	8.4	0.7	6.3	-4.2	-16.7

See footnotes at end of table.

Table 2. Producer price index percentage changes for selected commodity groupings by Final Demand-Intermediate Demand category, seasonally adjusted — Continued
[August 2022]

Grouping	Commodity code		Unadjusted 12-month percent change ¹	Seasonally adjusted 1-month percent change ¹				
	Group code	Item code		Aug. 2021 to Aug. 2022 ^P	Mar. to Apr.	Apr. to May ^P	May to June ^P	June to July ^P
Finished lubricants ²	05	76	21.2	4.6	-0.1	5.1	3.1	0.8
Lubricating oil base stocks ²	05	78	51.1	13.2	9.1	11.2	2.9	-0.5
Asphalt.....	05	8102	60.6	18.9	13.1	1.7	-5.0	-6.3
Basic inorganic chemicals ²	06	13	27.1	2.6	3.7	1.3	4.0	0.4
Basic organic chemicals.....	06	14	7.6	0.1	4.6	0.7	2.4	-6.4
Prepared paint ²	06	21	24.7	5.3	0.6	1.4	2.2	0.4
Paint materials ²	06	22	17.7	3.0	3.6	1.6	0.2	3.2
Medicinal and botanical chemicals ²	06	31	1.7	0.1	-1.1	0.5	0.1	0.1
Biological products, including diagnostics.....	06	37	4.9	0.9	0.2	0.3	0.4	0.3
Fats and oils, inedible ²	06	4	2.6	0.4	3.3	2.2	-7.7	1.1
Nitrogenates.....	06	5201	45.8	6.6	-0.7	-3.9	-8.7	-4.8
Phosphates.....	06	5202	15.2	3.0	-2.4	-5.6	-2.0	-0.4
Other agricultural chemicals ²	06	53	41.8	24.8	-1.7	2.8	0.7	0.3
Plastic resins and materials.....	06	6	-5.2	5.3	1.2	1.1	-2.4	-4.3
Industrial gases ²	06	7903	18.3	0.1	1.3	1.0	0.4	-0.2
Adhesives and sealants ²	06	7904	21.8	2.6	1.0	3.1	0.0	1.7
Synthetic rubber ²	07	1102	9.8	3.3	0.6	2.0	4.0	0.1
Tires ²	07	1201	14.3	3.1	0.7	0.6	1.7	0.8
Plastic construction products ²	07	21	20.0	1.8	1.4	1.0	1.1	0.6
Unsupported plastic film, sheet, other shapes ²	07	22	13.8	1.0	0.9	2.0	0.4	0.2
Parts for manufacturing from plastics ²	07	26	11.1	0.4	0.6	1.6	0.4	0.4
Plastic packaging products ²	07	2A	14.0	1.7	1.0	1.3	1.3	1.0
Softwood lumber.....	08	11	14.8	-15.9	-0.1	-23.5	2.1	-5.2
Hardwood lumber ²	08	12	2.0	0.3	4.1	-0.8	-1.4	-2.8
Millwork.....	08	2	15.2	1.8	0.7	-0.7	-0.2	1.9
Plywood ²	08	3	-3.4	-6.9	-4.0	-2.2	-6.6	-2.6
Paper ²	09	13	11.2	1.3	0.9	0.6	1.2	1.0
Paperboard ²	09	14	17.3	1.9	1.1	2.9	1.0	-0.1
Paper boxes and containers ²	09	1503	20.4	2.5	2.5	0.4	0.5	2.5
Building paper and board ²	09	2	-7.8	-11.3	-12.6	-13.7	-13.6	1.2
Commercial printing ²	09	47	19.2	1.3	3.0	1.0	0.0	1.3
Foundry and forge shop products ²	10	15	16.4	2.2	2.1	0.2	0.6	-1.7
Steel mill products ²	10	17	-4.6	2.7	10.5	-1.7	-3.9	-5.7
Primary nonferrous metals ²	10	22	-6.1	0.8	-10.6	-2.0	-9.6	1.6
Secondary nonferrous metals ²	10	24	0.8	4.3	-3.2	-2.7	-9.3	3.8
Aluminum mill shapes ²	10	2501	2.4	3.4	-3.1	-5.6	-4.6	-3.9
Copper and brass mill shapes ²	10	2502	-7.1	2.2	-4.1	-1.3	-9.7	2.0
Nonferrous wire and cable ²	10	26	6.1	1.3	-0.3	-1.3	-3.0	0.1
Nonferrous foundry shop products.....	10	28	12.3	3.7	0.8	0.2	0.6	-0.1
Metal containers ²	10	3	27.1	5.0	0.8	1.3	-1.4	0.2
Hardware ²	10	4	13.4	0.1	0.3	0.2	1.2	0.9
Plumbing fixtures and brass fittings.....	10	5	10.9	2.1	0.3	0.3	0.5	0.4
Heating equipment ²	10	6	13.0	0.1	1.0	0.3	0.5	0.4
Fabricated structural metal products.....	10	7	17.7	1.6	1.0	0.6	-0.5	0.0
Bolts, nuts, screws, rivets, and washers ²	10	81	16.2	2.6	4.1	0.5	1.5	-0.4
Lighting fixtures ²	10	83	8.3	1.0	0.1	0.6	0.3	0.3
Fabricated ferrous wire products ²	10	88	21.8	2.1	0.8	0.7	0.4	0.3
Other miscellaneous metal products ²	10	89	10.4	0.4	1.1	0.6	0.3	-0.1
Fluid power equipment.....	11	43	13.8	1.6	0.3	1.6	1.0	0.5
Mechanical power transmission equipment ²	11	45	13.3	1.0	1.7	0.5	0.8	2.1
Air conditioning and refrigeration equipment ²	11	48	24.9	2.7	1.3	1.9	0.8	0.4
Metal valves, except fluid power.....	11	4902	14.5	1.4	3.1	0.1	0.3	2.2
Ball and roller bearings ²	11	4905	10.0	0.0	0.7	2.6	1.8	0.0
Wiring devices ²	11	71	18.5	1.9	0.6	3.0	-0.6	0.9
Motors, generators, motor generator sets ²	11	73	18.6	1.0	0.5	0.6	1.9	0.3
Switchgear, switchboard, and industrial controls equip. ²	11	75	22.2	0.4	0.6	3.0	0.9	2.1
Electronic components and accessories.....	11	78	3.6	-0.3	0.4	0.7	-0.2	-0.3
Internal combustion engines ²	11	94	7.6	1.7	1.0	0.0	0.9	0.3
Machine shop products ²	11	95	6.1	0.6	1.5	0.8	0.0	0.6
Flat glass ²	13	11	11.3	1.2	0.1	0.3	1.3	2.4
Cement.....	13	22	9.8	0.0	0.1	0.4	2.7	0.6
Concrete products.....	13	3	14.3	1.6	1.2	1.6	2.0	1.5
Asphalt felts and coatings ²	13	6	14.6	1.1	1.4	1.5	-0.2	0.5
Paving mixtures and blocks.....	13	94	22.7	2.7	3.9	2.5	2.9	0.7
Motor vehicle parts ²	14	12	5.1	0.6	0.2	0.4	0.3	0.8
Aircraft engines and engine parts.....	14	23	4.3	0.4	0.2	0.6	0.4	0.9

See footnotes at end of table.

Table 2. Producer price index percentage changes for selected commodity groupings by Final Demand-Intermediate Demand category, seasonally adjusted — Continued
 [August 2022]

Grouping	Commodity code		Unadjusted 12-month percent change ¹	Seasonally adjusted 1-month percent change ¹				
	Group code	Item code		Aug. 2021 to Aug. 2022 ^P	Mar. to Apr.	Apr. to May ^P	May to June ^P	June to July ^P
Aircraft parts and auxiliary equipment, n.e.c.....	14	25	2.2	-0.1	0.2	0.3	0.1	0.1
Medical, surgical, and personal aid devices.....	15	6	3.2	0.3	0.3	0.2	0.2	0.1
Unprocessed goods for intermediate demand.....	ID6	2	36.1	5.5	5.4	4.8	-10.7	5.7
Unprocessed foodstuffs and feedstuffs.....	ID6	21	23.1	4.2	0.2	-0.4	-0.8	-1.9
Wheat ²	01	21	4.0	4.3	1.1	-4.1	-22.7	-2.8
Corn.....	01	2202	9.1	3.5	0.5	3.8	-8.5	4.5
Slaughter cattle.....	01	31	17.6	1.2	1.6	5.0	-1.5	4.0
Slaughter hogs.....	01	32	21.8	2.9	-9.4	-4.0	23.2	6.2
Slaughter chickens.....	01	4102	30.2	5.4	-0.5	2.0	-1.9	-9.0
Slaughter turkeys.....	01	42	27.6	4.9	1.5	5.3	6.7	1.7
Raw milk.....	01	6	42.0	4.2	2.2	-1.2	0.3	-8.8
Hay and hayseeds ²	01	81	32.5	-11.5	10.1	-1.0	12.5	-3.6
Oilseeds.....	01	8301	9.5	1.3	-0.6	4.8	-13.6	5.1
Raw cane sugar and byproducts ²	02	5201	18.8	1.3	0.9	-0.6	1.2	3.3
Unprocessed nonfood materials.....	ID6	22	42.9	6.2	7.8	7.1	-14.7	9.3
Raw cotton ²	01	51	24.4	12.9	3.7	-0.1	-23.8	4.7
Hides and skins.....	04	1	-36.6	4.3	-5.9	1.9	-1.0	-3.1
Coal.....	05	1	56.1	15.1	0.9	6.3	3.3	-2.2
Natural gas ²	05	31	118.0	20.0	32.1	10.6	-22.4	35.3
Crude petroleum ²	05	61	38.8	0.6	2.1	12.8	-16.6	-5.3
Logs, bolts, timber, pulpwood, and woodchips ²	08	5	4.1	0.1	1.1	0.8	0.3	-0.6
Recyclable paper ²	09	12	-11.9	3.3	-5.6	0.4	3.1	-8.4
Iron ores.....	10	11	14.8	-3.7	-3.0	6.6	4.1	0.9
Iron and steel scrap ²	10	12	-22.6	0.1	-11.9	-11.6	-11.3	-5.1
Nonferrous metal ores ²	10	21	0.8	-0.4	-3.7	-1.6	-9.7	3.7
Copper base scrap ²	10	2301	-13.3	1.5	-7.4	-2.7	-15.2	3.4
Aluminum base scrap.....	10	2302	-12.0	-0.1	-8.4	-0.7	-24.7	9.4
Construction sand, gravel, and crushed stone.....	13	21	11.8	0.6	0.7	2.4	0.8	0.9
Services for intermediate demand.....	ID6	3	6.3	0.9	0.5	-0.4	0.2	1.0
Trade services for intermediate demand ³	ID6	33	8.5	1.0	0.6	-1.1	-0.1	0.6
Machinery and equipment parts and supplies wholesaling ²	57	1102	12.0	-1.0	0.2	1.0	0.7	0.8
Building materials, paint, and hardware wholesaling.....	57	3	10.5	0.2	-1.3	0.7	-1.1	-1.6
Metals, minerals, and ores wholesaling ²	57	4	-13.3	9.2	4.0	-10.6	-3.0	-2.6
Chemicals and allied products wholesaling ²	57	5	1.4	1.3	5.1	-3.7	1.7	2.3
Paper and plastics products wholesaling ²	57	6	24.3	4.2	2.5	0.7	-1.4	-0.5
Food wholesaling ²	57	8101	14.2	0.9	-1.2	0.7	2.3	0.2
Automotive parts, including tires, retailing ²	58	6102	20.3	1.2	1.5	3.1	3.0	0.9
Hardware, building material, and supplies retailing.....	58	D	1.6	-3.0	-5.3	-5.6	-7.1	-0.6
Transportation and warehousing services for intermediate demand.....	ID6	32	12.6	1.7	0.6	0.1	1.0	-0.1
Rail transportation of freight and mail ²	30	11	10.7	2.6	2.0	0.5	1.2	-0.4
Truck transportation of freight ²	30	12	18.3	1.9	2.1	-0.3	-0.6	-1.9
Water transportation of freight ²	30	13	34.0	6.7	9.5	0.9	1.4	3.6
Air transportation of freight ²	30	14	14.7	1.8	-0.2	2.7	-0.6	0.4
U.S. Postal Service.....	30	1601	10.7	0.2	0.3	0.1	5.0	0.2
Courier and messenger services, except air mail.....	30	1602	10.5	1.2	1.0	0.6	0.3	0.0
Air mail and package delivery services, excluding by USPS.....	30	1603	16.3	4.2	3.7	-2.2	0.2	-2.0
Pipeline transportation ²	30	17	-	-	-	0.0	2.9	0.0
Transportation of passengers (partial).....	30	2	20.0	2.2	3.8	3.9	-2.8	3.3
Services related to water transportation.....	31	1	4.5	1.1	0.7	0.0	-0.3	0.1
Arrangement of freight and cargo ²	31	31	16.0	-2.3	-5.5	-5.1	2.2	4.5
Warehousing, storage, and related services ²	32	1	8.7	5.7	-6.0	4.1	4.4	-5.3
Services less trade, transportation, and warehousing for intermediate demand.....	ID6	31	4.3	0.6	0.4	-0.3	0.2	1.3
Network compensation from broadcast TV, cable TV, radio ²	35	-	3.7	0.0	0.0	1.1	0.0	0.0
Advertising space sales in periodicals and newspapers ²	36	11	0.6	-1.2	0.6	0.4	-0.9	0.3
Advertising space sales in directories and mail lists ²	36	12	0.1	0.0	0.0	0.0	0.0	0.0
Television advertising time sales.....	36	2	1.5	3.0	3.0	-7.3	0.3	-5.5
Radio advertising time sales.....	36	3	-4.0	-1.9	8.7	-3.1	-7.3	-2.5
Internet advertising space sales, excluding Internet ads sold by print publishers ²	36	5	18.2	1.0	1.5	3.3	1.7	1.1
Business wired telecommunication services ²	37	12	1.5	0.0	0.0	0.7	0.3	0.4
Wireless telecommunication services.....	37	2	0.4	-0.1	0.6	0.2	0.0	-0.8
Cable and satellite subscriber services.....	37	3	6.0	0.1	0.5	0.7	1.0	0.1
Bundled wired telecommunication access services ²	37	5	2.7	0.0	0.0	-0.5	2.8	0.5
Data processing and related services ²	38	1	-1.9	0.1	0.1	-0.4	-0.3	-0.4
Business loans (partial).....	39	11	43.2	4.3	3.8	4.8	8.5	9.2

See footnotes at end of table.

Table 2. Producer price index percentage changes for selected commodity groupings by Final Demand-Intermediate Demand category, seasonally adjusted — Continued
[August 2022]

Grouping	Commodity code		Unadjusted 12-month percent change ¹	Seasonally adjusted 1-month percent change ¹				
	Group code	Item code		Aug. 2021 to Aug. 2022 ^P	Mar. to Apr.	Apr. to May ^P	May to June ^P	June to July ^P
Deposit services (partial) ²	39	2	-8.3	-1.1	-0.2	1.8	0.2	-1.3
Other credit intermediation, incl. trust services (partial) ²	39	3	-5.5	0.1	-1.0	0.3	0.2	-4.9
Securities brokerage, dealing, investment advice, and related services ²	40	1	5.8	-0.4	5.3	-4.5	0.1	9.6
Portfolio management ²	40	2	-13.1	-2.1	-2.0	-2.6	-7.4	1.6
Investment banking ²	40	3	-7.2	0.3	-0.5	-7.3	0.0	-0.2
Life insurance ²	41	1101	3.0	-0.1	0.0	0.0	0.4	0.0
Health and medical insurance.....	41	1103	2.0	0.1	0.1	0.2	0.0	0.1
Property and casualty insurance ²	41	1104	2.1	0.1	0.2	0.6	0.8	0.1
Annuities ²	41	2	-1.6	0.0	-0.1	-0.6	-0.3	0.0
Commissions from sales of insurance ²	42	1	0.2	0.0	0.0	0.0	0.0	0.0
Nonresidential real estate rents ²	43	11	5.5	3.7	-1.4	-1.4	0.6	5.5
Nonresidential property sales and leases ²	43	12	6.2	0.2	0.5	0.4	0.7	0.2
Residential property management fees ²	43	22	2.9	0.5	-0.9	0.0	0.3	0.3
Passenger car rental.....	44	1	1.2	9.3	-5.3	-3.8	-2.5	3.7
Truck, utility trailer, and RV rental and leasing ²	44	2	3.5	1.7	-1.7	2.3	-0.1	0.1
Construction, mining, and forestry machinery and equipment rental and leasing ²	44	3	8.3	0.1	1.7	1.5	-0.3	3.7
Legal services.....	45	1	4.2	-0.2	-0.2	0.0	0.4	0.4
Accounting services (partial).....	45	2	3.8	0.6	-0.2	0.9	-0.1	0.7
Architectural and engineering services.....	45	3	5.6	0.3	0.2	0.8	0.1	0.5
Management, scientific, and technical consulting services.....	45	4	0.1	-0.2	-0.4	-0.4	-0.1	0.0
Advertising and related services (partial) ²	45	5	8.7	0.5	0.0	0.1	0.3	0.0
Permanent placement services ²	46	1	4.8	2.2	-0.4	0.6	1.2	-0.2
Executive search services ²	46	2	-2.2	-0.5	3.5	-0.1	-1.4	-0.8
Staffing services.....	46	3	5.2	0.3	0.7	0.2	-0.3	0.0
Security guard services ²	48	1	7.0	0.8	-0.2	2.8	0.1	-0.1
Janitorial services ²	49	1	7.4	1.1	0.5	0.0	-0.1	-0.1
Waste collection.....	50	1	9.4	1.0	0.7	0.8	2.6	0.6
Traveler accommodation services.....	53	11	10.9	-3.7	-3.2	6.2	0.5	-4.5
Commercial and industrial machinery and equipment repair and maintenance.....	55	1	11.1	0.9	0.0	0.8	0.4	1.8
Aircraft repair and maintenance.....	55	4	3.3	0.1	0.2	0.2	0.4	0.2
Metal treatment services ²	59	1	11.9	1.2	0.4	-0.2	1.5	0.6
Construction for intermediate demand.....	ID6	4	10.7	0.8	0.8	0.9	1.1	0.1
Maintenance and repair of non-residential buildings (partial) ²	80	2	10.7	0.8	0.8	0.9	1.1	0.1
Intermediate Demand by Production Flow								
Stage 4 intermediate demand.....	ID5	4	8.7	1.0	0.9	0.3	-0.4	0.5
Stage 4 intermediate demand goods.....	ID5	9411	12.3	1.2	1.4	1.0	-0.9	-0.2
Grains.....	01	2	8.6	3.6	0.7	1.9	-11.8	2.9
Meats.....	02	21	-6.4	-0.5	-5.9	-0.9	4.3	0.9
Unprocessed and packaged fish.....	02	23	-0.9	0.2	-1.9	-0.4	1.3	-1.4
Dairy products.....	02	3	20.3	3.1	0.9	0.5	-0.4	-1.7
Commercial electric power.....	05	42	14.7	-0.1	-1.4	4.8	1.8	1.4
Industrial electric power.....	05	43	12.2	0.6	1.1	-0.2	2.6	1.0
Gasoline.....	05	71	25.5	-3.1	8.7	17.3	-17.4	-12.7
No. 2 diesel fuel.....	05	7303	53.8	8.4	2.4	13.0	-14.4	-11.4
Basic organic chemicals.....	06	14	7.6	0.1	4.6	0.7	2.4	-6.4
Prepared paint ²	06	21	24.7	5.3	0.6	1.4	2.2	0.4
Medicinal and botanical chemicals ²	06	31	1.7	0.1	-1.1	0.5	0.1	0.1
Biological products, including diagnostics.....	06	37	4.9	0.9	0.2	0.3	0.4	0.3
Pharmaceutical preparations.....	06	38	2.4	0.2	0.1	0.1	0.7	0.3
Plastic construction products ²	07	21	20.0	1.8	1.4	1.0	1.1	0.6
Unsupported plastic film, sheet, and other shapes ²	07	22	13.8	1.0	0.9	2.0	0.4	0.2
Parts for manufacturing from plastics ²	07	26	11.1	0.4	0.6	1.6	0.4	0.4
Plastic packaging products ²	07	2A	14.0	1.7	1.0	1.3	1.3	1.0
Lumber.....	08	1	10.1	-12.0	1.1	-17.0	0.9	-4.4
Millwork.....	08	2	15.2	1.8	0.7	-0.7	-0.2	1.9
Paper boxes and containers ²	09	1503	20.4	2.5	2.5	0.4	0.5	2.5
Commercial printing ²	09	47	19.2	1.3	3.0	1.0	0.0	1.3
Steel mill products ²	10	17	-4.6	2.7	10.5	-1.7	-3.9	-5.7
Nonferrous wire and cable ²	10	26	6.1	1.3	-0.3	-1.3	-3.0	0.1
Fabricated structural metal products.....	10	7	17.7	1.6	1.0	0.6	-0.5	0.0
Other miscellaneous metal products ²	10	89	10.4	0.4	1.1	0.6	0.3	-0.1
Air conditioning and refrigeration equipment ²	11	48	24.9	2.7	1.3	1.9	0.8	0.4
Wiring devices ²	11	71	18.5	1.9	0.6	3.0	-0.6	0.9

See footnotes at end of table.

Table 2. Producer price index percentage changes for selected commodity groupings by Final Demand-Intermediate Demand category, seasonally adjusted — Continued
[August 2022]

Grouping	Commodity code		Unadjusted 12-month percent change ¹	Seasonally adjusted 1-month percent change ¹				
	Group code	Item code		Aug. 2021 to Aug. 2022 ^P	Mar. to Apr.	Apr. to May ^P	May to June ^P	June to July ^P
Electronic components and accessories.....	11	78	3.6	-0.3	0.4	0.7	-0.2	-0.3
Miscellaneous electrical machinery and equipment ²	11	79	7.8	0.2	1.0	0.3	1.5	0.7
Internal combustion engines ²	11	94	7.6	1.7	1.0	0.0	0.9	0.3
Machine shop products ²	11	95	6.1	0.6	1.5	0.8	0.0	0.6
Concrete ingredients and related products.....	13	2	11.3	0.5	0.6	1.9	1.3	0.8
Concrete products.....	13	3	14.3	1.6	1.2	1.6	2.0	1.5
Prepared asphalt, tar roofing and siding products ²	13	61	15.2	0.9	2.2	1.5	-0.4	0.2
Paving mixtures and blocks.....	13	94	22.7	2.7	3.9	2.5	2.9	0.7
Motor vehicle parts ²	14	12	5.1	0.6	0.2	0.4	0.3	0.8
Aircraft engines and engine parts.....	14	23	4.3	0.4	0.2	0.6	0.4	0.9
Aircraft parts and auxiliary equipment, n.e.c.....	14	25	2.2	-0.1	0.2	0.3	0.1	0.1
Medical, surgical and personal aid devices.....	15	6	3.2	0.3	0.3	0.2	0.2	0.1
Stage 4 intermediate demand services.....	ID5	9412	5.5	0.7	0.4	-0.5	0.0	1.2
Truck transportation of freight ²	30	12	18.3	1.9	2.1	-0.3	-0.6	-1.9
Courier, messenger, and U.S. postal services.....	30	16	11.5	1.3	1.2	-0.1	2.2	-0.3
Airline passenger services.....	30	22	20.3	2.2	3.9	3.9	-2.9	3.3
Warehousing, storage, and related services ²	32	1	8.7	5.7	-6.0	4.1	4.4	-5.3
Advertising space sales in periodicals and newspapers ²	36	11	0.6	-1.2	0.6	0.4	-0.9	0.3
Data processing and related services ²	38	1	-1.9	0.1	0.1	-0.4	-0.3	-0.4
Business loans (partial).....	39	11	43.2	4.3	3.8	4.8	8.5	9.2
Deposit services (partial) ²	39	2	-8.3	-1.1	-0.2	1.8	0.2	-1.3
Securities brokerage, dealing, investment advice, and related services ²	40	1	5.8	-0.4	5.3	-4.5	0.1	9.6
Portfolio management ²	40	2	-13.1	-2.1	-2.0	-2.6	-7.4	1.6
Investment banking ²	40	3	-7.2	0.3	-0.5	-7.3	0.0	-0.2
Insurance.....	41	11	2.2	0.2	0.0	0.3	0.3	0.1
Annuities ²	41	2	-1.6	0.0	-0.1	-0.6	-0.3	0.0
Nonresidential real estate rents ²	43	11	5.5	3.7	-1.4	-1.4	0.6	5.5
Nonresidential property sales and leases ²	43	12	6.2	0.2	0.5	0.4	0.7	0.2
Nonresidential property management fees ²	43	13	4.2	-0.5	0.5	0.8	1.2	-2.3
Residential property management fees ²	43	22	2.9	0.5	-0.9	0.0	0.3	0.3
Construction, mining, and forestry machinery and equipment rental and leasing ²	44	3	8.3	0.1	1.7	1.5	-0.3	3.7
Legal services.....	45	1	4.2	-0.2	-0.2	0.0	0.4	0.4
Advertising agency services ²	45	51	8.7	0.5	0.0	0.1	0.3	0.0
Accounting services (partial).....	45	2	3.8	0.6	-0.2	0.9	-0.1	0.7
Architectural and engineering services.....	45	3	5.6	0.3	0.2	0.8	0.1	0.5
Management, scientific, and technical consulting services.....	45	4	0.1	-0.2	-0.4	-0.4	-0.1	0.0
Staffing services.....	46	3	5.2	0.3	0.7	0.2	-0.3	0.0
Janitorial services ²	49	1	7.4	1.1	0.5	0.0	-0.1	-0.1
Commercial and industrial machinery and equipment repair and maintenance.....	55	1	11.1	0.9	0.0	0.8	0.4	1.8
Machinery and equipment parts and supplies wholesaling ²	57	1102	12.0	-1.0	0.2	1.0	0.7	0.8
Building materials, paint, and hardware wholesaling.....	57	3	10.5	0.2	-1.3	0.7	-1.1	-1.6
Metals, minerals, and ores wholesaling ²	57	4	-13.3	9.2	4.0	-10.6	-3.0	-2.6
Chemicals and allied products wholesaling ²	57	5	1.4	1.3	5.1	-3.7	1.7	2.3
Paper and plastics products wholesaling ²	57	6	24.3	4.2	2.5	0.7	-1.4	-0.5
Food and alcohol wholesaling ²	57	8	14.1	1.0	-0.5	0.8	2.1	0.3
Hardware and building materials and supplies retailing.....	58	D	1.6	-3.0	-5.3	-5.6	-7.1	-0.6
Metal treatment services ²	59	1	11.9	1.2	0.4	-0.2	1.5	0.6
Stage 3 intermediate demand.....	ID5	3	12.1	2.5	1.6	0.5	-1.2	-1.8
Stage 3 intermediate demand goods.....	ID5	9311	17.2	3.7	2.6	1.4	-2.5	-3.6
Slaughter cattle.....	01	31	17.6	1.2	1.6	5.0	-1.5	4.0
Slaughter hogs.....	01	32	21.8	2.9	-9.4	-4.0	23.2	6.2
Slaughter poultry.....	01	4	29.2	5.2	-0.2	2.5	-0.7	-7.2
Raw milk.....	01	6	42.0	4.2	2.2	-1.2	0.3	-8.8
Commercial electric power.....	05	42	14.7	-0.1	-1.4	4.8	1.8	1.4
Industrial electric power.....	05	43	12.2	0.6	1.1	-0.2	2.6	1.0
Gasoline.....	05	71	25.5	-3.1	8.7	17.3	-17.4	-12.7
Jet fuel ²	05	7203	74.1	13.3	10.0	-0.8	-6.3	-12.8
No. 2 diesel fuel.....	05	7303	53.8	8.4	2.4	13.0	-14.4	-11.4
Finished lubricants ²	05	76	21.2	4.6	-0.1	5.1	3.1	0.8
Lubricating oil base stocks ²	05	78	51.1	13.2	9.1	11.2	2.9	-0.5
Asphalt.....	05	8102	60.6	18.9	13.1	1.7	-5.0	-6.3
Basic inorganic chemicals ²	06	13	27.1	2.6	3.7	1.3	4.0	0.4
Basic organic chemicals.....	06	14	7.6	0.1	4.6	0.7	2.4	-6.4
Paints and allied products ²	06	2	22.6	4.7	1.3	1.5	1.6	1.0

See footnotes at end of table.

Table 2. Producer price index percentage changes for selected commodity groupings by Final Demand-Intermediate Demand category, seasonally adjusted — Continued
[August 2022]

Grouping	Commodity code		Unadjusted 12-month percent change ¹	Seasonally adjusted 1-month percent change ¹				
	Group code	Item code		Aug. 2021 to Aug. 2022 ^P	Mar. to Apr.	Apr. to May ^P	May to June ^P	June to July ^P
Agricultural chemicals and chemical products.....	06	5	30.2	10.0	-1.1	-2.6	-3.2	-0.5
Plastic resins and materials.....	06	6	-5.2	5.3	1.2	1.1	-2.4	-4.3
Synthetic rubber ²	07	1102	9.8	3.3	0.6	2.0	4.0	0.1
Unsupported plastic film, sheet, and other shapes ²	07	22	13.8	1.0	0.9	2.0	0.4	0.2
Paper ²	09	13	11.2	1.3	0.9	0.6	1.2	1.0
Paperboard ²	09	14	17.3	1.9	1.1	2.9	1.0	-0.1
Converted paper and paperboard products ²	09	15	16.2	1.7	2.2	1.0	0.9	1.2
Commercial printing ²	09	47	19.2	1.3	3.0	1.0	0.0	1.3
Foundry and forge shop products ²	10	15	16.4	2.2	2.1	0.2	0.6	-1.7
Steel mill products ²	10	17	-4.6	2.7	10.5	-1.7	-3.9	-5.7
Nonferrous mill shapes ²	10	25	1.5	3.1	-2.9	-3.6	-4.7	-1.9
Nonferrous foundry shop products.....	10	28	12.3	3.7	0.8	0.2	0.6	-0.1
Metal containers ²	10	3	27.1	5.0	0.8	1.3	-1.4	0.2
Structural, architectural, and pre-engineered metal products.....	10	74	19.9	1.8	1.0	0.7	-0.8	-0.5
Bolts, nuts, screws, rivets, and washers ²	10	81	16.2	2.6	4.1	0.5	1.5	-0.4
Other miscellaneous metal products ²	10	89	10.4	0.4	1.1	0.6	0.3	-0.1
General purpose machinery and equipment.....	11	4	15.7	1.8	1.4	1.0	0.9	0.7
Electrical machinery and equipment.....	11	7	8.8	0.3	0.7	0.9	0.8	0.4
Construction sand, gravel, and crushed stone.....	13	21	11.8	0.6	0.7	2.4	0.8	0.9
Cement.....	13	22	9.8	0.0	0.1	0.4	2.7	0.6
Motor vehicle parts ²	14	12	5.1	0.6	0.2	0.4	0.3	0.8
Aircraft and aircraft equipment.....	14	2	4.1	0.3	0.3	0.5	0.2	0.3
Stage 3 intermediate demand services.....	ID5	9312	6.9	1.3	0.5	-0.5	0.4	0.3
Rail transportation of freight and mail ²	30	11	10.7	2.6	2.0	0.5	1.2	-0.4
Courier, messenger, and U.S. postal services.....	30	16	11.5	1.3	1.2	-0.1	2.2	-0.3
Arrangement of freight and cargo ²	31	31	16.0	-2.3	-5.5	-5.1	2.2	4.5
Freight forwarding ²	31	3201	6.5	5.1	0.0	-1.5	0.1	-0.1
Warehousing, storage, and related services ²	32	1	8.7	5.7	-6.0	4.1	4.4	-5.3
Advertising space sales in periodicals, newspapers, directories, and mailing lists ²	36	1	0.5	-1.0	0.5	0.3	-0.7	0.2
Wired telephone services ²	37	1	1.5	0.0	0.0	0.4	0.2	0.4
Bundled wired telecommunications access services ²	37	5	2.7	0.0	0.0	-0.5	2.8	0.5
Data processing and related services ²	38	1	-1.9	0.1	0.1	-0.4	-0.3	-0.4
Business loans (partial).....	39	11	43.2	4.3	3.8	4.8	8.5	9.2
Deposit services (partial) ²	39	2	-8.3	-1.1	-0.2	1.8	0.2	-1.3
Securities brokerage, dealing, investment advice, and related services ²	40	1	5.8	-0.4	5.3	-4.5	0.1	9.6
Insurance.....	41	11	2.2	0.2	0.0	0.3	0.3	0.1
Nonresidential real estate rents ²	43	11	5.5	3.7	-1.4	-1.4	0.6	5.5
Legal services.....	45	1	4.2	-0.2	-0.2	0.0	0.4	0.4
Accounting services (partial).....	45	2	3.8	0.6	-0.2	0.9	-0.1	0.7
Architectural and engineering services.....	45	3	5.6	0.3	0.2	0.8	0.1	0.5
Management, scientific, and technical consulting services.....	45	4	0.1	-0.2	-0.4	-0.4	-0.1	0.0
Advertising agency services ²	45	51	8.7	0.5	0.0	0.1	0.3	0.0
Staffing services.....	46	3	5.2	0.3	0.7	0.2	-0.3	0.0
Aircraft repair maintenance.....	55	4	3.3	0.1	0.2	0.2	0.4	0.2
Machinery and equipment parts and supplies wholesaling ²	57	1102	12.0	-1.0	0.2	1.0	0.7	0.8
Building materials, paint, and hardware wholesaling.....	57	3	10.5	0.2	-1.3	0.7	-1.1	-1.6
Metals, minerals, and ores wholesaling ²	57	4	-13.3	9.2	4.0	-10.6	-3.0	-2.6
Chemicals and allied products wholesaling ²	57	5	1.4	1.3	5.1	-3.7	1.7	2.3
Paper and plastics products wholesaling ²	57	6	24.3	4.2	2.5	0.7	-1.4	-0.5
Food wholesaling ²	57	8101	14.2	0.9	-1.2	0.7	2.3	0.2
Metal treatment services ²	59	1	11.9	1.2	0.4	-0.2	1.5	0.6
Stage 2 intermediate demand.....	ID5	2	20.4	2.8	3.6	3.0	-5.2	3.7
Stage 2 intermediate demand goods.....	ID5	9211	34.4	4.7	6.8	5.4	-10.2	6.0
Corn.....	01	2202	9.1	3.5	0.5	3.8	-8.5	4.5
Oilseeds.....	01	83	9.5	1.3	-0.6	4.8	-13.6	5.1
Prepared animal feeds ²	02	9	15.2	1.8	1.6	1.2	0.0	1.2
Coal.....	05	1	56.1	15.1	0.9	6.3	3.3	-2.2
Natural gas ²	05	31	118.0	20.0	32.1	10.6	-22.4	35.3
Liquefied petroleum gas ²	05	32	27.1	-3.4	4.1	0.9	-11.8	-2.5
Crude petroleum ²	05	61	38.8	0.6	2.1	12.8	-16.6	-5.3
No. 2 diesel fuel.....	05	7303	53.8	8.4	2.4	13.0	-14.4	-11.4
Industrial chemicals.....	06	1	10.0	0.4	4.5	0.8	2.6	-5.5
Plastic resins and materials.....	06	6	-5.2	5.3	1.2	1.1	-2.4	-4.3
Plastic products ²	07	2	16.6	1.2	1.3	1.5	0.8	0.6
Logs, bolts, timber, pulpwood, and wood chips ²	08	5	4.1	0.1	1.1	0.8	0.3	-0.6

See footnotes at end of table.

Table 2. Producer price index percentage changes for selected commodity groupings by Final Demand-Intermediate Demand category, seasonally adjusted — Continued
[August 2022]

Grouping	Commodity code		Unadjusted 12-month percent change ¹	Seasonally adjusted 1-month percent change ¹				
	Group code	Item code		Aug. 2021 to Aug. 2022 ^P	Mar. to Apr.	Apr. to May ^P	May to June ^P	June to July ^P
Paper ²	09	13	11.2	1.3	0.9	0.6	1.2	1.0
Paperboard, excluding corrugated paperboard ²	09	1411	17.2	2.3	0.8	2.6	0.7	-0.1
Commercial printing ²	09	47	19.2	1.3	3.0	1.0	0.0	1.3
Iron and steel scrap ²	10	12	-22.6	0.1	-11.9	-11.6	-11.3	-5.1
Steel mill products ²	10	17	-4.6	2.7	10.5	-1.7	-3.9	-5.7
Nonferrous mill shapes ²	10	25	1.5	3.1	-2.9	-3.6	-4.7	-1.9
Electrical machinery and equipment.....	11	7	8.8	0.3	0.7	0.9	0.8	0.4
Electronic components and accessories.....	11	78	3.6	-0.3	0.4	0.7	-0.2	-0.3
Stage 2 intermediate demand services.....	ID5	9212	7.9	0.7	0.2	0.1	0.9	1.3
Rail transportation of freight and mail ²	30	11	10.7	2.6	2.0	0.5	1.2	-0.4
Truck transportation of freight ²	30	12	18.3	1.9	2.1	-0.3	-0.6	-1.9
U.S. Postal Service.....	30	1601	10.7	0.2	0.3	0.1	5.0	0.2
Courier and messenger services, except air.....	30	1602	10.5	1.2	1.0	0.6	0.3	0.0
Air mail and package delivery services, excluding by USPS.....	30	1603	16.3	4.2	3.7	-2.2	0.2	-2.0
Pipeline transportation ²	30	17	-	-	-	0.0	2.9	0.0
Airline passenger services.....	30	22	20.3	2.2	3.9	3.9	-2.9	3.3
Arrangement of freight and cargo ²	31	31	16.0	-2.3	-5.5	-5.1	2.2	4.5
Television advertising time sales.....	36	21	1.5	3.0	3.0	-7.3	0.3	-5.5
Wireless telecommunication services.....	37	2	0.4	-0.1	0.6	0.2	0.0	-0.8
Data processing and related services ²	38	1	-1.9	0.1	0.1	-0.4	-0.3	-0.4
Securities brokerage, dealing, investment advice, and related services ²	40	1	5.8	-0.4	5.3	-4.5	0.1	9.6
Portfolio management ²	40	2	-13.1	-2.1	-2.0	-2.6	-7.4	1.6
Investment banking ²	40	31	-7.2	0.3	-0.5	-7.3	0.0	-0.2
Insurance.....	41	11	2.2	0.2	0.0	0.3	0.3	0.1
Commissions from sales of insurance ²	42	11	0.2	0.0	0.0	0.0	0.0	0.0
Legal services.....	45	1	4.2	-0.2	-0.2	0.0	0.4	0.4
Accounting services (partial).....	45	2	3.8	0.6	-0.2	0.9	-0.1	0.7
Management, scientific, and technical consulting services.....	45	4	0.1	-0.2	-0.4	-0.4	-0.1	0.0
Advertising agency services ²	45	51	8.7	0.5	0.0	0.1	0.3	0.0
Staffing services.....	46	3	5.2	0.3	0.7	0.2	-0.3	0.0
Security guard services ²	48	1	7.0	0.8	-0.2	2.8	0.1	-0.1
Janitorial services ²	49	1	7.4	1.1	0.5	0.0	-0.1	-0.1
Traveler accommodation services.....	53	1	10.9	-3.7	-3.2	6.2	0.5	-4.5
Commercial and industrial machinery and equipment repair and maintenance.....	55	1	11.1	0.9	0.0	0.8	0.4	1.8
Hardware and building materials and supplies retailing.....	58	D	1.6	-3.0	-5.3	-5.6	-7.1	-0.6
Stage 1 intermediate demand.....	ID5	1	10.4	1.7	1.5	0.9	-1.7	-0.4
Stage 1 intermediate demand goods.....	ID5	9111	15.0	2.4	2.3	2.3	-2.9	-1.7
Prepared animal feeds ²	02	9	15.2	1.8	1.6	1.2	0.0	1.2
Commercial electric power.....	05	42	14.7	-0.1	-1.4	4.8	1.8	1.4
Industrial electric power.....	05	43	12.2	0.6	1.1	-0.2	2.6	1.0
Commercial natural gas.....	05	52	38.6	5.4	9.1	8.2	-2.3	4.0
Industrial natural gas.....	05	53	47.9	6.4	15.7	11.1	-9.0	10.9
Gasoline.....	05	71	25.5	-3.1	8.7	17.3	-17.4	-12.7
No. 2 diesel fuel.....	05	7303	53.8	8.4	2.4	13.0	-14.4	-11.4
Industrial chemicals.....	06	1	10.0	0.4	4.5	0.8	2.6	-5.5
Prepared paint ²	06	21	24.7	5.3	0.6	1.4	2.2	0.4
Plastic construction products ²	07	21	20.0	1.8	1.4	1.0	1.1	0.6
Recyclable paper ²	09	12	-11.9	3.3	-5.6	0.4	3.1	-8.4
Paper ²	09	13	11.2	1.3	0.9	0.6	1.2	1.0
Converted paper and paperboard products ²	09	15	16.2	1.7	2.2	1.0	0.9	1.2
Iron and steel scrap ²	10	12	-22.6	0.1	-11.9	-11.6	-11.3	-5.1
Steel mill products ²	10	17	-4.6	2.7	10.5	-1.7	-3.9	-5.7
Primary nonferrous metals ²	10	22	-6.1	0.8	-10.6	-2.0	-9.6	1.6
Nonferrous scrap.....	10	23	-12.0	-0.7	-9.0	-5.3	-9.6	5.4
Nonferrous wire and cable ²	10	26	6.1	1.3	-0.3	-1.3	-3.0	0.1
Fabricated structural metal products.....	10	7	17.7	1.6	1.0	0.6	-0.5	0.0
General purpose machinery and equipment.....	11	4	15.7	1.8	1.4	1.0	0.9	0.7
Construction sand, gravel, and crushed stone.....	13	21	11.8	0.6	0.7	2.4	0.8	0.9
Stage 1 intermediate demand services.....	ID5	9112	5.7	0.9	0.6	-0.8	-0.3	1.1
Truck transportation of freight ²	30	12	18.3	1.9	2.1	-0.3	-0.6	-1.9
Airline passenger services.....	30	22	20.3	2.2	3.9	3.9	-2.9	3.3
Advertising space sales in periodicals, newspapers, directories, and mailing lists ²	36	1	0.5	-1.0	0.5	0.3	-0.7	0.2
Business wired telecommunication services ²	37	12	1.5	0.0	0.0	0.7	0.3	0.4
Wireless telecommunication services.....	37	2	0.4	-0.1	0.6	0.2	0.0	-0.8

See footnotes at end of table.

Table 2. Producer price index percentage changes for selected commodity groupings by Final Demand-Intermediate Demand category, seasonally adjusted — Continued
 [August 2022]

Grouping	Commodity code		Unadjusted 12-month percent change ¹	Seasonally adjusted 1-month percent change ¹				
	Group code	Item code		Aug. 2021 to Aug. 2022 ^p	Mar. to Apr.	Apr. to May ^p	May to June ^p	June to July ^p
Bundled wired telecommunications access services ²	37	5	2.7	0.0	0.0	-0.5	2.8	0.5
Business loans (partial).....	39	11	43.2	4.3	3.8	4.8	8.5	9.2
Deposit services (partial) ²	39	2	-8.3	-1.1	-0.2	1.8	0.2	-1.3
Securities brokerage, dealing, investment advice, and related services ²	40	1	5.8	-0.4	5.3	-4.5	0.1	9.6
Portfolio management ²	40	2	-13.1	-2.1	-2.0	-2.6	-7.4	1.6
Investment banking ²	40	3	-7.2	0.3	-0.5	-7.3	0.0	-0.2
Insurance.....	41	11	2.2	0.2	0.0	0.3	0.3	0.1
Nonresidential real estate rents ²	43	11	5.5	3.7	-1.4	-1.4	0.6	5.5
Architectural and engineering services.....	45	3	5.6	0.3	0.2	0.8	0.1	0.5
Management consulting services.....	45	41	0.1	-0.2	-0.4	-0.4	-0.1	0.0
Waste collection.....	50	1	9.4	1.0	0.7	0.8	2.6	0.6
Traveler accommodation services.....	53	11	10.9	-3.7	-3.2	6.2	0.5	-4.5
Commercial and industrial machinery and equipment repair and maintenance.....	55	1	11.1	0.9	0.0	0.8	0.4	1.8
Machinery and equipment parts and supplies wholesaling ²	57	1102	12.0	-1.0	0.2	1.0	0.7	0.8
Building materials, paint, and hardware wholesaling.....	57	3	10.5	0.2	-1.3	0.7	-1.1	-1.6
Metals, minerals, and ores wholesaling ²	57	4	-13.3	9.2	4.0	-10.6	-3.0	-2.6
Chemicals and allied products wholesaling ²	57	5	1.4	1.3	5.1	-3.7	1.7	2.3
Paper and plastics products wholesaling ²	57	6	24.3	4.2	2.5	0.7	-1.4	-0.5
Hardware and building materials and supplies retailing.....	58	D	1.6	-3.0	-5.3	-5.6	-7.1	-0.6
Mining services ²	60	1	11.1	0.0	2.2	0.9	-1.2	1.1

¹ All indexes are subject to revision for 4 months after their originally scheduled publication to incorporate late reports and corrections by survey respondents. In addition, seasonally adjusted indexes are subject to change for up to 5 years due to the recalculation of seasonal factors published each January.

² Seasonal tests did not indicate the presence of seasonality. Data shown is not seasonally adjusted.

³ Trade indexes measure changes in margins received by wholesalers and retailers.

p Preliminary

"-" Data not available.

NOTE: The term "(partial)" denotes incomplete coverage of the index category.

Table 3. Producer price indexes for Final Demand-Intermediate Demand groupings, seasonally adjusted
 [August 2022, Index base Nov. 2009=100, unless otherwise indicated]

Grouping	Other index base	Commodity code		Seasonally adjusted index ¹				
		Group code	Item code	Apr. 2022	May 2022 ^p	June 2022 ^p	July 2022 ^p	Aug. 2022 ^p
Final Demand								
Final demand.....		FD	4	137.954	139.082	140.448	139.921	139.738
Final demand goods.....		FD	41	142.305	144.460	147.603	145.026	143.333
Final demand foods.....		FD	411	147.864	148.513	148.340	150.281	150.294
Finished consumer foods ²	00/82	FD	4111	256.189	257.774	256.862	262.799	262.098
Finished consumer foods, crude.....	00/82	FD	411113	283.332	281.964	259.985	296.566	273.749
Finished consumer foods, processed.....	00/82	FD	411112	253.833	255.738	257.097	259.740	261.424
Government purchased foods.....		FD	4112	150.624	149.868	150.146	152.641	152.912
Foods for export.....		FD	4113	162.795	162.811	164.202	158.580	160.589
Final demand energy.....		FD	412	157.834	165.390	180.064	163.857	153.960
Finished consumer energy goods ²	00/82	FD	4121	238.912	250.214	273.537	248.153	234.253
Government purchased energy.....		FD	4122	185.797	194.601	209.190	192.193	177.643
Energy for export.....		FD	4123	173.942	183.500	196.484	180.917	167.630
Final demand goods less foods and energy.....		FD	413	136.238	137.211	137.845	138.084	138.344
Finished goods less foods and energy ²	00/82	FD	4131	233.547	235.426	237.124	238.437	239.598
Finished consumer goods less foods and energy.....	00/82	FD	41311	259.988	262.274	264.105	265.645	266.965
Nondurable consumer goods less foods and energy.....	00/82	FD	413111	333.052	336.501	339.268	341.374	343.516
Durable consumer goods.....	00/82	FD	413112	184.362	185.494	186.396	187.362	187.876
Private capital equipment.....	00/82	FD	41312	200.122	201.562	203.069	204.125	205.096
Private capital equipment for manufacturing industries.....	00/82	FD	413121	212.553	214.405	215.733	216.915	217.464
Private capital equipment for nonmanufacturing industries.....	00/82	FD	413122	196.380	197.707	199.259	200.279	201.363
Government purchased goods, excluding foods and energy.....		FD	4132	132.654	134.220	135.067	135.850	135.828
Government purchased goods excluding foods, energy, and capital equipment.....		FD	41321	142.011	144.227	145.300	146.366	146.086
Government purchased capital equipment.....		FD	41322	119.008	119.732	120.284	120.700	121.004
Goods for export, excluding foods and energy.....		FD	4133	138.642	139.214	139.168	138.319	137.956
Final demand services.....		FD	42	134.969	135.587	136.060	136.373	136.946
Final demand trade services ³		FD	423	147.446	148.485	149.340	150.674	151.867
Trade of finished goods ²		FD	4231	146.138	147.211	148.179	149.475	150.774
Trade of personal consumption goods.....		FD	42311	144.855	146.421	147.324	148.520	150.228
Trade of private capital equipment.....		FD	42312	150.137	149.039	150.281	152.003	151.493
Trade of government purchased goods.....		FD	4232	155.056	155.605	156.582	158.245	158.609
Trade of government purchased goods, excluding capital equipment.....		FD	42321	157.249	159.882	160.871	161.679	162.457
Trade of government purchased capital equipment.....		FD	42322	150.293	147.673	148.621	151.585	151.309
Trade of exports.....		FD	4233	156.787	157.717	157.531	159.082	159.657
Final demand transportation and warehousing services.....		FD	422	154.655	158.593	160.060	158.838	158.561
Transportation of passengers for final demand.....		FD	4221	128.091	133.002	138.208	134.281	138.679
Transportation of private passengers.....		FD	42211	128.106	133.005	138.203	134.286	138.674
Transportation of government passengers.....		FD	42212	127.948	132.793	137.954	134.083	138.425
Transportation of passengers for export.....		FD	42213	128.035	133.000	138.238	134.265	138.709
Transportation and warehousing of goods for final demand.....		FD	4222	164.461	167.925	167.762	167.721	165.430
Transportation and warehousing of finished goods ²		FD	42221	163.748	167.243	167.057	166.953	164.584
Transportation and warehousing of personal consumption goods.....		FD	422211	163.762	167.205	167.012	167.011	164.676
Transportation and warehousing of private capital equipment.....		FD	422212	163.700	167.408	167.249	166.727	164.219
Transportation and warehousing of government purchased goods.....		FD	42222	159.211	161.788	162.128	163.226	161.033
Transportation and warehousing of exports.....		FD	42223	168.454	172.066	171.841	171.686	169.547
Final demand services less trade, transportation, and warehousing.....		FD	421	127.378	127.478	127.680	127.683	128.059
Finished services less trade, transportation, and warehousing ²		FD	4211	127.901	127.974	128.291	128.361	128.604
Finished consumer services less trade, transportation, and warehousing.....		FD	42111	127.344	127.277	127.523	127.598	127.755
Private capital investment services less trade, transportation, and warehousing.....		FD	42112	133.160	134.470	135.397	135.429	136.415
Government purchased services less trade, transportation, and warehousing.....		FD	4212	119.796	119.791	119.493	119.094	119.770
Gov. purchased services less trade, transportation, and warehousing, excl. capital investment.....		FD	42121	120.290	120.255	119.938	119.511	120.227
Government purchased capital investment services less trade, transportation, and warehousing.....		FD	42122	107.299	107.914	107.989	108.183	108.029
Services for export less trade, transportation, and warehousing.....		FD	4213	129.298	129.901	128.995	128.446	130.453
Final demand construction.....		FD	43	158.554	159.070	159.901	167.913	168.336
Construction for private capital investment.....		FD	431	161.477	162.062	162.970	171.721	172.215
Construction for government.....		FD	432	153.034	153.426	154.115	160.788	161.083
Final Demand Special Groupings								
Final demand less exports.....	04/10	FD	49101	135.070	136.180	137.684	137.276	137.075
Final demand less government.....	04/10	FD	49102	135.851	136.926	138.226	137.746	137.656
Final demand less foods, food and nonalcoholic beverages for immediate consumption, and energy ¹	04/10	FD	49103	134.655	135.319	135.817	136.262	136.732
Final demand less foods and energy ⁴	04/10	FD	49104	134.301	134.997	135.510	135.937	136.427
Final demand less foods and food and nonalcoholic beverages for immediate consumption ⁴	04/10	FD	49105	135.825	136.959	138.432	137.727	137.481

See footnotes at end of table.

Table 3. Producer price indexes for Final Demand-Intermediate Demand groupings, seasonally adjusted — Continued

[August 2022, Index base Nov. 2009=100, unless otherwise indicated]

Grouping	Other index base	Commodity code		Seasonally adjusted index ¹				
		Group code	Item code	Apr. 2022	May 2022 ^p	June 2022 ^p	July 2022 ^p	Aug. 2022 ^p
Final demand less foods ⁴	04/10	FD	49106	135.369	136.508	137.943	137.282	137.091
Final demand less energy.....	04/10	FD	49107	134.817	135.508	135.980	136.494	136.955
Final demand less trade services.....	01/10	FD	49108	134.207	135.347	136.824	135.865	135.361
Final demand less distributive services ⁵	01/10	FD	49109	133.091	134.145	135.682	134.690	134.252
Final demand goods less energy.....	01/10	FD	49111	137.395	138.294	138.761	139.340	139.549
Final demand goods less foods.....	04/10	FD	49112	137.938	140.337	144.050	140.658	138.674
Final demand services less trade services.....	04/10	FD	49113	128.809	129.250	129.564	129.457	129.772
Final demand distributive services ⁵	04/10	FD	49114	146.923	148.253	148.958	150.088	150.805
Final demand goods plus final demand distributive services ⁵	04/10	FD	49115	142.236	144.034	146.169	145.091	144.373
Final demand less foods, energy, and trade services ⁴	08/13	FD	49116	123.403	123.970	124.367	124.538	124.820
Private and government purchased capital equipment.....	08/13	FD	49117	121.061	121.914	122.777	123.386	123.935
Private and government purchased capital investment services.....	08/13	FD	49118	130.634	130.904	131.812	132.540	132.675
Total private and government purchased capital investment.....	08/13	FD	49119	128.526	129.066	129.944	131.278	131.615
Total finished ²	01/10	FD	49201	135.731	136.806	138.279	137.927	137.829
Total finished less foods, food and nonalcoholic beverages for immediate consumption, and energy ^{2, 4}	12/10	FD	49202	133.516	134.159	134.798	135.347	135.897
Total finished less foods and energy ^{2, 4}	01/10	FD	49203	134.326	134.976	135.616	136.169	136.718
Total finished less foods and food and nonalcoholic beverages for immediate consumption ⁴	12/10	FD	49204	133.978	135.058	136.646	136.073	135.990
Total finished less foods ^{2, 4}	01/10	FD	49205	135.319	136.404	137.993	137.427	137.346
Total finished less energy ²	01/10	FD	49206	134.832	135.495	136.068	136.783	137.277
Finished goods ²	00/82	FD	49207	248.565	252.915	259.802	255.119	252.027
Finished goods less energy ²	00/82	FD	49208	238.952	240.753	241.784	244.273	244.958
Finished goods, excluding foods ^{2, 4}	00/82	FD	49209	245.661	250.678	259.463	252.178	248.508
Finished services ²	01/10	FD	49210	133.537	134.093	134.653	135.015	135.538
Private capital investment services.....	04/10	FD	49211	140.575	140.970	141.964	142.675	142.841
Finished distributive services ^{2, 5}	04/10	FD	49212	145.115	146.410	147.241	148.369	149.266
Finished services less trade services ²	04/10	FD	49213	128.718	129.058	129.452	129.429	129.632
Finished services less distributive services ^{2, 5}	04/10	FD	49214	127.067	127.249	127.673	127.654	127.987
Total private capital investment (goods, services, and construction).....	04/10	FD	49215	136.323	136.951	137.922	139.180	139.559
Finished goods plus finished distributive services ²	04/10	FD	49216	141.763	143.665	146.113	145.228	144.714
Total exports.....	04/10	FD	49301	139.930	141.038	141.399	140.193	140.145
Goods for export.....	00/82	FD	49302	240.360	241.983	243.268	239.767	238.446
Services for export.....	04/10	FD	49303	143.780	145.167	144.948	144.980	146.028
Total government purchases.....	04/10	FD	49401	135.298	136.819	138.696	137.721	136.502
Government purchased goods.....	00/82	FD	49402	239.865	244.770	251.330	246.072	240.503
Government purchased services.....	04/10	FD	49403	127.954	128.308	128.424	128.387	128.959
Total government purchased capital investment (goods, services, construction).....	08/13	FD	49404	125.496	125.648	126.231	128.607	128.790
Government purchases, defense.....	05/15	FD	49405	-	-	127.074	126.079	124.145
Government purchases, non-defense.....	05/15	FD	49406	-	-	132.504	131.511	130.648
Personal consumption.....	01/10	FD	49501	135.502	136.675	138.259	137.548	137.343
Personal consumption goods (finished consumer goods).....	00/82	FD	49502	269.379	275.048	284.385	277.071	272.113
Personal consumption goods less energy.....	00/82	FD	49503	259.041	261.037	261.722	265.112	265.587
Personal consumption goods less foods.....	00/82	FD	49504	272.712	279.998	293.413	280.795	274.153
Personal consumption nondurable goods less foods.....	00/82	FD	49508	310.961	320.840	339.519	321.199	311.554
Personal consumption services.....	04/10	FD	49505	131.949	132.526	133.020	133.329	133.902
Personal consumption less trade services.....	04/10	FD	49506	132.645	133.710	135.470	134.262	133.558
Personal consumption less distributive services ⁵	04/10	FD	49507	131.772	132.765	134.586	133.340	132.686
Personal consumption less foods and energy.....	04/14	FD	49510	123.409	124.013	124.523	124.864	125.411
Personal consumption less foods, energy, and trade services ³	04/14	FD	49511	120.342	120.672	121.080	121.175	121.391
Personal consumption less foods, energy, and distributive services ⁵	04/14	FD	49512	119.563	119.786	120.217	120.317	120.625
Personal consumption goods plus personal consumption distributive services ⁵	08/13	FD	49509	130.861	133.024	135.663	134.336	133.685
Intermediate Demand by Commodity Type								
Processed goods								
Processed goods for intermediate demand.....	00/82	ID6	1	269.254	275.464	280.938	274.808	270.050
Materials and components for manufacturing.....	00/82	ID6	11	245.615	250.906	250.479	248.985	244.867
Materials for manufacturing.....		ID6	111	160.588	165.101	164.090	162.259	157.939
Materials for food manufacturing.....	00/82	ID6	1111	260.558	264.009	263.029	261.674	259.798
Materials for nondurable manufacturing.....	00/82	ID6	1112	293.722	300.799	302.398	303.514	293.942
Materials for durable manufacturing.....	00/82	ID6	1113	316.885	328.806	322.584	313.187	304.398
Components for manufacturing.....	00/82	ID6	112	180.353	181.930	183.219	183.988	184.527
Components for nondurable manufacturing.....		ID6	1121	143.603	144.898	146.832	147.751	148.586
Components for durable manufacturing.....		ID6	1122	127.132	128.241	129.106	129.633	129.993
Materials and components for construction.....	00/82	ID6	12	348.369	351.369	350.584	351.181	352.722
Materials for construction.....		ID6	121	170.670	171.090	168.221	168.172	169.067
Components for construction.....		ID6	122	173.223	175.531	177.080	177.643	178.300
Processed fuels and lubricants for intermediate demand.....	00/82	ID6	13	287.077	300.002	326.240	298.026	282.659
Processed fuels and lubricants to manufacturing industries.....	00/82	ID6	131	281.251	291.609	306.010	294.667	287.323

See footnotes at end of table.

Table 3. Producer price indexes for Final Demand-Intermediate Demand groupings, seasonally adjusted — Continued

[August 2022, Index base Nov. 2009=100, unless otherwise indicated]

Grouping	Other index base	Commodity code		Seasonally adjusted index ¹				
		Group code	Item code	Apr. 2022	May 2022 ^P	June 2022 ^P	July 2022 ^P	Aug. 2022 ^P
Processed fuels and lubricants to nonmanufacturing industries.....	00/82	ID6	132	289.493	303.282	333.430	299.680	281.676
Containers for intermediate demand.....	00/82	ID6	14	301.189	306.120	309.181	309.825	313.810
Supplies for intermediate demand.....	00/82	ID6	15	247.213	250.079	251.314	252.469	253.062
Supplies to manufacturing industries.....	00/82	ID6	151	244.089	245.873	246.567	247.135	247.803
Supplies to nonmanufacturing industries.....	00/82	ID6	152	245.731	248.746	250.058	251.295	251.872
Supplies to nonmanufacturing industries, feeds.....	00/82	ID6	1521	245.405	248.215	250.098	252.948	257.600
Supplies to nonmanufacturing industries, other than feeds.....	00/82	ID6	1522	247.721	250.781	252.047	253.131	253.300
Unprocessed goods								
Unprocessed goods for intermediate demand.....	00/82	ID6	2	326.852	344.409	360.882	322.404	340.680
Unprocessed foodstuffs and feedstuffs.....	00/82	ID6	21	264.413	265.057	264.031	262.005	257.113
Unprocessed nonfood materials.....	00/82	ID6	22	356.803	384.696	411.918	351.180	383.798
Unprocessed nonfood materials except fuel.....	00/82	ID6	221	417.981	412.819	434.340	381.831	373.144
Unprocessed nonfood materials except fuel to manufacturing industries.....	00/82	ID6	2211	393.016	387.873	408.543	357.119	348.503
Unprocessed nonfood materials except fuel to nonmanufacturing industries.....	00/82	ID6	2212	309.994	312.142	319.130	322.550	325.363
Unprocessed fuel.....	00/82	ID6	222	250.051	318.118	350.492	284.019	367.016
Unprocessed fuel to manufacturing industries.....	00/82	ID6	2221	266.242	294.366	318.860	303.562	330.238
Unprocessed fuel to nonmanufacturing industries.....	00/82	ID6	2222	256.236	328.648	362.421	290.976	379.726
Services								
Services for intermediate demand.....		ID6	3	139.153	139.788	139.229	139.556	140.902
Trade services for intermediate demand ⁵		ID6	33	170.820	171.867	169.975	169.736	170.705
Trade services for manufacturing industries.....	12/12	ID6	331	154.244	156.627	154.527	154.749	155.185
Trade services for nonmanufacturing industries.....	12/12	ID6	332	153.801	153.304	151.993	151.341	152.650
Transportation and warehousing services for intermediate demand.....		ID6	32	156.787	157.664	157.900	159.425	159.270
Transportation of passengers for intermediate demand.....		ID6	321	128.013	132.855	138.016	134.148	138.487
Transportation of passengers for manufacturing industries.....		ID6	3211	128.017	132.977	138.213	134.243	138.683
Transportation of passengers for nonmanufacturing industries.....		ID6	3212	128.072	132.901	138.054	134.197	138.525
Transportation and warehousing of goods for intermediate demand.....		ID6	322	159.900	160.359	160.072	162.170	161.538
Transportation and warehousing of goods for manufacturing industries.....	12/12	ID6	3221	133.626	136.777	136.999	137.554	136.578
Transportation and warehousing of goods for nonmanufacturing industries.....	12/12	ID6	3222	142.594	142.221	141.839	144.040	143.598
Services less trade, transportation, and warehousing for intermediate demand.....		ID6	31	127.431	127.910	127.579	127.857	129.563
Services less trade, transportation, and warehousing for manufacturing industries.....		ID6	311	122.257	122.390	122.503	123.171	123.682
Services less trade, transportation, and warehousing for nonmanufacturing industries.....		ID6	312	127.588	128.079	127.732	127.996	129.744
Construction								
Construction for intermediate demand.....		ID6	4	138.071	139.191	140.420	142.018	142.182
Intermediate Demand by Commodity Type Special Groupings								
Processed materials less foods and feeds.....	00/82	ID6	9111	270.946	277.488	283.467	276.713	271.498
Processed foods and feeds.....	00/82	ID6	9112	252.049	254.742	254.814	255.369	255.516
Processed energy goods.....	00/82	ID6	9113	288.409	301.394	327.742	299.429	284.006
Processed materials less energy.....	00/82	ID6	9118	261.201	265.633	265.783	265.321	263.311
Processed materials less foods and energy.....	00/82	ID6	9115	261.821	266.453	266.612	266.030	263.770
Intermediate distributive services ⁶	04/10	ID6	9116	163.756	164.574	163.286	163.880	164.263
Processed goods plus intermediate distributive services.....	04/10	ID6	9117	151.089	153.792	155.654	153.346	151.535
Unprocessed materials less agricultural products.....	00/82	ID6	9211	359.046	390.475	419.678	356.416	392.575
Unprocessed energy materials ⁷	00/82	ID6	9212	284.303	325.831	362.293	297.839	338.013
Unprocessed materials less energy.....	00/82	ID6	9213	335.464	329.799	326.320	315.721	313.173
Unprocessed nonfood materials less energy ⁸	00/82	ID6	9216	546.970	523.875	511.948	476.295	481.068
Intermediate Demand by Production Flow								
Stage 4 Intermediate Demand								
Stage 4 intermediate demand.....		ID5	4	144.015	145.262	145.664	145.041	145.817
Inputs to stage 4 goods producers.....		ID5	41	144.705	146.627	146.858	146.402	146.620
Goods.....		ID5	411	139.545	141.671	142.125	141.311	141.388
Foods.....		ID5	4111	159.110	161.298	161.178	156.695	157.507
Energy.....		ID5	4112	170.319	177.462	187.687	172.955	165.535
Goods excluding foods and energy.....		ID5	4113	136.380	138.454	138.909	138.767	138.800
Services.....		ID5	412	161.884	163.277	162.890	163.424	164.038
Trade services.....		ID5	4123	173.072	174.675	173.992	174.598	175.296
Transportation and warehousing services.....		ID5	4122	137.915	140.772	141.982	141.790	141.438
Transportation of passengers.....		ID5	41221	128.034	132.999	138.237	134.264	138.708
Transportation and warehousing of goods.....		ID5	41222	148.982	151.616	152.126	152.653	151.350
Services less trade, transportation, and warehousing.....		ID5	4121	123.573	123.703	123.966	124.434	125.008
Inputs to stage 4 services producers.....		ID5	42	137.986	138.635	139.013	138.767	140.337

See footnotes at end of table.

Table 3. Producer price indexes for Final Demand-Intermediate Demand groupings, seasonally adjusted — Continued

[August 2022, Index base Nov. 2009=100, unless otherwise indicated]

Grouping	Other index base	Commodity code		Seasonally adjusted index ¹				
		Group code	Item code	Apr. 2022	May 2022 ^P	June 2022 ^P	July 2022 ^P	Aug. 2022 ^P
Goods.....		ID5	421	143.469	145.002	148.078	147.084	147.015
Foods.....		ID5	4211	153.425	153.038	153.443	155.233	154.811
Energy.....		ID5	4212	139.291	142.268	150.954	146.002	144.562
Goods excluding foods and energy.....		ID5	4213	142.240	143.560	144.435	144.731	145.486
Services.....		ID5	422	135.867	136.195	135.602	135.620	137.781
Trade services.....		ID5	4223	153.562	155.790	155.759	156.577	157.614
Transportation and warehousing services.....		ID5	4222	145.921	145.249	146.825	149.609	148.535
Transportation of passengers.....		ID5	42221	127.584	132.493	137.688	133.762	138.157
Transportation and warehousing of goods.....		ID5	42222	149.713	148.013	148.941	152.943	150.881
Services less trade, transportation, and warehousing.....		ID5	4221	131.950	132.125	131.240	130.872	133.500
Construction.....		ID5	423	138.071	139.191	140.420	142.018	142.182
Inputs to stage 4 construction producers.....		ID5	43	164.621	166.605	167.515	164.980	163.916
Goods.....		ID5	431	167.948	170.317	172.403	169.452	168.130
Energy.....		ID5	4312	194.180	208.015	236.834	202.436	180.792
Goods excluding foods and energy.....		ID5	4313	169.298	170.603	170.140	170.170	170.788
Services.....		ID5	432	155.916	156.975	155.060	153.537	153.098
Trade services.....		ID5	4323	181.772	182.560	177.323	173.730	172.642
Transportation and warehousing services.....		ID5	4322	158.771	162.033	162.113	161.653	159.358
Transportation of passengers.....		ID5	43221	133.476	138.639	144.091	139.960	144.582
Transportation and warehousing of goods.....		ID5	43222	160.248	163.475	163.414	163.048	160.559
Services less trade, transportation, and warehousing.....		ID5	4321	125.301	125.858	126.690	126.948	127.831
Stage 3 Intermediate Demand								
Stage 3 intermediate demand.....		ID5	3	153.973	156.462	157.286	155.438	152.617
Inputs to stage 3 goods producers.....		ID5	31	171.999	175.665	175.060	173.603	169.499
Goods.....		ID5	311	170.512	174.218	174.161	172.490	167.606
Foods.....		ID5	3111	199.829	200.281	199.177	199.302	193.152
Energy.....		ID5	3112	183.614	198.789	211.758	193.039	182.312
Goods excluding foods and energy.....		ID5	3113	161.859	166.275	165.841	164.463	160.354
Services.....		ID5	312	165.656	168.890	166.041	165.596	165.082
Trade services.....		ID5	3123	172.957	176.471	171.128	170.096	169.655
Transportation and warehousing services.....		ID5	3122	156.243	160.238	160.641	160.531	159.199
Transportation of passengers.....		ID5	31221	136.324	141.606	147.181	142.954	147.683
Transportation and warehousing of goods.....		ID5	31222	157.140	161.053	161.160	161.286	159.610
Services less trade, transportation, and warehousing.....		ID5	3121	126.564	126.979	127.433	128.459	129.182
Inputs to stage 3 services producers.....		ID5	32	138.953	140.593	142.718	140.604	138.761
Goods.....		ID5	321	150.455	156.314	165.662	153.789	144.082
Foods.....		ID5	3211	154.086	153.260	153.974	156.008	160.627
Energy.....		ID5	3212	167.814	176.482	191.377	171.660	155.852
Goods excluding foods and energy.....		ID5	3213	133.188	134.897	135.731	135.991	135.613
Services.....		ID5	322	135.056	135.378	135.246	136.118	136.705
Trade services.....		ID5	3223	183.288	187.445	188.452	188.959	189.717
Transportation and warehousing services.....		ID5	3222	164.236	162.973	162.120	164.623	164.819
Transportation of passengers.....		ID5	32221	102.566	102.819	104.673	104.674	105.046
Transportation and warehousing of goods.....		ID5	32222	164.756	163.485	162.620	165.137	165.333
Services less trade, transportation, and warehousing.....		ID5	3221	124.772	125.231	125.209	125.681	126.362
Construction.....		ID5	323	138.071	139.191	140.420	142.018	142.182
Inputs to stage 3 construction producers.....		ID5	33	155.332	153.097	149.241	145.351	145.607
Goods.....		ID5	331	141.164	141.559	139.393	138.442	138.641
Goods excluding foods and energy.....		ID5	3313	179.876	180.380	177.620	176.408	176.662
Services.....		ID5	332	189.573	184.730	178.855	171.853	172.193
Trade services.....		ID5	3323	196.916	191.490	185.052	177.344	177.604
Transportation and warehousing services.....		ID5	3322	109.427	113.119	114.019	115.253	115.872
Transportation and warehousing of goods.....		ID5	33222	115.504	119.401	120.352	121.654	122.308
Services less trade, transportation, and warehousing.....		ID5	3321	117.438	118.371	118.831	119.981	121.793
Stage 2 Intermediate Demand								
Stage 2 intermediate demand.....		ID5	2	143.176	148.300	152.694	144.814	150.209
Inputs to stage 2 goods producers.....		ID5	21	145.354	154.058	161.444	146.985	155.188
Goods.....		ID5	211	150.261	161.179	170.558	151.676	161.812
Foods.....		ID5	2111	175.321	176.548	179.884	171.164	176.340
Energy.....		ID5	2112	127.745	145.872	161.643	133.064	150.103
Goods excluding foods and energy.....		ID5	2113	158.678	158.388	157.107	154.930	153.312
Services.....		ID5	212	140.621	141.842	141.983	143.766	145.124
Trade services.....		ID5	2123	161.479	162.107	161.449	163.619	165.226
Transportation and warehousing services.....		ID5	2122	160.111	163.155	163.796	165.711	166.568
Transportation of passengers.....		ID5	21221	128.722	133.421	138.504	134.759	138.977
Transportation and warehousing of goods.....		ID5	21222	161.937	164.867	165.154	167.520	168.101
Services less trade, transportation, and warehousing.....		ID5	2121	120.239	120.953	121.880	123.316	124.889
Construction.....		ID5	213	138.071	139.191	140.420	142.018	142.182

See footnotes at end of table.

Table 3. Producer price indexes for Final Demand-Intermediate Demand groupings, seasonally adjusted — Continued

[August 2022, Index base Nov. 2009=100, unless otherwise indicated]

Grouping	Other index base	Commodity code		Seasonally adjusted index ¹				
		Group code	Item code	Apr. 2022	May 2022 ^P	June 2022 ^P	July 2022 ^P	Aug. 2022 ^P
Inputs to stage 2 services producers.....		ID5	22	135.404	135.770	136.198	136.980	138.606
Goods.....		ID5	221	144.967	147.922	150.427	149.057	148.906
Foods.....		ID5	2211	134.707	135.029	135.133	135.858	137.606
Energy.....		ID5	2212	187.741	207.130	235.590	200.668	190.945
Goods excluding foods and energy.....		ID5	2213	142.718	144.678	145.591	146.291	146.722
Services.....		ID5	222	133.602	133.560	133.652	134.710	136.650
Trade services.....		ID5	2223	183.839	172.726	173.908	180.048	189.826
Transportation and warehousing services.....		ID5	2222	170.440	167.743	164.766	165.400	169.025
Transportation of passengers.....		ID5	22221	128.486	133.420	138.646	134.700	139.118
Transportation and warehousing of goods.....		ID5	22222	178.971	174.781	170.278	171.757	175.252
Services less trade, transportation, and warehousing.....		ID5	2221	129.236	130.057	130.326	131.128	132.494
Construction.....		ID5	223	138.071	139.191	140.420	142.018	142.182
Stage 1 Intermediate Demand								
Stage 1 intermediate demand.....		ID5	1	147.546	149.742	151.078	148.471	147.882
Inputs to stage 1 goods producers.....		ID5	11	155.675	159.660	160.220	156.235	154.400
Goods.....		ID5	111	158.023	162.482	164.325	159.108	156.325
Foods.....		ID5	1111	178.954	179.640	181.170	171.349	174.533
Energy.....		ID5	1112	141.829	152.536	166.720	150.523	147.500
Goods excluding foods and energy.....		ID5	1113	162.383	166.118	165.129	163.171	159.357
Services.....		ID5	112	153.317	156.119	153.213	152.461	153.153
Trade services.....		ID5	1123	171.646	175.142	169.605	169.294	169.304
Transportation and warehousing services.....		ID5	1122	145.873	153.742	156.105	156.838	160.521
Transportation of passengers.....		ID5	11221	128.010	132.973	138.211	134.238	138.681
Transportation and warehousing of goods.....		ID5	11222	148.723	157.240	159.055	160.629	164.171
Services less trade, transportation, and warehousing.....		ID5	1121	106.016	106.758	106.943	105.441	106.424
Construction.....		ID5	113	138.071	139.191	140.420	142.018	142.182
Inputs to stage 1 services producers.....		ID5	12	140.294	141.845	143.763	142.181	142.414
Goods.....		ID5	121	150.025	152.987	159.365	154.199	150.910
Foods.....		ID5	1211	204.364	220.240	200.196	194.418	187.724
Energy.....		ID5	1212	183.924	189.396	207.778	189.502	177.474
Goods excluding foods and energy.....		ID5	1213	141.537	143.369	144.392	145.327	146.129
Services.....		ID5	122	135.131	135.971	135.659	135.868	137.858
Trade services.....		ID5	1223	165.461	167.477	167.850	168.553	169.740
Transportation and warehousing services.....		ID5	1222	138.255	140.925	142.628	143.084	143.960
Transportation of passengers.....		ID5	12221	127.934	132.894	138.128	134.158	138.598
Transportation and warehousing of goods.....		ID5	12222	158.627	160.272	160.166	163.163	162.123
Services less trade, transportation, and warehousing.....		ID5	1221	130.112	130.566	129.911	130.029	132.242
Construction.....		ID5	123	138.071	139.191	140.420	142.018	142.182
Inputs to stage 1 construction producers.....		ID5	13	169.860	170.215	171.156	167.494	166.565
Goods.....		ID5	131	164.895	166.778	170.628	168.017	166.497
Energy.....		ID5	1312	194.499	200.372	224.038	196.956	177.635
Goods excluding foods and energy.....		ID5	1313	163.656	165.049	166.387	166.909	167.674
Services.....		ID5	132	179.693	177.031	172.251	166.518	166.752
Trade services.....		ID5	1323	189.148	185.209	179.371	172.493	173.176
Transportation and warehousing services.....		ID5	1322	134.062	137.160	136.950	136.287	134.090
Transportation and warehousing of goods.....		ID5	13222	138.670	141.874	141.657	140.971	138.699
Services less trade, transportation, and warehousing.....		ID5	1321	126.199	127.544	129.120	129.132	132.878
Intermediate Demand by Production Flow Special Groupings								
Total goods inputs to stage 4 intermediate demand.....	04/10	ID5	9411	143.327	145.283	146.807	145.549	145.316
Total services inputs to stage 4 intermediate demand.....	04/10	ID5	9412	141.032	141.590	140.933	140.917	142.617
Total construction inputs to stage 4 intermediate demand.....	04/10	ID5	9413	136.927	138.038	139.257	140.841	141.004
Total foods inputs to stage 4 intermediate demand.....	04/10	ID5	9414	153.217	154.290	154.389	152.597	152.881
Total energy goods inputs to stage 4 intermediate demand.....	04/10	ID5	9415	136.819	141.275	152.244	143.072	138.598
Total goods less foods and energy inputs to stage 4 intermediate demand.....	04/10	ID5	9416	143.994	145.718	146.049	146.039	146.357
Total goods inputs to stage 3 intermediate demand.....	04/10	ID5	9311	157.007	161.036	163.286	159.185	153.390
Total services inputs to stage 3 intermediate demand.....	04/10	ID5	9312	139.826	140.593	139.900	140.417	140.799
Total construction inputs to stage 3 intermediate demand.....	04/10	ID5	9313	136.927	138.038	139.257	140.841	141.004
Total foods inputs to stage 3 intermediate demand.....	04/10	ID5	9314	177.511	177.903	176.934	177.059	171.666
Total energy goods inputs to stage 3 intermediate demand.....	04/10	ID5	9315	166.945	176.499	190.772	171.624	156.974
Total goods less foods and energy inputs to stage 3 intermediate demand.....	04/10	ID5	9316	151.013	154.776	154.511	153.437	150.128
Total goods inputs to stage 2 intermediate demand.....	04/10	ID5	9211	142.522	152.147	160.419	144.115	152.783
Total services inputs to stage 2 intermediate demand.....	04/10	ID5	9212	135.672	135.915	136.018	137.236	139.059
Total construction inputs to stage 2 intermediate demand.....	04/10	ID5	9213	136.927	138.038	139.257	140.841	141.004
Total foods inputs to stage 2 intermediate demand.....	04/10	ID5	9214	175.838	177.061	180.376	171.722	176.886
Total energy goods inputs to stage 2 intermediate demand.....	04/10	ID5	9215	125.746	143.506	159.091	131.041	147.414
Total goods less foods and energy inputs to stage 2 intermediate demand.....	04/10	ID5	9216	146.178	146.389	145.655	144.223	143.140
Total goods inputs to stage 1 intermediate demand.....	04/10	ID5	9111	139.071	142.212	145.532	141.276	138.823

See footnotes at end of table.

Table 3. Producer price indexes for Final Demand-Intermediate Demand groupings, seasonally adjusted — Continued

[August 2022, Index base Nov. 2009=100, unless otherwise indicated]

Grouping	Other index base	Commodity code		Seasonally adjusted index ¹				
		Group code	Item code	Apr. 2022	May 2022 ^p	June 2022 ^p	July 2022 ^p	Aug. 2022 ^p
Total services inputs to stage 1 intermediate demand.....	04/10	ID5	9112	140.988	141.897	140.749	140.299	141.892
Total construction inputs to stage 1 intermediate demand.....	04/10	ID5	9117	136.927	138.038	139.257	140.841	141.004
Total foods inputs to stage 1 intermediate demand.....	04/10	ID5	9114	169.006	169.979	170.986	161.815	164.621
Total energy goods inputs to stage 1 intermediate demand.....	04/10	ID5	9115	162.510	169.691	186.283	168.740	159.825
Total goods less foods and energy inputs to stage 1 intermediate demand.....	04/10	ID5	9116	129.295	131.493	131.604	131.177	130.025

¹ All indexes are subject to revision for 4 months after their originally scheduled publication to incorporate late reports and corrections by survey respondents. In addition, seasonally adjusted indexes are subject to change for up to 5 years due to the recalculation of seasonal factors published each January.

² PPI defines Total finished as including only the personal consumption and private capital investment portions of final demand.

³ Trade indexes measure changes in margins received by wholesalers and retailers.

⁴ The PPI definition of foods does not include food and beverages for immediate consumption. PPI defines food and beverages for immediate consumption as the service of preparing meals, snacks, and beverages to customer order for immediate on-premises and off-premises consumption.

⁵ Distributive services include transportation, warehousing, and trade of goods.

⁶ Includes intermediate trade, transportation, and warehousing services.

⁷ Includes crude petroleum.

⁸ Excludes crude petroleum.

p Preliminary

"/" Data not available.

Table 4. Producer price index percentage changes and weights for Final Demand-Intermediate Demand groupings, not seasonally adjusted
[August 2022]

Title	Commodity code		Relative Importance Dec. 2021 ¹	Unadjusted 12-month percent change ² Aug. 2021 to Aug. 2022 ^P	Unadjusted 1-month percent change ²				
	Group code	Item code			Mar. to Apr.	Apr. to May ^P	May to June ^P	June to July ^P	July to Aug. ^P
Final Demand									
Final demand.....	FD	4	100.000	8.7	0.6	0.9	1.1	-0.4	-0.3
Final demand goods.....	FD	41	33.128	12.2	1.3	2.2	2.3	-1.7	-1.6
Final demand foods.....	FD	411	5.743	13.1	2.1	1.1	0.4	0.7	0.0
Finished consumer foods ³	FD	4111	4.425	13.9	1.9	1.3	0.1	1.7	0.0
Finished consumer foods, crude.....	FD	41113	0.460	36.8	1.4	-0.7	-6.4	12.9	-5.5
Finished consumer foods, processed.....	FD	41112	3.965	11.7	2.0	1.5	0.9	0.5	0.7
Government purchased foods.....	FD	4112	0.407	10.2	2.3	0.8	0.9	0.6	0.2
Foods for export.....	FD	4113	0.911	10.7	2.6	0.2	1.2	-3.8	-0.3
Final demand energy.....	FD	412	5.972	25.9	1.3	7.7	9.0	-8.2	-7.5
Finished consumer energy goods ³	FD	4121	4.773	21.3	-0.1	7.5	9.3	-8.3	-7.3
Government purchased energy.....	FD	4122	0.834	41.2	5.2	8.3	8.3	-7.8	-8.5
Energy for export.....	FD	4123	0.365	53.9	9.5	7.8	7.1	-7.7	-8.0
Final demand goods less foods and energy.....	FD	413	21.412	8.1	1.1	0.7	0.4	0.1	0.1
Finished goods less foods and energy ³	FD	4131	12.084	8.8	1.0	0.8	0.7	0.5	0.4
Finished consumer goods less foods and energy.....	FD	41311	6.448	8.4	0.8	0.9	0.7	0.5	0.4
Nondurable consumer goods less foods and energy.....	FD	413111	4.061	8.9	0.7	1.0	0.8	0.5	0.5
Durable consumer goods.....	FD	413112	2.387	7.7	0.9	0.6	0.5	0.5	0.2
Private capital equipment.....	FD	41312	5.636	9.3	1.3	0.7	0.7	0.5	0.4
Private capital equipment for manufacturing industries.....	FD	413121	1.256	11.4	1.7	0.8	0.6	0.5	0.2
Private capital equipment for nonmanufacturing industries.....	FD	413122	4.380	8.7	1.2	0.7	0.7	0.5	0.5
Government purchased goods, excluding foods and energy.....	FD	4132	2.255	9.5	0.8	1.1	0.6	0.5	-0.1
Government purchased goods excluding foods, energy, and capital equipment.....	FD	41321	1.338	12.1	1.2	1.5	0.7	0.6	-0.3
Government purchased capital equipment.....	FD	41322	0.917	5.8	0.3	0.5	0.4	0.3	0.2
Goods for export, excluding foods and energy.....	FD	4133	7.073	6.4	1.3	0.4	0.0	-0.7	-0.3
Final demand services.....	FD	42	65.132	6.6	0.2	0.2	0.4	0.3	0.4
Final demand trade services ⁴	FD	423	20.434	12.9	0.5	0.2	0.4	0.9	0.8
Trade of finished goods ³	FD	4231	17.549	12.9	0.4	0.1	0.5	0.9	0.9
Trade of personal consumption goods.....	FD	42311	14.295	11.6	0.3	0.3	0.4	0.8	1.2
Trade of private capital equipment.....	FD	42312	3.254	19.1	0.9	-0.9	1.1	1.1	-0.3
Trade of government purchased goods.....	FD	4232	0.761	14.3	0.9	0.4	0.7	1.1	0.2
Trade of government purchased goods, excluding capital equipment.....	FD	42321	0.474	10.0	0.7	1.7	0.7	0.5	0.5
Trade of government purchased capital equipment.....	FD	42322	0.287	22.0	1.2	-1.7	0.6	2.0	-0.2
Trade of exports.....	FD	4233	2.124	12.0	0.9	0.6	-0.1	1.0	0.4
Final demand transportation and warehousing services.....	FD	422	4.396	17.8	2.7	2.1	1.7	-1.1	-0.8
Transportation of passengers for final demand.....	FD	4221	1.113	20.1	4.7	2.2	6.9	-3.9	1.0
Transportation of private passengers.....	FD	42211	0.752	20.0	4.7	2.2	6.9	-3.9	1.0
Transportation of government passengers.....	FD	42212	0.090	19.8	4.6	2.2	6.8	-3.8	1.0
Transportation of passengers for export.....	FD	42213	0.271	20.3	4.7	2.2	6.9	-3.9	1.0
Transportation and warehousing of goods for final demand.....	FD	4222	3.283	17.0	2.0	2.1	-0.1	0.0	-1.4
Transportation and warehousing of finished goods ³	FD	42221	2.160	17.3	2.0	2.1	-0.1	-0.1	-1.4
Transportation and warehousing of personal consumption goods.....	FD	422211	1.734	17.2	1.9	2.1	-0.1	0.0	-1.4
Transportation and warehousing of private capital equipment.....	FD	422212	0.426	17.9	2.1	2.3	-0.1	-0.3	-1.5
Transportation and warehousing of government purchased goods.....	FD	42222	0.198	16.2	2.1	1.6	0.2	0.7	-1.4
Transportation and warehousing of exports.....	FD	42223	0.925	16.5	2.0	2.1	-0.2	-0.1	-1.3
Final demand services less trade, transportation, and warehousing.....	FD	421	40.301	2.3	-0.3	0.0	0.2	0.1	0.3
Finished services less trade, transportation, and warehousing ³	FD	4211	35.337	2.4	-0.3	0.0	0.3	0.2	0.1
Finished consumer services less trade, transportation, and warehousing.....	FD	42111	31.663	1.9	-0.4	-0.1	0.3	0.2	0.1
Private capital investment services less trade, transportation, and warehousing.....	FD	42112	3.674	7.2	-0.2	1.0	0.7	0.1	0.7
Government purchased services less trade, transportation, and warehousing.....	FD	4212	2.482	1.7	0.0	-0.1	-0.3	-0.4	0.5
Gov. purchased services less trade, transportation, and warehousing, excl. capital investment.....	FD	42121	2.376	1.7	0.1	-0.1	-0.3	-0.4	0.5
Government purchased capital investment services less trade, transportation, and warehousing.....	FD	42122	0.106	0.7	-0.2	0.6	0.1	0.2	-0.1
Services for export less trade, transportation, and warehousing.....	FD	4213	2.482	1.5	-0.2	0.3	-0.7	-0.5	1.6
Final demand construction.....	FD	43	1.740	22.9	3.6	0.3	0.5	5.0	0.3
Construction for private capital investment.....	FD	431	1.133	25.2	3.8	0.4	0.6	5.4	0.3
Construction for government.....	FD	432	0.606	18.6	3.2	0.3	0.4	4.3	0.2
Special Groupings of Final Demand									
Final demand less exports.....	FD	49101	85.849	8.7	0.5	0.9	1.2	-0.3	-0.3
Final demand less government.....	FD	49102	92.367	8.5	0.5	0.8	1.0	-0.3	-0.2

See footnotes at end of table.

Table 4. Producer price index percentage changes and weights for Final Demand-Intermediate Demand groupings, not seasonally adjusted — Continued
[August 2022]

Title	Commodity code		Relative Importance Dec. 2021 ¹	Unadjusted 12-month percent change ² Aug. 2021 to Aug. 2022 ^P	Unadjusted 1-month percent change ²				
	Group code	Item code			Mar. to Apr.	Apr. to May ^P	May to June ^P	June to July ^P	July to Aug. ^P
Final demand less foods, food and nonalcoholic beverages for immediate consumption, and energy ⁵	FD	49103	87.780	7.4	0.5	0.3	0.4	0.3	0.3
Final demand less foods and energy ⁵	FD	49104	88.285	7.3	0.5	0.3	0.4	0.3	0.3
Final demand less foods and food and nonalcoholic beverages for immediate consumption ⁵	FD	49105	93.752	8.6	0.6	0.9	1.1	-0.4	-0.4
Final demand less foods ⁵	FD	49106	94.257	8.5	0.5	0.9	1.1	-0.4	-0.3
Final demand less energy.....	FD	49107	94.028	7.6	0.6	0.4	0.4	0.3	0.3
Final demand less trade services.....	FD	49108	79.566	7.7	0.6	1.1	1.2	-0.7	-0.6
Final demand less distributive services ⁶	FD	49109	76.283	7.3	0.6	1.1	1.3	-0.7	-0.6
Final demand goods less energy.....	FD	49111	27.155	9.2	1.3	0.8	0.4	0.2	0.1
Final demand goods less foods.....	FD	49112	27.384	12.0	1.1	2.4	2.7	-2.2	-1.9
Final demand services less trade services.....	FD	49113	44.697	3.8	0.0	0.3	0.4	0.0	0.1
Final demand distributive services ⁶	FD	49114	23.717	13.4	0.7	0.4	0.4	0.8	0.5
Final demand goods plus final demand distributive services ⁶	FD	49115	56.844	12.7	1.1	1.5	1.5	-0.7	-0.7
Final demand less foods, energy, and trade services ⁵	FD	49116	67.851	5.6	0.4	0.4	0.4	0.2	0.1
Private and government purchased capital equipment.....	FD	49117	6.553	8.8	1.2	0.7	0.7	0.4	0.4
Private and government purchased capital investment services.....	FD	49118	7.747	13.1	0.5	0.2	0.8	0.6	0.1
Total private and government purchased capital investment.....	FD	49119	14.300	12.3	1.1	0.4	0.7	1.0	0.2
Total finished ³	FD	49201	78.213	8.4	0.4	0.8	1.1	-0.2	-0.2
Total finished less foods, food and nonalcoholic beverages for immediate consumption, and energy ^{3, 5}	FD	49202	68.515	7.3	0.3	0.3	0.5	0.4	0.4
Total finished less foods and energy ^{3, 5}	FD	49203	69.015	7.2	0.3	0.3	0.5	0.4	0.4
Total finished less foods and food and nonalcoholic beverages for immediate consumption ⁵	FD	49204	73.288	8.2	0.3	0.8	1.2	-0.3	-0.3
Total finished less foods ^{3, 5}	FD	49205	73.788	8.1	0.3	0.8	1.2	-0.3	-0.3
Total finished less energy ³	FD	49206	73.440	7.6	0.4	0.3	0.5	0.5	0.3
Finished goods ³	FD	49207	21.282	12.7	0.9	2.6	2.8	-1.7	-1.7
Finished goods less energy ³	FD	49208	16.509	10.2	1.3	0.9	0.5	0.8	0.3
Finished goods, excluding foods ^{3, 5}	FD	49209	16.857	12.4	0.7	2.9	3.5	-2.6	-2.1
Finished services ³	FD	49210	55.798	6.5	0.1	0.2	0.5	0.3	0.3
Private capital investment services.....	FD	49211	7.354	12.9	0.5	0.2	0.8	0.5	0.1
Finished distributive services ^{3, 6}	FD	49212	19.709	13.4	0.6	0.3	0.4	0.8	0.6
Finished services less trade services ³	FD	49213	38.249	3.6	-0.1	0.2	0.4	0.1	0.1
Finished services less distributive services ^{3, 6}	FD	49214	36.089	2.8	-0.2	0.1	0.5	0.1	0.2
Total private capital investment (goods, services, and construction).....	FD	49215	14.123	12.4	1.1	0.4	0.8	0.9	0.3
Finished goods plus finished distributive services ^{3, 6}	FD	49216	40.991	13.0	0.8	1.5	1.7	-0.6	-0.6
Total exports.....	FD	49301	14.151	8.7	1.5	0.8	0.4	-0.9	-0.2
Goods for export.....	FD	49302	8.349	8.9	1.9	0.8	0.6	-1.5	-0.8
Services for export.....	FD	49303	5.802	8.5	0.8	0.8	0.0	-0.1	0.6
Total government purchases.....	FD	49401	7.633	11.8	1.5	1.6	1.6	-0.8	-1.1
Government purchased goods.....	FD	49402	3.496	17.0	2.2	3.2	3.0	-2.2	-2.6
Government purchased services.....	FD	49403	3.531	5.6	0.5	0.2	0.2	-0.1	0.3
Total government purchased capital investment (goods, services, construction).....	FD	49404	1.916	11.8	1.3	0.1	0.4	1.8	0.1
Government purchases, defense.....	FD	49405	2.357	11.1	-	-	-	-1.0	-1.7
Government purchases, non-defense.....	FD	49406	5.276	12.2	-	-	-	-0.7	-0.9
Personal consumption.....	FD	49501	64.090	7.6	0.2	0.9	1.2	-0.4	-0.4
Personal consumption goods (finished consumer goods).....	FD	49502	15.646	14.0	0.8	3.2	3.6	-2.5	-2.4
Personal consumption goods less energy.....	FD	49503	10.873	10.6	1.3	1.0	0.4	1.0	0.2
Personal consumption goods less foods.....	FD	49504	11.221	14.0	0.4	4.0	4.8	-3.9	-3.3
Personal consumption nondurable goods less foods.....	FD	49508	8.834	15.7	0.2	4.8	5.8	-4.9	-4.1
Personal consumption services.....	FD	49505	48.444	5.5	0.0	0.2	0.4	0.3	0.4
Personal consumption less trade services.....	FD	49506	49.795	6.4	0.2	1.1	1.5	-0.8	-0.8
Personal consumption less distributive services ⁶	FD	49507	48.061	6.1	0.1	1.1	1.5	-0.8	-0.8
Personal consumption less foods and energy.....	FD	49510	54.892	5.8	0.1	0.2	0.4	0.3	0.4
Personal consumption less foods, energy, and trade services ⁴	FD	49511	40.597	3.9	0.0	0.2	0.4	0.1	0.1
Personal consumption less foods, energy, and distributive services ⁶	FD	49512	38.863	3.3	-0.1	0.1	0.5	0.1	0.1
Personal consumption goods plus personal consumption distributive services ⁶	FD	49509	31.675	13.0	0.6	1.9	2.0	-0.9	-0.8
Intermediate Demand by Commodity Type									
Processed goods									
Processed goods for intermediate demand.....	ID6	1	100.000	14.1	1.8	3.2	2.4	-2.2	-2.0
Materials and components for manufacturing.....	ID6	11	45.927	7.4	1.5	2.3	-0.1	-0.7	-1.7
Materials for manufacturing.....	ID6	111	30.390	6.0	1.9	3.0	-0.5	-1.3	-2.7
Materials for food manufacturing.....	ID6	1111	4.084	13.0	4.7	2.2	0.2	-1.1	-0.6
Materials for nondurable manufacturing.....	ID6	1112	13.045	8.1	1.5	2.5	0.6	0.1	-3.3
Materials for durable manufacturing.....	ID6	1113	13.261	1.5	1.3	3.9	-2.0	-3.0	-2.7
Components for manufacturing.....	ID6	112	15.537	10.0	0.7	0.9	0.7	0.4	0.3

See footnotes at end of table.

Table 4. Producer price index percentage changes and weights for Final Demand-Intermediate Demand groupings, not seasonally adjusted — Continued
[August 2022]

Title	Commodity code		Relative Importance Dec. 2021 ¹	Unadjusted 12-month percent change ² Aug. 2021 to Aug. 2022 ^P	Unadjusted 1-month percent change ²				
	Group code	Item code			Mar. to Apr.	Apr. to May ^P	May to June ^P	June to July ^P	July to Aug. ^P
Components for nondurable manufacturing.....	ID6	1121	0.800	14.4	0.5	0.9	1.3	0.6	0.6
Components for durable manufacturing.....	ID6	1122	14.737	9.8	0.7	0.9	0.7	0.4	0.3
Materials and components for construction.....	ID6	12	9.074	15.2	0.4	0.8	-0.3	0.2	0.5
Materials for construction.....	ID6	121	3.869	12.7	-1.2	0.3	-1.9	-0.1	0.6
Components for construction.....	ID6	122	5.205	17.1	1.7	1.3	0.9	0.3	0.3
Processed fuels and lubricants for intermediate demand.....	ID6	13	18.757	32.3	3.1	8.5	10.4	-8.0	-6.3
Processed fuels and lubricants to manufacturing industries.....	ID6	131	4.683	28.6	3.3	6.2	8.2	-2.7	-2.8
Processed fuels and lubricants to nonmanufacturing industries.....	ID6	132	14.074	33.7	3.0	9.3	11.0	-9.5	-7.4
Containers for intermediate demand.....	ID6	14	2.795	19.3	2.5	1.6	1.0	0.2	1.3
Supplies for intermediate demand.....	ID6	15	23.448	11.9	1.7	1.2	0.5	0.3	0.2
Supplies to manufacturing industries.....	ID6	151	3.227	10.7	1.4	0.7	0.3	0.2	0.3
Supplies to nonmanufacturing industries.....	ID6	152	20.221	12.1	1.8	1.3	0.5	0.3	0.1
Supplies to nonmanufacturing industries, feeds.....	ID6	1521	1.743	15.6	2.3	1.2	0.3	-0.1	1.2
Supplies to nonmanufacturing industries, other than feeds.....	ID6	1522	18.478	11.8	1.8	1.3	0.6	0.3	0.0
Unprocessed goods									
Unprocessed goods for intermediate demand.....	ID6	2	100.000	36.1	6.1	5.6	4.5	-11.1	4.8
Unprocessed foodstuffs and feedstuffs.....	ID6	21	32.603	23.1	5.7	0.9	-0.7	-2.1	-3.7
Unprocessed nonfood materials.....	ID6	22	67.398	42.9	6.3	7.8	6.9	-14.9	8.9
Unprocessed nonfood materials except fuel.....	ID6	221	44.822	14.7	1.1	-1.1	5.0	-12.3	-2.9
Unprocessed nonfood materials except fuel to manufacturing industries.....	ID6	2211	42.852	14.9	1.1	-1.2	5.1	-12.8	-3.1
Unprocessed nonfood materials except fuel to nonmanufacturing industries.....	ID6	2212	1.970	11.7	0.7	0.7	2.3	0.9	0.6
Unprocessed fuel.....	ID6	222	22.576	109.8	19.7	27.2	10.2	-19.0	29.2
Unprocessed fuel to manufacturing industries.....	ID6	2221	1.143	81.3	18.5	10.4	8.2	-4.8	8.7
Unprocessed fuel to nonmanufacturing industries.....	ID6	2222	21.433	111.6	19.7	28.2	10.3	-19.7	30.5
Services									
Services for intermediate demand.....	ID6	3	100.000	6.3	0.9	0.4	-0.3	0.2	1.0
Trade services for intermediate demand ⁴	ID6	33	22.377	8.5	1.3	0.6	-1.2	-0.1	0.6
Trade services for manufacturing industries.....	ID6	331	11.472	7.4	1.8	1.6	-1.3	0.2	0.3
Trade services for nonmanufacturing industries.....	ID6	332	10.905	9.6	0.8	-0.3	-1.0	-0.3	0.9
Transportation and warehousing services for intermediate demand.....	ID6	32	13.264	12.6	1.8	0.3	0.4	0.9	-0.3
Transportation of passengers for intermediate demand.....	ID6	321	0.984	19.8	4.6	2.2	6.8	-3.8	1.0
Transportation of passengers for manufacturing industries.....	ID6	3211	0.116	20.3	4.7	2.2	6.9	-3.9	1.0
Transportation of passengers for nonmanufacturing industries.....	ID6	3212	0.868	19.8	4.6	2.2	6.8	-3.8	1.0
Transportation and warehousing of goods for intermediate demand.....	ID6	322	12.280	12.0	1.6	0.2	-0.2	1.4	-0.5
Transportation and warehousing of goods for manufacturing industries.....	ID6	3221	2.498	15.9	2.3	2.4	0.2	0.5	-0.7
Transportation and warehousing of goods for nonmanufacturing industries.....	ID6	3222	9.782	11.0	1.4	-0.4	-0.3	1.6	-0.4
Services less trade, transportation, and warehousing for intermediate demand.....	ID6	31	64.359	4.3	0.5	0.3	-0.1	0.1	1.4
Services less trade, transportation, and warehousing for manufacturing industries.....	ID6	311	2.040	6.3	0.5	0.1	0.1	0.6	0.3
Services less trade, transportation, and warehousing for nonmanufacturing industries.....	ID6	312	62.318	4.3	0.5	0.3	-0.2	0.1	1.5
Construction									
Construction for intermediate demand.....	ID6	4	100.000	10.7	0.8	0.8	0.9	1.1	0.1
Special Groupings of Intermediate Demand by Commodity Type									
Processed materials less foods and feeds.....	ID6	9111	92.100	14.2	1.6	3.3	2.6	-2.3	-2.2
Processed foods and feeds.....	ID6	9112	7.900	13.1	3.7	1.8	0.3	-0.6	0.0
Processed energy goods.....	ID6	9113	18.757	32.3	3.1	8.5	10.4	-8.0	-6.3
Processed materials less energy.....	ID6	9118	81.243	10.0	1.5	1.8	0.1	-0.3	-0.8
Processed materials less foods and energy.....	ID6	9115	73.343	9.6	1.2	1.8	0.0	-0.3	-0.9
Intermediate distributive services ⁷	ID6	9116	34.657	9.7	1.4	0.5	-0.8	0.4	0.2
Processed goods plus intermediate distributive services.....	ID6	9117	-	12.8	1.7	2.4	1.5	-1.4	-1.4
Unprocessed materials less agricultural products.....	ID6	9211	62.340	47.0	6.6	8.7	7.4	-15.1	10.1
Unprocessed energy materials ⁸	ID6	9212	42.130	75.0	9.3	14.6	11.2	-17.8	13.5
Unprocessed materials less energy.....	ID6	9213	57.870	12.6	4.1	-1.2	-1.4	-4.2	-2.5
Unprocessed nonfood materials less energy ⁹	ID6	9216	25.267	-1.6	1.6	-4.0	-2.7	-7.4	-0.3
Intermediate Demand by Production Flow									
Stage 4 Intermediate Demand									
Stage 4 intermediate demand.....	ID5	4	100.000	8.7	1.0	1.0	0.5	-0.5	0.4
Inputs to stage 4 goods producers.....	ID5	41	32.865	10.0	1.4	1.4	0.2	-0.4	0.0
Goods.....	ID5	411	23.183	10.2	1.6	1.6	0.3	-0.7	-0.2

See footnotes at end of table.

Table 4. Producer price index percentage changes and weights for Final Demand-Intermediate Demand groupings, not seasonally adjusted — Continued
[August 2022]

Title	Commodity code		Relative Importance Dec. 2021 ¹	Unadjusted 12-month percent change ² Aug. 2021 to Aug. 2022 ^P	Unadjusted 1-month percent change ²				
	Group code	Item code			Mar. to Apr.	Apr. to May ^P	May to June ^P	June to July ^P	July to Aug. ^P
Foods.....	ID5	4111	3.188	12.4	3.6	2.1	0.0	-3.8	-0.9
Energy.....	ID5	4112	0.189	28.8	3.4	5.7	5.0	-7.3	-5.6
Goods excluding foods and energy.....	ID5	4113	19.806	9.7	1.3	1.5	0.3	-0.1	0.0
Services.....	ID5	412	9.682	9.3	0.8	0.9	-0.2	0.3	0.3
Trade services.....	ID5	4123	7.732	9.8	0.8	1.0	-0.4	0.4	0.4
Transportation and warehousing services.....	ID5	4122	3.475	13.9	2.5	1.8	1.3	-0.3	-0.6
Transportation of passengers.....	ID5	41221	0.066	20.3	4.7	2.2	6.9	-3.9	1.0
Transportation and warehousing of goods.....	ID5	41222	0.409	12.8	2.1	1.8	0.3	0.4	-0.8
Services less trade, transportation, and warehousing.....	ID5	4121	1.475	5.6	0.3	0.0	0.2	0.4	0.3
Inputs to stage 4 services producers.....	ID5	42	52.483	6.7	0.8	0.6	0.7	-0.2	1.1
Goods.....	ID5	421	13.894	12.9	1.1	2.0	3.3	-0.6	-0.3
Foods.....	ID5	4211	2.353	9.1	2.3	0.9	1.1	0.2	-0.2
Energy.....	ID5	4212	3.737	20.5	0.7	4.9	10.0	-2.5	-1.6
Goods excluding foods and energy.....	ID5	4213	7.804	10.4	0.8	0.9	0.6	0.2	0.5
Services.....	ID5	422	38.503	4.5	0.7	0.1	-0.4	-0.1	1.6
Trade services.....	ID5	4223	4.524	10.6	0.8	1.5	0.0	0.5	0.7
Transportation and warehousing services.....	ID5	4222	3.277	12.0	2.4	-0.8	1.4	1.7	-1.1
Transportation of passengers.....	ID5	42221	0.421	20.1	4.7	2.2	6.9	-3.9	1.0
Transportation and warehousing of goods.....	ID5	42222	2.856	10.8	2.0	-1.3	0.5	2.6	-1.4
Services less trade, transportation, and warehousing.....	ID5	4221	30.702	2.8	0.5	0.0	-0.6	-0.3	2.1
Construction.....	ID5	423	0.086	10.7	0.8	0.8	0.9	1.1	0.1
Inputs to stage 4 construction producers.....	ID5	43	14.650	13.2	0.8	1.6	0.4	-1.4	-0.9
Goods.....	ID5	431	10.502	16.0	0.6	1.9	1.1	-1.6	-1.1
Energy.....	ID5	4312	0.844	34.7	1.7	12.4	12.3	-12.6	-13.2
Goods excluding foods and energy.....	ID5	4313	9.658	14.3	0.5	0.8	-0.3	0.0	0.4
Services.....	ID5	432	4.148	6.4	1.5	0.7	-1.3	-0.9	-0.3
Trade services.....	ID5	4323	2.051	4.0	2.3	0.7	-2.9	-1.9	-0.6
Transportation and warehousing services.....	ID5	4322	0.612	16.8	2.1	2.0	0.1	-0.3	-1.5
Transportation of passengers.....	ID5	43221	0.013	20.2	4.7	2.2	6.9	-3.9	1.0
Transportation and warehousing of goods.....	ID5	43222	0.599	16.7	2.0	2.0	0.0	-0.2	-1.5
Services less trade, transportation, and warehousing.....	ID5	4321	1.485	5.9	0.1	0.2	0.4	0.2	0.7
Stage 3 Intermediate Demand									
Stage 3 intermediate demand.....	ID5	3	100.000	12.1	2.6	2.1	0.5	-1.4	-2.1
Inputs to stage 3 goods producers.....	ID5	31	49.802	12.2	3.5	2.5	-0.5	-1.2	-2.8
Goods.....	ID5	311	40.208	13.2	3.6	2.7	-0.2	-1.4	-3.3
Foods.....	ID5	3111	11.423	26.0	7.6	1.2	-1.3	-1.7	-4.7
Energy.....	ID5	3112	1.551	48.2	8.8	11.6	8.3	-5.9	-5.9
Goods excluding foods and energy.....	ID5	3113	27.234	6.1	1.3	2.8	-0.3	-0.8	-2.4
Services.....	ID5	312	9.594	8.2	3.0	2.0	-1.6	-0.3	-0.4
Trade services.....	ID5	3123	5.774	4.5	3.7	2.1	-2.9	-0.6	-0.3
Transportation and warehousing services.....	ID5	3122	2.538	16.9	2.5	2.5	0.4	-0.1	-0.9
Transportation of passengers.....	ID5	31221	0.120	20.3	4.7	2.2	6.9	-3.9	1.0
Transportation and warehousing of goods.....	ID5	31222	2.418	16.8	2.4	2.5	0.1	0.1	-1.0
Services less trade, transportation, and warehousing.....	ID5	3121	1.282	8.4	0.6	0.2	0.2	0.8	0.5
Inputs to stage 3 services producers.....	ID5	32	48.823	12.1	1.7	1.9	1.7	-1.5	-1.5
Goods.....	ID5	321	10.251	32.9	4.4	7.1	6.3	-7.0	-7.2
Foods.....	ID5	3211	0.088	14.8	1.3	-0.6	0.4	1.3	2.9
Energy.....	ID5	3212	6.099	48.0	6.2	9.9	8.9	-10.0	-10.4
Goods excluding foods and energy.....	ID5	3213	4.064	11.2	0.9	1.3	0.6	0.2	-0.3
Services.....	ID5	322	37.657	6.6	0.8	0.1	0.0	0.6	0.5
Trade services.....	ID5	3223	2.600	10.5	1.9	2.3	0.5	0.3	0.4
Transportation and warehousing services.....	ID5	3222	8.909	9.0	1.0	-0.9	-0.5	1.7	0.0
Transportation of passengers.....	ID5	32221	0.022	3.5	0.9	0.1	1.7	-0.3	0.0
Transportation and warehousing of goods.....	ID5	32222	8.887	9.0	1.0	-0.9	-0.5	1.7	0.0
Services less trade, transportation, and warehousing.....	ID5	3221	26.148	5.4	0.7	0.2	0.1	0.2	0.6
Construction.....	ID5	323	0.915	10.7	0.8	0.8	0.9	1.1	0.1
Inputs to stage 3 construction producers.....	ID5	33	1.376	8.7	-0.4	-1.3	-2.9	-2.4	0.1
Goods.....	ID5	331	0.574	13.3	-0.5	0.4	-1.7	-0.8	0.1
Goods excluding foods and energy.....	ID5	3313	0.574	13.3	-0.5	0.4	-1.7	-0.8	0.1
Services.....	ID5	332	0.802	5.7	-0.3	-2.4	-3.7	-3.5	0.2
Trade services.....	ID5	3323	0.760	5.4	-0.4	-2.6	-3.9	-3.7	0.1
Transportation and warehousing services.....	ID5	3322	0.015	15.7	3.4	3.4	0.8	1.1	0.5
Transportation and warehousing of goods.....	ID5	33222	0.015	15.7	3.4	3.4	0.8	1.1	0.5
Services less trade, transportation, and warehousing.....	ID5	3321	0.027	10.8	0.9	0.8	0.3	1.0	1.5
Stage 2 Intermediate Demand									

See footnotes at end of table.

Table 4. Producer price index percentage changes and weights for Final Demand-Intermediate Demand groupings, not seasonally adjusted — Continued
 [August 2022]

Title	Commodity code		Relative Importance Dec. 2021 ¹	Unadjusted 12-month percent change ² Aug. 2021 to Aug. 2022 ^P	Unadjusted 1-month percent change ²				
	Group code	Item code			Mar. to Apr.	Apr. to May ^P	May to June ^P	June to July ^P	July to Aug. ^P
Stage 2 intermediate demand.....	ID5	2	100.000	20.4	2.8	3.5	3.1	-5.3	3.7
Inputs to stage 2 goods producers.....	ID5	21	55.017	30.7	4.4	5.9	4.8	-9.0	5.4
Goods.....	ID5	211	42.903	37.0	5.2	7.2	5.8	-11.1	6.4
Foods.....	ID5	2111	3.172	14.0	2.6	0.0	1.7	-4.7	0.4
Energy.....	ID5	2112	20.215	72.5	8.6	14.2	10.8	-17.7	12.8
Goods excluding foods and energy.....	ID5	2113	19.516	7.3	1.8	-0.2	-0.7	-1.5	-1.2
Services.....	ID5	212	11.646	10.0	1.4	0.7	0.2	1.3	1.0
Trade services.....	ID5	2123	5.347	10.0	1.3	0.3	-0.4	1.3	1.0
Transportation and warehousing services.....	ID5	2122	3.332	11.3	2.1	1.8	0.6	1.4	0.4
Transportation of passengers.....	ID5	21221	0.156	19.2	4.5	2.1	6.6	-3.7	1.0
Transportation and warehousing of goods.....	ID5	21222	3.176	10.9	2.0	1.8	0.2	1.7	0.3
Services less trade, transportation, and warehousing.....	ID5	2121	2.967	8.5	0.9	0.3	1.0	1.0	1.7
Construction.....	ID5	213	0.468	10.7	0.8	0.8	0.9	1.1	0.1
Inputs to stage 2 services producers.....	ID5	22	44.982	8.2	0.7	0.1	0.6	0.4	1.3
Goods.....	ID5	221	5.753	14.2	1.6	2.3	1.8	-1.0	-0.4
Foods.....	ID5	2211	0.032	15.5	1.4	0.3	-0.2	-0.1	0.7
Energy.....	ID5	2212	0.393	42.3	4.5	15.1	13.7	-14.4	-6.8
Goods excluding foods and energy.....	ID5	2213	5.328	12.4	1.4	1.3	0.8	0.4	0.1
Services.....	ID5	222	37.664	7.2	0.6	-0.2	0.3	0.6	1.6
Trade services.....	ID5	2223	2.497	21.5	1.0	-6.1	0.6	3.4	5.4
Transportation and warehousing services.....	ID5	2222	3.167	11.0	0.9	-1.8	-1.3	0.4	1.9
Transportation of passengers.....	ID5	22221	0.356	20.1	4.7	2.2	6.9	-3.9	1.0
Transportation and warehousing of goods.....	ID5	22222	2.811	9.7	0.4	-2.4	-2.5	1.1	2.0
Services less trade, transportation, and warehousing.....	ID5	2221	32.000	5.8	0.5	0.4	0.5	0.3	1.3
Construction.....	ID5	223	1.565	10.7	0.8	0.8	0.9	1.1	0.1
Stage 1 Intermediate Demand									
Stage 1 intermediate demand.....	ID5	1	100.000	10.4	1.6	2.0	1.1	-1.7	-0.8
Inputs to stage 1 goods producers.....	ID5	11	35.307	8.6	2.3	2.9	0.5	-2.7	-1.6
Goods.....	ID5	111	25.965	10.4	2.3	3.2	1.3	-3.4	-2.3
Foods.....	ID5	1111	3.181	9.8	3.5	1.0	0.2	-6.6	-0.6
Energy.....	ID5	1112	3.712	33.7	4.4	10.2	10.4	-9.5	-3.0
Goods excluding foods and energy.....	ID5	1113	19.072	6.4	1.6	2.2	-0.5	-1.4	-2.5
Services.....	ID5	112	9.341	4.1	2.2	1.9	-1.8	-0.5	0.4
Trade services.....	ID5	1123	6.053	2.8	3.1	2.2	-3.0	-0.2	0.0
Transportation and warehousing services.....	ID5	1122	0.488	23.7	4.5	5.1	1.9	0.4	2.1
Transportation of passengers.....	ID5	11221	0.084	20.3	4.7	2.2	6.9	-3.9	1.0
Transportation and warehousing of goods.....	ID5	11222	0.404	24.4	4.5	5.7	1.1	1.1	2.2
Services less trade, transportation, and warehousing.....	ID5	1121	2.800	3.3	-0.2	0.6	0.1	-1.4	0.9
Construction.....	ID5	113	0.001	10.7	0.8	0.8	0.9	1.1	0.1
Inputs to stage 1 services producers.....	ID5	12	51.790	10.8	1.3	1.8	1.8	-1.0	-0.2
Goods.....	ID5	121	17.196	20.8	2.4	3.9	4.8	-3.1	-2.7
Foods.....	ID5	1211	0.051	88.2	81.8	7.8	-9.1	-2.9	-3.4
Energy.....	ID5	1212	5.758	33.9	3.3	8.1	11.3	-8.3	-7.6
Goods excluding foods and energy.....	ID5	1213	11.387	13.8	1.4	1.3	0.7	0.6	0.5
Services.....	ID5	122	34.589	5.9	0.7	0.6	0.0	0.2	1.2
Trade services.....	ID5	1223	3.797	11.8	1.1	1.2	0.2	0.4	0.7
Transportation and warehousing services.....	ID5	1222	3.611	15.5	2.4	1.3	2.1	-0.1	-0.2
Transportation of passengers.....	ID5	12221	1.098	20.3	4.7	2.2	6.9	-3.9	1.0
Transportation and warehousing of goods.....	ID5	12222	2.513	13.4	1.3	0.8	-0.2	1.7	-0.8
Services less trade, transportation, and warehousing.....	ID5	1221	27.181	3.9	0.4	0.4	-0.3	0.3	1.5
Construction.....	ID5	123	0.005	10.7	0.8	0.8	0.9	1.1	0.1
Inputs to stage 1 construction producers.....	ID5	13	12.903	14.0	1.1	0.8	0.4	-2.1	-0.8
Goods.....	ID5	131	8.482	18.0	1.6	2.0	2.4	-1.6	-1.2
Energy.....	ID5	1312	0.827	50.5	5.8	10.2	12.1	-11.9	-11.4
Goods excluding foods and energy.....	ID5	1313	7.655	14.6	1.0	0.8	0.8	0.3	0.4
Services.....	ID5	132	4.421	6.9	0.3	-1.4	-3.2	-3.0	0.1
Trade services.....	ID5	1323	3.756	5.2	0.0	-2.0	-3.7	-3.5	0.3
Transportation and warehousing services.....	ID5	1322	0.609	18.9	2.1	2.3	-0.2	-0.5	-1.6
Transportation and warehousing of goods.....	ID5	13222	0.609	18.9	2.1	2.3	-0.2	-0.5	-1.6
Services less trade, transportation, and warehousing.....	ID5	1321	0.056	9.3	0.3	1.1	1.2	0.0	2.9
Special Groupings of Intermediate Demand by Production Flow									
Total goods inputs to stage 4 intermediate demand.....	ID5	9411	47.579	12.3	1.2	1.8	1.4	-0.9	-0.4
Total services inputs to stage 4 intermediate demand.....	ID5	9412	52.333	5.5	0.8	0.3	-0.4	-0.1	1.2
Total construction inputs to stage 4 intermediate demand.....	ID5	9413	0.086	10.7	0.8	0.8	0.9	1.1	0.1
Total foods inputs to stage 4 intermediate demand.....	ID5	9414	5.541	11.0	3.0	1.6	0.4	-2.1	-0.6

See footnotes at end of table.

Table 4. Producer price index percentage changes and weights for Final Demand-Intermediate Demand groupings, not seasonally adjusted — Continued
[August 2022]

Title	Commodity code		Relative Importance Dec. 2021 ¹	Unadjusted 12-month percent change ² Aug. 2021 to Aug. 2022 ^p	Unadjusted 1-month percent change ²				
	Group code	Item code			Mar. to Apr.	Apr. to May ^p	May to June ^p	June to July ^p	July to Aug. ^p
Total energy goods inputs to stage 4 intermediate demand.....	ID5	9415	4.770	23.2	1.0	6.6	10.3	-5.0	-4.2
Total goods less foods and energy inputs to stage 4 intermediate demand.	ID5	9416	37.268	11.1	1.0	1.2	0.2	0.0	0.2
Total goods inputs to stage 3 intermediate demand.....	ID5	9311	51.033	17.2	3.8	3.7	1.3	-2.8	-4.2
Total services inputs to stage 3 intermediate demand.....	ID5	9312	48.053	6.9	1.3	0.4	-0.4	0.3	0.3
Total construction inputs to stage 3 intermediate demand.....	ID5	9313	0.915	10.7	0.8	0.8	0.9	1.1	0.1
Total foods inputs to stage 3 intermediate demand.....	ID5	9314	11.511	25.9	7.6	1.2	-1.3	-1.7	-4.7
Total energy goods inputs to stage 3 intermediate demand.....	ID5	9315	7.650	48.0	6.7	10.2	8.8	-9.2	-9.6
Total goods less foods and energy inputs to stage 3 intermediate demand.	ID5	9316	31.872	6.9	1.2	2.6	-0.2	-0.7	-2.1
Total goods inputs to stage 2 intermediate demand.....	ID5	9211	48.656	34.4	4.9	6.7	5.5	-10.2	5.8
Total services inputs to stage 2 intermediate demand.....	ID5	9212	49.310	7.9	0.8	0.0	0.3	0.7	1.5
Total construction inputs to stage 2 intermediate demand.....	ID5	9213	2.033	10.7	0.8	0.8	0.9	1.1	0.1
Total foods inputs to stage 2 intermediate demand.....	ID5	9214	3.204	14.1	2.6	0.0	1.7	-4.6	0.4
Total energy goods inputs to stage 2 intermediate demand.....	ID5	9215	20.608	72.0	8.5	14.2	10.9	-17.6	12.4
Total goods less foods and energy inputs to stage 2 intermediate demand.	ID5	9216	24.844	8.4	1.7	0.1	-0.4	-1.1	-0.9
Total goods inputs to stage 1 intermediate demand.....	ID5	9111	51.643	15.0	2.2	3.2	2.6	-3.0	-2.3
Total services inputs to stage 1 intermediate demand.....	ID5	9112	48.351	5.7	0.9	0.6	-0.6	-0.2	1.0
Total construction inputs to stage 1 intermediate demand.....	ID5	9117	0.006	10.7	0.8	0.8	0.9	1.1	0.1
Total foods inputs to stage 1 intermediate demand.....	ID5	9114	3.232	11.0	4.6	1.2	-0.1	-6.5	-0.7
Total energy goods inputs to stage 1 intermediate demand.....	ID5	9115	10.297	35.1	3.9	9.0	11.1	-9.0	-6.5
Total goods less foods and energy inputs to stage 1 intermediate demand.	ID5	9116	38.114	10.3	1.4	1.6	0.1	-0.4	-1.0

¹ Comprehensive relative importance figures are initially computed after the publication of December indexes and are recalculated after final December indexes are available. Individual items and subtotals may not add exactly to totals because of rounding differences.

² All indexes are subject to revision for 4 months after their originally scheduled publication to incorporate late reports and corrections by survey respondents. In addition, seasonally adjusted indexes are subject to change for up to 5 years due to the recalculation of seasonal factors published each January.

³ PPI defines Total finished as including only the personal consumption and private capital investment portions of final demand.

⁴ Trade indexes measure changes in margins received by wholesalers and retailers.

⁵ The PPI definition of foods does not include food and beverages for immediate consumption. PPI defines food and beverages for immediate consumption as the service of preparing meals, snacks, and beverages to customer order for immediate on-premises and off-premises consumption.

⁶ Distributive services include transportation, warehousing, and trade of goods.

⁷ Includes intermediate trade, transportation, and warehousing services.

⁸ Includes crude petroleum.

⁹ Excludes crude petroleum.

^p Preliminary

"/" Data not available.

Table 5. Producer price indexes for Final Demand-Intermediate Demand groupings, not seasonally adjusted
 [August 2022, Index base Nov. 2009=100, unless otherwise indicated]

Title	Other index base	Commodity code		Unadjusted index ¹				
		Group code	Item code	Apr. 2022	May 2022 ^p	June 2022 ^p	July 2022 ^p	Aug. 2022 ^p
Final Demand								
Final demand.....		FD	4	138.179	139.428	140.909	140.413	139.981
Final demand goods.....		FD	41	142.335	145.476	148.829	146.258	143.967
Final demand foods.....		FD	411	147.989	149.550	150.119	151.151	151.095
Finished consumer foods ²	00/82	FD	4111	255.798	259.017	259.397	263.742	263.716
Finished consumer foods, crude.....	00/82	FD	411113	281.300	279.369	261.528	295.364	279.169
Finished consumer foods, processed.....	00/82	FD	411112	253.617	257.397	259.745	260.916	262.635
Government purchased foods.....		FD	4112	150.381	151.558	152.957	153.887	154.253
Foods for export.....		FD	4113	164.880	165.284	167.303	161.021	160.556
Final demand energy.....		FD	412	157.604	169.676	184.926	169.825	157.071
Finished consumer energy goods ²	00/82	FD	4121	239.912	257.958	281.949	258.586	239.782
Government purchased energy.....		FD	4122	181.381	196.411	212.788	196.262	179.667
Energy for export.....		FD	4123	171.621	185.043	198.122	182.815	168.115
Final demand goods less foods and energy.....		FD	413	136.320	137.271	137.869	138.027	138.213
Finished goods less foods and energy ²	00/82	FD	4131	233.605	235.442	237.036	238.209	239.221
Finished consumer goods less foods and energy.....	00/82	FD	41311	260.147	262.363	264.076	265.424	266.537
Nondurable consumer goods less foods and energy.....	00/82	FD	413111	333.620	336.918	339.482	341.331	343.178
Durable consumer goods.....	00/82	FD	413112	184.132	185.272	186.140	186.982	187.376
Private capital equipment.....	00/82	FD	41312	200.089	201.512	202.934	203.900	204.779
Private capital equipment for manufacturing industries.....	00/82	FD	413121	212.643	214.438	215.717	216.839	217.348
Private capital equipment for nonmanufacturing industries.....	00/82	FD	413122	196.314	197.635	199.092	200.015	200.992
Government purchased goods, excluding foods and energy.....		FD	4132	132.868	134.352	135.154	135.799	135.694
Government purchased goods excluding foods, energy, and capital equipment.....		FD	41321	142.225	144.374	145.447	146.347	145.955
Government purchased capital equipment.....		FD	41322	119.219	119.844	120.294	120.611	120.867
Goods for export, excluding foods and energy.....		FD	4133	138.765	139.339	139.301	138.392	137.977
Final demand services.....		FD	42	135.298	135.601	136.140	136.499	136.995
Final demand trade services ³		FD	423	148.195	148.432	149.096	150.423	151.683
Trade of finished goods ²		FD	4231	147.008	147.147	147.889	149.176	150.553
Trade of personal consumption goods.....		FD	42311	145.905	146.376	146.911	148.114	149.908
Trade of private capital equipment.....		FD	42312	150.213	148.893	150.536	152.178	151.709
Trade of government purchased goods.....		FD	4232	155.029	155.621	156.636	158.305	158.673
Trade of government purchased goods, excluding capital equipment.....		FD	42321	157.205	159.908	160.959	161.778	162.562
Trade of government purchased capital equipment.....		FD	42322	150.292	147.673	148.623	151.586	151.310
Trade of exports.....		FD	4233	156.755	157.726	157.582	159.136	159.714
Final demand transportation and warehousing services.....		FD	422	155.491	158.765	161.398	159.684	158.458
Transportation of passengers for final demand.....		FD	4221	130.500	133.398	142.581	137.072	138.467
Transportation of private passengers.....		FD	42211	130.509	133.400	142.564	137.069	138.461
Transportation of government passengers.....		FD	42212	130.326	133.185	142.265	136.831	138.207
Transportation of passengers for export.....		FD	42213	130.468	133.399	142.661	137.092	138.503
Transportation and warehousing of goods for final demand.....		FD	4222	164.597	167.996	167.777	167.718	165.375
Transportation and warehousing of finished goods ²		FD	42221	163.833	167.287	167.071	166.954	164.553
Transportation and warehousing of personal consumption goods.....		FD	422211	163.869	167.259	167.030	167.012	164.638
Transportation and warehousing of private capital equipment.....		FD	422212	163.700	167.408	167.249	166.727	164.219
Transportation and warehousing of government purchased goods.....		FD	42222	159.288	161.814	162.131	163.255	161.030
Transportation and warehousing of exports.....		FD	42223	168.726	172.214	171.861	171.669	169.421
Final demand services less trade, transportation, and warehousing.....		FD	421	127.464	127.508	127.782	127.908	128.228
Finished services less trade, transportation, and warehousing ²		FD	4211	127.975	128.002	128.400	128.624	128.798
Finished consumer services less trade, transportation, and warehousing.....		FD	42111	127.445	127.321	127.652	127.881	127.965
Private capital investment services less trade, transportation, and warehousing.....		FD	42112	132.995	134.347	135.335	135.511	136.479
Government purchased services less trade, transportation, and warehousing.....		FD	4212	119.919	119.856	119.526	119.076	119.690
Gov. purchased services less trade, transportation, and warehousing, excl. capital investment.....		FD	42121	120.419	120.323	119.973	119.492	120.143
Government purchased capital investment services less trade, transportation, and warehousing.....		FD	42122	107.299	107.914	107.989	108.183	108.029
Services for export less trade, transportation, and warehousing.....		FD	4213	129.518	129.929	129.073	128.403	130.512
Final demand construction.....		FD	43	158.554	159.070	159.901	167.913	168.336
Construction for private capital investment.....		FD	431	161.477	162.062	162.970	171.721	172.215
Construction for government.....		FD	432	153.034	153.426	154.115	160.788	161.083
Final Demand Special Groupings								
Final demand less exports.....	04/10	FD	49101	135.292	136.532	138.142	137.790	137.347
Final demand less government.....	04/10	FD	49102	136.120	137.268	138.665	138.228	137.897
Final demand less foods, food and nonalcoholic beverages for immediate consumption, and energy ¹	04/10	FD	49103	134.937	135.350	135.887	136.340	136.732
Final demand less foods and energy ⁴	04/10	FD	49104	134.562	135.022	135.574	136.016	136.430
Final demand less foods and food and nonalcoholic beverages for immediate consumption ⁴	04/10	FD	49105	136.072	137.282	138.832	138.211	137.696

See footnotes at end of table.

Table 5. Producer price indexes for Final Demand-Intermediate Demand groupings, not seasonally adjusted — Continued

[August 2022, Index base Nov. 2009=100, unless otherwise indicated]

Title	Other index base	Commodity code		Unadjusted index ¹				
		Group code	Item code	Apr. 2022	May 2022 ^P	June 2022 ^P	July 2022 ^P	Aug. 2022 ^P
Final demand less foods ⁴	04/10	FD	49106	135.596	136.810	138.320	137.745	137.298
Final demand less energy.....	04/10	FD	49107	135.069	135.591	136.144	136.618	137.005
Final demand less trade services.....	01/10	FD	49108	134.305	135.786	137.445	136.526	135.701
Final demand less distributive services ⁵	01/10	FD	49109	133.188	134.598	136.325	135.375	134.606
Final demand goods less energy.....	01/10	FD	49111	137.485	138.551	139.139	139.471	139.607
Final demand goods less foods.....	04/10	FD	49112	137.950	141.325	145.139	141.931	139.260
Final demand services less trade services.....	04/10	FD	49113	128.961	129.293	129.777	129.736	129.915
Final demand distributive services ⁵	04/10	FD	49114	147.581	148.216	148.753	149.874	150.642
Final demand goods plus final demand distributive services ⁵	04/10	FD	49115	142.516	144.618	146.813	145.736	144.683
Final demand less foods, energy, and trade services ⁴	08/13	FD	49116	123.521	124.014	124.506	124.696	124.871
Private and government purchased capital equipment.....	08/13	FD	49117	121.074	121.904	122.708	123.257	123.751
Private and government purchased capital investment services.....	08/13	FD	49118	130.589	130.793	131.878	132.643	132.784
Total private and government purchased capital investment.....	08/13	FD	49119	128.509	129.009	129.946	131.271	131.589
Total finished ²	01/10	FD	49201	136.011	137.160	138.725	138.445	138.108
Total finished less foods, food and nonalcoholic beverages for immediate consumption, and energy ^{2, 4}	12/10	FD	49202	133.803	134.165	134.831	135.425	135.904
Total finished less foods and energy ^{2, 4}	01/10	FD	49203	134.611	134.982	135.649	136.248	136.727
Total finished less foods and food and nonalcoholic beverages for immediate consumption ⁴	12/10	FD	49204	134.288	135.395	137.036	136.590	136.233
Total finished less foods ^{2, 4}	01/10	FD	49205	135.627	136.739	138.382	137.945	137.590
Total finished less energy ²	01/10	FD	49206	135.087	135.542	136.183	136.888	137.338
Finished goods ²	00/82	FD	49207	248.781	255.190	262.449	257.896	253.572
Finished goods less energy ²	00/82	FD	49208	238.895	241.082	242.365	244.343	245.089
Finished goods, excluding foods ^{2, 4}	00/82	FD	49209	246.027	253.200	262.127	255.397	250.029
Finished services ²	01/10	FD	49210	133.881	134.099	134.706	135.141	135.595
Private capital investment services.....	04/10	FD	49211	140.524	140.845	142.038	142.791	142.965
Finished distributive services ^{2, 5}	04/10	FD	49212	145.890	146.359	146.988	148.107	149.069
Finished services less trade services ²	04/10	FD	49213	128.842	129.094	129.647	129.730	129.805
Finished services less distributive services ^{2, 5}	04/10	FD	49214	127.193	127.284	127.877	127.971	128.171
Total private capital investment (goods, services, and construction).....	04/10	FD	49215	136.288	136.873	137.924	139.178	139.537
Finished goods plus finished distributive services ²	04/10	FD	49216	142.188	144.320	146.791	145.941	145.087
Total exports.....	04/10	FD	49301	140.149	141.314	141.814	140.490	140.174
Goods for export.....	00/82	FD	49302	240.695	242.711	244.122	240.448	238.513
Services for export.....	04/10	FD	49303	144.043	145.226	145.249	145.133	146.045
Total government purchases.....	04/10	FD	49401	134.965	137.154	139.300	138.223	136.713
Government purchased goods.....	00/82	FD	49402	238.368	245.900	253.301	247.801	241.373
Government purchased services.....	04/10	FD	49403	128.108	128.370	128.576	128.460	128.906
Total government purchased capital investment (goods, services, construction).....	08/13	FD	49404	125.600	125.703	126.236	128.564	128.723
Government purchases, defense.....	05/15	FD	49405	-	-	127.572	126.288	124.162
Government purchases, non-defense.....	05/15	FD	49406	-	-	133.117	132.121	130.938
Personal consumption.....	01/10	FD	49501	135.851	137.125	138.804	138.181	137.690
Personal consumption goods (finished consumer goods).....	00/82	FD	49502	269.709	278.386	288.306	281.222	274.512
Personal consumption goods less energy.....	00/82	FD	49503	258.968	261.612	262.770	265.380	266.017
Personal consumption goods less foods.....	00/82	FD	49504	273.332	284.162	297.865	286.213	276.850
Personal consumption nondurable goods less foods.....	00/82	FD	49508	311.938	326.845	345.948	329.051	315.592
Personal consumption services.....	04/10	FD	49505	132.350	132.552	133.069	133.455	133.950
Personal consumption less trade services.....	04/10	FD	49506	132.807	134.291	136.264	135.166	134.078
Personal consumption less distributive services ⁵	04/10	FD	49507	131.936	133.363	135.405	134.272	133.224
Personal consumption less foods and energy.....	04/14	FD	49510	123.749	124.039	124.562	124.956	125.426
Personal consumption less foods, energy, and trade services ³	04/14	FD	49511	120.477	120.721	121.254	121.418	121.507
Personal consumption less foods, energy, and distributive services ⁵	04/14	FD	49512	119.700	119.834	120.399	120.570	120.747
Personal consumption goods plus personal consumption distributive services ⁵	08/13	FD	49509	131.364	133.825	136.465	135.197	134.147
Intermediate Demand by Commodity Type								
Processed goods								
Processed goods for intermediate demand.....	00/82	ID6	1	267.832	276.441	283.014	276.919	271.291
Materials and components for manufacturing.....	00/82	ID6	11	245.903	251.496	251.164	249.300	245.144
Materials for manufacturing.....		ID6	111	160.830	165.659	164.748	162.562	158.209
Materials for food manufacturing.....	00/82	ID6	1111	259.918	265.737	266.144	263.144	261.478
Materials for nondurable manufacturing.....	00/82	ID6	1112	294.519	301.737	303.694	304.097	294.132
Materials for durable manufacturing.....	00/82	ID6	1113	317.399	329.651	322.913	313.335	304.752
Components for manufacturing.....	00/82	ID6	112	180.446	181.985	183.260	184.009	184.535
Components for nondurable manufacturing.....		ID6	1121	143.610	144.904	146.834	147.753	148.587
Components for durable manufacturing.....		ID6	1122	127.200	128.282	129.137	129.649	130.000
Materials and components for construction.....	00/82	ID6	12	348.764	351.724	350.747	351.329	352.934
Materials for construction.....		ID6	121	170.824	171.345	168.172	168.079	169.093
Components for construction.....		ID6	122	173.450	175.644	177.262	177.846	178.467
Processed fuels and lubricants for intermediate demand.....	00/82	ID6	13	278.696	302.509	333.908	307.308	288.005
Processed fuels and lubricants to manufacturing industries.....	00/82	ID6	131	272.092	289.091	312.836	304.432	295.798

See footnotes at end of table.

Table 5. Producer price indexes for Final Demand-Intermediate Demand groupings, not seasonally adjusted — Continued

[August 2022, Index base Nov. 2009=100, unless otherwise indicated]

Title	Other index base	Commodity code		Unadjusted index ¹				
		Group code	Item code	Apr. 2022	May 2022 ^p	June 2022 ^p	July 2022 ^p	Aug. 2022 ^p
Processed fuels and lubricants to nonmanufacturing industries.....	00/82	ID6	132	281.353	307.441	341.387	308.822	286.015
Containers for intermediate demand.....	00/82	ID6	14	301.356	306.197	309.212	309.856	313.784
Supplies for intermediate demand.....	00/82	ID6	15	247.678	250.714	252.002	252.691	253.073
Supplies to manufacturing industries.....	00/82	ID6	151	244.099	245.866	246.564	247.141	247.807
Supplies to nonmanufacturing industries.....	00/82	ID6	152	246.265	249.478	250.848	251.550	251.883
Supplies to nonmanufacturing industries, feeds.....	00/82	ID6	1521	249.492	252.588	253.254	252.886	255.833
Supplies to nonmanufacturing industries, other than feeds.....	00/82	ID6	1522	247.902	251.152	252.604	253.419	253.491
Unprocessed goods								
Unprocessed goods for intermediate demand.....	00/82	ID6	2	330.004	348.376	364.128	323.805	339.241
Unprocessed foodstuffs and feedstuffs.....	00/82	ID6	21	270.001	272.352	270.400	264.713	254.996
Unprocessed nonfood materials.....	00/82	ID6	22	358.287	386.396	413.053	351.695	382.840
Unprocessed nonfood materials except fuel.....	00/82	ID6	221	420.372	415.643	436.222	382.631	371.467
Unprocessed nonfood materials except fuel to manufacturing industries.....	00/82	ID6	2211	395.295	390.574	410.308	357.847	346.852
Unprocessed nonfood materials except fuel to nonmanufacturing industries.....	00/82	ID6	2212	311.143	313.299	320.610	323.649	325.661
Unprocessed fuel.....	00/82	ID6	222	250.254	318.241	350.578	284.127	367.054
Unprocessed fuel to manufacturing industries.....	00/82	ID6	2221	267.192	294.939	319.264	304.067	330.417
Unprocessed fuel to nonmanufacturing industries.....	00/82	ID6	2222	256.401	328.747	362.491	291.063	379.757
Services								
Services for intermediate demand.....		ID6	3	139.335	139.841	139.402	139.639	141.024
Trade services for intermediate demand ⁵		ID6	33	171.038	172.148	170.158	170.012	170.969
Trade services for manufacturing industries.....	12/12	ID6	331	154.231	156.667	154.617	154.850	155.279
Trade services for nonmanufacturing industries.....	12/12	ID6	332	154.206	153.772	152.231	151.737	153.033
Transportation and warehousing services for intermediate demand.....		ID6	32	157.270	157.802	158.356	159.823	159.266
Transportation of passengers for intermediate demand.....		ID6	321	130.391	133.248	142.325	136.893	138.268
Transportation of passengers for manufacturing industries.....		ID6	3211	130.448	133.376	142.632	137.068	138.478
Transportation of passengers for nonmanufacturing industries.....		ID6	3212	130.444	133.292	142.350	136.933	138.305
Transportation and warehousing of goods for intermediate demand.....		ID6	322	160.184	160.471	160.118	162.319	161.556
Transportation and warehousing of goods for manufacturing industries.....	12/12	ID6	3221	133.563	136.706	136.917	137.603	136.632
Transportation and warehousing of goods for nonmanufacturing industries.....	12/12	ID6	3222	142.931	142.367	141.914	144.193	143.604
Services less trade, transportation, and warehousing for intermediate demand.....		ID6	31	127.552	127.885	127.701	127.832	129.667
Services less trade, transportation, and warehousing for manufacturing industries.....		ID6	311	122.349	122.431	122.563	123.301	123.714
Services less trade, transportation, and warehousing for nonmanufacturing industries.....		ID6	312	127.709	128.051	127.857	127.966	129.850
Construction								
Construction for intermediate demand.....		ID6	4	138.071	139.191	140.420	142.018	142.182
Intermediate Demand by Commodity Type Special Groupings								
Processed materials less foods and feeds.....	00/82	ID6	9111	269.347	278.334	285.443	278.918	272.773
Processed foods and feeds.....	00/82	ID6	9112	252.531	257.116	257.939	256.462	256.374
Processed energy goods.....	00/82	ID6	9113	279.990	303.913	335.445	308.756	289.384
Processed materials less energy.....	00/82	ID6	9118	261.554	266.211	266.416	265.590	263.497
Processed materials less foods and energy.....	00/82	ID6	9115	262.159	266.817	266.948	266.201	263.875
Intermediate distributive services ⁶	04/10	ID6	9116	163.993	164.790	163.417	164.106	164.436
Processed goods plus intermediate distributive services.....	04/10	ID6	9117	150.582	154.241	156.522	154.254	152.079
Unprocessed materials less agricultural products.....	00/82	ID6	9211	359.396	390.835	419.886	356.523	392.574
Unprocessed energy materials ⁷	00/82	ID6	9212	284.420	325.902	362.343	297.901	338.035
Unprocessed materials less energy.....	00/82	ID6	9213	341.314	337.240	332.441	318.324	310.456
Unprocessed nonfood materials less energy ⁸	00/82	ID6	9216	553.110	531.126	516.794	478.360	476.763
Intermediate Demand by Production Flow								
Stage 4 Intermediate Demand								
Stage 4 intermediate demand.....		ID5	4	144.036	145.530	146.206	145.520	146.122
Inputs to stage 4 goods producers.....		ID5	41	144.942	146.960	147.216	146.576	146.522
Goods.....		ID5	411	139.854	142.109	142.574	141.510	141.237
Foods.....		ID5	4111	160.541	163.835	163.779	157.636	156.206
Energy.....		ID5	4112	171.950	181.699	190.695	176.782	166.957
Goods excluding foods and energy.....		ID5	4113	136.509	138.544	139.012	138.823	138.807
Services.....		ID5	412	161.927	163.324	163.003	163.532	164.089
Trade services.....		ID5	4123	173.033	174.698	174.075	174.688	175.386
Transportation and warehousing services.....		ID5	4122	138.256	140.798	142.617	142.200	141.407
Transportation of passengers.....		ID5	41221	130.467	133.398	142.661	137.091	138.502
Transportation and warehousing of goods.....		ID5	41222	148.937	151.571	152.070	152.623	151.351
Services less trade, transportation, and warehousing.....		ID5	4121	123.841	123.847	124.034	124.519	124.937
Inputs to stage 4 services producers.....		ID5	42	137.814	138.702	139.629	139.326	140.844

See footnotes at end of table.

Table 5. Producer price indexes for Final Demand-Intermediate Demand groupings, not seasonally adjusted — Continued

[August 2022, Index base Nov. 2009=100, unless otherwise indicated]

Title	Other index base	Commodity code		Unadjusted index ¹				
		Group code	Item code	Apr. 2022	May 2022 ^P	June 2022 ^P	July 2022 ^P	Aug. 2022 ^P
Goods.....		ID5	421	142.335	145.187	150.044	149.095	148.705
Foods.....		ID5	4211	153.474	154.887	156.533	156.816	156.443
Energy.....		ID5	4212	135.056	141.722	155.895	151.973	149.529
Goods excluding foods and energy.....		ID5	4213	142.404	143.649	144.501	144.767	145.458
Services.....		ID5	422	136.042	136.220	135.732	135.658	137.863
Trade services.....		ID5	4223	153.583	155.850	155.836	156.677	157.723
Transportation and warehousing services.....		ID5	4222	146.671	145.501	147.557	150.004	148.348
Transportation of passengers.....		ID5	42221	129.991	132.888	142.060	136.554	137.949
Transportation and warehousing of goods.....		ID5	42222	150.161	148.238	149.020	152.907	150.697
Services less trade, transportation, and warehousing.....		ID5	4221	132.087	132.122	131.316	130.866	133.606
Construction.....		ID5	423	138.071	139.191	140.420	142.018	142.182
Inputs to stage 4 construction producers.....		ID5	43	164.888	167.519	168.204	165.874	164.384
Goods.....		ID5	431	168.236	171.499	173.306	170.595	168.683
Energy.....		ID5	4312	194.435	218.582	245.455	214.494	186.088
Goods excluding foods and energy.....		ID5	4313	169.596	170.897	170.315	170.281	170.894
Services.....		ID5	432	156.130	157.248	155.235	153.830	153.361
Trade services.....		ID5	4323	181.968	183.176	177.954	174.630	173.552
Transportation and warehousing services.....		ID5	4322	158.836	162.043	162.231	161.728	159.352
Transportation of passengers.....		ID5	43221	136.006	139.054	148.691	142.900	144.367
Transportation and warehousing of goods.....		ID5	43222	160.248	163.475	163.414	163.048	160.559
Services less trade, transportation, and warehousing.....		ID5	4321	125.581	125.862	126.412	126.688	127.518
Stage 3 Intermediate Demand								
Stage 3 intermediate demand.....		ID5	3	154.035	157.338	158.149	156.011	152.686
Inputs to stage 3 goods producers.....		ID5	31	172.814	177.171	176.301	174.236	169.381
Goods.....		ID5	311	171.499	176.047	175.634	173.222	167.439
Foods.....		ID5	3111	204.227	206.606	203.860	200.355	190.869
Energy.....		ID5	3112	177.522	198.066	214.498	201.801	189.837
Goods excluding foods and energy.....		ID5	3113	161.910	166.454	165.930	164.568	160.575
Services.....		ID5	312	165.699	168.948	166.213	165.766	165.181
Trade services.....		ID5	3123	172.896	176.554	171.356	170.344	169.894
Transportation and warehousing services.....		ID5	3122	156.370	160.245	160.876	160.684	159.188
Transportation of passengers.....		ID5	31221	138.912	142.031	151.888	145.962	147.464
Transportation and warehousing of goods.....		ID5	31222	157.124	161.037	161.140	161.275	159.610
Services less trade, transportation, and warehousing.....		ID5	3121	126.817	127.023	127.282	128.363	128.982
Inputs to stage 3 services producers.....		ID5	32	138.371	140.941	143.280	141.123	138.968
Goods.....		ID5	321	147.272	157.659	167.662	155.983	144.768
Foods.....		ID5	3211	154.189	153.268	153.955	155.984	160.571
Energy.....		ID5	3212	162.522	178.664	194.642	175.264	157.004
Goods excluding foods and energy.....		ID5	3213	133.251	134.960	135.778	136.002	135.576
Services.....		ID5	322	135.279	135.420	135.369	136.121	136.766
Trade services.....		ID5	3223	183.356	187.556	188.583	189.101	189.845
Transportation and warehousing services.....		ID5	3222	164.654	163.138	162.291	164.996	164.982
Transportation of passengers.....		ID5	32221	102.839	102.930	104.710	104.434	104.478
Transportation and warehousing of goods.....		ID5	32222	165.175	163.650	162.792	165.513	165.498
Services less trade, transportation, and warehousing.....		ID5	3221	124.957	125.236	125.319	125.576	126.392
Construction.....		ID5	323	138.071	139.191	140.420	142.018	142.182
Inputs to stage 3 construction producers.....		ID5	33	156.207	154.172	149.694	146.086	146.272
Goods.....		ID5	331	141.463	142.025	139.622	138.485	138.601
Goods excluding foods and energy.....		ID5	3313	180.258	180.974	177.912	176.463	176.611
Services.....		ID5	332	191.072	186.486	179.566	173.294	173.567
Trade services.....		ID5	3323	198.543	193.396	185.826	178.911	179.100
Transportation and warehousing services.....		ID5	3322	109.427	113.119	114.019	115.253	115.872
Transportation and warehousing of goods.....		ID5	33222	115.504	119.401	120.352	121.654	122.308
Services less trade, transportation, and warehousing.....		ID5	3321	117.506	118.440	118.831	119.977	121.782
Stage 2								
Stage 2 intermediate demand.....		ID5	2	143.445	148.432	153.002	144.961	150.270
Inputs to stage 2 goods producers.....		ID5	21	145.698	154.300	161.742	147.220	155.149
Goods.....		ID5	211	150.684	161.518	170.926	151.965	161.726
Foods.....		ID5	2111	179.486	179.542	182.640	174.122	174.875
Energy.....		ID5	2112	127.744	145.906	161.676	133.102	150.106
Goods excluding foods and energy.....		ID5	2113	159.091	158.718	157.565	155.144	153.322
Services.....		ID5	212	140.705	141.741	142.033	143.814	145.277
Trade services.....		ID5	2123	161.565	162.102	161.374	163.550	165.151
Transportation and warehousing services.....		ID5	2122	160.012	162.900	163.859	166.129	166.753
Transportation of passengers.....		ID5	21221	131.036	133.806	142.677	137.406	138.739
Transportation and warehousing of goods.....		ID5	21222	161.679	164.571	164.884	167.756	168.320
Services less trade, transportation, and warehousing.....		ID5	2121	120.491	120.831	122.099	123.271	125.354
Construction.....		ID5	213	138.071	139.191	140.420	142.018	142.182

See footnotes at end of table.

Table 5. Producer price indexes for Final Demand-Intermediate Demand groupings, not seasonally adjusted — Continued

[August 2022, Index base Nov. 2009=100, unless otherwise indicated]

Title	Other index base	Commodity code		Unadjusted index ¹				
		Group code	Item code	Apr. 2022	May 2022 ^P	June 2022 ^P	July 2022 ^P	Aug. 2022 ^P
Inputs to stage 2 services producers.....		ID5	22	135.568	135.757	136.508	137.009	138.793
Goods.....		ID5	221	144.967	148.286	151.007	149.553	148.955
Foods.....		ID5	2211	135.845	136.294	136.029	135.927	136.826
Energy.....		ID5	2212	182.902	210.500	239.294	204.769	190.874
Goods excluding foods and energy.....		ID5	2213	143.010	144.850	145.976	146.567	146.784
Services.....		ID5	222	133.796	133.492	133.935	134.672	136.865
Trade services.....		ID5	2223	184.186	172.939	174.054	180.008	189.752
Transportation and warehousing services.....		ID5	2222	170.758	167.708	165.516	166.209	169.340
Transportation of passengers.....		ID5	22221	130.905	133.817	143.039	137.505	138.907
Transportation and warehousing of goods.....		ID5	22222	178.880	174.662	170.363	172.203	175.666
Services less trade, transportation, and warehousing.....		ID5	2221	129.413	129.969	130.583	131.024	132.721
Construction.....		ID5	223	138.071	139.191	140.420	142.018	142.182
Stage 1 Intermediate Demand								
Stage 1 intermediate demand.....		ID5	1	147.248	150.206	151.904	149.272	148.138
Inputs to stage 1 goods producers.....		ID5	11	155.950	160.414	161.186	156.849	154.302
Goods.....		ID5	111	158.424	163.508	165.584	159.875	156.128
Foods.....		ID5	1111	183.117	184.981	185.281	173.074	172.034
Energy.....		ID5	1112	138.752	152.839	168.716	152.756	148.212
Goods excluding foods and energy.....		ID5	1113	162.979	166.609	165.761	163.446	159.331
Services.....		ID5	112	153.257	156.153	153.410	152.676	153.318
Trade services.....		ID5	1123	171.459	175.215	169.929	169.646	169.671
Transportation and warehousing services.....		ID5	1122	146.305	153.749	156.688	157.324	160.550
Transportation of passengers.....		ID5	11221	130.442	133.372	142.633	137.065	138.476
Transportation and warehousing of goods.....		ID5	11222	148.640	157.148	158.950	160.695	164.242
Services less trade, transportation, and warehousing.....		ID5	1121	106.076	106.737	106.868	105.389	106.314
Construction.....		ID5	113	138.071	139.191	140.420	142.018	142.182
Inputs to stage 1 services producers.....		ID5	12	139.630	142.084	144.592	143.147	142.883
Goods.....		ID5	121	147.828	153.563	160.959	155.972	151.797
Foods.....		ID5	1211	204.364	220.240	200.196	194.418	187.724
Energy.....		ID5	1212	176.731	191.069	212.718	195.094	180.348
Goods excluding foods and energy.....		ID5	1213	141.637	143.446	144.454	145.347	146.102
Services.....		ID5	122	135.237	136.041	136.104	136.429	138.118
Trade services.....		ID5	1223	165.763	167.749	168.090	168.682	169.844
Transportation and warehousing services.....		ID5	1222	139.509	141.290	144.214	144.014	143.714
Transportation of passengers.....		ID5	12221	130.364	133.293	142.547	136.983	138.393
Transportation and warehousing of goods.....		ID5	12222	159.342	160.657	160.323	163.122	161.829
Services less trade, transportation, and warehousing.....		ID5	1221	130.043	130.573	130.226	130.587	132.585
Construction.....		ID5	123	138.071	139.191	140.420	142.018	142.182
Inputs to stage 1 construction producers.....		ID5	13	169.614	170.932	171.652	168.126	166.851
Goods.....		ID5	131	163.852	167.116	171.075	168.409	166.442
Energy.....		ID5	1312	184.211	203.060	227.547	200.374	177.481
Goods excluding foods and energy.....		ID5	1313	163.800	165.086	166.444	166.915	167.632
Services.....		ID5	132	181.021	178.497	172.842	167.623	167.710
Trade services.....		ID5	1323	190.772	187.003	180.095	173.846	174.350
Transportation and warehousing services.....		ID5	1322	134.062	137.160	136.950	136.287	134.090
Transportation and warehousing of goods.....		ID5	13222	138.670	141.874	141.657	140.971	138.699
Services less trade, transportation, and warehousing.....		ID5	1321	126.247	127.593	129.120	129.108	132.795
Intermediate Demand by Production Flow Special Groupings								
Total goods inputs to stage 4 intermediate demand.....	04/10	ID5	9411	143.203	145.780	147.777	146.455	145.841
Total services inputs to stage 4 intermediate demand.....	04/10	ID5	9412	141.188	141.637	141.063	140.986	142.708
Total construction inputs to stage 4 intermediate demand.....	04/10	ID5	9413	136.927	138.038	139.257	140.841	141.004
Total foods inputs to stage 4 intermediate demand.....	04/10	ID5	9414	154.044	156.486	157.134	153.782	152.821
Total energy goods inputs to stage 4 intermediate demand.....	04/10	ID5	9415	133.780	142.556	157.254	149.373	143.090
Total goods less foods and energy inputs to stage 4 intermediate demand.....	04/10	ID5	9416	144.167	145.853	146.160	146.103	146.380
Total goods inputs to stage 3 intermediate demand.....	04/10	ID5	9311	156.913	162.645	164.807	160.236	153.442
Total services inputs to stage 3 intermediate demand.....	04/10	ID5	9312	140.033	140.662	140.038	140.470	140.885
Total construction inputs to stage 3 intermediate demand.....	04/10	ID5	9313	136.927	138.038	139.257	140.841	141.004
Total foods inputs to stage 3 intermediate demand.....	04/10	ID5	9314	181.392	183.485	181.067	177.988	169.651
Total energy goods inputs to stage 3 intermediate demand.....	04/10	ID5	9315	161.631	178.161	193.884	175.998	159.144
Total goods less foods and energy inputs to stage 3 intermediate demand.....	04/10	ID5	9316	151.069	154.937	154.594	153.523	150.296
Total goods inputs to stage 2 intermediate demand.....	04/10	ID5	9211	142.884	152.472	160.790	144.410	152.714
Total services inputs to stage 2 intermediate demand.....	04/10	ID5	9212	135.841	135.839	136.251	137.216	139.261
Total construction inputs to stage 2 intermediate demand.....	04/10	ID5	9213	136.927	138.038	139.257	140.841	141.004
Total foods inputs to stage 2 intermediate demand.....	04/10	ID5	9214	179.990	180.051	183.126	174.662	175.421
Total energy goods inputs to stage 2 intermediate demand.....	04/10	ID5	9215	125.689	143.578	159.166	131.124	147.415
Total goods less foods and energy inputs to stage 2 intermediate demand.....	04/10	ID5	9216	146.541	146.666	146.071	144.439	143.161
Total goods inputs to stage 1 intermediate demand.....	04/10	ID5	9111	138.422	142.889	146.641	142.215	139.002

See footnotes at end of table.

Table 5. Producer price indexes for Final Demand-Intermediate Demand groupings, not seasonally adjusted — Continued

[August 2022, Index base Nov. 2009=100, unless otherwise indicated]

Title	Other index base	Commodity code		Unadjusted index ¹				
		Group code	Item code	Apr. 2022	May 2022 ^p	June 2022 ^p	July 2022 ^p	Aug. 2022 ^p
Total services inputs to stage 1 intermediate demand.....	04/10	ID5	9112	141.162	142.073	141.157	140.836	142.189
Total construction inputs to stage 1 intermediate demand.....	04/10	ID5	9117	136.927	138.038	139.257	140.841	141.004
Total foods inputs to stage 1 intermediate demand.....	04/10	ID5	9114	172.835	174.892	174.777	163.406	162.317
Total energy goods inputs to stage 1 intermediate demand.....	04/10	ID5	9115	156.825	170.889	189.853	172.727	161.561
Total goods less foods and energy inputs to stage 1 intermediate demand.....	04/10	ID5	9116	129.581	131.713	131.878	131.291	130.000

¹ All indexes are subject to revision for 4 months after their originally scheduled publication to incorporate late reports and corrections by survey respondents. In addition, seasonally adjusted indexes are subject to change for up to 5 years due to the recalculation of seasonal factors published each January.

² PPI defines Total finished as including only the personal consumption and private capital investment portions of final demand.

³ Trade indexes measure changes in margins received by wholesalers and retailers.

⁴ The PPI definition of foods does not include food and beverages for immediate consumption. PPI defines food and beverages for immediate consumption as the service of preparing meals, snacks, and beverages to customer order for immediate on-premises and off-premises consumption.

⁵ Distributive services include transportation, warehousing, and trade of goods.

⁶ Includes intermediate trade, transportation, and warehousing services.

⁷ Includes crude petroleum.

⁸ Excludes crude petroleum.

p Preliminary

"/" Data not available.

Table 6. Producer price index percentage changes for selected aggregate commodity and service groupings, not seasonally adjusted
 [August 2022]

Title	Commodity code		Unadjusted 12-month percent change ¹	Unadjusted 1-month percent change ¹				
	Group code	Item code		Aug. 2021 to Aug. 2022 ^P	Mar. to Apr.	Apr. to May ^P	May to June ^P	June to July ^P
Goods								
All commodities.....	00	000000	15.3	2.0	3.0	2.5	-2.9	-1.1
Farm products, processed foods and feeds.....	PFF	PLUS02	14.4	3.2	1.1	0.2	-0.7	-0.7
Farm products.....	01	—	22.3	4.6	0.7	-0.9	-2.2	-2.9
Processed foods and feeds.....	02	—	11.2	2.5	1.3	0.7	0.1	0.3
Industrial commodities.....	IND	THRU15	15.5	1.8	3.4	3.0	-3.3	-1.2
Textile products and apparel.....	03	—	13.3	2.0	1.0	0.8	0.9	0.6
Hides, skins, leather, and related products.....	04	—	-9.2	-0.2	-2.0	0.0	1.8	-0.5
Fuels and related products and power.....	05	—	37.3	3.6	9.4	10.0	-10.1	-3.0
Chemicals and allied products.....	06	—	8.2	1.9	1.9	0.8	0.4	-2.3
Rubber and plastic products.....	07	—	15.9	1.5	1.1	1.4	1.0	0.6
Lumber and wood products.....	08	—	10.1	-4.4	0.7	-6.6	-0.7	-0.5
Pulp, paper, and allied products.....	09	—	14.0	1.0	0.9	0.8	0.2	0.8
Metals and metal products.....	10	—	3.4	1.7	1.0	-1.6	-3.2	-1.5
Machinery and equipment.....	11	—	10.8	1.3	0.8	0.8	0.6	0.5
Furniture and household durables.....	12	—	10.4	0.0	0.8	1.0	0.7	0.7
Nonmetallic mineral products.....	13	—	13.4	0.9	1.0	1.3	1.8	1.0
Transportation equipment.....	14	—	5.2	0.6	0.5	0.4	0.3	0.4
Miscellaneous products.....	15	—	9.1	0.8	1.0	0.5	0.3	0.7
Industrial commodities less fuels.....	ILF	T15M05	8.5	1.1	1.0	0.1	-0.2	-0.4
Other commodity groupings								
Petroleum products, refined.....	05	7	39.8	3.1	11.3	11.5	-12.7	-13.6
Industrial chemicals.....	06	1	10.0	1.1	4.2	1.4	2.2	-5.9
Rubber and rubber products.....	07	1	13.6	2.2	0.5	1.1	1.5	0.5
Lumber.....	08	1	10.1	-13.6	2.7	-18.6	0.0	-3.0
Iron and steel.....	10	1	-5.7	2.0	4.7	-3.2	-4.5	-5.1
Nonferrous metals.....	10	2	-0.5	1.5	-4.4	-2.7	-6.6	1.3
General purpose machinery and equipment.....	11	4	15.7	1.8	1.3	1.1	0.9	0.6
Electrical machinery and equipment.....	11	7	8.8	0.3	0.6	0.8	0.7	0.3
Electronic components and accessories.....	11	78	3.6	-0.4	0.4	0.7	-0.2	-0.3
Aircraft and aircraft equipment.....	14	2	4.1	0.3	0.3	0.4	0.2	0.3
Services and construction								
Transportation services.....	30	—	16.5	2.4	2.0	1.2	-0.3	-0.6
Services related to transportation activities.....	31	—	7.4	0.2	-2.0	-1.9	0.8	1.6
Warehousing, storage, and related activities.....	32	—	8.7	5.7	-6.0	4.1	4.4	-5.3
Publishing sales, excluding software.....	33	—	4.0	0.2	0.6	0.3	0.3	0.1
Software publishing.....	34	—	0.8	-0.8	0.7	0.2	0.0	0.0
Network compensation from broadcast and cable television and radio.....	35	—	3.7	0.0	0.0	1.1	0.0	0.0
Advertising space and time sales.....	36	—	4.9	0.8	2.7	-2.4	-1.2	-2.1
Telecommunication, cable, and internet user services.....	37	—	2.1	0.0	0.2	0.0	0.9	0.1
Data processing and related services.....	38	—	-1.9	0.1	0.1	-0.4	-0.3	-0.4
Credit intermediation services (partial).....	39	—	11.8	2.0	-0.4	3.1	2.5	5.3
Investment services.....	40	—	-6.5	-1.2	0.4	-3.9	-4.0	4.0
Insurance and annuities.....	41	—	1.7	0.1	0.1	0.2	0.4	0.1
Commissions and fees from sales and administration of insurance policies (partial).....	42	—	0.2	0.0	0.0	0.0	0.0	0.0
Real estate services (partial).....	43	—	6.7	1.8	-0.4	-0.3	0.8	3.0
Rental and leasing of goods (partial).....	44	—	3.8	1.2	-1.2	2.9	1.2	1.0
Professional services (partial).....	45	—	3.9	0.1	-0.2	0.1	0.0	0.2
Employment services.....	46	—	5.0	0.1	0.7	0.1	-0.3	0.1
Travel arrangement services.....	47	—	3.9	2.3	0.7	1.1	0.8	0.4
Selected security services (partial).....	48	—	7.0	0.8	-0.2	2.8	0.1	-0.1
Cleaning and building maintenance services (partial).....	49	—	7.4	1.1	0.5	0.0	-0.1	-0.1
Waste collection and remediation services (partial).....	50	—	9.4	1.0	-0.2	-0.2	2.4	0.8
Health care services.....	51	—	2.7	-0.1	0.1	0.3	0.5	-0.1
Accommodation services.....	53	—	10.9	-4.7	-2.5	8.9	2.7	-6.3
Food and beverages for immediate consumption services (partial).....	54	—	-1.1	-1.4	1.5	0.3	0.7	0.1
Repair and maintenance services (partial).....	55	—	5.5	0.3	0.2	0.4	0.2	0.5
Entertainment services (partial).....	56	—	2.2	-1.6	0.0	-0.4	1.4	-1.2
Wholesale trade services.....	57	—	10.6	1.2	1.0	-0.1	0.8	0.2
Retail trade services.....	58	—	13.2	0.0	-0.7	0.1	0.4	1.6
Metal treatment services.....	59	—	11.9	1.2	0.4	-0.2	1.5	0.6

See footnotes at end of table.

Table 6. Producer price index percentage changes for selected aggregate commodity and service groupings, not seasonally adjusted — Continued
 [August 2022]

Title	Commodity code		Unadjusted 12-month percent change ¹	Unadjusted 1-month percent change ¹				
	Group code	Item code		Aug. 2021 to Aug. 2022 ^p	Mar. to Apr.	Apr. to May ^p	May to June ^p	June to July ^p
Mining services.....	60	—	11.1	0.0	2.2	0.9	-1.2	1.1
Contract work on textile products, apparel, and leather.....	61	—	5.7	0.2	0.3	0.1	0.0	0.1
Construction (partial).....	80	—	20.3	3.0	0.4	0.6	4.2	0.2

¹ All indexes are subject to revision for 4 months after their originally scheduled publication to incorporate late reports and corrections by survey respondents.

^p Preliminary

“—” Data not available.

NOTE: The term “(partial)” denotes incomplete coverage of the index category.

Table 7. Producer price index percentage changes for commodity and service groupings and individual items, not seasonally adjusted
 [August 2022]

Title	Commodity code		Unadjusted 12-month percent change ¹	Unadjusted 1-month percent change ¹				
	Group code	Item code		Aug. 2021 to Aug. 2022 ^P	Mar. to Apr.	Apr. to May ^P	May to June ^P	June to July ^P
Goods								
All commodities.....	00	000000	15.3	2.0	3.0	2.5	-2.9	-1.1
Industrial commodities.....	IND	THRU15	15.5	1.8	3.4	3.0	-3.3	-1.2
Farm products, processed foods and feeds.....	PFF	PLUS02	14.4	3.2	1.1	0.2	-0.7	-0.7
Farm products.....	01	—	22.3	4.6	0.7	-0.9	-2.2	-2.9
Fruits & melons, fresh/dry vegs. & nuts.....	01	1	29.4	-8.9	0.7	-1.3	5.8	0.8
Fresh fruits and melons.....	01	11	21.9	8.3	-1.1	-1.6	2.0	0.2
Citrus fruits.....	01	1101	29.5	1.5	5.3	14.0	0.8	0.1
Grapefruits.....	01	110101	3.7	-4.9	1.3	-2.0	0.8	-1.6
Lemons.....	01	110104	-35.3	-1.1	0.2	-0.3	2.6	0.0
Valencia oranges.....	01	110105	28.3	-1.3	3.4	18.2	0.5	0.5
Navel oranges.....	01	110106	—	6.4	9.1	16.8	—	—
Other fruits and berries.....	01	1102	17.9	5.0	4.2	-4.6	0.6	0.7
Plums and fresh prunes.....	01	110201	40.2	—	—	—	—	2.4
Nectarines.....	01	110202	47.9	—	—	—	-0.3	-7.6
Cherries.....	01	110203	—	—	—	—	—	—
Apricots.....	01	110204	—	—	—	-29.3	—	—
Avocados.....	01	110205	47.1	4.3	10.6	6.6	-7.1	2.5
Granny Smith apples.....	01	110208	—	-13.6	0.0	-12.0	0.0	0.0
Golden delicious apples.....	01	110211	—	-5.4	0.0	-1.2	0.0	—
Red delicious apples.....	01	110215	-3.8	-6.3	0.0	0.0	-1.2	0.0
McIntosh apples.....	01	110216	—	0.0	0.0	0.0	—	—
Peaches.....	01	110219	52.7	—	—	—	8.9	-14.5
Gala apples.....	01	110220	-9.1	-2.7	-1.9	-1.1	0.0	0.0
Pears.....	01	110221	17.0	-0.7	2.5	0.0	0.0	32.1
Strawberries.....	01	110222	19.6	27.3	-17.9	-47.8	41.7	88.2
Raspberries.....	01	110224	0.0	—	—	—	—	26.7
Blackberries.....	01	110225	12.5	—	—	—	13.5	22.0
Blueberries.....	01	110227	-3.5	—	—	-13.2	-39.4	-40.8
Grapes.....	01	110228	13.9	0.0	0.0	0.0	1.5	-8.3
Table grapes.....	01	1102281	-0.4	—	—	—	—	—
Wine grapes.....	01	1102283	21.8	0.0	0.0	0.0	0.0	0.0
Juice grapes.....	01	1102284	40.4	0.0	0.0	0.0	40.4	0.0
Fuji apples.....	01	110229	12.3	0.0	2.5	-1.7	0.0	0.0
Empire apples.....	01	110230	—	0.0	0.5	—	—	—
Melons.....	01	1103	39.2	—	-47.4	-29.1	32.8	-5.5
Cantaloupes.....	01	110301	17.5	—	—	—	62.0	-23.7
Honeydews.....	01	110302	24.7	—	—	—	-2.3	-6.6
Watermelons.....	01	110303	59.2	—	-47.4	-14.7	25.4	9.3
Fresh and dry vegetables.....	01	13	45.2	-26.6	3.5	0.0	12.7	1.7
Dry vegetables.....	01	1301	2.2	-0.3	0.8	4.0	-8.4	-5.4
Dry beans.....	01	13011	13.3	1.3	2.4	-0.3	0.5	-1.4
Dry pinto beans.....	01	130110	14.5	2.7	2.7	0.0	0.0	-2.6
Dry great northern beans.....	01	130111	16.7	5.0	11.1	0.0	0.0	0.0
Dry pink beans.....	01	130112	—	0.0	0.0	—	—	—
Dry pea beans.....	01	130113	20.9	0.0	3.5	0.0	0.0	0.0
Dry kidney beans.....	01	130114	18.6	-0.7	5.7	—	—	1.6
Dry small red beans.....	01	130115	—	-0.5	0.0	-3.1	1.7	0.0
Dry garbanzo beans.....	01	130116	9.1	0.0	0.0	-1.2	0.0	-5.1
Dry black beans.....	01	130117	5.7	0.0	0.0	-0.7	-0.6	0.7
Dry peas and lentils.....	01	13012	-11.8	-2.2	-1.3	9.7	-18.8	-11.3
Dry peas.....	01	130120	-13.4	2.8	-1.8	9.9	-22.0	-13.5
Dry lentils.....	01	130121	-8.1	-13.8	0.0	9.2	-10.2	-6.1
Fresh vegetables, except potatoes.....	01	1302	18.3	-36.3	4.5	-5.1	11.4	-18.3
Cabbage.....	01	130211	51.5	-10.9	38.6	-14.1	26.9	-5.5
Carrots.....	01	130212	-1.4	1.0	-0.3	-17.9	1.2	-9.7
Celery.....	01	130213	20.9	-43.4	150.2	-48.2	-8.9	-28.2
Sweet corn.....	01	130214	57.4	-11.8	-8.2	11.2	91.5	-41.2
Lettuce.....	01	130215	24.9	-67.8	17.6	-16.1	8.8	-8.2
Dry onions.....	01	130216	54.2	-20.0	4.3	-4.3	47.2	-32.7
Tomatoes.....	01	130217	21.3	24.7	8.6	29.1	-39.6	37.1
Snap beans.....	01	130218	7.1	-10.5	83.7	-43.5	—	—
Green peas.....	01	130219	-0.7	—	—	—	—	19.6

See footnotes at end of table.

Table 7. Producer price index percentage changes for commodity and service groupings and individual items, not seasonally adjusted — Continued
[August 2022]

Title	Commodity code		Unadjusted 12-month percent change ¹	Unadjusted 1-month percent change ¹				
	Group code	Item code		Aug. 2021 to Aug. 2022 ^P	Mar. to Apr.	Apr. to May ^P	May to June ^P	June to July ^P
Asparagus.....	01	130221	-	-	-	-44.8	-	-
Broccoli.....	01	130222	-17.8	56.1	-17.2	-2.9	82.5	-53.0
Cauliflower.....	01	130223	-19.2	-45.1	15.2	-39.6	29.6	-28.4
Spinach.....	01	130224	-30.3	-8.6	0.9	-18.3	9.1	-3.6
Greens.....	01	130225	21.4	-0.2	8.6	1.4	-0.3	-1.9
Endive.....	01	130226	1.4	-4.8	18.4	-1.7	-10.7	-3.1
Green peppers.....	01	130228	38.8	22.6	-37.1	54.9	-38.6	-13.9
Eggplant.....	01	130229	-	4.5	-34.6	-	-	-
Squash.....	01	130231	-46.8	-61.6	-8.7	24.6	17.0	10.9
Beets.....	01	130232	5.2	7.5	8.5	-5.9	9.8	-0.2
Cucumbers.....	01	130234	-2.9	-	-38.0	-20.2	45.6	-20.7
Artichokes.....	01	130235	-17.8	58.1	-7.1	-25.1	-8.8	33.6
Sweet potatoes.....	01	1303	7.2	0.0	0.0	-0.7	-0.9	0.5
Sweet potatoes.....	01	130301	7.2	0.0	0.0	-0.7	-0.9	0.5
Potatoes.....	01	1306	115.3	1.3	2.0	12.1	21.7	42.2
Long white potatoes.....	01	130601	-	-	-	-	7.8	-
Round white potatoes.....	01	130602	-	0.0	-0.5	-	-	-
Russet potatoes.....	01	130603	133.0	0.9	2.6	8.0	34.2	46.0
Round red potatoes.....	01	130604	31.1	9.3	0.0	57.7	-13.0	-6.6
Tree nuts.....	01	19	14.8	1.0	-0.3	-3.6	0.0	0.0
Tree nuts.....	01	1901	14.8	1.0	-0.3	-3.6	0.0	0.0
Pecans.....	01	190101	17.2	0.0	0.0	0.0	0.0	0.0
Almonds.....	01	190102	18.3	0.0	0.0	0.0	0.0	0.0
Filberts.....	01	190103	21.2	0.0	0.0	0.0	0.0	0.0
Walnuts.....	01	190104	28.0	0.0	0.0	1.0	0.0	0.0
Macadamias.....	01	190105	0.0	0.0	0.0	0.0	0.0	0.0
Pistachios.....	01	190106	-2.9	5.2	-1.6	-18.3	0.0	0.0
Grains.....	01	2	8.6	5.4	1.3	0.1	-13.2	-2.3
Wheat.....	01	21	4.0	4.3	1.1	-4.1	-22.7	-2.8
Wheat.....	01	2101	4.0	4.3	1.1	-4.1	-22.7	-2.8
Hard red winter wheat.....	01	210101	14.9	3.4	1.3	-2.8	-24.4	-2.9
Hard red spring wheat.....	01	210102	-5.2	11.4	3.7	-9.2	-17.8	-5.3
Soft white wheat.....	01	210103	-8.3	-1.4	-2.0	3.6	-25.0	3.4
Soft red winter wheat.....	01	210104	5.7	2.7	-1.4	-5.8	-22.7	-2.8
Hard amber durum wheat.....	01	210105	-20.5	-0.9	0.4	1.3	-22.3	-1.5
Other grains.....	01	22	9.4	5.9	1.4	1.3	-10.9	-2.4
Barley.....	01	2201	25.6	0.9	0.7	2.0	-7.6	-7.7
Barley.....	01	220101	25.6	0.9	0.7	2.0	-7.6	-7.7
Corn.....	01	2202	9.1	6.0	1.4	1.3	-10.6	-2.5
Corn.....	01	220205	9.1	6.0	1.4	1.3	-10.6	-2.5
Oats.....	01	2203	7.4	8.0	-7.9	4.6	-29.3	-10.8
Oats.....	01	220311	7.4	8.0	-7.9	4.6	-29.3	-10.8
Sorghum.....	01	2205	16.3	4.3	3.0	1.3	-23.9	12.6
Sorghum.....	01	220501	16.3	4.3	3.0	1.3	-23.9	12.6
Rough rice.....	01	23	17.8	2.4	1.0	3.0	-1.1	2.5
Rough rice.....	01	2301	17.8	2.4	1.0	3.0	-1.1	2.5
Rough rice.....	01	230103	17.8	2.4	1.0	3.0	-1.1	2.5
Long grain rough rice.....	01	2301031	14.5	1.4	1.4	2.8	-1.6	3.7
Medium/short grain rough rice.....	01	2301032	26.0	4.6	0.0	3.6	0.0	0.0
Livestock.....	01	3	17.3	0.0	-0.4	1.9	3.8	4.7
Slaughter cattle.....	01	31	17.6	0.6	-0.6	3.5	-2.6	2.6
Slaughter steers and heifers.....	01	3101	16.9	1.9	0.9	0.4	-0.3	1.2
Slaughter steers and heifers.....	01	310199	16.9	1.9	0.9	0.4	-0.3	1.2
Slaughter cows and bulls.....	01	3102	19.8	-4.8	-7.5	18.4	-12.3	8.8
Slaughter cows and bulls.....	01	310299	19.8	-4.8	-7.5	18.4	-12.3	8.8
Slaughter vealers.....	01	3103	26.0	1.7	6.8	1.0	3.1	1.6
Slaughter vealers.....	01	310399	26.0	1.7	6.8	1.0	3.1	1.6
Slaughter hogs.....	01	32	21.8	-0.4	1.3	4.9	16.1	8.9
Slaughter barrows and gilts.....	01	3201	22.6	-0.9	2.3	6.4	16.1	7.9
Slaughter barrows and gilts.....	01	320199	22.6	-0.9	2.3	6.4	16.1	7.9
Slaughter sows.....	01	3202	-1.6	14.3	-19.8	-37.4	13.3	55.1
Slaughter sows.....	01	320299	-1.6	14.3	-19.8	-37.4	13.3	55.1
Slaughter lambs.....	01	33	-41.1	-0.9	-7.9	-28.5	-19.1	-2.6

See footnotes at end of table.

Table 7. Producer price index percentage changes for commodity and service groupings and individual items, not seasonally adjusted — Continued
 [August 2022]

Title	Commodity code		Unadjusted 12-month percent change ¹	Unadjusted 1-month percent change ¹				
	Group code	Item code		Aug. 2021 to Aug. 2022 ^P	Mar. to Apr.	Apr. to May ^P	May to June ^P	June to July ^P
Slaughter lambs.....	01	3301	-41.1	-0.9	-7.9	-28.5	-19.1	-2.6
Slaughter lambs.....	01	330199	-41.1	-0.9	-7.9	-28.5	-19.1	-2.6
Feeder and replacement cattle.....	01	34	-	-0.3	-1.4	-1.5	2.2	3.4
Feeder and replacement cattle.....	01	3401	-	-0.3	-1.4	-1.5	2.2	3.4
Feeder and replacement cattle.....	01	340199	-	-0.3	-1.4	-1.5	2.2	3.4
Slaughter poultry.....	01	4	29.2	12.1	2.1	-1.5	-4.2	-13.9
Slaughter chickens.....	01	41	30.2	13.4	2.2	-2.6	-6.3	-17.1
Broilers and other meat type chickens.....	01	4102	30.2	13.4	2.2	-2.6	-6.3	-17.1
Slaughter chickens.....	01	410299	30.2	13.4	2.2	-2.6	-6.3	-17.1
Slaughter turkeys.....	01	42	27.6	5.7	1.3	5.6	8.8	2.3
Slaughter turkeys.....	01	4201	27.6	5.7	1.3	5.6	8.8	2.3
Slaughter turkeys.....	01	420199	27.6	5.7	1.3	5.6	8.8	2.3
Slaughter ducks.....	01	43	7.6	0.0	1.4	1.4	0.0	0.0
Slaughter ducks.....	01	4301	7.6	0.0	1.4	1.4	0.0	0.0
Slaughter ducks.....	01	430199	7.6	0.0	1.4	1.4	0.0	0.0
Raw cotton.....	01	5	24.4	12.9	3.7	-0.1	-23.8	4.7
Raw cotton.....	01	51	24.4	12.9	3.7	-0.1	-23.8	4.7
Raw cotton.....	01	5101	24.4	12.9	3.7	-0.1	-23.8	4.7
Raw cotton.....	01	510101	24.4	12.9	3.7	-0.1	-23.8	4.7
Upland cotton.....	01	5101011	20.2	14.0	4.0	-0.1	-25.4	5.2
Pima cotton.....	01	5101012	104.5	0.0	0.0	0.0	0.0	0.0
Raw milk.....	01	6	42.0	4.6	0.7	-1.5	0.0	-6.6
Raw milk.....	01	61	42.0	4.6	0.7	-1.5	0.0	-6.6
Raw milk.....	01	6101	42.0	4.6	0.7	-1.5	0.0	-6.6
Raw milk.....	01	610102	42.0	4.6	0.7	-1.5	0.0	-6.6
Chicken eggs.....	01	7	139.6	110.1	2.4	-30.2	43.1	-24.4
Chicken eggs.....	01	71	139.6	110.1	2.4	-30.2	43.1	-24.4
Eggs for fresh use.....	01	7107	104.7	82.0	-0.3	-23.8	44.2	-25.0
Eggs, jumbo.....	01	710701	76.7	64.7	-1.6	-20.8	48.7	-22.9
Eggs, extra large.....	01	710702	90.4	82.4	-2.1	-18.8	44.7	-27.0
Eggs, large.....	01	710703	110.1	83.5	-1.6	-24.1	53.3	-27.3
Eggs, medium.....	01	710704	108.9	79.3	8.2	-29.8	5.5	-8.1
Eggs, small.....	01	710705	91.9	61.1	-6.1	-1.3	2.0	0.0
Breaker stock and checks and undergrades.....	01	7108	225.5	164.5	5.9	-38.2	41.4	-23.5
Breaker stock.....	01	710801	219.6	160.9	6.0	-37.8	41.0	-23.8
Checks and undergrades.....	01	710802	276.0	193.4	5.5	-41.1	44.4	-21.6
Hay, hayseeds, and oilseeds.....	01	8	13.0	0.3	-0.8	4.3	-7.6	-0.7
Hay and hayseeds.....	01	81	32.5	-11.5	10.1	-1.0	12.5	-3.6
Hay and hayseeds.....	01	8101	32.5	-11.5	10.1	-1.0	12.5	-3.6
Alfalfa hay.....	01	810101	35.9	-5.0	7.7	-3.6	4.4	-1.2
All other hay.....	01	810102	28.8	-19.5	13.7	2.8	23.3	-6.2
Oilseeds.....	01	83	9.5	2.5	-2.5	5.2	-11.2	-0.1
Oilseeds.....	01	8301	9.5	2.5	-2.5	5.2	-11.2	-0.1
Peanuts.....	01	830111	20.6	5.4	1.4	0.8	0.8	1.6
Cottonseed.....	01	830121	20.9	7.1	10.9	3.7	-1.0	-3.3
Soybeans.....	01	830131	9.3	2.0	-3.3	5.7	-11.4	0.3
Flaxseed.....	01	830151	21.2	7.4	3.4	-10.0	-22.2	-14.3
Sunflower.....	01	830161	3.5	5.8	6.1	2.2	-19.1	-8.4
Canola.....	01	830171	-10.4	17.1	-0.7	-0.7	-23.8	-3.2
Miscellaneous oil crops.....	01	830181	17.5	1.7	1.3	-1.2	0.0	0.0
Processed foods and feeds.....	02	-	11.2	2.5	1.3	0.7	0.1	0.3
Cereal and bakery products.....	02	1	14.8	1.9	2.7	0.1	0.8	0.2
Bakery products.....	02	11	14.4	0.9	0.9	0.4	1.9	1.5
Bread (white, wheat, rye, etc.), including frozen.....	02	1102	16.2	0.5	0.9	-0.2	3.3	2.8
Bread (white, wheat, rye, etc.), including frozen.....	02	110201	16.2	0.5	0.9	-0.2	3.3	2.8
White pan bread.....	02	11020111	22.3	0.4	0.5	-0.3	5.7	4.5
White hearth bread (French, Italian, etc.).....	02	11020112	11.1	1.5	0.4	0.0	1.2	0.5
Dark wheat breads (whole wheat, cracked wheat, multigrain, etc.)....	02	11020113	13.5	-1.5	2.8	-0.4	1.2	3.5
Other variety breads (rye, unleavened, raisin, potato, self-rising, salt-free, canned, etc.).....	02	11020114	9.8	2.0	0.6	0.0	1.5	0.1

See footnotes at end of table.

Table 7. Producer price index percentage changes for commodity and service groupings and individual items, not seasonally adjusted — Continued
[August 2022]

Title	Commodity code		Unadjusted 12-month percent change ¹	Unadjusted 1-month percent change ¹				
	Group code	Item code		Aug. 2021 to Aug. 2022 ^P	Mar. to Apr.	Apr. to May ^P	May to June ^P	June to July ^P
Rolls (bread-type), muffins, bagels, and croissants.....	02	1105	15.5	3.3	-0.6	-0.1	2.2	1.6
Rolls (bread-type), muffins, bagels, and croissants.....	02	110505	15.5	3.3	-0.6	-0.1	2.2	1.6
Rolls, hamburger and wiener.....	02	11050501	16.7	2.0	-1.3	-1.3	1.5	3.2
All other rolls, bread-type (incl. muffins, bagels, and croissants).....	02	11050502	14.4	4.7	0.1	1.1	2.9	0.0
Other sweet goods, excluding frozen.....	02	1107	16.6	0.4	-0.2	0.8	1.5	0.5
Other sweet goods, excluding frozen.....	02	110703	16.6	0.4	-0.2	0.8	1.5	0.5
Soft cakes, excluding frozen.....	02	1108	18.4	-0.2	0.9	0.7	1.0	0.9
Soft cakes, excluding frozen.....	02	110803	18.4	-0.2	0.9	0.7	1.0	0.9
Cookies, crackers, and related products.....	02	1121	7.7	0.4	1.5	0.1	0.9	0.1
Cookies, wafers, and ice cream cones and cups (excluding frozen).....	02	112103	13.4	0.7	2.5	0.0	1.6	0.1
Crackers, biscuits, and related products.....	02	112104	0.2	0.0	0.1	0.1	0.0	0.0
Crackers, biscuits, and related products.....	02	1121042	0.2	0.0	0.1	0.1	0.0	0.0
Retail bakery products.....	02	1130	17.6	0.0	2.7	3.3	0.4	1.4
Retail bakery products.....	02	113001	17.6	0.0	2.7	3.3	0.4	1.4
Flour and flour base mixes and doughs.....	02	12	14.8	3.3	5.4	-0.1	-2.7	-1.8
Wheat flour.....	02	1203	11.1	2.2	5.3	-0.5	-6.4	-3.3
Wheat flour.....	02	120301	11.1	2.2	5.3	-0.5	-6.4	-3.3
Flour base mixes and doughs.....	02	1204	19.2	4.7	5.5	0.4	1.8	-0.1
Flour base mixes and doughs.....	02	120401	19.2	4.7	5.5	0.4	1.8	-0.1
Prepared flour mixes, including refrigerated and frozen doughs and batters, made in flour mills.....	02	1204011	17.3	0.9	4.9	1.4	4.5	-0.4
Flour mixes, excluding cake mixes, made from purchased flour.....	02	1204013	19.8	5.5	5.4	0.3	1.6	0.0
Milled rice and byproducts.....	02	13	18.8	0.8	1.9	1.1	3.6	1.2
Head rice.....	02	1301	20.4	0.8	1.9	1.3	3.6	1.3
Head rice.....	02	130106	20.4	0.8	1.9	1.3	3.6	1.3
Head rice not packaged with other ingredients.....	02	1301066	21.8	0.9	1.9	1.3	4.0	1.2
Milled rice (incl second heads, screenings, brewers, bran, sharps, rice flour, and byproducts).....	02	1302	10.5	0.8	2.1	0.2	3.4	1.0
Milled rice (incl second heads, screenings, brewers, bran, sharps, rice flour, and byproducts).....	02	130201	10.5	0.8	2.1	0.2	3.4	1.0
Cereal and pasta products.....	02	14	14.9	2.6	4.1	-0.5	1.3	-0.7
Dry macaroni, spaghetti, and egg noodle products, made from purchased flour.....	02	1402	33.3	2.5	3.9	0.0	4.7	0.0
Dry macaroni, spaghetti, and egg noodle products, made from purchased flour.....	02	140203	33.3	2.5	3.9	0.0	4.7	0.0
Dry macaroni, spaghetti, and egg noodle products, made from purchased flour.....	02	14020303	33.3	2.5	3.9	0.0	4.7	0.0
Cereal and mill products, other than flour.....	02	1409	11.0	2.6	4.1	-0.7	0.5	-0.9
Manufactured starch, made by wet milling.....	02	140907	9.2	-1.8	7.2	-3.4	3.7	0.8
Wheat mill products, corn mill products, and other grain mill products except flour.....	02	140908	14.8	-0.1	2.1	0.6	-0.7	-3.3
Wheat mill products, except flour.....	02	1409081	19.0	-1.1	10.8	0.0	-1.5	2.6
Corn mill products.....	02	1409082	10.1	0.2	0.7	-0.3	0.4	-4.6
Other grain mill products.....	02	1409083	23.1	0.1	0.0	3.0	-2.3	-4.3
Breakfast cereal.....	02	140909	10.0	4.8	4.2	-0.5	0.2	-0.3
Meats, poultry, and fish.....	02	2	1.9	2.3	0.5	1.4	0.0	-0.4
Meats.....	02	21	-6.4	1.7	-1.7	1.2	0.3	1.1
Beef and veal products, fresh or frozen.....	02	2101	-12.6	1.1	-3.3	3.1	0.6	-0.2
Beef, fresh/frozen variety meats, not canned or made into sausage, made in slaughtering plants.....	02	210126	-3.2	2.8	-3.0	2.1	-1.1	-5.5
Beef, fresh/frozen whole/half carcass, not canned or made into sausage, misp.....	02	210131	-21.4	-2.4	-1.9	8.3	5.5	-1.7
Beef, fresh/frozen, primal and subprimal cuts, made in slaughtering plants.....	02	210133	-12.5	1.3	-3.5	2.9	0.4	0.1
Lamb/mutton, fresh or frozen, not canned or made into sausage, made in slaughtering plants.....	02	2103	-7.2	-2.4	-1.8	0.9	-2.7	-1.1
Lamb/mutton, fresh or frozen, not canned or made into sausage, made in slaughtering plants.....	02	210321	-7.2	-2.4	-1.8	0.9	-2.7	-1.1
Pork products, fresh, frozen, or processed, except sausage.....	02	2104	-7.7	3.2	-2.7	1.8	-1.2	2.2
Pork, fresh/frozen, unprocessed, all cuts, except sausage, made in slaughtering plants.....	02	210444	-14.8	5.9	-4.4	0.6	1.9	0.8
Pork, processed or cured, not canned or made into sausage.....	02	210447	1.8	0.4	-0.7	3.0	-4.4	3.7
Pork, processed or cured, not canned or made into sausage, made in slaughtering plants.....	02	2104471	-0.9	-0.2	1.7	6.6	-9.8	1.1
Pork, processed or cured, not canned or made into sausage, mfpc.....	02	2104472	2.5	0.6	-1.4	2.0	-2.9	4.4
Pork, sweet-pickled, dry-cured, or dry salt, not canned or made into sausage, mfpc.....	02	21044721	2.0	-0.3	0.2	0.0	0.0	0.1

See footnotes at end of table.

Table 7. Producer price index percentage changes for commodity and service groupings and individual items, not seasonally adjusted — Continued
 [August 2022]

Title	Commodity code		Unadjusted 12-month percent change ¹	Unadjusted 1-month percent change ¹				
	Group code	Item code		Aug. 2021 to Aug. 2022 ^P	Mar. to Apr.	Apr. to May ^P	May to June ^P	June to July ^P
Smoked hams and picnics, excluding canned, made from purchased carcasses.....	02	21044722	16.9	0.7	0.2	5.3	-8.4	15.3
Smoked slab bacon, made from purchased carcasses.....	02	21044723	5.1	-0.4	-0.5	-4.9	-0.6	3.3
Smoked sliced bacon, made from purchased carcasses.....	02	21044724	-10.3	0.5	-3.7	-0.4	-1.5	-1.5
Other smoked pork, not canned or made into sausage, made from purchased carcasses.....	02	21044725	14.2	0.0	3.5	1.7	0.2	-1.0
Boiled ham, barbecue pork, and other cooked pork, excluding canned meats and sausage, mfpc.....	02	21044726	11.7	2.5	0.3	7.6	4.7	1.2
Other meats, fresh, frozen, or canned.....	02	2105	5.6	1.3	1.7	-2.1	1.0	2.4
Fresh/processed sausage, deli & cooked meats, etc.....	02	210503	7.0	1.6	1.7	-1.5	0.6	3.1
Fresh and processed sausage, deli, and cooked meats, made in slaughtering plants.....	02	2105031	6.0	1.5	3.6	1.2	0.6	-0.1
Fresh and processed sausage, deli, and cooked meats, mfpc.....	02	2105032	7.3	1.6	1.1	-2.4	0.6	4.2
Fresh sausage (pork sausage, breakfast links, etc.), excluding canned, mfpc.....	02	21050321	7.0	3.5	4.1	-11.4	1.3	13.4
Dry or semidry sausage (salami, cervelat, pepperoni, summer sausage, pork roll, etc), mfpc.....	02	21050322	9.5	1.5	-0.1	2.0	-0.1	1.0
Frankfurters, including wieners, excluding canned, made from purchased carcasses.....	02	21050323	8.0	1.8	-0.7	1.2	1.1	0.1
Other sausage (smoked or cooked) & jellied goods & similar preparations, excluding canned, mfpc.....	02	21050324	3.5	-0.8	0.7	0.4	0.4	1.3
Boxed meat (beef, pork, lamb, etc.), made from purchased carcasses...	02	210504	6.0	-2.3	3.2	-1.3	1.6	2.5
Canned meats, excluding dog, cat, and baby food.....	02	210579	19.1	0.7	5.4	-7.0	2.0	6.0
Canned meats, excluding dog, cat, and baby food, mfpc.....	02	2105792	-	0.6	5.9	-7.4	-	-
Frozen ground meat patties and other processed, frozen, or cooked meats, mfpc.....	02	210586	1.6	2.7	0.4	-1.9	0.9	0.8
Processed poultry.....	02	22	22.9	3.9	6.4	2.4	-0.9	-2.5
Young chickens, including bulk, chilled, frozen, whole, and in parts.....	02	2203	15.2	2.6	6.8	1.6	-0.8	-3.3
Young chickens, including bulk, chilled, frozen, whole, and in parts.....	02	220333	15.2	2.6	6.8	1.6	-0.8	-3.3
Turkeys, including frozen, whole, and in parts.....	02	2206	39.5	7.6	6.8	1.6	2.2	2.0
Turkeys, including frozen, whole, and in parts.....	02	220611	39.5	7.6	6.8	1.6	2.2	2.0
Canned, cooked, smoked or prepared poultry.....	02	2208	31.1	4.4	6.4	4.1	-2.3	-3.5
Canned, cooked, smoked or prepared poultry.....	02	220811	31.1	4.4	6.4	4.1	-2.3	-3.5
Chicken hens and other poultry/small game.....	02	2209	12.0	5.1	-0.6	0.2	0.3	1.6
Other poultry/small game (duck, goose, rabbit, etc.).....	02	220911	20.4	11.7	-1.2	0.5	0.3	1.6
Unprocessed and prepared seafood.....	02	23	-0.9	1.4	-5.4	-0.4	2.3	-2.4
Unprocessed finfish.....	02	2301	-20.7	14.4	-12.2	-4.4	2.5	-2.0
Haddock.....	02	230101	22.1	12.8	22.4	-19.2	-18.0	15.7
Halibut.....	02	230102	26.0	-4.7	-5.9	-2.1	-23.6	19.1
Salmon.....	02	230103	-	12.8	-	-	-	-
Flounder.....	02	230131	5.3	-0.6	11.6	-5.0	-23.2	36.2
Cod.....	02	230132	20.3	28.8	-2.1	2.5	-5.7	9.4
Pollock.....	02	230133	6.2	43.5	-13.4	-9.6	22.6	-1.6
Tuna.....	02	230136	-9.7	-7.6	5.4	5.0	-2.2	4.4
Other finfish.....	02	230199	-53.3	7.3	-18.6	-2.4	-0.7	-13.1
Canned seafood (including soups, stews, and chowders).....	02	2304	-1.2	-2.8	0.0	-4.8	4.6	0.0
Canned seafood (including soups, stews, and chowders).....	02	230429	-1.2	-2.8	0.0	-4.8	4.6	0.0
Unprocessed shellfish.....	02	2305	-2.4	-6.9	-14.6	1.7	5.1	-7.0
Shrimp.....	02	230501	-9.0	0.4	0.0	-6.1	-7.4	-8.8
Crabs.....	02	230502	4.7	-	-	22.6	20.2	-16.4
Lobsters.....	02	230503	-19.5	-13.5	-27.1	-16.3	0.2	4.7
Clams.....	02	230504	12.4	-1.4	0.0	0.0	0.0	-2.4
Oysters.....	02	230505	23.4	5.1	7.6	0.4	3.7	4.5
Sea scallops.....	02	230506	0.5	-6.3	-8.1	-0.2	-5.0	-2.1
Mussels.....	02	230507	3.1	0.0	0.0	0.0	0.0	0.0
Prepared fresh and frozen seafood.....	02	2306	11.3	0.1	1.2	1.2	0.9	-1.3
Prepared fresh fish/seafood, inc. surimi/surimi-based products.....	02	230601	13.3	0.6	2.8	-1.3	-0.5	-0.9
Prepared frozen fish.....	02	230602	20.2	1.4	1.8	4.7	-0.9	1.5
Prepared frozen shellfish.....	02	230603	-1.9	-3.0	-0.6	-1.4	3.2	-6.4
Other prepared fresh and frozen seafood.....	02	230604	14.3	3.8	-0.2	1.6	4.7	1.6
Dairy products.....	02	3	20.3	3.0	1.3	0.9	0.0	-1.2
Fluid milk products.....	02	31	23.6	3.5	2.2	1.2	0.5	-0.4
Packaged fluid milk and related products.....	02	3103	22.9	3.5	2.5	1.4	-0.2	-1.0
Fluid whole milk.....	02	310301	24.0	3.8	2.7	1.2	0.2	-1.2
Reduced fat and lowfat milk (1/2-2).....	02	310302	20.4	4.0	3.0	1.7	-0.7	-1.6
Fat free or skim milk.....	02	310303	15.1	3.7	3.0	2.1	-1.7	-1.8

See footnotes at end of table.

Table 7. Producer price index percentage changes for commodity and service groupings and individual items, not seasonally adjusted — Continued
 [August 2022]

Title	Commodity code		Unadjusted 12-month percent change ¹	Unadjusted 1-month percent change ¹				
	Group code	Item code		Aug. 2021 to Aug. 2022 ^P	Mar. to Apr.	Apr. to May ^P	May to June ^P	June to July ^P
Other fluid milk related products, packaged, incl. cartons, bottles, cans, and dispenser cans.....	02	310304	32.8	1.9	0.8	0.7	1.4	1.5
Cottage cheese.....	02	3104	16.4	0.8	2.4	0.0	1.2	0.1
Cottage cheese.....	02	310401	16.4	0.8	2.4	0.0	1.2	0.1
Other milk products.....	02	3105	13.0	4.7	2.4	0.9	0.2	-0.1
Other milk products.....	02	310501	13.0	4.7	2.4	0.9	0.2	-0.1
Yogurt, excluding frozen.....	02	3105011	11.3	5.6	2.6	0.9	0.1	0.1
Other packaged milk products.....	02	3105012	17.1	2.8	2.0	1.0	0.4	-0.7
Bulk fluid milk and cream.....	02	3106	40.6	2.6	0.8	1.3	2.5	0.7
Bulk fluid milk and cream.....	02	310601	40.6	2.6	0.8	1.3	2.5	0.7
Butter.....	02	32	75.8	1.5	-3.3	9.9	0.0	1.0
Butter.....	02	3201	75.8	1.5	-3.3	9.9	0.0	1.0
Butter.....	02	320114	75.8	1.5	-3.3	9.9	0.0	1.0
Natural, processed, and imitation cheese.....	02	33	15.4	4.7	2.3	-0.2	-0.7	-3.8
Natural cheese, except cottage cheese.....	02	3302	13.5	4.6	2.3	-0.6	-0.9	-3.3
Natural cheese, except cottage cheese.....	02	330212	13.5	4.6	2.3	-0.6	-0.9	-3.3
Natural cheese, except lowfat, shipped in consumer packages or containers (3 lbs or less).....	02	3302121	10.0	3.0	0.1	-0.2	2.0	0.5
Natural cheese, except lowfat, shipped in packages or containers (more than 3 lbs) or bulk.....	02	3302122	17.2	6.0	3.8	-0.6	-2.9	-6.1
Lowfat natural cheese, except cottage cheese, shipped in consumer packages (3 lbs. or less).....	02	3302123	4.1	4.4	0.0	-2.0	0.0	0.0
Lowfat natural cheese, except cottage cheese, shipped in packages (more than 3 lbs.) or in bulk.....	02	3302124	16.6	2.4	4.5	-1.2	-3.3	-7.3
Processed cheese and related products.....	02	3303	23.6	5.7	2.4	0.4	0.5	-6.0
Process cheese and related products.....	02	330312	23.6	5.7	2.4	0.4	0.5	-6.0
Process cheese, shipped in consumer packages or containers (3 lbs. or less).....	02	3303121	15.4	4.6	0.6	-0.2	1.8	-5.5
All other process cheese and related products.....	02	3303122	30.8	6.7	3.9	0.8	-0.4	-6.3
Process cheese shipped in packages or containers (more than 3 lbs.) or in bulk.....	02	33031221	29.4	2.3	8.2	5.6	-0.4	-2.2
Cheese food, spread, and other related products.....	02	33031225	32.6	11.3	-0.4	-4.3	-0.5	-11.2
Cheese substitutes and imitations.....	02	3304	17.3	0.0	0.0	12.9	0.0	0.0
Cheese substitutes and imitations.....	02	330401	17.3	0.0	0.0	12.9	0.0	0.0
Raw liquid whey.....	02	3307	26.3	-5.5	-2.6	8.2	-1.6	-2.2
Raw liquid whey.....	02	330701	26.3	-5.5	-2.6	8.2	-1.6	-2.2
Ice cream and frozen desserts.....	02	34	15.3	0.7	0.4	0.7	0.6	3.0
Ice cream and frozen desserts.....	02	3402	15.3	0.7	0.4	0.7	0.6	3.0
Ice Cream and frozen desserts.....	02	340201	15.3	0.7	0.4	0.7	0.6	3.0
Ice cream, excl. lowfat and nonfat (incl. custards), shipped in bulk (containers 3 gal or more).....	02	3402011	16.0	2.2	0.7	1.5	0.2	1.0
Ice cream, incl. custards (excl. lowfat and nonfat) shipped in sizes less than 3 gallons.....	02	3402012	14.2	0.5	0.0	0.5	0.4	3.9
Ice cream, including custards (excluding lowfat and nonfat), novelty forms.....	02	3402013	19.7	0.6	1.5	1.1	0.7	3.2
Ice cream, including custards, lowfat and nonfat.....	02	3402014	12.9	1.9	0.0	0.5	1.5	2.4
Other frozen desserts (yogurt, sherbet, water ices, mellorine, frozen pudding, gelato, etc.).....	02	3402015	13.6	0.3	0.0	0.2	0.4	1.7
Dry, condensed, and evaporated milk products.....	02	35	14.7	0.2	-0.8	-0.1	-0.1	0.5
Dry milk products, including feed grade.....	02	3502	12.9	-0.6	-1.1	-0.8	-0.5	0.0
Dry milk products, including feed grade.....	02	350201	12.9	-0.6	-1.1	-0.8	-0.5	0.0
Liquid milk products.....	02	3503	16.8	1.6	-0.4	1.5	0.2	1.3
Consumer-type canned milk products.....	02	350301	12.6	1.2	-0.4	1.6	1.1	1.5
Bulk liquid milk products, including feed grade.....	02	350303	38.1	3.1	-0.6	1.0	-3.4	0.5
Ice cream mixes and related products.....	02	3505	24.3	1.6	0.5	-0.4	1.7	1.2
Ice cream mixes and related products.....	02	350502	24.3	1.6	0.5	-0.4	1.7	1.2
Processed fruits and vegetables.....	02	4	14.7	1.5	3.6	0.4	2.3	0.6
Canned fruits and juices.....	02	41	15.0	1.4	1.4	0.8	5.5	-0.3
Canned fruits, excluding baby foods.....	02	4101	19.7	1.3	3.8	1.0	6.7	-0.6
Canned fruits, excluding baby foods.....	02	410105	19.7	1.3	3.8	1.0	6.7	-0.6
Canned and fresh fruit juices, nectars, and concentrates.....	02	4102	12.6	1.5	0.2	0.6	4.9	-0.2
Canned and fresh fruit juices, nectars, and concentrates.....	02	410239	12.6	1.5	0.2	0.6	4.9	-0.2
Frozen fruits, juices and ades.....	02	42	4.6	0.4	1.2	-2.5	-0.3	-0.5
Frozen fruits.....	02	4202	8.2	1.0	1.8	-4.4	-0.5	0.4
Frozen fruits.....	02	420209	8.2	1.0	1.8	-4.4	-0.5	0.4
Canned vegetables and juices.....	02	44	18.9	1.4	3.8	1.4	2.6	0.2

See footnotes at end of table.

Table 7. Producer price index percentage changes for commodity and service groupings and individual items, not seasonally adjusted — Continued
 [August 2022]

Title	Commodity code		Unadjusted 12-month percent change ¹	Unadjusted 1-month percent change ¹				
	Group code	Item code		Aug. 2021 to Aug. 2022 ^P	Mar. to Apr.	Apr. to May ^P	May to June ^P	June to July ^P
Canned vegetables and juices.....	02	4401	18.9	1.4	3.8	1.4	2.6	0.2
Canned vegetables.....	02	440102	16.8	1.5	2.8	-1.3	8.1	0.3
Canned catsup and other tomato based sauces.....	02	440127	18.6	1.3	4.8	3.2	-0.4	0.1
Frozen vegetables.....	02	45	19.9	1.2	7.6	1.1	0.1	3.7
Frozen potato products (French-fried, patties, puffs, etc.).....	02	4502	16.1	2.3	4.5	2.3	0.1	3.0
Frozen potato products (French-fried, patties, puffs, etc.).....	02	450202	16.1	2.3	4.5	2.3	0.1	3.0
Frozen vegetables, other than potato products.....	02	4505	24.7	-0.1	11.4	-0.3	0.1	4.7
Frozen vegetables, other than potato products.....	02	450509	24.7	-0.1	11.4	-0.3	0.1	4.7
Dried and dehydrated food.....	02	48	3.4	2.6	2.2	-1.6	0.9	-1.4
Dried and dehydrated food.....	02	4801	3.4	2.6	2.2	-1.6	0.9	-1.4
Dried and dehydrated food.....	02	480101	3.4	2.6	2.2	-1.6	0.9	-1.4
Soup mixes (including dried/dehydrated/freeze-dried) and bouillon....	02	48010101	-	32.3	3.6	0.0	0.0	-6.6
Dried and dehydrated fruits and vegetables, including freeze-dried....	02	48010102	5.7	1.3	1.4	-2.5	1.4	0.5
Sugar and confectionery.....	02	5	10.6	0.6	1.2	0.1	1.5	1.2
Raw cane sugar and sugar cane mill products and byproducts.....	02	52	18.8	1.3	0.9	-0.6	1.2	3.3
Raw cane sugar and sugarcane mill products and byproducts.....	02	5201	18.8	1.3	0.9	-0.6	1.2	3.3
Raw cane sugar and sugarcane mill products and byproducts.....	02	520106	18.8	1.3	0.9	-0.6	1.2	3.3
Refined sugar products and byproducts.....	02	53	6.3	0.3	0.5	0.2	0.5	0.7
Refined sugar products and byproducts.....	02	5307	6.3	0.3	0.5	0.2	0.5	0.7
Refined granulated cane sugar and byproducts.....	02	530701	6.4	0.9	-0.4	0.1	0.8	1.1
Beet sugar.....	02	530702	6.3	-0.1	1.4	0.3	0.2	0.4
Confectionery materials.....	02	54	19.2	1.1	3.5	0.1	1.8	2.2
Confectionery materials.....	02	5401	19.2	1.1	3.5	0.1	1.8	2.2
Corn sweeteners, made by wet milling.....	02	540107	18.8	1.5	4.3	0.4	1.3	2.0
Chocolate coatings, made from cacao beans.....	02	540108	-	-	-	-	3.2	1.2
Other chocolate and cocoa products, made from cacao beans.....	02	540109	15.4	1.2	0.0	0.6	3.3	3.7
Confectionery end products.....	02	55	8.2	0.4	0.5	0.2	1.6	0.8
Candy and nuts.....	02	5503	8.3	0.5	0.6	0.2	1.7	0.8
Chocolate and chocolate-type confectionery products.....	02	550301	10.5	0.1	1.3	0.2	3.4	0.3
Chocolate/chocolate-type confectionery prods, cacao beans.....	02	5503011	1.5	0.0	0.0	1.1	0.0	0.0
Chocolate/confectionery products, made from purchased chocolate, not retailed.....	02	5503012	12.2	0.0	1.6	0.0	4.3	0.2
Chocolate/confectionery products, made from purchased chocolate, retailed.....	02	5503013	9.8	1.0	0.4	0.0	0.0	2.5
Nonchocolate-type confectionery products.....	02	550302	12.8	0.5	1.0	0.1	1.0	2.1
Nonchocolate-type confectioneries, made and packaged for shipment.....	02	5503021	12.9	0.5	1.0	0.1	1.1	2.1
Nuts and seeds (salted, roasted, cooked or blanched).....	02	550304	2.0	1.0	-0.8	0.3	0.1	0.6
Nuts (salted, roasted, cooked, or blanched), sold in bulk.....	02	5503041	0.6	1.0	-2.7	-0.1	0.9	0.0
Canned nuts (salted, roasted, cooked, or blanched).....	02	5503042	5.7	1.4	1.5	0.7	1.5	-0.1
All other packaged nuts, including all types of seeds (salted, roasted, cooked, or blanched).....	02	5503043	0.8	0.6	-0.5	0.4	-1.4	1.6
Other confectionery-type products.....	02	550305	9.3	0.0	0.8	2.7	0.0	0.0
Beverages and beverage materials.....	02	6	11.2	1.0	-0.3	0.6	-0.1	2.8
Alcoholic beverages.....	02	61	4.6	1.0	0.1	0.0	-0.5	0.0
Malt beverages.....	02	6101	4.3	1.2	0.0	0.2	0.0	-0.1
Bottled beer and ale.....	02	610101	3.2	-0.3	0.0	0.3	0.0	0.0
Canned beer and ale.....	02	610103	5.5	2.4	0.0	0.0	0.0	-0.1
Beer and ale in barrels and kegs.....	02	610105	2.6	0.1	0.0	0.4	0.0	-0.1
All other malt beverages and brewing products.....	02	610108	2.9	0.1	-0.7	0.0	0.1	-0.7
Distilled and bottled liquor, excluding brandy.....	02	6102	4.2	1.8	-0.4	-0.3	-2.3	-0.3
Distilled liquor, excluding brandy.....	02	610202	8.5	3.5	-0.8	-0.4	-4.9	-0.7
Distilled whiskey, all other distilled liquor, excluding brandy.....	02	6102022	7.7	0.3	0.9	0.1	1.1	0.0
Distillers' dried grains (dark and light) and dried solubles.....	02	6102023	9.2	5.6	-1.8	-0.7	-8.8	-1.2
Bottled liquor, excluding brandy.....	02	610204	0.7	0.3	0.0	-0.1	0.0	0.0
Bottled whiskey.....	02	6102041	0.8	0.0	0.0	0.0	0.0	0.0
Bottled gin, vodka, rum, cordials, cocktails, and similar compounds....	02	6102042	0.1	0.0	0.0	-0.3	0.0	0.0
Wines, brandy, and brandy spirits.....	02	6104	5.5	0.0	0.8	0.0	0.1	0.2
Wines, brandy, and brandy spirits.....	02	610441	5.5	0.0	0.8	0.0	0.1	0.2
Wines, white, red & rose grape, and other fruit, 14 percent or less alcohol.....	02	6104411	5.3	0.0	0.4	0.0	0.1	-0.1
Wines, white grape, 14 percent or less alcohol content.....	02	61044111	6.8	0.0	0.0	0.0	0.1	0.2
Wines, red grape, 14 percent or less alcohol content.....	02	61044112	4.7	0.0	0.7	0.0	0.0	-0.3

See footnotes at end of table.

Table 7. Producer price index percentage changes for commodity and service groupings and individual items, not seasonally adjusted — Continued
 [August 2022]

Title	Commodity code		Unadjusted 12-month percent change ¹	Unadjusted 1-month percent change ¹				
	Group code	Item code		Aug. 2021 to Aug. 2022 ^P	Mar. to Apr.	Apr. to May ^P	May to June ^P	June to July ^P
Wines, rose grape & other fruits & berries, 14 percent or less alcohol.....	02	61044113	-	0.0	0.0	0.0	1.3	-
Wines, dessert, effervescent, and wine coolers.....	02	6104412	-1.7	0.0	1.1	0.0	0.0	0.0
Wines, effervescent, including sparkling (carbonated), wine coolers...	02	61044122	-2.1	0.0	1.4	0.0	0.0	0.0
Other wines, brandy, and brandy spirits.....	02	6104413	8.1	0.0	2.2	0.0	0.0	1.2
Soft drinks.....	02	62	17.7	1.2	-0.8	0.7	0.8	6.0
Soft drinks, non-carbonated and bottled water.....	02	6206	19.2	0.9	-2.6	1.1	0.5	8.1
Bottled water, non-carb, processed or pasteurized.....	02	620608	19.0	3.1	0.1	3.3	0.9	1.1
Soft drinks, non-carbonated.....	02	620609	19.3	-0.1	-3.8	0.0	0.3	11.7
Soft drinks, non-carbonated, all other types.....	02	6206093	6.7	-0.3	0.5	0.1	0.0	1.0
Soft drinks, non-carbonated, fruit drinks, cocktails, ades.....	02	6206094	32.5	0.1	-8.0	-0.1	0.5	22.6
Soft drinks, bottle/can, carbonated, all types.....	02	6210	16.6	1.4	0.6	0.3	1.0	4.4
Soft drinks, bottle/can, carbonated, all types.....	02	621001	16.6	1.4	0.6	0.3	1.0	4.4
Packaged beverage materials.....	02	63	13.9	0.1	0.1	1.9	-1.9	2.1
Coffee (whole bean, ground, & instant).....	02	6301	15.1	-0.2	0.1	2.1	-2.1	2.4
Coffee, concentrated, including coffee substitutes.....	02	630103	14.2	0.0	0.8	0.0	0.0	0.2
Roasted coffee.....	02	630104	15.2	-0.2	0.1	2.2	-2.3	2.6
Tea in consumer packages, exc. canned ice tea.....	02	6303	5.2	1.8	0.0	0.3	0.1	0.0
Tea in consumer packages, exc. canned ice tea.....	02	630313	5.2	1.8	0.0	0.3	0.1	0.0
Other beverage materials.....	02	64	18.6	1.7	0.0	2.3	0.0	5.1
Other beverage materials.....	02	6401	18.6	1.7	0.0	2.3	0.0	5.1
Malt and malt byproducts.....	02	640101	11.3	8.6	-0.1	0.1	-0.1	0.2
Liquid beverage bases, excluding use by soft drink bottlers.....	02	640109	17.6	0.0	0.0	0.0	0.0	2.2
Fats and oils.....	02	7	13.3	1.4	3.8	-0.6	-7.3	-1.9
Shortening, cooking oil, and margarine.....	02	78	13.4	1.7	4.6	-0.2	-9.6	-1.7
Shortening, cooking oil, and margarine.....	02	7801	13.4	1.7	4.6	-0.2	-9.6	-1.7
Margarine, butter blends, and butter substitutes.....	02	780109	12.8	8.4	4.7	-3.1	-0.3	1.1
Shortening and cooking oils.....	02	780115	13.5	1.1	4.6	0.0	-10.4	-2.0
Other oilseed processing.....	02	7A	16.5	2.8	0.4	0.7	1.3	-1.5
Other oilseed processing.....	02	7A01	16.5	2.8	0.4	0.7	1.3	-1.5
Cotton linters.....	02	7A0104	133.9	0.6	10.8	1.1	1.3	16.2
Cottonseed cake, meal, hulls, and other byproducts.....	02	7A0105	18.1	2.1	6.3	-1.7	-1.2	1.8
Cottonseed cake and meal.....	02	7A01051	21.5	2.2	4.7	-2.6	0.6	3.3
Other crude and refined vegetable oils and other vegetable mill products.....	02	7A0106	13.1	2.9	-0.6	0.1	0.3	-1.7
Other crude vegetable oils, including linseed, peanut, sunflower, safflower, etc.....	02	7A01061	15.0	0.8	0.3	0.8	-0.7	-1.5
Other vegetable oil mill products, including all oil seed cake and meal.....	02	7A01063	4.1	3.5	2.1	-2.0	1.3	-0.6
Corn oil, crude and refined.....	02	7B	7.1	-3.6	3.2	-7.8	-0.2	-5.6
Corn oil, made by wet milling.....	02	7B01	7.1	-3.6	3.2	-7.8	-0.2	-5.6
Corn oil, made by wet milling.....	02	7B0101	7.1	-3.6	3.2	-7.8	-0.2	-5.6
Miscellaneous processed foods.....	02	8	16.4	6.2	2.0	0.1	0.4	0.1
Canned jams, jellies, and preserves.....	02	81	18.0	0.0	8.0	0.2	0.0	0.1
Canned jams, jellies, and preserves.....	02	8101	18.0	0.0	8.0	0.2	0.0	0.1
Canned jams, jellies, and preserves.....	02	810102	18.0	0.0	8.0	0.2	0.0	0.1
Pickles and other pickled products, including horseradish.....	02	82	21.2	6.7	2.1	0.0	3.1	0.1
Pickles and other pickled products.....	02	8201	21.2	6.7	2.1	0.0	3.1	0.1
Pickles and other pickled products, including horseradish.....	02	820106	21.2	6.7	2.1	0.0	3.1	0.1
Specialty canning.....	02	84	23.7	12.7	5.3	-0.5	0.6	0.2
Specialty canning.....	02	8401	23.7	12.7	5.3	-0.5	0.6	0.2
Canned dry beans.....	02	840102	12.5	2.6	4.6	-0.2	1.7	1.1
Canned soups and stews, excluding frozen and seafood.....	02	840104	28.2	16.1	7.3	0.0	0.0	0.0
Canned baby foods and other canned specialties/nationality foods.....	02	840105	20.4	12.3	-1.9	-3.5	1.9	0.0
Frozen specialty food.....	02	85	13.9	2.0	1.5	0.4	1.2	0.3
Frozen specialty food.....	02	8501	13.9	2.0	1.5	0.4	1.2	0.3
Frozen cakes, pies, and other pastries.....	02	850109	11.9	1.2	1.6	-0.7	0.8	-0.5
Frozen dinners (beef, pork, and poultry pies) and nationality foods, incl. frozen pizza.....	02	850111	10.7	2.8	1.5	0.9	1.7	0.6
Other frozen specialties, incl. all whipped topping, waffles, soups, etc., excluding seafood.....	02	850113	32.8	0.6	1.1	0.1	0.0	0.1
Prepared sauces, except tomato.....	02	86	7.6	0.2	1.8	0.4	0.5	0.2

See footnotes at end of table.

Table 7. Producer price index percentage changes for commodity and service groupings and individual items, not seasonally adjusted — Continued
 [August 2022]

Title	Commodity code		Unadjusted 12-month percent change ¹	Unadjusted 1-month percent change ¹				
	Group code	Item code		Aug. 2021 to Aug. 2022 ^P	Mar. to Apr.	Apr. to May ^P	May to June ^P	June to July ^P
Prepared sauces, excluding tomato-based sauces and sauces comprised of 20 percent or more meat.....	02	8601	7.6	0.2	1.8	0.4	0.5	0.2
Prepared sauces, excluding tomato-based sauces and sauces comprised of 20 percent or more meat.....	02	860103	7.6	0.2	1.8	0.4	0.5	0.2
Other miscellaneous processed foods.....	02	89	10.9	0.8	0.8	1.5	0.6	0.5
Other miscellaneous processed foods.....	02	8901	10.9	0.8	0.8	1.5	0.6	0.5
Mayonnaise, salad dressings, and sandwich spreads.....	02	890102	11.0	0.7	0.7	0.9	0.0	0.0
Dry mix food preparations.....	02	890148	6.0	1.6	0.0	1.7	0.8	0.0
Perishable non-frozen prepared food, including tortillas.....	02	890149	6.4	2.1	-2.7	0.3	-0.1	2.7
Perishable prepared foods.....	02	8901492	4.9	2.7	-3.5	0.3	0.0	1.3
Flavoring extracts, emulsions, liquid flavors, and food colorings.....	02	890151	0.5	0.0	1.5	0.0	0.0	0.0
Other flavoring agents, except chocolate syrup.....	02	890154	9.2	-1.9	0.2	-0.6	3.8	0.0
Soft drink flavoring syrup, sold in bulk.....	02	89015411	4.6	0.0	0.0	0.0	0.1	0.0
Other flavoring agents (except chocolate syrups).....	02	89015412	9.7	0.0	0.3	0.4	2.1	0.0
Table salt (evaporated), pepper (white and black), and other spices.....	02	890156	3.9	0.6	-5.4	4.4	0.1	0.6
Pepper and other spices in commercial sizes (1 lb or more).....	02	8901566	-0.7	3.0	-2.4	-3.1	0.3	1.8
Peanut butter.....	02	890158	7.5	-0.6	5.9	0.3	0.9	0.0
Ice.....	02	890161	14.8	0.4	0.8	0.2	0.2	0.2
Dairy product substitutes.....	02	890162	4.2	0.5	3.3	-0.7	-0.1	0.0
Dry, condensed, and evaporated dairy product substitutes.....	02	8901621	-	0.0	4.7	-	-	-
Liquid dairy product substitutes.....	02	8901622	-2.1	1.1	1.9	-1.4	-0.2	0.0
Chips (potato, corn, etc.).....	02	890172	18.0	0.5	2.8	5.3	-0.1	0.0
Potato chips and sticks, plain and flavored.....	02	8901721	13.3	1.6	0.0	4.1	-0.5	0.0
Corn chips and related products.....	02	8901722	26.5	0.0	4.9	7.7	0.0	0.0
Other chips, sticks (hard pretzels, bacon rinds, popcorn (except candied), etc.).....	02	8901723	14.2	-0.3	4.1	3.8	0.3	0.1
Vinegar and cider.....	02	890174	7.7	0.3	0.0	2.9	0.0	0.0
Other food preparations.....	02	890175	-	4.4	3.6	-	-	-
Prepared animal feeds.....	02	9	15.2	1.8	1.6	1.2	0.0	1.2
Soybean cake, meal, and other byproducts.....	02	92	12.3	1.3	-2.1	-0.4	1.7	2.9
Soybean cake, meal, and byproducts.....	02	9201	12.3	1.3	-2.1	-0.4	1.7	2.9
Soybean cake, meal, and byproducts.....	02	920112	12.3	1.3	-2.1	-0.4	1.7	2.9
Soybean cake and meal.....	02	9201121	11.6	1.3	-2.0	-0.7	1.6	2.5
Other soybean products, including isolates and concentrates.....	02	9201122	20.8	1.2	-3.1	2.6	4.0	8.0
Formula feeds.....	02	93	17.1	2.7	1.2	-0.6	0.1	0.9
Formula feeds.....	02	9301	17.1	2.7	1.2	-0.6	0.1	0.9
Chicken and turkey feed, supplements, concentrates, and premixes.....	02	930102	18.1	3.2	2.4	1.1	1.1	0.6
Dairy cattle feed, supplements, concentrates, and premixes.....	02	930110	22.7	2.0	0.9	-0.2	1.8	1.8
Swine feed, supplements, concentrates, and premixes.....	02	930115	3.3	2.5	-1.0	-6.1	-5.7	-3.1
Beef cattle feed, supplements, concentrates, and premixes.....	02	930117	23.0	2.2	0.6	-0.9	0.0	5.8
Poultry, exc. chicken and turkey, and livestock, exc. cattle and swine, feed.....	02	930118	14.6	3.3	0.5	0.1	0.2	0.1
Miscellaneous feedstuffs.....	02	94	14.9	1.4	3.4	3.1	-0.7	0.7
Pet food.....	02	9402	14.1	0.3	3.2	4.6	0.5	1.1
Dog and cat food.....	02	940202	13.9	0.2	3.1	5.1	0.5	1.0
Dog food.....	02	9402021	13.9	0.2	3.7	5.2	0.6	1.1
Canned dog food.....	02	94020211	22.7	0.0	6.3	12.6	0.0	1.6
Dry and semi moist dog food.....	02	94020214	10.4	0.3	2.7	2.2	0.9	0.9
Cat food.....	02	9402022	13.7	0.1	1.4	4.8	0.1	0.9
Canned cat food.....	02	94020224	18.8	0.0	1.5	7.7	0.0	0.9
Dry and semi moist cat food.....	02	94020225	5.6	0.2	1.3	0.0	0.4	1.0
Pet (excluding dog and cat), laboratory, and fur animal feed.....	02	940203	16.1	1.2	4.3	0.3	0.7	1.3
Miscellaneous feedstuffs other than pet food.....	02	9403	16.1	3.0	3.7	0.9	-2.6	0.2
Meat meal and meat and bone meal.....	02	940301	18.1	-7.9	2.4	11.4	3.5	6.9
Wet process corn byproducts.....	02	940317	28.4	8.5	4.8	0.6	-3.9	-2.0
Other animal feeds, including fertilizer byproducts and feather.....	02	940325	9.4	6.0	1.9	-0.2	-4.2	-1.0
Animal and marine feed and fertilizer byproducts, except meat and bone meal.....	02	9403252	5.2	8.4	0.6	-1.5	-9.1	1.9
Other prepared animal feeds, including feeding materials and adjuncts.....	02	9403253	13.3	3.8	3.2	0.9	0.1	-3.4
Miscellaneous byproducts of slaughtering plants.....	02	940333	10.9	-0.9	4.5	-0.7	-1.7	1.3
Textile products and apparel.....	03	-	13.3	2.0	1.0	0.8	0.9	0.6
Synthetic fibers.....	03	1	6.0	2.0	-0.1	0.4	1.7	-0.2
Unprocessed filament yarns.....	03	15	6.0	2.0	-0.1	0.4	1.7	-0.2

See footnotes at end of table.

Table 7. Producer price index percentage changes for commodity and service groupings and individual items, not seasonally adjusted — Continued
[August 2022]

Title	Commodity code		Unadjusted 12-month percent change ¹	Unadjusted 1-month percent change ¹				
	Group code	Item code		Aug. 2021 to Aug. 2022 ^P	Mar. to Apr.	Apr. to May ^P	May to June ^P	June to July ^P
Noncellulosic fibers.....	03	1502	—	2.0	-0.1	—	—	—
Noncellulosic and cellulosic organic fibers.....	03	1504	—	—	—	0.4	1.7	-0.2
Noncellulosic fibers.....	03	150401	6.0	2.0	-0.1	0.4	1.7	-0.2
Noncellulosic organic fibers.....	03	1504014	7.2	2.7	-0.1	0.3	1.2	-0.2
Polyester manufactured fibers.....	03	15040147	28.6	8.8	0.6	0.7	4.0	-0.8
Other noncellulosic organic fibers, incl. polyamide, polyolefin, and producer-textured.....	03	15040149	1.8	0.9	-0.4	0.2	0.3	0.0
Processed yarns and threads.....	03	2	29.8	6.2	1.7	0.4	1.2	0.6
Yarns.....	03	26	30.6	6.3	1.8	0.4	1.2	0.6
Spun cotton yarns.....	03	2601	49.6	8.4	1.7	0.1	1.9	0.0
Spun cotton yarns.....	03	260115	—	—	—	—	—	—
Spun synthetic yarns.....	03	2603	23.5	4.9	1.8	1.6	0.3	0.0
Spun synthetic yarns.....	03	260304	23.5	4.9	1.8	1.6	0.3	0.0
Rayon, acetate, and lyocell spun yarns.....	03	2603041	—	—	—	—	—	—
Textured and twisted yarns.....	03	2604	20.8	5.2	2.0	0.2	0.7	1.7
Textured and twisted yarns.....	03	260405	—	—	—	0.2	0.7	1.7
Textured/crippled/bulked filament yarns, incl. stretch yarn, made from purchased filament yarn.....	03	2604053	—	6.2	2.2	—	—	—
Other spun noncellulosic and natural fiber (excluding cotton and wool) yarns.....	03	2607	25.4	6.3	1.2	0.8	1.7	-0.1
Other spun noncellulosic and natural fiber (excluding cotton and wool) yarns.....	03	260701	25.4	6.3	1.2	0.8	1.7	-0.1
Thread.....	03	27	—	0.0	—	—	—	—
Thread.....	03	2705	—	0.0	—	—	—	—
Thread.....	03	270501	—	0.0	—	—	—	—
Greige fabrics.....	03	3	16.2	1.2	1.6	1.2	1.6	0.9
Greige broadwoven fabrics.....	03	37	13.2	1.3	1.5	1.4	2.0	0.1
Greige manmade, silk, and other natural fiber (exc cotton/wool) broadwoven fabrics.....	03	3703	12.8	1.2	1.7	1.4	0.7	0.1
Greige manmade, silk, and other natural fiber (exc cotton/wool) broadwoven fabrics.....	03	370304	12.8	1.2	1.7	1.4	0.7	0.1
Greige knit fabrics.....	03	38	13.4	0.6	0.6	3.8	0.1	2.1
Weft (circular) knit fabrics, greige goods (excluding hosiery).....	03	3803	4.8	0.0	1.1	0.0	0.0	2.0
Weft (circular) knit fabrics, greige goods (excluding hosiery).....	03	380301	4.8	0.0	1.1	0.0	0.0	2.0
Warp knit fabrics, greige goods (excluding hosiery).....	03	3804	29.0	1.5	-0.3	9.9	0.2	2.2
Warp knit fabrics, greige goods (excluding hosiery).....	03	380401	29.0	1.5	-0.3	9.9	0.2	2.2
Tire cord and tire fabric.....	03	39	—	1.1	2.1	0.0	1.2	2.1
Tire cord and tire fabrics.....	03	3901	—	1.1	2.1	0.0	1.2	2.1
Tire cord and tire fabrics.....	03	390101	—	1.1	2.1	0.0	1.2	2.1
Finished fabrics.....	03	4	13.8	1.4	1.6	0.6	0.6	0.8
Finished broadwoven fabrics.....	03	42	12.2	0.1	0.3	0.6	0.5	0.4
Finished cotton broadwoven fabrics.....	03	4201	24.7	0.4	0.9	2.4	1.5	5.6
Finished cotton broadwoven fabrics.....	03	420104	24.7	0.4	0.9	2.4	1.5	5.6
Finished manmade, silk, and other natural fiber (exc. cotton and wool) broadwoven fabrics.....	03	4203	8.6	0.0	0.1	0.0	0.1	-1.2
Finished manmade, silk, and other natural fiber (exc. cotton and wool) broadwoven fabrics.....	03	420306	8.6	0.0	0.1	0.0	0.1	-1.2
Finished manmade, silk, & natural fiber (exc cotton/wool) broadwoven, finished in weaving mills.....	03	4203061	—	0.1	0.2	0.1	0.3	0.1
Finished manmade fiber, silk and other natural fiber broadwoven fabrics, finishing mill.....	03	4203062	—	0.0	0.0	0.0	0.0	-1.8
Woven and braided narrow fabrics.....	03	44	12.9	1.8	0.9	0.3	0.9	0.0
Woven and braided narrow fabrics.....	03	4402	12.9	1.8	0.9	0.3	0.9	0.0
Woven narrow fabrics (12 inches or less in width).....	03	440204	10.3	0.5	1.4	0.2	1.1	0.0
Braided narrow fabrics (12 inches or less in width).....	03	440205	17.8	4.3	0.0	0.5	0.7	0.0
Nonwoven fabrics and felts.....	03	45	12.9	1.5	3.5	0.5	0.1	1.6
Nonwoven fabrics and felts.....	03	4503	12.9	1.5	3.5	0.5	0.1	1.6
Nonwoven fabrics.....	03	450321	12.8	1.5	3.5	0.5	0.0	1.8
Pressed, punched, or needled felts, excluding hats.....	03	450333	14.4	1.5	2.7	0.3	2.7	-2.0
Coated fabrics, not rubberized.....	03	46	16.3	1.5	0.4	0.9	2.8	-0.4
Coated fabrics, not rubberized.....	03	4601	16.3	1.5	0.4	0.9	2.8	-0.4
Vinyl coated fabrics, including expanded vinyl coated.....	03	460102	12.8	3.9	0.4	0.8	0.0	1.0
Coated or laminated fabrics and coated yarns, incl. impregnated fabrics.....	03	460103	17.5	0.7	0.4	0.9	3.7	-0.9

See footnotes at end of table.

Table 7. Producer price index percentage changes for commodity and service groupings and individual items, not seasonally adjusted — Continued
[August 2022]

Title	Commodity code		Unadjusted 12-month percent change ¹	Unadjusted 1-month percent change ¹				
	Group code	Item code		Aug. 2021 to Aug. 2022 ^P	Mar. to Apr.	Apr. to May ^P	May to June ^P	June to July ^P
Screen printed textile materials, embroideries, and lace goods.....	03	47	14.1	2.1	1.3	0.7	0.2	0.6
Screen printed textile and apparel materials and embroideries.....	03	4701	14.0	2.1	1.3	0.7	0.2	0.6
Embroideries (excluding Schiffl machine products) and embroidery contractors.....	03	470103	7.5	0.1	0.0	0.9	0.1	0.6
Screen printing on garments, apparel accessories, and other fabric articles, excluding labels.....	03	470108	15.8	2.6	1.7	0.7	0.3	0.7
Knit fabrics, finished in knitting mills.....	03	48	20.3	1.5	0.1	1.4	0.5	2.2
Weft (circular) knit fabrics, knit and finished in the same establishment (excluding hosiery).....	03	4801	27.6	1.3	0.0	1.3	0.3	1.5
Weft (circular) knit fabrics, knit and finished in the same establishment (excluding hosiery).....	03	480101	27.6	1.3	0.0	1.3	0.3	1.5
Warp knit goods, knit and finished in the same establishment.....	03	4802	14.0	1.6	0.2	1.5	0.6	2.9
Warp knit goods, knit and finished in the same establishment.....	03	480201	14.0	1.6	0.2	1.5	0.6	2.9
Warp knit fabrics, knit and finished in same establishment.....	03	4802011	14.1	1.7	0.2	1.5	0.6	2.9
Apparel & other fabricated textile prods.....	03	8	7.0	1.0	0.2	1.0	0.6	0.4
Apparel.....	03	81	5.3	0.3	0.5	0.2	0.4	0.1
Miscellaneous apparel and accessories.....	03	8104	8.3	0.5	1.5	0.7	0.5	0.1
Men's and boys' fabric, straw, and felt hats, made from purchased materials.....	03	810414	15.1	1.0	1.8	4.5	0.0	0.0
Hat bodies and fabric caps, made from purchased materials.....	03	810416	5.8	0.0	0.0	0.6	0.0	0.0
Gloves and mittens, made from purchased materials.....	03	810424	6.3	0.0	0.6	0.4	1.5	1.5
Leather and sheep-lined apparel, made from purchased materials.....	03	810428	7.8	0.0	0.1	3.5	0.6	0.0
Apparel and accessories, n.e.c.....	03	810441	8.3	0.6	1.9	0.2	0.5	0.0
All other cut and sew apparel, made from purchased materials.....	03	8104411	6.0	0.0	0.0	0.0	0.0	0.0
Team sport uniforms, men's and boys', made from purchased fabrics.....	03	81044111	11.4	0.0	0.0	0.0	0.0	0.0
Vestments and costumes, made from purchased materials.....	03	81044115	5.3	0.0	0.0	0.0	0.0	0.0
Fabricated apparel accessories.....	03	8104412	13.6	1.9	6.4	0.7	1.5	0.0
All other apparel accessories, made from purchased materials.....	03	81044125	13.4	2.0	6.9	0.0	1.6	0.0
Women's, girls', and infants' cut and sew apparel.....	03	8106	1.7	0.1	0.3	0.0	0.1	0.1
Women's and girls' knit shirts and blouses, made from purchased fabrics.....	03	810601	1.9	0.0	0.0	0.0	0.0	0.0
Women's and girls' woven shirts and blouses, made from purchased fabrics.....	03	810602	0.5	0.0	0.0	0.0	0.3	0.0
Women's and girls' dresses, made from purchased fabrics.....	03	810611	0.2	0.0	0.0	0.0	0.0	0.0
Women's and girls' skirts, made from purchased fabrics.....	03	810623	6.4	0.0	0.0	0.0	0.0	0.0
Women's and girls' slacks, jeans, & jean-cut casual slacks (exc sweatpants), mfpm.....	03	810631	0.0	0.0	0.0	0.0	0.0	0.0
Women's and girls' swimwear, made from purchased fabrics.....	03	810632	0.6	0.0	-0.5	0.0	0.6	1.2
Women's and girls' shorts, including tennis skirts, made from purchased fabrics.....	03	810637	5.1	0.0	0.5	0.0	0.0	0.0
Women's and girls' nontailored coats, jackets, vests, and washable service apparel, mfpm.....	03	810639	0.7	0.0	0.0	0.4	0.0	0.0
Women's and girls' underwear, excluding foundation garments, made from purchased fabrics.....	03	810641	4.8	4.5	0.0	0.0	0.0	0.0
Women's and girls' nightwear, excluding robes and dressing gowns, made from purchased fabrics.....	03	810642	1.7	1.7	0.0	0.0	0.0	0.0
Men's and boys' cut and sew apparel.....	03	8107	10.0	0.6	0.1	0.1	0.5	0.0
Men's and boys' work clothing and washable service apparel (excl. work shirts and jeans), mfpm.....	03	810712	4.9	4.3	0.0	0.0	0.0	0.3
Men's and boys' knit dress and sport shirts, made from purchased fabrics.....	03	810721	10.1	0.0	0.0	0.0	0.0	0.0
Men's and boys' woven dress and sport shirts, made from purchased fabrics.....	03	810722	6.8	0.0	0.0	0.0	0.0	0.0
Men's and boys' suits, coats, and overcoats.....	03	810735	5.7	0.0	0.5	0.0	0.0	0.0
Men's and boys' nontailored coats, jackets, and vests (excl. ski apparel & work jackets).....	03	810741	20.2	0.0	0.1	0.4	2.1	0.0
Men's and boys' heavyweight nontailored coats, jackets, and vests (excl. ski apparel & work).....	03	8107411	5.3	0.0	0.2	0.0	4.2	0.0
Men's and boys' lightweight nontailored coats, jackets, and vests (excl. ski apparel & work).....	03	8107412	40.4	0.0	0.0	0.7	0.0	0.0
Men's and boys' shorts (including dress and athletic) and swimwear, made from purchased fabric.....	03	810742	-12.2	0.0	0.0	0.0	0.0	0.0
Men's and boys' sweaters, sweatpants, jogging suits, beachwear (exc. swimwear), & ski apparel.....	03	810743	7.8	0.0	0.0	0.0	0.0	0.0
Men's and boys' nightwear, robes, and underwear, made from purchased fabrics.....	03	810761	5.3	0.0	0.0	0.0	0.0	0.0
Apparel made in knitting mills.....	03	8108	4.8	0.0	0.1	0.4	1.3	0.0
Knit outerwear, underwear, and nightwear, made in knitting mills.....	03	810808	2.4	0.0	0.0	0.9	0.0	0.0
Hosiery and socks.....	03	810831	5.7	0.0	0.2	0.2	1.8	0.0

See footnotes at end of table.

Table 7. Producer price index percentage changes for commodity and service groupings and individual items, not seasonally adjusted — Continued
[August 2022]

Title	Commodity code		Unadjusted 12-month percent change ¹	Unadjusted 1-month percent change ¹				
	Group code	Item code		Aug. 2021 to Aug. 2022 ^P	Mar. to Apr.	Apr. to May ^P	May to June ^P	June to July ^P
Textile house furnishings.....	03	82	2.7	2.0	-0.1	0.2	1.2	-1.1
Textile house furnishings.....	03	8203	2.7	2.0	-0.1	0.2	1.2	-1.1
Curtains and draperies, made from purchased materials.....	03	820304	4.9	0.8	1.1	0.8	0.0	0.0
Other textiles, including towels and bed textiles.....	03	820312	2.1	2.3	-0.4	0.0	1.5	-1.4
Fabricated textile products, made in weaving mills.....	03	8203121	4.3	-3.0	0.8	0.5	0.3	0.0
Other household textile products.....	03	8203122	2.0	2.6	-0.5	0.0	1.5	-1.5
Bedspreads, made from purchased materials.....	03	82031221	8.0	1.7	3.7	0.0	0.0	0.0
Sheets and pillowcases, made from purchased materials.....	03	82031223	7.0	7.0	0.0	0.0	0.0	0.0
Other household furnishings, made from purchased materials.....	03	82031226	0.9	1.9	-0.8	0.0	1.9	-1.8
Industrial and other fabricated products.....	03	83	10.9	1.2	0.1	2.1	0.5	1.5
Industrial and other fabricated products.....	03	8303	10.9	1.2	0.1	2.1	0.5	1.5
Rope, cordage, and twine.....	03	830321	5.7	0.2	0.6	1.0	0.1	-0.3
All other textile bags.....	03	830334	-	-0.2	0.1	0.0	0.0	-
Canvas and related products.....	03	830345	10.6	0.6	0.0	2.8	0.0	0.0
All other fabricated textile products, excluding trimming and findings.....	03	830351	12.6	2.1	0.0	2.1	0.9	2.9
All other miscellaneous fabricated textile products.....	03	8303516	12.5	3.0	0.0	-0.4	1.3	4.2
Trimming and findings, excluding automobile and apparel.....	03	830361	15.5	0.8	0.0	0.4	0.0	2.5
Miscellaneous textile products/services.....	03	9	37.2	2.7	3.0	3.0	1.3	3.0
Miscellaneous textile products/services.....	03	94	37.2	2.7	3.0	3.0	1.3	3.0
Miscellaneous textile products/services.....	03	9401	37.2	2.7	3.0	3.0	1.3	3.0
Textile and fabric finishing, except broadwoven.....	03	940103	35.9	1.4	3.5	2.2	0.1	3.7
Hides, skins, leather, and related products.....	04	-	-9.2	-0.2	-2.0	0.0	1.8	-0.5
Hides and skins, incl. cattle.....	04	1	-36.6	0.4	-7.9	-1.8	1.1	-3.4
Hides and skins, incl. cattle.....	04	19	-36.6	0.4	-7.9	-1.7	1.1	-3.4
Hides, skins, and pelts, made in slaughtering plants.....	04	1901	-36.6	0.4	-7.9	-1.7	1.1	-3.4
Hides, skins, and pelts, made in slaughtering plants.....	04	190108	-36.6	0.4	-7.9	-1.7	1.1	-3.4
Leather.....	04	2	-14.7	-3.8	-3.6	1.3	5.4	-1.3
Finished and unfinished leather.....	04	27	-14.7	-3.8	-3.6	1.3	5.4	-1.3
Finished and unfinished leather.....	04	2701	-14.7	-3.8	-3.6	1.3	5.4	-1.3
Finished and unfinished leather.....	04	270102	-14.7	-3.8	-3.6	1.3	5.4	-1.3
Footwear.....	04	3	10.1	0.8	1.3	0.0	1.5	1.3
Men's nonathletic footwear.....	04	31	11.4	0.9	1.5	0.0	1.7	1.8
Men's footwear (size 6 and larger), excluding athletic.....	04	3105	11.4	0.9	1.5	0.0	1.7	1.8
Men's footwear (size 6 and larger), excluding athletic.....	04	310501	11.4	0.9	1.5	0.0	1.7	1.8
Women's nonathletic footwear.....	04	32	6.2	0.1	1.2	0.0	1.3	0.3
Women's footwear (size 4 and larger), excluding athletic.....	04	3205	6.2	0.1	1.2	0.0	1.3	0.3
Women's footwear (size 4 and larger), excluding athletic.....	04	320501	6.2	0.1	1.2	0.0	1.3	0.3
Other leather and related products.....	04	4	5.2	0.5	0.0	0.5	0.5	0.1
Luggage and small leather goods.....	04	41	2.8	0.1	0.0	0.0	0.0	0.2
Luggage and small leather goods.....	04	4101	2.8	0.1	0.0	0.0	0.0	0.2
Luggage (including suitcases, travel bags, backpacks, and other types).....	04	410112	4.2	0.0	0.1	0.0	0.0	0.2
Women's and children's handbags and purses.....	04	410128	0.0	0.0	0.0	0.1	0.0	0.0
Personal leather goods (excluding women's handbags and purses).....	04	410132	6.2	0.4	0.0	0.0	0.0	0.4
Leather and leather-like goods, n.e.c.....	04	45	8.2	1.1	0.0	1.1	1.2	0.0
Leather and leather-like goods, n.e.c.....	04	4501	8.2	1.1	0.0	1.1	1.2	0.0
All other leather goods.....	04	450101	8.7	1.3	0.0	0.8	1.3	0.0
Boot and shoe cut stock and findings.....	04	4501011	10.2	1.5	0.0	1.5	0.6	0.0
All other miscellaneous leather goods.....	04	4501014	8.4	1.2	0.0	0.6	1.5	0.0
Leather belts, made from purchased materials.....	04	450111	4.0	0.0	0.0	3.5	0.0	0.0
Fuels and related products and power.....	05	-	37.3	3.6	9.4	10.0	-10.1	-3.0
Coal.....	05	1	56.1	15.6	0.8	6.2	3.3	-2.3
Anthracite.....	05	11	38.2	5.2	0.0	3.4	12.1	2.8
Prepared anthracite shipped.....	05	1101	39.2	5.2	0.0	3.4	12.1	2.8
Prepared anthracite shipped.....	05	110117	39.2	5.2	0.0	3.4	12.1	2.8
Bituminous coal and lignite.....	05	12	56.2	15.6	0.8	6.2	3.3	-2.3
Unprepared bituminous coal and lignite.....	05	1208	-	1.3	-7.1	-0.2	-5.8	-
Unprepared bituminous coal and lignite.....	05	12081	-	1.3	-7.1	-0.2	-5.8	-
Unprepared bituminous coal and lignite from surface mine.....	05	120811	-	1.3	-7.1	-0.2	-5.8	-

See footnotes at end of table.

Table 7. Producer price index percentage changes for commodity and service groupings and individual items, not seasonally adjusted — Continued
[August 2022]

Title	Commodity code		Unadjusted 12-month percent change ¹	Unadjusted 1-month percent change ¹				
	Group code	Item code		Aug. 2021 to Aug. 2022 ^P	Mar. to Apr.	Apr. to May ^P	May to June ^P	June to July ^P
Prepared bituminous coal and lignite.....	05	1209	66.6	18.0	1.9	7.1	4.4	-1.7
Prepared bituminous coal & lignite, washed by wet-washing, pneumatic, or other.....	05	12091	83.7	25.1	0.6	6.4	1.7	0.0
Prepared bituminous coal & lignite surface mine, wet-washing, pneumatic, or other.....	05	120911	7.4	0.0	0.0	2.2	0.0	0.0
Prepared bituminous coal & lignite underground mine, wet-washing, pneumatic, or other.....	05	120912	120.2	33.5	0.8	7.4	2.1	0.0
Prepared bituminous coal & lignite, mechanically crushed/screened/sized only.....	05	12092	43.1	6.6	4.4	8.3	9.3	-4.5
Prepared bituminous coal & lignite surface mine, mechanically crushed/screened/sized only.....	05	120921	7.6	0.5	-0.2	-0.3	0.2	-1.2
Prepared bituminous coal underground mine, mechanically crushed/screened/sized only.....	05	120922	164.8	24.0	15.0	25.7	23.7	-8.8
Gas fuels.....	05	3	100.5	14.7	26.8	9.1	-20.9	29.2
Natural gas.....	05	31	118.0	20.0	32.1	10.6	-22.4	35.3
Natural gas.....	05	3101	118.0	20.0	32.1	10.6	-22.4	35.3
Natural gas.....	05	310105	118.0	20.0	32.1	10.6	-22.4	35.3
Natural gas from the wellhead.....	05	3101051	118.6	20.3	31.7	10.1	-22.4	36.0
Natural gas from processing facilities.....	05	3101052	113.9	17.9	35.6	14.8	-22.1	30.5
Liquefied petroleum gas.....	05	32	27.1	-3.4	4.1	0.9	-11.8	-2.5
Liquefied petroleum gas.....	05	3201	27.1	-3.4	4.1	0.9	-11.8	-2.5
Isopentane and natural gasoline.....	05	320102	11.9	-10.8	-3.0	-2.8	-10.5	-10.5
Propane.....	05	320104	-4.4	-10.5	-6.1	-2.0	-6.6	-5.5
Butane.....	05	320105	-8.9	-10.3	-2.7	-6.5	-12.9	-3.8
Plant condensate, ethane, gas mixtures, and other natural gas liquids...	05	320108	61.0	4.4	11.9	4.5	-13.6	0.5
Electric power.....	05	4	13.1	-0.3	1.3	6.9	2.2	1.0
Residential electric power.....	05	41	12.2	0.4	1.2	4.7	1.4	1.0
Residential electric power.....	05	4121	12.2	0.4	1.2	4.7	1.4	1.0
Residential electric power.....	05	412101	12.2	0.4	1.2	4.7	1.4	1.0
Residential electric power, New England.....	05	4121011	17.0	-2.0	0.5	0.0	4.1	0.0
Residential electric power, Middle Atlantic.....	05	4121012	11.7	-3.5	1.0	7.8	-2.8	2.1
Residential electric power, East North Central.....	05	4121013	3.0	1.1	0.0	6.5	0.0	1.0
Residential electric power, West North Central.....	05	4121014	6.5	0.9	0.6	15.7	1.2	2.2
Residential electric power, South Atlantic.....	05	4121015	11.6	1.1	0.5	3.7	1.7	0.2
Residential electric power, East South Central.....	05	4121016	18.7	1.2	-0.1	5.4	6.1	5.1
Residential electric power, West South Central.....	05	4121017	17.8	2.8	5.2	5.4	4.2	0.3
Residential electric power, Mountain.....	05	4121018	4.6	1.2	3.4	1.7	1.4	0.0
Residential electric power, Pacific.....	05	4121019	17.9	0.0	0.2	0.0	0.0	0.0
Commercial electric power.....	05	42	14.7	-1.1	1.1	10.3	2.4	1.0
Commercial electric power.....	05	4221	14.7	-1.1	1.1	10.3	2.4	1.0
Commercial electric power.....	05	422101	14.7	-1.1	1.1	10.3	2.4	1.0
Commercial electric power, New England.....	05	4221011	17.4	-0.5	1.2	2.3	4.3	0.0
Commercial electric power, Middle Atlantic.....	05	4221012	21.9	-9.4	3.5	12.2	3.8	1.4
Commercial electric power, East North Central.....	05	4221013	5.9	0.5	0.6	5.9	0.8	0.2
Commercial electric power, West North Central.....	05	4221014	5.8	0.2	-1.0	11.0	2.7	3.5
Commercial electric power, South Atlantic.....	05	4221015	11.3	0.0	0.4	1.6	1.8	0.3
Commercial electric power, East South Central.....	05	4221016	19.7	1.0	0.5	3.8	7.3	7.4
Commercial electric power, West South Central.....	05	4221017	19.7	4.3	1.9	14.8	2.5	0.5
Commercial electric power, Mountain.....	05	4221018	9.7	3.2	2.2	1.0	4.1	0.0
Commercial electric power, Pacific.....	05	4221019	16.6	-0.5	0.1	25.3	0.0	0.0
Industrial electric power.....	05	43	12.2	-0.7	1.8	6.1	3.9	1.2
Industrial electric power.....	05	4321	12.2	-0.7	1.8	6.1	3.9	1.2
Industrial electric power.....	05	432101	12.2	-0.7	1.8	6.1	3.9	1.2
Industrial electric power, New England.....	05	4321011	36.6	-18.2	-3.5	0.9	18.5	-1.1
Industrial electric power, Middle Atlantic.....	05	4321012	31.0	-5.1	-1.2	11.3	8.2	-0.5
Industrial electric power, East North Central.....	05	4321013	-10.7	1.1	0.2	-8.1	1.0	-0.3
Industrial electric power, West North Central.....	05	4321014	8.6	-3.1	6.3	9.5	7.0	6.1
Industrial electric power, South Atlantic.....	05	4321015	9.9	1.0	0.3	1.0	2.4	0.5
Industrial electric power, East South Central.....	05	4321016	21.3	0.3	7.7	2.3	7.7	2.6
Industrial electric power, West South Central.....	05	4321017	12.9	2.7	-0.4	10.0	1.6	0.1
Industrial electric power, Mountain.....	05	4321018	24.2	7.3	9.8	6.1	1.1	5.7
Industrial electric power, Pacific.....	05	4321019	17.0	0.0	0.1	29.6	0.1	0.0
Transportation electric power.....	05	46	2.5	-0.1	0.2	-5.7	1.8	-0.1
Transportation electric power.....	05	4621	2.5	-0.1	0.2	-5.7	1.8	-0.1

See footnotes at end of table.

Table 7. Producer price index percentage changes for commodity and service groupings and individual items, not seasonally adjusted — Continued
 [August 2022]

Title	Commodity code		Unadjusted 12-month percent change ¹	Unadjusted 1-month percent change ¹				
	Group code	Item code		Aug. 2021 to Aug. 2022 ^P	Mar. to Apr.	Apr. to May ^P	May to June ^P	June to July ^P
Transportation electric power.....	05	462111	2.5	-0.1	0.2	-5.7	1.8	-0.1
Utility natural gas.....	05	5	34.8	4.8	13.1	11.7	-10.1	4.0
Residential natural gas.....	05	51	25.0	2.4	4.5	6.8	-2.5	2.4
Residential natural gas.....	05	5121	25.0	2.4	4.5	6.8	-2.5	2.4
Residential natural gas.....	05	512101	25.0	2.4	4.5	6.8	-2.5	2.4
Residential natural gas, New England.....	05	5121011	21.7	0.5	-8.7	7.6	0.0	-9.0
Residential natural gas, Middle Atlantic.....	05	5121012	13.9	1.7	1.1	2.8	-0.8	1.6
Residential natural gas, East North Central.....	05	5121013	26.8	5.3	9.3	7.4	-3.3	4.6
Residential natural gas, West North Central.....	05	5121014	32.1	1.8	6.2	11.1	-10.5	6.1
Residential natural gas, South Atlantic.....	05	5121015	21.1	0.4	6.6	8.1	0.3	-1.2
Residential natural gas, East South Central.....	05	5121016	11.7	-4.2	8.3	5.6	5.9	-16.4
Residential natural gas, West South Central.....	05	5121017	36.8	-0.8	3.1	4.8	-1.9	11.2
Residential natural gas, Mountain.....	05	5121018	37.5	7.0	1.4	8.5	1.9	0.4
Residential natural gas, Pacific.....	05	5121019	27.2	2.5	5.7	8.0	-5.9	4.7
Commercial natural gas.....	05	52	38.6	2.8	6.8	8.4	-3.2	5.4
Commercial natural gas.....	05	5221	38.6	2.8	6.8	8.4	-3.2	5.4
Commercial natural gas.....	05	522101	38.6	2.8	6.8	8.4	-3.2	5.4
Commercial natural gas, New England.....	05	5221011	28.9	0.4	-8.8	9.7	0.2	-11.9
Commercial natural gas, Middle Atlantic.....	05	5221012	26.1	1.6	4.0	6.4	-0.6	5.0
Commercial natural gas, East North Central.....	05	5221013	37.1	4.9	12.9	3.1	-1.6	9.6
Commercial natural gas, West North Central.....	05	5221014	51.2	2.7	13.8	12.4	-11.4	11.1
Commercial natural gas, South Atlantic.....	05	5221015	26.4	4.6	7.5	8.5	-2.1	0.2
Commercial natural gas, East South Central.....	05	5221016	37.1	-2.9	10.7	14.1	3.3	-4.5
Commercial natural gas, West South Central.....	05	5221017	49.3	1.8	3.9	6.8	-4.1	13.8
Commercial natural gas, Mountain.....	05	5221018	50.6	14.2	1.6	12.1	2.3	1.3
Commercial natural gas, Pacific.....	05	5221019	53.7	-1.9	8.6	13.9	-10.0	7.2
Industrial natural gas.....	05	53	47.9	4.8	14.3	12.7	-10.3	11.3
Industrial natural gas.....	05	5321	47.9	4.8	14.3	12.7	-10.3	11.3
Industrial natural gas.....	05	532101	47.9	4.8	14.3	12.7	-10.3	11.3
Industrial natural gas, New England.....	05	5321011	37.7	0.3	-9.7	11.9	0.4	-15.4
Industrial natural gas, Middle Atlantic.....	05	5321012	41.1	2.8	3.5	5.6	-7.0	11.5
Industrial natural gas, East North Central.....	05	5321013	34.0	6.3	15.0	11.5	-9.7	17.7
Industrial natural gas, West North Central.....	05	5321014	34.0	0.6	8.0	12.0	-11.5	3.2
Industrial natural gas, South Atlantic.....	05	5321015	25.9	-0.1	10.6	8.8	-4.1	-0.1
Industrial natural gas, East South Central.....	05	5321016	46.1	-8.3	10.3	10.9	15.5	-6.4
Industrial natural gas, West South Central.....	05	5321017	89.6	13.4	28.3	21.0	-18.6	21.4
Industrial natural gas, Mountain.....	05	5321018	24.7	2.3	3.7	0.2	0.3	2.2
Industrial natural gas, Pacific.....	05	5321019	26.1	0.9	7.1	4.2	-7.8	5.7
Natural gas to electric power.....	05	54	43.9	8.7	26.0	17.7	-19.2	4.5
Natural gas to electric power.....	05	5421	43.9	8.7	26.0	17.7	-19.2	4.5
Natural gas to electric power.....	05	542101	43.9	8.7	26.0	17.7	-19.2	4.5
Crude petroleum (domestic production).....	05	6	38.8	0.6	2.1	12.8	-16.6	-5.3
Crude petroleum (domestic production).....	05	61	38.8	0.6	2.1	12.8	-16.6	-5.3
Crude petroleum (domestic production).....	05	6101	38.8	0.6	2.1	12.8	-16.6	-5.3
Crude petroleum (domestic production).....	05	610102	38.8	0.6	2.1	12.8	-16.6	-5.3
Petroleum products, refined.....	05	7	39.8	3.1	11.3	11.5	-12.7	-13.6
Gasoline.....	05	71	25.5	-1.6	13.7	13.8	-15.3	-16.2
Unleaded premium gasoline.....	05	7103	30.5	-0.2	16.2	13.5	-11.2	-17.8
Unleaded premium gasoline.....	05	710304	30.5	-0.2	16.2	13.5	-11.2	-17.8
Unleaded regular gasoline.....	05	7104	24.9	-2.0	13.5	13.9	-16.2	-16.0
Unleaded regular gasoline.....	05	710404	24.9	-2.0	13.5	13.9	-16.2	-16.0
Unleaded mid-premium gasoline.....	05	7105	24.5	-6.6	20.4	17.6	-14.0	-20.0
Unleaded mid-premium gasoline.....	05	710504	24.5	-6.6	20.4	17.6	-14.0	-20.0
Kerosene and jet fuels.....	05	72	73.9	13.0	10.3	-0.5	-6.6	-12.6
Kerosene.....	05	7202	71.7	5.4	17.4	5.4	-14.3	-7.3
Kerosene.....	05	720201	71.7	5.4	17.4	5.4	-14.3	-7.3
Jet fuel.....	05	7203	74.1	13.3	10.0	-0.8	-6.3	-12.8
Jet fuel.....	05	720301	74.1	13.3	10.0	-0.8	-6.3	-12.8
Light fuel oils.....	05	73	54.1	5.2	11.0	12.7	-14.1	-13.3
Home heating oil and distillates.....	05	7302	59.2	7.6	6.6	5.9	-14.9	-12.4
Home heating oil and distillates.....	05	730201	59.2	7.6	6.6	5.9	-14.9	-12.4
No. 2 diesel fuel.....	05	7303	53.8	5.0	11.3	13.2	-14.1	-13.4

See footnotes at end of table.

Table 7. Producer price index percentage changes for commodity and service groupings and individual items, not seasonally adjusted — Continued
 [August 2022]

Title	Commodity code		Unadjusted 12-month percent change ¹	Unadjusted 1-month percent change ¹				
	Group code	Item code		Aug. 2021 to Aug. 2022 ^P	Mar. to Apr.	Apr. to May ^P	May to June ^P	June to July ^P
No. 2 diesel fuel.....	05	730302	53.8	5.0	11.3	13.2	-14.1	-13.4
Residual fuels (heavy fuel oils, incl. #5, #6, & other residual fuels).....	05	74	25.5	8.4	0.7	6.3	-4.2	-16.7
Residual fuels (heavy fuel oils, incl. #5, #6, & other residual fuels).....	05	7407	25.5	8.4	0.7	6.3	-4.2	-16.7
Residual fuels (heavy fuel oils, incl. #5, #6, & other residual fuels).....	05	740703	25.5	8.4	0.7	6.3	-4.2	-16.7
Finished lubricants.....	05	76	21.2	4.6	-0.1	5.1	3.1	0.8
Lubricating and similar oils.....	05	7604	22.4	4.6	-0.2	5.6	3.2	0.8
Lubricating and similar oils not from petroleum refineries.....	05	760401	22.4	4.6	-0.2	5.6	3.2	0.8
Lubricating oil base stocks.....	05	78	51.1	13.2	9.1	11.2	2.9	-0.5
Lubricating oil base stocks.....	05	7801	51.1	13.2	9.1	11.2	2.9	-0.5
Lubricating oil base stocks.....	05	780121	51.1	13.2	9.1	11.2	2.9	-0.5
Asphalt and other petroleum and coal products, n.e.c.....	05	8	54.4	10.2	9.8	0.0	-5.4	-3.4
Asphalt and other petroleum and coal products, n.e.c.....	05	81	54.4	10.2	9.8	0.0	-5.4	-3.4
Asphalt.....	05	8102	60.6	15.8	15.4	6.4	3.2	-5.2
Asphalt.....	05	810212	60.6	15.8	15.4	6.4	3.2	-5.2
Other petroleum and coal products, including coke oven products, n.e.c.....	05	8103	49.2	6.8	6.2	-4.6	-12.2	-1.8
Other petroleum and coal products, including coke oven products, n.e.c.....	05	810319	49.2	6.8	6.2	-4.6	-12.2	-1.8
Other petroleum and coal products, made in coke oven establishments.....	05	8103191	41.6	5.9	6.4	2.6	2.8	0.8
Chemicals and allied products.....	06	—	8.2	1.9	1.9	0.8	0.4	-2.3
Industrial chemicals.....	06	1	10.0	1.1	4.2	1.4	2.2	-5.9
Basic inorganic chemicals.....	06	13	27.1	2.6	3.7	1.3	4.0	0.4
Inorganic chemicals, other than alkalis and chlorine.....	06	1302	14.8	1.6	2.8	0.9	2.1	-0.1
Aluminum compounds.....	06	130209	3.1	0.0	0.0	0.0	0.0	0.7
Inorganic acids, inc. hydrochloric, sulfuric acid and other.....	06	13020T	45.4	4.5	13.2	5.0	0.1	-6.3
Sulfuric acid.....	06	13020T1	50.0	4.8	17.1	6.9	-0.1	-9.0
Lime.....	06	130213	26.6	0.7	3.1	0.7	12.2	0.0
Potassium & sodium compounds, ex. bleaches.....	06	130217	24.1	0.2	2.6	1.1	3.0	2.9
Rock salt.....	06	130271	—	-5.7	0.0	0.0	0.0	—
Other inorganic chemicals, nec.....	06	130283	4.5	2.1	-0.3	-0.1	0.7	0.9
All other inorganic chemicals.....	06	1302833	11.0	0.6	-0.4	-0.2	-0.3	1.4
Alkalis and chlorine, including natural sodium carbonate and sulfate.....	06	1303	57.1	4.7	5.7	1.9	7.7	1.3
Chlorine, sodium hydroxide, and other alkalis.....	06	130302	64.6	4.6	6.7	2.3	8.5	1.5
Sodium hydroxide (caustic soda).....	06	1303024	65.4	-0.5	9.1	2.3	6.7	0.5
Other alkalis.....	06	1303028	48.3	4.7	2.5	2.3	8.2	3.4
Basic organic chemicals.....	06	14	7.6	0.8	4.3	1.4	2.0	-6.8
Primary basic organic chemicals.....	06	1401	-8.1	-1.0	5.2	0.8	3.3	-16.7
Aromatics.....	06	140197	15.3	8.5	7.9	10.5	13.2	-34.3
Liquid refinery gases.....	06	140198	-14.9	-4.3	4.1	-3.1	-1.2	-7.8
Cyclic intermediate chemicals and dyes.....	06	1402	14.9	1.4	0.3	0.3	2.5	-0.9
Cyclic intermediate chemicals.....	06	140281	14.0	1.5	0.2	0.2	2.6	-0.9
Synthetic organic dyes.....	06	140282	28.9	-0.2	1.3	2.0	1.6	0.0
Other basic organics.....	06	1403	19.0	2.1	3.9	1.9	1.0	-0.2
Ethanol (ethyl alcohol).....	06	140341	8.4	3.0	10.2	3.6	-5.3	-4.1
Other basic organics, n.e.c.....	06	140399	22.4	1.9	2.1	1.4	3.1	0.9
Fatty acids.....	06	1403991	35.7	4.4	2.8	6.6	4.1	-4.0
Bulk pesticides and other bulk synthetic organic agricultural chemicals, excluding preparation.....	06	1403992	14.5	0.0	0.8	0.0	0.0	0.0
Industrial organic flavor oil mixtures and blends.....	06	1403993	21.1	0.0	0.8	0.0	3.8	0.7
Natural organic chemicals.....	06	1403995	39.1	-0.8	0.0	2.5	2.8	2.1
Synthetic organic chemicals for use as flavor and perfume materials.....	06	1403997	16.1	-0.2	0.3	0.3	0.0	1.9
Synthetic organic plasticizers.....	06	1403999	45.9	4.1	10.5	0.0	6.3	-4.8
Other synthetic organic chemicals.....	06	140399A	21.4	0.8	1.0	-2.3	5.2	-0.3
Miscellaneous end use chemicals and chemical products, excluding urea.....	06	140399B	18.2	2.2	-0.1	2.6	0.9	3.7
Miscellaneous cyclic and acyclic chemicals and chemical products, excluding fatty acid esters.....	06	140399C	32.3	3.0	6.5	2.2	5.4	0.0
Paints and allied products.....	06	2	22.6	4.7	1.3	1.5	1.6	1.0
Prepared paint.....	06	21	24.7	5.3	0.6	1.4	2.2	0.4
Architectural coatings.....	06	2101	26.6	9.5	0.8	0.3	0.7	0.1
Architectural coatings.....	06	210104	26.6	9.5	0.8	0.3	0.7	0.1
Exterior architectural coatings.....	06	2101041	34.3	10.1	1.6	0.2	1.0	0.3

See footnotes at end of table.

Table 7. Producer price index percentage changes for commodity and service groupings and individual items, not seasonally adjusted — Continued
 [August 2022]

Title	Commodity code		Unadjusted 12-month percent change ¹	Unadjusted 1-month percent change ¹				
	Group code	Item code		Aug. 2021 to Aug. 2022 ^P	Mar. to Apr.	Apr. to May ^P	May to June ^P	June to July ^P
Interior architectural coatings.....	06	2101042	22.4	9.2	0.4	0.4	0.6	0.0
OEM finishes excluding marine coatings.....	06	2102	22.6	2.8	0.0	1.2	7.2	0.0
OEM finishes excluding marine coatings.....	06	210201	22.6	2.8	0.0	1.2	7.2	0.0
Transportation finishes, except powdered and high-solids coatings. . .	06	2102011	8.8	1.9	-2.5	1.6	3.8	0.0
All other product finishes for original equipment manufacturers (OEM), excluding marine coating.....	06	2102012	28.5	3.2	1.0	1.0	8.4	0.0
Special purpose coatings, incl. marine, industrial & construction coatings.....	06	2103	23.9	0.7	1.0	3.6	-0.3	1.4
Special purpose coatings, incl. marine, industrial & construction coatings.....	06	210301	23.9	0.7	1.0	3.6	-0.3	1.4
Paint materials.....	06	22	17.7	3.0	3.6	1.6	0.2	3.2
Paint colors.....	06	2202	19.5	3.4	4.0	1.8	0.3	3.6
All other inorganic pigments, including TiO2, chrome colors, and other white opaque pigments.....	06	22020N	—	3.3	5.3	1.4	0.4	4.4
Synthetic organic pigments.....	06	220298	12.1	4.0	-0.5	3.0	-0.4	0.5
Kaolin and ball clay.....	06	2204	3.6	0.0	0.0	0.0	0.0	0.0
Kaolin and ball clay.....	06	220407	3.6	0.0	0.0	0.0	0.0	0.0
Allied and miscellaneous paint products.....	06	23	14.5	3.4	0.4	2.3	-0.8	0.2
Allied and miscellaneous paint products.....	06	2301	14.5	3.4	0.4	2.3	-0.8	0.2
Allied and miscellaneous paint products.....	06	230104	14.5	3.4	0.4	2.3	-0.8	0.2
Drugs and pharmaceuticals.....	06	3	3.0	0.1	0.0	0.2	0.4	0.0
Medicinal and botanical chemicals, drugs, and other products.....	06	31	1.7	0.1	-1.1	0.5	0.1	0.1
Medicinal and botanical chemicals, drugs, and other products.....	06	3102	1.7	0.1	-1.1	0.5	0.1	0.1
Synthetic organic medicinal chemicals, medicinal & botanical drugs, & other products.....	06	310203	1.7	0.1	-1.1	0.5	0.1	0.1
Biological products, including diagnostics.....	06	37	4.9	0.5	0.3	-0.1	0.2	-0.1
Biological products, excluding diagnostic, for veterinary, industrial, and all other misc. uses.....	06	3717	—	0.0	0.0	-0.8	-0.4	—
Diagnostics.....	06	3718	9.0	0.5	0.7	-0.1	0.4	-0.2
In-vitro diagnostic substances.....	06	371801	9.7	0.0	0.6	0.0	0.0	0.0
Biological products, excluding diagnostic, for human use.....	06	3719	3.1	0.5	0.0	0.0	0.1	0.0
Pharmaceutical preparations.....	06	38	2.4	0.0	0.0	0.0	0.5	0.1
Pharmaceuticals affecting neoplasms, the endocrine system, & metabolic diseases.....	06	3801	1.9	0.0	0.0	0.0	0.1	0.1
Cancer therapy products.....	06	380102	4.6	0.0	0.0	0.0	1.3	0.0
Insulin/antidiabetes products.....	06	380103	3.0	0.0	0.0	0.0	0.3	0.0
Other neoplasms, endocrine system, and metabolic diseases.....	06	380104	1.2	0.0	0.0	0.0	0.0	0.0
Hormones and oral contraceptives.....	06	380105	1.9	0.0	0.0	0.0	0.1	1.2
Pharmaceuticals acting on the central nervous system and the sense organs.....	06	3802	4.2	0.0	0.0	0.0	0.8	0.0
Analgesics.....	06	380202	5.7	0.0	0.0	0.0	0.0	0.0
Analgesics, over-the-counter.....	06	380202OC	4.6	0.0	0.0	0.0	0.0	0.5
Analgesics, prescription.....	06	380202RX	5.8	0.0	0.0	0.0	0.0	0.0
Psychotherapeutics.....	06	380203	2.6	0.0	0.0	-0.3	0.0	0.0
Antidepressants.....	06	3802031	2.7	0.0	0.0	0.0	0.0	0.0
Other psychotherapeutics, including tranquilizers.....	06	3802032	2.6	0.0	0.0	-0.6	0.0	0.0
Anticonvulsants.....	06	380204	3.1	0.0	0.0	0.0	0.0	0.0
Other central nervous system and sense organs.....	06	380205	3.3	0.0	0.0	0.0	1.9	0.0
Pharmaceuticals acting on the cardiovascular system.....	06	3803	0.7	0.0	0.0	0.0	0.0	0.0
Other cardiovascular preparations.....	06	380305	-0.2	0.0	0.0	0.0	0.0	0.0
Pharmaceuticals acting on the respiratory system.....	06	3804	1.2	0.1	0.0	0.0	0.0	0.0
Antihistamines and bronchodilators, including antiasthmatics.....	06	380402	3.6	0.0	0.0	0.0	0.0	0.0
Other respiratory preparations.....	06	380403	0.4	0.1	0.0	0.0	0.0	0.0
Other respiratory preparations, over-the-counter.....	06	380403OC	2.8	1.0	0.0	0.0	0.0	0.0
Other respiratory preparations, prescription.....	06	380403RX	0.0	0.0	0.0	0.0	0.0	0.0
Pharmaceuticals acting on the digestive or the genito-urinary systems. . .	06	3805	0.1	-1.2	0.2	0.2	0.0	0.0
Other digestive or genito-urinary preparations.....	06	380503	0.1	-1.2	0.2	0.2	0.0	0.0
Other digestive or genito-urinary preparations, prescription.....	06	380503RX	0.1	-1.4	0.3	0.3	0.0	0.0
Pharmaceuticals acting on the skin.....	06	3806	0.3	0.0	0.0	0.0	0.0	0.0
Other pharmaceutical preparations acting on the skin.....	06	380603	0.4	0.0	0.0	0.0	0.0	0.0
Anti-acne preparations.....	06	380604	0.0	0.0	0.0	0.0	0.0	0.0
Vitamin, nutrient, and hematinic preparations.....	06	3807	6.0	0.3	-0.1	0.0	3.4	0.3
Multivitamins.....	06	380702	12.0	0.5	0.0	0.0	8.0	0.0
Other vitamins and nutrients.....	06	380703	1.7	0.2	-0.1	-0.1	0.1	0.6
Pharmaceuticals affecting parasitic and infective diseases.....	06	3808	1.6	0.0	0.0	0.0	0.0	0.0
Broad and medium spectrum antibiotics.....	06	380802	0.5	0.0	0.0	0.0	0.0	0.0

See footnotes at end of table.

Table 7. Producer price index percentage changes for commodity and service groupings and individual items, not seasonally adjusted — Continued
 [August 2022]

Title	Commodity code		Unadjusted 12-month percent change ¹	Unadjusted 1-month percent change ¹				
	Group code	Item code		Aug. 2021 to Aug. 2022 ^P	Mar. to Apr.	Apr. to May ^P	May to June ^P	June to July ^P
Systemic antivirals.....	06	380803	3.5	0.0	0.0	0.0	0.0	0.0
Other parasitic and infective diseases.....	06	380804	1.4	0.0	0.0	0.0	0.0	0.0
Fats and oils, inedible.....	06	4	2.6	0.4	3.3	2.2	-7.7	1.1
Fats and oils, inedible.....	06	41	2.6	0.4	3.3	2.2	-7.7	1.1
Fats and oils, inedible.....	06	4101	2.6	0.4	3.3	2.2	-7.7	1.1
Soybean oil, processed for inedible purposes.....	06	410131	-2.1	0.6	3.0	2.6	-8.8	1.0
Crude soybean oil, degummed, made from soybeans crushed in the same establishment.....	06	4101311	1.5	-1.1	5.1	0.2	-1.1	0.0
Soybean oil, all other types.....	06	4101312	-3.6	1.3	2.2	3.5	-11.8	1.4
Lard, inedible tallow, and grease, except wool grease.....	06	410132	22.4	-0.6	4.4	1.1	-3.6	1.2
Agricultural chemicals and chemical products.....	06	5	30.2	10.3	-0.7	-2.3	-4.6	-2.2
Mixed fertilizers.....	06	51	13.3	1.6	0.5	0.8	-2.9	-2.9
Mixed fertilizers.....	06	5105	13.3	1.6	0.5	0.8	-2.9	-2.9
Mixed fertilizers.....	06	510501	13.3	1.6	0.5	0.8	-2.9	-2.9
Mixed fertilizers, made in plants which manufacture fertilizer materials.....	06	5105011	19.5	1.9	0.5	4.1	-0.8	-6.2
Mixed fertilizers, dry, mixing only.....	06	5105012	8.9	1.8	0.9	-0.4	-4.5	0.0
Mixed fertilizers, liquid, mixing only.....	06	5105013	16.1	0.0	-1.0	-3.3	-2.2	-5.4
Fertilizer materials.....	06	52	27.8	4.9	-0.4	-6.3	-8.6	-4.0
Nitrogenates.....	06	5201	45.8	8.3	-0.8	-5.6	-11.3	-8.1
Fertilizer materials of organic origin.....	06	520137	5.5	0.0	0.0	0.0	0.0	0.0
Synthetic ammonia, nitric acid, ammonium compounds, and urea.....	06	52013A	48.4	8.6	-0.9	-5.8	-11.7	-8.5
Phosphates.....	06	5202	15.2	1.7	0.0	-6.9	-6.0	0.0
Phosphoric acid, 52-54 percent APA, superphosphates and other phosphate fertilizer materials.....	06	52026A	15.2	1.7	0.0	-6.9	-6.0	0.0
Other agricultural chemicals.....	06	53	41.8	24.8	-1.7	2.8	0.7	0.3
Other agricultural chemicals.....	06	5301	41.8	24.8	-1.7	2.8	0.7	0.3
Lawn and garden pesticides and chemicals.....	06	530107	6.4	1.7	0.0	0.0	0.0	-0.8
Household and institutional pesticides and chemicals.....	06	530108	15.7	0.0	0.0	4.8	0.0	0.0
Agricultural and commercial pesticides and chemicals.....	06	530109	47.7	29.5	-1.9	2.7	0.8	0.4
Plastic resins and materials.....	06	6	-5.2	4.0	1.7	1.2	-1.6	-3.5
Thermoplastic resins and plastics materials.....	06	62	-7.6	4.5	1.5	1.2	-2.0	-4.0
Thermoplastic resins and plastics materials.....	06	6212	-7.6	4.5	1.5	1.2	-2.0	-4.0
Thermoplastic resins and plastics materials.....	06	621201	-7.6	4.5	1.5	1.2	-2.0	-4.0
Thermosetting resins and plastics materials.....	06	63	14.7	0.8	3.5	1.5	1.4	-0.3
Thermosetting resins and plastics materials.....	06	6306	14.7	0.8	3.5	1.5	1.4	-0.3
Thermosetting resins and plastics materials.....	06	630601	14.7	0.8	3.5	1.5	1.4	-0.3
Other chemicals and allied products.....	06	7	13.7	0.9	1.5	1.4	0.6	1.1
Soaps and detergents.....	06	71	10.2	0.4	2.4	0.7	0.3	0.5
Soaps and other detergents.....	06	7104	10.2	0.4	2.4	0.7	0.3	0.5
Soaps and detergents, commercial, industrial, and institutional.....	06	710401	13.8	0.4	3.1	1.4	0.7	0.9
Commercial, industrial, and institutional hard surface cleaners.....	06	71040101	7.0	1.2	1.4	0.0	0.6	0.0
Commercial, industrial, and institutional laundry detergents.....	06	71040102	10.9	0.5	0.5	2.1	0.1	0.1
Commercial, industrial, and institutional dishwashing detergents.....	06	71040103	17.7	0.1	7.3	1.9	0.0	1.1
Commercial, industrial, and institutional metal cleaners.....	06	71040104	18.6	3.0	0.0	0.0	0.2	0.2
Dairy, farm, and food plant cleaners, sanitizers, etc.....	06	71040106	16.0	0.5	0.0	0.0	4.4	0.0
Commercial, industrial, and institutional soaps, excluding specialty cleaners.....	06	71040107	14.8	-0.2	1.0	0.9	1.9	3.7
Commercial, industrial, and institutional scouring cleaners.....	06	71040109	0.1	0.0	0.1	0.0	0.0	0.0
Household detergents.....	06	710402	1.7	0.0	2.3	0.1	0.0	0.1
Household alkaline detergents and cleaners.....	06	7104021	10.5	0.1	8.3	0.3	0.0	0.3
Household dry and liquid laundry detergents.....	06	7104022	-1.5	0.0	0.0	0.0	0.0	0.0
Soaps, excluding specialty cleaners, household.....	06	710403	8.9	0.1	1.3	0.5	0.2	0.8
Polish and other sanitation goods.....	06	72	8.0	0.2	0.6	0.4	0.1	1.0
Polish and other sanitation goods.....	06	7201	8.0	0.2	0.6	0.4	0.1	1.0
Polishing preparations and related products.....	06	720103	16.6	1.0	0.6	0.3	0.0	0.7
Specialty cleaning and sanitation products.....	06	720105	8.5	0.1	0.8	0.5	0.2	1.3
Disinfectants, nonagricultural, industrial and institutional.....	06	7201051	11.0	0.0	0.7	0.7	0.8	0.0
Air and room fresheners.....	06	7201053	15.8	0.0	0.1	0.0	0.0	5.3
Laundry fabric softeners and rinses, liquid and dry.....	06	7201058	2.9	0.0	1.5	0.0	0.0	0.0
Other specialty cleaning and sanitation products.....	06	7201059	8.1	0.2	0.5	1.1	0.1	1.0
Cosmetics and other toilet preparations.....	06	75	6.5	0.1	0.6	0.8	0.2	0.5

See footnotes at end of table.

Table 7. Producer price index percentage changes for commodity and service groupings and individual items, not seasonally adjusted — Continued
[August 2022]

Title	Commodity code		Unadjusted 12-month percent change ¹	Unadjusted 1-month percent change ¹				
	Group code	Item code		Aug. 2021 to Aug. 2022 ^P	Mar. to Apr.	Apr. to May ^P	May to June ^P	June to July ^P
Shaving preparations.....	06	7502	—	0.0	0.1	0.0	0.9	0.2
Shaving preparations.....	06	750206	—	0.0	0.1	0.0	0.9	0.2
Perfumes, toilet waters, and colognes.....	06	7503	6.7	0.4	0.0	3.4	0.0	0.0
Perfumes, toilet waters, and colognes.....	06	750306	6.7	0.4	0.0	3.4	0.0	0.0
Hair preparations (including shampoos).....	06	7504	8.4	0.0	1.1	0.0	0.0	2.4
Hair preparations (including shampoos).....	06	750407	8.4	0.0	1.1	0.0	0.0	2.4
Hair preparations incl professional, consumer, and cream/gel shampoos.....	06	75040701	9.2	0.0	1.4	0.0	0.0	2.5
Hair tonics and hair dressings incl professional and consumer use.	06	75040702	6.0	0.0	0.0	0.0	0.0	2.2
Toothpastes, denture cleaners, and mouthwashes.....	06	7505	6.7	0.1	2.2	3.7	0.4	0.0
Denture cleaners, mouthwashes, gargles, and rinses.....	06	750504	—	0.2	0.5	6.6	0.6	0.0
Creams, lotions, and oils, excluding shaving, hair, and deodorant.....	06	7514	6.2	0.1	0.4	0.0	0.0	0.0
Creams, lotions, and oils, excluding shaving, hair, and deodorant.....	06	751401	6.2	0.1	0.4	0.0	0.0	0.0
Other cosmetics and toilet preparations.....	06	7515	5.3	0.0	0.1	0.4	0.3	0.0
Other cosmetics and toilet preparations.....	06	751501	5.3	0.0	0.1	0.4	0.3	0.0
Misc. chemical prod. and preparations.....	06	79	19.0	1.4	1.7	1.9	1.0	1.5
Explosives, propellants, and blasting accessories.....	06	7902	14.2	2.2	-1.2	0.9	1.7	0.2
Explosives, propellants, and blasting accessories.....	06	790234	14.2	2.2	-1.2	0.9	1.7	0.2
Industrial gases.....	06	7903	18.3	0.1	1.3	1.0	0.4	-0.2
Carbon dioxide.....	06	790302	25.4	0.1	2.8	13.1	5.4	0.7
Nitrogen.....	06	790303	12.9	0.0	0.2	0.1	-0.4	0.3
Oxygen.....	06	790304	14.9	0.0	0.1	0.1	0.4	-2.8
Argon and hydrogen.....	06	790309	-2.7	0.0	-0.3	0.6	0.0	-0.3
Other industrial gases (including fluorocarbon and acetylene).....	06	790312	25.9	0.2	2.0	0.0	0.0	0.0
Adhesives and sealants.....	06	7904	21.8	2.6	1.0	3.1	0.0	1.7
Synthetic resin and rubber adhesives.....	06	790402	20.2	1.8	1.1	2.9	-0.1	2.3
Epoxy adhesives.....	06	7904021	12.8	0.0	0.0	0.2	0.1	4.0
Other synthetic resin and rubber adhesives.....	06	7904026	19.9	1.7	0.8	3.0	-0.5	0.8
Structural sealants (load bearing).....	06	790407	10.1	0.0	3.4	0.0	0.7	0.0
Nonstructural caulking compounds and sealants.....	06	79040A	30.2	3.2	0.8	5.0	0.3	1.0
Surface active agents.....	06	7905	18.3	1.8	1.2	-0.1	5.2	0.9
Textile and leather assistants and finishes.....	06	790501	26.8	0.0	0.8	0.0	21.4	-2.0
Surfactants (bulk surface active agents).....	06	790502	17.0	2.1	1.2	-0.1	2.7	1.4
Gum and wood chemicals, including wood distillation products.....	06	7906	22.3	-1.4	2.7	0.3	1.1	3.9
Gum and wood chemicals, including wood distillation products.....	06	790607	22.3	-1.4	2.7	0.3	1.1	3.9
Other miscellaneous chemical products.....	06	7909	18.5	1.4	2.7	3.0	-0.5	2.3
Carbon black.....	06	790918	51.6	5.4	-0.1	3.0	2.0	-1.2
Printing ink.....	06	790919	11.3	0.9	3.6	-0.3	0.1	1.6
Gravure printing inks.....	06	7909192	0.5	0.0	0.0	0.4	0.0	0.0
Lithographic and offset inks.....	06	7909193	11.2	0.1	5.2	0.1	0.0	0.7
News and nonheat web offset printing inks.....	06	79091931	13.2	0.0	7.8	0.0	0.0	0.0
Publication and commercial web inks.....	06	79091932	9.1	0.0	5.8	0.0	0.0	0.0
Sheet-fed general inks.....	06	79091933	14.7	0.0	3.9	0.4	0.0	2.1
Sheet-fed packaging inks.....	06	79091934	12.1	0.3	2.7	0.2	0.2	1.7
Flexographic printing inks.....	06	7909194	31.2	0.0	10.4	0.0	0.1	5.5
Nonimpact/digital inks.....	06	7909195	4.7	2.2	0.1	-1.0	0.2	0.5
All other printing inks.....	06	7909196	7.4	1.0	-0.4	0.5	0.0	0.0
Water-treating compounds.....	06	790961	16.7	4.3	0.2	2.2	-2.2	0.1
Automotive chemicals.....	06	790991	7.6	-1.6	0.0	1.5	0.3	0.0
Other chemical preparations, n.e.c.....	06	790999	16.0	0.4	4.4	5.0	-1.3	4.3
Rubber and plastic products.....	07	—	15.9	1.5	1.1	1.4	1.0	0.6
Rubber and rubber products.....	07	1	13.6	2.2	0.5	1.1	1.5	0.5
Synthetic rubber, inc. styrene-butadiene rubber (SBR) and ethylene propylene.....	07	11	9.8	3.3	0.6	2.0	4.0	0.1
Synthetic rubber.....	07	1102	9.8	3.3	0.6	2.0	4.0	0.1
Synthetic rubber, inc. sbr and ethylene propylene.....	07	110224	9.8	3.3	0.6	2.0	4.0	0.1
Tires, tubes, tread, & repair materials.....	07	12	14.5	3.4	0.6	0.6	1.6	0.7
Tires.....	07	1201	14.3	3.1	0.7	0.6	1.7	0.8
Pneumatic tires (including passenger, truck, bus, tractor, industrial, and other tires).....	07	12010	14.3	3.1	0.6	0.6	1.7	0.8
Passenger car pneumatic tires.....	07	120104	13.9	3.4	0.5	0.3	1.2	1.1
Truck and bus (including off-the-highway) pneumatic tires.....	07	120105	16.8	3.6	0.7	0.8	2.9	0.5
Tread rubber, tire sundries, and repair materials.....	07	1203	17.3	8.3	0.0	0.0	0.0	0.1
Tread rubber, tire sundries, and repair materials.....	07	120354	17.3	8.3	0.0	0.0	0.0	0.1

See footnotes at end of table.

Table 7. Producer price index percentage changes for commodity and service groupings and individual items, not seasonally adjusted — Continued
 [August 2022]

Title	Commodity code		Unadjusted 12-month percent change ¹	Unadjusted 1-month percent change ¹				
	Group code	Item code		Aug. 2021 to Aug. 2022 ^P	Mar. to Apr.	Apr. to May ^P	May to June ^P	June to July ^P
Miscellaneous rubber products.....	07	13	14.4	0.9	0.5	1.1	0.6	0.4
Rubber and plastics footwear, including athletic footwear.....	07	1301	3.6	0.1	0.0	0.0	0.0	0.0
Rubber and plastics footwear, including athletic footwear.....	07	130109	3.6	0.1	0.0	0.0	0.0	0.0
Rubber and plastic belts and belting.....	07	1303	11.2	0.6	0.1	1.4	0.8	1.3
Flat rubber and plastics belts and belting.....	07	130371	11.8	0.9	0.0	1.7	0.9	0.3
Rubber and plastics transmission belts and belting (excluding flat).....	07	130372	10.1	0.0	0.1	1.0	0.6	3.3
Rubber and plastics hose.....	07	1304	6.8	0.3	-0.3	1.2	0.1	0.0
Rubber and plastics hose.....	07	130411	6.8	0.3	-0.3	1.2	0.1	0.0
Industrial rubber and plastics hose without fittings.....	07	1304116	2.2	0.0	0.0	0.0	0.0	0.0
Rubber and plastics water hose (incl. fire, irrigation, etc.).....	07	1304117	16.4	0.0	0.0	0.6	0.0	0.0
Rubber and plastics hose for on- and off-highway motor vehicles.....	07	1304118	6.0	1.0	-0.9	3.2	0.0	0.0
Miscellaneous rubber products, n.e.c.....	07	1306	16.6	1.1	0.7	1.1	0.6	0.4
All other industrial rubber products.....	07	130604	19.1	1.2	1.6	0.5	0.5	0.6
All other miscellaneous rubber goods.....	07	130606	9.3	0.8	0.6	0.8	0.0	0.4
Rubber compounds or mixtures for sale or interplant transfer.....	07	130612	23.2	3.7	0.1	2.1	2.6	0.0
Rubber druggist and medical sundries, excluding gloves.....	07	130616	0.3	0.1	0.0	0.0	0.0	0.1
Rubber products for mechanical use.....	07	130617	11.8	0.3	1.1	0.2	0.0	0.4
Molded rubber mechanical goods automotive.....	07	1306171	1.3	0.2	0.0	0.2	0.1	0.0
Molded rubber mechanical goods, transportation/off-highway.....	07	1306172	16.7	0.0	0.9	1.0	0.0	1.5
Other molded rubber mechanical goods (excluding tubing).....	07	1306179	17.7	0.3	3.4	0.0	0.0	0.8
Other extruded rubber mechanical goods (excl. auto)(excl. tubing).....	07	130617C	6.2	0.0	1.4	0.0	0.0	0.0
Rubber coated fabrics and garments.....	07	130618	16.7	0.0	0.0	7.5	0.0	0.5
Plastic products.....	07	2	16.6	1.2	1.3	1.5	0.8	0.6
Plastic construction products.....	07	21	20.0	1.8	1.4	1.0	1.1	0.6
Plastic construction products.....	07	2106	20.0	1.8	1.4	1.0	1.1	0.6
Plastics pipe.....	07	210603	22.6	1.3	2.4	-0.2	2.2	-0.2
Plastics drain, waste, and vent pipe.....	07	2106031	24.9	1.4	3.7	-1.5	4.4	-1.7
Plastics water pipe.....	07	2106033	32.1	0.4	3.7	0.2	1.0	0.2
Plastics sewer, stormdrain, and water main pipe.....	07	2106038	30.2	2.2	2.8	0.9	1.0	1.4
Other plastics pipe.....	07	210603B	1.7	2.3	0.0	0.0	0.2	0.0
Plastics pipe fittings and unions.....	07	210604	28.4	1.7	2.7	4.3	0.2	0.5
Plastics plumbing fixtures.....	07	210605	10.1	1.5	0.5	0.2	0.5	0.0
Other plastic construction products.....	07	210606	19.0	2.3	0.7	1.5	0.6	1.3
Building and construction polystyrene foam products.....	07	2106061	45.0	6.0	2.3	0.0	2.7	0.4
Building & construction fabricated plastics products (excl foam, plumbing fixtures, hardware).....	07	2106063	15.2	1.7	0.4	1.8	0.3	1.4
Unsupported plastic film, sheet and other shapes.....	07	22	13.8	1.0	0.9	2.0	0.4	0.2
Unsupported plastic film, sheet and other shapes.....	07	2205	13.8	1.0	0.9	2.0	0.4	0.2
Unsupported plastic film, sheet and other shapes.....	07	220501	13.8	1.0	0.9	2.0	0.4	0.2
Unlaminated polyethylene film and sheet.....	07	2205011	5.8	0.8	0.1	3.6	0.2	-0.6
Unlaminated vinyl and vinyl copolymer film and sheet.....	07	2205013	26.3	1.8	3.5	4.8	0.3	0.0
Miscellaneous unlaminated plastics film and sheet.....	07	2205014	16.2	-0.7	3.0	2.3	1.2	0.5
Unlaminated plastics profile shapes.....	07	2205015	15.8	2.7	-1.7	-0.8	0.6	1.8
Laminated plastic sheets, rods, and tubes.....	07	23	17.4	2.0	0.0	0.3	2.1	1.3
Laminated plastics plates, sheet (excluding packaging), and shapes.....	07	2304	17.4	2.0	0.0	0.3	2.1	1.3
Laminated plastics plates, sheet (excluding packaging), and shapes.....	07	230401	17.4	2.0	0.0	0.3	2.1	1.3
Parts for manufacturing from plastics.....	07	26	11.1	0.4	0.6	1.6	0.4	0.4
Parts for transportation equipment.....	07	2601	9.9	-0.1	0.5	1.2	0.2	0.5
Parts for transportation equipment.....	07	260105	9.9	-0.1	0.5	1.2	0.2	0.5
Transportation polyurethane foam products.....	07	2601051	7.2	0.0	0.5	5.1	0.0	0.0
Transportation fabricated plastic parts (excluding foam and reinforced plastics).....	07	2601052	10.1	-0.1	0.5	0.9	0.2	0.6
Other parts and components for manufacturing.....	07	2602	14.2	1.7	1.3	1.2	1.3	2.2
Other parts and components for manufacturing.....	07	260205	14.2	1.7	1.3	1.2	1.3	2.2
All other miscellaneous polyurethane foam products.....	07	2602051	7.2	1.0	0.2	0.9	1.5	0.0
Electrical & electronic fabricated plastics (excl. foam and reinforced plastics).....	07	2602052	9.5	1.1	0.4	3.9	1.0	1.0
All other polystyrene foam products incl. transportation application uses.....	07	2602053	45.1	6.3	1.6	1.2	0.3	6.6
Industrial machinery plastics products, excl foam (incl gears, bearings, bushings, cams).....	07	2602054	9.7	0.4	2.5	-1.5	1.9	2.0
Foam components for furniture.....	07	2603	12.2	0.4	0.2	4.9	0.0	-3.7
Foam components for furniture.....	07	260305	12.2	0.4	0.2	4.9	0.0	-3.7
Other plastic products.....	07	29	12.6	-0.3	1.3	1.3	0.4	0.6
Other plastic products.....	07	2901	12.6	-0.3	1.3	1.3	0.4	0.6

See footnotes at end of table.

Table 7. Producer price index percentage changes for commodity and service groupings and individual items, not seasonally adjusted — Continued
[August 2022]

Title	Commodity code		Unadjusted 12-month percent change ¹	Unadjusted 1-month percent change ¹				
	Group code	Item code		Aug. 2021 to Aug. 2022 ^P	Mar. to Apr.	Apr. to May ^P	May to June ^P	June to July ^P
Custom compounding of purchased plastic resins (incl color concentrates and resin pellets).....	07	290196	11.6	-0.5	0.8	0.9	0.4	0.4
All other reinforced and fiberglass plastics products.....	07	290197	15.6	0.0	2.3	2.1	0.5	1.0
Products made of foam other than polystyrene or polyurethane.....	07	290198	5.5	0.2	0.0	0.0	0.0	0.0
Plastic packaging products.....	07	2A	14.0	1.7	1.0	1.3	1.3	1.0
Plastic packaging products.....	07	2A01	14.0	1.7	1.0	1.3	1.3	1.0
Plastic packaging products.....	07	2A0101	14.0	1.7	1.0	1.3	1.3	1.0
Other plastic packaging products, excluding film, sheet, foam and bottles.....	07	2A01012	7.8	0.2	0.2	0.9	1.4	0.2
Packaging polyurethane foam products.....	07	2A01013	1.1	0.0	0.0	0.0	0.0	0.0
Plastic bottles.....	07	2A01014	13.5	2.0	1.3	2.1	1.5	0.4
Polystyrene foam food containers.....	07	2A01015	38.4	0.1	4.7	0.8	0.7	0.8
Polystyrene foam protective shipping pads/shaped cushioning/other foam packaging supplies.....	07	2A01016	63.3	20.8	0.5	0.8	0.0	13.9
Consumer, institutional, and commercial products, n.e.c.....	07	2B	26.3	1.5	2.4	1.8	1.1	0.5
All other consumer, institutional, and commercial products.....	07	2B01	26.3	1.5	2.4	1.8	1.1	0.5
All other consumer, institutional, and commercial products.....	07	2B0101	26.3	1.5	2.4	1.8	1.1	0.5
Consumer and institutional polystyrene foam products.....	07	2B01011	37.3	-0.4	3.5	4.9	-0.1	-0.3
Consumer and institutional polyurethane foam products.....	07	2B01013	-	0.0	0.0	-	-	-
Consumer/institutional/commercial fabricated plastics products.....	07	2B01015	25.3	2.0	2.3	1.3	1.4	0.7
Recyclable plastics.....	07	2C	19.0	8.2	1.5	2.6	-2.1	0.0
Recyclable plastics.....	07	2C01	19.0	8.2	1.5	2.6	-2.1	0.0
Recyclable plastics.....	07	2C0101	19.0	8.2	1.5	2.6	-2.1	0.0
Lumber and wood products.....	08	-	10.1	-4.4	0.7	-6.6	-0.7	-0.5
Lumber.....	08	1	10.1	-13.6	2.7	-18.6	0.0	-3.0
Softwood lumber.....	08	11	14.8	-18.0	2.2	-25.6	0.7	-3.1
Softwood cut stock and dimension.....	08	1105	-0.6	-7.2	-12.5	-10.3	-2.1	0.7
Softwood cut stock and dimension.....	08	110503	-0.6	-7.2	-12.5	-10.3	-2.1	0.7
Softwood lumber, not edge worked.....	08	1106	18.9	-20.7	3.5	-29.3	1.5	-3.6
Softwood lumber, not edge worked.....	08	110601	18.9	-20.7	3.5	-29.3	1.5	-3.6
Softwood dressed lumber, less than 2 inches in nominal thickness, not edge worked.....	08	1106012	-23.4	9.2	0.8	-5.8	-9.3	-7.6
Softwood dressed 2-inch lumber, 2 inches in nominal thickness only, not edge worked.....	08	1106013	41.9	-25.3	5.2	-39.6	4.8	-5.5
Softwood dressed lumber and timbers, more than 2 inches in nominal thickness, not edge worked.....	08	1106014	35.9	-39.5	-1.0	-21.1	0.0	11.9
Softwood lumber, made from purchased lumber.....	08	1107	3.2	-3.1	-0.6	-8.4	-2.0	-1.7
Softwood lumber, made from purchased lumber.....	08	110701	3.2	-3.1	-0.6	-8.4	-2.0	-1.7
Hardwood lumber.....	08	12	2.0	0.3	4.1	-0.8	-1.4	-2.8
Hardwood cut stock and dimension.....	08	1203	-4.8	0.7	-0.6	-0.8	-1.0	-3.8
Hardwood cut stock and dimension.....	08	120311	-4.8	0.7	-0.6	-0.8	-1.0	-3.8
Hardwood flooring.....	08	1204	17.6	1.3	2.7	0.2	0.4	-0.7
Oak and maple hardwood flooring.....	08	120401	18.3	1.6	2.8	-0.4	0.4	-0.9
Hardwood flooring, other than oak and maple.....	08	120402	14.2	0.0	2.2	3.3	0.0	0.0
Hardwood lumber, not edge worked.....	08	1205	-5.7	-1.1	4.3	-1.9	-2.9	-3.5
Hardwood lumber, not edge worked.....	08	120501	-5.7	-1.1	4.3	-1.9	-2.9	-3.5
Millwork.....	08	2	15.2	2.1	0.8	-0.7	-0.1	1.7
General millwork.....	08	21	17.1	2.5	1.3	0.3	0.4	3.2
General millwork.....	08	2101	17.1	2.5	1.3	0.3	0.4	3.2
Stock wood kitchen cabinets, related cabinetwork and countertops.....	08	210102	7.1	1.0	0.0	0.0	0.8	1.5
Stock wood kitchen cabinets and related cabinetwork for permanent installation.....	08	2101021	5.7	1.3	0.0	0.0	1.0	0.0
Custom wood kitchen cabinets, bathroom vanities, and related cabinetwork.....	08	210105	14.7	6.2	1.3	0.0	0.1	0.0
Custom wood kitchen cabinets and related cabinetwork not sold direct to customer at retail.....	08	2101051	14.4	0.7	2.5	0.0	0.1	0.0
Custom wood kitchen cabinets, bathroom vanities, and related cabinet work sold at retail.....	08	2101052	14.9	11.5	0.2	0.0	0.0	0.0
Wood window units.....	08	210112	21.5	2.6	3.0	0.0	0.0	9.8
Double hung wood window units.....	08	2101121	14.4	3.9	3.5	0.0	0.0	0.0
Casement wood window units.....	08	2101122	26.9	1.4	3.8	0.0	0.0	16.0
All other wood window units, including horizontal sliding, awning and single hung.....	08	2101123	25.2	2.4	0.0	0.0	0.0	19.6
Wood sash, excluding sash shipped in window units.....	08	210122	22.5	3.2	1.7	0.0	0.0	12.0
Wood window & door frames, incl. door frames in door units, excl. window frames in window units.....	08	210132	11.0	0.0	1.9	-0.5	0.0	3.5

See footnotes at end of table.

Table 7. Producer price index percentage changes for commodity and service groupings and individual items, not seasonally adjusted — Continued
 [August 2022]

Title	Commodity code		Unadjusted 12-month percent change ¹	Unadjusted 1-month percent change ¹				
	Group code	Item code		Aug. 2021 to Aug. 2022 ^P	Mar. to Apr.	Apr. to May ^P	May to June ^P	June to July ^P
Wood panel, flush, & molded face doors, interior & exterior, incl. doors with glazed sections.....	08	210142	21.8	2.3	0.5	1.2	2.2	0.4
Other wood doors, incl. garage, patio, bifold, cabinet, screen, storm and louver.....	08	210152	23.2	1.9	2.9	0.1	0.3	11.2
Wood moldings.....	08	210162	24.7	1.1	1.9	0.0	-0.4	0.0
Mirror and picture frames and framed pictures.....	08	210175	7.4	1.8	-0.4	1.8	0.0	0.0
Other wood millwork products, including stairwork, exterior millwork, and softwood flooring.....	08	210183	30.2	2.5	0.0	1.6	0.0	-0.9
Prefabricated structural members.....	08	22	9.9	0.8	-0.4	-3.3	-1.5	-2.4
Prefabricated structural members.....	08	2201	9.9	0.8	-0.4	-3.3	-1.5	-2.4
Laminated veneer lumber.....	08	220107	19.8	10.1	5.4	-2.1	0.1	0.5
Other engineered structural wood members, excluding trusses & laminated veneer lumber.....	08	220108	5.6	3.3	-1.5	0.5	0.1	-1.9
Wood trusses.....	08	220109	9.2	-0.6	-1.1	-4.0	-2.0	-2.9
Plywood.....	08	3	-3.4	-6.9	-4.0	-2.2	-6.6	-2.6
Softwood veneer and plywood.....	08	31	-8.9	-9.6	-5.9	-3.6	-9.8	-3.7
Softwood veneer and plywood.....	08	3103	-8.9	-9.6	-5.9	-3.6	-9.8	-3.7
Softwood veneer and plywood.....	08	310303	-8.9	-9.6	-5.9	-3.6	-9.8	-3.7
Softwood veneer, incl. veneer backed w/ paper, cloth, or other flexible material.....	08	3103031	-11.1	3.7	-1.4	-1.9	-6.6	-6.0
Softwood plywood products: rough, sanded, and specialties.....	08	3103035	-8.2	-12.7	-7.1	-4.1	-10.7	-3.0
Hardwood veneer and plywood.....	08	35	9.4	1.1	0.8	1.1	0.6	-0.2
Hardwood veneer and plywood.....	08	3501	9.4	1.1	0.8	1.1	0.6	-0.2
Hardwood veneer, including veneer backed with paper, cloth, or other flexible material.....	08	350102	14.0	1.8	0.7	0.0	0.7	0.7
Hardwood plywood.....	08	350104	10.7	0.7	0.6	2.0	0.7	-0.6
Hardwood veneered panels, including two-ply veneers.....	08	350107	-2.5	0.7	1.2	0.2	-0.1	-0.4
Other wood products.....	08	4	6.6	4.1	-0.3	-1.2	-1.7	-0.3
Wood pallets and pallet containers, wood and metal combination.....	08	41	5.8	3.9	-0.4	-2.3	-1.3	-0.8
Wood pallets and pallet containers.....	08	4101	5.8	3.9	-0.4	-2.3	-1.3	-0.8
Wood pallets and pallet containers, wood and metal combination.....	08	410101	5.8	3.9	-0.4	-2.3	-1.3	-0.8
Wood boxes.....	08	42	5.1	2.1	-0.8	-0.8	0.0	0.4
Wood boxes.....	08	4201	5.1	2.1	-0.8	-0.8	0.0	0.4
Nailed and lock-corner wood boxes.....	08	420101	13.0	1.2	0.0	-0.3	0.0	3.0
Wood box and crate shook.....	08	420102	4.6	5.1	-2.1	-2.0	0.0	-0.3
Other wood container parts and wood containers.....	08	420127	2.6	0.0	0.0	0.0	0.0	0.0
Miscellaneous wood products.....	08	49	8.2	4.8	-0.1	0.1	-2.7	0.0
Wood ties, siding, shingles, and shakes, and contract sawing of logs owned by others.....	08	4903	5.4	-0.1	0.1	0.1	-0.2	0.2
Wood ties, siding, shingles, and shakes, and contract sawing of logs owned by others.....	08	490301	5.4	-0.1	0.1	0.1	-0.2	0.2
Sawn wood fence stock, wood lath, and contract resawing and planing.....	08	4904	44.6	0.0	0.0	0.0	0.0	0.0
Sawn wood fence stock, wood lath, and contract resawing and planing.....	08	490401	44.6	0.0	0.0	0.0	0.0	0.0
All other miscellaneous wood products.....	08	4909	4.7	5.8	-0.1	0.1	-3.3	0.0
All other miscellaneous wood products.....	08	490901	4.7	5.8	-0.1	0.1	-3.3	0.0
Logs, bolts, timber, pulpwood and wood chips.....	08	5	4.1	0.1	1.1	0.8	0.3	-0.6
Logs, bolts, timber, pulpwood and wood chips.....	08	51	4.1	0.1	1.1	0.8	0.3	-0.6
Logs, bolts, timber, pulpwood and wood chips.....	08	5105	4.1	0.1	1.1	0.8	0.3	-0.6
Logs, bolts, timber and pulpwood.....	08	510502	2.5	0.2	0.5	0.9	0.5	-0.6
Wood chips, excluding field chips.....	08	510505	9.7	-0.1	3.0	0.4	-0.5	-0.4
Prefabricated wood buildings & components.....	08	6	19.5	4.9	-0.4	0.7	0.2	0.2
Prefabricated wood buildings & components.....	08	61	19.5	4.9	-0.4	0.7	0.2	0.2
Prefabricated wood buildings and components.....	08	6101	19.5	4.9	-0.4	0.7	0.2	0.2
Prefabricated stationary wood buildings, components (not sold as complete units).....	08	610101	0.8	0.2	-0.4	0.1	-0.2	-0.5
Prefabricated stationary wood buildings, precut packages (complete units).....	08	610102	14.7	4.8	-0.4	3.9	-1.2	0.7
Prefabricated stationary wood buildings, shipped in panel form (complete units).....	08	610103	96.2	14.0	-1.1	-0.6	-1.6	1.2
Prefabricated stationary wood buildings, shipped in three-dimensional assemblies.....	08	610104	13.9	4.1	0.1	0.4	2.6	0.0
Prefabricated stationary wood buildings, three-dimensional assemblies, residential.....	08	6101041	14.9	4.1	0.1	0.3	2.6	0.0

See footnotes at end of table.

Table 7. Producer price index percentage changes for commodity and service groupings and individual items, not seasonally adjusted — Continued
 [August 2022]

Title	Commodity code		Unadjusted 12-month percent change ¹	Unadjusted 1-month percent change ¹				
	Group code	Item code		Aug. 2021 to Aug. 2022 ^P	Mar. to Apr.	Apr. to May ^P	May to June ^P	June to July ^P
Prefabricated stationary wood buildings, three-dimensional assemblies, nonresidential.....	08	6101042	8.6	3.8	0.0	0.9	2.6	0.0
Treated wood and contract wood preserving.....	08	7	22.0	-5.5	-3.8	-3.2	0.6	2.9
Treated wood and contract wood preserving.....	08	71	22.0	-5.5	-3.8	-3.2	0.6	2.9
Treated wood.....	08	7101	23.3	-5.9	-4.1	-3.3	0.7	3.1
Wood poles, piles, and posts owned and treated by the same establishment.....	08	710101	39.4	4.5	-1.2	7.7	2.2	3.9
Other wood products owned and treated by the same establishment.....	08	710102	17.1	-9.3	-5.1	-7.5	0.0	2.8
Contract wood preservation.....	08	7102	8.3	0.8	-0.7	-1.6	-0.5	0.3
Receipts for treating wood owned by others w/ arsenical chemicals, creosote, & other chemicals.....	08	710201	8.3	0.8	-0.7	-1.6	-0.5	0.3
Pulp, paper, and allied products.....	09	—	14.0	1.0	0.9	0.8	0.2	0.8
Pulp, paper, and prod., ex. bldg. paper.....	09	1	13.9	1.8	1.3	1.6	0.9	0.7
Wood pulp.....	09	11	19.0	1.2	1.9	11.0	-3.8	6.3
Wood pulp.....	09	1105	19.0	1.2	1.9	11.0	-3.8	6.3
Wood pulp.....	09	110501	19.0	1.2	1.9	11.0	-3.8	6.3
Special alpha and dissolving wood pulp, incl. sulfite and sulfate and other wood pulp.....	09	1105012	16.3	0.9	2.5	12.9	-3.9	6.8
All other miscellaneous pulp, other than wood, and pulp mill byproducts incl. turpentine.....	09	1105017	31.3	2.2	0.0	4.3	-3.7	4.1
Recyclable paper.....	09	12	-11.9	3.3	-5.6	0.4	3.1	-8.4
News and other low grade recyclable paper.....	09	1201	9.4	1.9	-0.6	5.3	0.7	0.2
News and other low grade recyclable paper.....	09	120125	9.4	1.9	-0.6	5.3	0.7	0.2
Corrugated recyclable paper.....	09	1203	-21.2	3.8	-8.1	-0.1	3.4	-13.3
Corrugated recyclable paper.....	09	120325	-21.2	3.8	-8.1	-0.1	3.4	-13.3
High grade recyclable paper (including pulp substitutes and deinking).....	09	1207	13.8	2.2	0.9	0.3	2.8	2.8
High grade recyclable (including pulp substitutes and deinking).....	09	120725	13.8	2.2	0.9	0.3	2.8	2.8
Paper.....	09	13	11.2	1.3	0.9	0.6	1.2	1.0
Writing and printing papers.....	09	1301	15.6	1.1	2.4	1.5	0.7	1.4
Bleached bristol, clay-coated, uncoated, and industrial converted paper.....	09	130119	16.4	1.5	2.6	1.6	0.6	1.3
Printing paper, coated at establishments other than where paper was produced.....	09	130120	2.1	-2.7	0.0	0.0	0.0	1.9
Newsprint.....	09	1302	27.1	3.2	2.2	4.9	0.7	0.9
Newsprint.....	09	130291	27.1	3.2	2.2	4.9	0.7	0.9
Packaging and industrial converting paper.....	09	1303	3.5	1.6	-1.4	-1.1	2.2	0.2
Coated and laminated single and multi-web paper.....	09	130321	22.1	1.6	-0.1	0.5	4.0	4.6
Single-web paper, rolls and sheets, including waxed, for flexible packaging uses.....	09	1303211	21.0	2.3	0.3	0.9	4.2	4.0
Multiweb laminated rolls and sheets, except foil, for flexible packaging uses.....	09	1303213	23.4	0.9	-0.5	0.1	3.7	5.2
Coated and laminated single and multi-web film.....	09	130322	-0.1	1.6	-1.7	-1.5	1.9	-0.7
Single-web film, rolls, and sheets, including coextruded, for flexible packaging uses.....	09	130322A	0.5	2.2	-2.5	-1.2	2.3	-1.0
Single-web film, rolls, and sheets for flexible packaging uses.....	09	130322A1	-0.5	2.2	-3.0	-1.5	2.8	-0.6
Coextruded single-web film, for flexible packaging uses.....	09	130322A2	5.5	2.3	0.0	0.3	0.3	-2.5
All other coated and processed papers.....	09	1305	13.4	0.2	1.7	0.6	-0.2	3.1
Converted foil for nonpackaging applications.....	09	130505	15.2	-2.2	0.0	0.0	0.0	3.5
Other coated and processed papers, except for packaging uses.....	09	130506	12.0	0.6	1.6	0.8	-0.2	3.2
Paperboard.....	09	14	17.3	1.9	1.1	2.9	1.0	-0.1
Corrugated paperboard in sheets and rolls, lined and unlined.....	09	1405	17.6	0.3	2.2	4.5	2.3	0.0
Corrugated paperboard in sheets and rolls, lined and unlined.....	09	140551	17.6	0.3	2.2	4.5	2.3	0.0
Paperboard, excluding corrugated paperboard.....	09	1411	17.2	2.3	0.8	2.6	0.7	-0.1
Recycled paperboard.....	09	141105	17.9	2.1	1.4	2.3	1.5	-0.3
Unbleached kraft packaging and industrial converting paperboard.....	09	141107	15.6	0.9	0.8	2.9	0.6	0.0
Bleached packaging and industrial converting paperboard.....	09	141112	21.0	3.2	0.4	2.9	0.0	0.0
Converted paper and paperboard products.....	09	15	16.2	1.7	2.2	1.0	0.9	1.2
Sanitary paper products, including stock.....	09	1501	11.4	0.3	2.4	1.5	1.2	0.0
Sanitary paper products, including stock.....	09	150123	11.4	0.3	2.4	1.5	1.2	0.0
Sanitary tissue paper products, made in paper mills.....	09	1501233	11.3	0.5	3.3	2.0	0.6	-0.2
Paper table napkins, industrial & retail pkgs bulk & dispenser types, made in paper mills.....	09	15012332	13.4	0.3	3.4	3.4	0.3	0.0
Paper towels, industrial pkgs (rolled, folded, and interfolded), made in paper mills.....	09	15012335	15.4	0.0	6.4	1.3	0.9	0.0
Other sanitary paper products, made in paper mills.....	09	15012337	14.5	1.2	6.0	1.8	-0.3	-0.3

See footnotes at end of table.

Table 7. Producer price index percentage changes for commodity and service groupings and individual items, not seasonally adjusted — Continued
 [August 2022]

Title	Commodity code		Unadjusted 12-month percent change ¹	Unadjusted 1-month percent change ¹				
	Group code	Item code		Aug. 2021 to Aug. 2022 ^P	Mar. to Apr.	Apr. to May ^P	May to June ^P	June to July ^P
Disposable diapers and similar disposable products, purchased sanitary paper stock and wadding.....	09	1501234	8.0	0.0	0.0	-0.1	1.6	0.0
Sanitary tissue paper products, made from purchased sanitary paper stock or wadding.....	09	1501235	11.6	0.2	2.0	0.4	0.9	0.4
Paper, plastic, and foil bags.....	09	1502	6.0	0.1	0.5	1.0	0.7	-0.1
Uncoated single-web paper grocers' bags and sacks and variety and shopping bags.....	09	150214	3.7	0.0	0.0	0.4	1.7	0.0
Specialty bags, pouches and liners.....	09	150216	6.8	0.1	0.6	1.2	0.7	-0.1
Plastics, foil, and coated paper bags.....	09	1502161	24.9	0.6	-0.2	0.3	3.3	-1.5
Specialty bags, pouches, and liners, multiweb laminations and foil, except film-film.....	09	15021612	19.8	1.0	-0.4	0.6	1.1	-2.6
Single-web film specialty bags, pouches, and liners.....	09	1502162	4.8	0.1	0.6	1.4	0.4	0.0
Polyethylene grocery and variety bags and pouches.....	09	15021621	0.9	0.2	-1.0	2.7	0.8	-0.1
Polyethylene refuse bags.....	09	15021622	5.5	0.1	1.5	1.0	0.0	1.2
Other polyethylene bags, pouches, and liners.....	09	15021625	6.5	-0.2	5.9	0.4	0.5	-1.1
Coextruded single-web film specialty bags, pouches, & liners.....	09	15021626	9.0	0.0	-1.9	0.4	0.0	0.0
Multiweb film/film combination specialty bags, pouches and liners.....	09	1502163	8.5	0.3	1.9	0.3	0.8	0.0
Paper boxes and containers.....	09	1503	20.4	2.5	2.5	0.4	0.5	2.5
Corrugated shipping containers.....	09	150301	17.1	3.1	2.0	0.2	0.2	1.3
Corrugated shipping containers for food and beverages and carryout boxes for retail food.....	09	1503011	18.4	1.3	1.7	0.4	3.1	0.4
Corrugated shipping containers for paper and allied products.....	09	1503012	15.2	2.6	2.9	0.0	-0.7	0.0
Corrugated shipping containers for metal and electrical machinery.....	09	1503013	18.0	2.1	1.5	0.4	-3.1	8.8
Corrugated shipping containers for all other end uses.....	09	1503014	17.9	8.0	1.3	0.1	0.0	0.0
Setup (rigid) paperboard boxes.....	09	150322	40.6	0.6	5.0	1.3	2.0	0.0
Folding paperboard boxes, packaging, and packaging components.....	09	150336	27.2	1.8	2.9	0.7	1.0	5.4
Folding paperboard boxes, packaging, and packaging components.....	09	15033601	27.2	1.8	2.9	0.7	1.0	5.4
Paperboard fiber drums with ends of any material.....	09	150337	5.4	0.0	-4.4	0.0	0.5	2.0
Milk and milk-type paperboard cartons, including juice, beverage, and other products.....	09	150351	-	0.5	-0.1	0.0	0.0	-
Cups and liquid-tight paper and paperboard containers.....	09	150355	-	-	-	0.0	0.0	2.0
Other corrugated and solid fiber products, including containers, pallets, pads, etc.....	09	1504	16.0	2.6	4.7	0.1	0.0	-0.2
Other corrugated and solid fiber products, including containers, pallets, pads, etc.....	09	150441	16.0	2.6	4.7	0.1	0.0	-0.2
Office supplies and accessories.....	09	1506	30.4	4.8	2.5	2.4	3.0	2.8
Envelopes.....	09	150636	36.0	10.7	2.6	1.4	1.4	2.1
Die-cut paper and paperboard office supplies.....	09	150646	33.2	4.7	-0.3	6.4	4.8	0.0
Paper supplies for business machines and other misc. unprinted office supplies.....	09	150655	29.7	-1.7	4.1	1.5	6.0	7.6
Tablets, pads, and related products.....	09	150657	17.7	0.5	5.2	0.5	2.2	0.0
Fiber cans, tubes, and similar fiber products.....	09	1507	27.8	2.2	0.9	0.3	0.2	1.6
Fiber cans, all fiber and composite.....	09	150731	28.4	0.7	0.4	0.8	0.7	0.0
Fiber cores and tubes.....	09	150732	27.7	3.1	1.3	0.0	0.0	2.5
Paperboard cones, reels, spools, bobbins, blocks, and all vulcanized fiber products.....	09	150733	3.0	0.0	0.0	0.0	0.7	0.0
Molded pulp goods, including egg cartons, florists pots, food trays, etc.....	09	1508	20.4	0.0	1.3	4.0	1.7	-0.2
Molded pulp goods, including egg cartons, florists pots, food trays, etc.....	09	150814	20.4	0.0	1.3	4.0	1.7	-0.2
Miscellaneous converted paper and paperboard products.....	09	1509	13.8	1.0	1.8	1.4	0.6	0.6
Pasted, lined, laminated, or surface-coated paperboard.....	09	150901	16.8	1.6	1.5	3.3	0.0	1.6
Wallcoverings.....	09	150902	0.8	0.0	0.0	0.0	0.0	0.0
Other sanitary paper products & misc. converted paper & paperboard products.....	09	150999	14.1	0.9	2.0	1.1	0.8	0.5
Miscellaneous converted paper and paperboard products.....	09	1509992	18.9	1.2	2.6	1.4	1.0	0.6
Pressure-sensitive products.....	09	16	15.7	3.3	-0.1	1.2	1.1	1.0
Pressure-sensitive products.....	09	1601	15.7	3.3	-0.1	1.2	1.1	1.0
Pressure-sensitive products.....	09	160101	15.7	3.2	-0.1	1.2	1.1	1.0
Building paper & building board mill prods.....	09	2	-7.8	-11.3	-12.6	-13.7	-13.6	1.2
Hardboard, particleboard & fiberboard prods.....	09	22	-7.8	-11.3	-12.6	-13.7	-13.6	1.2
Particleboard and fiberboard.....	09	2201	-10.2	-11.9	-13.8	-14.6	-14.6	1.3
Particleboard made from particleboard produced at the same location.....	09	220125	21.2	3.5	1.6	1.5	0.4	0.0
Medium density fiberboard (MDF) made from MDF produced at the same location.....	09	220131	-	2.6	2.0	-	-	-
Prefinished particleboard and medium density fiberboard (MDF) made from purchased materials.....	09	220141	30.6	5.9	1.5	1.3	-1.7	0.0
Hardboard products.....	09	2202	29.1	0.3	6.7	0.0	0.0	0.0
Hardboard products.....	09	220206	29.1	0.3	6.7	0.0	0.0	0.0

See footnotes at end of table.

Table 7. Producer price index percentage changes for commodity and service groupings and individual items, not seasonally adjusted — Continued
 [August 2022]

Title	Commodity code		Unadjusted 12-month percent change ¹	Unadjusted 1-month percent change ¹				
	Group code	Item code		Aug. 2021 to Aug. 2022 ^P	Mar. to Apr.	Apr. to May ^P	May to June ^P	June to July ^P
Publications, printed matter and printing material.....	09	4	18.3	1.4	2.5	1.1	0.1	1.1
Books printing.....	09	44	26.1	3.0	0.8	2.7	1.9	1.0
Books printing.....	09	4401	26.1	3.0	0.8	2.7	1.9	1.0
Books printing.....	09	440114	26.1	3.0	0.8	2.7	1.9	1.0
Textbook printing and binding.....	09	4401141	34.5	1.9	1.3	0.3	1.9	0.9
Technical, scientific, & professional book printing & binding.....	09	4401143	30.5	6.6	0.3	-0.2	0.5	0.2
Religious book printing and binding.....	09	4401145	36.7	2.3	1.3	3.5	3.1	2.1
General book (trade, etc.) printing and binding.....	09	4401147	36.2	4.3	1.2	7.0	3.5	1.6
Other book and pamphlet printing and binding.....	09	440114E	4.7	1.0	0.1	0.0	0.0	0.0
Manifold business forms printing.....	09	45	2.2	0.0	0.0	0.0	0.0	0.0
Manifold business forms printing.....	09	4501	2.2	0.0	0.0	0.0	0.0	0.0
Manifold business forms printing, excluding checkbooks.....	09	450105	2.2	0.0	0.0	0.0	0.0	0.0
Commercial printing.....	09	47	19.2	1.3	3.0	1.0	0.0	1.3
Magazine and periodical printing.....	09	4701	21.4	1.9	2.5	2.8	0.6	1.3
Magazine and periodical printing (lithographic).....	09	470102	21.4	1.9	2.5	2.8	0.6	1.3
Label and wrapper printing for packaging.....	09	4702	16.8	0.6	8.1	0.1	0.4	0.1
Label and wrapper printing (lithographic).....	09	470202	0.1	0.0	0.0	0.0	0.0	0.0
Label and wrapper printing (flexographic).....	09	470205	22.3	0.9	12.5	0.1	-0.3	0.2
Catalog and directory printing.....	09	4703	15.2	1.5	2.3	0.0	-1.4	6.9
Catalog and directory printing (lithographic).....	09	470302	15.2	1.5	2.3	0.0	-1.4	6.9
Advertising printing.....	09	4705	13.0	1.9	1.9	0.1	0.1	1.6
Advertising printing (lithographic).....	09	470506	13.4	1.9	1.9	0.1	0.4	1.6
Other general job printing.....	09	4706	17.4	-0.2	1.7	0.1	-0.2	1.5
Quick printing.....	09	470604	5.1	0.0	0.6	0.0	0.0	0.0
Other commercial and general job printing.....	09	470609	21.2	-0.4	2.0	0.1	0.1	1.7
Other commercial and general job printing (lithographic).....	09	4706091	22.3	-0.5	2.1	0.1	0.1	1.8
All other commercial and general job printing.....	09	4706094	0.4	0.0	0.1	0.0	0.0	0.0
Other commercial printing, incl. screen, engraving, digital, & general job exc. labels/wrappers.....	09	4711	16.4	0.8	2.4	1.7	-0.1	0.6
Commercial screen printing, excluding on garments, apparel accessories, & other fabric articles.....	09	471101	16.9	0.1	0.3	2.1	0.2	2.9
Screen printing (excluding on textiles, apparel, apparel accessories, and labels).....	09	4711012	16.9	0.1	0.3	2.1	0.2	2.9
Other commercial and general job screen printing.....	09	47110123	13.9	0.0	0.0	0.0	0.5	0.0
Digital printing.....	09	471103	14.2	0.7	3.3	0.6	0.0	0.1
Blankbooks, binders, and bookbinding work.....	09	48	13.7	3.4	0.2	0.3	0.2	0.1
Tradebinding and related work.....	09	4802	14.8	0.4	0.7	1.2	0.8	0.4
Miscellaneous binding and postpress work, incl. collating, perforating, folding, gluing, etc.....	09	480203	11.6	0.0	0.0	0.3	0.5	0.0
Softcover, pamphlet, sample book, and other binding of books and materials printed elsewhere.....	09	480204	23.2	1.2	1.7	2.6	1.4	1.1
Services for the printing trade.....	09	49	6.8	0.0	0.0	2.6	0.0	0.0
Prepress services, including platemaking.....	09	4905	6.8	0.0	0.0	2.6	0.0	0.0
Prepress services, excl platemaking (incl film, assembled flats, color sep., typesetting, etc.).....	09	490501	8.6	0.0	0.0	3.9	0.0	0.0
Printing plates and cylinders, prepared for printing (excl. blank plates and blank cylinders).....	09	490502	4.2	0.0	0.0	0.8	0.0	0.0
Metals and metal products.....	10	—	3.4	1.7	1.0	-1.6	-3.2	-1.5
Iron and steel.....	10	1	-5.7	2.0	4.7	-3.2	-4.5	-5.1
Iron ores.....	10	11	14.8	-0.3	1.0	6.2	4.0	0.0
Iron ores.....	10	1105	14.8	-0.3	1.0	6.2	4.0	0.0
Iron ores.....	10	110555	14.8	-0.3	1.0	6.2	4.0	0.0
Iron and steel scrap.....	10	12	-22.6	0.1	-11.9	-11.6	-11.3	-5.1
Carbon steel scrap.....	10	1211	-22.2	0.7	-11.9	-11.1	-10.8	-5.3
Heavy melting scrap.....	10	121191	-25.6	-1.0	-11.0	-13.2	-13.2	-3.0
Carbon steel scrap bundles.....	10	121192	-31.8	10.4	-9.7	-9.2	-22.9	-10.0
Shredded carbon steel scrap.....	10	121193	-13.5	0.4	-10.9	-9.7	-6.9	-4.6
Cut plate and structural scrap.....	10	121194	-22.2	2.1	-14.4	-11.6	-8.5	-5.2
Other carbon steel scrap.....	10	121195	-45.6	-8.7	-20.9	-16.4	-11.8	-10.2
Stainless and other alloy steel scrap.....	10	1212	-29.3	-9.1	-13.0	-19.5	-19.0	-2.3
Stainless and other alloy steel scrap.....	10	121208	-29.3	-9.1	-13.0	-19.5	-19.0	-2.3
Cast iron scrap.....	10	1213	-15.7	3.2	-6.8	-10.2	-8.9	-6.1
Cast iron scrap.....	10	121308	-15.7	3.2	-6.8	-10.2	-8.9	-6.1
Other ferrous scrap.....	10	1215	-32.7	-2.3	-20.0	-9.0	-13.5	-6.0

See footnotes at end of table.

Table 7. Producer price index percentage changes for commodity and service groupings and individual items, not seasonally adjusted — Continued
[August 2022]

Title	Commodity code		Unadjusted 12-month percent change ¹	Unadjusted 1-month percent change ¹				
	Group code	Item code		Aug. 2021 to Aug. 2022 ^P	Mar. to Apr.	Apr. to May ^P	May to June ^P	June to July ^P
Other ferrous scrap.....	10	121501	-32.7	-2.3	-20.0	-9.0	-13.5	-6.0
Foundry and forge shop products.....	10	15	16.4	2.2	2.1	0.2	0.6	-1.7
Pressure and soil pipe & fittings, cast iron.....	10	1502	23.6	9.2	1.9	-2.2	-0.2	1.3
Pressure pipe & fittings, cast iron.....	10	15021	18.3	7.2	2.3	-2.8	-0.2	1.6
Pressure pipe & fittings, ductile iron.....	10	150211	18.4	7.2	2.3	-2.8	-0.2	1.7
Other gray and ductile iron castings.....	10	1504	10.7	1.5	1.0	0.8	0.1	-0.6
Ductile iron castings (excluding pressure pipe & fittings).....	10	150413	8.0	1.4	1.6	0.6	-0.3	-1.2
Ductile iron castings for automotive uses.....	10	1504131	-0.7	0.4	1.4	0.2	-0.3	-1.9
Ductile iron castings for all other uses.....	10	1504132	15.4	2.1	1.7	0.8	-0.3	-0.7
Gray iron castings (excluding soil & pressure pipe & fittings).....	10	150419	13.3	1.6	0.5	1.0	0.5	-0.2
Steel investment castings.....	10	1506	20.0	6.5	0.3	-0.6	3.7	-1.6
Steel investment castings.....	10	150624	20.0	6.5	0.3	-0.6	3.7	-1.6
Carbon steel castings, except investment.....	10	1507	5.1	4.7	1.9	1.2	0.5	0.0
Carbon steel castings, except investment.....	10	150701	5.1	4.7	1.9	1.2	0.5	0.0
High alloy steel castings, excluding investment.....	10	1508	34.5	3.0	3.5	0.0	4.8	-5.3
High alloy steel castings, excluding investment.....	10	150801	34.5	3.0	3.5	0.0	4.8	-5.3
Other alloy steel castings, except investment.....	10	1509	15.0	4.8	1.1	0.0	1.3	0.0
Other alloy steel castings, except investment.....	10	150901	15.0	4.8	1.1	0.0	1.3	0.0
Other forge shop products.....	10	1513	17.9	-1.1	3.4	0.6	-0.8	-3.3
Closed die forgings, ferrous.....	10	151359	10.6	-0.1	5.2	2.1	0.2	-5.0
Hot impression die impact, press and upset steel forgings.....	10	15135912	11.5	-0.1	5.5	2.2	0.2	-5.0
Hot impression die impact, press, and upset carbon steel forgings.....	10	151359121	6.8	0.3	7.5	-	-	-
Hot impression die impact, press, & upset alloy steel forgings, except stainless and high temp.....	10	151359122	11.9	-0.6	4.5	0.8	-0.6	-2.7
Steel mill products.....	10	17	-4.6	2.7	10.5	-1.7	-3.9	-5.7
Semifinished steel mill products.....	10	1702	15.7	5.1	1.8	-1.1	-1.8	-5.2
Hot rolled steel bars, plates, and structural shapes.....	10	1704	12.7	1.4	4.4	0.9	-0.3	-6.4
Hot rolled steel bars, plates, & structural shapes, alloy.....	10	170406	1.5	9.0	4.8	-2.8	-2.1	-9.8
Hot rolled steel bars, plates, and structural shapes, carbon.....	10	170410	12.7	1.0	4.4	0.9	-0.2	-6.3
Steel wire.....	10	1705	20.3	4.1	2.3	-1.6	-0.6	-2.1
Steel wire, carbon.....	10	170501	22.3	4.7	3.1	-0.9	-0.6	-2.7
Steel wire, stainless steel.....	10	170502	14.8	2.0	0.0	-3.9	0.0	0.0
Steel pipe and tube.....	10	1706	20.5	0.4	3.1	0.2	-0.3	-0.9
Steel pipe and tube, carbon.....	10	170652	17.7	-0.9	2.5	-0.8	-0.8	-1.7
Steel pipe and tube, stainless steel.....	10	170674	29.7	6.1	6.8	-0.2	-4.1	-0.9
Cold rolled steel sheet and strip.....	10	1707	-19.8	6.7	18.1	-9.3	-7.3	-2.7
Cold rolled steel sheet and strip.....	10	170710	-19.8	6.7	18.1	-9.3	-7.3	-2.7
Cold finished steel bars and bar shapes.....	10	1708	10.6	2.1	5.4	-2.3	0.4	-1.1
Cold finished steel bars and bar shapes.....	10	170810	10.6	2.1	5.4	-2.3	0.4	-1.1
Electrometallurgical ferroalloy products.....	10	1712	61.4	19.1	0.2	-3.7	-0.7	-5.1
Electrometallurgical ferroalloy products.....	10	171201	61.4	19.1	0.2	-3.7	-0.7	-5.1
Nonferrous metals.....	10	2	-0.5	1.5	-4.4	-2.7	-6.6	1.3
Nonferrous metal ores.....	10	21	0.8	-0.4	-3.7	-1.6	-9.7	3.7
Other metal ores.....	10	2112	-	0.0	4.5	-	-	-
Other metal ores.....	10	211201	-	0.0	4.5	-	-	-
Primary nonferrous metals.....	10	22	-6.1	0.8	-10.6	-2.0	-9.6	1.6
Primary nonferrous metals.....	10	2201	-6.1	0.8	-10.6	-2.0	-9.6	1.6
Copper cathode and refined copper.....	10	220131	-	1.4	-4.6	-0.1	-5.5	-
Other nonferrous metals, unalloyed.....	10	220181	-7.7	1.1	-9.3	-2.1	-11.7	-0.6
Nonferrous scrap.....	10	23	-12.0	-0.5	-9.3	-5.7	-9.9	5.0
Copper base scrap.....	10	2301	-13.3	1.5	-7.4	-2.7	-15.2	3.4
No. 1 copper scrap, including wire.....	10	230101	-17.6	2.2	-9.6	-3.2	-17.3	3.2
No. 2 copper scrap, including wire.....	10	230102	-18.2	2.8	-10.2	-4.1	-18.3	3.3
Yellow brass scrap.....	10	230103	-10.8	-0.4	-5.6	-2.6	-23.1	8.4
Other copper and brass scrap.....	10	230104	-0.6	0.0	-0.8	-0.5	-0.4	0.4
Aluminum base scrap.....	10	2302	-12.0	0.2	-9.2	-1.9	-25.4	8.2
Used beverage can scrap.....	10	230205	-2.4	-0.1	-14.8	-12.2	-16.0	1.8
Other old aluminum base scrap.....	10	230206	-5.1	0.1	-6.4	-7.6	-12.0	-4.1
Other nonferrous scrap (including lead, zinc and precious metals).....	10	2303	-11.1	-2.8	-10.8	-12.1	13.1	3.7
Other nonferrous scrap (including lead, zinc and precious metals).....	10	230309	-11.1	-2.8	-10.8	-12.1	13.1	3.7
Secondary nonferrous metals.....	10	24	0.8	4.3	-3.2	-2.7	-9.3	3.8
Secondary aluminum.....	10	2402	22.2	7.4	0.0	-3.8	-3.7	-2.8
Secondary aluminum.....	10	240229	22.2	7.4	0.0	-3.8	-3.7	-2.8

See footnotes at end of table.

Table 7. Producer price index percentage changes for commodity and service groupings and individual items, not seasonally adjusted — Continued
[August 2022]

Title	Commodity code		Unadjusted 12-month percent change ¹	Unadjusted 1-month percent change ¹				
	Group code	Item code		Aug. 2021 to Aug. 2022 ^P	Mar. to Apr.	Apr. to May ^P	May to June ^P	June to July ^P
Secondary copper, alloyed and unalloyed.....	10	2403	0.1	0.2	0.0	0.5	-3.8	0.1
Secondary copper, alloyed and unalloyed.....	10	240339	0.1	0.2	0.0	0.5	-3.8	0.1
Secondary precious metals.....	10	2406	-	4.1	-4.4	-3.4	-	-
Secondary precious metals.....	10	240669	-	4.1	-4.4	-3.4	-	-
All other miscellaneous secondary nonferrous metals.....	10	2408	-13.7	0.1	-9.7	0.1	-8.4	1.5
Other miscellaneous secondary nonferrous metals, including lead.....	10	240801	-	0.1	-9.7	-	-	-
Nonferrous mill shapes.....	10	25	1.5	3.1	-2.9	-3.6	-4.7	-1.9
Aluminum mill shapes.....	10	2501	2.4	3.4	-3.1	-5.6	-4.6	-3.9
Aluminum sheet and strip.....	10	250105	-3.9	1.3	-3.5	-6.3	-5.9	-4.6
Extruded aluminum rod, bar, and other extruded shapes.....	10	250162	5.2	7.4	-4.3	-7.2	-5.9	-4.1
Aluminum extruded and drawn pipe and tube.....	10	250163	-1.7	5.4	-4.0	-7.6	-6.6	-4.4
Copper and brass mill shapes.....	10	2502	-7.1	2.2	-4.1	-1.3	-9.7	2.0
Copper and copper alloy sheet, strip and plate.....	10	250237	-1.5	3.7	-7.1	-0.1	-13.2	3.7
Copper and copper alloy rod, bar and shapes.....	10	250238	-14.7	2.5	-5.0	0.9	-13.5	0.4
Copper and copper alloy pipe and tube.....	10	250239	-	0.8	-0.2	-6.3	0.6	-
Nickel and nickel-base alloy mill shapes.....	10	2504	32.6	7.0	2.0	0.7	10.7	-3.8
Nickel and nickel-base alloy mill shapes.....	10	250466	32.6	7.0	2.0	0.7	10.7	-3.8
Titanium and titanium-base alloy mill shapes.....	10	2505	16.4	1.1	0.4	1.4	7.0	0.0
Titanium and titanium-base alloy mill shapes.....	10	250505	16.4	1.1	0.4	1.4	7.0	0.0
Other nonferrous mill shapes.....	10	2519	7.9	2.3	-0.4	-0.3	-1.3	-0.8
All other nonferrous metal mill shapes, except precious metal.....	10	251935	13.7	3.5	-0.6	-0.5	0.6	-1.2
Nonferrous wire and cable.....	10	26	6.1	1.3	-0.3	-1.3	-3.0	0.1
Nonferrous wire and cable.....	10	2603	6.1	1.3	-0.3	-1.3	-3.0	0.1
Electronic wire and cable.....	10	260301	-3.7	0.4	-1.0	0.1	-4.1	-2.9
Copper wire and cable.....	10	260314	-5.6	2.3	-1.4	-3.5	-4.5	-1.3
Power wire and cable.....	10	260332	24.7	-0.3	2.6	0.2	1.1	2.2
Fiber optic cable.....	10	260333	14.5	0.3	2.9	0.0	0.0	0.0
Other wire and cable.....	10	260398	7.1	3.0	-0.7	0.8	1.5	-1.7
Nonferrous forge shop products.....	10	27	12.5	1.0	0.7	3.3	0.4	1.0
Nonferrous forge shop products.....	10	2701	12.5	1.0	0.7	3.3	0.4	1.0
Nonferrous forge shop products.....	10	270111	12.5	1.0	0.7	3.3	0.4	1.0
Hot impression die, impact, press and upset aluminum and other nonferrous forgings.....	10	27011111	13.5	1.1	0.7	3.5	0.5	1.1
Hot impression die, impact, press and upset aluminum and aluminum alloy forgings.....	10	270111111	16.7	1.9	1.4	0.6	0.9	-0.1
Hot impression die, impact, press and upset titanium and titanium alloy forgings.....	10	270111112	9.9	0.2	0.0	9.6	0.0	0.1
Other nonferrous hot impression die impact, press, and upset forgings.....	10	270111113	10.5	0.2	0.0	0.0	0.0	9.1
Nonferrous foundry shop products.....	10	28	12.3	4.0	0.8	0.0	0.3	-0.2
Aluminum castings.....	10	2802	10.5	1.9	1.0	0.2	0.9	-0.3
Aluminum die-castings.....	10	280207	11.0	2.2	1.2	0.1	0.4	-0.4
Aluminum castings, excluding die-castings.....	10	280208	9.7	1.3	0.7	0.2	1.9	0.1
Castings, nonferrous (except aluminum).....	10	2807	15.6	7.9	0.2	-0.2	-0.6	-0.1
Castings, nonferrous (except aluminum).....	10	280701	15.6	7.9	0.2	-0.2	-0.6	-0.1
Nonferrous die-castings (except aluminum).....	10	2807011	28.1	15.9	1.0	-0.1	0.4	-1.3
Copper base castings (excluding die-castings).....	10	2807013	2.4	2.3	-0.7	-0.4	-2.5	-0.6
Metal containers.....	10	3	27.1	5.0	0.8	1.3	-1.4	0.2
Metal cans and can components.....	10	31	30.3	5.7	1.5	1.6	-1.8	0.0
Steel cans and tinware end products.....	10	3102	40.4	9.6	0.7	4.8	0.0	0.0
Steel cans and tinware end products.....	10	310231	40.4	9.6	0.7	4.8	0.0	0.0
Aluminum cans and can components.....	10	3103	25.2	3.6	2.0	0.0	-2.7	0.0
Aluminum cans and can components.....	10	310331	25.2	3.6	2.0	0.0	-2.7	0.0
Barrels, drums, pails and other metal containers.....	10	32	17.2	2.7	-1.8	0.4	0.1	0.7
Barrels, drums, pails and other metal containers.....	10	3201	17.2	2.7	-1.8	0.4	0.1	0.7
Steel shipping barrels and drums (excl. beer barrels) (more than 12-gallon capacity).....	10	320106	16.4	1.9	-4.1	0.2	0.3	2.1
All other metal containers.....	10	320107	23.1	3.8	0.1	0.6	0.0	0.0
Hardware.....	10	4	13.4	0.1	0.3	0.2	1.2	0.9
Hardware, n.e.c.....	10	41	16.9	0.0	0.3	0.0	1.5	1.3
Builders' hardware.....	10	4101	14.2	0.1	0.0	0.1	3.3	2.3
Builders' hardware (lock units, key blanks, door & window hardware, cabinet hardware, etc.).....	10	410104	14.2	0.1	0.0	0.1	3.3	2.3
Transportation equipment hardware.....	10	4103	25.1	-0.2	0.0	0.0	-0.3	0.4

See footnotes at end of table.

Table 7. Producer price index percentage changes for commodity and service groupings and individual items, not seasonally adjusted — Continued
 [August 2022]

Title	Commodity code		Unadjusted 12-month percent change ¹	Unadjusted 1-month percent change ¹				
	Group code	Item code		Aug. 2021 to Aug. 2022 ^P	Mar. to Apr.	Apr. to May ^P	May to June ^P	June to July ^P
Motor vehicle hardware.....	10	410311	29.7	0.0	0.0	0.0	-0.9	0.0
Other transportation equipment hardware, incl. marine & aircraft (excl. motor vehicle hardware).....	10	410341	13.3	-0.6	0.0	0.0	1.3	1.8
Furniture hardware.....	10	4104	19.1	0.0	4.3	0.0	-0.4	0.0
Furniture hardware.....	10	410411	19.1	0.0	4.3	0.0	-0.4	0.0
Other miscellaneous hardware.....	10	4105	7.5	0.2	-0.1	0.0	0.5	0.2
Other miscellaneous hardware.....	10	410502	7.5	0.2	-0.1	0.0	0.5	0.2
Hand and edge tools.....	10	42	7.6	0.3	0.3	0.5	0.7	0.2
Hand and edge tools.....	10	4201	7.6	0.3	0.3	0.5	0.7	0.2
Mechanics hand service tools.....	10	420135	6.7	0.3	-0.1	0.6	1.4	0.5
Edge tools, hand operated.....	10	420145	7.9	1.3	0.0	0.6	0.0	0.0
All other misc handtools, including cutting dies, machine & power-driven (except metal cutting).....	10	420155	9.0	0.0	0.1	0.6	0.3	0.0
All other handtools, n.e.c.....	10	4201554	9.1	0.0	0.1	0.0	0.5	0.0
Saw blades and handsaws.....	10	420168	7.8	0.0	2.2	0.0	0.0	0.0
Plumbing fixtures and fittings.....	10	5	10.9	1.9	0.2	0.2	0.2	0.3
Plumbing fixture fittings and trim.....	10	54	9.9	-0.6	0.4	0.3	0.6	0.1
Plumbing fixtures, fittings, and trim.....	10	5402	9.9	-0.6	0.4	0.3	0.6	0.1
Lavatory and sink fittings.....	10	540218	11.3	0.6	0.4	0.0	0.2	1.9
Miscellaneous plumbing fixtures, fittings, and trim.....	10	540223	11.6	-2.5	0.0	0.9	1.7	-1.8
Enameled iron & metal sanitary ware.....	10	56	17.2	11.2	-0.2	0.2	-1.0	1.1
Enameled iron and metal sanitary ware.....	10	5601	17.2	11.2	-0.2	0.2	-1.0	1.1
Enameled iron and metal sanitary ware.....	10	560102	17.2	11.2	-0.2	0.2	-1.0	1.1
Heating equipment.....	10	6	13.0	0.1	1.0	0.3	0.5	0.4
Steam and hot water equipment.....	10	61	20.3	1.2	0.0	0.0	0.8	2.0
Steam and hot water equipment.....	10	6101	20.3	1.2	0.0	0.0	0.8	2.0
Cast iron heating boilers, radiators and convectors.....	10	610106	27.1	3.7	0.0	0.0	1.0	2.4
Furnaces and heaters, including parts.....	10	62	14.6	-1.2	3.3	0.1	-0.1	0.4
Furnaces and heaters, including parts.....	10	6201	14.6	-1.2	3.3	0.1	-0.1	0.4
Furnaces and heaters, including parts.....	10	620146	14.6	-1.2	3.3	0.1	-0.1	0.4
Warm air furnaces, including parts.....	10	6201461	14.7	-1.6	3.8	-0.1	-0.4	0.0
Warm air furnaces.....	10	62014611	15.9	-1.7	4.2	-0.3	-0.4	0.0
Floor and wall furnaces, unit heaters, infrared heaters, & mechanical stokers, including parts.....	10	6201462	14.3	0.6	0.3	1.1	1.4	2.4
Other heating equipment, non-electric, including parts.....	10	63	19.0	1.1	0.3	1.3	1.7	0.2
Other heating equipment, non-electric, including parts.....	10	6301	19.0	1.1	0.3	1.3	1.7	0.2
Other heating equipment, non-electric, including parts.....	10	630161	19.0	1.1	0.3	1.3	1.7	0.2
Domestic heating stoves.....	10	64	12.4	0.0	0.0	0.0	0.9	0.0
Domestic heating stoves.....	10	6401	12.4	0.0	0.0	0.0	0.9	0.0
Domestic heating stoves.....	10	640141	12.4	0.0	0.0	0.0	0.9	0.0
Domestic water heaters.....	10	66	3.3	0.2	0.0	0.0	0.0	0.0
Domestic water heaters.....	10	6601	3.3	0.2	0.0	0.0	0.0	0.0
Household water heaters, electric, for permanent installation.....	10	660101	4.3	0.5	0.0	0.0	0.0	0.0
Household water heaters, except electric.....	10	660114	2.5	-0.1	0.0	0.0	0.0	0.0
Fabricated structural metal products.....	10	7	17.7	1.8	1.4	0.7	-0.3	0.0
Metal doors, sash, and trim.....	10	71	30.1	0.7	2.3	0.4	0.2	0.1
Metal doors and frames (except storm).....	10	7102	23.6	0.6	2.1	0.6	0.3	0.0
Metal doors and frames (except storm).....	10	710209	23.6	0.6	2.1	0.6	0.3	0.0
Metal windows (except storm sash).....	10	7103	31.0	2.0	5.1	0.0	0.3	0.6
Metal windows (except storm sash).....	10	710313	31.0	2.0	5.1	0.0	0.3	0.6
Metal molding and trim and store fronts.....	10	7104	81.9	0.1	0.7	0.1	0.0	0.0
Metal molding and trim and store fronts.....	10	710413	81.9	0.1	0.7	0.1	0.0	0.0
Metal combination screen, storm sash, and storm doors.....	10	7105	13.7	0.0	0.0	0.0	0.0	0.0
Metal combination screen, storm sash, and storm doors.....	10	710515	13.7	0.0	0.0	0.0	0.0	0.0
Metal window and door screens (except combination screens) and metal weather strip.....	10	7107	21.4	0.0	0.4	0.1	0.0	0.0
Metal window and door screens (except combination screens) and metal weather strip.....	10	710717	21.4	0.0	0.4	0.1	0.0	0.0
Metal tanks.....	10	72	15.2	2.6	2.5	0.8	0.6	0.2
Metal tanks.....	10	7201	15.2	2.6	2.5	0.8	0.6	0.2
Metal tanks, heavy gauge, including field-erected.....	10	720123	15.2	2.6	2.5	0.8	0.6	0.2
Sheet metal products.....	10	73	17.3	0.7	1.6	1.0	0.8	1.1

See footnotes at end of table.

Table 7. Producer price index percentage changes for commodity and service groupings and individual items, not seasonally adjusted — Continued
[August 2022]

Title	Commodity code		Unadjusted 12-month percent change ¹	Unadjusted 1-month percent change ¹				
	Group code	Item code		Aug. 2021 to Aug. 2022 ^P	Mar. to Apr.	Apr. to May ^P	May to June ^P	June to July ^P
Sheet metal products.....	10	7301	17.3	0.7	1.6	1.0	0.8	1.1
Sheet metal air-conditioning ducts and stove pipe.....	10	730120	—	0.6	2.4	0.4	0.0	0.0
Sheet metal roofing and roof drainage equipment.....	10	730170	—	0.2	0.5	4.3	-1.4	-0.5
Sheet metal electronic enclosures.....	10	7301C	13.3	0.5	3.4	0.2	2.7	-0.4
Steel sheet metal computer & peripheral equipment enclosures.....	10	7301C1	2.8	-0.2	0.9	0.1	-0.1	-0.4
Aluminum sheet metal computer & peripheral equipment enclosures.....	10	7301C2	—	0.1	8.7	0.0	1.0	-1.1
Other sheet metal electronic enclosures (excl. computers).....	10	7301C3	—	1.2	2.4	0.3	5.1	0.0
Other sheet metal work.....	10	7301G	18.8	0.8	1.2	1.1	2.5	0.0
Aluminum and other sheet metal work.....	10	7301G3	—	0.3	1.8	1.2	0.6	-0.1
Structural, architectural, and pre-engineered metal products.....	10	74	19.9	2.2	1.0	1.0	-0.9	-0.7
Fabricated structural metal.....	10	7405	19.1	4.2	0.9	0.5	-1.3	-0.8
Fabricated structural metal bar joists and concrete reinforcing bars.....	10	74051	12.9	5.6	0.3	0.7	-1.7	-2.1
Fabricated structural iron & steel for industrial bldgs metal bar joists, short span.....	10	740510	19.2	8.3	0.8	-0.3	0.1	0.2
Fabricated structural iron & steel for commercial, residential, institutional, & public bldgs.....	10	740514	11.7	5.1	0.3	0.9	-2.0	-2.5
Other fabricated structural metal, including for bridges.....	10	74055	29.8	2.0	1.8	0.2	-0.8	1.2
Fabricated structural metal for bridges.....	10	740553	20.6	1.8	-0.9	-4.1	-3.5	6.3
Other fabricated structural iron and steel, aluminum, and other metals.....	10	740554	31.4	2.0	2.3	0.9	-0.4	0.4
Custom roll form products.....	10	7407	27.6	-4.6	1.6	0.5	-0.1	0.1
Custom roll form products.....	10	740775	27.6	-4.6	1.6	0.5	-0.1	0.1
Ornamental and architectural metal work.....	10	7408	27.1	3.0	1.6	0.9	0.8	0.1
Iron, steel, and aluminum stairs, staircases and fire escapes.....	10	740803	44.5	2.7	0.1	0.0	0.0	0.0
Steel and aluminum fences, gates (not wire), and railings and window guards.....	10	740813	19.3	2.4	0.2	0.2	1.8	0.2
Open metal flooring, grating and studs.....	10	740814	—	5.8	0.0	0.0	—	—
Other architectural and ornamental metal work.....	10	74082	31.4	5.0	5.9	3.1	0.0	0.4
Other aluminum and metal architectural and ornamental work.....	10	740821	49.7	14.7	2.3	0.5	0.0	1.1
Other iron and steel architectural and ornamental work.....	10	740822	24.7	0.4	8.1	4.6	0.0	0.0
Metal stalls and corrals.....	10	740824	—	0.0	0.0	0.0	—	—
Fabricated metal pipe, tube, and fittings.....	10	7411	7.3	2.5	0.0	3.7	-2.4	-2.2
Fabricated metal pipe, tube, and fittings.....	10	741151	7.3	2.5	0.0	3.7	-2.4	-2.2
Heat exchangers and steam condensers.....	10	75	12.5	5.2	0.3	1.4	0.8	0.2
Heat exchangers, steam condensers, and steel power boilers.....	10	7501	12.5	5.2	0.3	1.4	0.8	0.2
Heat exchangers and steam condensers (except for nuclear applications).....	10	750103	12.5	5.1	0.3	0.5	1.1	0.2
Steel power boilers, incl. parts and attachments (excl. nuclear applications).....	10	750106	—	—	—	—	—	—
Fabricated steel plate.....	10	76	9.2	0.6	-0.1	0.0	0.4	-0.1
Fabricated steel plate.....	10	7601	9.2	0.6	-0.1	0.0	0.4	-0.1
Fabricated steel plate.....	10	760102	9.2	0.6	-0.1	0.0	0.4	-0.1
Prefabricated metal buildings.....	10	79	4.2	1.1	4.0	-2.5	-1.2	1.3
Prefabricated metal building systems (excl. farm service bldgs, residential bldgs, and parts).....	10	7901	3.2	0.0	2.4	-0.1	-1.5	-0.5
Prefabricated metal building systems (excl. farm service bldgs, residential bldgs, and parts).....	10	790101	3.2	0.0	2.4	-0.1	-1.5	-0.5
Industrial & commercial prefab metal building systems (excl farm svc bldgs, residential, parts).....	10	7901012	2.8	0.0	2.6	-0.1	-1.6	-0.5
Farm service buildings and other prefabricated and portable buildings, steel and aluminum.....	10	7902	3.4	0.8	2.8	-0.1	-1.4	-0.4
Farm service buildings and other prefabricated and portable buildings, steel and aluminum.....	10	790201	3.4	0.8	2.8	-0.1	-1.4	-0.4
Panels, parts, and sections for prefabricated buildings, steel and aluminum.....	10	7903	9.6	6.5	12.3	-14.9	0.8	11.6
Panels, parts, and sections for prefabricated buildings, steel and aluminum.....	10	790354	9.6	6.5	12.3	-14.9	0.8	11.6
Miscellaneous metal products.....	10	8	11.6	0.8	1.2	0.6	0.4	0.0
Bolts, nuts, screws, rivets, and washers.....	10	81	16.2	2.6	4.1	0.5	1.5	-0.4
Externally threaded fasteners, except aircraft types.....	10	8102	20.7	1.8	3.3	1.3	2.7	-1.0
Hex bolts, including heavy, tap-and-joint.....	10	810206	16.1	0.5	0.3	0.4	2.4	0.0
Cap, set, machine, lag, flange, and self-locking screws, except aircraft types.....	10	810231	32.2	2.9	3.3	0.5	1.7	-1.0
Other metal bolts, incl. square, round, plow, high-strength structural, and bent.....	10	810262	16.3	5.1	5.2	0.0	1.5	0.0
Other externally threaded metal fasteners, including studs, except aircraft types.....	10	810263	—	0.2	4.4	2.9	4.4	—
Internally threaded fasteners, except aircraft types.....	10	8103	6.9	0.5	0.1	0.1	1.6	0.4
Internally threaded fasteners, except aircraft types.....	10	810312	6.9	0.5	0.1	0.1	1.6	0.4

See footnotes at end of table.

Table 7. Producer price index percentage changes for commodity and service groupings and individual items, not seasonally adjusted — Continued
 [August 2022]

Title	Commodity code		Unadjusted 12-month percent change ¹	Unadjusted 1-month percent change ¹				
	Group code	Item code		Aug. 2021 to Aug. 2022 ^P	Mar. to Apr.	Apr. to May ^P	May to June ^P	June to July ^P
Nonthreaded metal fasteners, except aircraft types.....	10	8104	19.5	1.1	0.9	-0.3	1.7	0.2
Nonthreaded metal fasteners, except aircraft types.....	10	810424	19.5	1.1	0.9	-0.3	1.7	0.2
Aircraft fasteners, except plastics (including aerospace).....	10	8105	18.1	5.8	8.8	0.0	0.0	0.0
Aircraft fasteners, except plastics (including aerospace).....	10	810536	18.1	5.8	8.8	0.0	0.0	0.0
Formed products, except fasteners, made by cold-, warm-, or hot-heading processes.....	10	8106	1.4	0.7	0.0	0.0	0.0	0.0
Formed products, except fasteners, made by cold-, warm-, or hot-heading processes.....	10	810648	1.4	0.7	0.0	0.0	0.0	0.0
Lighting fixtures.....	10	83	8.3	1.0	0.1	0.6	0.3	0.3
Residential electric lighting fixtures, except portable.....	10	8302	10.8	1.3	1.0	0.8	0.3	0.0
Residential electric lighting fixtures, except portable.....	10	830225	10.8	1.3	1.0	0.8	0.3	0.0
Commercial, institutional and industrial electric lighting fixtures.....	10	8303	7.3	1.1	0.0	0.9	0.4	0.0
Commercial and institutional electric lighting fixtures, including parts and accessories.....	10	830302	7.7	1.0	0.0	1.1	0.6	0.0
Industrial electric lighting fixtures, including parts and accessories.....	10	830304	5.9	1.5	0.0	0.0	0.0	0.0
Other lighting equipment.....	10	8305	9.2	0.8	0.0	0.3	0.0	0.6
Outdoor lighting equipment (including parts and accessories).....	10	830522	10.8	1.3	0.0	0.0	0.0	1.0
All other miscellaneous electric and nonelectric lighting equipment, incl parts and accessories.....	10	830524	6.9	0.0	0.0	0.7	0.0	0.0
Ammunition, except for small arms.....	10	85	-	-0.6	0.0	0.0	0.5	4.3
Ammunition, except for small arms.....	10	8501	-	-0.6	0.0	0.0	0.5	4.3
Ammunition, except for small arms.....	10	850101	-	-0.6	0.0	0.0	0.5	4.3
Ordnance and ordnance accessories, n.e.c.....	10	86	15.5	0.0	0.0	0.0	5.7	0.0
Ordnance and ordnance accessories, n.e.c.....	10	8601	15.5	0.0	0.0	0.0	5.7	0.0
Ordnance and ordnance accessories, n.e.c.....	10	860101	15.5	0.0	0.0	0.0	5.7	0.0
Fabricated ferrous wire products.....	10	88	21.8	2.1	0.8	0.7	0.4	0.3
Ferrous wire rope, cable, forms and strand.....	10	8801	27.7	0.9	2.6	1.6	-0.3	0.0
Ferrous wire rope, cable, forms and strand.....	10	880101	27.7	0.9	2.6	1.6	-0.3	0.0
Ferrous wire cloth, other woven wire products.....	10	8807	13.3	3.0	-0.8	-0.3	0.5	0.4
Ferrous wire cloth, other woven wire products.....	10	880701	13.3	3.0	-0.8	-0.3	0.5	0.4
Other fabricated ferrous wire products.....	10	8809	19.3	2.3	-0.1	0.2	0.9	0.5
Steel fencing and fence gates.....	10	880993	14.2	1.6	0.0	-1.2	0.2	0.3
Other fabricated ferrous wire products, n.e.c.....	10	880996	20.6	2.5	-0.1	0.6	1.1	0.5
Steel nails, staples, tacks, spikes and brads.....	10	8812	26.2	5.2	1.4	1.0	0.3	-0.1
Steel nails, staples, tacks, spikes and brads.....	10	881201	26.2	5.2	1.4	1.0	0.3	-0.1
Other miscellaneous metal products.....	10	89	10.4	0.4	1.1	0.6	0.3	-0.1
Wire springs.....	10	8904	43.0	3.8	0.0	16.5	3.1	0.0
Precision mechanical wire springs.....	10	890424	25.6	9.2	0.0	0.2	8.4	0.0
Precision mechanical extension- and torsion-type wire springs.....	10	8904241	19.3	3.0	0.0	0.2	5.8	0.0
Precision mechanical compression-type springs.....	10	8904242	28.3	12.1	0.0	0.2	9.6	0.0
Other metal products.....	10	8905	9.0	0.2	1.2	0.5	0.2	-0.3
Automotive job stampings.....	10	890507	7.0	-1.0	1.4	-0.3	0.3	-0.5
Precision turned products, automotive.....	10	890521	1.1	0.0	0.0	0.0	0.0	0.0
Precision turned products, except automotive.....	10	890522	18.3	1.8	2.6	0.6	0.7	1.0
Metal powders, paste, and flake.....	10	890564	1.5	0.6	0.0	0.0	0.0	-2.1
Powder metallurgy parts, except bearings, gears, etc.....	10	890571	-	2.8	0.1	0.1	1.0	-
Other fabricated metal products.....	10	890589	9.4	0.4	0.5	2.1	-0.4	-0.6
Metal stampings n.e.c.....	10	8907	8.6	0.5	0.7	-3.6	-0.1	0.8
Metal job stampings, except automotive.....	10	890701	11.8	0.8	0.8	-3.7	-0.1	0.9
Recreational vehicle metal job stamping.....	10	8907011	-	0.0	0.0	-15.8	0.0	-
Motor and generator metal job stamping.....	10	8907012	5.6	-3.6	0.0	0.0	0.0	0.0
Other metal job stampings.....	10	8907013	11.5	0.4	1.3	0.1	0.1	1.1
Metal foil and leaf.....	10	8908	11.5	0.2	0.4	2.8	0.0	0.0
Flexible packaging foil.....	10	890811	11.5	0.2	0.4	2.8	0.0	0.0
Heavy gauge springs.....	10	8909	29.1	0.2	0.0	1.9	-0.2	0.9
Hot formed steel springs, except wire.....	10	890912	25.0	0.0	0.0	3.9	0.0	1.7
Cold formed steel springs, except wire.....	10	890913	33.6	0.4	0.1	0.0	-0.4	0.1
Machinery and equipment.....	11	-	10.8	1.3	0.8	0.8	0.6	0.5
Agricultural machinery and equipment.....	11	1	17.2	3.0	0.5	1.8	0.2	0.8
Agricultural machinery and equipment.....	11	14	17.2	3.0	0.5	1.8	0.2	0.8
Commercial turf and grounds care equipment, including parts and attachments.....	11	1401	11.6	4.3	-0.1	0.2	0.0	2.3
Commercial turf and grounds care equipment, including parts and attachments.....	11	140111	11.6	4.3	-0.1	0.2	0.0	2.3

See footnotes at end of table.

Table 7. Producer price index percentage changes for commodity and service groupings and individual items, not seasonally adjusted — Continued
 [August 2022]

Title	Commodity code		Unadjusted 12-month percent change ¹	Unadjusted 1-month percent change ¹				
	Group code	Item code		Aug. 2021 to Aug. 2022 ^P	Mar. to Apr.	Apr. to May ^P	May to June ^P	June to July ^P
Farm plows, harrows, rollers, pulverizers, etc., and attachments.	11	1402	27.3	5.9	0.0	9.6	0.0	2.5
Farm plows, harrows, rollers, pulverizers, etc., and attachments.	11	140211	27.3	5.9	0.0	9.6	0.0	2.5
Farm dairy equipment, sprayers and dusters, farm blowers, and attachments.	11	1404	14.0	1.0	1.4	1.3	3.6	0.1
Farm dairy equipment, sprayers and dusters, farm blowers, and attachments.	11	140411	14.0	1.0	1.4	1.3	3.6	0.1
Planting, seeding, and fertilizing machinery and attachments.	11	1405	10.3	4.7	3.7	0.0	-8.0	0.1
Planting, seeding, and fertilizing machinery and attachments.	11	140511	10.3	4.7	3.7	0.0	-8.0	0.1
Harvesting machinery (except hay and straw) and attachments.	11	1406	18.7	3.2	-0.1	4.3	0.9	0.0
Harvesting machinery (except hay and straw) and attachments.	11	140611	18.7	3.2	-0.1	4.3	0.9	0.0
Haying machinery and attachments.	11	1407	17.7	3.2	0.0	0.0	0.0	0.0
Haying machinery and attachments.	11	140711	17.7	3.2	0.0	0.0	0.0	0.0
All other farm machinery and equipment, excluding parts, including attachments.	11	1408	19.7	1.0	-0.2	-0.1	0.7	1.6
All other farm machinery and equipment, excluding parts, including attachments.	11	140811	19.7	1.0	-0.2	-0.1	0.7	1.6
Parts for farm machinery, for sale separately.	11	1409	17.1	2.9	0.6	-0.7	1.4	0.7
Parts for farm machinery, for sale separately.	11	140911	17.1	2.9	0.6	-0.7	1.4	0.7
Construction machinery and equipment.	11	2	13.5	2.7	0.3	1.0	0.4	2.6
Tractors and attachments, ex. parts.	11	2A	13.5	2.9	0.1	0.6	0.0	3.4
Construction machinery for mounting (excluding parts, winches, snow clearing attachments).	11	2A03	13.8	3.4	0.0	0.0	0.0	3.6
Construction machinery for mounting (excluding parts, winches, snow clearing attachments).	11	2A0302	13.8	3.4	0.0	0.0	0.0	3.6
Tractor shovel loaders (skid steer, wheel, crawler, and integral design backhoes).	11	2A04	14.6	4.3	0.0	0.1	0.0	5.1
Tractor shovel loaders (skid steer, wheel, crawler, and integral design backhoes).	11	2A0406	14.6	4.3	0.0	0.1	0.0	5.1
Construction wheel and crawler tractors, dozers, self-propelled log skidders, etc.	11	2A05	12.7	1.8	0.3	1.0	0.0	2.3
Construction wheel and crawler tractors, dozers, self-propelled log skidders, etc.	11	2A0501	12.7	1.8	0.3	1.0	0.0	2.3
Power cranes, draglines, & shovels (excavators) (incl. surface mining equipment) (excl. parts).	11	2B	15.0	3.8	0.5	0.1	0.5	5.0
Power cranes, draglines, & shovels (excavators) (incl. surface mining equip.) (excluding parts).	11	2B05	15.0	3.8	0.5	0.1	0.5	5.0
Power cranes, draglines, & shovels (excavators) (incl. surface mining equip.) (excluding parts).	11	2B0504	15.0	3.8	0.5	0.1	0.5	5.0
Mixers, pavers, and related equipment (excluding parts).	11	2C	20.3	3.5	3.0	0.1	0.0	4.5
Mixers, pavers, and related equipment (excluding parts).	11	2C01	20.3	3.5	3.0	0.1	0.0	4.5
Mixers, pavers, and related equipment (excluding parts).	11	2C0109	20.3	3.5	3.0	0.1	0.0	4.5
Off-highway, equipment, ex. parts.	11	2D	12.7	4.0	0.0	0.0	0.7	4.0
Off-highway trucks, haulers, truck-type tractor chassis, trailers, etc. (excluding parts).	11	2D02	7.4	3.2	0.0	0.0	1.7	1.4
Off-highway trucks, haulers, truck-type tractor chassis, trailers, etc. (excluding parts).	11	2D0201	7.4	3.2	0.0	0.0	1.7	1.4
Graders, rollers & compactors, rough-terrain forklifts, scrapers, trenchers, etc. (excl. parts).	11	2D03	16.1	4.5	0.0	0.0	0.0	5.6
Graders, rollers & compactors, rough-terrain forklifts, scrapers, trenchers, etc. (excl. parts).	11	2D0301	16.1	4.5	0.0	0.0	0.0	5.6
Misc. construction machinery and equipment.	11	2J	11.6	2.0	0.0	2.1	0.6	0.2
Winches, aerial work platforms, and automotive wrecker hoists, including parts and attachments.	11	2J01	13.4	1.3	0.0	4.0	0.0	0.3
Winches, aerial work platforms, and automotive wrecker hoists, including parts and attachments.	11	2J0101	13.4	1.3	0.0	4.0	0.0	0.3
Other construction machinery and equipment (excluding parts).	11	2J03	9.6	2.8	0.0	0.0	1.3	0.0
Other construction machinery and equipment (excluding parts).	11	2J0301	9.6	2.8	0.0	0.0	1.3	0.0
Parts for construction machinery and equipment, sold separately.	11	2K	15.0	1.0	0.6	2.6	0.2	0.6
Parts for construction machinery and equipment, sold separately.	11	2K01	15.0	1.0	0.6	2.6	0.2	0.6
Parts for cranes, draglines, and shovels (including surface mining equipment) (sold separately).	11	2K0101	15.3	0.0	1.3	0.0	0.4	0.0
Parts for off-highway wheel tractors and shovel loaders (sold separately).	11	2K0102	10.6	0.0	0.0	3.7	0.0	0.0
Parts for other construction machinery (sold separately).	11	2K0103	16.3	1.8	0.4	3.7	0.2	1.1
Metalworking machinery and equipment.	11	3	9.7	1.4	0.8	0.9	0.2	0.3
Power-driven handtools, including parts and attachments.	11	32	12.4	5.0	0.1	0.0	0.0	0.0
Power-driven handtools, including parts and attachments.	11	3211	12.4	5.0	0.1	0.0	0.0	0.0
Power-driven handtools, including parts and attachments.	11	321101	12.4	5.0	0.1	0.0	0.0	0.0

See footnotes at end of table.

Table 7. Producer price index percentage changes for commodity and service groupings and individual items, not seasonally adjusted — Continued
 [August 2022]

Title	Commodity code		Unadjusted 12-month percent change ¹ Aug. 2021 to Aug. 2022 ^P	Unadjusted 1-month percent change ¹				
	Group code	Item code		Mar. to Apr.	Apr. to May ^P	May to June ^P	June to July ^P	July to Aug. ^P
Power-driven handtools, pneumatic, hydraulic, and powder-actuated.....	11	3211011	11.7	4.5	0.0	0.0	0.0	0.0
Power-driven handtools, electric (except battery powered), including parts.....	11	3211014	13.1	5.3	0.1	0.0	0.0	0.0
Welding machines and equipment.....	11	33	12.8	1.3	0.4	2.3	0.4	0.7
Arc welding machines, components, and accessories, excluding electrodes and stud welding equip.....	11	3301	20.8	2.8	0.3	3.1	0.0	1.6
Arc welding machines, components, and accessories, excluding electrodes and stud welding equip.....	11	330175	20.8	2.8	0.3	3.1	0.0	1.6
Resistance welders, components, accessories, and electrodes.....	11	3302	14.2	0.0	0.0	4.8	0.0	0.0
Resistance welders, components, accessories, and electrodes.....	11	330276	14.2	0.0	0.0	4.8	0.0	0.0
Gas welding and cutting equipment, parts, attachments, and accessories.....	11	3304	8.8	0.0	2.7	0.3	0.0	0.0
Gas welding and cutting equipment, parts, attachments, and accessories.....	11	330461	8.8	0.0	2.7	0.3	0.0	0.0
Other welding equipment, components, and accessories (excluding arc, resistance, and gas).....	11	3306	10.0	0.0	0.0	2.3	2.8	0.0
Other welding equipment, components, and accessories (excluding arc, resistance, and gas).....	11	330629	10.0	0.0	0.0	2.3	2.8	0.0
Industrial process furnaces and ovens.....	11	34	12.8	2.1	2.7	0.5	0.4	0.3
Industrial process furnaces and ovens, except parts and attachments.....	11	3407	11.8	1.8	2.2	0.7	0.0	0.4
Industrial process furnaces and ovens, except parts and attachments.....	11	340711	11.8	1.8	2.2	0.7	0.0	0.4
Parts and attachments for industrial process furnaces and ovens.....	11	3409	15.7	2.9	4.0	0.0	1.4	0.0
Parts and attachments for industrial process furnaces and ovens.....	11	340901	15.7	2.9	4.0	0.0	1.4	0.0
Cutting tools and accessories.....	11	35	6.9	-0.1	0.1	0.8	0.3	0.5
Small cutting tools.....	11	3501	6.1	-0.1	0.0	0.3	0.2	0.5
End mills and milling cutters.....	11	350144	4.5	-0.1	0.1	0.7	0.5	0.2
Threading tools, including blanks, tips and inserts.....	11	350145	9.2	-0.8	0.0	0.0	0.2	-2.1
Carbon and high-speed steel, shank, solid, tipped carbide twist drills.....	11	350146	7.0	0.0	0.0	0.5	1.7	1.0
Taps, carbide indexable, and throwaway inserts for machine tools.....	11	350147	5.5	0.0	0.0	1.1	0.0	0.5
Other cutting tools for machine tools, excluding tips and blanks.....	11	350149	6.1	0.0	0.0	0.1	0.0	0.8
Other machine tool attachments and accessories.....	11	3505	12.7	0.0	0.5	0.0	1.0	0.8
Other machine tool attachments and accessories.....	11	350501	12.7	0.0	0.5	0.0	1.0	0.8
Abrasive products.....	11	36	11.6	1.6	2.8	2.7	-0.2	-0.6
Nonmetallic sized grains, powders, and flour abrasives (incl. graded only).....	11	3601	19.7	0.0	0.0	11.9	0.0	0.0
Nonmetallic sized grains, powders, and flour abrasives (incl. graded only).....	11	360105	19.7	0.0	0.0	11.9	0.0	0.0
Nonmetallic abrasive products (including diamond abrasives).....	11	3603	14.6	0.7	4.3	0.6	0.8	0.2
Nonmetallic abrasive products (including diamond abrasives).....	11	360311	14.6	0.7	4.3	0.6	0.8	0.2
Nonmetallic coated abrasive products and buffing wheels, polishing wheels, and laps.....	11	3605	10.6	0.1	2.7	1.3	0.0	0.9
Nonmetallic coated abrasive products and buffing wheels, polishing wheels, and laps.....	11	360505	10.6	0.1	2.7	1.3	0.0	0.9
Metal cutting machine tools.....	11	37	4.3	0.0	0.5	0.2	0.0	0.3
Other metal-cutting machine tools.....	11	3720	3.6	0.0	0.1	0.0	0.0	0.4
Other metal-cutting machine tools.....	11	372041	3.6	0.0	0.1	0.0	0.0	0.4
Metal machining centers.....	11	3721	2.9	0.0	0.0	0.0	0.0	0.0
Metal machining centers.....	11	372121	2.9	0.0	0.0	0.0	0.0	0.0
Rebuilt metal-cutting machine tools and parts for metal-cutting machine tools.....	11	3753	7.8	0.0	2.8	0.0	0.0	0.6
Rebuilt metal-cutting machine tools and parts for metal-cutting machine tools.....	11	375311	7.8	0.0	2.8	0.0	0.0	0.6
Metal forming machine tools.....	11	38	6.3	0.4	2.7	0.3	0.0	1.0
Metal-forming machine tools (except rebuilt and parts).....	11	3826	6.1	0.3	3.4	0.3	0.0	0.8
Metal punching and shearing (power & manual), and bending and forming machines (power only).....	11	382611	1.3	0.7	0.0	0.0	0.0	0.0
Metalworking presses (except forging and die-stamping presses).....	11	382631	7.2	0.0	0.0	0.0	0.0	4.4
Other metal-forming machine tools (except presses).....	11	382651	-	0.0	10.4	1.0	0.0	-
Rebuilt metal-forming machine tools and parts for metal-forming machine tools.....	11	3852	6.8	0.5	0.2	0.3	0.0	1.7
Rebuilt metal-forming machine tools and parts for metal-forming machine tools.....	11	385205	6.8	0.5	0.2	0.3	0.0	1.7
Tools, dies, jigs, fixtures & ind. molds.....	11	39	8.4	1.5	0.5	0.3	0.2	0.4
Special tools, dies, jigs, and fixtures.....	11	3901	7.1	0.2	0.7	0.2	0.2	0.2
Special tools, dies, jigs, and fixtures.....	11	390135	7.1	0.2	0.7	0.2	0.2	0.2
Jigs and fixtures, including parts.....	11	3901351	8.8	0.0	0.4	0.4	0.0	0.5
Metalworking dies and die sets.....	11	3901353	4.5	0.1	1.0	0.1	0.1	0.2

See footnotes at end of table.

Table 7. Producer price index percentage changes for commodity and service groupings and individual items, not seasonally adjusted — Continued
[August 2022]

Title	Commodity code		Unadjusted 12-month percent change ¹	Unadjusted 1-month percent change ¹				
	Group code	Item code		Aug. 2021 to Aug. 2022 ^P	Mar. to Apr.	Apr. to May ^P	May to June ^P	June to July ^P
Standard punches, industrial prototypes, die parts & other special tooling for dies.....	11	3901357	8.9	0.8	0.3	0.0	0.6	0.0
Industrial molds and mold boxes.....	11	3903	10.2	3.2	0.3	0.6	0.2	0.5
Industrial injection-type molds made of metal for plastics.....	11	390312	5.6	0.0	0.6	0.9	0.3	1.2
Other industrial molds and mold boxes.....	11	390331	12.9	5.1	0.2	0.4	0.2	0.1
Metalworking machinery n. e. c.....	11	3A	—	1.4	0.0	0.3	0.0	0.0
Other metalworking machinery.....	11	3A02	6.5	3.7	0.1	0.5	0.0	0.0
Other metalworking machinery.....	11	3A0201	6.5	3.7	0.1	0.5	0.0	0.0
Rolling mill machinery.....	11	3B	—	0.1	—	—	—	—
Rolling mill machinery.....	11	3B01	—	0.1	—	—	—	—
Rolling mill machinery.....	11	3B0101	—	0.1	—	—	—	—
General purpose machinery and equipment.....	11	4	15.7	1.8	1.3	1.1	0.9	0.6
Pumps, compressors, and equipment.....	11	41	15.6	1.6	2.0	1.1	1.3	0.3
Industrial pumps, except hydraulic fluid power pumps.....	11	4102	13.7	1.4	1.0	0.9	1.8	0.0
Industrial pumps, except hydraulic fluid power pumps.....	11	410212	13.7	1.4	1.0	0.9	1.8	0.0
Parts and attachments for air and gas compressors and vacuum pumps.....	11	4107	36.9	2.1	15.2	0.0	2.4	0.5
Parts and attachments for air and gas compressors, ex. refrigeration, ice making, & a/c.....	11	410701	—	2.1	15.2	0.0	2.4	0.5
Measuring and dispensing pumps and parts and attachments.....	11	4109	—	0.0	0.0	—	—	—
Measuring and dispensing pumps and parts and attachments.....	11	410906	—	0.0	0.0	—	—	—
Domestic water systems.....	11	4113	—	0.0	1.4	0.0	0.0	—
Domestic water systems.....	11	411311	—	0.0	1.4	0.0	0.0	—
Air and gas compressors and vacuum pumps.....	11	4115	19.3	2.7	1.6	2.6	1.8	0.7
Air and gas compressors and vacuum pumps.....	11	411501	19.3	2.7	1.6	2.6	1.8	0.7
Other pumps, including parts and attachments.....	11	4119	11.5	1.4	1.2	0.4	0.9	0.1
Parts and attachments for pumps.....	11	411911	9.5	0.6	1.7	0.1	0.3	0.2
All other pumps, including domestic sump, oil well, and oil field pumps.....	11	411915	12.5	1.8	0.9	0.5	1.2	0.0
Other pumps, except automotive circulating pumps, and measuring & dispensing pumps.....	11	4119155	13.3	2.6	1.3	0.0	2.1	0.0
Elevators, escalators, and other lifts.....	11	42	16.2	0.8	0.0	0.1	0.0	0.1
Elevators and moving stairways.....	11	4201	19.0	0.8	0.0	0.2	0.0	0.0
Elevators and moving stairways.....	11	420112	19.0	0.8	0.0	0.2	0.0	0.0
Parts and attachments for elevators and moving stairs (sold separately).....	11	4202	6.4	1.1	0.1	0.0	-0.1	0.4
Parts and attachments for elevators and moving stairs (sold separately).....	11	420221	6.4	1.1	0.1	0.0	-0.1	0.4
Fluid power equipment.....	11	43	13.8	1.6	0.6	1.4	1.0	0.5
Fluid power pumps and parts.....	11	4301	8.4	1.2	1.1	0.8	0.9	0.0
Nonaerospace-type reciprocating fluid power pumps.....	11	430112	11.8	1.4	1.8	1.6	1.5	0.0
Nonaerospace-type rotary and other fluid power pumps.....	11	430113	3.3	0.0	0.0	1.2	0.0	0.0
Nonaerospace-type fluid power motors.....	11	430115	11.8	1.2	2.4	0.0	1.3	0.0
Parts for fluid power pumps, motors, and hydrostatic transmissions.....	11	430119	10.0	3.8	0.0	0.1	1.1	0.0
Fluid power valves.....	11	4302	9.6	2.1	0.2	0.0	0.0	0.0
Fluid power valves.....	11	430201	9.6	2.1	0.2	0.0	0.0	0.0
Nonaerospace type hydraulic directional control valves.....	11	4302013	6.2	3.5	0.0	0.0	0.0	0.0
Nonaerospace type pneumatic directional control valves.....	11	4302015	8.9	1.4	0.0	0.0	0.0	0.0
Aerospace type fluid power valves.....	11	430201A	10.0	0.3	0.0	0.0	0.0	0.0
Fluid power cylinders, actuators, accumulators, cushions, & parts.....	11	4303	16.4	0.5	1.0	1.0	1.9	1.4
Non-aerospace hydraulic & all aerospace-type fluid power cylinders.....	11	430312	17.5	0.4	1.0	1.2	1.6	1.4
Non-aerospace pneumatic fluid power cylinders.....	11	430313	5.5	1.2	0.5	0.0	0.0	0.0
Parts for hydraulic & pneumatic cylinders and actuators.....	11	430315	18.6	1.0	1.6	0.7	5.4	2.9
Fluid power hose and tube fittings.....	11	4304	19.3	3.1	0.0	4.2	0.6	0.0
Fluid power hose and tube fittings.....	11	430406	19.3	3.1	0.0	4.2	0.6	0.0
Nonaerospace type flared (metal) fittings, couplings, and assemblies.....	11	4304062	20.3	0.0	0.0	3.4	4.2	0.0
Parts for fluid power valves.....	11	4305	12.7	1.5	0.2	1.1	3.2	0.0
Parts for fluid power valves.....	11	430501	12.7	1.5	0.2	1.1	3.2	0.0
Industrial material handling equipment.....	11	44	14.5	2.6	0.9	0.8	0.8	0.5
Conveying equipment, except parts and accessories.....	11	4402	16.8	1.0	0.5	1.5	1.3	0.7
Unit handling conveyors and conveying systems.....	11	440212	7.1	1.2	0.1	1.6	0.3	0.0
Unit handling gravity and trolley conveyors and conveying systems.....	11	4402122	2.8	0.0	0.0	0.1	0.1	0.0
All other unit handling conveyors, including tow, belt, roller, pneumatic, portable, etc.....	11	4402124	8.1	1.5	0.2	2.0	0.3	0.0
Bulk material handling conveyors and conveying systems.....	11	440216	28.8	0.7	1.0	1.3	2.3	1.5
Industrial trucks, trailers, and stackers.....	11	4403	12.2	4.1	0.6	0.3	0.4	0.0

See footnotes at end of table.

Table 7. Producer price index percentage changes for commodity and service groupings and individual items, not seasonally adjusted — Continued
 [August 2022]

Title	Commodity code		Unadjusted 12-month percent change ¹	Unadjusted 1-month percent change ¹				
	Group code	Item code		Aug. 2021 to Aug. 2022 ^P	Mar. to Apr.	Apr. to May ^P	May to June ^P	June to July ^P
Industrial trucks, tractors, mobile straddle carriers & cranes, & automatic stacking machines.....	11	44035	13.0	4.7	0.6	0.3	0.5	0.0
Work trucks with lifting & handling equipment, riding, electric, self-propelled.....	11	440353	16.2	7.7	0.1	0.1	0.1	0.0
Work trucks with lifting & handling equipment, non-riding electric or any non-electric.....	11	440356	7.2	1.9	1.0	0.6	0.8	0.0
Work trucks not fitted with lifting & handling equipment, electric or non-electric.....	11	440357	18.7	6.2	0.1	0.1	0.6	0.0
Bulk powered material moving equipment, dock boards, and metal pallets and skids.....	11	440358	10.0	0.0	2.5	0.9	0.4	0.0
Parts and attachments for industrial trucks and tractors.....	11	440378	8.2	1.1	0.5	0.0	0.0	0.0
Hoists, overhead cranes, and monorail systems.....	11	4404	19.7	1.2	2.2	0.7	2.0	2.9
Hoists and parts and attachments for hoists (sold separately).....	11	440481	18.2	2.6	1.8	0.3	1.8	3.0
Overhead traveling cranes and monorail systems, including parts and attachments sold separately.....	11	440485	20.6	0.3	2.5	1.0	2.1	2.8
Parts and accessories for conveyors and conveying systems.....	11	4406	15.5	0.2	3.1	2.3	0.3	0.6
Parts and accessories for unit handling conveyors and conveying systems.....	11	440601	10.1	0.5	0.9	3.8	0.0	0.9
Parts and accessories for bulk material handling conveyors and conveying systems.....	11	440602	20.1	0.0	4.8	1.1	0.5	0.4
Mechanical power transmission equipment.....	11	45	13.3	1.0	1.7	0.5	0.8	2.1
Speed changers, drives, gears.....	11	4501	13.0	1.1	1.9	0.0	0.5	2.0
Speed changers and industrial high speed drives & parts other than loose gearing.....	11	450117	12.7	1.0	2.9	0.0	0.2	3.0
Other power transmission equipment.....	11	4502	13.7	0.9	1.5	1.0	1.3	2.2
Mechanical power transmission equipment, excl. speed changers, drives, & gears.....	11	450212	13.4	1.2	0.6	1.4	1.7	1.1
Scales and balances.....	11	46	9.3	0.8	0.7	0.2	0.7	0.4
Vehicle and industrial scales.....	11	4611	9.2	0.2	1.2	0.2	0.6	0.4
Vehicle and industrial scales.....	11	461101	9.2	0.2	1.2	0.2	0.6	0.4
Motor truck and railroad track scales.....	11	4611011	8.2	0.0	0.0	0.0	0.1	0.0
Industrial scales (including automatic checkweigher and bulkweigher scales).....	11	4611012	11.9	0.6	1.4	0.5	1.5	1.0
Miscellaneous non-vehicle scales (crane, susp., tank, hopper, measuring dev, lab, bulk conveyer).....	11	4611013	6.5	-0.2	3.7	0.0	0.0	0.0
Retail, commercial, household, and mailing scales and balances.....	11	4612	1.5	0.3	0.0	0.0	0.3	0.0
Retail, commercial, household, and mailing scales and balances.....	11	461201	1.5	0.3	0.0	0.0	0.3	0.0
Parts, attachments, and accessories for scales and balances.....	11	4613	14.1	1.8	0.2	0.3	1.0	0.6
Parts, attachments, and accessories for scales and balances.....	11	461301	14.1	1.8	0.2	0.3	1.0	0.6
Air purification equipment and industrial and commercial fans and blowers...	11	47	11.0	1.5	0.2	0.2	0.8	-0.1
Fan, blower, air purification equipment.....	11	4701	11.0	1.5	0.2	0.2	0.8	-0.1
Dust collection and other air purification equipment for cleaning incoming air.....	11	470143	14.0	0.0	0.6	0.3	1.9	-0.5
Air filters for air-conditioners and furnaces, etc., of 2400 CFM or less, except parts.....	11	4701431	15.1	0.0	-0.1	0.3	1.8	-0.8
Other dust collection and air purification equipment, except parts.....	11	4701432	6.9	0.2	0.0	0.2	0.1	0.0
Parts for dust collection and air purification equipment.....	11	4701433	17.4	0.0	3.2	0.3	3.3	0.0
Industrial and commercial fans and blowers.....	11	470145	11.8	3.9	0.0	0.3	0.0	0.0
Centrifugal blower filter units, and classes I-IV centrifugal fans, except parts.....	11	4701452	18.6	3.4	0.3	0.9	0.1	0.0
Other centrifugal fans and blowers, except parts.....	11	4701453	8.6	2.4	0.0	0.3	0.0	0.0
Axial fans and industrial propeller fans, except parts.....	11	4701457	16.6	7.4	0.0	0.1	0.0	0.0
Power roof ventilators, except parts.....	11	4701458	12.2	6.3	0.0	0.0	0.0	0.0
Parts and accessories for fans and blowers.....	11	4701459	14.6	2.4	0.0	0.7	0.0	0.0
Air conditioning and refrigeration equip.....	11	48	24.9	2.7	1.3	1.9	0.8	0.4
Unitary air-conditioners, except air source heat pumps.....	11	4802	18.6	1.5	1.8	1.0	0.9	0.6
Unitary air-conditioners, except air source heat pumps.....	11	480222	18.6	1.5	1.8	1.0	0.9	0.6
Commercial refrigeration equipment.....	11	4803	37.2	5.3	0.7	0.6	2.1	0.0
Commercial refrigeration equipment.....	11	480331	37.2	5.3	0.7	0.6	2.1	0.0
All other miscellaneous refrigeration and air-conditioning equipment.....	11	4806	37.0	4.5	3.1	0.9	0.1	0.0
All other miscellaneous refrigeration and air-conditioning equipment.....	11	480631	37.0	4.5	3.1	0.9	0.1	0.0
Heat transfer equipment, including heat pumps.....	11	4807	21.3	2.8	1.4	2.0	0.4	0.0
Heat transfer equipment, except dehumidifiers.....	11	480732	23.7	2.7	1.5	2.7	0.3	0.0
Heat pumps.....	11	480734	11.5	3.2	1.0	-1.1	0.6	0.1
Parts and accessories for air conditioning and heat transfer equipment.....	11	4809	20.7	3.8	2.2	0.6	0.6	3.6
Parts and accessories for air conditioning and heat transfer equipment.....	11	480901	20.7	3.8	2.2	0.6	0.6	3.6
Refrigeration condensing units.....	11	4815	30.5	2.3	0.0	3.0	2.2	0.3
Refrigeration condensing units.....	11	481511	30.5	2.3	0.0	3.0	2.2	0.3

See footnotes at end of table.

Table 7. Producer price index percentage changes for commodity and service groupings and individual items, not seasonally adjusted — Continued
[August 2022]

Title	Commodity code		Unadjusted 12-month percent change ¹	Unadjusted 1-month percent change ¹				
	Group code	Item code		Aug. 2021 to Aug. 2022 ^P	Mar. to Apr.	Apr. to May ^P	May to June ^P	June to July ^P
Miscellaneous general purpose equipment.....	11	49	12.0	1.4	1.4	0.7	0.9	1.0
Metal valves, except fluid power.....	11	4902	14.5	1.5	2.8	0.1	0.2	2.1
Gates, globes, angles, and checks.....	11	490201	14.3	3.7	0.5	0.2	0.1	2.1
Gates, globes, angles, straightway (Y-type) checks, stop & check, 3- & 4-way, etc.....	11	4902011	11.3	2.3	0.2	0.0	0.0	2.7
Industrial ball valves, incl. manual and power operated.....	11	490202	17.6	-0.2	9.3	-0.1	0.0	1.6
Industrial butterfly valves, incl. manual and power operated.....	11	490203	11.9	0.4	2.3	0.7	0.1	3.8
Industrial plug valves.....	11	490204	14.8	0.1	0.0	0.0	0.5	0.0
Plumbing and heating valves and specialties, except plumbers' brass goods.....	11	490205	6.2	0.0	0.0	0.0	0.9	0.0
Other industrial valves, including nuclear.....	11	490209	18.2	1.8	2.5	-0.1	0.4	5.3
Automatic regulating and control valves.....	11	490211	10.8	0.0	0.2	0.8	0.0	0.0
Metal pipe fittings, flanges, and unions.....	11	4903	19.6	6.0	1.1	0.6	2.1	0.9
Metal pipe fittings, flanges, and unions.....	11	490301	19.6	6.0	1.1	0.6	2.1	0.9
Ball and roller bearings.....	11	4905	10.0	0.0	0.7	2.6	1.8	0.0
Ball bearings, complete, unmounted.....	11	490531	5.5	0.0	0.0	1.7	0.6	0.0
Mounted bearings, except plain.....	11	490534	11.7	-0.2	2.2	2.5	0.0	-0.1
Parts and components for ball and roller bearings, incl. balls and rollers.....	11	490535	7.2	0.0	0.3	1.8	0.0	0.1
Tapered roller bearings (including cups & cones), unmounted.....	11	490537	18.5	0.0	1.7	5.3	3.1	0.0
Other roller bearings, unmounted.....	11	490538	5.5	0.0	0.0	0.5	4.2	0.0
Industrial patterns.....	11	4907	6.2	0.0	0.3	1.4	0.0	0.0
Industrial patterns.....	11	490701	6.2	0.0	0.3	1.4	0.0	0.0
Filters and strainers.....	11	4908	8.0	0.8	-0.2	0.2	0.8	-0.2
Filters and strainers, except fluid power.....	11	490805	6.9	0.1	-0.2	0.3	1.1	-0.3
Industrial filters and strainers and reusable media, except fluid power.....	11	4908051	5.6	-0.2	-0.2	0.2	1.2	-0.3
Nonreusable media for filters and strainers, except fluid power.....	11	4908052	18.1	1.5	0.0	0.8	0.0	0.0
Parts and accessories for filters and strainers, except fluid power....	11	4908053	6.9	2.9	0.0	1.0	0.8	0.0
Other miscellaneous general purpose equipment.....	11	4911	8.3	0.4	1.0	0.3	0.9	1.0
General industrial machinery equipment, n.e.c.....	11	491102	8.4	0.5	0.3	0.3	1.0	1.2
Electronic computers and computer equipment.....	11	5	6.1	0.0	0.6	-0.2	0.7	-0.3
Electronic computers.....	11	51	10.2	0.1	0.2	-0.7	2.6	-0.9
Electronic computers.....	11	5101	10.2	0.1	0.2	-0.7	2.6	-0.9
Personal computers and workstations (excluding portable computers)...	11	510114	0.3	-1.3	0.1	1.1	1.3	-1.1
Portable computers, laptops, tablets and other single user computers...	11	510115	-6.1	1.5	-1.6	-0.9	-2.2	1.8
Host computers, multiusers (mainframes, UNIX and PC servers).....	11	510116	14.4	0.5	0.3	-1.2	3.1	-1.1
Computer storage devices.....	11	52	3.4	0.0	1.5	-0.4	-0.5	0.0
Computer storage devices (except parts, attachments and accessories)...	11	5201	4.2	0.0	1.8	-0.5	-0.6	0.0
Computer storage devices (except parts, attachments and accessories).....	11	520101	4.2	0.0	1.8	-0.5	-0.6	0.0
Computer peripheral equipment and parts.....	11	54	6.1	0.0	0.0	0.3	0.5	-0.1
POS terminals, funds-transfer devices, computer terminals & other computer peripheral equip.....	11	5406	3.4	0.1	0.0	0.4	0.7	-0.1
POS terminals, funds-transfer devices, computer terminals & other computer peripheral equip.....	11	540602	3.4	0.1	0.0	0.4	0.7	-0.1
Special industry machinery and equipment.....	11	6	12.3	2.8	1.3	0.3	0.6	-0.4
Food products machinery.....	11	61	13.8	2.0	1.6	0.9	0.8	0.0
Dairy and milk products plant machinery and equipment.....	11	6101	19.5	5.0	0.0	3.4	0.4	0.0
Dairy and milk products plant machinery and equipment.....	11	610111	19.5	5.0	0.0	3.4	0.4	0.0
Commercial food products machinery (except packaging and cooking equipment).....	11	6104	12.0	1.2	0.0	0.0	1.4	0.1
Commercial food products machinery (except packaging and cooking equipment).....	11	610409	12.0	1.2	0.0	0.0	1.4	0.1
Industrial food products machinery for processing foods, beverages, & animal & fowl feed.....	11	6105	13.1	1.5	4.4	0.5	0.2	0.0
Industrial food products machinery for processing foods, beverages, & animal & fowl feed.....	11	610501	13.1	1.5	4.4	0.5	0.2	0.0
Other industrial food and feed machinery.....	11	6105012	15.2	0.4	6.4	1.0	0.3	0.0
Machinery for sorting, grading, and cleaning fruits, vegetables, eggs, and for processing meat.....	11	6105013	9.2	3.0	1.2	0.0	0.0	0.0
Parts and attachments for industrial food and feed products machinery.....	11	6105014	13.5	2.1	4.1	0.0	0.0	0.0
Textile machinery and equipment.....	11	62	6.0	0.0	0.3	0.0	0.0	0.0
Textile machinery (except parts, attachments, and accessories).....	11	6212	7.1	0.0	0.4	0.0	0.0	0.0
Textile machinery (except parts, attachments, and accessories).....	11	621201	7.1	0.0	0.4	0.0	0.0	0.0
Textile machinery parts and attachments.....	11	6277	3.3	0.0	0.0	0.0	0.0	0.0

See footnotes at end of table.

Table 7. Producer price index percentage changes for commodity and service groupings and individual items, not seasonally adjusted — Continued
[August 2022]

Title	Commodity code		Unadjusted 12-month percent change ¹	Unadjusted 1-month percent change ¹				
	Group code	Item code		Aug. 2021 to Aug. 2022 ^P	Mar. to Apr.	Apr. to May ^P	May to June ^P	June to July ^P
Textile machinery parts and attachments.....	11	627701	3.3	0.0	0.0	0.0	0.0	0.0
Sawmill and woodworking machinery.....	11	63	11.2	0.3	1.6	0.5	0.0	0.0
Sawmill and woodworking machinery.....	11	6306	11.2	0.3	1.6	0.5	0.0	0.0
Sawmill and woodworking machinery, excluding parts and attachments (sold separately).....	11	630602	12.6	0.4	1.9	0.4	0.0	0.0
Parts, attachments, & accessories for sawmill & woodworking machinery.....	11	630603	4.8	0.0	0.0	1.0	0.0	0.0
Paper industries machinery.....	11	64	10.8	1.0	1.3	1.8	0.0	1.3
Paper industries machinery.....	11	6401	10.8	1.0	1.3	1.8	0.0	1.3
Paper industries machinery, excluding parts & attachments (sold separately).....	11	640114	6.8	1.2	0.2	1.1	0.1	0.0
Parts and attachments for paper industries machinery.....	11	640115	15.3	0.9	2.5	2.5	0.0	2.6
Printing trades machinery and equipment.....	11	65	5.9	0.2	0.3	0.6	0.3	0.8
Printing presses.....	11	6508	—	0.0	—	—	—	—
Printing presses.....	11	650830	—	0.0	—	—	—	—
Other printing machinery and equipment.....	11	6509	6.0	0.3	0.3	0.8	0.4	1.1
Other printing machinery and equipment, incl. pre-press preparation equipment & plates.....	11	650912	6.9	-0.4	1.1	2.8	0.4	3.2
Parts, attachments, & accessories for printing trades machinery.....	11	650913	5.4	0.5	0.1	0.0	0.5	0.2
Other special industry machinery.....	11	66	11.3	5.9	0.6	-0.3	0.0	-2.0
Plastics and rubber working machinery.....	11	6603	2.6	0.0	0.0	0.1	0.0	-0.1
Plastics working machinery and equipment, excluding patterns and molds, including parts.....	11	66039	2.1	0.0	0.0	0.2	0.0	-0.2
Plasticworking machinery (excluding parts).....	11	660391	1.4	0.0	0.0	0.0	0.0	0.0
Parts for plasticworking machinery.....	11	660395	4.7	0.1	0.1	0.7	0.0	-0.9
Miscellaneous special industry machinery.....	11	6606	12.5	6.7	0.6	-0.3	0.0	-2.3
Semiconductor manufacturing machinery and parts.....	11	660638	1.1	0.9	0.0	0.0	0.0	0.0
Packing, packaging, and bottling machinery and parts.....	11	67	13.2	0.0	0.5	-0.3	0.7	2.6
Packing, packaging, and bottling machinery and parts.....	11	6705	13.2	0.0	0.5	-0.3	0.7	2.6
Packing, packaging, and bottling machinery, excluding parts.....	11	670501	11.5	0.0	0.5	-0.4	0.5	2.2
Parts for packing, packaging, and bottling machinery.....	11	670502	16.5	0.0	0.6	0.0	1.2	3.3
Service industry machinery and parts.....	11	68	14.0	0.2	2.9	1.0	1.8	0.3
Service industry machinery and parts.....	11	6801	14.0	0.2	2.9	1.0	1.8	0.3
Commercial cooking and food warming equipment.....	11	680118	26.2	0.2	7.1	1.4	3.4	0.0
Commercial cooking equipment incl. ranges, deep-fat fryers, etc. except electric.....	11	6801181	28.1	0.0	10.6	0.0	3.4	0.0
Commercial electric cooking equipment, incl. ranges, deep-fat fryers, etc.....	11	6801182	24.1	0.6	2.9	4.0	2.9	0.0
Parts and accessories for commercial cooking and food warming equipment.....	11	6801183	22.0	0.0	0.0	2.3	5.5	0.0
Other service industry machinery, incl. electronic teaching mach. & auto. maintenance equipment.....	11	680123	8.8	0.2	0.9	0.7	0.9	0.5
All other parts and attachments for service industry equipment.....	11	6801232	12.6	0.2	9.8	0.3	1.0	0.0
Commercial and industrial floor & carpet cleaning machines, excl. vacuum cleaners.....	11	6801233	8.9	0.0	5.7	0.1	0.4	0.0
Electronic teaching machines, teaching aids, etc., incl. kits.....	11	6801235	—	0.0	0.0	0.0	0.0	—
Other service industry equipment.....	11	6801236	11.9	0.4	0.5	0.6	1.5	0.9
Commercial laundry and drycleaning machinery products.....	11	69	14.8	0.0	1.3	0.0	0.0	1.8
Commercial laundry and drycleaning machinery products.....	11	6909	14.8	0.0	1.3	0.0	0.0	1.8
Commercial laundry and drycleaning machinery products.....	11	690901	14.8	0.0	1.3	0.0	0.0	1.8
Electrical machinery and equipment.....	11	7	8.8	0.3	0.6	0.8	0.7	0.3
Wiring devices.....	11	71	18.5	1.9	0.6	3.0	-0.6	0.9
Current-carrying wiring devices.....	11	7101	9.1	0.7	0.5	0.4	0.1	1.6
Current-carrying switches for electrical circuitry (including vehicular switches).....	11	710143	5.4	-0.1	0.0	0.0	0.5	2.8
Current-carrying wire connectors for electrical circuitry.....	11	710144	10.9	1.4	1.5	0.2	-0.7	1.0
Current-carrying wiring devices n.e.c.....	11	710147	11.8	1.0	0.1	1.1	0.5	0.7
Noncurrent-carrying wiring devices.....	11	7102	25.9	2.7	0.7	4.8	-1.0	0.5
Noncurrent-carrying electrical conduit and conduit fittings, incl. plastic conduit & fittings.....	11	710216	—	0.3	1.3	—	—	—
Other noncurrent-carrying wiring devices and supplies (boxes, covers, bar hangers, etc.).....	11	710217	15.9	0.0	1.1	3.4	1.7	0.6
Porcelain, steatite, and other ceramic electrical products.....	11	710252	22.3	0.2	-0.6	3.2	0.7	2.1
Integrating and measuring instruments.....	11	72	3.8	0.3	0.0	-0.2	0.6	0.0
Test equipment for electrical, radio, & communication circuits & motors. ..	11	7205	3.1	0.4	0.0	-0.2	0.9	0.0

See footnotes at end of table.

Table 7. Producer price index percentage changes for commodity and service groupings and individual items, not seasonally adjusted — Continued
 [August 2022]

Title	Commodity code		Unadjusted 12-month percent change ¹	Unadjusted 1-month percent change ¹				
	Group code	Item code		Aug. 2021 to Aug. 2022 ^P	Mar. to Apr.	Apr. to May ^P	May to June ^P	June to July ^P
Test equipment for electrical, radio, & communication circuits & motors.....	11	720501	3.1	0.4	0.0	-0.2	0.9	0.0
Motors, generators, motor generator sets.....	11	73	18.6	1.0	0.5	0.6	1.9	0.3
Fractional horsepower motors and generators.....	11	7303	7.6	0.0	0.0	0.0	0.7	0.5
Fractional horsepower motors and generators.....	11	730312	7.6	0.0	0.0	0.0	0.7	0.5
Integral horsepower motors and generators (excluding land transportation types).....	11	7304	33.3	0.7	0.7	0.4	0.0	0.0
Integral horsepower motors and generators (excluding land transportation types).....	11	730405	33.3	0.7	0.7	0.4	0.0	0.0
Parts and supplies for motors and generators.....	11	7309	18.9	0.3	0.0	0.1	5.3	0.0
Parts and supplies for motors and generators.....	11	730901	18.9	0.3	0.0	0.1	5.3	0.0
Other motors and generators.....	11	7311	14.2	1.7	0.6	1.1	2.9	0.5
Other motors and generators.....	11	731101	14.2	1.7	0.6	1.1	2.9	0.5
Prime mover generator sets, except steam & hydraulic turbine.....	11	7311012	12.6	0.7	1.2	0.0	1.0	1.1
Transformers and power regulators.....	11	74	35.7	3.1	1.1	4.0	1.3	1.0
Power and distribution transformers, except parts.....	11	7409	-	4.1	0.5	5.2	1.3	-
Power and distribution transformers, except parts.....	11	740999	-	4.1	0.5	5.2	1.3	-
Other transformers and parts for transformers.....	11	7411	17.7	-0.1	3.2	0.0	1.0	-0.2
Switchgear, switchboard, industrial controls equipment.....	11	75	22.2	0.4	0.6	3.0	0.9	2.1
Industrial controls and related parts and accessories.....	11	7507	18.3	0.0	0.4	2.0	0.0	0.2
Industrial controls and related parts and accessories.....	11	750799	18.3	0.0	0.4	2.0	0.0	0.2
General-purpose industrial controls.....	11	7507991	21.6	0.0	0.5	3.1	0.0	0.2
Parts for industrial controls and motor-control accessories.....	11	7507992	9.8	0.0	0.9	0.0	0.0	0.0
Specific-purpose industrial controls.....	11	7507993	13.2	0.0	0.0	0.0	0.0	0.3
Switchgear and switchboard apparatus.....	11	7522	25.3	0.8	0.8	3.7	1.6	3.5
Switchgear and switchboard apparatus.....	11	752201	25.3	0.8	0.8	3.7	1.6	3.5
Low voltage panelboards and distribution boards, 1000 volts or less..	11	7522013	22.6	0.1	0.0	1.0	5.6	2.3
Switchgear, except relays and ducts.....	11	752201A	30.7	1.2	1.7	5.1	0.3	5.1
Communications and related equipment and miscellaneous electronic systems & equipment.....	11	76	6.8	0.3	0.6	0.3	1.1	0.1
Telephone and wireline data networking equipment.....	11	7601	10.2	-0.4	1.7	-1.3	5.3	0.7
Carrier line equipment and external modems.....	11	760112	0.0	0.0	0.0	0.0	0.0	0.0
Wireline voice and data network equipment.....	11	760141	18.6	-0.7	3.0	-2.3	9.3	1.2
Other communications and related equipment, including broadcast and wireless.....	11	7603	7.1	0.9	0.4	0.3	2.1	0.2
Broadcast, studio, and related electronic equipment.....	11	760301	3.2	-0.1	0.0	0.3	-0.3	0.1
Radio station and wireless communication equipment.....	11	760302	6.5	0.9	0.5	0.2	2.8	0.2
Other broadcast and wireless communications systems and equipment.....	11	7603023	5.5	0.2	1.0	0.5	0.0	0.5
Intercommunications, alarm and traffic control systems.....	11	760303	11.7	0.9	0.0	0.3	0.1	0.1
Alarm systems, including electric sirens and horns.....	11	7603031	6.0	2.1	0.0	0.0	0.0	0.1
Intercommunications systems, including inductive paging systems....	11	7603033	13.5	0.0	0.0	2.0	1.0	0.2
Electronic systems and equipment, n.e.c.....	11	7605	16.6	0.8	2.0	0.0	1.1	0.0
Electronic systems and equipment, n.e.c.....	11	760512	16.6	0.8	2.0	0.0	1.1	0.0
Search, detection, navigation & guidance systems and equipment.....	11	7606	5.2	0.1	0.5	0.5	0.0	0.0
Search, detection, navigation & guidance systems and equipment.....	11	760613	5.2	0.1	0.5	0.5	0.0	0.0
Electric lamp bulbs, tubes, and components.....	11	77	9.4	3.9	0.6	0.5	0.0	0.0
Electric lamp bulbs, tubes, and components.....	11	7704	9.4	3.9	0.6	0.5	0.0	0.0
Electric lamp bulbs, tubes, and components.....	11	770401	9.4	3.9	0.6	0.5	0.0	0.0
Electronic components and accessories.....	11	78	3.6	-0.4	0.4	0.7	-0.2	-0.3
Capacitors for electronic circuitry.....	11	7811	1.5	0.0	0.0	0.8	0.5	0.0
Capacitors for electronic circuitry.....	11	781148	1.5	0.0	0.0	0.8	0.5	0.0
Relays for electronic circuitry, industrial control overload, and switchgear type.....	11	7821	1.8	0.0	0.0	0.0	0.0	0.0
Relays for electronic circuitry, industrial control overload, and switchgear type.....	11	782116	1.8	0.0	0.0	0.0	0.0	0.0
Switches, mechanical, for electronic circuitry.....	11	7822	-	0.0	0.8	3.0	0.0	-
Switches, mechanical, for electronic circuitry.....	11	782299	-	0.0	0.8	3.0	0.0	-
Connectors for electronic circuitry.....	11	7824	13.9	4.8	-0.7	1.1	0.0	0.1
Connectors for electronic circuitry.....	11	782481	13.9	4.8	-0.7	1.1	0.0	0.1
Filters, crystals, and transducers.....	11	7828	6.4	0.2	1.9	0.0	0.0	0.0
Filters, crystals, and transducers.....	11	782890	6.4	0.2	1.9	0.0	0.0	0.0
Crystal, filter, piezoelectric, and other related electronic devices (exc. microwave filters).....	11	7828901	6.4	0.2	1.9	0.0	0.0	0.0
Integrated microcircuits.....	11	7839	2.5	0.9	0.7	0.9	-0.7	-0.4
Integrated microcircuits.....	11	783911	2.5	0.9	0.7	0.9	-0.7	-0.4

See footnotes at end of table.

Table 7. Producer price index percentage changes for commodity and service groupings and individual items, not seasonally adjusted — Continued
 [August 2022]

Title	Commodity code		Unadjusted 12-month percent change ¹	Unadjusted 1-month percent change ¹				
	Group code	Item code		Aug. 2021 to Aug. 2022 ^P	Mar. to Apr.	Apr. to May ^P	May to June ^P	June to July ^P
Other semiconductor and related devices.....	11	7847	3.2	0.3	0.0	-0.1	1.3	-0.1
Other semiconductor devices, including parts (such as chips, wafers and heat sinks).....	11	784711	3.2	0.3	0.0	-0.1	1.3	-0.1
Bare printed circuit boards.....	11	7849	5.9	0.0	1.6	1.0	3.2	0.0
Bare printed circuit boards.....	11	784901	5.9	0.0	1.6	1.0	3.2	0.0
Electronic coils, transformers, and other inductors.....	11	7853	7.4	0.0	0.3	0.8	0.4	1.7
Electronic coils, transformers, and other inductors.....	11	785399	7.4	0.0	0.3	0.8	0.4	1.7
Microwave components, electron tubes, and other electronic components, n.e.c.....	11	7856	6.0	0.7	0.1	1.4	0.1	0.0
Microwave components, electron tubes, and other electronic components, n.e.c.....	11	785600	6.0	0.7	0.1	1.4	0.1	0.0
Printed circuit assemblies, loaded boards, modules and consumer external modems.....	11	7861	-1.3	-5.4	0.5	0.1	-2.0	-1.4
Printed circuit assemblies, loaded boards, modules and consumer external modems.....	11	786199	-1.3	-5.4	0.5	0.1	-2.0	-1.4
Miscellaneous electrical machinery and equipment.....	11	79	7.8	0.2	1.0	0.3	1.5	0.7
Storage batteries.....	11	7901	13.2	0.8	2.3	1.4	0.8	0.0
Storage batteries, lead acid type, BCI dimensional group 8D or smaller.....	11	790103	15.4	0.8	2.6	2.1	1.1	0.0
Storage batteries, lead acid type, larger than BCI dimensional group 8D.....	11	790104	7.3	1.3	1.8	0.0	0.0	0.0
Storage batteries (excluding lead acid), including parts for all storage batteries.....	11	790105	10.7	0.0	1.0	0.0	0.0	0.0
Storage batteries (excluding lead acid).....	11	7901051	-	0.0	0.0	0.0	-	-
Primary batteries.....	11	7902	14.2	0.0	1.6	0.3	5.3	0.0
Primary batteries.....	11	790229	14.2	0.0	1.6	0.3	5.3	0.0
Carbon and graphite products.....	11	7903	20.4	0.1	0.3	-0.1	1.6	13.9
X-ray and electromedical equipment.....	11	7905	4.3	0.5	0.9	0.3	1.4	0.0
Irradiation equipment.....	11	790512	8.1	2.1	1.0	1.5	1.6	0.0
Electromedical equipment, including diagnostic, therapeutic and patient monitoring equipment.....	11	790541	3.2	0.0	0.9	0.0	1.3	0.0
Miscellaneous electrical industrial apparatus.....	11	7929	7.7	-1.6	0.0	-0.8	0.0	-0.8
Rectifying apparatus.....	11	792902	9.0	0.1	0.0	0.0	0.0	0.0
Other electrical equipment for industrial use, except for electronic circuitry.....	11	792904	6.6	-3.1	0.0	-1.5	-0.1	-1.6
All other electrical equipment and components, except industrial.....	11	7939	21.9	0.0	0.5	0.1	0.1	0.1
All other electrical equipment and components, except industrial.....	11	793901	21.9	0.0	0.5	0.1	0.1	0.1
Miscellaneous instruments.....	11	8	9.3	1.4	0.6	0.6	0.3	0.2
Automatic environmental controls for monitoring residential, commercial, and appliance use.....	11	81	8.2	1.9	0.3	0.7	-0.1	0.0
Automatic environmental controls for monitoring residential, commercial, and appliance use.....	11	8105	8.2	1.9	0.3	0.7	-0.1	0.0
Automatic environmental controls for monitoring residential, commercial, and appliance use.....	11	810501	8.2	1.9	0.3	0.7	-0.1	0.0
Industrial process control instruments.....	11	82	11.8	4.0	0.8	1.7	1.1	-0.2
Industrial process control instruments.....	11	8201	11.8	4.0	0.8	1.7	1.1	-0.2
Industrial process control instruments.....	11	820171	11.8	4.0	0.8	1.7	1.1	-0.2
Fluid meters and counting devices.....	11	84	12.7	0.5	0.0	1.4	-0.3	0.0
Fluid meters and counting devices.....	11	8401	12.7	0.5	0.0	1.4	-0.3	0.0
Integrating and totalizing meters for gases or liquids.....	11	840102	-	1.0	0.0	0.1	-0.5	-
Counting devices.....	11	840103	1.7	0.0	0.0	0.0	0.0	0.0
Motor vehicle indicating instruments.....	11	840104	11.5	0.0	0.0	5.9	0.0	0.0
Engineering and scientific instruments.....	11	85	7.9	0.3	1.3	0.0	0.0	0.0
Aeronautical, nautical, and navigational instruments.....	11	8501	9.6	0.0	1.7	0.0	0.0	0.0
Aeronautical, nautical, and navigational instruments.....	11	850111	9.6	0.0	1.7	0.0	0.0	0.0
Hospital beds and specialized hospital furniture.....	11	8504	4.7	0.8	0.5	0.0	0.0	0.0
Hospital beds and specialized hospital furniture.....	11	850404	4.7	0.8	0.5	0.0	0.0	0.0
Measuring instruments and lenses.....	11	86	6.9	1.3	0.4	0.1	0.1	0.2
Sighting, tracking, and fire-control equipment, optical type.....	11	8601	9.0	0.0	0.0	0.0	0.0	0.0
Sighting, tracking, and fire-control equipment, optical type.....	11	860111	9.0	0.0	0.0	0.0	0.0	0.0
All other miscellaneous optical instruments and lenses.....	11	8602	4.1	0.7	0.1	-0.7	1.0	1.6
All other miscellaneous optical instruments and lenses.....	11	860211	4.1	0.7	0.1	-0.7	1.0	1.6
Laboratory analytical instruments.....	11	8603	7.0	1.6	0.5	0.2	0.0	0.0
Laboratory analytical instruments.....	11	860311	7.0	1.6	0.5	0.2	0.0	0.0
Measuring & controlling devices, n.e.c.....	11	89	10.2	0.2	0.9	0.2	0.7	0.7
Aircraft engine instruments.....	11	8901	4.2	0.0	2.3	0.0	0.0	0.0

See footnotes at end of table.

Table 7. Producer price index percentage changes for commodity and service groupings and individual items, not seasonally adjusted — Continued
 [August 2022]

Title	Commodity code		Unadjusted 12-month percent change ¹	Unadjusted 1-month percent change ¹				
	Group code	Item code		Aug. 2021 to Aug. 2022 ^P	Mar. to Apr.	Apr. to May ^P	May to June ^P	June to July ^P
Aircraft engine instruments.....	11	890199	4.2	0.0	2.3	0.0	0.0	0.0
Nuclear radiation detection & monitoring instruments.....	11	8904	14.3	0.5	2.0	0.0	0.0	3.1
Nuclear radiation detection & monitoring instruments.....	11	890499	14.3	0.5	2.0	0.0	0.0	3.1
Physical properties and kinematic testing equipment.....	11	8905	10.2	0.0	0.0	0.4	0.6	0.0
Physical properties and kinematic testing equipment.....	11	890599	10.2	0.0	0.0	0.4	0.6	0.0
Commercial, geophysical, meteorological & general-purpose instruments.....	11	8906	11.5	0.4	0.6	0.2	1.3	0.9
Commercial, geophysical, meteorological & general-purpose instruments.....	11	890699	11.5	0.4	0.6	0.2	1.3	0.9
Miscellaneous machinery.....	11	9	6.5	1.3	1.0	0.4	0.2	0.2
Oil field and gas field machinery.....	11	91	5.0	0.0	1.1	0.4	0.0	0.0
Oil and gas field drilling, surveying, and cementing machinery (except parts sold separately).....	11	9102	1.2	0.0	-0.2	0.1	0.0	0.0
Oil and gas field drilling, surveying, and cementing machinery (except parts sold separately).....	11	910201	1.2	0.0	-0.2	0.1	0.0	0.0
Oil field and gas field production machinery (except pumps and parts sold separately).....	11	9104	13.9	0.0	4.3	0.6	0.0	0.0
Oil field and gas field production machinery (except pumps and parts sold separately).....	11	910456	13.9	0.0	4.3	0.6	0.0	0.0
Parts and attachments for oil and gas field machinery and equipment.....	11	9106	9.4	0.0	1.9	1.3	0.0	0.0
Parts and attachments for oil and gas field drilling machinery and equipment.....	11	910602	—	0.0	2.4	0.0	0.0	—
Parts and attachments for oil and gas field production machinery and equipment.....	11	910604	14.9	0.0	1.1	3.7	0.0	0.0
Mining machinery and equipment.....	11	92	14.2	4.6	0.8	0.1	0.0	0.4
Mining machinery and equipment (except parts sold separately).....	11	9207	15.3	6.6	1.0	0.1	0.0	0.3
Underground mining machinery (except parts sold separately).....	11	920701	11.1	10.1	0.0	0.0	0.0	0.0
Crushing, pulverizing, & screening machinery (except parts sold separately).....	11	920702	26.0	0.0	2.0	0.0	0.0	0.0
Drills and other mining machinery (except parts sold separately).....	11	920703	18.2	0.8	5.1	1.0	0.0	3.6
Mineral processing & beneficiation machinery (except parts sold separately).....	11	920704	28.4	0.0	3.1	0.0	0.0	0.0
Parts and attachments for mining machinery and equipment (sold separately).....	11	9253	11.6	0.1	0.5	0.3	0.0	0.8
Parts and attachments for mining machinery and equipment (sold separately).....	11	925303	11.6	0.1	0.5	0.3	0.0	0.8
Office and store machines and equipment.....	11	93	2.2	0.0	0.8	0.0	0.0	0.0
Coin-operated machines and mechanisms.....	11	9309	2.8	0.0	0.9	0.0	0.0	0.0
Coin-operated machines and mechanisms.....	11	930910	2.8	0.0	0.9	0.0	0.0	0.0
Internal combustion engines.....	11	94	7.6	1.7	1.0	0.0	0.9	0.3
Diesel, semidiesel, and dual-fuel engines (except automotive).....	11	9407	8.0	4.3	0.0	0.1	0.0	0.0
Diesel, semidiesel, and dual-fuel engines (except automotive).....	11	940725	8.0	4.3	0.0	0.1	0.0	0.0
Diesel, semidiesel, and dual-fuel engines for automobiles, trucks, and buses.....	11	9408	5.9	0.5	1.0	0.0	0.0	0.0
Diesel, semidiesel, and dual-fuel engines for automobiles, trucks, and buses.....	11	940811	5.9	0.5	1.0	0.0	0.0	0.0
Parts & accessories for internal combustion engines, ex. aircraft & gasoline automotive engines.....	11	9413	8.4	0.3	3.1	0.2	0.1	0.2
Parts & accessories for internal combustion engines, ex. aircraft & gasoline automotive engines.....	11	941301	8.4	0.3	3.1	0.2	0.1	0.2
Machine shop products.....	11	95	6.1	0.6	1.5	0.8	0.0	0.6
Machine shop products.....	11	9505	6.1	0.6	1.5	0.8	0.0	0.6
Machine shop job work and job order repairs.....	11	950501	6.1	0.6	1.5	0.8	0.0	0.6
Turbines and turbine generator sets.....	11	97	3.3	0.6	0.1	0.4	-0.3	-0.9
Turbines and turbine generator sets (excluding parts).....	11	9701	3.3	0.6	0.1	0.4	-0.3	-0.9
Steam, gas, and other turbines and turbine generators.....	11	970103	0.7	0.9	1.5	0.5	0.1	-0.9
Parts & accessories for turbines, turbine generators, and turbine generator sets.....	11	98	18.1	16.1	0.0	0.0	1.4	0.0
Parts & accessories for turbines, turbine generators, and turbine generator sets.....	11	9801	18.1	16.1	0.0	0.0	1.4	0.0
Parts & accessories for turbines, turbine generators, and turbine generator sets.....	11	980101	18.1	16.1	0.0	0.0	1.4	0.0
Furniture and household durables.....	12	—	10.4	0.0	0.8	1.0	0.7	0.7
Household furniture.....	12	1	12.0	0.4	1.3	0.4	2.1	0.5
Metal household furniture.....	12	11	17.5	-0.2	3.4	-0.4	-0.1	3.5
Metal household furniture.....	12	1101	17.5	-0.2	3.4	-0.4	-0.1	3.5
Metal household dining room and kitchen furniture.....	12	110102	11.2	-0.3	7.7	-0.9	-0.1	1.2

See footnotes at end of table.

Table 7. Producer price index percentage changes for commodity and service groupings and individual items, not seasonally adjusted — Continued
 [August 2022]

Title	Commodity code		Unadjusted 12-month percent change ¹	Unadjusted 1-month percent change ¹				
	Group code	Item code		Aug. 2021 to Aug. 2022 ^P	Mar. to Apr.	Apr. to May ^P	May to June ^P	June to July ^P
Other metal household furniture.....	12	110104	23.1	0.0	0.0	0.0	0.0	5.4
Metal household furniture, beds, nonupholstered.....	12	1101041	28.2	0.0	0.0	0.0	0.0	12.6
Wood household furniture.....	12	12	10.8	0.6	1.7	0.7	0.0	0.0
Living room furniture (nonupholstered), wood.....	12	1201	10.7	0.8	1.8	0.7	0.0	0.1
Living room furniture (nonupholstered), wood.....	12	120181	10.7	0.8	1.8	0.7	0.0	0.1
Dining room furniture (nonupholstered), wood.....	12	1202	11.5	0.1	3.3	0.9	0.0	0.1
Dining room furniture (nonupholstered), wood.....	12	120281	11.5	0.1	3.3	0.9	0.0	0.1
Bedroom furniture (nonupholstered), wood.....	12	1203	9.8	0.5	1.2	0.8	0.0	0.0
Bedroom furniture (nonupholstered), wood.....	12	120381	9.8	0.5	1.2	0.8	0.0	0.0
Other wood household furniture.....	12	1204	13.5	1.1	0.6	0.2	0.0	0.0
Other wood household furniture.....	12	120481	13.5	1.1	0.6	0.2	0.0	0.0
Nonupholstered wood infants' & children's furniture.....	12	1204811	13.5	1.1	0.6	0.2	0.0	0.0
Custom nonupholstered wood household furniture sold direct, excl. kitchen cabinets and vanities.....	12	1205	6.6	0.0	2.3	1.7	0.0	0.0
Custom nonupholstered wood household furniture sold direct, excl. kitchen cabinets and vanities.....	12	120581	6.6	0.0	2.3	1.7	0.0	0.0
Upholstered household furniture.....	12	13	16.3	0.3	0.9	0.2	5.3	0.2
Upholstered household furniture.....	12	1301	16.3	0.3	0.9	0.2	5.3	0.2
Dual purpose sleep furniture, incl. convertible sofa.....	12	130123	17.0	0.0	0.8	0.0	10.9	0.0
Upholstered household furniture.....	12	130141	16.3	0.3	0.9	0.2	4.9	0.2
Upholstered household davenports, sofas, loveseats, and settees.....	12	1301411	17.4	0.1	1.1	0.2	4.9	0.3
Upholstered household sectional sofa pieces.....	12	1301412	14.6	0.1	0.5	0.2	4.4	0.3
Upholstered household rocking chairs, including swivel rockers.....	12	1301413	16.5	1.4	2.3	0.0	0.0	0.0
Other upholstered household furniture, including custom.....	12	1301415	15.6	0.9	0.7	0.3	0.9	0.2
Bedding.....	12	14	7.2	0.5	1.4	0.6	0.3	0.2
Bedding.....	12	1401	7.2	0.5	1.4	0.6	0.3	0.2
Innerspring mattresses, excluding crib size.....	12	140104	9.6	0.2	1.1	0.5	0.0	0.0
Mattress foundations.....	12	140107	10.3	0.6	-0.1	0.3	0.0	0.3
Mattresses, other types, including crib, foam, waterbed mattresses and mattress inserts.....	12	140114	10.9	0.0	1.2	1.5	1.4	0.4
Sleep system ensembles and mattresses, excluding conventional waterbeds.....	12	140122	4.1	0.0	3.4	0.0	0.0	0.0
Mattress and foundation sets.....	12	140134	1.3	1.2	2.2	0.3	0.0	0.2
Metal porch, lawn, outdoor & casual furniture.....	12	15	11.3	0.5	0.0	0.0	0.0	2.1
Porch and lawn furniture.....	12	1501	11.3	0.5	0.0	0.0	0.0	2.1
Metal porch, lawn, outdoor & casual furniture.....	12	150112	11.3	0.5	0.0	0.0	0.0	2.1
Nonupholstered household furniture, except wood and metal.....	12	16	2.5	0.0	0.0	0.0	0.0	0.0
Nonupholstered household furniture, except wood and metal.....	12	1601	2.5	0.0	0.0	0.0	0.0	0.0
Nonupholstered household furniture, except wood and metal.....	12	160101	2.5	0.0	0.0	0.0	0.0	0.0
Commercial furniture.....	12	2	14.4	0.3	0.8	2.2	-0.1	1.6
Wood office furniture and store fixtures.....	12	21	13.6	1.9	0.7	1.2	0.3	1.4
Wood office furniture and store fixtures.....	12	2101	13.6	1.9	0.7	1.2	0.3	1.4
Wood office seating, including upholstered.....	12	210112	16.4	0.0	0.4	6.1	0.6	0.1
Wood office desks and extensions.....	12	210113	20.9	0.0	2.5	4.8	0.2	2.0
Wood office files, storage units, and tables.....	12	210114	10.2	0.0	1.9	0.5	0.2	1.9
Wood office furniture, other types (incl. panel/desking systems).....	12	210116	7.0	0.0	1.8	0.9	0.1	1.8
Fixtures for stores, banks and offices.....	12	210161	13.4	2.5	0.4	0.4	0.3	1.4
Custom architectural woodwork, millwork, and fixtures.....	12	2101611	11.7	1.7	0.5	0.3	0.3	1.5
Wood lockers, partitions, and shelving (except custom).....	12	2101612	19.5	8.1	0.4	-0.8	2.3	-1.1
Wood furniture dimensions and nonwood furniture parts and frames..	12	2101615	25.3	6.4	-1.4	2.7	0.1	3.3
Nonwood furniture and store fixtures.....	12	22	13.0	-1.5	0.7	3.1	-0.9	2.1
Nonwood commercial storage units, files, and tables.....	12	2202	11.7	-2.9	4.1	2.7	0.7	1.1
Nonwood commercial storage units, files, and tables.....	12	220202	11.7	-2.9	4.1	2.7	0.7	1.1
Nonwood commercial furniture.....	12	2203	14.7	-4.1	1.3	5.5	-1.1	2.7
Nonwood office seating.....	12	220325	-0.4	-4.8	-2.0	6.6	-4.5	-5.1
Nonwood office furniture panel systems, and other nonwood office furniture.....	12	220326	22.5	-4.2	3.0	4.7	0.5	6.7
Nonwood partitions and fixtures.....	12	2204	11.7	1.6	-1.1	1.0	-1.3	1.9
Storage racks and accessories, except wood.....	12	220407	0.9	0.0	1.2	0.6	-1.5	-5.7
Fixtures (bank, office, and store) except wood.....	12	220409	19.2	2.5	-2.5	-1.0	-0.2	7.6
Public building furniture.....	12	23	22.2	3.3	0.3	0.7	1.9	1.0
Public building furniture.....	12	2301	22.2	3.3	0.3	0.7	1.9	1.0
School furniture (except stone and concrete), excluding library furniture.....	12	230101	30.7	0.3	0.3	0.3	4.1	1.5

See footnotes at end of table.

Table 7. Producer price index percentage changes for commodity and service groupings and individual items, not seasonally adjusted — Continued
 [August 2022]

Title	Commodity code		Unadjusted 12-month percent change ¹	Unadjusted 1-month percent change ¹				
	Group code	Item code		Aug. 2021 to Aug. 2022 ^P	Mar. to Apr.	Apr. to May ^P	May to June ^P	June to July ^P
Public building and related furniture, excluding school & restaurant furniture.....	12	230102	17.4	5.2	0.2	1.0	0.5	0.7
Commercial furniture and fixtures, n.e.c.....	12	24	17.4	0.2	2.2	2.7	0.4	0.5
Commercial furniture and fixtures, n.e.c.....	12	2401	17.4	0.2	2.2	2.7	0.4	0.5
Bar, bowling center, cafeteria, and restaurant furniture.....	12	240104	24.3	0.4	6.9	6.3	0.4	0.4
Other commercial and institutional furniture and fixtures, n.e.c.....	12	240108	13.6	0.2	-0.3	0.7	0.4	0.5
Floor coverings.....	12	3	0.6	-1.0	-0.6	0.5	0.0	0.1
Carpets and rugs.....	12	31	-0.1	-1.1	-0.7	0.6	0.0	0.0
Carpet and rugs.....	12	3101	-0.1	-1.1	-0.7	0.6	0.0	0.0
Carpet and rugs.....	12	310101	-0.1	-1.1	-0.7	0.6	0.0	0.0
Resilient floor coverings.....	12	32	4.0	0.0	0.0	0.0	0.0	0.9
Resilient floor coverings.....	12	3201	4.0	0.0	0.0	0.0	0.0	0.9
Resilient floor coverings.....	12	320170	4.0	0.0	0.0	0.0	0.0	0.9
Household appliances.....	12	4	13.4	4.5	0.6	0.6	0.1	0.7
Major appliances.....	12	41	13.4	4.6	0.5	0.8	-0.2	0.8
Household cooking appliances.....	12	4101	19.4	4.7	0.3	0.9	-0.3	0.4
Electric household ranges, ovens (including microwave), surface cooking units, and equipment.....	12	410105	22.5	5.7	1.2	0.9	-1.4	0.6
Gas household ranges, ovens, surface cooking units and equipment.....	12	410139	13.2	4.5	-0.2	1.6	1.4	-0.1
Other household ranges and cooking equipment, including outdoor equipment.....	12	410169	18.6	1.8	-2.2	-0.1	1.2	0.2
Household refrigeration equipment.....	12	4103	13.1	4.7	0.1	0.1	0.9	2.3
Household refrigerators, including refrigerator-freezer combinations.....	12	410329	15.1	5.8	0.1	0.2	1.1	2.4
Other major household appliances including room air-conditioners.....	12	4104	10.9	3.9	1.2	2.6	-1.3	0.0
Household vacuum cleaners, including parts and attachments.....	12	43	14.9	4.2	0.0	-1.1	3.6	0.0
Household vacuum cleaners and other floor care machines (including parts and attachments).....	12	4301	14.9	4.2	0.0	-1.1	3.6	0.0
Household vacuum cleaners and other floor care machines (including parts and attachments).....	12	430114	14.9	4.2	0.0	-1.1	3.6	0.0
Electric housewares and fans.....	12	44	12.7	4.9	0.2	0.2	0.0	0.0
Parts and attachments for small electric household appliances, including fan parts.....	12	4403	3.4	1.5	0.0	0.2	0.0	0.0
Parts and attachments for small electric household appliances, including fan parts.....	12	440311	3.4	1.5	0.0	0.2	0.0	0.0
Small electric household appliances, including fans.....	12	4404	13.3	5.2	0.2	0.2	0.0	0.0
Small electric household appliances, including fans.....	12	440401	13.3	5.2	0.2	0.2	0.0	0.0
Portable residential lighting fixtures, including parts and accessories.....	12	45	14.4	0.0	4.0	0.0	1.7	0.0
Portable residential lighting fixtures, including parts and accessories.....	12	4501	14.4	0.0	4.0	0.0	1.7	0.0
Portable residential lighting fixtures, including parts and accessories.....	12	450135	14.4	0.0	4.0	0.0	1.7	0.0
Home electronic equipment.....	12	5	6.5	0.0	0.2	0.4	0.0	0.0
Speakers and commercial sound equipment.....	12	57	10.1	0.0	0.3	0.4	0.0	0.0
Speakers and commercial sound equipment.....	12	5707	10.1	0.0	0.3	0.4	0.0	0.0
Speakers and commercial sound equipment.....	12	570708	10.1	0.0	0.3	0.4	0.0	0.0
Other home electronic equipment.....	12	58	2.3	0.0	0.0	0.4	0.0	0.0
Other consumer audio and video equipment, including television receivers.....	12	5803	2.3	0.0	0.0	0.4	0.0	0.0
Other consumer audio and video equipment, excluding television receivers.....	12	580301	2.3	0.0	0.0	0.4	0.0	0.0
Other household durable goods.....	12	6	4.5	-5.2	1.2	0.7	1.2	0.0
Vitreous china, fine earthenware, and other pottery products.....	12	61	9.0	0.0	1.6	0.0	1.5	0.0
Vitreous china, porcelain, and earthenware table and kitchenware and other pottery products.....	12	6101	9.0	0.0	1.6	0.0	1.5	0.0
Vitreous china, porcelain, and earthenware (semivitreous) table and kitchenware.....	12	610104	13.4	0.0	-	-	3.8	0.0
All other pottery products (including china decorated for the trade).....	12	610105	6.2	0.0	0.0	0.0	0.0	0.0
Mirrors (decorated and undecorated).....	12	65	-21.7	-31.4	0.0	0.0	7.1	0.0
Mirrors (decorated and undecorated), made from purchased glass.....	12	6501	-21.7	-31.4	0.0	0.0	7.1	0.0
Mirrors (decorated and undecorated), made from purchased glass.....	12	650104	-21.7	-31.4	0.0	0.0	7.1	0.0
Lawn/garden equipment.....	12	66	10.5	2.2	1.2	1.4	0.2	0.0
Parts and attachments for consumer lawn, garden, and snow equipment.....	12	6605	15.5	-0.1	5.9	0.0	0.2	0.1
Parts and attachments for consumer lawn, garden, and snow equipment.....	12	660503	15.5	-0.1	5.9	0.0	0.2	0.1

See footnotes at end of table.

Table 7. Producer price index percentage changes for commodity and service groupings and individual items, not seasonally adjusted — Continued
[August 2022]

Title	Commodity code		Unadjusted 12-month percent change ¹	Unadjusted 1-month percent change ¹				
	Group code	Item code		Aug. 2021 to Aug. 2022 ^P	Mar. to Apr.	Apr. to May ^P	May to June ^P	June to July ^P
Consumer lawn, garden, and snow equipment.....	12	6607	9.3	2.7	0.1	1.8	0.2	0.0
Consumer lawn, garden, and snow equipment.....	12	660701	9.3	2.7	0.1	1.8	0.2	0.0
Consumer riding lawn, garden, and snow equipment.....	12	6607011	15.6	2.5	0.0	3.1	0.4	0.0
Consumer nonriding lawn, garden, and snow equipment.....	12	6607012	5.6	2.9	0.2	1.0	0.0	0.0
Cutlery, flatware (except precious), razors and razor blades.....	12	67	8.1	0.0	0.0	0.2	0.1	0.0
Cutlery, flatware (except precious), razors and razor blades.....	12	6701	8.1	0.0	0.0	0.2	0.1	0.0
Cutlery, scissors, shears, trimmers, and snips.....	12	670141	9.8	0.0	0.0	0.0	0.7	0.0
Metal kitchen utensil, pots, and pans.....	12	68	11.5	0.5	0.0	0.0	2.1	0.0
Metal kitchen utensil, pots, and pans.....	12	6801	11.5	0.5	0.0	0.0	2.1	0.0
Stamped and spun kitchen utensils, except aluminum.....	12	680102	7.7	-	-	-	-	0.0
Window shades, blinds, and accessories.....	12	69	16.7	0.0	4.2	0.0	0.0	0.0
Window shades, blinds, and accessories.....	12	6901	16.7	0.0	4.2	0.0	0.0	0.0
Window shades and window shade accessories and rollers.....	12	690101	17.2	0.0	2.9	0.0	0.0	0.0
Nonmetallic mineral products.....	13	-	13.4	0.9	1.0	1.3	1.8	1.0
Glass.....	13	1	10.1	1.0	0.1	0.6	1.1	1.9
Flat glass.....	13	11	11.3	1.2	0.1	0.3	1.3	2.4
Flat glass (float, sheet, and plate process).....	13	1105	17.2	3.0	0.2	1.4	1.8	3.5
Flat glass (float, sheet, and plate process).....	13	110511	17.2	3.0	0.2	1.4	1.8	3.5
Specialty glass.....	13	1107	9.6	0.6	0.0	-0.1	1.1	2.1
Specialty glass.....	13	110703	9.6	0.6	0.0	-0.1	1.1	2.1
Other glass products, made by flat glass producers.....	13	1107034	11.5	0.0	0.0	-1.2	6.0	1.6
Other finished glassware.....	13	13	6.5	0.3	0.4	1.7	0.3	0.1
Pressed and blown glassware.....	13	1301	6.5	0.3	0.4	1.7	0.3	0.1
Machine-made pressed & blown table, kitchen, art, & novelty glassware.....	13	130116	7.9	0.0	-0.1	3.7	0.0	0.0
All other machine-made pressed and blown glassware.....	13	130117	5.6	0.6	0.8	0.2	0.5	0.1
Handmade pressed and blown glassware.....	13	130118	4.9	0.0	0.1	0.0	2.2	0.0
Concrete ingredients and related products.....	13	2	11.3	1.0	0.6	1.9	1.2	0.6
Construction sand, gravel, and crushed stone.....	13	21	11.8	0.7	0.7	2.5	0.7	0.6
Construction sand, gravel and crushed stone.....	13	2101	11.8	0.7	0.7	2.5	0.7	0.6
Construction sand and gravel (run of pit/bank, washed, screened, etc.)..	13	210120	8.6	1.0	1.1	0.5	1.7	0.0
Construction sand and gravel, Northeast.....	13	2101201	12.5	0.0	0.1	0.0	5.8	0.0
Construction sand and gravel, Midwest.....	13	2101202	14.0	2.7	1.9	0.5	1.0	0.0
Construction sand and gravel, West.....	13	2101204	9.0	0.7	1.4	0.9	1.7	0.0
Crushed and broken stone.....	13	210121	13.2	0.6	0.6	3.4	0.3	0.9
Crushed and broken limestone.....	13	2101212	14.9	0.6	0.1	4.6	0.6	0.5
Crushed and broken granite.....	13	2101213	9.1	2.4	1.9	0.8	-0.1	0.5
Bituminous limestone, sandstone, & other crushed & broken stone. ...	13	2101219	9.9	-1.5	1.4	0.2	-1.0	3.2
Cement, hydraulic.....	13	22	9.8	1.7	0.0	0.3	2.6	0.7
Cement, hydraulic.....	13	2201	9.8	1.7	0.0	0.3	2.6	0.7
Cement, hydraulic.....	13	220161	9.8	1.7	0.0	0.3	2.6	0.7
Concrete products.....	13	3	14.3	1.9	1.1	1.4	2.1	1.4
Concrete block and brick.....	13	31	12.9	1.7	0.1	0.5	1.8	0.7
Structural concrete block.....	13	3111	12.9	1.1	0.3	0.1	2.5	0.8
Structural concrete block.....	13	311135	12.9	1.1	0.3	0.1	2.5	0.8
Structural concrete block, lightweight units (weighing less than 105 lb/cubic ft.) (dry weight).....	13	3111351	12.2	1.3	0.5	0.2	3.1	0.9
Structural concrete block, mediumweight units (weighing 105 - 124 lb/cubic ft.) (dry weight).....	13	3111352	17.5	1.0	0.0	0.0	0.0	0.7
Structural concrete block, normalweight units (weighing 125 lb or more/cubic ft.) (dry weight).....	13	3111353	11.8	0.7	0.2	0.0	2.8	0.6
Decorative concrete block.....	13	3121	9.0	0.9	-0.3	0.1	3.4	0.0
Decorative concrete block (including screen, split, slump, shadowal block, etc.).....	13	312101	9.0	0.9	-0.3	0.1	3.4	0.0
Concrete brick.....	13	3131	13.5	1.1	0.2	1.6	0.0	0.0
Concrete brick.....	13	313101	13.5	1.1	0.2	1.6	0.0	0.0
Concrete pavers.....	13	3141	15.5	3.3	0.0	1.3	0.1	1.0
Concrete pavers (including grid, interlocking, etc.).....	13	314101	15.5	3.3	0.0	1.3	0.1	1.0
Concrete pipe.....	13	32	20.5	0.4	-0.4	2.7	1.5	0.7
Concrete pipe.....	13	3201	20.5	0.4	-0.4	2.7	1.5	0.7
Concrete pipe.....	13	320108	20.5	0.4	-0.4	2.7	1.5	0.7
Concrete storm sewer pipe.....	13	3201082	14.9	1.1	-0.1	1.4	0.9	1.2

See footnotes at end of table.

Table 7. Producer price index percentage changes for commodity and service groupings and individual items, not seasonally adjusted — Continued
[August 2022]

Title	Commodity code		Unadjusted 12-month percent change ¹	Unadjusted 1-month percent change ¹				
	Group code	Item code		Aug. 2021 to Aug. 2022 ^P	Mar. to Apr.	Apr. to May ^P	May to June ^P	June to July ^P
Concrete pipe, except concrete culvert and storm sewer pipe.	13	3201083	17.9	0.3	0.1	0.0	3.6	0.4
Ready-mix concrete.	13	33	11.0	1.7	0.2	0.9	2.4	1.6
Ready-mix concrete.	13	3301	11.0	1.7	0.2	0.9	2.4	1.6
Ready-mix concrete.	13	330101	11.0	1.7	0.2	0.9	2.4	1.6
Northeast region ready-mix concrete.	13	330101A	3.1	2.6	-2.3	0.3	1.2	0.2
Midwest region ready-mix concrete.	13	330101B	6.2	1.5	1.3	2.0	1.7	-0.7
South region ready-mix concrete.	13	330101C	12.2	1.5	-0.5	0.4	3.7	2.3
West region ready-mix concrete.	13	330101D	17.6	1.7	1.6	1.0	1.4	3.0
Precast concrete products.	13	34	15.6	2.3	1.3	0.8	2.1	0.7
Precast concrete products.	13	3401	15.6	2.3	1.3	0.8	2.1	0.7
Precast concrete products.	13	340106	15.6	2.3	1.3	0.8	2.1	0.7
Precast concrete slabs and tile, roof and floor units.	13	3401061	8.2	0.1	0.2	0.0	1.5	1.4
Precast concrete architectural wall panels.	13	3401062	24.2	5.4	6.1	2.9	0.3	0.2
Burial vaults and boxes, precast concrete.	13	3401063	7.4	0.0	0.7	0.0	2.8	0.0
Precast concrete products (excl burial vaults and boxes, slabs and tile, and arch. wall panels).	13	3401064	16.4	2.3	0.2	0.4	2.9	0.8
Prestressed concrete products.	13	35	35.8	4.6	10.1	6.2	0.5	3.7
Prestressed concrete products.	13	3501	35.8	4.6	10.1	6.2	0.5	3.7
Prestressed concrete products.	13	350107	35.8	4.6	10.1	6.2	0.5	3.7
Prestressed concrete bridge beams and solid and hollow cored slabs and panels.	13	3501071	47.9	5.4	12.6	7.0	0.8	3.6
Prestressed concrete bridge beams.	13	35010711	66.5	7.6	20.1	7.9	0.0	6.3
Prestressed concrete solid and hollow cored slabs and panels.	13	35010712	28.7	3.2	4.4	5.8	1.9	0.3
Prestressed concrete products (excl bridge beams and solid and hollow cored slabs and panels).	13	3501072	20.9	3.5	6.5	5.2	0.0	3.8
Clay construction products ex. refractories.	13	4	5.3	0.1	0.0	0.5	0.3	0.4
Brick and structural clay tile.	13	42	10.0	0.1	0.0	1.0	0.5	0.8
Building or common brick.	13	4201	9.8	0.1	0.0	0.9	0.6	0.7
Building or common brick.	13	420101	9.8	0.1	0.0	0.9	0.6	0.7
Glazed brick and other brick (paving, floor, and sewer).	13	4202	12.5	0.0	0.0	2.2	0.0	3.0
Glazed brick and other brick (paving, floor, and sewer).	13	420201	12.5	0.0	0.0	2.2	0.0	3.0
Clay floor and wall tile, glazed and unglazed.	13	44	0.0	0.2	0.0	0.0	0.0	0.0
Clay floor and wall tile, glazed and unglazed (including quarry tile and ceramic mosaic tile).	13	4401	0.0	0.2	0.0	0.0	0.0	0.0
Clay floor and wall tile, glazed and unglazed (including quarry tile and ceramic mosaic tile).	13	440131	0.0	0.2	0.0	0.0	0.0	0.0
Structural clay products, n.e.c.	13	45	6.1	0.0	0.0	0.4	0.0	0.0
Structural clay products, n.e.c.	13	4501	6.1	0.0	0.0	0.4	0.0	0.0
All other structural clay products, excluding clay refractories.	13	450199	6.4	0.0	0.0	0.6	0.0	0.0
Refractories.	13	5	13.2	2.1	-1.3	0.4	1.5	1.1
Clay refractories.	13	52	7.2	0.9	0.0	0.0	0.0	0.1
Clay refractories.	13	5201	7.2	0.9	0.0	0.0	0.0	0.1
Clay refractories.	13	520181	7.2	0.9	0.0	0.0	0.0	0.1
Nonclay refractories.	13	53	17.9	3.0	-2.2	0.6	2.6	1.8
Nonclay refractories (excluding dead-burned magnesia).	13	5301	17.9	3.0	-2.2	0.6	2.6	1.8
Nonclay refractories (excluding dead-burned magnesia).	13	530112	17.9	3.0	-2.2	0.6	2.6	1.8
Asphalt felts and coatings.	13	6	14.6	1.1	1.4	1.5	-0.2	0.5
Prepared asphalt and tar roofing and siding products.	13	61	15.2	0.9	2.2	1.5	-0.4	0.2
Prepared asphalt and tar roofing and siding products.	13	6101	15.2	0.9	2.2	1.5	-0.4	0.2
Prepared asphalt and tar roofing and siding products.	13	610131	15.2	0.9	2.2	1.5	-0.4	0.2
Asphalt smooth-surfaced roll roofing and cap sheets, organic and fiberglass base.	13	6101311	15.9	-2.8	3.5	6.1	0.0	0.2
Asphalt mineral-surfaced roll roofing and cap sheets, organic and fiberglass base.	13	6101312	25.4	1.9	-0.6	7.6	0.3	0.1
Other prepared asphalt and tar products for roofing and siding.	13	6101317	18.7	2.2	0.3	0.8	1.0	0.3
Roofing asphalts, pitches, coatings, and cement.	13	62	9.9	3.3	-4.9	1.5	1.0	3.2
Roofing asphalts, pitches, coatings, and cement.	13	6201	9.9	3.3	-4.9	1.5	1.0	3.2
Roofing asphalts, pitches, coatings, and cement.	13	620121	9.9	3.3	-4.9	1.5	1.0	3.2
Gypsum products.	13	7	18.4	0.1	5.5	0.6	0.2	2.8
Gypsum products.	13	71	18.4	0.1	5.5	0.6	0.2	2.8
Gypsum products.	13	7101	18.4	0.1	5.5	0.6	0.2	2.8
Gypsum building materials.	13	710102	19.9	0.1	6.6	0.7	0.3	3.3

See footnotes at end of table.

Table 7. Producer price index percentage changes for commodity and service groupings and individual items, not seasonally adjusted — Continued
 [August 2022]

Title	Commodity code		Unadjusted 12-month percent change ¹	Unadjusted 1-month percent change ¹				
	Group code	Item code		Aug. 2021 to Aug. 2022 ^P	Mar. to Apr.	Apr. to May ^P	May to June ^P	June to July ^P
Other gypsum products.....	13	710116	10.5	0.0	0.0	0.0	0.0	0.0
Glass containers.....	13	8	12.4	0.0	0.0	0.4	0.3	0.0
Glass containers.....	13	81	12.4	0.0	0.0	0.4	0.3	0.0
Glass containers (including value of packaging).....	13	8101	12.4	0.0	0.0	0.4	0.3	0.0
Glass containers (including value of packaging).....	13	810104	12.4	0.0	0.0	0.4	0.3	0.0
Other nonmetallic minerals.....	13	9	15.0	0.0	1.3	1.4	3.3	0.6
Insulation materials.....	13	92	13.9	1.6	0.3	1.1	3.3	0.6
Mineral wool for thermal and acoustical envelope insulation.....	13	9201	14.8	1.3	0.2	1.2	3.3	0.4
Mineral wool for thermal and acoustical envelope insulation.....	13	920105	14.8	1.3	0.2	1.2	3.3	0.4
Mineral wool for industrial, equipment, and appliance insulation.....	13	9202	11.6	2.4	0.4	0.7	3.2	1.2
Mineral wool for industrial, equipment, and appliance insulation.....	13	920201	11.6	2.4	0.4	0.7	3.2	1.2
Paving mixtures and blocks.....	13	94	22.7	-2.3	3.5	3.0	2.9	1.0
Paving mixtures and blocks.....	13	9401	22.7	-2.3	3.5	3.0	2.9	1.0
Paving mixtures and blocks.....	13	940113	22.7	-2.3	3.5	3.0	2.9	1.0
Emulsified asphalt, including liquid additives.....	13	940113A	27.6	1.2	9.8	3.9	2.4	-0.1
Other liquid asphalt and tar paving materials, including cut-backs.....	13	940113B	46.2	1.3	5.1	6.2	6.5	4.9
Asphalt and tar paving mixtures (excluding liquid).....	13	940113C	19.5	-4.7	0.6	2.2	2.8	1.0
Cut stone and stone products.....	13	95	15.7	0.8	0.8	0.6	4.5	-0.1
Cut stone and stone products.....	13	9501	15.7	0.8	0.8	0.6	4.5	-0.1
Dressed dimension granite (including gneiss, syenite, diorite, and cut granite).....	13	950111	18.6	0.7	1.0	0.2	6.6	0.5
Dressed dimension limestone (including dolomite, travertine, calcareous, tufa, & cut limestone).....	13	950121	8.1	0.0	0.0	0.0	0.0	0.1
Dressed dimension marble and other stone.....	13	950151	10.1	1.5	0.7	1.9	0.0	-2.2
Gaskets, packing, and sealing devices.....	13	98	7.9	0.1	0.5	0.9	2.3	-0.2
Gaskets and gasketing material.....	13	9801	7.0	0.2	0.0	-0.3	1.9	0.0
Nonmetallic gaskets and gasketing.....	13	980111	15.7	0.5	0.0	1.1	3.7	0.0
Metallic gaskets and machined seals.....	13	980112	-1.1	0.0	0.0	-1.7	0.0	0.0
Packing and sealing.....	13	9802	8.9	0.0	1.0	2.2	2.7	-0.3
Compression packing.....	13	980211	7.4	0.0	0.0	1.1	0.0	0.0
Molded packing and sealing devices.....	13	980212	11.6	0.0	2.1	0.4	5.6	-0.7
Rotary oil seals.....	13	980214	4.4	0.0	0.0	3.0	0.0	0.0
Nonmetallic minerals and products, n.e.c.....	13	99	11.5	1.3	0.0	0.6	4.1	0.8
Industrial sand.....	13	9901	6.0	0.0	0.2	0.0	2.3	0.0
Hydraulic fracturing sand and all other industrial sand.....	13	990121	11.5	0.0	0.4	0.0	5.3	0.0
All other industrial sand.....	13	9901212	11.5	0.0	0.4	0.0	5.3	0.0
Clay and stone mining and quarrying.....	13	9902	13.2	1.2	-0.1	1.2	5.0	1.5
Ground or treated minerals and earths.....	13	990209	15.0	1.2	0.3	1.6	7.3	1.0
Treated lightweight aggregate and crushed slag, minerals and earths.....	13	9902094	9.4	0.0	3.9	2.8	0.1	0.0
Other minerals and earths, treated.....	13	9902096	2.7	0.8	-0.6	0.3	3.3	3.0
Dimension stone mining and quarrying.....	13	990211	8.2	0.0	0.0	0.0	1.9	2.1
Clay, excluding kaolin and ball clay.....	13	990214	17.4	0.6	0.3	0.9	2.4	1.7
Bentonite.....	13	990214C	16.4	0.4	0.0	2.6	6.9	0.0
All other nonmetallic minerals, including talc and gypsum.....	13	990299	4.9	2.4	-1.9	0.2	-0.3	2.9
All other miscellaneous nonmetallic mineral products.....	13	9903	11.2	1.8	0.1	0.0	3.5	0.1
Dry-mixed concrete materials (prepackaged sand, gravel, mortar, and cement premixes).....	13	990312	12.8	2.3	0.0	0.0	4.5	0.0
Other nonmetallic mineral products.....	13	990313	6.9	0.5	0.3	0.0	0.5	0.2
Transportation equipment.....	14	—	5.2	0.6	0.5	0.4	0.3	0.4
Motor vehicles and equipment.....	14	1	5.4	0.8	0.5	0.4	0.3	0.4
Motor vehicles.....	14	11	3.8	0.8	0.5	0.4	0.3	0.1
Passenger cars and chassis.....	14	1101	2.8	0.6	0.8	0.2	0.1	0.1
Passenger cars.....	14	110131	2.8	0.6	0.8	0.2	0.1	0.1
Motorcycles, including three-wheel motorbikes, motorscooters, mopeds, and parts.....	14	1104	0.4	0.0	0.0	0.2	0.1	0.0
Motorcycles, including three-wheel motorbikes, motorscooters, mopeds, and parts.....	14	110401	0.4	0.0	0.0	0.2	0.1	0.0
Trucks, truck tractors, & bus chassis 14,000 lb or less, incl. minivans & suvs.....	14	1105	4.9	1.2	0.2	0.5	0.5	0.1
Trucks, truck tractors, & bus chassis 14,000 lb or less, incl. minivans & suvs.....	14	110571	4.9	1.2	0.2	0.5	0.5	0.1
Trucks, over 14,000 lbs GVW.....	14	1106	2.6	0.0	1.4	0.4	0.0	0.1
Trucks, over 14,000 lbs GVW.....	14	110684	2.6	0.0	1.4	0.4	0.0	0.1

See footnotes at end of table.

Table 7. Producer price index percentage changes for commodity and service groupings and individual items, not seasonally adjusted — Continued
 [August 2022]

Title	Commodity code		Unadjusted 12-month percent change ¹	Unadjusted 1-month percent change ¹				
	Group code	Item code		Aug. 2021 to Aug. 2022 ^P	Mar. to Apr.	Apr. to May ^P	May to June ^P	June to July ^P
Buses, including military and firefighting vehicles (chassis of own manufacture).....	14	1106843	10.0	0.0	6.4	1.1	0.1	0.0
Motor vehicles parts.....	14	12	5.1	0.6	0.2	0.4	0.3	0.8
Motor vehicles parts.....	14	1205	5.1	0.6	0.2	0.4	0.3	0.8
Gasoline engines and engine parts, excl. carburetors, pistons, and valves.....	14	120501	2.5	0.6	0.3	0.4	0.3	0.0
Motor vehicle steering and suspension parts.....	14	120502	0.6	-0.3	0.0	0.0	-1.8	-1.1
Motor vehicle transmission and power train.....	14	120503	5.2	0.1	0.1	0.1	-0.1	2.0
Motor vehicle drive train components, except wheels and brakes, new.....	14	1205031	5.2	0.1	0.1	0.1	-0.1	2.1
Motor vehicle transmissions except auxiliary and parts, new.....	14	12050310	2.9	0.0	0.1	0.1	0.2	0.0
Parts for manual and automatic transmissions, new.....	14	12050313	19.6	0.4	0.2	0.1	0.0	16.0
Other motor vehicle drive train components, except wheels and brakes, new.....	14	12050315	1.9	0.4	0.0	0.5	-0.6	0.3
Motor vehicle drive train components, rebuilt.....	14	1205033	7.4	2.0	0.0	0.0	0.4	0.0
Motor vehicle brake systems.....	14	120504	12.1	3.9	0.3	0.2	4.4	-0.2
Motor vehicle brake parts and assemblies, new.....	14	1205041	12.7	4.2	0.3	0.2	4.4	-0.2
Motor vehicle drum brake assemblies and parts, new.....	14	1205041A	14.3	6.1	3.0	-	-	0.0
Other motor vehicle brake parts and assemblies, new.....	14	1205041B	16.8	-0.5	-0.8	0.0	14.2	-0.2
Motor vehicle disc brake assemblies and parts, new.....	14	1205041C	7.9	8.1	0.1	-0.1	-2.7	-0.2
Filters for internal combustion engines and motor vehicles.....	14	120505	17.5	3.8	1.2	0.0	3.9	0.0
Other motor vehicle parts.....	14	120508	3.1	0.6	0.4	0.0	0.1	0.9
Vehicle seating and interior trim.....	14	120511	3.7	0.1	0.2	0.7	0.1	0.2
Automobile trimmings.....	14	1205111	0.4	0.1	0.1	0.0	0.1	0.0
Seats for public conveyance and aircraft.....	14	1205113	5.0	0.1	0.3	0.6	0.1	0.4
Motor vehicle air conditioning systems and compressors.....	14	120512	1.0	0.7	0.0	2.4	-0.5	-3.2
Carburetors, pistons, piston rings, and valves.....	14	120513	5.4	0.6	0.1	1.2	0.2	0.0
Motor vehicle electrical and electronic equipment.....	14	120514	6.5	1.1	-0.2	-0.1	0.2	0.4
Vehicle lighting equipment.....	14	1205141	3.2	0.2	0.0	-0.4	0.1	0.7
Other motor vehicle electrical and electronic equipment.....	14	1205142	7.2	1.3	-0.3	0.0	0.2	0.4
Battery charging alternators, generators, and regulators.....	14	12051422	2.5	0.5	0.2	0.0	0.0	0.2
Parts for electrical and electronic engine equipment.....	14	12051424	1.7	0.0	-0.3	0.0	-0.1	0.0
All other miscellaneous non-engine electrical and electronic equipment.....	14	12051425	9.7	0.2	-0.8	0.1	0.2	0.7
All other miscellaneous complete engine electrical equipment, including spark plugs.....	14	12051426	4.6	0.6	1.1	-0.7	1.2	0.0
Truck and bus bodies.....	14	13	15.8	1.3	3.8	1.3	0.3	0.7
Truck and bus bodies sold separately.....	14	1301	16.5	-0.1	7.4	0.2	0.4	0.1
Other truck and vehicle bodies, sold separately.....	14	13015	12.2	0.6	4.4	0.4	0.0	0.1
Dump truck bodies, sold separately.....	14	130151	16.2	0.1	0.0	0.0	0.0	0.0
All other truck and vehicle bodies, sold separately.....	14	130152	10.7	0.9	6.5	0.2	0.0	-0.1
Service truck bodies, sold separately.....	14	130153	15.3	0.0	0.2	1.7	0.0	0.9
Complete vehicles on purchased chassis.....	14	1302	14.9	2.8	0.1	2.5	0.1	1.3
Buses and firefighting vehicles, complete, produced on purchased chassis.....	14	13027	1.4	0.0	0.2	0.4	0.4	0.0
Buses and firefighting vehicles, complete, produced on purchased chassis.....	14	130275	1.4	0.0	0.2	0.4	0.4	0.0
Other trucks and vehicles, complete, produced on purchased chassis.....	14	13029	18.8	3.6	0.1	3.0	0.1	1.6
Other trucks and vehicles, complete, produced on purchased chassis, except upfitting trucks.....	14	130294	18.9	0.4	0.1	3.9	0.1	1.9
Upfitting trucks, complete, produced on purchased chassis.....	14	130299	18.4	17.1	0.0	0.0	0.0	0.6
Truck trailers.....	14	14	33.0	1.6	0.5	0.7	0.7	0.1
Truck trailers.....	14	1406	33.0	1.6	0.5	0.7	0.7	0.1
Truck trailers and chassis, axle rating 10,000 lb or more.....	14	140602	31.0	1.5	0.4	0.3	0.7	0.1
Truck trailers and chassis, axle rating less than 10,000 lb.....	14	140603	47.5	2.7	0.5	3.5	1.1	0.0
Motor homes, built on purchased chassis.....	14	15	4.3	0.3	0.2	0.0	0.2	0.1
Motor homes, built on purchased chassis.....	14	1501	4.3	0.3	0.2	0.0	0.2	0.1
Motor homes, built on purchased chassis.....	14	150101	4.3	0.3	0.2	0.0	0.2	0.1
Travel trailers and campers.....	14	16	16.3	1.2	1.1	0.1	0.1	0.2
Travel trailers.....	14	1601	18.4	0.8	1.4	0.1	0.1	0.2
Travel trailers.....	14	160101	18.4	0.8	1.4	0.1	0.1	0.2
Conventional travel trailers.....	14	1601016	17.4	1.4	0.7	0.2	0.1	0.7
Camping trailers, campers, pick-up covers, and parts.....	14	1602	9.1	2.5	0.0	0.2	0.1	0.1
Camping trailers, campers, pick-up covers, and parts.....	14	160201	9.1	2.5	0.0	0.2	0.1	0.1
Other parts and components, excluding appliances and furnishings.....	14	1602013	9.2	3.6	0.0	0.0	0.0	0.0
Aircraft and aircraft equipment.....	14	2	4.1	0.3	0.3	0.4	0.2	0.3

See footnotes at end of table.

Table 7. Producer price index percentage changes for commodity and service groupings and individual items, not seasonally adjusted — Continued
 [August 2022]

Title	Commodity code		Unadjusted 12-month percent change ¹	Unadjusted 1-month percent change ¹				
	Group code	Item code		Aug. 2021 to Aug. 2022 ^P	Mar. to Apr.	Apr. to May ^P	May to June ^P	June to July ^P
Aircraft.....	14	21	4.9	0.4	0.4	0.4	0.3	0.2
Civilian aircraft.....	14	2102	5.6	0.6	0.6	0.6	0.4	0.4
Civilian aircraft.....	14	210206	5.6	0.6	0.6	0.6	0.4	0.4
Military aircraft.....	14	2104	3.5	0.0	0.0	0.0	0.0	0.0
Military aircraft.....	14	210401	3.5	0.0	0.0	0.0	0.0	0.0
Aircraft engine and engine parts.....	14	23	4.3	0.4	0.2	0.6	0.3	0.8
Aircraft engine and engine parts.....	14	2301	4.3	0.4	0.2	0.6	0.3	0.8
Aircraft engine and engine parts.....	14	230101	4.3	0.4	0.2	0.6	0.3	0.8
Aeronautical services on aircraft engines.....	14	2301015	11.7	1.4	-0.4	0.6	0.0	2.7
Aircraft engine parts and accessories.....	14	2301017	1.7	0.0	0.3	0.9	0.0	0.0
Parts and accessories for military aircraft engines.....	14	23010175	1.0	0.0	0.0	0.6	0.0	0.0
Parts and accessories for civilian aircraft engines.....	14	23010177	1.8	0.1	0.3	1.0	0.0	0.0
Other aircraft parts and equipment.....	14	25	2.2	0.0	0.2	0.2	0.0	0.1
Other aircraft parts and equipment.....	14	2501	2.2	0.0	0.2	0.2	0.0	0.1
Aircraft propellers and helicopter rotors.....	14	250102	2.6	0.0	2.1	0.0	0.1	0.4
Aircraft parts and auxiliary equipment.....	14	250103	1.5	0.0	0.0	0.3	0.0	0.0
Aircraft landing gear for civilian and military aircraft.....	14	2501032	4.8	0.0	0.0	0.0	0.0	0.0
Other aircraft subassemblies and parts for military aircraft.....	14	2501033	0.5	0.0	0.0	0.0	0.0	0.0
Other aircraft subassemblies and parts for civilian aircraft.....	14	2501034	1.5	0.0	0.0	0.5	0.0	0.0
Ships and boats.....	14	3	7.4	0.3	1.0	0.5	0.5	0.5
Ships.....	14	31	5.7	-0.1	1.4	0.1	0.0	0.0
Military self-propelled ships, new construction.....	14	3102	1.6	0.0	-0.1	0.1	0.0	0.0
Military self-propelled ships, new construction.....	14	310201	1.6	0.0	-0.1	0.1	0.0	0.0
Nonmilitary self-propelled ships, new construction.....	14	3103	9.2	1.3	1.2	0.6	0.0	0.0
Nonmilitary self-propelled ships, new construction.....	14	310301	9.2	1.3	1.2	0.6	0.0	0.0
Boats.....	14	32	11.2	1.1	0.1	1.4	1.4	1.6
Outboard motorboats, including commercial and military (except sailboats and lifeboats).....	14	3201	13.4	0.7	0.1	1.5	2.4	2.4
Outboard motorboats, wood or metal, incl. comm. and military (exc. sailboats and lifeboats).....	14	320107	15.8	0.6	0.1	2.0	0.0	4.5
Outboard motorboats, plastics/fiberglass, incl. comm. and mil. (exc. sailboats and lifeboats).....	14	320108	11.4	0.7	0.2	0.9	4.7	0.6
Inboard motorboats, including commercial and military (except sailboats and lifeboats).....	14	3202	10.9	2.7	0.0	0.4	0.7	0.8
Inboard cabin cruisers, including commercial and military (except sailboats and lifeboats).....	14	320206	8.8	1.4	0.0	0.0	0.0	1.7
Other inboard motorboats, including commercial and military (except sailboats and lifeboats).....	14	320207	12.7	3.8	0.0	0.7	1.2	0.1
Inboard-outdrive boats, including commercial and military (except sailboats and lifeboats).....	14	3203	7.7	0.0	0.0	4.2	0.0	0.0
All other inboard-outdrive boats, incl. comm. and military (except sailboats and lifeboats).....	14	320310	5.4	0.0	0.0	3.1	0.0	0.0
All other boats (excluding military and commercial).....	14	3204	6.3	1.8	0.0	-3.4	0.0	2.4
All other boats (excluding military and commercial).....	14	320406	6.3	1.8	0.0	-3.4	0.0	2.4
Railroad equipment.....	14	4	2.7	0.0	0.1	0.0	0.1	0.4
Railroad cars and locomotives.....	14	44	-	-	-	0.0	0.0	0.0
Railroad cars and locomotives.....	14	4401	-	-	-	0.0	0.0	0.0
Railroad cars.....	14	440102	-	0.0	0.0	0.0	0.0	-
Railway maintenance of way equipment and parts.....	14	45	-	-	-	0.1	0.3	2.2
Railway maintenance of way equipment and parts.....	14	4501	8.2	0.0	0.2	0.1	0.3	2.2
Air brake and other brake equipment.....	14	450101	6.0	0.0	0.0	0.0	0.0	0.0
Railway maintenance of way & all other railroad and streetcar equipment, parts and accessories.....	14	450102	8.5	0.0	0.3	0.1	0.4	2.5
Transportation equipment, n.e.c.....	14	9	10.8	0.5	0.2	0.2	0.1	-0.3
Transportation equipment, n.e.c.....	14	91	10.8	0.5	0.2	0.2	0.1	-0.3
Other transportation equipment, incl. golf carts, vehicle trailers, and all-terrain vehicles.....	14	9111	10.8	0.5	0.2	0.2	0.1	-0.3
Automobile and light truck trailers.....	14	911104	18.6	1.1	0.7	0.5	-0.5	0.0
All other miscellaneous transportation equipment, including all-terrain vehicles.....	14	911105	8.7	0.3	0.0	0.0	0.5	-0.3
All-terrain vehicles and parts.....	14	9111051	8.4	0.4	-0.1	0.0	0.3	-0.4
All other miscellaneous transportation equipment and parts.....	14	9111052	9.5	0.1	0.0	0.0	1.1	-0.1
Miscellaneous products.....	15	-	9.1	0.8	1.0	0.5	0.3	0.7
Toys, sporting goods, small arms, etc.....	15	1	11.0	0.0	1.7	2.9	0.0	0.0

See footnotes at end of table.

Table 7. Producer price index percentage changes for commodity and service groupings and individual items, not seasonally adjusted — Continued
[August 2022]

Title	Commodity code		Unadjusted 12-month percent change ¹	Unadjusted 1-month percent change ¹				
	Group code	Item code		Aug. 2021 to Aug. 2022 ^P	Mar. to Apr.	Apr. to May ^P	May to June ^P	June to July ^P
Toys, games, and children's vehicles.....	15	11	3.7	0.1	0.0	0.0	0.0	0.0
Toys, games, and children's vehicles.....	15	1101	3.7	0.1	0.0	0.0	0.0	0.0
Nonelectronic games and puzzles (excl. toys), and electronic toys (incl. parts).....	15	110152	0.2	0.0	0.0	0.0	0.0	0.0
Nonelectronic games and puzzles, including parts.....	15	1101521	0.2	0.0	0.0	0.0	0.0	0.0
Other nonelectronic toys, including parts.....	15	110154	9.5	0.0	0.0	0.0	0.0	0.0
Models, science & craft kits/supply, & collectors' miniatures.....	15	110155	6.6	1.1	0.0	0.0	0.0	0.0
Sporting and athletic goods.....	15	12	17.7	0.0	2.6	4.9	0.1	0.0
Sporting and athletic goods.....	15	1201	17.7	0.0	2.6	4.9	0.1	0.0
Golf equipment, excluding apparel and shoes.....	15	120127	—	0.1	6.6	12.3	0.0	—
Bicycles, adult tricycles, unicycles and parts.....	15	120182	5.3	0.0	0.0	0.3	0.0	0.1
Playground equipment.....	15	120185	9.9	0.0	0.0	3.0	0.0	0.0
Gymnasium and exercise equipment.....	15	120192	11.7	0.1	2.3	1.9	0.0	0.0
Other sporting and athletic goods.....	15	120193	8.1	0.0	0.0	0.0	0.3	0.0
Small arms and ammunition.....	15	13	2.5	0.0	0.6	0.3	0.0	0.0
Small arms.....	15	1301	0.6	0.0	0.0	0.0	0.0	0.0
Single barrel shotguns, other small firearms n.e.c., and parts & attachments for small arms.....	15	130128	1.6	0.0	0.0	0.0	0.0	0.0
Small arms ammunition.....	15	1302	4.8	0.0	1.6	0.7	0.0	0.0
Small arms ammunition.....	15	130281	4.8	0.0	1.6	0.7	0.0	0.0
Other small arms ammunition products.....	15	1303	6.5	0.0	0.9	0.0	0.0	0.0
All other small arms ammunition products.....	15	130308	6.5	0.0	0.9	0.0	0.0	0.0
Tobacco products, incl. stemmed & redried.....	15	2	11.6	0.7	2.0	0.2	0.7	1.9
Cigarettes, excluding electronic.....	15	21	12.5	0.8	2.4	0.0	0.8	2.0
Cigarettes, excluding electronic.....	15	2101	12.5	0.8	2.4	0.0	0.8	2.0
Cigarettes, excluding electronic.....	15	210105	12.5	0.8	2.5	0.0	0.8	2.0
Stemmed and redried tobacco.....	15	24	0.4	0.0	0.3	0.0	0.0	-0.1
Stemmed and redried tobacco.....	15	2402	0.4	0.0	0.3	0.0	0.0	-0.1
Stemmed and redried tobacco.....	15	240208	0.4	0.0	0.3	0.0	0.0	-0.1
Tobacco, unstemmed leaf, redried before packing.....	15	2402081	0.7	0.0	0.6	0.0	0.0	-0.1
Tobacco, stemmed.....	15	2402084	0.0	0.0	0.0	0.0	0.0	-0.2
Other tobacco products.....	15	25	8.3	0.0	0.0	1.7	0.1	1.6
Other tobacco products.....	15	2501	8.3	0.0	0.0	1.7	0.1	1.6
Other tobacco products.....	15	250101	8.3	0.0	0.0	1.7	0.1	1.6
Cigars.....	15	2501011	3.1	0.0	0.0	0.0	0.0	0.0
Chewing and smoking tobacco.....	15	2501014	9.0	0.0	0.0	2.0	0.1	2.0
Notions.....	15	3	14.6	0.2	0.3	0.1	3.5	0.0
Fasteners, zippers, buttons, needles, pins, and buckles.....	15	32	14.6	0.2	0.3	0.1	3.5	0.0
Fasteners, zippers, buttons, needles, pins, and buckles.....	15	3201	14.6	0.2	0.3	0.1	3.5	0.0
Fasteners, zippers, buttons, needles, pins, and buckles (except precious metal).....	15	320100	14.6	0.2	0.3	0.1	3.5	0.0
Photographic equipment and supplies.....	15	4	11.2	5.5	-0.1	0.6	-0.8	0.6
Photographic and photocopying equipment.....	15	41	—	5.1	0.0	0.0	—	—
Photographic and photocopying equipment.....	15	4107	—	5.1	0.0	0.0	—	—
Photographic and photocopying equipment.....	15	410701	—	5.1	0.0	0.0	—	—
Motion picture & other photographic equipment, n.e.c.....	15	4107019	—	5.1	0.0	0.0	—	—
Photographic supplies.....	15	42	11.7	5.6	-0.2	0.8	-1.0	0.8
Photographic supplies.....	15	4206	11.7	5.6	-0.2	0.8	-1.0	0.8
Photographic supplies.....	15	420601	11.7	5.6	-0.2	0.8	-1.0	0.8
Prepared photographic chemicals.....	15	4206011	8.7	-0.1	0.1	0.1	0.0	0.0
Photographic sensitized film, plates, paper, & cloth.....	15	4206012	12.6	7.4	-0.2	1.0	-1.3	1.1
Photographic sensitized film, plates, paper, & cloth, silver-halide-type (excluding X-ray).....	15	42060121	13.8	13.6	-0.4	0.9	-2.3	1.9
Photographic sensitized film etc., less silver halide type (inc. X-ray)...	15	42060122	11.1	0.0	0.0	1.1	0.0	0.0
Mobile homes.....	15	5	14.0	0.6	0.6	0.4	-0.8	-1.5
Manufactured homes (mobile homes), all sizes (incl. multisection).....	15	53	14.0	0.6	0.6	0.4	-0.8	-1.5
Manufactured mobile homes and nonresidential mobile buildings.....	15	5303	14.0	0.6	0.6	0.4	-0.8	-1.5
Manufactured homes (mobile homes), all width sizes (incl. multisection).....	15	530301	14.0	0.6	0.6	0.4	-0.8	-1.5
Medical, surgical & personal aid devices.....	15	6	3.2	0.3	0.2	0.2	0.2	0.1
Surgical and medical instruments.....	15	62	2.8	0.1	1.0	0.1	0.1	0.0
Surgical and medical instruments.....	15	6201	2.8	0.1	1.0	0.1	0.1	0.0

See footnotes at end of table.

Table 7. Producer price index percentage changes for commodity and service groupings and individual items, not seasonally adjusted — Continued
 [August 2022]

Title	Commodity code		Unadjusted 12-month percent change ¹	Unadjusted 1-month percent change ¹				
	Group code	Item code		Aug. 2021 to Aug. 2022 ^P	Mar. to Apr.	Apr. to May ^P	May to June ^P	June to July ^P
Surgical and medical instruments.....	15	620103	2.8	0.1	1.0	0.1	0.1	0.0
Surgical and medical catheters.....	15	6201031	1.2	-0.7	1.8	-0.2	0.0	0.0
Orthopedic and surgical instruments.....	15	6201033	5.6	0.3	2.6	0.7	0.1	0.0
Other surgical and medical apparatus and instruments, excluding parts.....	15	6201037	2.5	0.2	-0.2	-0.4	0.4	0.1
Parts for surgical and medical apparatus and instruments.....	15	6201038	0.0	0.0	0.0	0.0	-0.3	0.1
Medical and surgical appliances and supplies.....	15	63	4.5	0.8	0.0	0.3	0.0	0.2
Medical and surgical appliances and supplies.....	15	6301	4.5	0.8	0.0	0.3	0.0	0.2
Medical and surgical appliances and supplies.....	15	630104	4.5	0.8	0.0	0.3	0.0	0.2
Other orthopedic and prosthetic appliances.....	15	6301042	1.3	0.0	0.1	0.3	0.0	0.0
All other surgical and medical items.....	15	6301044	5.4	1.0	-0.1	0.3	0.0	0.2
Ophthalmic goods.....	15	64	4.9	0.2	0.0	0.0	0.0	0.3
Ophthalmic goods.....	15	6401	4.9	0.2	0.0	0.0	0.0	0.3
Ophthalmic fronts, temples, and focal and contact lenses.....	15	640107	5.3	0.3	0.0	0.0	0.0	0.5
Dental equipment and supplies.....	15	65	-2.0	-0.2	-3.4	0.4	1.6	0.0
Dental equipment and supplies.....	15	6501	-2.0	-0.2	-3.4	0.4	1.6	0.0
Dental equipment and supplies.....	15	650107	-2.0	-0.2	-3.4	0.4	1.6	0.0
Professional dental equipment and supplies.....	15	6501071	6.0	0.4	0.0	0.6	2.4	0.0
Professional dental equipment.....	15	65010711	11.0	0.0	0.0	0.0	6.4	0.0
Professional dental supplies.....	15	65010712	2.2	0.8	0.0	1.1	-0.7	0.0
Other industrial safety equipment.....	15	7	10.7	0.0	6.2	0.0	0.1	0.0
Personal safety equipment and clothing.....	15	71	10.7	0.0	6.2	0.0	0.1	0.0
Personal safety equipment and clothing.....	15	7108	10.7	0.0	6.2	0.0	0.1	0.0
Personal safety equipment and clothing.....	15	710802	10.7	0.0	6.2	0.0	0.1	0.0
Other miscellaneous products.....	15	9	14.1	1.3	0.4	0.4	0.3	0.6
Burial caskets.....	15	91	7.6	0.0	0.3	0.0	0.0	0.0
Burial caskets.....	15	9101	7.6	0.0	0.3	0.0	0.0	0.0
Burial caskets.....	15	910109	7.6	0.0	0.3	0.0	0.0	0.0
Metal burial caskets & coffins, completely lined & trimmed, adult sizes.....	15	9101091	6.7	0.0	0.6	0.0	0.0	0.0
Other burial caskets & coffins, including burial boxes and vaults (except concrete and stone).....	15	9101095	11.7	0.0	0.0	0.0	0.0	0.0
Musical instruments.....	15	93	8.5	0.1	0.4	0.0	2.4	1.0
Musical instruments.....	15	9301	8.5	0.1	0.4	0.0	2.4	1.0
Nonelectronic pianos, organs, and nonelectronic piano and organ parts, excluding benches.....	15	930113	5.7	-0.6	3.1	0.0	1.2	0.0
Other musical instruments and parts.....	15	930117	8.9	0.2	0.0	0.0	2.6	1.1
Other nonelectronic musical instruments.....	15	9301172	10.4	0.0	0.0	0.0	5.0	0.0
Other musical instrument parts & accessories, sold separately, excl. benches & instrument cases.....	15	9301173	12.1	0.5	0.0	0.0	1.8	2.6
Jewelry and jewelry products.....	15	94	8.3	1.0	0.7	-0.2	-1.7	1.1
Jewelry (gold and platinum) and silverware.....	15	9402	10.1	0.7	1.4	-0.1	-2.9	1.7
Jewelry, gold and platinum.....	15	940222	10.2	0.7	1.4	-0.1	-2.9	1.7
Costume jewelry and novelties.....	15	9404	8.5	0.0	0.0	0.0	1.5	0.0
Costume jewelry and novelties.....	15	940415	8.5	0.0	0.0	0.0	1.5	0.0
All other jewelry and personal goods (excluding costume).....	15	9407	7.4	3.9	0.0	-0.9	-0.9	0.6
All other jewelry and personal goods (excluding costume).....	15	940714	7.4	3.9	0.0	-0.9	-0.9	0.6
Jewelers' material and lapidary work.....	15	9408	2.0	0.0	-0.4	0.1	-0.4	0.2
Pens, pencils, and marking devices.....	15	95	10.2	0.3	1.3	1.8	0.6	0.0
Pens, markers, mechanical pencils, and associated parts.....	15	9502	5.6	1.2	2.3	1.9	0.0	0.0
Pens, markers, mechanical pencils, and associated parts.....	15	950210	5.6	1.2	2.3	1.9	0.0	0.0
Lead pencils, art goods, office supplies and small office equipment, excluding paper.....	15	9503	14.7	0.0	1.3	2.6	1.1	0.0
Lead pencils, art goods, office supplies and small office equipment, excluding paper.....	15	950307	14.7	0.0	1.3	2.6	1.1	0.0
Marking devices.....	15	9504	7.2	0.0	0.0	0.0	0.0	0.1
Marking devices.....	15	950406	7.2	0.0	0.0	0.0	0.0	0.1
Watches, clocks, watchcases, and parts.....	15	96	-	0.0	0.0	0.0	-	-
Watches, clocks, watchcases, and parts.....	15	9603	-	0.0	0.0	0.0	-	-
Watches, clocks, watchcases, and parts.....	15	960313	-	0.0	0.0	0.0	-	-
Brooms and brushes.....	15	97	6.5	0.2	0.2	0.2	2.2	0.2
Brooms, brushes and mops.....	15	9705	6.5	0.2	0.2	0.2	2.2	0.2
Brooms, mops, and dusters.....	15	970501	4.7	0.6	0.1	0.6	0.0	0.0

See footnotes at end of table.

Table 7. Producer price index percentage changes for commodity and service groupings and individual items, not seasonally adjusted — Continued
 [August 2022]

Title	Commodity code		Unadjusted 12-month percent change ¹	Unadjusted 1-month percent change ¹				
	Group code	Item code		Aug. 2021 to Aug. 2022 ^P	Mar. to Apr.	Apr. to May ^P	May to June ^P	June to July ^P
Brooms.....	15	9705011	3.8	0.5	0.3	0.0	0.0	0.0
Mops and dusters, including refills.....	15	9705012	5.6	0.6	0.0	1.2	0.0	0.0
Paint and varnish brushes and rollers.....	15	970502	11.0	0.0	1.5	0.0	0.0	0.0
Paint and varnish brushes.....	15	9705021	10.6	0.0	4.0	0.0	0.0	0.0
Paint holders, pads, roller frames, and rollers.....	15	9705022	11.3	0.0	0.1	0.0	0.0	0.0
Other brushes, excl. paint and varnish brushes.....	15	970503	6.5	0.1	0.0	0.0	3.9	0.3
Personal brushes.....	15	9705031	0.4	0.0	0.0	0.1	0.0	0.0
Brushes, other than personal.....	15	9705032	14.5	0.1	0.0	0.0	8.8	0.7
Miscellaneous products, n.e.c.....	15	9A	17.5	1.8	0.0	0.4	0.4	0.4
Candles.....	15	9A01	10.8	0.1	0.0	1.2	0.9	0.0
Candles.....	15	9A0101	10.8	0.1	0.0	1.2	0.9	0.0
Signs and advertising displays.....	15	9A04	16.3	1.5	0.7	0.5	1.8	2.0
Non-electric signs and displays.....	15	9A0402	20.7	2.3	1.2	0.8	3.1	2.2
Electric signs and displays.....	15	9A0404	10.3	0.5	0.0	0.0	0.0	1.7
All other miscellaneous fabricated products and recyclable materials.....	15	9A09	20.3	2.4	-0.7	0.2	-1.1	-1.1
Other miscellaneous fabricated products.....	15	9A0901	22.6	2.2	0.0	0.0	0.0	0.0
Reproduction of audio and video media and software.....	15	9D	18.1	0.9	1.9	0.8	0.7	1.0
Reproduction of audio and video media and software.....	15	9D01	18.1	0.9	1.9	0.8	0.7	1.0
Services²								
Transportation services.....	30	—	16.5	2.4	2.0	1.2	-0.3	-0.6
Transportation of freight and mail.....	30	1	15.7	1.8	1.9	-0.1	0.6	-1.0
Rail transportation of freight and mail.....	30	11	10.7	2.6	2.0	0.5	1.2	-0.4
Rail transportation of freight and mail.....	30	1101	10.7	2.6	2.0	0.5	1.2	-0.4
Rail transportation of freight and mail.....	30	110101	10.7	2.6	2.0	0.5	1.2	-0.4
Truck transportation of freight.....	30	12	18.3	1.9	2.1	-0.3	-0.6	-1.9
Local motor carrying.....	30	1201	19.5	3.5	1.2	0.7	0.9	-0.3
Local motor carrying.....	30	120101	19.5	3.5	1.2	0.7	0.9	-0.3
Long-distance motor carrying.....	30	1202	18.0	1.4	2.3	-0.5	-1.0	-2.4
Long-distance motor carrying.....	30	120201	18.0	1.4	2.3	-0.5	-1.0	-2.4
Water transportation of freight.....	30	13	34.0	6.7	9.5	0.9	1.4	3.6
Deep sea water transportation of freight.....	30	1301	38.6	8.5	13.1	-1.8	1.6	6.4
Deep sea water transportation of freight.....	30	130101	38.6	8.5	13.1	-1.8	1.6	6.4
Coastal and intercoastal water transportation of freight.....	30	1302	37.8	3.3	5.7	9.2	1.3	0.9
Coastal and intercoastal water transportation of freight.....	30	130201	37.8	3.3	5.7	9.2	1.3	0.9
Great Lakes-St Lawrence Seaway water transportation of freight.....	30	1303	15.4	9.3	2.4	1.2	0.8	-2.5
Great lakes-St Lawrence Seaway water transportation of freight.....	30	130301	15.4	9.3	2.4	1.2	0.8	-2.5
Inland waterways transportation of freight.....	30	1304	21.9	4.8	5.0	1.3	1.2	-0.6
Inland waterways transportation of freight.....	30	130401	21.9	4.8	5.0	1.3	1.2	-0.6
Air transportation of freight.....	30	14	14.7	1.8	-0.2	2.7	-0.6	0.4
Air transportation of freight.....	30	1401	14.7	1.8	-0.2	2.7	-0.6	0.4
Air transportation of freight, domestic.....	30	140102	8.9	3.3	-1.7	0.9	1.0	-0.5
Air transportation of freight, international.....	30	140103	17.6	1.1	0.5	3.5	-1.3	0.8
Courier, messenger, and U.S. postal services.....	30	16	11.5	1.0	0.9	-0.4	2.0	-0.5
U.S. Postal Service.....	30	1601	10.7	0.0	0.0	0.0	4.8	0.0
Mailing services (market dominant services).....	30	160107	13.6	0.0	0.0	0.0	6.1	0.0
First class mail.....	30	1601071	13.0	0.0	0.0	0.0	5.6	0.0
Periodicals mail.....	30	1601072	17.7	0.0	0.0	0.0	8.4	0.0
Standard class mail.....	30	1601073	14.0	0.0	0.0	0.0	6.5	0.0
Package services mail.....	30	1601074	15.6	0.0	0.0	0.0	7.9	0.0
Special services and fees.....	30	1601075	14.5	0.0	0.0	0.0	6.9	0.0
Shipping services (competitive services).....	30	160108	0.2	0.0	0.0	0.0	0.1	0.0
Courier and messenger services, except air.....	30	1602	10.5	0.8	0.6	0.2	0.0	-0.3
Courier and messenger services, except air.....	30	160201	10.5	0.8	0.6	0.2	0.0	-0.3
Air mail and package delivery services, excluding by USPS.....	30	1603	16.3	3.7	3.4	-2.5	0.3	-2.4
Air mail and package delivery services, excluding by USPS.....	30	160301	16.3	3.7	3.4	-2.5	0.3	-2.4
Pipeline transportation.....	30	17	—	—	—	0.0	2.9	0.0
Pipeline transportation of petroleum products.....	30	1701	7.5	-0.3	0.0	0.0	7.9	0.0
Pipeline transportation of crude petroleum.....	30	170101	7.4	-0.4	0.0	0.0	8.5	0.0
Pipeline transportation of refined petroleum products.....	30	170102	7.6	-0.1	0.0	0.0	7.4	0.0
Pipeline transportation of natural gas.....	30	1702	—	—	—	0.0	0.0	0.0
Pipeline transportation of natural gas.....	30	170201	—	—	—	0.0	0.0	0.0

See footnotes at end of table.

Table 7. Producer price index percentage changes for commodity and service groupings and individual items, not seasonally adjusted — Continued
[August 2022]

Title	Commodity code		Unadjusted 12-month percent change ¹	Unadjusted 1-month percent change ¹				
	Group code	Item code		Aug. 2021 to Aug. 2022 ^P	Mar. to Apr.	Apr. to May ^P	May to June ^P	June to July ^P
Transportation of passengers (partial).....	30	2	20.0	4.7	2.2	6.9	-3.9	1.0
Rail transportation of passengers.....	30	21	2.9	0.7	0.0	1.5	-0.1	0.0
Rail transportation of passengers.....	30	2101	2.9	0.7	0.0	1.5	-0.1	0.0
Rail transportation of passengers.....	30	210101	2.9	0.7	0.0	1.5	-0.1	0.0
Airline passenger services.....	30	22	20.3	4.7	2.2	6.9	-3.9	1.0
Airline passenger services.....	30	2201	20.3	4.7	2.2	6.9	-3.9	1.0
Airline passenger services, domestic.....	30	220101	21.6	6.9	0.3	5.2	-5.5	1.5
Airline passenger services, international.....	30	220102	15.7	-4.2	11.2	13.8	2.0	-0.7
Services related to transportation activities.....	31	—	7.4	0.2	-2.0	-1.9	0.8	1.6
Services related to water transportation.....	31	1	4.5	0.7	0.2	0.1	0.1	-0.2
Towing, tugging, docking, and related services.....	31	11	9.7	1.7	0.4	0.4	0.8	-0.5
Towing, tugging, docking and related services.....	31	1101	9.7	1.7	0.4	0.4	0.8	-0.5
Towing, tugging, docking and related services.....	31	110101	9.7	1.7	0.4	0.4	0.8	-0.5
Operation of port waterfront terminals.....	31	12	3.8	0.8	0.2	0.0	-1.1	0.1
Operation of port waterfront terminals.....	31	1201	3.8	0.8	0.2	0.0	-1.1	0.1
Operation of port waterfront terminals.....	31	120101	3.8	0.8	0.2	0.0	-1.1	0.1
Marine cargo handling.....	31	13	1.1	0.0	0.0	0.0	0.0	0.0
Marine cargo handling.....	31	1301	1.1	0.0	0.0	0.0	0.0	0.0
Marine cargo handling.....	31	130101	1.1	0.0	0.0	0.0	0.0	0.0
Services related to air transportation.....	31	2	-2.4	-0.4	0.4	1.6	-0.1	0.2
Other airport operations, excluding aircraft maintenance and repair.....	31	21	-2.4	-0.4	0.4	1.6	-0.1	0.2
Other airport operations, excluding aircraft maintenance and repair.....	31	2101	-2.4	-0.4	0.4	1.6	-0.1	0.2
Other airport operations, excluding aircraft maintenance and repair.....	31	210101	-2.4	-0.4	0.4	1.6	-0.1	0.2
Other services related to transportation activities (partial).....	31	3	12.2	0.3	-3.4	-3.7	1.3	2.7
Arrangement of freight and cargo.....	31	31	16.0	-2.3	-5.5	-5.1	2.2	4.5
Arrangement of freight and cargo.....	31	3101	16.0	-2.3	-5.5	-5.1	2.2	4.5
Arrangement of freight and cargo.....	31	310101	16.0	-2.3	-5.5	-5.1	2.2	4.5
Freight forwarding.....	31	32	6.5	5.1	0.0	-1.5	0.1	-0.1
Freight forwarding.....	31	3201	6.5	5.1	0.0	-1.5	0.1	-0.1
Freight forwarding.....	31	320101	6.5	5.1	0.0	-1.5	0.1	-0.1
Warehousing, storage, and related services.....	32	—	8.7	5.7	-6.0	4.1	4.4	-5.3
Warehousing, storage, and related services.....	32	1	8.7	5.7	-6.0	4.1	4.4	-5.3
Warehousing, storage, and related services.....	32	11	8.7	5.7	-6.0	4.1	4.4	-5.3
Warehousing, storage, and related services.....	32	1101	8.7	5.7	-6.0	4.1	4.4	-5.3
Warehousing, storage, and related services.....	32	110101	8.7	5.7	-6.0	4.1	4.4	-5.3
Publishing sales, excluding software.....	33	—	4.0	0.2	0.6	0.3	0.3	0.1
Book, periodical, and newspaper publishing sales and subscriptions.....	33	1	4.6	-0.1	0.4	0.2	0.5	-0.4
Sales of books.....	33	11	7.6	0.2	0.8	0.0	0.7	0.1
Sales of textbooks.....	33	1101	8.4	0.3	1.7	-2.6	3.7	-1.9
Sales of textbooks.....	33	110101	8.4	0.3	1.7	-2.6	3.7	-1.9
Sales of technical, scientific, and professional books.....	33	1102	11.4	1.3	0.0	0.5	0.0	0.0
Sales of technical, scientific, and professional books.....	33	110201	11.4	1.3	0.0	0.5	0.0	0.0
Sales of religious books.....	33	1103	11.6	-0.3	-2.8	1.6	2.2	0.8
Sales of religious books.....	33	110301	11.6	-0.3	-2.8	1.6	2.2	0.8
Sales of general adult and juvenile books.....	33	1104	1.9	-0.4	1.8	-0.1	-1.0	1.1
Sales of general adult and juvenile books.....	33	110402	1.9	-0.4	1.8	-0.1	-1.0	1.1
Sales of general reference books.....	33	1105	4.4	0.0	6.4	-1.3	4.8	2.2
Sales of general reference books.....	33	110501	4.4	0.0	6.4	-1.3	4.8	2.2
Sales of digital books.....	33	1106	3.7	-1.6	0.9	2.9	-1.8	2.2
Sales of digital books.....	33	110601	3.7	-1.6	0.9	2.9	-1.8	2.2
Sales and subscriptions of periodicals and newspapers.....	33	12	1.1	-0.4	-0.1	0.4	0.2	-1.1
Sales and subscriptions of periodicals.....	33	1201	0.1	0.0	0.0	0.0	0.0	0.0
Sales and subscriptions of periodicals.....	33	120101	0.1	0.0	0.0	0.0	0.0	0.0
Newspaper subscription and single copy sales.....	33	1202	2.1	-0.8	-0.2	0.7	0.5	-2.0
Newspaper subscriptions, print and online bundled.....	33	120203	17.1	0.3	0.6	0.8	0.6	0.3
Newspaper subscriptions, print only.....	33	120204	0.6	-0.9	-0.3	0.7	0.4	-2.3
Directory, mailing list, and related compilations publishing sales.....	33	2	9.1	-1.3	10.3	1.5	-5.0	3.0
Directory, mailing list, and related compilations publishing sales.....	33	21	9.1	-1.3	10.3	1.5	-5.0	3.0

See footnotes at end of table.

Table 7. Producer price index percentage changes for commodity and service groupings and individual items, not seasonally adjusted — Continued
 [August 2022]

Title	Commodity code		Unadjusted 12-month percent change ¹	Unadjusted 1-month percent change ¹				
	Group code	Item code		Aug. 2021 to Aug. 2022 ^P	Mar. to Apr.	Apr. to May ^P	May to June ^P	June to July ^P
Directory, mailing list, and related compilations publishing sales.	33	2101	9.1	-1.3	10.3	1.5	-5.0	3.0
Directory, mailing list, and related compilations publishing sales.	33	210101	9.1	-1.3	10.3	1.5	-5.0	3.0
Greeting card publishing sales.	33	3	8.6	-0.1	0.0	0.0	0.0	6.5
Greeting card publishing sales.	33	31	8.6	-0.1	0.0	0.0	0.0	6.5
Greeting card publishing sales.	33	3101	8.6	-0.1	0.0	0.0	0.0	6.5
Greeting card publishing sales.	33	310101	8.6	-0.1	0.0	0.0	0.0	6.5
Calendars, yearbooks, and other miscellaneous publishing sales.	33	4	-0.9	-0.4	0.5	0.1	0.0	-1.4
Calendars, yearbooks, and other miscellaneous publishing sales.	33	41	-0.9	-0.4	0.5	0.1	0.0	-1.4
Calendars, yearbooks, and other miscellaneous publishing sales.	33	4101	-0.9	-0.4	0.5	0.1	0.0	-1.4
Calendars, yearbooks, and other miscellaneous publishing sales.	33	410101	-0.9	-0.4	0.5	0.1	0.0	-1.4
Internet publishing and broadcasting subscription, content access, and licensing sales.	33	5	2.1	0.9	0.0	0.3	0.6	-0.3
Internet publishing and broadcasting subscription, content access, and licensing sales.	33	51	2.1	0.9	0.0	0.3	0.6	-0.3
Internet publishing and broadcasting subscription, content access, and licensing sales.	33	5101	2.1	0.9	0.0	0.3	0.6	-0.3
Internet publishing and broadcasting subscription, content access, and licensing sales.	33	510101	2.1	0.9	0.0	0.3	0.6	-0.3
Software publishing.	34	—	0.8	-0.8	0.7	0.2	0.0	0.0
Application software publishing.	34	2	0.9	-1.0	1.1	0.1	-0.1	0.0
Application software publishing.	34	21	0.9	-1.0	1.1	0.1	-0.1	0.0
Desktop and portable device application software publishing.	34	2101	-0.3	-0.1	1.2	0.1	-0.4	-0.3
Desktop and portable device application software publishing.	34	210101	-0.3	-0.1	1.2	0.1	-0.4	-0.3
Application software publishing, cross-industry, vertical market, utilities, and other.	34	2103	0.6	-1.6	2.2	0.3	0.2	0.1
Application software publishing, cross-industry, vertical market, utilities, and other.	34	210301	0.6	-1.6	2.2	0.3	0.2	0.1
Application software publishing, game software.	34	2104	9.1	-1.5	-5.8	-1.1	-0.5	1.4
Application software publishing, game software.	34	210401	9.1	-1.5	-5.8	-1.1	-0.5	1.4
Network compensation from broadcast and cable television and radio.	35	—	3.7	0.0	0.0	1.1	0.0	0.0
Affiliate agreements, programming sales, and retransmission fees for cable and broadcast tv.	35	1	3.8	0.0	0.0	1.1	0.0	0.0
Affiliate agreements, programming sales, and retransmission fees for cable and broadcast tv.	35	11	3.8	0.0	0.0	1.1	0.0	0.0
Affiliate agreements, programming sales, and retransmission fees for cable and broadcast tv.	35	1101	3.8	0.0	0.0	1.1	0.0	0.0
Affiliate agreements, programming sales, and retransmission fees for cable and broadcast tv.	35	110101	3.8	0.0	0.0	1.1	0.0	0.0
Affiliate agreements, programming sales, and retransmission fees for radio.	35	2	0.0	-1.2	1.2	0.0	0.0	0.0
Affiliate agreements, programming sales, and retransmission fees for radio.	35	21	0.0	-1.2	1.2	0.0	0.0	0.0
Affiliate agreements, programming sales, and retransmission fees for radio.	35	2101	0.0	-1.2	1.2	0.0	0.0	0.0
Affiliate agreements, programming sales, and retransmission fees for radio.	35	210101	0.0	-1.2	1.2	0.0	0.0	0.0
Advertising space and time sales.	36	—	4.9	0.8	2.7	-2.4	-1.2	-2.1
Advertising space sales in periodicals, newspapers, directories, and mailing lists.	36	1	0.5	-1.0	0.5	0.3	-0.7	0.2
Advertising space sales in periodicals and newspapers.	36	11	0.6	-1.2	0.6	0.4	-0.9	0.3
Advertising space sales in periodicals.	36	1101	1.5	0.0	0.0	0.0	0.0	0.0
Advertising space sales in specialized, business, and professional periodicals.	36	110101	4.1	0.0	0.0	0.0	0.0	0.0
Advertising space sales in general and consumer periodicals.	36	110102	1.1	0.0	0.0	0.0	0.0	0.0
Advertising space sales in newspapers.	36	1102	-0.3	-2.3	1.1	0.8	-1.6	0.5
Advertising space sales in newspapers, print only.	36	110203	-2.1	-2.7	1.4	0.8	-2.2	0.6
Advertising space sales in newspapers, digital only and print and digital bundled.	36	110204	9.4	-0.3	-0.4	0.6	1.5	0.0
Advertising space sales in directories and mailing lists.	36	12	0.1	0.0	0.0	0.0	0.0	0.0
Advertising space sales in directories and mailing lists.	36	1201	0.1	0.0	0.0	0.0	0.0	0.0
Advertising space sales in directories and mailing lists.	36	120101	0.1	0.0	0.0	0.0	0.0	0.0
Television advertising time sales.	36	2	1.5	2.6	3.7	-7.7	-2.2	-6.0
Television advertising time sales.	36	21	1.5	2.6	3.7	-7.7	-2.2	-6.0
Broadcast and network television advertising time sales.	36	2101	3.5	2.5	5.5	-8.9	-2.5	-1.9

See footnotes at end of table.

Table 7. Producer price index percentage changes for commodity and service groupings and individual items, not seasonally adjusted — Continued
 [August 2022]

Title	Commodity code		Unadjusted 12-month percent change ¹	Unadjusted 1-month percent change ¹				
	Group code	Item code		Aug. 2021 to Aug. 2022 ^P	Mar. to Apr.	Apr. to May ^P	May to June ^P	June to July ^P
Broadcast and network television advertising time sales.....	36	210101	3.5	2.5	5.5	-8.9	-2.5	-1.9
Cable network advertising time sales.....	36	2102	-1.6	3.1	1.4	-6.8	-2.0	-13.1
Cable network advertising time sales.....	36	210201	-1.6	3.1	1.4	-6.8	-2.0	-13.1
Local cable system advertising time sales.....	36	2103	0.0	0.0	0.0	0.0	0.0	0.0
Local cable system advertising time sales.....	36	210301	0.0	0.0	0.0	0.0	0.0	0.0
Radio advertising time sales.....	36	3	-4.0	-3.0	8.3	-2.4	-7.0	-2.2
Radio advertising time sales.....	36	31	-4.0	-3.0	8.3	-2.4	-7.0	-2.2
Radio advertising time sales.....	36	3101	-4.0	-3.0	8.3	-2.4	-7.0	-2.2
Radio advertising time sales.....	36	310101	-4.0	-3.0	8.3	-2.4	-7.0	-2.2
Internet advertising sales, excluding Internet advertising sold by print publishers.....	36	5	18.2	1.0	1.5	3.3	1.7	1.1
Internet advertising sales, excluding Internet advertising sold by print publishers.....	36	51	18.2	1.0	1.5	3.3	1.7	1.1
Internet advertising sales, excluding Internet advertising sold by print publishers.....	36	5101	18.2	1.0	1.5	3.3	1.7	1.1
Telecommunication, cable, and internet user services.....	37	—	2.1	0.0	0.2	0.0	0.9	0.1
Wired telephone services.....	37	1	1.5	0.0	0.0	0.4	0.2	0.4
Residential wired telephone services.....	37	11	2.2	0.0	0.0	0.1	0.3	0.7
Local residential wired telephone service.....	37	1101	1.3	0.0	0.0	0.0	0.0	1.3
Local residential wired telephone service.....	37	110101	1.3	0.0	0.0	0.0	0.0	1.3
Long distance residential wired telephone service.....	37	1102	4.2	0.0	0.0	0.1	0.7	0.1
Long distance residential wired telephone service.....	37	110201	4.2	0.0	0.0	0.1	0.7	0.1
All-distance residential wired telephone service.....	37	1103	0.3	0.0	0.0	0.4	0.1	-0.1
All-distance residential wired telephone service.....	37	110301	0.3	0.0	0.0	0.4	0.1	-0.1
Business wired telephone services.....	37	12	1.5	0.0	0.0	0.7	0.3	0.4
Local business wired telephone service.....	37	1201	3.2	0.0	0.0	1.7	-0.1	1.1
Local business wired telephone service.....	37	120101	3.2	0.0	0.0	1.7	-0.1	1.1
Long distance business wired telephone and other toll service.....	37	1202	-1.5	-0.4	0.0	0.4	0.3	-1.7
Long distance business wired telephone and other toll service.....	37	120201	—	—	—	—	0.3	-1.7
Private line wired telephone service.....	37	1204	0.9	0.0	0.0	0.0	0.6	0.2
Private line wired telephone service.....	37	120401	0.9	0.0	0.0	0.0	0.6	0.2
All-distance business wired telephone service (partial).....	37	1205	—	—	—	0.0	-0.5	0.4
All-distance business wired telephone service.....	37	120501	—	—	—	0.0	-0.5	0.4
Other telephone services.....	37	13	-0.2	0.0	0.0	0.2	-0.1	-0.1
Other telephone services.....	37	1301	-0.2	0.0	0.0	0.2	-0.1	-0.1
Other telephone services.....	37	130104	—	—	0.0	0.2	-0.1	-0.1
Wireless telecommunication services.....	37	2	0.4	0.0	0.6	0.0	0.0	0.0
Cellular phone and other wireless telecommunication services.....	37	21	0.4	0.0	0.6	0.0	0.0	0.0
Cellular phone and other wireless telecommunication services.....	37	2101	0.4	0.0	0.6	0.0	0.0	0.0
Cellular phone and other wireless telecommunication services.....	37	210101	0.4	0.0	0.6	0.0	0.0	0.0
Cable and satellite subscriber services.....	37	3	6.0	0.1	0.3	0.6	0.6	-0.5
Cable and satellite subscriber services.....	37	31	6.0	0.1	0.3	0.6	0.6	-0.5
Cable and satellite subscriber services.....	37	3101	6.0	0.1	0.3	0.6	0.6	-0.5
Cable and satellite subscriber services.....	37	310101	6.0	0.1	0.3	0.6	0.6	-0.5
Internet access services.....	37	4	-1.1	-0.1	-0.3	-0.5	-0.1	-0.2
Internet access services.....	37	41	-1.1	-0.1	-0.3	-0.5	-0.1	-0.2
Residential Internet access services.....	37	4102	-1.8	-0.1	-0.7	-0.5	0.2	-0.9
Residential Internet access services.....	37	410201	-1.8	-0.1	-0.7	-0.5	0.2	-0.9
Business Internet access services.....	37	4103	-0.5	0.0	0.0	-0.5	-0.4	0.5
Business Internet access services.....	37	410301	-0.5	0.0	0.0	-0.5	-0.4	0.5
Bundled wired telecommunications access services.....	37	5	2.7	0.0	0.0	-0.5	2.8	0.5
Bundled wired telecommunications access services.....	37	51	2.7	0.0	0.0	-0.5	2.8	0.5
Bundled wired telecommunications access services.....	37	5101	2.7	0.0	0.0	-0.5	2.8	0.5
Bundled wired telecommunications access services.....	37	510101	2.7	0.0	0.0	-0.5	2.8	0.5
Data processing and related services.....	38	—	-1.9	0.1	0.1	-0.4	-0.3	-0.4
Data processing and related services.....	38	1	-1.9	0.1	0.1	-0.4	-0.3	-0.4
Data processing and related services.....	38	11	-1.9	0.1	0.1	-0.4	-0.3	-0.4
Hosting, ASP and other IT infrastructure provisioning services.....	38	1101	-3.5	0.3	0.2	-0.9	-0.5	-0.8
Hosting, ASP and other IT infrastructure provisioning services.....	38	110101	-3.5	0.3	0.2	-0.9	-0.5	-0.8

See footnotes at end of table.

Table 7. Producer price index percentage changes for commodity and service groupings and individual items, not seasonally adjusted — Continued
[August 2022]

Title	Commodity code		Unadjusted 12-month percent change ¹	Unadjusted 1-month percent change ¹				
	Group code	Item code		Aug. 2021 to Aug. 2022 ^P	Mar. to Apr.	Apr. to May ^P	May to June ^P	June to July ^P
Business process management services.....	38	1102	0.2	0.0	0.0	0.1	0.0	0.0
Business process management services.....	38	110201	0.2	0.0	0.0	0.1	0.0	0.0
Data management, information transformation and other services.....	38	1103	0.3	-0.1	0.0	0.3	0.0	0.0
Data management, information transformation and other services.....	38	110301	0.3	-0.1	0.0	0.3	0.0	0.0
Credit intermediation services (partial).....	39	—	11.8	2.0	-0.4	3.1	2.5	5.3
Loan services (partial).....	39	1	23.7	3.6	-0.4	3.9	3.7	9.0
Business loans (partial).....	39	11	43.2	5.8	0.8	7.5	6.8	12.7
Business loans (partial).....	39	1101	43.2	5.8	0.8	7.5	6.8	12.7
Business loans (partial).....	39	110101	43.2	5.8	0.8	7.5	6.8	12.7
Consumer loans (partial).....	39	12	7.1	2.0	-1.7	0.4	1.0	5.5
Residential real estate loans (partial).....	39	1201	7.2	2.0	-1.5	-0.4	2.0	5.4
Residential real estate loans, except home equity (partial).....	39	120101	4.2	2.2	-1.5	-1.2	1.1	4.8
Home equity loans (partial).....	39	120102	18.6	1.5	-1.7	2.3	5.0	7.5
Vehicle loans (partial).....	39	1202	2.4	3.8	-5.3	2.7	-4.7	5.0
Vehicle loans (partial).....	39	120201	2.4	3.8	-5.3	2.7	-4.7	5.0
Credit cards, overdraft credit, and related plans (partial).....	39	1203	7.9	1.4	-1.7	3.7	-1.7	5.6
Credit cards, overdraft credit, and related plans (partial).....	39	120301	7.9	1.4	-1.7	3.7	-1.7	5.6
Other loans and loan services (partial).....	39	13	13.3	1.3	0.5	1.8	-0.5	4.1
Other loans and loan services (partial).....	39	1301	13.3	1.3	0.5	1.8	-0.5	4.1
Other loans and loan services (partial).....	39	130101	13.3	1.3	0.5	1.8	-0.5	4.1
Deposit services (partial).....	39	2	-8.3	-1.1	-0.2	1.8	0.2	-1.3
Deposit services (partial).....	39	21	-8.3	-1.1	-0.2	1.8	0.2	-1.3
Deposit services (partial).....	39	2101	-8.3	-1.1	-0.2	1.8	0.2	-1.3
Deposit services (partial).....	39	210101	-8.3	-1.1	-0.2	1.8	0.2	-1.3
Other credit intermediation services, including trust services (partial).....	39	3	-5.5	0.1	-1.0	0.3	0.2	-4.9
Other credit intermediation services, including trust services (partial).....	39	31	-5.5	0.1	-1.0	0.3	0.2	-4.9
Other credit intermediation services, including trust services (partial).....	39	3101	-5.5	0.1	-1.0	0.3	0.2	-4.9
Other credit intermediation services, including trust services (partial).....	39	310101	-5.5	0.1	-1.0	0.3	0.2	-4.9
Investment services.....	40	—	-6.5	-1.2	0.4	-3.9	-4.0	4.0
Securities brokerage, dealing, investment advice, and related services.....	40	1	5.8	-0.4	5.3	-4.5	0.1	9.6
Securities brokerage, dealing, investment advice, and related services.....	40	11	5.8	-0.4	5.3	-4.5	0.1	9.6
Securities brokerage, dealing, and investment advice.....	40	1101	-14.9	-2.8	-2.3	-5.4	-5.4	3.3
Securities brokerage, dealing, and investment advice.....	40	110101	-14.9	-2.8	-2.3	-5.4	-5.4	3.3
Securities brokerage and dealing related services (partial).....	40	1102	104.2	11.2	38.4	-1.6	16.3	24.8
Securities brokerage and dealing related services.....	40	110201	104.2	11.2	38.4	-1.6	16.3	24.8
Portfolio management.....	40	2	-13.1	-2.1	-2.0	-2.6	-7.4	1.6
Portfolio management.....	40	21	-13.1	-2.1	-2.0	-2.6	-7.4	1.6
Portfolio management.....	40	2101	-13.1	-2.1	-2.0	-2.6	-7.4	1.6
Portfolio management.....	40	210101	-13.1	-2.1	-2.0	-2.6	-7.4	1.6
Investment banking.....	40	3	-7.2	0.3	-0.5	-7.3	0.0	-0.2
Investment banking.....	40	31	-7.2	0.3	-0.5	-7.3	0.0	-0.2
Investment banking.....	40	3101	-7.2	0.3	-0.5	-7.3	0.0	-0.2
Investment banking.....	40	310101	-7.2	0.3	-0.5	-7.3	0.0	-0.2
Insurance and annuities.....	41	—	1.7	0.1	0.1	0.2	0.4	0.1
Insurance.....	41	1	2.2	0.1	0.1	0.3	0.5	0.1
Insurance.....	41	11	2.2	0.1	0.1	0.3	0.5	0.1
Life insurance.....	41	1101	3.0	-0.1	0.0	0.0	0.4	0.0
Life insurance.....	41	110101	3.0	-0.1	0.0	0.0	0.4	0.0
Disability insurance, including accidental death.....	41	1102	-0.4	0.0	0.0	0.0	-0.3	0.0
Disability insurance, including accidental death.....	41	110201	-0.4	0.0	0.0	0.0	-0.3	0.0
Health and medical insurance.....	41	1103	2.0	0.0	0.0	0.0	0.0	0.0
Health and medical insurance.....	41	110301	2.0	0.0	0.0	0.0	0.0	0.0
Property and casualty insurance.....	41	1104	2.1	0.1	0.2	0.6	0.8	0.1
Property and casualty insurance.....	41	110401	2.1	0.1	0.2	0.6	0.8	0.1
Annuities.....	41	2	-1.6	0.0	-0.1	-0.6	-0.3	0.0
Annuities.....	41	21	-1.6	0.0	-0.1	-0.6	-0.3	0.0
Annuities.....	41	2101	-1.6	0.0	-0.1	-0.6	-0.3	0.0
Annuities.....	41	210101	-1.6	0.0	-0.1	-0.6	-0.3	0.0

See footnotes at end of table.

Table 7. Producer price index percentage changes for commodity and service groupings and individual items, not seasonally adjusted — Continued
 [August 2022]

Title	Commodity code		Unadjusted 12-month percent change ¹	Unadjusted 1-month percent change ¹				
	Group code	Item code		Aug. 2021 to Aug. 2022 ^P	Mar. to Apr.	Apr. to May ^P	May to June ^P	June to July ^P
Commissions and fees from sales and administration of insurance policies (partial).....	42	—	0.2	0.0	0.0	0.0	0.0	0.0
Commissions from sales of insurance.....	42	1	0.2	0.0	0.0	0.0	0.0	0.0
Commissions from sales of insurance.....	42	11	0.2	0.0	0.0	0.0	0.0	0.0
Commissions from sales of life insurance and annuities.....	42	1101	0.6	0.0	0.0	0.0	0.0	0.0
Commissions from sales of life insurance and annuities.....	42	110101	0.6	0.0	0.0	0.0	0.0	0.0
Commissions from sales of health and medical insurance.....	42	1102	0.4	0.0	0.0	0.0	0.0	0.0
Commissions from sales of health and medical insurance.....	42	110201	0.4	0.0	0.0	0.0	0.0	0.0
Commissions from sales of property and casualty insurance.....	42	1103	0.0	0.0	0.0	0.0	0.0	0.0
Commissions from sales of property and casualty insurance.....	42	110301	0.0	0.0	0.0	0.0	0.0	0.0
Commissions from sales of other insurance.....	42	1104	0.1	0.0	0.0	0.0	0.0	0.0
Commissions from sales of other insurance.....	42	110401	0.1	0.0	0.0	0.0	0.0	0.0
Real estate services (partial).....	43	—	6.7	1.8	-0.4	-0.3	0.8	3.0
Nonresidential real estate services.....	43	1	5.5	3.1	-1.1	-1.0	0.7	4.4
Nonresidential real estate rents.....	43	11	5.5	3.7	-1.4	-1.4	0.6	5.5
Office buildings, gross rents.....	43	1101	4.2	0.1	0.8	-1.4	0.2	4.0
Office buildings, gross rents.....	43	110101	4.2	0.1	0.8	-1.4	0.2	4.0
Retail properties, gross rents.....	43	1102	6.9	10.8	-5.9	-1.5	0.9	9.4
Retail properties, gross rents.....	43	110201	6.9	10.8	-5.9	-1.5	0.9	9.4
Industrial buildings, gross rents.....	43	1103	3.5	0.5	0.0	-0.5	0.1	0.1
Industrial buildings, gross rents.....	43	110301	3.5	0.5	0.0	-0.5	0.1	0.1
Self-service storage and miniwarehouses, gross rents.....	43	1104	16.1	1.1	1.7	-0.1	1.5	2.2
Self-service storage and miniwarehouses, gross rents.....	43	110401	16.1	1.1	1.7	-0.1	1.5	2.2
Other nonresidential buildings, gross rents.....	43	1105	-4.4	-1.2	4.2	-2.8	0.8	6.6
Other nonresidential buildings, gross rents.....	43	110501	-4.4	-1.2	4.2	-2.8	0.8	6.6
Nonresidential property sales and leases including land, brokerage fees and commissions.....	43	12	6.2	0.2	0.5	0.4	0.7	0.2
Nonresidential property sales and leases including land, brokerage fees and commissions.....	43	1201	6.2	0.2	0.5	0.4	0.7	0.2
Nonresidential property sales and leases including land, brokerage fees and commissions.....	43	120101	6.2	0.2	0.5	0.4	0.7	0.2
Nonresidential property management fees.....	43	13	4.2	-0.5	0.5	0.8	1.2	-2.3
Nonresidential property management fees.....	43	1301	4.2	-0.5	0.5	0.8	1.2	-2.3
Nonresidential property management fees.....	43	130101	4.2	-0.5	0.5	0.8	1.2	-2.3
Residential real estate services (partial).....	43	2	8.5	-0.3	0.5	0.8	1.0	1.1
Residential property sales and rental, brokerage fees and commissions.....	43	21	10.4	-0.5	1.0	1.1	1.2	1.4
Residential property sales and rental, brokerage fees and commissions.....	43	2101	10.4	-0.5	1.0	1.1	1.2	1.4
Residential property sales and rental, brokerage fees and commissions.....	43	210101	10.4	-0.5	1.0	1.1	1.2	1.4
Residential property management fees.....	43	22	2.9	0.5	-0.9	0.0	0.3	0.3
Residential property management fees.....	43	2201	2.9	0.5	-0.9	0.0	0.3	0.3
Residential property management fees.....	43	220101	2.9	0.5	-0.9	0.0	0.3	0.3
Real estate appraisal fees.....	43	3	10.3	1.9	1.1	-0.1	-0.2	-0.2
Real estate appraisal fees.....	43	31	10.3	1.9	1.1	-0.1	-0.2	-0.2
Real estate appraisal fees.....	43	3101	10.3	1.9	1.1	-0.1	-0.2	-0.2
Real estate appraisal fees.....	43	310101	10.3	1.9	1.1	-0.1	-0.2	-0.2
Rental and leasing of goods (partial).....	44	—	3.8	1.2	-1.2	2.9	1.2	1.0
Passenger car rental.....	44	1	1.2	1.6	-2.7	4.1	2.8	-0.2
Passenger car rental.....	44	11	1.2	1.6	-2.7	4.1	2.8	-0.2
Passenger car rental.....	44	1101	1.2	1.6	-2.7	4.1	2.8	-0.2
Passenger car rental.....	44	110101	1.2	1.6	-2.7	4.1	2.8	-0.2
Truck, trailer, and RV rental and leasing.....	44	2	3.5	1.7	-1.7	2.3	-0.1	0.1
Truck, trailer, and RV rental and leasing.....	44	21	3.5	1.7	-1.7	2.3	-0.1	0.1
Truck, truck trailer and RV rental.....	44	2101	6.4	3.9	-2.6	2.6	1.2	0.4
Truck, truck trailer and RV rental.....	44	210101	6.4	3.9	-2.6	2.6	1.2	0.4
Truck, truck trailer and RV leasing.....	44	2102	1.3	0.0	-1.0	2.1	-1.1	-0.1
Truck, truck trailer and RV leasing.....	44	210201	1.3	0.0	-1.0	2.1	-1.1	-0.1
Construction, mining, and forestry machinery and equipment rental and leasing.....	44	3	8.3	0.1	1.7	1.5	-0.3	3.7
Construction, mining, and forestry machinery and equipment rental and leasing.....	44	31	8.3	0.1	1.7	1.5	-0.3	3.7

See footnotes at end of table.

Table 7. Producer price index percentage changes for commodity and service groupings and individual items, not seasonally adjusted — Continued
 [August 2022]

Title	Commodity code		Unadjusted 12-month percent change ¹ Aug. 2021 to Aug. 2022 ^P	Unadjusted 1-month percent change ¹				
	Group code	Item code		Mar. to Apr.	Apr. to May ^P	May to June ^P	June to July ^P	July to Aug. ^P
Construction, mining, and forestry machinery and equipment rental and leasing.....	44	3101	8.3	0.1	1.7	1.5	-0.3	3.7
Construction, mining, and forestry machinery and equipment rental and leasing.....	44	310101	8.3	0.1	1.7	1.5	-0.3	3.7
Professional services (partial).....	45	—	3.9	0.1	-0.2	0.1	0.0	0.2
Legal services.....	45	1	4.2	0.0	-0.2	-0.1	0.2	0.2
Legal services.....	45	11	4.2	0.0	-0.2	-0.1	0.2	0.2
Legal services.....	45	1101	4.2	0.0	-0.2	-0.1	0.2	0.2
Legal services.....	45	110101	4.2	0.0	-0.2	-0.1	0.2	0.2
Accounting services (partial).....	45	2	3.8	0.7	-0.3	0.8	-0.8	0.6
Accounting services, excluding payroll.....	45	21	3.8	0.7	-0.3	0.8	-0.8	0.6
Financial auditing.....	45	2101	2.8	-0.3	-0.1	-0.6	-1.5	1.7
Financial auditing.....	45	210101	2.8	-0.3	-0.1	-0.6	-1.5	1.7
Tax preparation and planning.....	45	2102	5.0	0.1	0.0	2.5	-0.2	0.3
Tax preparation and planning.....	45	210201	5.0	0.1	0.0	2.5	-0.2	0.3
Bookkeeping and compilation.....	45	2103	9.2	1.4	-1.3	-0.1	0.5	0.2
Bookkeeping and compilation.....	45	210301	9.2	1.4	-1.3	-0.1	0.5	0.2
Other accounting services, including billing and review.....	45	2104	1.1	2.0	-0.5	0.0	-1.4	0.2
Other accounting services, including billing and review.....	45	210401	1.1	2.0	-0.5	0.0	-1.4	0.2
Architectural and engineering services.....	45	3	5.6	0.0	0.1	0.4	0.1	0.4
Architectural services.....	45	31	2.7	0.0	0.2	0.3	0.3	0.0
Architectural services.....	45	3101	2.7	0.0	0.2	0.3	0.3	0.0
Architectural services.....	45	310101	2.7	0.0	0.2	0.3	0.3	0.0
Engineering services.....	45	32	6.0	0.0	0.1	0.4	0.1	0.4
Engineering services.....	45	3201	6.0	0.0	0.1	0.4	0.1	0.4
Engineering services.....	45	320101	6.0	0.0	0.1	0.4	0.1	0.4
Management, scientific, and technical consulting services.....	45	4	0.1	-0.2	-0.5	-0.3	-0.3	-0.1
Management consulting services.....	45	41	0.1	-0.2	-0.5	-0.3	-0.3	-0.1
Administrative and general management consulting services.....	45	4101	-0.5	0.1	-0.5	-0.5	-0.3	0.0
Administrative and general management consulting services.....	45	410101	-0.5	0.1	-0.5	-0.5	-0.3	0.0
Human resources consulting services.....	45	4102	4.1	-2.5	-0.5	0.4	-0.1	-0.1
Human resources consulting services.....	45	410201	4.1	-2.5	-0.5	0.4	-0.1	-0.1
Marketing consulting services.....	45	4103	0.0	0.0	0.0	0.0	0.0	0.0
Marketing consulting services.....	45	410301	0.0	0.0	0.0	0.0	0.0	0.0
Process, physical distribution, and logistics consulting services.....	45	4104	2.1	-0.6	-1.3	0.0	-0.5	-1.1
Process, physical distribution, and logistics consulting services.....	45	410401	2.1	-0.6	-1.3	0.0	-0.5	-1.1
Other management consulting services.....	45	4105	0.3	-0.4	-0.3	-0.1	-0.1	0.2
Other management consulting services.....	45	410501	0.3	-0.4	-0.3	-0.1	-0.1	0.2
Advertising and related services (partial).....	45	5	8.7	0.5	0.0	0.1	0.3	0.0
Advertising agency services.....	45	51	8.7	0.5	0.0	0.1	0.3	0.0
Advertising agency services.....	45	5101	8.7	0.5	0.0	0.1	0.3	0.0
Advertising agency services.....	45	510101	8.7	0.5	0.0	0.1	0.3	0.0
Information technology (IT) technical support and consulting services (partial).....	45	6	3.7	0.3	0.0	0.6	1.9	0.1
Information technology (IT) technical support and consulting services (partial).....	45	61	3.7	0.3	0.0	0.6	1.9	0.1
Information technology (IT) technical support and consulting services (partial).....	45	6101	3.7	0.3	0.0	0.6	1.9	0.1
Information technology (IT) technical support and consulting services (partial).....	45	610101	3.7	0.3	0.0	0.6	1.9	0.1
Employment services.....	46	—	5.0	0.1	0.7	0.1	-0.3	0.1
Permanent placement services.....	46	1	4.8	2.2	-0.4	0.6	1.2	-0.2
Permanent placement services.....	46	11	4.8	2.2	-0.4	0.6	1.2	-0.2
Employment placement services.....	46	1101	4.8	2.2	-0.4	0.6	1.2	-0.2
Employment placement services.....	46	110101	4.8	2.2	-0.4	0.6	1.2	-0.2
Executive search services.....	46	2	-2.2	-0.5	3.5	-0.1	-1.4	-0.8
Executive search services.....	46	21	-2.2	-0.5	3.5	-0.1	-1.4	-0.8
Executive search services.....	46	2101	-2.2	-0.5	3.5	-0.1	-1.4	-0.8
Executive search services.....	46	210101	-2.2	-0.5	3.5	-0.1	-1.4	-0.8
Staffing services.....	46	3	5.2	0.0	0.7	0.1	-0.3	0.2

See footnotes at end of table.

Table 7. Producer price index percentage changes for commodity and service groupings and individual items, not seasonally adjusted — Continued
 [August 2022]

Title	Commodity code		Unadjusted 12-month percent change ¹	Unadjusted 1-month percent change ¹				
	Group code	Item code		Aug. 2021 to Aug. 2022 ^P	Mar. to Apr.	Apr. to May ^P	May to June ^P	June to July ^P
Temporary help services.....	46	31	8.2	0.4	1.3	0.1	-0.9	0.2
Temporary help services.....	46	3101	8.2	0.4	1.3	0.1	-0.9	0.2
Temporary help services.....	46	310101	8.2	0.4	1.3	0.1	-0.9	0.2
Co-employment staffing services.....	46	32	1.8	-0.5	0.0	0.2	0.4	0.1
Co-employment staffing services.....	46	3201	1.8	-0.5	0.0	0.2	0.4	0.1
Co-employment staffing services.....	46	320101	1.8	-0.5	0.0	0.2	0.4	0.1
Travel arrangement services (partial).....	47	—	3.9	2.3	0.7	1.1	0.8	0.4
Arrangement of flights (partial).....	47	1	10.6	7.9	-0.1	0.5	2.1	1.6
Arrangement of international flights.....	47	11	6.6	0.5	-0.1	0.8	3.1	2.3
Arrangement of international flights.....	47	1101	6.6	0.5	-0.1	0.8	3.1	2.3
Arrangement of international flights.....	47	110101	6.6	0.5	-0.1	0.8	3.1	2.3
Arrangement of domestic flights.....	47	12	19.6	25.3	0.0	-0.1	0.1	0.1
Arrangement of domestic flights (partial).....	47	1201	19.6	25.3	0.0	-0.1	0.1	0.1
Arrangement of domestic flights.....	47	120101	19.6	25.3	0.0	-0.1	0.1	0.1
Arrangement of vehicle rentals and lodging.....	47	2	2.0	1.3	-0.3	-0.6	-1.7	-0.7
Arrangement of vehicle rentals and lodging.....	47	21	2.0	1.3	-0.3	-0.6	-1.7	-0.7
Arrangement of vehicle rentals and lodging (partial).....	47	2101	2.0	1.3	-0.3	-0.6	-1.7	-0.7
Arrangement of vehicle rentals and lodging.....	47	210101	2.0	1.3	-0.3	-0.6	-1.7	-0.7
Arrangement of cruises and tours.....	47	3	2.1	-1.7	4.4	5.7	1.8	0.1
Arrangement of cruises and tours.....	47	31	2.1	-1.7	4.4	5.7	1.8	0.1
Arrangement of cruises and tours.....	47	3101	2.1	-1.7	4.4	5.7	1.8	0.1
Arrangement of cruises and tours.....	47	310101	2.1	-1.7	4.4	5.7	1.8	0.1
Other travel arrangements (partial).....	47	4	0.0	0.0	0.0	0.0	0.0	0.0
Other travel arrangements (partial).....	47	41	0.0	0.0	0.0	0.0	0.0	0.0
Other travel arrangements (partial).....	47	4101	0.0	0.0	0.0	0.0	0.0	0.0
Other travel arrangements (partial).....	47	410101	0.0	0.0	0.0	0.0	0.0	0.0
Selected security services (partial).....	48	—	7.0	0.8	-0.2	2.8	0.1	-0.1
Security guard services.....	48	1	7.0	0.8	-0.2	2.8	0.1	-0.1
Security guard services.....	48	11	7.0	0.8	-0.2	2.8	0.1	-0.1
Security guard services.....	48	1101	7.0	0.8	-0.2	2.8	0.1	-0.1
Security guard services.....	48	110101	7.0	0.8	-0.2	2.8	0.1	-0.1
Cleaning and building maintenance services (partial).....	49	—	7.4	1.1	0.5	0.0	-0.1	-0.1
Janitorial services.....	49	1	7.4	1.1	0.5	0.0	-0.1	-0.1
Janitorial services.....	49	11	7.4	1.1	0.5	0.0	-0.1	-0.1
Janitorial services.....	49	1101	7.4	1.1	0.5	0.0	-0.1	-0.1
Janitorial services.....	49	110101	7.4	1.1	0.5	0.0	-0.1	-0.1
Waste collection and remediation services (partial).....	50	—	9.4	1.0	-0.2	-0.2	2.4	0.8
Waste collection.....	50	1	9.4	1.0	-0.2	-0.2	2.4	0.8
Solid waste collection.....	50	11	9.4	1.0	-0.2	-0.2	2.4	0.8
Solid waste collection.....	50	1101	9.4	1.0	-0.2	-0.2	2.4	0.8
Solid waste collection.....	50	110101	9.4	1.0	-0.2	-0.2	2.4	0.8
Health care services.....	51	—	2.7	-0.1	0.1	0.3	0.5	-0.1
Outpatient care (partial).....	51	1	2.1	0.0	0.0	0.3	0.3	-0.2
Outpatient care (partial).....	51	11	2.1	0.0	0.0	0.3	0.3	-0.2
Physician care.....	51	1101	0.7	-0.1	0.0	0.0	0.2	0.0
Medicare patients: physician care.....	51	110102	-2.3	-0.8	0.0	0.0	-0.5	0.0
Medicaid patients: physician care.....	51	110103	0.3	0.5	0.0	0.0	0.0	0.0
Private insurance patients: physician care.....	51	110104	1.9	0.1	0.0	0.0	0.5	0.0
All other patients: physician care.....	51	110105	1.5	0.2	0.0	0.0	0.2	0.0
Medical laboratory and diagnostic imaging center care.....	51	1102	-0.2	-0.1	0.1	0.0	-0.1	0.0
Medical laboratory care.....	51	110201	0.0	0.0	0.1	0.0	-0.1	0.0
Medicare patients: medical laboratory care.....	51	1102011	-1.9	-1.0	0.0	0.0	-1.0	0.0
Medicaid patients: medical laboratory care.....	51	1102012	-0.1	0.0	0.0	0.0	0.0	0.0
Private insurance patients: medical laboratory care.....	51	1102013	0.4	0.2	0.2	0.0	0.2	0.0
All other patients: medical laboratory care.....	51	1102014	0.5	0.0	0.0	0.0	0.0	0.0
Diagnostic imaging center care.....	51	110202	-0.5	-0.1	0.0	0.0	-0.3	0.0
Medicare and Medicaid patients: diagnostic imaging center care.....	51	1102021	-2.1	-0.6	0.0	0.0	-1.1	0.0

See footnotes at end of table.

Table 7. Producer price index percentage changes for commodity and service groupings and individual items, not seasonally adjusted — Continued
 [August 2022]

Title	Commodity code		Unadjusted 12-month percent change ¹	Unadjusted 1-month percent change ¹				
	Group code	Item code		Aug. 2021 to Aug. 2022 ^P	Mar. to Apr.	Apr. to May ^P	May to June ^P	June to July ^P
Private insurance and all other patients: diagnostic imaging center care.....	51	1102024	0.0	0.0	0.0	0.0	0.0	0.0
Home health and hospice care.....	51	1103	1.8	-0.4	0.0	0.0	-0.2	0.0
Home health and hospice care.....	51	110301	1.8	-0.4	0.0	0.0	-0.2	0.0
Medicare and Medicaid patients: home health and hospice care.....	51	11030101	1.9	-0.5	0.0	0.0	-0.3	0.0
Medicare patients: home health and hospice care.....	51	110301011	0.7	-1.0	0.0	0.0	-1.0	0.0
Medicaid patients: home health and hospice care.....	51	110301012	3.2	0.1	0.0	0.0	0.4	0.0
Private insurance and all other patients: home health and hospice care.....	51	11030102	1.4	0.0	0.0	0.0	0.0	0.0
Private insurance patients: home health and hospice care.....	51	110301021	0.1	0.0	0.0	0.0	0.0	0.0
All other patients: home health and hospice care.....	51	110301022	2.0	0.0	0.0	0.0	0.0	0.0
Hospital outpatient care.....	51	1104	3.4	0.2	0.0	0.8	0.7	-0.5
Hospital outpatient care.....	51	110401	3.4	0.2	0.0	0.8	0.7	-0.5
Hospital outpatient care, general medical & surgical hospitals.....	51	1104011	3.3	0.1	0.0	0.8	0.8	-0.6
Medicare patients: hospital outpatient care, general medical and surgical hospitals.....	51	11040111	0.9	-0.9	0.1	0.1	-1.0	0.0
Medicaid patients: hospital outpatient care, general medical and surgical hospitals.....	51	11040112	1.6	-0.1	0.0	0.0	0.4	0.0
Private insurance and all other patients: outpatient care, gen. medical and surgical hospitals.....	51	11040113	3.9	0.3	0.0	1.0	1.2	-0.7
Dental care.....	51	1105	3.2	0.2	0.0	0.1	0.0	0.0
Private insurance patients: dental care.....	51	110502	1.5	0.0	0.0	0.1	0.0	0.0
Private insurance patients: dental visits and consultations.....	51	1105021	3.0	0.1	0.1	0.3	0.0	0.0
Private insurance patients: dental surgical intervention services.....	51	1105022	1.6	0.0	0.0	0.0	0.0	0.0
Private insurance patients: dental non-surgical intervention services.....	51	1105023	0.4	0.0	0.0	0.0	0.0	0.0
Medicare, Medicaid and all other patients: dental care.....	51	110503	5.5	0.5	0.0	0.0	0.0	0.0
Medicare, Medicaid and all other patients: dental visits and consultations.....	51	1105031	11.0	1.2	0.0	0.0	-0.1	0.0
Medicare, Medicaid and all other patients: dental surgical intervention services.....	51	1105032	2.6	0.3	0.0	0.0	0.0	0.0
Medicare and Medicaid and all other patients: dental non-surgical intervention services.....	51	1105033	2.7	0.1	0.0	0.0	0.0	0.0
Inpatient care.....	51	2	3.6	-0.2	0.3	0.2	0.8	0.2
Inpatient care.....	51	21	3.6	-0.2	0.3	0.2	0.8	0.2
Hospital inpatient care.....	51	2101	3.7	-0.4	0.4	0.2	0.8	0.0
Hospital inpatient care.....	51	210101	3.7	-0.4	0.4	0.2	0.8	0.0
Hospital inpatient care, general medical and surgical hospitals.....	51	2101011	3.7	-0.4	0.4	0.1	0.9	0.0
Medicare patients: hospital inpatient care, general medical and surgical hospitals.....	51	21010111	-0.6	-1.0	0.0	0.0	-1.0	0.0
Medicaid patients: hospital inpatient care, general medical and surgical hospitals.....	51	21010112	4.5	0.0	0.0	0.0	1.7	0.0
Private insur. & all other patients: hospital inpatient, general medical and surgical hospitals.....	51	21010113	6.6	-0.1	0.7	0.2	1.9	0.0
Private insurance patients: hospital inpatient care, general medical and surgical hospitals.....	51	210101131	6.5	-0.1	0.9	0.3	2.3	0.0
All other patients: hospital inpatient care, general medical and surgical hospitals.....	51	210101132	7.1	0.0	0.0	0.0	0.0	0.0
Hospital inpatient care, psychiatric & substance abuse hospitals.....	51	2101012	4.5	-0.1	0.0	0.0	-0.4	0.0
Hospital inpatient care, specialty hospitals.....	51	2101013	3.0	0.3	0.6	1.8	0.5	0.0
Medicare patients: hospital inpatient care, specialty hospitals.....	51	21010131	5.3	0.9	0.9	5.2	-2.2	0.0
Medicaid patients: hospital inpatient care, specialty hospitals.....	51	21010132	5.2	-0.1	2.1	-5.8	4.8	0.1
Private insurance and all other patients: hospital inpatient care, specialty hospitals.....	51	21010133	0.8	-0.1	0.1	1.2	1.7	0.0
Nursing home care.....	51	2102	2.8	0.1	0.0	0.2	0.4	1.0
Nursing home care.....	51	210201	2.8	0.1	0.0	0.2	0.4	1.0
Medicare and Medicaid patients: Nursing home care.....	51	21020101	1.8	-0.3	0.1	0.2	0.5	0.3
Medicaid patients: Nursing home care.....	51	210201011	3.4	0.0	0.2	0.3	1.4	0.5
Medicare patients: Nursing home care.....	51	210201012	-0.7	-0.7	0.0	0.0	-1.0	0.0
Private insurance and all other patients: Nursing home care.....	51	21020102	4.0	0.6	-0.1	0.3	0.4	1.8
Private insurance patients: Nursing home care.....	51	210201021	-0.5	-0.5	0.0	0.0	0.0	0.0
All other patients: Nursing home care.....	51	210201022	4.9	0.8	-0.1	0.3	0.4	2.1
Intellectual and developmental disability center care.....	51	2103	6.0	0.8	0.1	0.0	2.4	0.1
Intellectual and developmental disability center care.....	51	210301	6.0	0.8	0.1	0.0	2.4	0.1
Medicaid patients: Intellectual and developmental disability center care.....	51	21030101	7.1	0.9	0.2	0.0	3.4	0.1
Medicare, private ins. & all other patients: Intellectual & develop. disability center care.....	51	21030102	1.3	0.0	0.0	0.0	-1.9	0.0
Sales of blood and blood products, organs, and tissues.....	51	3	3.5	0.1	0.4	0.0	0.4	0.7
Sales of blood and blood products, organs, and tissues.....	51	31	3.5	0.1	0.4	0.0	0.4	0.7

See footnotes at end of table.

Table 7. Producer price index percentage changes for commodity and service groupings and individual items, not seasonally adjusted — Continued
 [August 2022]

Title	Commodity code		Unadjusted 12-month percent change ¹	Unadjusted 1-month percent change ¹				
	Group code	Item code		Aug. 2021 to Aug. 2022 ^P	Mar. to Apr.	Apr. to May ^P	May to June ^P	June to July ^P
Sales of blood and blood products, organs, and tissues.	51	3101	3.5	0.1	0.4	0.0	0.4	0.7
Sales of blood and blood products, organs, and tissues.	51	310101	3.5	0.1	0.4	0.0	0.4	0.7
Accommodation services.	53	—	10.9	-4.7	-2.5	8.9	2.7	-6.3
Traveler accommodation services.	53	1	10.9	-4.7	-2.5	8.9	2.7	-6.3
Traveler accommodation services.	53	11	10.9	-4.7	-2.5	8.9	2.7	-6.3
Guestroom or unit rental.	53	1101	11.0	-5.1	-2.8	9.6	2.7	-6.9
Guestroom or unit rental.	53	110101	11.0	-5.1	-2.8	9.6	2.7	-6.9
Other traveler accommodation services.	53	1102	9.5	0.1	0.9	0.5	2.1	0.5
Other traveler accommodation services.	53	110201	9.5	0.1	0.9	0.5	2.1	0.5
Food and beverage for immediate consumption services (partial).	54	—	-1.1	-1.4	1.5	0.3	0.7	0.1
Food and beverage for immediate consumption services (partial).	54	1	-1.1	-1.4	1.5	0.3	0.7	0.1
Food and nonalcoholic beverages for immediate consumption (partial).	54	11	-3.1	-2.0	1.7	0.1	0.8	0.2
Food and nonalcoholic beverages for immediate consumption (partial).	54	1101	-3.1	-2.0	1.7	0.1	0.8	0.2
Food and nonalcoholic beverages for immediate consumption (partial).	54	110101	-3.1	-2.0	1.7	0.1	0.8	0.2
Alcoholic beverages for immediate consumption (partial).	54	12	9.6	1.8	0.6	1.3	0.1	0.0
Alcoholic beverages for immediate consumption (partial).	54	1201	9.6	1.8	0.6	1.3	0.1	0.0
Alcoholic beverages for immediate consumption (partial).	54	120101	9.6	1.8	0.6	1.3	0.1	0.0
Repair and maintenance services (partial).	55	—	5.5	0.3	0.2	0.4	0.2	0.5
Commercial and industrial machinery and equipment repair and maintenance.	55	1	11.1	0.7	0.0	0.7	0.3	1.6
Commercial and industrial machinery and equipment repair and maintenance.	55	11	11.1	0.7	0.0	0.7	0.3	1.6
Commercial machinery repair and maintenance.	55	1101	11.1	0.7	0.0	0.7	0.3	1.6
Commercial machinery repair and maintenance.	55	110101	11.1	0.7	0.0	0.7	0.3	1.6
Motor vehicle repair and maintenance (partial).	55	2	4.1	0.4	0.4	0.3	0.2	0.0
Motor vehicle repair and maintenance (partial).	55	21	4.1	0.4	0.4	0.3	0.2	0.0
Motor vehicle repair and maintenance (partial).	55	2101	4.1	0.4	0.4	0.3	0.2	0.0
Motor vehicle repair and maintenance (partial).	55	210101	4.1	0.4	0.4	0.3	0.2	0.0
Ship repair and maintenance.	55	3	7.8	0.0	0.0	1.5	0.0	1.1
Ship repair and maintenance.	55	31	7.8	0.0	0.0	1.5	0.0	1.1
Ship repair, military.	55	3101	3.0	0.0	0.0	0.7	0.0	0.2
Ship repair, military.	55	310101	3.0	0.0	0.0	0.7	0.0	0.2
Ship repair, nonmilitary.	55	3102	21.4	0.0	0.0	3.3	0.0	3.1
Ship repair, nonmilitary.	55	310201	21.4	0.0	0.0	3.3	0.0	3.1
Aircraft repair and maintenance.	55	4	3.3	0.0	0.0	0.0	0.2	0.2
Aircraft repair and maintenance.	55	41	3.3	0.0	0.0	0.0	0.2	0.2
Aircraft repair and maintenance.	55	4101	3.3	0.0	0.0	0.0	0.2	0.2
Aircraft repair and maintenance.	55	410101	3.3	0.0	0.0	0.0	0.2	0.2
Entertainment services (partial).	56	—	2.2	-1.6	0.0	-0.4	1.4	-1.2
Membership dues and admissions and recreation facility use fees (partial).	56	1	4.2	0.5	-1.9	0.2	0.8	-0.4
Membership dues and admissions and recreation facility use fees (partial).	56	11	4.2	0.5	-1.9	0.2	0.8	-0.4
Membership dues.	56	1101	4.2	0.0	0.4	0.1	1.4	0.0
Membership dues, golf courses and country clubs.	56	110101	9.1	0.0	0.0	0.0	3.1	0.0
Membership dues, fitness and recreational sports centers.	56	110102	0.6	0.0	0.8	0.3	0.0	0.0
Admissions and recreational facilities use fees (partial).	56	1102	4.2	1.3	-5.9	0.4	-0.2	-1.2
Admissions and recreational facilities use fees, golf courses and country clubs.	56	110201	4.6	0.7	-10.9	0.0	2.9	0.0
Admissions and recreational facilities use fees, fitness and recreational sports centers.	56	110202	1.3	0.0	0.0	-0.2	0.0	0.0
Admissions and recreational facilities use fees, amusement and theme parks.	56	110203	4.2	1.8	-3.8	0.7	-1.8	-1.9
Recreational activity instruction fees (partial).	56	2	1.4	1.1	0.2	0.0	0.1	0.0
Recreational activity instruction fees (partial).	56	21	1.4	1.1	0.2	0.0	0.1	0.0
Recreational activity instruction fees (partial).	56	2101	1.4	1.1	0.2	0.0	0.1	0.0
Recreational activity instruction fees (partial).	56	210101	1.4	1.1	0.2	0.0	0.1	0.0
Gaming receipts (partial).	56	3	-0.2	-4.3	2.6	-1.3	2.2	-2.1
Gaming receipts (partial).	56	31	-0.2	-4.3	2.6	-1.3	2.2	-2.1
Gaming receipts (partial).	56	3101	-0.2	-4.3	2.6	-1.3	2.2	-2.1
Gaming receipts (partial).	56	310101	-0.2	-4.3	2.6	-1.3	2.2	-2.1

See footnotes at end of table.

Table 7. Producer price index percentage changes for commodity and service groupings and individual items, not seasonally adjusted — Continued
 [August 2022]

Title	Commodity code		Unadjusted 12-month percent change ¹	Unadjusted 1-month percent change ¹				
	Group code	Item code		Aug. 2021 to Aug. 2022 ^P	Mar. to Apr.	Apr. to May ^P	May to June ^P	June to July ^P
Wholesale trade services.....	57	—	10.6	1.2	1.0	-0.1	0.8	0.2
Machinery and equipment and parts and supplies wholesaling.....	57	1	16.7	0.1	-0.9	0.9	1.4	0.2
Machinery and equipment and parts and supplies wholesaling.....	57	11	16.7	0.1	-0.9	0.9	1.4	0.2
Parts and supplies for machinery and equipment wholesaling.....	57	1102	12.0	-1.0	0.2	1.0	0.7	0.8
Parts and supplies for machinery and equipment wholesaling.....	57	110201	12.0	-1.0	0.2	1.0	0.7	0.8
Machinery and vehicle wholesaling.....	57	1103	30.1	1.6	-2.3	0.7	2.7	0.2
Machinery and vehicle wholesaling.....	57	110301	30.1	1.6	-2.3	0.7	2.7	0.2
Professional and commercial equipment wholesaling.....	57	1104	-0.1	-0.6	-0.3	1.0	-0.4	-2.2
Professional and commercial equipment wholesaling.....	57	110401	-0.1	-0.6	-0.3	1.0	-0.4	-2.2
Furnishings wholesaling.....	57	2	17.9	1.1	1.6	-3.0	1.5	3.2
Furnishings wholesaling.....	57	21	17.9	1.1	1.6	-3.0	1.5	3.2
Furnishings wholesaling.....	57	2101	17.9	1.1	1.6	-3.0	1.5	3.2
Furnishings wholesaling.....	57	210101	17.9	1.1	1.6	-3.0	1.5	3.2
Building materials, paint, and hardware wholesaling.....	57	3	10.5	1.7	-0.4	1.6	-1.0	-1.5
Building materials, paint, and hardware wholesaling.....	57	31	10.5	1.7	-0.4	1.6	-1.0	-1.5
Building materials, paint, and hardware wholesaling.....	57	3101	10.5	1.7	-0.4	1.6	-1.0	-1.5
Building materials, paint, and hardware wholesaling.....	57	310101	10.5	1.7	-0.4	1.6	-1.0	-1.5
Metals, minerals, and ores wholesaling.....	57	4	-13.3	9.2	4.0	-10.6	-3.0	-2.6
Metals, minerals, and ores wholesaling.....	57	41	-13.3	9.2	4.0	-10.6	-3.0	-2.6
Metals, minerals, and ores wholesaling.....	57	4101	-13.3	9.2	4.0	-10.6	-3.0	-2.6
Metals, minerals, and ores wholesaling.....	57	410101	-13.3	9.2	4.0	-10.6	-3.0	-2.6
Chemicals and allied products wholesaling.....	57	5	1.4	1.3	5.1	-3.7	1.7	2.3
Chemicals and allied products wholesaling.....	57	51	1.4	1.3	5.1	-3.7	1.7	2.3
Chemicals and allied products wholesaling.....	57	5101	1.4	1.3	5.1	-3.7	1.7	2.3
Chemicals and allied products wholesaling.....	57	510101	1.4	1.3	5.1	-3.7	1.7	2.3
Paper and plastics products wholesaling.....	57	6	24.3	4.2	2.5	0.7	-1.4	-0.5
Paper and plastics products wholesaling.....	57	61	24.3	4.2	2.5	0.7	-1.4	-0.5
Paper and plastics products wholesaling.....	57	6101	24.3	4.2	2.5	0.7	-1.4	-0.5
Paper and plastics products wholesaling.....	57	610101	24.3	4.2	2.5	0.7	-1.4	-0.5
Apparel wholesaling.....	57	7	-0.7	-0.1	-4.3	2.8	-1.3	-0.5
Apparel wholesaling.....	57	71	-0.7	-0.1	-4.3	2.8	-1.3	-0.5
Apparel wholesaling.....	57	7101	-0.7	-0.1	-4.3	2.8	-1.3	-0.5
Apparel wholesaling.....	57	710101	-0.7	-0.1	-4.3	2.8	-1.3	-0.5
Food and alcohol wholesaling.....	57	8	14.1	1.0	-0.5	0.8	2.1	0.3
Food and alcohol wholesaling.....	57	81	14.1	1.0	-0.5	0.8	2.1	0.3
Food wholesaling.....	57	8101	14.2	0.9	-1.2	0.7	2.3	0.2
Food wholesaling.....	57	810101	14.2	0.9	-1.2	0.7	2.3	0.2
Alcohol wholesaling.....	57	8102	13.7	1.5	2.1	1.1	1.0	0.5
Alcohol wholesaling.....	57	810201	13.7	1.5	2.1	1.1	1.0	0.5
Other commodities wholesaling.....	57	9	7.4	0.9	4.0	2.6	0.3	0.1
Other commodities wholesaling.....	57	91	7.4	0.9	4.0	2.6	0.3	0.1
Other commodities wholesaling.....	57	9101	7.4	0.9	4.0	2.6	0.3	0.1
Other commodities wholesaling.....	57	910101	7.4	0.9	4.0	2.6	0.3	0.1
Retail trade services.....	58	—	13.2	0.0	-0.7	0.1	0.4	1.6
Food and alcohol retailing.....	58	1	16.4	1.4	0.5	3.7	2.3	-0.6
Food and alcohol retailing.....	58	11	16.4	1.4	0.5	3.7	2.3	-0.6
Food retailing.....	58	1102	17.4	1.7	0.6	4.0	2.6	-0.7
Food retailing.....	58	110201	17.4	1.7	0.6	4.0	2.6	-0.7
Alcohol retailing.....	58	1103	8.1	-0.9	-0.6	1.6	-0.6	-0.2
Alcohol retailing.....	58	110301	8.1	-0.9	-0.6	1.6	-0.6	-0.2
Health and beauty care retailing, including optical goods.....	58	2	7.3	-1.5	7.5	-4.7	3.9	-0.4
Health and beauty care retailing, including optical goods.....	58	21	7.3	-1.5	7.5	-4.7	3.9	-0.4
Health and beauty care retailing, including optical goods.....	58	2101	7.3	-1.5	7.5	-4.7	3.9	-0.4
Health and beauty care retailing, including optical goods.....	58	210101	7.3	-1.5	7.5	-4.7	3.9	-0.4
Apparel, jewelry, footwear, and accessories retailing.....	58	3	-1.0	0.0	-1.2	-2.3	-5.2	0.3
Apparel, jewelry, footwear, and accessories retailing.....	58	31	-1.0	0.0	-1.2	-2.3	-5.2	0.3
Apparel, footwear, and accessories retailing.....	58	3101	-1.6	0.0	-2.1	-2.3	-6.2	0.3

See footnotes at end of table.

Table 7. Producer price index percentage changes for commodity and service groupings and individual items, not seasonally adjusted — Continued
[August 2022]

Title	Commodity code		Unadjusted 12-month percent change ¹	Unadjusted 1-month percent change ¹				
	Group code	Item code		Aug. 2021 to Aug. 2022 ^P	Mar. to Apr.	Apr. to May ^P	May to June ^P	June to July ^P
Apparel, footwear, and accessories retailing.....	58	310101	-1.6	0.0	-2.1	-2.3	-6.2	0.3
Jewelry retailing.....	58	3102	1.9	-0.3	3.6	-2.3	0.3	0.5
Jewelry retailing.....	58	310201	1.9	-0.3	3.6	-2.3	0.3	0.5
Computer hardware, software, and supplies retailing.....	58	4	11.0	-0.4	-3.0	7.0	-0.7	0.3
Computer hardware, software, and supplies retailing.....	58	41	11.0	-0.4	-3.0	7.0	-0.7	0.3
Computer hardware, software, and supplies retailing.....	58	4101	11.0	-0.4	-3.0	7.0	-0.7	0.3
Computer hardware, software, and supplies retailing.....	58	410101	11.0	-0.4	-3.0	7.0	-0.7	0.3
TV, video, and photographic equipment and supplies retailing.....	58	5	-24.1	-3.6	-4.9	12.6	0.4	-0.3
TV, video, and photographic equipment and supplies retailing.....	58	51	-24.1	-3.6	-4.9	12.6	0.4	-0.3
TV, video, and photographic equipment and supplies retailing.....	58	5101	-24.1	-3.6	-4.9	12.6	0.4	-0.3
TV, video, and photographic equipment and supplies retailing.....	58	510101	-24.1	-3.6	-4.9	12.6	0.4	-0.3
Automobiles and automobile parts retailing.....	58	6	24.1	1.0	2.5	3.0	-0.7	0.3
Automobiles and automobile parts retailing.....	58	61	24.1	1.0	2.5	3.0	-0.7	0.3
Automobile retailing (Partial).....	58	6101	25.9	0.9	2.9	3.0	-2.2	0.0
Automobile retailing (Partial).....	58	610101	25.9	0.9	2.9	3.0	-2.2	0.0
Automotive parts, including tires, retailing.....	58	6102	20.3	1.2	1.5	3.1	3.0	0.9
Automotive parts, including tires, retailing.....	58	610201	20.3	1.2	1.5	3.1	3.0	0.9
RVs, trailers, and campers retailing.....	58	8	-18.5	-6.1	-0.7	-15.7	-4.3	0.3
RVs, trailers, and campers retailing.....	58	81	-18.5	-6.1	-0.7	-15.7	-4.3	0.3
RVs, trailers, and campers retailing.....	58	8101	-18.5	-6.1	-0.7	-15.7	-4.3	0.3
RVs, trailers, and campers retailing.....	58	810101	-18.5	-6.1	-0.7	-15.7	-4.3	0.3
Sporting goods, including boats, retailing.....	58	9	-5.7	-2.5	-0.6	-2.0	0.8	3.1
Sporting goods, including boats, retailing.....	58	91	-5.7	-2.5	-0.6	-2.0	0.8	3.1
Sporting goods, including boats, retailing.....	58	9101	-5.7	-2.5	-0.6	-2.0	0.8	3.1
Sporting goods, including boats, retailing.....	58	910101	-5.7	-2.5	-0.6	-2.0	0.8	3.1
Lawn, garden, and farm equipment and supplies retailing.....	58	A	23.6	2.2	5.0	4.5	0.3	-1.4
Lawn, garden, and farm equipment and supplies retailing.....	58	A1	23.6	2.2	5.0	4.5	0.3	-1.4
Lawn, garden, and farm equipment and supplies retailing.....	58	A101	23.6	2.2	5.0	4.5	0.3	-1.4
Lawn, garden, and farm equipment and supplies retailing.....	58	A10101	23.6	2.2	5.0	4.5	0.3	-1.4
Furniture retailing.....	58	B	19.8	-5.6	4.6	4.9	-2.8	-3.4
Furniture retailing.....	58	B1	19.8	-5.6	4.6	4.9	-2.8	-3.4
Furniture retailing.....	58	B101	19.8	-5.6	4.6	4.9	-2.8	-3.4
Furniture retailing.....	58	B10101	19.8	-5.6	4.6	4.9	-2.8	-3.4
Flooring and floor coverings retailing.....	58	C	22.5	3.4	-1.9	0.7	-1.6	-1.5
Flooring and floor coverings retailing.....	58	C1	22.5	3.4	-1.9	0.7	-1.6	-1.5
Flooring and floor coverings retailing.....	58	C101	22.5	3.4	-1.9	0.7	-1.6	-1.5
Flooring and floor coverings retailing.....	58	C10101	22.5	3.4	-1.9	0.7	-1.6	-1.5
Hardware and building materials and supplies retailing.....	58	D	1.6	-1.8	-5.0	-6.4	-6.2	-0.5
Hardware and building materials and supplies retailing.....	58	D1	1.6	-1.8	-5.0	-6.4	-6.2	-0.5
Hardware and building materials and supplies retailing.....	58	D101	1.6	-1.8	-5.0	-6.4	-6.2	-0.5
Hardware and building materials and supplies retailing.....	58	D10101	1.6	-1.8	-5.0	-6.4	-6.2	-0.5
Major household appliance retailing.....	58	E	5.9	5.2	-0.9	-0.8	-0.9	-3.7
Major household appliance retailing.....	58	E1	5.9	5.2	-0.9	-0.8	-0.9	-3.7
Major household appliance retailing.....	58	E101	5.9	5.2	-0.9	-0.8	-0.9	-3.7
Major household appliance retailing.....	58	E10101	5.9	5.2	-0.9	-0.8	-0.9	-3.7
Fuels and lubricants retailing.....	58	F	44.9	2.2	-17.8	-0.1	9.2	14.2
Fuels and lubricants retailing.....	58	F1	44.9	2.2	-17.8	-0.1	9.2	14.2
Automotive fuels and lubricants retailing.....	58	F101	46.7	2.9	-19.1	0.8	9.3	14.3
Automotive fuels and lubricants retailing.....	58	F10101	46.7	2.9	-19.1	0.8	9.3	14.3
Household fuels retailing.....	58	F102	29.7	-5.0	-4.1	-8.2	7.4	13.7
Household fuels retailing.....	58	F10201	29.7	-5.0	-4.1	-8.2	7.4	13.7
Cleaning supplies and paper products retailing.....	58	G	23.7	4.7	0.5	1.2	10.4	-1.4
Cleaning supplies and paper products retailing.....	58	G1	23.7	4.7	0.5	1.2	10.4	-1.4
Cleaning supplies and paper products retailing.....	58	G101	23.7	4.7	0.5	1.2	10.4	-1.4
Cleaning supplies and paper products retailing.....	58	G10101	23.7	4.7	0.5	1.2	10.4	-1.4
Book retailing.....	58	H	3.5	-0.3	-1.7	0.7	2.0	0.3

See footnotes at end of table.

Table 7. Producer price index percentage changes for commodity and service groupings and individual items, not seasonally adjusted — Continued
[August 2022]

Title	Commodity code		Unadjusted 12-month percent change ¹	Unadjusted 1-month percent change ¹				
	Group code	Item code		Aug. 2021 to Aug. 2022 ^P	Mar. to Apr.	Apr. to May ^P	May to June ^P	June to July ^P
Book retailing.....	58	H1	3.5	-0.3	-1.7	0.7	2.0	0.3
Book retailing.....	58	H101	3.5	-0.3	-1.7	0.7	2.0	0.3
Book retailing.....	58	H10101	3.5	-0.3	-1.7	0.7	2.0	0.3
Other merchandise retailing (partial).....	58	I	15.7	-1.5	1.4	2.0	-0.3	7.5
Other merchandise retailing (partial).....	58	I1	15.7	-1.5	1.4	2.0	-0.3	7.5
Other merchandise retailing (partial).....	58	I101	15.7	-1.5	1.4	2.0	-0.3	7.5
Other merchandise retailing (partial).....	58	I10101	15.7	-1.5	1.4	2.0	-0.3	7.5
Metal treatment services.....	59	—	11.9	1.2	0.4	-0.2	1.5	0.6
Metal treatment services.....	59	1	11.9	1.2	0.4	-0.2	1.5	0.6
Metal treatment services.....	59	11	11.9	1.2	0.4	-0.2	1.5	0.6
Metal plating and polishing.....	59	1101	11.4	1.6	0.5	0.0	2.4	1.7
Metal plating and polishing.....	59	110111	11.4	1.6	0.5	0.0	2.4	1.7
Metal coating and allied services.....	59	1102	11.1	1.3	0.2	-0.4	0.5	0.3
Metal coating and allied services.....	59	110222	11.1	1.3	0.2	-0.4	0.5	0.3
Metal heat treating.....	59	1103	14.1	0.6	0.8	0.1	2.6	0.0
Metal heat treating.....	59	110349	14.1	0.6	0.8	0.1	2.6	0.0
Mining services.....	60	—	11.1	0.0	2.2	0.9	-1.2	1.1
Mining services.....	60	1	11.1	0.0	2.2	0.9	-1.2	1.1
Mining services.....	60	11	11.1	0.0	2.2	0.9	-1.2	1.1
Metal mining services.....	60	1101	33.1	4.9	4.1	5.8	3.5	0.0
Metal mining services.....	60	110101	33.1	4.9	4.1	5.8	3.5	0.0
Support activities for coal mining.....	60	1102	5.1	0.6	0.6	0.3	0.3	0.0
Support activities for coal mining.....	60	110201	5.1	0.6	0.6	0.3	0.3	0.0
Drilling oil and gas wells services.....	60	1103	14.8	0.2	0.5	0.1	0.3	0.1
Drilling oil and gas wells services.....	60	110301	14.8	0.2	0.5	0.1	0.3	0.1
Support activities for oil and gas operations.....	60	1104	9.5	-0.2	2.9	1.1	-1.9	1.5
Support activities for oil and gas operations.....	60	110401	9.5	-0.2	2.9	1.1	-1.9	1.5
Nonmetallic minerals mining services.....	60	1105	0.0	0.0	0.0	0.0	0.0	0.0
Nonmetallic minerals mining services.....	60	110501	0.0	0.0	0.0	0.0	0.0	0.0
Contract work on textile products, apparel, and leather.....	61	—	5.7	0.2	0.3	0.1	0.0	0.1
Contract work on textile products and apparel.....	61	1	5.6	0.0	0.3	0.1	0.0	0.1
Contract work on textile products and apparel.....	61	11	5.6	0.0	0.3	0.1	0.0	0.1
Contract work on textile products.....	61	1102	11.7	0.1	0.7	0.2	0.1	0.2
Commission finishing of broadwoven fabrics.....	61	110201	9.7	0.0	0.1	0.1	0.0	0.0
Commission finishing of cotton broadwoven fabrics.....	61	1102011	10.8	0.0	0.0	0.0	0.0	0.0
Other commission finishing of broadwoven fabrics (excl. cotton & wool).....	61	1102012	8.8	0.0	0.1	0.1	0.0	0.0
Commission knit or knit & finishing of weft & warp knit fabric.....	61	110204	24.2	0.4	4.7	1.3	0.6	1.4
Contract work on apparel.....	61	1103	1.4	0.0	0.0	0.0	0.0	0.0
Contract work on women's, girls' and infants' apparel.....	61	11031	0.0	0.0	0.0	0.0	0.0	0.0
Contract work on women's, girls', and infants' nontailored coats, jackets, & other outerwear.....	61	110313	—	0.0	0.0	—	—	—
Contract work on men's and boys' (including unisex) apparel.....	61	11032	3.6	0.0	0.0	0.0	0.0	0.0
Contract work on men's and boys' pants, work apparel, and other outerwear.....	61	110321	5.0	0.0	0.0	0.0	0.0	0.0
Contract work on men's and boys' shirts, tailored suits/coats/jackets, & underwear/nightwear.....	61	110323	0.0	0.0	0.0	0.0	0.0	0.0
Contract & commission receipts for tanning or finishing leather owned by others.....	61	2	13.1	11.3	0.0	0.0	0.0	0.0
Contract & commission receipts for tanning or finishing leather owned by others.....	61	21	13.1	11.3	0.0	0.0	0.0	0.0
Contract and commission receipts for tanning or finishing leather owned by others.....	61	2101	13.1	11.3	0.0	0.0	0.0	0.0
Contract and commission receipts for tanning or finishing leather owned by others.....	61	210101	13.1	11.3	0.0	0.0	0.0	0.0
Construction (partial).....	80	—	20.3	3.0	0.4	0.6	4.2	0.2
New nonresidential building construction.....	80	1	23.9	3.9	0.3	0.5	5.3	0.3
New nonresidential building construction.....	80	11	23.9	3.9	0.3	0.5	5.3	0.3
New warehouse building construction.....	80	1101	33.1	4.7	-0.1	-0.2	5.6	0.0
New warehouse building construction.....	80	110101	33.1	4.7	-0.1	-0.2	5.6	0.0
New school building construction.....	80	1102	19.5	4.1	0.0	0.2	5.2	0.1
New school building construction.....	80	110201	19.5	4.1	0.0	0.2	5.2	0.1

See footnotes at end of table.

Table 7. Producer price index percentage changes for commodity and service groupings and individual items, not seasonally adjusted — Continued
 [August 2022]

Title	Commodity code		Unadjusted 12-month percent change ¹	Unadjusted 1-month percent change ¹				
	Group code	Item code		Aug. 2021 to Aug. 2022 ^p	Mar. to Apr.	Apr. to May ^p	May to June ^p	June to July ^p
New office building construction.....	80	1103	24.1	2.8	0.5	1.0	4.5	0.5
New office building construction.....	80	110301	24.1	2.8	0.5	1.0	4.5	0.5
New industrial building construction.....	80	1104	27.9	4.5	0.7	0.7	6.1	0.3
New industrial building construction.....	80	110401	27.9	4.5	0.7	0.7	6.1	0.3
New health care building construction.....	80	1105	21.2	4.2	0.1	0.3	6.0	0.2
New health care building construction.....	80	110501	21.2	4.2	0.1	0.3	6.0	0.2
Maintenance and repair of nonresidential buildings (partial).....	80	2	10.7	0.8	0.8	0.9	1.1	0.1
Maintenance and repair of nonresidential buildings (partial).....	80	21	10.7	0.8	0.8	0.9	1.1	0.1
Maintenance and repair of nonresidential buildings (partial).....	80	2101	10.7	0.8	0.8	0.9	1.1	0.1
Maintenance and repair of nonresidential buildings (partial).....	80	210101	10.7	0.8	0.8	0.9	1.1	0.1

¹ All indexes are subject to revision for 4 months after their originally scheduled publication to incorporate late reports and corrections by survey respondents.

² Due to incomplete coverage of the services sector, some services indexes in this table reflect only a portion of their wherever-provided output. These indexes are flagged using the term "partial" at the end of their titles. For more information regarding wherever-provided services indexes, go to <https://www.bls.gov/ppi/wepnotice.htm>. This webpage includes methodology documentation, a table identifying missing coverage areas for those indexes with incomplete coverage, and a concordance table between wherever-provided services indexes and Census product codes.

^p Preliminary

"-" Data not available.

Table 8. Producer price indexes and percentage changes for selected commodity and service groupings and individual items, seasonally adjusted
[August 2022, Index base 1982=100, unless otherwise indicated]

Title	Commodity code		Other index base	Seasonally adjusted index ¹					Seasonally adjusted 1-month percent change ¹		
	Group code	Item code		Apr. 2022	May 2022 ^P	June 2022 ^P	July 2022 ^P	Aug. 2022 ^P	May to June ^P	June to July ^P	July to Aug. ^P
Goods											
Fruits & melons, fresh/dry vegs. & nuts.....	01	1		-	-	-	-	-	-	-	-
Fresh fruits and melons.....	01	11		-	-	-	-	-	-	-	-
Citrus fruits.....	01	1101		336.604	327.745	369.424	369.286	364.247	12.7	0.0	-1.4
Other fruits and berries.....	01	1102		150.962	156.464	140.906	145.565	153.259	-9.9	3.3	5.3
Melons.....			12/91	-	-	-	-	-	-	-	-
Fresh and dry vegetables.....	01	13		-	-	-	-	-	-	-	-
Dry vegetables.....	01	1301		273.698	271.538	283.617	260.317	248.176	4.4	-8.2	-4.7
Fresh vegetables, except potatoes.....	01	1302		-	-	-	-	-	-	-	-
Sweet potatoes.....	01	1303		159.812	160.469	157.002	155.806	142.974	-2.2	-0.8	-8.2
Potatoes.....	01	1306	12/11	147.457	156.283	166.264	213.523	242.798	6.4	28.4	13.7
Tree nuts.....				-	-	-	-	-	-	-	-
Tree nuts.....				-	-	-	-	-	-	-	-
Grains.....	01	2		304.904	307.022	312.732	275.829	283.949	1.9	-11.8	2.9
Wheat.....	01	21		-	-	-	-	-	-	-	-
Wheat.....	01	2101		-	-	-	-	-	-	-	-
Other grains.....	01	22		305.443	307.178	318.753	290.353	303.255	3.8	-8.9	4.4
Barley.....	01	2201		347.023	357.618	369.945	337.535	316.549	3.4	-8.8	-6.2
Corn.....	01	2202		297.682	299.173	310.638	284.309	297.079	3.8	-8.5	4.5
Oats.....	01	2203		-	-	-	-	-	-	-	-
Sorghum.....	01	2205	12/91	-	-	-	-	-	-	-	-
Rough rice.....			12/91	-	-	-	-	-	-	-	-
Rough rice.....			12/91	-	-	-	-	-	-	-	-
Livestock.....	01	3		194.618	189.931	190.423	200.901	209.770	0.3	5.5	4.4
Slaughter cattle.....	01	31		204.710	207.970	218.296	214.987	223.494	5.0	-1.5	4.0
Slaughter steers and heifers.....	01	3101		205.699	213.663	220.312	222.519	228.536	3.1	1.0	2.7
Slaughter cows and bulls.....	01	3102		177.434	161.782	186.564	165.009	181.091	15.3	-11.6	9.7
Slaughter vealers.....	01	3103		89.730	95.463	96.315	98.626	99.779	0.9	2.4	1.2
Slaughter hogs.....	01	32		132.612	120.163	115.391	142.116	150.916	-4.0	23.2	6.2
Slaughter barrows and gilts.....	01	3201		129.965	118.334	115.103	142.033	149.303	-2.7	23.4	5.1
Slaughter sows.....	01	3202		-	-	-	-	-	-	-	-
Slaughter lambs.....	01	33		453.960	442.699	332.037	268.265	276.436	-25.0	-19.2	3.0
Slaughter lambs.....	01	3301		453.960	442.699	332.037	268.265	276.436	-25.0	-19.2	3.0
Feeder and replacement cattle.....			09/21	-	-	-	-	-	-	-	-
Feeder and replacement cattle.....			09/21	-	-	-	-	-	-	-	-
Slaughter poultry.....	01	4		410.545	409.556	419.672	416.783	386.601	2.5	-0.7	-7.2
Slaughter chickens.....	01	41		446.609	444.183	453.170	444.349	404.265	2.0	-1.9	-9.0
Broilers and other meat type chickens.....	01	4102		452.824	450.363	459.476	450.532	409.890	2.0	-1.9	-9.0
Slaughter turkeys.....	01	42		292.425	296.708	312.480	333.366	339.116	5.3	6.7	1.7
Slaughter turkeys.....	01	4201		292.425	296.708	312.480	333.366	339.116	5.3	6.7	1.7
Slaughter ducks.....	01	43	12/91	-	-	-	-	-	-	-	-
Slaughter ducks.....	01	4301	12/91	-	-	-	-	-	-	-	-
Raw cotton.....	01	5		-	-	-	-	-	-	-	-
Raw cotton.....	01	51		-	-	-	-	-	-	-	-
Raw cotton.....	01	5101		-	-	-	-	-	-	-	-
Raw milk.....	01	6		210.966	215.603	213.105	213.660	194.765	-1.2	0.3	-8.8
Raw milk.....	01	61		211.819	216.475	213.967	214.524	195.553	-1.2	0.3	-8.8
Raw milk.....	01	6101		211.819	216.475	213.967	214.524	195.553	-1.2	0.3	-8.8
Chicken eggs.....	01	7		-	-	-	-	-	-	-	-
Chicken eggs.....	01	71		-	-	-	-	-	-	-	-
Eggs for fresh use.....	01	7107	12/91	-	-	-	-	-	-	-	-
Breaker stock and checks and undergrades.....	01	7108	12/91	-	-	-	-	-	-	-	-
Hay, hayseeds, and oilseeds.....	01	8		329.698	332.814	345.813	312.504	323.277	3.9	-9.6	3.4
Hay and hayseeds.....	01	81		-	-	-	-	-	-	-	-
Hay and hayseeds.....	01	8101		-	-	-	-	-	-	-	-
Oilseeds.....	01	83		300.205	298.383	312.762	270.315	284.022	4.8	-13.6	5.1
Oilseeds.....	01	8301		300.205	298.383	312.762	270.315	284.022	4.8	-13.6	5.1
Cereal and bakery products.....	02	1		301.564	310.021	310.293	312.585	313.468	0.1	0.7	0.3
Bakery products.....	02	11		-	-	-	-	-	-	-	-
Bread (white, wheat, rye, etc.), including frozen.....			06/06	-	-	-	-	-	-	-	-
Rolls (bread-type), muffins, bagels, and croissants.....	02	1105		-	-	-	-	-	-	-	-
Other sweet goods, excluding frozen.....				-	-	-	-	-	-	-	-
Soft cakes, excluding frozen.....	02	1108		-	-	-	-	-	-	-	-
Cookies, crackers, and related products.....	02	1121		-	-	-	-	-	-	-	-

See footnotes at end of table.

Table 8. Producer price indexes and percentage changes for selected commodity and service groupings and individual items, seasonally adjusted — Continued
 [August 2022, Index base 1982=100, unless otherwise indicated]

Title	Commodity code		Other index base	Seasonally adjusted index ¹					Seasonally adjusted 1-month percent change ¹		
	Group code	Item code		Apr. 2022	May 2022 ^P	June 2022 ^P	July 2022 ^P	Aug. 2022 ^P	May to June ^P	June to July ^P	July to Aug. ^P
Retail bakery products.....	02	1130	06/14	140.420	144.695	149.986	150.051	152.055	3.7	0.0	1.3
Flour and flour base mixes and doughs.....	02	12		-	-	-	-	-	-	-	-
Wheat flour.....	02	1203		-	-	-	-	-	-	-	-
Flour base mixes and doughs.....	02	1204		-	-	-	-	-	-	-	-
Milled rice and byproducts.....	02	13		-	-	-	-	-	-	-	-
Head rice.....	02	1301		-	-	-	-	-	-	-	-
Milled rice (incl second heads, screenings, brewers, bran, sharps, rice flour, and byproducts).....	02	1302	06/84	-	-	-	-	-	-	-	-
Cereal and pasta products.....	02	14		278.824	291.548	290.007	293.462	292.077	-0.5	1.2	-0.5
Dry macaroni, spaghetti, and egg noodle products, made from purchased flour.....	02	1402	06/85	-	-	-	-	-	-	-	-
Cereal and mill products, other than flour.....	02	1409	06/85	263.053	275.478	273.681	274.708	273.094	-0.7	0.4	-0.6
Meats, poultry, and fish.....	02	2		240.945	236.630	236.881	242.265	241.814	0.1	2.3	-0.2
Meats.....	02	21		226.032	212.586	210.695	219.703	221.700	-0.9	4.3	0.9
Beef and veal products, fresh or frozen.....	02	2101		257.297	232.935	236.903	259.429	258.278	1.7	9.5	-0.4
Lamb/mutton, fresh or frozen, not canned or made into sausage, made in slaughtering plants.....	02	2103		-	-	-	-	-	-	-	-
Pork products, fresh, frozen, or processed, except sausage.....	02	2104		178.576	165.332	161.471	160.908	164.036	-2.3	-0.3	1.9
Other meats, fresh, frozen, or canned.....	02	2105		216.997	218.156	211.157	212.691	217.294	-3.2	0.7	2.2
Processed poultry.....	02	22		220.424	234.456	239.331	237.172	232.819	2.1	-0.9	-1.8
Young chickens, including bulk, chilled, frozen, whole, and in parts.....	02	2203		224.569	240.494	244.824	243.263	238.865	1.8	-0.6	-1.8
Turkeys, including frozen, whole, and in parts.....	02	2206		259.427	272.988	267.494	272.547	277.629	-2.0	1.9	1.9
Canned, cooked, smoked or prepared poultry.....	02	2208		-	-	-	-	-	-	-	-
Chicken hens and other poultry/small game.....			12/90	-	-	-	-	-	-	-	-
Unprocessed and prepared seafood.....	02	23		452.354	443.872	441.889	447.654	441.570	-0.4	1.3	-1.4
Unprocessed finfish.....	02	2301		-	-	-	-	-	-	-	-
Canned seafood (including soups, stews, and chowders).....				-	-	-	-	-	-	-	-
Unprocessed shellfish.....	02	2305	12/91	276.020	284.882	289.192	288.650	284.470	1.5	-0.2	-1.4
Prepared fresh and frozen seafood.....			12/11	-	-	-	-	-	-	-	-
Dairy products.....	02	3		249.218	251.531	252.733	251.616	247.297	0.5	-0.4	-1.7
Fluid milk products.....	02	31		294.465	298.964	299.874	300.360	298.107	0.3	0.2	-0.8
Packaged fluid milk and related products.....	02	3103	12/82	307.690	311.960	314.156	313.595	308.513	0.7	-0.2	-1.6
Cottage cheese.....	02	3104	12/82	-	-	-	-	-	-	-	-
Other milk products.....	02	3105	12/82	227.854	233.161	234.853	235.655	235.272	0.7	0.3	-0.2
Bulk fluid milk and cream.....	02	3106	12/91	234.080	236.285	233.443	235.227	237.376	-1.2	0.8	0.9
Butter.....	02	32		-	-	-	-	-	-	-	-
Butter.....	02	3201		-	-	-	-	-	-	-	-
Natural, processed, and imitation cheese.....	02	33		203.659	207.325	206.655	203.744	193.756	-0.3	-1.4	-4.9
Natural cheese, except cottage cheese.....	02	3302		193.903	198.104	196.181	193.012	183.141	-1.0	-1.6	-5.1
Processed cheese and related products.....	02	3303		205.804	206.836	209.911	208.578	199.398	1.5	-0.6	-4.4
Cheese substitutes and imitations.....			06/88	-	-	-	-	-	-	-	-
Raw liquid whey.....			12/04	-	-	-	-	-	-	-	-
Ice cream and frozen desserts.....	02	34		-	-	-	-	-	-	-	-
Ice cream and frozen desserts.....			06/83	-	-	-	-	-	-	-	-
Dry, condensed, and evaporated milk products.....	02	35		-	-	-	-	-	-	-	-
Dry milk products, including feed grade.....	02	3502	12/83	-	-	-	-	-	-	-	-
Liquid milk products.....			12/83	-	-	-	-	-	-	-	-
Ice cream mixes and related products.....			06/02	-	-	-	-	-	-	-	-
Processed fruits and vegetables.....	02	4		-	-	-	-	-	-	-	-
Canned fruits and juices.....	02	41		-	-	-	-	-	-	-	-
Canned fruits, excluding baby foods.....	02	4101		-	-	-	-	-	-	-	-
Canned and fresh fruit juices, nectars, and concentrates.....	02	4102		-	-	-	-	-	-	-	-
Frozen fruits, juices and ades.....	02	42		-	-	-	-	-	-	-	-
Frozen fruits.....	02	4202		-	-	-	-	-	-	-	-
Canned vegetables and juices.....	02	44		-	-	-	-	-	-	-	-
Canned vegetables and juices.....	02	4401		-	-	-	-	-	-	-	-
Frozen vegetables.....	02	45		-	-	-	-	-	-	-	-
Frozen potato products (French-fried, patties, puffs, etc.).....	02	4502	12/90	220.470	230.605	235.815	236.163	244.030	2.3	0.1	3.3
Frozen vegetables, other than potato products.....	02	4505	12/90	-	-	-	-	-	-	-	-
Dried and dehydrated food.....			12/03	-	-	-	-	-	-	-	-
Dried and dehydrated food.....			12/03	-	-	-	-	-	-	-	-
Sugar and confectionery.....	02	5		-	-	-	-	-	-	-	-
Raw cane sugar and sugar cane mill products and byproducts.....				-	-	-	-	-	-	-	-
Raw cane sugar and sugarcane mill products and byproducts.....	02	5201		-	-	-	-	-	-	-	-
Refined sugar products and byproducts.....				-	-	-	-	-	-	-	-
Refined sugar products and byproducts.....			12/02	-	-	-	-	-	-	-	-
Confectionery materials.....	02	54		-	-	-	-	-	-	-	-
Confectionery materials.....	02	5401		-	-	-	-	-	-	-	-

See footnotes at end of table.

Table 8. Producer price indexes and percentage changes for selected commodity and service groupings and individual items, seasonally adjusted — Continued
 [August 2022, Index base 1982=100, unless otherwise indicated]

Title	Commodity code		Other index base	Seasonally adjusted index ¹					Seasonally adjusted 1-month percent change ¹		
	Group code	Item code		Apr. 2022	May 2022 ^P	June 2022 ^P	July 2022 ^P	Aug. 2022 ^P	May to June ^P	June to July ^P	July to Aug. ^P
Confectionery end products.....	02	55		-	-	-	-	-	-	-	-
Candy and nuts.....			06/83	-	-	-	-	-	-	-	-
Beverages and beverage materials.....	02	6		230.781	230.390	231.898	231.935	238.666	0.7	0.0	2.9
Alcoholic beverages.....	02	61		210.275	210.811	211.196	210.495	210.651	0.2	-0.3	0.1
Malt beverages.....	02	6101		224.315	224.310	224.872	224.872	224.841	0.3	0.0	0.0
Distilled and bottled liquor, excluding brandy.....	02	6102		196.394	196.833	197.300	194.207	194.399	0.2	-1.6	0.1
Wines, brandy, and brandy spirits.....			12/83	-	-	-	-	-	-	-	-
Soft drinks.....	02	62		-	-	-	-	-	-	-	-
Soft drinks, non-carbonated and bottled water.....				-	-	-	-	-	-	-	-
Soft drinks, bottle/can, carbonated, all types.....			12/11	-	-	-	-	-	-	-	-
Packaged beverage materials.....	02	63		-	-	-	-	-	-	-	-
Coffee (whole bean, ground, & instant).....	02	6301		-	-	-	-	-	-	-	-
Tea in consumer packages, exc. canned ice tea.....	02	6303		-	-	-	-	-	-	-	-
Other beverage materials.....	02	64		288.781	290.129	298.077	299.727	316.932	2.7	0.6	5.7
Other beverage materials.....	02	6401		288.781	290.129	298.077	299.727	316.932	2.7	0.6	5.7
Fats and oils.....	02	7		-	-	-	-	-	-	-	-
Shortening, cooking oil, and margarine.....	02	78		-	-	-	-	-	-	-	-
Shortening, cooking oil, and margarine.....	02	7801		-	-	-	-	-	-	-	-
Other oilseed processing.....	02	7A	12/04	-	-	-	-	-	-	-	-
Other oilseed processing.....	02	7A01	12/04	-	-	-	-	-	-	-	-
Corn oil, crude and refined.....			01/16	-	-	-	-	-	-	-	-
Corn oil, made by wet milling.....			01/16	-	-	-	-	-	-	-	-
Miscellaneous processed foods.....	02	8		-	-	-	-	-	-	-	-
Canned jams, jellies, and preserves.....	02	81		-	-	-	-	-	-	-	-
Canned jams, jellies, and preserves.....				-	-	-	-	-	-	-	-
Pickles and other pickled products, including horseradish.....	02	82		-	-	-	-	-	-	-	-
Pickles and other pickled products.....	02	8201		-	-	-	-	-	-	-	-
Specialty canning.....	02	84		-	-	-	-	-	-	-	-
Specialty canning.....	02	8401		-	-	-	-	-	-	-	-
Frozen specialty food.....	02	85		-	-	-	-	-	-	-	-
Frozen specialty food.....	02	8501		-	-	-	-	-	-	-	-
Prepared sauces, except tomato.....				-	-	-	-	-	-	-	-
Prepared sauces, excluding tomato-based sauces and sauces comprised of 20 percent or more meat.....				-	-	-	-	-	-	-	-
Other miscellaneous processed foods.....				-	-	-	-	-	-	-	-
Other miscellaneous processed foods.....				-	-	-	-	-	-	-	-
Prepared animal feeds.....	02	9		-	-	-	-	-	-	-	-
Soybean cake, meal, and other byproducts.....	02	92		-	-	-	-	-	-	-	-
Soybean cake, meal, and byproducts.....	02	9201		-	-	-	-	-	-	-	-
Formula feeds.....	02	93		292.088	294.889	294.485	297.747	304.779	-0.1	1.1	2.4
Formula feeds.....	02	9301		292.088	294.889	294.485	297.747	304.779	-0.1	1.1	2.4
Miscellaneous feedstuffs.....	02	94		318.342	329.516	340.609	340.194	341.888	3.4	-0.1	0.5
Pet food.....	02	9402		-	-	-	-	-	-	-	-
Miscellaneous feedstuffs other than pet food.....	02	9403		321.944	334.232	341.130	344.384	344.878	2.1	1.0	0.1
Synthetic fibers.....	03	1		-	-	-	-	-	-	-	-
Unprocessed filament yarns.....	03	15		-	-	-	-	-	-	-	-
Noncellulosic fibers.....				-	-	-	-	-	-	-	-
Noncellulosic and cellulosic organic fibers.....			05/22	-	-	-	-	-	-	-	-
Processed yarns and threads.....	03	2		-	-	-	-	-	-	-	-
Yarns.....	03	26		-	-	-	-	-	-	-	-
Spun cotton yarns.....	03	2601		181.309	185.324	187.377	192.688	193.707	1.1	2.8	0.5
Spun synthetic yarns.....				-	-	-	-	-	-	-	-
Textured and twisted yarns.....	03	2604	12/88	-	-	-	-	-	-	-	-
Other spun noncellulosic and natural fiber (excluding cotton and wool) yarns.....	03	2607	06/08	-	-	-	-	-	-	-	-
Thread.....	03	27		-	-	-	-	-	-	-	-
Thread.....			12/00	-	-	-	-	-	-	-	-
Greige fabrics.....	03	3		-	-	-	-	-	-	-	-
Greige broadwoven fabrics.....	03	37		-	-	-	-	-	-	-	-
Greige manmade, silk, and other natural fiber (exc cotton/wool) broadwoven fabrics.....	03	3703		-	-	-	-	-	-	-	-
Greige knit fabrics.....	03	38		-	-	-	-	-	-	-	-
Weft (circular) knit fabrics, greige goods (excluding hosiery).....	03	3803		-	-	-	-	-	-	-	-
Warp knit fabrics, greige goods (excluding hosiery).....	03	3804		-	-	-	-	-	-	-	-
Tire cord and tire fabric.....	03	39	06/84	-	-	-	-	-	-	-	-
Tire cord and tire fabrics.....	03	3901	06/84	-	-	-	-	-	-	-	-

See footnotes at end of table.

Table 8. Producer price indexes and percentage changes for selected commodity and service groupings and individual items, seasonally adjusted — Continued
 [August 2022, Index base 1982=100, unless otherwise indicated]

Title	Commodity code		Other index base	Seasonally adjusted index ¹					Seasonally adjusted 1-month percent change ¹		
	Group code	Item code		Apr. 2022	May 2022 ^P	June 2022 ^P	July 2022 ^P	Aug. 2022 ^P	May to June ^P	June to July ^P	July to Aug. ^P
Finished fabrics.....	03	4		-	-	-	-	-	-	-	-
Finished broadwoven fabrics.....	03	42		-	-	-	-	-	-	-	-
Finished cotton broadwoven fabrics.....	03	4201		-	-	-	-	-	-	-	-
Finished manmade, silk, and other natural fiber (exc. cotton and wool) broadwoven fabrics.....	03	4203		-	-	-	-	-	-	-	-
Woven and braided narrow fabrics.....	03	44		-	-	-	-	-	-	-	-
Woven and braided narrow fabrics.....	03	4402	06/84	-	-	-	-	-	-	-	-
Nonwoven fabrics and felts.....	03	45		-	-	-	-	-	-	-	-
Nonwoven fabrics and felts.....	03	4503		-	-	-	-	-	-	-	-
Coated fabrics, not rubberized.....	03	46	06/85	-	-	-	-	-	-	-	-
Coated fabrics, not rubberized.....	03	4601	06/85	-	-	-	-	-	-	-	-
Screen printed textile materials, embroideries, and lace goods.....			06/85	-	-	-	-	-	-	-	-
Screen printed textile and apparel materials and embroideries.....			06/85	-	-	-	-	-	-	-	-
Knit fabrics, finished in knitting mills.....			12/03	-	-	-	-	-	-	-	-
Weft (circular) knit fabrics, knit and finished in the same establishment (excluding hosiery).....			12/03	-	-	-	-	-	-	-	-
Warp knit goods, knit and finished in the same establishment.....			12/03	-	-	-	-	-	-	-	-
Apparel & other fabricated textile prods.....	03	8		-	-	-	-	-	-	-	-
Apparel.....	03	81		-	-	-	-	-	-	-	-
Miscellaneous apparel and accessories.....			12/83	-	-	-	-	-	-	-	-
Women's, girls', and infants' cut and sew apparel.....			12/03	-	-	-	-	-	-	-	-
Men's and boys' cut and sew apparel.....			12/03	-	-	-	-	-	-	-	-
Apparel made in knitting mills.....			12/03	-	-	-	-	-	-	-	-
Textile house furnishings.....	03	82		-	-	-	-	-	-	-	-
Textile house furnishings.....	03	8203	06/83	-	-	-	-	-	-	-	-
Industrial and other fabricated products.....				-	-	-	-	-	-	-	-
Industrial and other fabricated products.....	03	8303		-	-	-	-	-	-	-	-
Miscellaneous textile products/services.....	03	9	06/85	-	-	-	-	-	-	-	-
Miscellaneous textile products/services.....			09/18	-	-	-	-	-	-	-	-
Miscellaneous textile products/services.....			09/18	-	-	-	-	-	-	-	-
Hides and skins, incl. cattle.....	04	1		126.110	118.656	120.874	119.716	115.972	1.9	-1.0	-3.1
Hides and skins, incl. cattle.....	04	19	06/01	57.736	54.323	55.339	54.809	53.094	1.9	-1.0	-3.1
Hides, skins, and pelts, made in slaughtering plants.....	04	1901	06/01	57.736	54.323	55.339	54.809	53.094	1.9	-1.0	-3.1
Leather.....	04	2		196.266	191.995	196.122	208.345	206.523	2.1	6.2	-0.9
Finished and unfinished leather.....	04	27	12/97	107.593	105.252	107.514	114.215	113.216	2.1	6.2	-0.9
Finished and unfinished leather.....	04	2701	12/97	107.593	105.252	107.514	114.215	113.216	2.1	6.2	-0.9
Footwear.....	04	3		227.310	230.569	231.084	234.651	238.082	0.2	1.5	1.5
Men's nonathletic footwear.....	04	31		256.760	261.121	261.691	266.781	272.295	0.2	1.9	2.1
Men's footwear (size 6 and larger), excluding athletic.....	04	3105	12/93	179.057	182.098	182.495	186.067	189.900	0.2	2.0	2.1
Women's nonathletic footwear.....	04	32		-	-	-	-	-	-	-	-
Women's footwear (size 4 and larger), excluding athletic.....	04	3205	12/93	-	-	-	-	-	-	-	-
Other leather and related products.....	04	4		-	-	-	-	-	-	-	-
Luggage and small leather goods.....	04	41		-	-	-	-	-	-	-	-
Luggage and small leather goods.....	04	4101		-	-	-	-	-	-	-	-
Leather and leather-like goods, n.e.c.....	04	45	06/85	-	-	-	-	-	-	-	-
Leather and leather-like goods, n.e.c.....	04	4501	06/85	-	-	-	-	-	-	-	-
Coal.....	05	1		272.609	275.194	292.527	302.173	295.614	6.3	3.3	-2.2
Anthracite.....	05	11		231.628	233.029	241.373	269.505	277.455	3.6	11.7	2.9
Prepared anthracite shipped.....	05	1101		274.936	276.878	286.792	320.068	329.583	3.6	11.6	3.0
Bituminous coal and lignite.....	05	12		272.681	275.272	292.653	302.167	295.514	6.3	3.3	-2.2
Unprepared bituminous coal and lignite.....	05	1208		-	-	-	-	-	-	-	-
Prepared bituminous coal and lignite.....	05	1209	12/01	309.668	316.243	338.913	353.716	348.264	7.2	4.4	-1.5
Gas fuels.....				-	-	-	-	-	-	-	-
Natural gas.....				-	-	-	-	-	-	-	-
Natural gas.....				-	-	-	-	-	-	-	-
Liquefied petroleum gas.....	05	32		-	-	-	-	-	-	-	-
Liquefied petroleum gas.....				-	-	-	-	-	-	-	-
Electric power.....	05	4		241.970	241.372	247.308	251.121	253.976	2.5	1.5	1.1
Residential electric power.....	05	41	12/90	205.016	206.426	209.066	210.921	212.997	1.3	0.9	1.0
Residential electric power.....	05	4121	12/90	205.016	206.426	209.066	210.921	212.997	1.3	0.9	1.0
Commercial electric power.....	05	42		227.675	224.449	235.210	239.555	242.861	4.8	1.8	1.4
Commercial electric power.....	05	4221	12/90	199.277	196.454	206.070	209.667	212.571	4.9	1.7	1.4
Industrial electric power.....	05	43		271.383	274.371	273.828	281.075	283.992	-0.2	2.6	1.0
Industrial electric power.....	05	4321	12/90	228.192	230.705	230.248	236.333	238.813	-0.2	2.6	1.0
Transportation electric power.....	05	46	12/10	132.381	133.273	117.858	119.950	120.034	-11.6	1.8	0.1
Transportation electric power.....	05	4621	12/10	132.381	133.273	117.858	119.950	120.034	-11.6	1.8	0.1

See footnotes at end of table.

Table 8. Producer price indexes and percentage changes for selected commodity and service groupings and individual items, seasonally adjusted — Continued
 [August 2022, Index base 1982=100, unless otherwise indicated]

Title	Commodity code		Other index base	Seasonally adjusted index ¹					Seasonally adjusted 1-month percent change ¹		
	Group code	Item code		Apr. 2022	May 2022 ^P	June 2022 ^P	July 2022 ^P	Aug. 2022 ^P	May to June ^P	June to July ^P	July to Aug. ^P
Utility natural gas.....	05	5	12/90	274.291	310.364	343.447	309.829	321.055	10.7	-9.8	3.6
Residential natural gas.....	05	51	12/90	276.604	292.154	310.712	302.681	305.447	6.4	-2.6	0.9
Residential natural gas.....	05	5121	12/90	276.604	292.154	310.712	302.681	305.447	6.4	-2.6	0.9
Commercial natural gas.....	05	52	12/90	274.395	299.430	323.877	316.426	328.983	8.2	-2.3	4.0
Commercial natural gas.....	05	5221	12/90	274.395	299.430	323.877	316.426	328.983	8.2	-2.3	4.0
Industrial natural gas.....	05	53	12/90	223.498	258.667	287.451	261.503	289.962	11.1	-9.0	10.9
Industrial natural gas.....	05	5321	12/90	223.498	258.667	287.451	261.503	289.962	11.1	-9.0	10.9
Natural gas to electric power.....	05	54	12/90	237.623	293.051	339.456	275.029	290.544	15.8	-19.0	5.6
Natural gas to electric power.....	05	5421	12/90	237.623	293.051	339.456	275.029	290.544	15.8	-19.0	5.6
Crude petroleum (domestic production).....	05	6		-	-	-	-	-	-	-	-
Crude petroleum (domestic production).....	05	61		-	-	-	-	-	-	-	-
Crude petroleum (domestic production).....	05	6101		-	-	-	-	-	-	-	-
Petroleum products, refined.....	05	7		380.347	402.434	453.529	391.834	347.375	12.7	-13.6	-11.3
Gasoline.....	05	71		309.727	336.666	395.046	326.129	284.702	17.3	-17.4	-12.7
Unleaded premium gasoline.....	05	7103		330.301	365.245	424.039	370.098	313.624	16.1	-12.7	-15.3
Unleaded regular gasoline.....	05	7104		304.260	330.010	388.053	316.305	277.751	17.6	-18.5	-12.2
Unleaded mid-premium gasoline.....	05	7105	12/87	476.334	538.461	669.759	557.768	473.128	24.4	-16.7	-15.2
Kerosene and jet fuels.....	05	72		-	-	-	-	-	-	-	-
Kerosene.....	05	7202		-	-	-	-	-	-	-	-
Jet fuel.....	05	7203		-	-	-	-	-	-	-	-
Light fuel oils.....	05	73		529.852	543.166	610.471	523.819	463.825	12.4	-14.2	-11.5
Home heating oil and distillates.....	05	7302		376.476	390.785	404.959	359.106	315.169	3.6	-11.3	-12.2
No. 2 diesel fuel.....	05	7303		564.980	578.681	653.884	559.883	496.044	13.0	-14.4	-11.4
Residual fuels (heavy fuel oils, incl. #5, #6, & other residual fuels).....	05	74		-	-	-	-	-	-	-	-
Residual fuels (heavy fuel oils, incl. #5, #6, & other residual fuels).....	05	7407	06/85	-	-	-	-	-	-	-	-
Finished lubricants.....	05			-	-	-	-	-	-	-	-
Lubricating and similar oils.....	05	7604	06/85	-	-	-	-	-	-	-	-
Lubricating oil base stocks.....	05		06/09	-	-	-	-	-	-	-	-
Lubricating oil base stocks.....	05		06/09	-	-	-	-	-	-	-	-
Asphalt and other petroleum and coal products, n.e.c.....	05	8	12/84	489.866	554.067	547.370	511.256	498.241	-1.2	-6.6	-2.5
Asphalt and other petroleum and coal products, n.e.c.....	05	81	12/84	489.866	554.067	547.370	511.256	498.241	-1.2	-6.6	-2.5
Asphalt.....	05	8102	06/85	351.742	397.924	404.829	384.698	360.383	1.7	-5.0	-6.3
Other petroleum and coal products, including coke oven products, n.e.c.....	05		12/84	-	-	-	-	-	-	-	-
Industrial chemicals.....	06	1		356.866	372.900	375.910	385.660	364.611	0.8	2.6	-5.5
Basic inorganic chemicals.....	06	13		-	-	-	-	-	-	-	-
Inorganic chemicals, other than alkalis and chlorine.....	06	1302		-	-	-	-	-	-	-	-
Alkalis and chlorine, including natural sodium carbonate and sulfate.....	06	1303		-	-	-	-	-	-	-	-
Basic organic chemicals.....	06	14		359.663	376.232	378.999	388.004	363.334	0.7	2.4	-6.4
Primary basic organic chemicals.....	06			-	-	-	-	-	-	-	-
Cyclic intermediate chemicals and dyes.....	06			-	-	-	-	-	-	-	-
Other basic organics.....	06	1403		312.222	326.443	328.807	334.517	336.613	0.7	1.7	0.6
Paints and allied products.....	06	2		-	-	-	-	-	-	-	-
Prepared paint.....	06	21		-	-	-	-	-	-	-	-
Architectural coatings.....	06	2101		-	-	-	-	-	-	-	-
OEM finishes excluding marine coatings.....	06		06/83	-	-	-	-	-	-	-	-
Special purpose coatings, incl. marine, industrial & construction coatings.....	06	2103	06/83	-	-	-	-	-	-	-	-
Paint materials.....	06	22		-	-	-	-	-	-	-	-
Paint colors.....	06			-	-	-	-	-	-	-	-
Kaolin and ball clay.....	06	2204		-	-	-	-	-	-	-	-
Allied and miscellaneous paint products.....	06	23	06/83	416.838	416.323	426.197	424.002	423.975	2.4	-0.5	0.0
Allied and miscellaneous paint products.....	06	2301	06/83	416.838	416.323	426.197	424.002	423.975	2.4	-0.5	0.0
Drugs and pharmaceuticals.....	06	3		640.311	640.783	643.202	646.829	648.718	0.4	0.6	0.3
Medicinal and botanical chemicals, drugs, and other products.....	06	31		-	-	-	-	-	-	-	-
Medicinal and botanical chemicals, drugs, and other products.....	06		06/82	-	-	-	-	-	-	-	-
Biological products, including diagnostics.....	06	37		309.108	309.623	310.509	311.616	312.505	0.3	0.4	0.3
Biological products, excluding diagnostic, for veterinary, industrial, and all other misc. uses.....	06	3717	12/04	-	-	-	-	-	-	-	-
Diagnostics.....	06		06/09	-	-	-	-	-	-	-	-
Biological products, excluding diagnostic, for human use.....	06	3719	06/09	150.615	151.353	151.962	152.392	152.818	0.4	0.3	0.3
Pharmaceutical preparations.....	06	38	06/01	280.073	280.436	280.849	282.712	283.594	0.1	0.7	0.3
Pharmaceuticals affecting neoplasms, the endocrine system, & metabolic diseases.....	06	3801	06/01	309.008	309.624	309.902	310.815	311.642	0.1	0.3	0.3
Pharmaceuticals acting on the central nervous system and the sense organs.....	06	3802	06/01	323.154	323.475	324.045	327.688	329.463	0.2	1.1	0.5
Pharmaceuticals acting on the cardiovascular system.....	06	3803	06/01	423.694	424.539	424.964	426.574	427.952	0.1	0.4	0.3
Pharmaceuticals acting on the respiratory system.....	06	3804	06/01	231.062	231.292	231.986	232.181	232.714	0.3	0.1	0.2
Pharmaceuticals acting on the digestive or the genito-urinary systems.....	06		06/01	-	-	-	-	-	-	-	-

See footnotes at end of table.

Table 8. Producer price indexes and percentage changes for selected commodity and service groupings and individual items, seasonally adjusted — Continued
 [August 2022, Index base 1982=100, unless otherwise indicated]

Title	Commodity code		Other index base	Seasonally adjusted index ¹					Seasonally adjusted 1-month percent change ¹		
	Group code	Item code		Apr. 2022	May 2022 ^P	June 2022 ^P	July 2022 ^P	Aug. 2022 ^P	May to June ^P	June to July ^P	July to Aug. ^P
Pharmaceuticals acting on the skin.....			06/01	-	-	-	-	-	-	-	-
Vitamin, nutrient, and hematonic preparations.....			06/01	-	-	-	-	-	-	-	-
Pharmaceuticals affecting parasitic and infective diseases.....	06	3808	06/01	272.410	272.682	272.954	273.200	273.397	0.1	0.1	0.1
Fats and oils, inedible.....	06	4		-	-	-	-	-	-	-	-
Fats and oils, inedible.....	06	41		-	-	-	-	-	-	-	-
Fats and oils, inedible.....	06	4101		-	-	-	-	-	-	-	-
Agricultural chemicals and chemical products.....	06	5		394.278	389.972	379.887	367.644	365.700	-2.6	-3.2	-0.5
Mixed fertilizers.....	06	51		-	-	-	-	-	-	-	-
Mixed fertilizers.....	06	5105	06/86	-	-	-	-	-	-	-	-
Fertilizer materials.....	06	52		507.425	500.959	473.712	446.468	432.843	-5.4	-5.8	-3.1
Nitrogenates.....	06	5201		639.075	634.913	610.025	556.738	530.247	-3.9	-8.7	-4.8
Phosphates.....	06	5202		411.089	401.358	378.952	371.336	369.992	-5.6	-2.0	-0.4
Other agricultural chemicals.....	06	53		-	-	-	-	-	-	-	-
Other agricultural chemicals.....	06	5301		-	-	-	-	-	-	-	-
Plastic resins and materials.....	06	6		320.020	323.821	327.437	319.558	305.771	1.1	-2.4	-4.3
Thermoplastic resins and plastics materials.....	06	62		329.205	332.083	335.632	325.738	309.722	1.1	-2.9	-4.9
Thermoplastic resins and plastics materials.....	06	6212	12/03	228.763	230.764	233.230	226.354	215.225	1.1	-2.9	-4.9
Thermosetting resins and plastics materials.....	06	63		-	-	-	-	-	-	-	-
Thermosetting resins and plastics materials.....	06		12/98	-	-	-	-	-	-	-	-
Other chemicals and allied products.....	06	7		-	-	-	-	-	-	-	-
Soaps and detergents.....				-	-	-	-	-	-	-	-
Soaps and other detergents.....			06/83	-	-	-	-	-	-	-	-
Polish and other sanitation goods.....			06/83	-	-	-	-	-	-	-	-
Polish and other sanitation goods.....			06/83	-	-	-	-	-	-	-	-
Cosmetics and other toilet preparations.....	06	75		-	-	-	-	-	-	-	-
Shaving preparations.....	06	7502		-	-	-	-	-	-	-	-
Perfumes, toilet waters, and colognes.....	06	7503		-	-	-	-	-	-	-	-
Hair preparations (including shampoos).....	06	7504		-	-	-	-	-	-	-	-
Toothpastes, denture cleaners, and mouthwashes.....				-	-	-	-	-	-	-	-
Creams, lotions, and oils, excluding shaving, hair, and deodorant.....			06/99	-	-	-	-	-	-	-	-
Other cosmetics and toilet preparations.....			06/99	-	-	-	-	-	-	-	-
Misc. chemical prod. and preparations.....	06	79		-	-	-	-	-	-	-	-
Explosives, propellants, and blasting accessories.....	06	7902		264.792	263.035	265.864	270.583	271.659	1.1	1.8	0.4
Industrial gases.....				-	-	-	-	-	-	-	-
Adhesives and sealants.....	06	7904	12/83	-	-	-	-	-	-	-	-
Surface active agents.....			12/83	-	-	-	-	-	-	-	-
Gum and wood chemicals, including wood distillation products.....			06/84	-	-	-	-	-	-	-	-
Other miscellaneous chemical products.....	06	7909		-	-	-	-	-	-	-	-
Rubber and rubber products.....	07	1		-	-	-	-	-	-	-	-
Synthetic rubber, inc. styrene-butadiene rubber (SBR) and ethylene propylene.....	07	11		-	-	-	-	-	-	-	-
Synthetic rubber.....	07	1102		-	-	-	-	-	-	-	-
Tires, tubes, tread, & repair materials.....	07	12		-	-	-	-	-	-	-	-
Tires.....				-	-	-	-	-	-	-	-
Tread rubber, tire sundries, and repair materials.....				-	-	-	-	-	-	-	-
Miscellaneous rubber products.....	07	13		-	-	-	-	-	-	-	-
Rubber and plastics footwear, including athletic footwear.....	07	1301		-	-	-	-	-	-	-	-
Rubber and plastic belts and belting.....	07	1303		-	-	-	-	-	-	-	-
Rubber and plastics hose.....	07	1304		-	-	-	-	-	-	-	-
Miscellaneous rubber products, n.e.c.....	07	1306	06/83	-	-	-	-	-	-	-	-
Plastic products.....	07	2		-	-	-	-	-	-	-	-
Plastic construction products.....	07	21		-	-	-	-	-	-	-	-
Plastic construction products.....	07	2106		-	-	-	-	-	-	-	-
Unsupported plastic film, sheet and other shapes.....	07	22		-	-	-	-	-	-	-	-
Unsupported plastic film, sheet and other shapes.....	07	2205	12/82	-	-	-	-	-	-	-	-
Laminated plastic sheets, rods, and tubes.....	07	23		-	-	-	-	-	-	-	-
Laminated plastics plates, sheet (excluding packaging), and shapes.....	07	2304		-	-	-	-	-	-	-	-
Parts for manufacturing from plastics.....				-	-	-	-	-	-	-	-
Parts for transportation equipment.....				-	-	-	-	-	-	-	-
Other parts and components for manufacturing.....				-	-	-	-	-	-	-	-
Foam components for furniture.....	07	2603	12/82	-	-	-	-	-	-	-	-
Other plastic products.....			12/82	-	-	-	-	-	-	-	-
Other plastic products.....			12/82	-	-	-	-	-	-	-	-
Plastic packaging products.....			12/06	-	-	-	-	-	-	-	-
Plastic packaging products.....			12/06	-	-	-	-	-	-	-	-
Consumer, institutional, and commercial products, n.e.c.....			12/06	-	-	-	-	-	-	-	-

See footnotes at end of table.

Table 8. Producer price indexes and percentage changes for selected commodity and service groupings and individual items, seasonally adjusted — Continued
 [August 2022, Index base 1982=100, unless otherwise indicated]

Title	Commodity code		Other index base	Seasonally adjusted index ¹					Seasonally adjusted 1-month percent change ¹		
	Group code	Item code		Apr. 2022	May 2022 ^P	June 2022 ^P	July 2022 ^P	Aug. 2022 ^P	May to June ^P	June to July ^P	July to Aug. ^P
All other consumer, institutional, and commercial products.....			12/06	-	-	-	-	-	-	-	-
Recyclable plastics.....			12/11	-	-	-	-	-	-	-	-
Recyclable plastics.....			12/11	-	-	-	-	-	-	-	-
Lumber.....	08	1		383.295	387.439	321.766	324.793	310.590	-17.0	0.9	-4.4
Softwood lumber.....	08	11		441.782	441.373	337.848	345.103	327.310	-23.5	2.1	-5.2
Softwood cut stock and dimension.....	08	1105		403.066	352.193	320.892	315.668	322.639	-8.9	-1.6	2.2
Softwood lumber, not edge worked.....	08	1106	12/03	238.276	240.025	175.572	181.373	169.887	-26.9	3.3	-6.3
Softwood lumber, made from purchased lumber.....			12/03	-	-	-	-	-	-	-	-
Hardwood lumber.....	08	12		-	-	-	-	-	-	-	-
Hardwood cut stock and dimension.....	08	1203		-	-	-	-	-	-	-	-
Hardwood flooring.....			06/84	-	-	-	-	-	-	-	-
Hardwood lumber, not edge worked.....	08	1205	12/03	-	-	-	-	-	-	-	-
Millwork.....	08	2		370.638	373.217	370.592	369.770	376.883	-0.7	-0.2	1.9
General millwork.....	08	21		321.438	325.032	325.856	326.607	337.793	0.3	0.2	3.4
General millwork.....	08	2101		321.438	325.032	325.856	326.607	337.793	0.3	0.2	3.4
Prefabricated structural members.....	08	22		-	-	-	-	-	-	-	-
Prefabricated structural members.....	08	2201		-	-	-	-	-	-	-	-
Plywood.....	08	3		-	-	-	-	-	-	-	-
Softwood veneer and plywood.....	08	31		-	-	-	-	-	-	-	-
Softwood veneer and plywood.....				-	-	-	-	-	-	-	-
Hardwood veneer and plywood.....			12/05	-	-	-	-	-	-	-	-
Hardwood veneer and plywood.....			12/05	-	-	-	-	-	-	-	-
Other wood products.....	08	4		242.361	241.635	238.902	234.841	234.144	-1.1	-1.7	-0.3
Wood pallets and pallet containers, wood and metal combination.....	08	41		-	-	-	-	-	-	-	-
Wood pallets and pallet containers.....	08	4101		-	-	-	-	-	-	-	-
Wood boxes.....	08	42		-	-	-	-	-	-	-	-
Wood boxes.....	08	4201		-	-	-	-	-	-	-	-
Miscellaneous wood products.....	08	49		153.135	153.011	153.414	149.252	149.427	0.3	-2.7	0.1
Wood ties, siding, shingles, and shakes, and contract sawing of logs owned by others.....			12/03	-	-	-	-	-	-	-	-
Sawn wood fence stock, wood lath, and contract resawing and planing.....			12/03	-	-	-	-	-	-	-	-
All other miscellaneous wood products.....	08	4909	06/84	242.044	241.793	242.532	234.704	235.002	0.3	-3.2	0.1
Logs, bolts, timber, pulpwood and wood chips.....	08	5		-	-	-	-	-	-	-	-
Logs, bolts, timber, pulpwood and wood chips.....	08	51		-	-	-	-	-	-	-	-
Logs, bolts, timber, pulpwood and wood chips.....	08	5105	12/11	-	-	-	-	-	-	-	-
Prefabricated wood buildings & components.....	08	6	12/84	404.643	403.457	405.107	405.608	407.541	0.4	0.1	0.5
Prefabricated wood buildings & components.....	08	61	12/84	404.643	403.457	405.107	405.608	407.541	0.4	0.1	0.5
Prefabricated wood buildings and components.....	08	6101	12/84	404.643	403.457	405.107	405.608	407.541	0.4	0.1	0.5
Treated wood and contract wood preserving.....	08	7	06/85	-	-	-	-	-	-	-	-
Treated wood and contract wood preserving.....	08	71	06/85	-	-	-	-	-	-	-	-
Treated wood.....	08	7101	06/85	-	-	-	-	-	-	-	-
Contract wood preservation.....	08	7102	06/85	-	-	-	-	-	-	-	-
Pulp, paper, and prod., ex. bldg. paper.....	09	1		-	-	-	-	-	-	-	-
Wood pulp.....	09	11		-	-	-	-	-	-	-	-
Wood pulp.....	09	1105	06/06	-	-	-	-	-	-	-	-
Recyclable paper.....	09	12		-	-	-	-	-	-	-	-
News and other low grade recyclable paper.....	09	1201		-	-	-	-	-	-	-	-
Corrugated recyclable paper.....	09	1203		-	-	-	-	-	-	-	-
High grade recyclable paper (including pulp substitutes and deinking).....	09	1207	12/86	-	-	-	-	-	-	-	-
Paper.....	09	13		-	-	-	-	-	-	-	-
Writing and printing papers.....	09	1301		-	-	-	-	-	-	-	-
Newsprint.....				-	-	-	-	-	-	-	-
Packaging and industrial converting paper.....	09	1303		-	-	-	-	-	-	-	-
All other coated and processed papers.....			12/82	-	-	-	-	-	-	-	-
Paperboard.....	09	14		-	-	-	-	-	-	-	-
Corrugated paperboard in sheets and rolls, lined and unlined.....	09	1405		-	-	-	-	-	-	-	-
Paperboard, excluding corrugated paperboard.....	09	1411	12/82	-	-	-	-	-	-	-	-
Converted paper and paperboard products.....	09	15		-	-	-	-	-	-	-	-
Sanitary paper products, including stock.....	09	1501		-	-	-	-	-	-	-	-
Paper, plastic, and foil bags.....	09	1502		-	-	-	-	-	-	-	-
Paper boxes and containers.....	09	1503		-	-	-	-	-	-	-	-
Other corrugated and solid fiber products, including containers, pallets, pads, etc.....	09	1504		-	-	-	-	-	-	-	-
Office supplies and accessories.....	09	1506		-	-	-	-	-	-	-	-
Fiber cans, tubes, and similar fiber products.....	09	1507		-	-	-	-	-	-	-	-
Molded pulp goods, including egg cartons, florists pots, food trays, etc.....			06/85	-	-	-	-	-	-	-	-

See footnotes at end of table.

Table 8. Producer price indexes and percentage changes for selected commodity and service groupings and individual items, seasonally adjusted — Continued
 [August 2022, Index base 1982=100, unless otherwise indicated]

Title	Commodity code		Other index base	Seasonally adjusted index ¹					Seasonally adjusted 1-month percent change ¹		
	Group code	Item code		Apr. 2022	May 2022 ^P	June 2022 ^P	July 2022 ^P	Aug. 2022 ^P	May to June ^P	June to July ^P	July to Aug. ^P
Miscellaneous converted paper and paperboard products.....	09	1509	12/84	-	-	-	-	-	-	-	-
Pressure-sensitive products.....			12/82	-	-	-	-	-	-	-	-
Pressure-sensitive products.....			12/82	-	-	-	-	-	-	-	-
Building paper & building board mill prods.....	09	2		-	-	-	-	-	-	-	-
Hardboard, particleboard & fiberboard prods.....	09	22		-	-	-	-	-	-	-	-
Particleboard and fiberboard.....				-	-	-	-	-	-	-	-
Hardboard products.....			06/84	-	-	-	-	-	-	-	-
Publications, printed matter and printing material.....			06/09	-	-	-	-	-	-	-	-
Books printing.....	09	44	12/83	-	-	-	-	-	-	-	-
Books printing.....	09	4401	12/83	-	-	-	-	-	-	-	-
Manifold business forms printing.....			12/83	-	-	-	-	-	-	-	-
Manifold business forms printing.....			12/83	-	-	-	-	-	-	-	-
Commercial printing.....	09	47	06/82	-	-	-	-	-	-	-	-
Magazine and periodical printing.....	09	4701	06/82	-	-	-	-	-	-	-	-
Label and wrapper printing for packaging.....			06/82	-	-	-	-	-	-	-	-
Catalog and directory printing.....	09	4703	06/82	-	-	-	-	-	-	-	-
Advertising printing.....	09	4705	06/82	-	-	-	-	-	-	-	-
Other general job printing.....	09	4706	06/82	-	-	-	-	-	-	-	-
Other commercial printing, incl. screen, engraving, digital, & general job exc. labels/wrappers.....			12/88	-	-	-	-	-	-	-	-
Blankbooks, binders, and bookbinding work.....	09	48	06/85	-	-	-	-	-	-	-	-
Tradebinding and related work.....	09	4802	12/85	-	-	-	-	-	-	-	-
Services for the printing trade.....	09	49	06/85	-	-	-	-	-	-	-	-
Prepress services, including platemaking.....	09	4905	12/03	-	-	-	-	-	-	-	-
Iron and steel.....	10	1		398.482	417.967	405.511	388.885	371.678	-3.0	-4.1	-4.4
Iron ores.....	10	11		193.997	188.218	200.579	208.891	210.751	6.6	4.1	0.9
Iron ores.....	10	1105	12/97	203.660	197.793	210.988	219.551	221.356	6.7	4.1	0.8
Iron and steel scrap.....	10	12		-	-	-	-	-	-	-	-
Carbon steel scrap.....	10	1211	12/86	-	-	-	-	-	-	-	-
Stainless and other alloy steel scrap.....	10	1212	12/86	780.091	672.686	547.740	436.002	414.776	-18.6	-20.4	-4.9
Cast iron scrap.....			12/86	-	-	-	-	-	-	-	-
Other ferrous scrap.....	10	1215	06/06	-	-	-	-	-	-	-	-
Foundry and forge shop products.....	10	15		-	-	-	-	-	-	-	-
Pressure and soil pipe & fittings, cast iron.....	10	1502		-	-	-	-	-	-	-	-
Other gray and ductile iron castings.....	10	1504		-	-	-	-	-	-	-	-
Steel investment castings.....	10	1506		-	-	-	-	-	-	-	-
Carbon steel castings, except investment.....	10	1507		-	-	-	-	-	-	-	-
High alloy steel castings, excluding investment.....	10	1508		-	-	-	-	-	-	-	-
Other alloy steel castings, except investment.....	10	1509		-	-	-	-	-	-	-	-
Other forge shop products.....	10	1513	06/82	-	-	-	-	-	-	-	-
Steel mill products.....	10	17		-	-	-	-	-	-	-	-
Semifinished steel mill products.....	10	1702	06/82	-	-	-	-	-	-	-	-
Hot rolled steel bars, plates, and structural shapes.....	10	1704	06/82	318.252	331.756	335.996	336.014	314.341	1.3	0.0	-6.5
Steel wire.....	10	1705	06/82	-	-	-	-	-	-	-	-
Steel pipe and tube.....	10	1706	06/82	-	-	-	-	-	-	-	-
Cold rolled steel sheet and strip.....	10	1707	06/82	-	-	-	-	-	-	-	-
Cold finished steel bars and bar shapes.....	10	1708	06/82	-	-	-	-	-	-	-	-
Electrometallurgical ferroalloy products.....			12/17	-	-	-	-	-	-	-	-
Nonferrous metals.....	10	2		375.356	359.084	349.592	326.796	331.377	-2.6	-6.5	1.4
Nonferrous metal ores.....			12/83	-	-	-	-	-	-	-	-
Other metal ores.....			12/03	-	-	-	-	-	-	-	-
Primary nonferrous metals.....	10	22		-	-	-	-	-	-	-	-
Primary nonferrous metals.....				-	-	-	-	-	-	-	-
Nonferrous scrap.....	10	23		600.914	546.772	518.004	468.525	493.926	-5.3	-9.6	5.4
Copper base scrap.....	10	2301		-	-	-	-	-	-	-	-
Aluminum base scrap.....	10	2302		346.898	317.612	315.539	237.533	259.748	-0.7	-24.7	9.4
Other nonferrous scrap (including lead, zinc and precious metals).....	10	2303		-	-	-	-	-	-	-	-
Secondary nonferrous metals.....	10	24		-	-	-	-	-	-	-	-
Secondary aluminum.....	10	2402		336.429	339.030	332.295	323.531	316.645	-2.0	-2.6	-2.1
Secondary copper, alloyed and unalloyed.....	10	2403		-	-	-	-	-	-	-	-
Secondary precious metals.....				-	-	-	-	-	-	-	-
All other miscellaneous secondary nonferrous metals.....			06/11	-	-	-	-	-	-	-	-
Nonferrous mill shapes.....	10	25		-	-	-	-	-	-	-	-
Aluminum mill shapes.....				-	-	-	-	-	-	-	-
Copper and brass mill shapes.....	10	2502		-	-	-	-	-	-	-	-
Nickel and nickel-base alloy mill shapes.....	10	2504		-	-	-	-	-	-	-	-
Titanium and titanium-base alloy mill shapes.....				-	-	-	-	-	-	-	-

See footnotes at end of table.

Table 8. Producer price indexes and percentage changes for selected commodity and service groupings and individual items, seasonally adjusted — Continued
 [August 2022, Index base 1982=100, unless otherwise indicated]

Title	Commodity code		Other index base	Seasonally adjusted index ¹					Seasonally adjusted 1-month percent change ¹		
	Group code	Item code		Apr. 2022	May 2022 ^P	June 2022 ^P	July 2022 ^P	Aug. 2022 ^P	May to June ^P	June to July ^P	July to Aug. ^P
Other nonferrous mill shapes.....				-	-	-	-	-	-	-	-
Nonferrous wire and cable.....	10	26		-	-	-	-	-	-	-	-
Nonferrous wire and cable.....			12/82	-	-	-	-	-	-	-	-
Nonferrous forge shop products.....	10	27	12/83	197.350	197.931	204.369	204.974	206.515	3.3	0.3	0.8
Nonferrous forge shop products.....			12/83	197.350	197.931	204.369	204.974	206.515	3.3	0.3	0.8
Nonferrous foundry shop products.....	10	28		262.789	264.772	265.401	266.883	266.491	0.2	0.6	-0.1
Aluminum castings.....	10	2802		220.013	222.526	223.321	226.103	225.341	0.4	1.2	-0.3
Castings, nonferrous (except aluminum).....			12/11	-	-	-	-	-	-	-	-
Metal containers.....	10	3		-	-	-	-	-	-	-	-
Metal cans and can components.....	10	31		-	-	-	-	-	-	-	-
Steel cans and tinware end products.....	10	3102		-	-	-	-	-	-	-	-
Aluminum cans and can components.....	10	3103		-	-	-	-	-	-	-	-
Barrels, drums, pails and other metal containers.....	10	32		-	-	-	-	-	-	-	-
Barrels, drums, pails and other metal containers.....	10	3201		-	-	-	-	-	-	-	-
Hardware.....	10	4		-	-	-	-	-	-	-	-
Hardware, n.e.c.....	10	41		-	-	-	-	-	-	-	-
Builders' hardware.....	10	4101		-	-	-	-	-	-	-	-
Transportation equipment hardware.....				-	-	-	-	-	-	-	-
Furniture hardware.....				-	-	-	-	-	-	-	-
Other miscellaneous hardware.....			06/85	-	-	-	-	-	-	-	-
Hand and edge tools.....	10	42		-	-	-	-	-	-	-	-
Hand and edge tools.....	10	4201		-	-	-	-	-	-	-	-
Plumbing fixtures and fittings.....	10	5		325.628	326.629	327.750	329.290	330.511	0.3	0.5	0.4
Plumbing fixture fittings and trim.....	10	54		379.933	381.745	383.242	386.100	386.468	0.4	0.7	0.1
Plumbing fixtures, fittings, and trim.....	10	5402		379.774	381.585	383.081	385.938	386.515	0.4	0.7	0.1
Enameled iron & metal sanitary ware.....	10	56	12/86	-	-	-	-	-	-	-	-
Enameled iron and metal sanitary ware.....	10	5601	12/86	-	-	-	-	-	-	-	-
Heating equipment.....	10	6		-	-	-	-	-	-	-	-
Steam and hot water equipment.....	10	61		-	-	-	-	-	-	-	-
Steam and hot water equipment.....	10	6101		-	-	-	-	-	-	-	-
Furnaces and heaters, including parts.....	10	62		-	-	-	-	-	-	-	-
Furnaces and heaters, including parts.....	10	6201		-	-	-	-	-	-	-	-
Other heating equipment, non-electric, including parts.....	10	63		322.306	324.469	328.948	333.763	335.104	1.4	1.5	0.4
Other heating equipment, non-electric, including parts.....	10	6301		322.306	324.469	328.948	333.763	335.104	1.4	1.5	0.4
Domestic heating stoves.....	10	64		-	-	-	-	-	-	-	-
Domestic heating stoves.....	10	6401		-	-	-	-	-	-	-	-
Domestic water heaters.....	10	66		-	-	-	-	-	-	-	-
Domestic water heaters.....	10	6601		-	-	-	-	-	-	-	-
Fabricated structural metal products.....	10	7		367.098	370.907	372.951	371.078	370.926	0.6	-0.5	0.0
Metal doors, sash, and trim.....	10	71		-	-	-	-	-	-	-	-
Metal doors and frames (except storm).....	10	7102	06/83	-	-	-	-	-	-	-	-
Metal windows (except storm sash).....			06/83	-	-	-	-	-	-	-	-
Metal molding and trim and store fronts.....			06/83	-	-	-	-	-	-	-	-
Metal combination screen, storm sash, and storm doors.....			06/83	-	-	-	-	-	-	-	-
Metal window and door screens (except combination screens) and metal weather strip.....			05/16	-	-	-	-	-	-	-	-
Metal tanks.....	10	72		-	-	-	-	-	-	-	-
Metal tanks.....	10	7201		-	-	-	-	-	-	-	-
Sheet metal products.....	10	73		-	-	-	-	-	-	-	-
Sheet metal products.....	10	7301		-	-	-	-	-	-	-	-
Structural, architectural, and pre-engineered metal products.....	10	74		378.613	382.437	385.054	381.854	380.062	0.7	-0.8	-0.5
Fabricated structural metal.....	10	7405		371.680	376.956	377.739	372.152	369.628	0.2	-1.5	-0.7
Custom roll form products.....	10	7407		-	-	-	-	-	-	-	-
Ornamental and architectural metal work.....			12/83	-	-	-	-	-	-	-	-
Fabricated metal pipe, tube, and fittings.....			12/11	-	-	-	-	-	-	-	-
Heat exchangers and steam condensers.....				-	-	-	-	-	-	-	-
Heat exchangers, steam condensers, and steel power boilers.....	10	7501		-	-	-	-	-	-	-	-
Fabricated steel plate.....	10	76		-	-	-	-	-	-	-	-
Fabricated steel plate.....	10	7601		-	-	-	-	-	-	-	-
Prefabricated metal buildings.....	10	79		-	-	-	-	-	-	-	-
Prefabricated metal building systems (excl. farm service bldgs, residential bldgs, and parts).....	10	7901		-	-	-	-	-	-	-	-
Farm service buildings and other prefabricated and portable buildings, steel and aluminum.....	10	7902		-	-	-	-	-	-	-	-
Panels, parts, and sections for prefabricated buildings, steel and aluminum.....				-	-	-	-	-	-	-	-
Miscellaneous metal products.....	10	8		-	-	-	-	-	-	-	-

See footnotes at end of table.

Table 8. Producer price indexes and percentage changes for selected commodity and service groupings and individual items, seasonally adjusted — Continued
 [August 2022, Index base 1982=100, unless otherwise indicated]

Title	Commodity code		Other index base	Seasonally adjusted index ¹					Seasonally adjusted 1-month percent change ¹		
	Group code	Item code		Apr. 2022	May 2022 ^P	June 2022 ^P	July 2022 ^P	Aug. 2022 ^P	May to June ^P	June to July ^P	July to Aug. ^P
Bolts, nuts, screws, rivets, and washers.....	10	81		-	-	-	-	-	-	-	-
Externally threaded fasteners, except aircraft types.....			06/82	-	-	-	-	-	-	-	-
Internally threaded fasteners, except aircraft types.....			06/82	-	-	-	-	-	-	-	-
Nonthreaded metal fasteners, except aircraft types.....			06/82	-	-	-	-	-	-	-	-
Aircraft fasteners, except plastics (including aerospace).....			06/82	-	-	-	-	-	-	-	-
Formed products, except fasteners, made by cold-, warm-, or hot-heading processes.....			06/82	-	-	-	-	-	-	-	-
Lighting fixtures.....	10	83		-	-	-	-	-	-	-	-
Residential electric lighting fixtures, except portable.....				-	-	-	-	-	-	-	-
Commercial, institutional and industrial electric lighting fixtures.....	10	8303		-	-	-	-	-	-	-	-
Other lighting equipment.....	10	8305		-	-	-	-	-	-	-	-
Ammunition, except for small arms.....			12/85	-	-	-	-	-	-	-	-
Ammunition, except for small arms.....			12/85	-	-	-	-	-	-	-	-
Ordnance and ordnance accessories, n.e.c.....			12/85	-	-	-	-	-	-	-	-
Ordnance and ordnance accessories, n.e.c.....			12/85	-	-	-	-	-	-	-	-
Fabricated ferrous wire products.....	10	88		-	-	-	-	-	-	-	-
Ferrous wire rope, cable, forms and strand.....			06/82	-	-	-	-	-	-	-	-
Ferrous wire cloth, other woven wire products.....	10	8807		-	-	-	-	-	-	-	-
Other fabricated ferrous wire products.....	10	8809		-	-	-	-	-	-	-	-
Steel nails, staples, tacks, spikes and brads.....			06/09	-	-	-	-	-	-	-	-
Other miscellaneous metal products.....	10	89		-	-	-	-	-	-	-	-
Wire springs.....				-	-	-	-	-	-	-	-
Other metal products.....	10	8905		-	-	-	-	-	-	-	-
Metal stampings n.e.c.....			06/84	-	-	-	-	-	-	-	-
Metal foil and leaf.....			12/84	-	-	-	-	-	-	-	-
Heavy gauge springs.....	10	8909		-	-	-	-	-	-	-	-
Agricultural machinery and equipment.....	11	1		295.940	297.878	302.815	303.159	305.640	1.7	0.1	0.8
Agricultural machinery and equipment.....	11	14	12/02	185.455	186.482	189.573	189.817	191.336	1.7	0.1	0.8
Commercial turf and grounds care equipment, including parts and attachments.....	11	1401	12/02	-	-	-	-	-	-	-	-
Farm plows, harrows, rollers, pulverizers, etc., and attachments.....			12/02	-	-	-	-	-	-	-	-
Farm dairy equipment, sprayers and dusters, farm blowers, and attachments.....			12/02	-	-	-	-	-	-	-	-
Planting, seeding, and fertilizing machinery and attachments.....	11	1405	12/02	-	-	-	-	-	-	-	-
Harvesting machinery (except hay and straw) and attachments.....	11	1406	12/82	-	-	-	-	-	-	-	-
Haying machinery and attachments.....	11	1407	12/82	300.602	301.806	302.109	303.372	300.797	0.1	0.4	-0.8
All other farm machinery and equipment, excluding parts, including attachments.....			12/02	-	-	-	-	-	-	-	-
Parts for farm machinery, for sale separately.....			12/02	-	-	-	-	-	-	-	-
Construction machinery and equipment.....	11	2		-	-	-	-	-	-	-	-
Tractors and attachments, ex. parts.....			12/99	-	-	-	-	-	-	-	-
Construction machinery for mounting (excluding parts, winches, snow clearing attachments).....			12/99	-	-	-	-	-	-	-	-
Tractor shovel loaders (skid steer, wheel, crawler, and integral design backhoes).....	11	2A04		-	-	-	-	-	-	-	-
Construction wheel and crawler tractors, dozers, self-propelled log skidders, etc.....			12/03	-	-	-	-	-	-	-	-
Power cranes, draglines, & shovels (excavators) (incl. surface mining equipment) (excl. parts).....	11	2B	12/99	-	-	-	-	-	-	-	-
Power cranes, draglines, & shovels (excavators) (incl. surface mining equip.) (excluding parts).....	11	2B05	12/99	-	-	-	-	-	-	-	-
Mixers, pavers, and related equipment (excluding parts).....	11	2C		-	-	-	-	-	-	-	-
Mixers, pavers, and related equipment (excluding parts).....	11	2C01		-	-	-	-	-	-	-	-
Off-highway, equipment, ex. parts.....			12/99	-	-	-	-	-	-	-	-
Off-highway trucks, haulers, truck-type tractor chassis, trailers, etc. (excluding parts).....	11	2D02	12/03	-	-	-	-	-	-	-	-
Graders, rollers & compactors, rough-terrain forklifts, scrapers, trenchers, etc. (excl. parts).....			12/03	-	-	-	-	-	-	-	-
Misc. construction machinery and equipment.....	11	2J	12/05	-	-	-	-	-	-	-	-
Winches, aerial work platforms, and automotive wrecker hoists, including parts and attachments.....			12/05	-	-	-	-	-	-	-	-
Other construction machinery and equipment (excluding parts).....	11	2J03	12/03	-	-	-	-	-	-	-	-
Parts for construction machinery and equipment, sold separately.....			12/99	-	-	-	-	-	-	-	-
Parts for construction machinery and equipment, sold separately.....			12/99	-	-	-	-	-	-	-	-
Metalworking machinery and equipment.....	11	3		223.250	224.858	227.045	227.439	228.287	1.0	0.2	0.4
Power-driven handtools, including parts and attachments.....	11	32		212.055	213.024	213.453	213.641	215.353	0.2	0.1	0.8
Power-driven handtools, including parts and attachments.....	11	3211	12/04	144.445	145.104	145.542	145.525	146.665	0.3	0.0	0.8
Welding machines and equipment.....	11	33		374.822	374.714	383.722	384.046	388.011	2.4	0.1	1.0
Arc welding machines, components, and accessories, excluding electrodes and stud welding equip.....	11	3301		398.856	397.244	410.180	406.043	416.324	3.3	-1.0	2.5
Resistance welders, components, accessories, and electrodes.....				-	-	-	-	-	-	-	-

See footnotes at end of table.

Table 8. Producer price indexes and percentage changes for selected commodity and service groupings and individual items, seasonally adjusted — Continued

[August 2022, Index base 1982=100, unless otherwise indicated]

Title	Commodity code		Other index base	Seasonally adjusted index ¹					Seasonally adjusted 1-month percent change ¹		
	Group code	Item code		Apr. 2022	May 2022 ^P	June 2022 ^P	July 2022 ^P	Aug. 2022 ^P	May to June ^P	June to July ^P	July to Aug. ^P
Gas welding and cutting equipment, parts, attachments, and accessories. . .	11	3304		-	-	-	-	-	-	-	-
Other welding equipment, components, and accessories (excluding arc, resistance, and gas)			12/00	-	-	-	-	-	-	-	-
Industrial process furnaces and ovens.	11	34		-	-	-	-	-	-	-	-
Industrial process furnaces and ovens, except parts and attachments.	11	3407	12/04	-	-	-	-	-	-	-	-
Parts and attachments for industrial process furnaces and ovens.			06/11	-	-	-	-	-	-	-	-
Cutting tools and accessories.	11	35		212.211	212.590	214.577	215.327	216.208	0.9	0.3	0.4
Small cutting tools.	11	3501		-	-	-	-	-	-	-	-
Other machine tool attachments and accessories.	11	3505	06/83	243.632	245.589	245.098	247.651	250.058	-0.2	1.0	1.0
Abrasive products.	11	36		-	-	-	-	-	-	-	-
Nonmetallic sized grains, powders, and flour abrasives (incl. graded only)				-	-	-	-	-	-	-	-
Nonmetallic abrasive products (including diamond abrasives)	11	3603		-	-	-	-	-	-	-	-
Nonmetallic coated abrasive products and buffing wheels, polishing wheels, and laps.	11	3605		-	-	-	-	-	-	-	-
Metal cutting machine tools.	11	37		-	-	-	-	-	-	-	-
Other metal-cutting machine tools.			12/09	-	-	-	-	-	-	-	-
Metal machining centers.			12/09	-	-	-	-	-	-	-	-
Rebuilt metal-cutting machine tools and parts for metal-cutting machine tools.			12/02	-	-	-	-	-	-	-	-
Metal forming machine tools.	11	38		251.908	258.524	260.177	260.861	263.881	0.6	0.3	1.2
Metal-forming machine tools (except rebuilt and parts).	11	3826	12/09	125.118	129.372	130.212	130.626	131.905	0.6	0.3	1.0
Rebuilt metal-forming machine tools and parts for metal-forming machine tools.			12/02	-	-	-	-	-	-	-	-
Tools, dies, jigs, fixtures & ind. molds.				-	-	-	-	-	-	-	-
Special tools, dies, jigs, and fixtures.				-	-	-	-	-	-	-	-
Industrial molds and mold boxes.				-	-	-	-	-	-	-	-
Metalworking machinery n. e. c.			06/83	-	-	-	-	-	-	-	-
Other metalworking machinery.	11	3A02	06/83	-	-	-	-	-	-	-	-
Rolling mill machinery.			12/87	-	-	-	-	-	-	-	-
Rolling mill machinery.			12/87	-	-	-	-	-	-	-	-
General purpose machinery and equipment.	11	4		298.441	302.556	305.486	308.274	310.553	1.0	0.9	0.7
Pumps, compressors, and equipment.	11	41		312.898	319.409	322.783	326.649	328.016	1.1	1.2	0.4
Industrial pumps, except hydraulic fluid power pumps.	11	4102		315.687	319.613	322.491	328.542	328.762	0.9	1.9	0.1
Parts and attachments for air and gas compressors and vacuum pumps.	11	4107	06/84	-	-	-	-	-	-	-	-
Measuring and dispensing pumps and parts and attachments.	11	4109	06/84	-	-	-	-	-	-	-	-
Domestic water systems.	11	4113	12/03	199.226	202.299	202.702	203.213	-	0.2	0.3	-
Air and gas compressors and vacuum pumps.	11	4115	06/05	-	-	-	-	-	-	-	-
Other pumps, including parts and attachments.	11	4119	12/83	-	-	-	-	-	-	-	-
Elevators, escalators, and other lifts.	11	42		-	-	-	-	-	-	-	-
Elevators and moving stairways.				-	-	-	-	-	-	-	-
Parts and attachments for elevators and moving stairs (sold separately).	11	4202		-	-	-	-	-	-	-	-
Fluid power equipment.	11	43		313.461	314.443	319.464	322.699	324.158	1.6	1.0	0.5
Fluid power pumps and parts.	11	4301		271.454	274.500	276.986	279.259	278.879	0.9	0.8	-0.1
Fluid power valves.	11	4302		-	-	-	-	-	-	-	-
Fluid power cylinders, actuators, accumulators, cushions, & parts.	11	4303		-	-	-	-	-	-	-	-
Fluid power hose and tube fittings.				-	-	-	-	-	-	-	-
Parts for fluid power valves.	11	4305	06/91	-	-	-	-	-	-	-	-
Industrial material handling equipment.	11	44		-	-	-	-	-	-	-	-
Conveying equipment, except parts and accessories.	11	4402		-	-	-	-	-	-	-	-
Industrial trucks, trailers, and stackers.	11	4403		-	-	-	-	-	-	-	-
Hoists, overhead cranes, and monorail systems.	11	4404		-	-	-	-	-	-	-	-
Parts and accessories for conveyors and conveying systems.			09/18	-	-	-	-	-	-	-	-
Mechanical power transmission equipment.	11	45		-	-	-	-	-	-	-	-
Speed changers, drives, gears.	11	4501		-	-	-	-	-	-	-	-
Other power transmission equipment.	11	4502	12/84	-	-	-	-	-	-	-	-
Scales and balances.	11	46		-	-	-	-	-	-	-	-
Vehicle and industrial scales.	11	4611	12/91	-	-	-	-	-	-	-	-
Retail, commercial, household, and mailing scales and balances.	11	4612	12/91	182.247	180.795	180.256	180.947	181.436	-0.3	0.4	0.3
Parts, attachments, and accessories for scales and balances.	11	4613	12/91	246.956	248.552	248.258	250.802	253.005	-0.1	1.0	0.9
Air purification equipment and industrial and commercial fans and blowers.	11	47		287.212	287.826	287.223	288.898	288.140	-0.2	0.6	-0.3
Fan, blower, air purification equipment.	11	4701		287.212	287.826	287.223	288.898	288.140	-0.2	0.6	-0.3
Air conditioning and refrigeration equip.	11	48		-	-	-	-	-	-	-	-
Unitary air-conditioners, except air source heat pumps.				-	-	-	-	-	-	-	-
Commercial refrigeration equipment.	11	4803		371.889	374.224	375.588	383.801	384.600	0.4	2.2	0.2
All other miscellaneous refrigeration and air-conditioning equipment.	11	4806		-	-	-	-	-	-	-	-
Heat transfer equipment, including heat pumps.	11	4807	12/11	156.519	158.853	161.514	162.486	162.624	1.7	0.6	0.1
Parts and accessories for air conditioning and heat transfer equipment.	11	4809	12/89	-	-	-	-	-	-	-	-
Refrigeration condensing units.			01/19	-	-	-	-	-	-	-	-
Miscellaneous general purpose equipment.	11	49		333.689	339.203	341.570	344.306	348.392	0.7	0.8	1.2

See footnotes at end of table.

Table 8. Producer price indexes and percentage changes for selected commodity and service groupings and individual items, seasonally adjusted — Continued
 [August 2022, Index base 1982=100, unless otherwise indicated]

Title	Commodity code		Other index base	Seasonally adjusted index ¹					Seasonally adjusted 1-month percent change ¹		
	Group code	Item code		Apr. 2022	May 2022 ^P	June 2022 ^P	July 2022 ^P	Aug. 2022 ^P	May to June ^P	June to July ^P	July to Aug. ^P
Metal valves, except fluid power.....	11	4902	12/82	391.795	404.041	404.639	405.788	414.682	0.1	0.3	2.2
Metal pipe fittings, flanges, and unions.....			12/82	-	-	-	-	-	-	-	-
Ball and roller bearings.....	11	4905		-	-	-	-	-	-	-	-
Industrial patterns.....	11	4907	12/84	-	-	-	-	-	-	-	-
Filters and strainers.....	11	4908	12/84	289.823	289.337	289.989	291.405	291.666	0.2	0.5	0.1
Other miscellaneous general purpose equipment.....	11	4911	12/84	238.388	240.720	241.409	243.560	246.372	0.3	0.9	1.2
Electronic computers and computer equipment.....			12/98	-	-	-	-	-	-	-	-
Electronic computers.....			12/04	-	-	-	-	-	-	-	-
Electronic computers.....			12/04	-	-	-	-	-	-	-	-
Computer storage devices.....			12/04	-	-	-	-	-	-	-	-
Computer storage devices (except parts, attachments and accessories).....			12/04	-	-	-	-	-	-	-	-
Computer peripheral equipment and parts.....			12/98	-	-	-	-	-	-	-	-
POS terminals, funds-transfer devices, computer terminals & other computer peripheral equip.....			06/99	-	-	-	-	-	-	-	-
Special industry machinery and equipment.....	11	6		258.102	261.516	262.469	264.263	263.071	0.4	0.7	-0.5
Food products machinery.....	11	61		338.541	344.603	347.895	350.774	351.399	1.0	0.8	0.2
Dairy and milk products plant machinery and equipment.....				-	-	-	-	-	-	-	-
Commercial food products machinery (except packaging and cooking equipment).....	11	6104		-	-	-	-	-	-	-	-
Industrial food products machinery for processing foods, beverages, & animal & fowl feed.....	11	6105	12/83	348.610	364.348	366.581	367.298	367.246	0.6	0.2	0.0
Textile machinery and equipment.....	11	62		-	-	-	-	-	-	-	-
Textile machinery (except parts, attachments, and accessories).....	11	6212	06/86	-	-	-	-	-	-	-	-
Textile machinery parts and attachments.....				-	-	-	-	-	-	-	-
Sawmill and woodworking machinery.....	11	63		-	-	-	-	-	-	-	-
Sawmill and woodworking machinery.....			12/04	-	-	-	-	-	-	-	-
Paper industries machinery.....	11	64	06/82	-	-	-	-	-	-	-	-
Paper industries machinery.....	11	6401	06/82	-	-	-	-	-	-	-	-
Printing trades machinery and equipment.....				-	-	-	-	-	-	-	-
Printing presses.....			06/09	-	-	-	-	-	-	-	-
Other printing machinery and equipment.....			12/82	-	-	-	-	-	-	-	-
Other special industry machinery.....	11	66		245.709	247.089	246.839	247.201	241.823	-0.1	0.1	-2.2
Plastics and rubber working machinery.....				-	-	-	-	-	-	-	-
Miscellaneous special industry machinery.....	11	6606		239.243	240.746	240.437	240.833	235.005	-0.1	0.2	-2.4
Packing, packaging, and bottling machinery and parts.....	11	67		-	-	-	-	-	-	-	-
Packing, packaging, and bottling machinery and parts.....			06/06	-	-	-	-	-	-	-	-
Service industry machinery and parts.....	11	68	06/82	-	-	-	-	-	-	-	-
Service industry machinery and parts.....	11	6801	06/82	-	-	-	-	-	-	-	-
Commercial laundry and drycleaning machinery products.....	11	69	12/82	313.615	318.099	318.736	318.733	324.734	0.2	0.0	1.9
Commercial laundry and drycleaning machinery products.....	11	6909	06/03	177.432	179.969	180.329	180.311	183.721	0.2	0.0	1.9
Electrical machinery and equipment.....	11	7		127.761	128.631	129.846	130.821	131.287	0.9	0.8	0.4
Wiring devices.....	11	71		-	-	-	-	-	-	-	-
Current-carrying wiring devices.....	11	7101		-	-	-	-	-	-	-	-
Noncurrent-carrying wiring devices.....				-	-	-	-	-	-	-	-
Integrating and measuring instruments.....	11	72		-	-	-	-	-	-	-	-
Test equipment for electrical, radio, & communication circuits & motors.....			12/83	-	-	-	-	-	-	-	-
Motors, generators, motor generator sets.....	11	73		-	-	-	-	-	-	-	-
Fractional horsepower motors and generators.....	11	7303	06/83	206.451	207.488	208.120	210.391	210.885	0.3	1.1	0.2
Integral horsepower motors and generators (excluding land transportation types).....	11	7304	06/83	-	-	-	-	-	-	-	-
Parts and supplies for motors and generators.....			06/83	-	-	-	-	-	-	-	-
Other motors and generators.....	11	7311	06/06	-	-	-	-	-	-	-	-
Transformers and power regulators.....	11	74		-	-	-	-	-	-	-	-
Power and distribution transformers, except parts.....			12/99	-	-	-	-	-	-	-	-
Other transformers and parts for transformers.....			12/99	-	-	-	-	-	-	-	-
Switchgear, switchboard, industrial controls equipment.....	11	75		-	-	-	-	-	-	-	-
Industrial controls and related parts and accessories.....	11	7507		-	-	-	-	-	-	-	-
Switchgear and switchboard apparatus.....			06/05	-	-	-	-	-	-	-	-
Communications and related equipment and miscellaneous electronic systems & equipment.....	11	76	12/85	126.381	127.399	128.129	129.609	129.819	0.6	1.2	0.2
Telephone and wireline data networking equipment.....	11	7601	12/85	-	-	-	-	-	-	-	-
Other communications and related equipment, including broadcast and wireless.....	11	7603	06/13	105.718	106.211	106.695	108.716	108.933	0.5	1.9	0.2
Electronic systems and equipment, n.e.c.....			12/03	-	-	-	-	-	-	-	-
Search, detection, navigation & guidance systems and equipment.....	11	7606	06/04	156.324	157.672	159.122	159.784	159.989	0.9	0.4	0.1
Electric lamp bulbs, tubes, and components.....	11	77		-	-	-	-	-	-	-	-
Electric lamp bulbs, tubes, and components.....			12/04	-	-	-	-	-	-	-	-
Electronic components and accessories.....	11	78		66.720	67.002	67.467	67.339	67.125	0.7	-0.2	-0.3
Capacitors for electronic circuitry.....				-	-	-	-	-	-	-	-

See footnotes at end of table.

Table 8. Producer price indexes and percentage changes for selected commodity and service groupings and individual items, seasonally adjusted — Continued
 [August 2022, Index base 1982=100, unless otherwise indicated]

Title	Commodity code		Other index base	Seasonally adjusted index ¹					Seasonally adjusted 1-month percent change ¹		
	Group code	Item code		Apr. 2022	May 2022 ^P	June 2022 ^P	July 2022 ^P	Aug. 2022 ^P	May to June ^P	June to July ^P	July to Aug. ^P
Relays for electronic circuitry, industrial control overload, and switchgear type.....	11	7821		-	-	-	-	-	-	-	-
Switches, mechanical, for electronic circuitry.....	11	7822	06/82	-	-	-	-	-	-	-	-
Connectors for electronic circuitry.....	11	7824		232.643	231.187	234.422	235.135	236.266	1.4	0.3	0.5
Filters, crystals, and transducers.....			06/82	-	-	-	-	-	-	-	-
Integrated microcircuits.....			06/05	-	-	-	-	-	-	-	-
Other semiconductor and related devices.....	11	7847	06/05	72.628	72.482	72.192	73.097	73.032	-0.4	1.3	-0.1
Bare printed circuit boards.....			12/00	-	-	-	-	-	-	-	-
Electronic coils, transformers, and other inductors.....	11	7853	06/82	-	-	-	-	-	-	-	-
Microwave components, electron tubes, and other electronic components, n.e.c.....			06/00	-	-	-	-	-	-	-	-
Printed circuit assemblies, loaded boards, modules and consumer external modems.....	11	7861	06/82	95.730	96.356	96.520	94.575	93.237	0.2	-2.0	-1.4
Miscellaneous electrical machinery and equipment.....				-	-	-	-	-	-	-	-
Storage batteries.....				-	-	-	-	-	-	-	-
Primary batteries.....				-	-	-	-	-	-	-	-
Carbon and graphite products.....	11	7903		-	-	-	-	-	-	-	-
X-ray and electromedical equipment.....	11	7905		-	-	-	-	-	-	-	-
Miscellaneous electrical industrial apparatus.....			12/85	-	-	-	-	-	-	-	-
All other electrical equipment and components, except industrial.....			12/06	-	-	-	-	-	-	-	-
Miscellaneous instruments.....	11	8		229.086	230.609	232.207	232.926	233.584	0.7	0.3	0.3
Automatic environmental controls for monitoring residential, commercial, and appliance use.....	11	81		-	-	-	-	-	-	-	-
Automatic environmental controls for monitoring residential, commercial, and appliance use.....	11	8105	12/03	-	-	-	-	-	-	-	-
Industrial process control instruments.....	11	82	06/83	262.844	265.107	269.785	273.073	272.733	1.8	1.2	-0.1
Industrial process control instruments.....	11	8201	06/83	262.844	265.107	269.785	273.073	272.733	1.8	1.2	-0.1
Fluid meters and counting devices.....	11	84	12/85	221.249	221.027	223.793	221.686	221.900	1.3	-0.9	0.1
Fluid meters and counting devices.....	11	8401	12/85	221.249	221.027	223.793	221.686	221.900	1.3	-0.9	0.1
Engineering and scientific instruments.....	11	85	12/85	261.436	264.886	265.680	266.333	266.900	0.3	0.2	0.2
Aeronautical, nautical, and navigational instruments.....	11	8501	12/85	296.537	303.217	303.823	304.875	306.048	0.2	0.3	0.4
Hospital beds and specialized hospital furniture.....			12/11	-	-	-	-	-	-	-	-
Measuring instruments and lenses.....	11	86	12/85	162.211	163.058	163.350	163.705	164.257	0.2	0.2	0.3
Sighting, tracking, and fire-control equipment, optical type.....	11	8601	12/85	-	-	-	-	-	-	-	-
All other miscellaneous optical instruments and lenses.....	11	8602	12/85	-	-	-	-	-	-	-	-
Laboratory analytical instruments.....	11	8603	12/85	171.712	172.807	173.524	173.669	173.937	0.4	0.1	0.2
Measuring & controlling devices, n.e.c.....	11	89	06/85	179.001	180.713	181.278	182.388	184.007	0.3	0.6	0.9
Aircraft engine instruments.....			06/85	-	-	-	-	-	-	-	-
Nuclear radiation detection & monitoring instruments.....	11	8904	06/85	223.658	228.627	229.315	227.305	235.376	0.3	-0.9	3.6
Physical properties and kinematic testing equipment.....			06/04	-	-	-	-	-	-	-	-
Commercial, geophysical, meteorological & general-purpose instruments.....			06/04	-	-	-	-	-	-	-	-
Miscellaneous machinery.....	11	9		-	-	-	-	-	-	-	-
Oil field and gas field machinery.....	11	91		-	-	-	-	-	-	-	-
Oil and gas field drilling, surveying, and cementing machinery (except parts sold separately).....	11	9102		-	-	-	-	-	-	-	-
Oil field and gas field production machinery (except pumps and parts sold separately).....				-	-	-	-	-	-	-	-
Parts and attachments for oil and gas field machinery and equipment.....			12/10	-	-	-	-	-	-	-	-
Mining machinery and equipment.....	11	92		-	-	-	-	-	-	-	-
Mining machinery and equipment (except parts sold separately).....			09/19	-	-	-	-	-	-	-	-
Parts and attachments for mining machinery and equipment (sold separately).....	11	9253		302.997	304.686	305.585	305.392	307.880	0.3	-0.1	0.8
Office and store machines and equipment.....				-	-	-	-	-	-	-	-
Coin-operated machines and mechanisms.....			05/18	-	-	-	-	-	-	-	-
Internal combustion engines.....	11	94		-	-	-	-	-	-	-	-
Diesel, semidiesel, and dual-fuel engines (except automotive).....	11	9407	12/82	-	-	-	-	-	-	-	-
Diesel, semidiesel, and dual-fuel engines for automobiles, trucks, and buses.....	11	9408	12/82	-	-	-	-	-	-	-	-
Parts & accessories for internal combustion engines, ex. aircraft & gasoline automotive engines.....	11	9413		223.071	230.158	230.965	231.303	231.753	0.4	0.1	0.2
Machine shop products.....	11	95		-	-	-	-	-	-	-	-
Machine shop products.....			06/84	-	-	-	-	-	-	-	-
Turbines and turbine generator sets.....			06/87	-	-	-	-	-	-	-	-
Turbines and turbine generator sets (excluding parts).....			06/87	-	-	-	-	-	-	-	-
Parts & accessories for turbines, turbine generators, and turbine generator sets.....			09/15	-	-	-	-	-	-	-	-
Parts & accessories for turbines, turbine generators, and turbine generator sets.....			09/15	-	-	-	-	-	-	-	-
Household furniture.....	12	1		-	-	-	-	-	-	-	-
Metal household furniture.....	12	11		-	-	-	-	-	-	-	-

See footnotes at end of table.

Table 8. Producer price indexes and percentage changes for selected commodity and service groupings and individual items, seasonally adjusted — Continued
 [August 2022, Index base 1982=100, unless otherwise indicated]

Title	Commodity code		Other index base	Seasonally adjusted index ¹					Seasonally adjusted 1-month percent change ¹		
	Group code	Item code		Apr. 2022	May 2022 ^P	June 2022 ^P	July 2022 ^P	Aug. 2022 ^P	May to June ^P	June to July ^P	July to Aug. ^P
Metal household furniture.....				-	-	-	-	-	-	-	-
Wood household furniture.....	12	12		-	-	-	-	-	-	-	-
Living room furniture (nonupholstered), wood.....	12	1201		-	-	-	-	-	-	-	-
Dining room furniture (nonupholstered), wood.....	12	1202		-	-	-	-	-	-	-	-
Bedroom furniture (nonupholstered), wood.....	12	1203		-	-	-	-	-	-	-	-
Other wood household furniture.....				-	-	-	-	-	-	-	-
Custom nonupholstered wood household furniture sold direct, excl. kitchen cabinets and vanities.....			06/12	-	-	-	-	-	-	-	-
Upholstered household furniture.....	12	13		-	-	-	-	-	-	-	-
Upholstered household furniture.....	12	1301		-	-	-	-	-	-	-	-
Bedding.....	12	14		-	-	-	-	-	-	-	-
Bedding.....				-	-	-	-	-	-	-	-
Metal porch, lawn, outdoor & casual furniture.....	12	15		344.857	346.599	346.599	345.531	351.107	0.0	-0.3	1.6
Porch and lawn furniture.....	12	1501		344.857	346.599	346.599	345.531	351.107	0.0	-0.3	1.6
Nonupholstered household furniture, except wood and metal.....			12/85	-	-	-	-	-	-	-	-
Nonupholstered household furniture, except wood and metal.....			12/85	-	-	-	-	-	-	-	-
Commercial furniture.....	12	2		-	-	-	-	-	-	-	-
Wood office furniture and store fixtures.....	12	21		-	-	-	-	-	-	-	-
Wood office furniture and store fixtures.....				-	-	-	-	-	-	-	-
Nonwood furniture and store fixtures.....	12	22		-	-	-	-	-	-	-	-
Nonwood commercial storage units, files, and tables.....				-	-	-	-	-	-	-	-
Nonwood commercial furniture.....				-	-	-	-	-	-	-	-
Nonwood partitions and fixtures.....			12/83	-	-	-	-	-	-	-	-
Public building furniture.....			12/84	-	-	-	-	-	-	-	-
Public building furniture.....			12/84	-	-	-	-	-	-	-	-
Commercial furniture and fixtures, n.e.c.....	12	24	12/85	256.906	263.123	269.788	271.524	273.057	2.5	0.6	0.6
Commercial furniture and fixtures, n.e.c.....	12	2401	12/85	256.906	263.123	269.788	271.524	273.057	2.5	0.6	0.6
Floor coverings.....	12	3		-	-	-	-	-	-	-	-
Carpets and rugs.....	12	31		-	-	-	-	-	-	-	-
Carpet and rugs.....				-	-	-	-	-	-	-	-
Resilient floor coverings.....	12	32		-	-	-	-	-	-	-	-
Resilient floor coverings.....	12	3201		-	-	-	-	-	-	-	-
Household appliances.....	12	4		-	-	-	-	-	-	-	-
Major appliances.....	12	41		-	-	-	-	-	-	-	-
Household cooking appliances.....				-	-	-	-	-	-	-	-
Household refrigeration equipment.....				-	-	-	-	-	-	-	-
Other major household appliances including room air-conditioners.....	12	4104		-	-	-	-	-	-	-	-
Household vacuum cleaners, including parts and attachments.....	12	43		-	-	-	-	-	-	-	-
Household vacuum cleaners and other floor care machines (including parts and attachments).....	12	4301		-	-	-	-	-	-	-	-
Electric housewares and fans.....	12	44		-	-	-	-	-	-	-	-
Parts and attachments for small electric household appliances, including fan parts.....			12/82	-	-	-	-	-	-	-	-
Small electric household appliances, including fans.....			05/21	-	-	-	-	-	-	-	-
Portable residential lighting fixtures, including parts and accessories.....	12	45		-	-	-	-	-	-	-	-
Portable residential lighting fixtures, including parts and accessories.....				-	-	-	-	-	-	-	-
Home electronic equipment.....	12	5		-	-	-	-	-	-	-	-
Speakers and commercial sound equipment.....	12	57	12/03	-	-	-	-	-	-	-	-
Speakers and commercial sound equipment.....	12	5707	12/03	-	-	-	-	-	-	-	-
Other home electronic equipment.....			06/04	-	-	-	-	-	-	-	-
Other consumer audio and video equipment, including television receivers...			01/17	-	-	-	-	-	-	-	-
Other household durable goods.....	12	6		-	-	-	-	-	-	-	-
Vitreous china, fine earthenware, and other pottery products.....	12	61		-	-	-	-	-	-	-	-
Vitreous china, porcelain, and earthenware table and kitchenware and other pottery products.....	12	6101		-	-	-	-	-	-	-	-
Mirrors (decorated and undecorated).....				-	-	-	-	-	-	-	-
Mirrors (decorated and undecorated), made from purchased glass.....				-	-	-	-	-	-	-	-
Lawn/garden equipment.....	12	66		-	-	-	-	-	-	-	-
Parts and attachments for consumer lawn, garden, and snow equipment....			12/82	-	-	-	-	-	-	-	-
Consumer lawn, garden, and snow equipment.....			05/18	-	-	-	-	-	-	-	-
Cutlery, flatware (except precious), razors and razor blades.....	12	67		-	-	-	-	-	-	-	-
Cutlery, flatware (except precious), razors and razor blades.....	12	6701		-	-	-	-	-	-	-	-
Metal kitchen utensil, pots, and pans.....				-	-	-	-	-	-	-	-
Metal kitchen utensil, pots, and pans.....				-	-	-	-	-	-	-	-
Window shades, blinds, and accessories.....	12	69	06/84	-	-	-	-	-	-	-	-
Window shades, blinds, and accessories.....	12	6901	06/84	-	-	-	-	-	-	-	-
Glass.....				-	-	-	-	-	-	-	-

See footnotes at end of table.

Table 8. Producer price indexes and percentage changes for selected commodity and service groupings and individual items, seasonally adjusted — Continued
 [August 2022, Index base 1982=100, unless otherwise indicated]

Title	Commodity code		Other index base	Seasonally adjusted index ¹					Seasonally adjusted 1-month percent change ¹		
	Group code	Item code		Apr. 2022	May 2022 ^P	June 2022 ^P	July 2022 ^P	Aug. 2022 ^P	May to June ^P	June to July ^P	July to Aug. ^P
Flat glass.....	13	11		-	-	-	-	-	-	-	-
Flat glass (float, sheet, and plate process).....				-	-	-	-	-	-	-	-
Specialty glass.....	13	1107		-	-	-	-	-	-	-	-
Other finished glassware.....	13	13	06/83	187.425	188.276	191.628	192.115	192.355	1.8	0.3	0.1
Pressed and blown glassware.....	13	1301	06/83	190.405	191.270	194.676	195.100	195.308	1.8	0.2	0.1
Concrete ingredients and related products.....	13	2		356.630	358.749	365.457	370.225	373.168	1.9	1.3	0.8
Construction sand, gravel, and crushed stone.....	13	21		406.264	409.304	418.946	422.458	426.106	2.4	0.8	0.9
Construction sand, gravel and crushed stone.....	13	2101		406.264	409.304	418.946	422.458	426.106	2.4	0.8	0.9
Cement, hydraulic.....	13	22		288.546	288.968	290.263	298.088	299.858	0.4	2.7	0.6
Cement, hydraulic.....	13	2201		288.546	288.968	290.263	298.088	299.858	0.4	2.7	0.6
Concrete products.....	13	3		318.982	322.951	327.959	334.577	339.446	1.6	2.0	1.5
Concrete block and brick.....	13	31		319.100	319.136	321.130	326.492	328.852	0.6	1.7	0.7
Structural concrete block.....	13	3111		328.598	329.366	329.995	336.970	339.602	0.2	2.1	0.8
Decorative concrete block.....	13	3121		278.230	276.036	276.717	285.993	286.757	0.2	3.4	0.3
Concrete brick.....				-	-	-	-	-	-	-	-
Concrete pavers.....	13	3141		273.239	273.510	276.988	278.273	282.030	1.3	0.5	1.4
Concrete pipe.....				-	-	-	-	-	-	-	-
Concrete pipe.....				-	-	-	-	-	-	-	-
Ready-mix concrete.....	13	33		316.635	318.246	322.084	329.545	334.725	1.2	2.3	1.6
Ready-mix concrete.....	13	3301		316.635	318.246	322.084	329.545	334.725	1.2	2.3	1.6
Precast concrete products.....	13	34		-	-	-	-	-	-	-	-
Precast concrete products.....	13	3401		-	-	-	-	-	-	-	-
Prestressed concrete products.....				-	-	-	-	-	-	-	-
Prestressed concrete products.....				-	-	-	-	-	-	-	-
Clay construction products ex. refractories.....	13	4		-	-	-	-	-	-	-	-
Brick and structural clay tile.....	13	42	12/84	-	-	-	-	-	-	-	-
Building or common brick.....	13	4201	12/84	-	-	-	-	-	-	-	-
Glazed brick and other brick (paving, floor, and sewer).....	13	4202	12/84	-	-	-	-	-	-	-	-
Clay floor and wall tile, glazed and unglazed.....	13	44		-	-	-	-	-	-	-	-
Clay floor and wall tile, glazed and unglazed (including quarry tile and ceramic mosaic tile).....				-	-	-	-	-	-	-	-
Structural clay products, n.e.c.....	13	45		-	-	-	-	-	-	-	-
Structural clay products, n.e.c.....	13	4501		-	-	-	-	-	-	-	-
Refractories.....	13	5		-	-	-	-	-	-	-	-
Clay refractories.....	13	52		-	-	-	-	-	-	-	-
Clay refractories.....	13	5201		-	-	-	-	-	-	-	-
Nonclay refractories.....	13	53		-	-	-	-	-	-	-	-
Nonclay refractories (excluding dead-burned magnesia).....	13	5301		-	-	-	-	-	-	-	-
Asphalt felts and coatings.....	13	6		-	-	-	-	-	-	-	-
Prepared asphalt and tar roofing and siding products.....	13	61		-	-	-	-	-	-	-	-
Prepared asphalt and tar roofing and siding products.....	13	6101		-	-	-	-	-	-	-	-
Roofing asphalts, pitches, coatings, and cement.....	13	62		-	-	-	-	-	-	-	-
Roofing asphalts, pitches, coatings, and cement.....	13	6201		-	-	-	-	-	-	-	-
Gypsum products.....	13	7		418.405	443.746	446.737	446.744	461.934	0.7	0.0	3.4
Gypsum products.....	13	71		418.405	443.746	446.737	446.744	461.934	0.7	0.0	3.4
Gypsum products.....	13	7101		418.405	443.746	446.737	446.744	461.934	0.7	0.0	3.4
Glass containers.....	13	8		246.898	248.372	250.230	251.026	251.939	0.7	0.3	0.4
Glass containers.....	13	81		246.898	248.372	250.230	251.026	251.939	0.7	0.3	0.4
Glass containers (including value of packaging).....	13	8101		246.898	248.372	250.230	251.026	251.939	0.7	0.3	0.4
Other nonmetallic minerals.....	13	9		289.685	293.962	297.874	308.695	308.868	1.3	3.6	0.1
Insulation materials.....	13	92		-	-	-	-	-	-	-	-
Mineral wool for thermal and acoustical envelope insulation.....	13	9201		-	-	-	-	-	-	-	-
Mineral wool for industrial, equipment, and appliance insulation.....				-	-	-	-	-	-	-	-
Paving mixtures and blocks.....	13	94		361.490	375.738	385.313	396.617	399.565	2.5	2.9	0.7
Paving mixtures and blocks.....	13	9401		361.490	375.738	385.313	396.617	399.565	2.5	2.9	0.7
Cut stone and stone products.....			12/84	-	-	-	-	-	-	-	-
Cut stone and stone products.....			12/84	-	-	-	-	-	-	-	-
Gaskets, packing, and sealing devices.....	13	98	12/85	-	-	-	-	-	-	-	-
Gaskets and gasketing material.....	13	9801	12/85	-	-	-	-	-	-	-	-
Packing and sealing.....	13	9802	12/85	-	-	-	-	-	-	-	-
Nonmetallic minerals and products, n.e.c.....	13	99	06/82	267.481	267.488	269.542	280.609	282.869	0.8	4.1	0.8
Industrial sand.....	13	9901	06/82	-	-	-	-	-	-	-	-
Clay and stone mining and quarrying.....	13	9902	06/84	-	-	-	-	-	-	-	-
All other miscellaneous nonmetallic mineral products.....	13	9903	12/85	218.278	217.799	218.470	226.037	226.001	0.3	3.5	0.0
Motor vehicles and equipment.....	14	1		164.273	165.078	165.783	166.423	167.179	0.4	0.4	0.5

See footnotes at end of table.

Table 8. Producer price indexes and percentage changes for selected commodity and service groupings and individual items, seasonally adjusted — Continued
 [August 2022, Index base 1982=100, unless otherwise indicated]

Title	Commodity code		Other index base	Seasonally adjusted index ¹					Seasonally adjusted 1-month percent change ¹		
	Group code	Item code		Apr. 2022	May 2022 ^P	June 2022 ^P	July 2022 ^P	Aug. 2022 ^P	May to June ^P	June to July ^P	July to Aug. ^P
Motor vehicles.....	14	11		166.300	167.127	167.827	168.606	169.068	0.4	0.5	0.3
Passenger cars and chassis.....	14	1101		141.159	141.934	142.755	143.043	143.605	0.6	0.2	0.4
Motorcycles, including three-wheel motorbikes, motorscooters, mopeds, and parts.....	14	1104		-	-	-	-	-	-	-	-
Trucks, truck tractors, & bus chassis 14,000 lb or less, incl. minivans & suvs.....	14	1105		190.792	191.329	191.906	193.377	193.829	0.3	0.8	0.2
Trucks, over 14,000 lbs GVW.....	14	1106		-	-	-	-	-	-	-	-
Motor vehicles parts.....	14	12		-	-	-	-	-	-	-	-
Motor vehicles parts.....			12/03	-	-	-	-	-	-	-	-
Truck and bus bodies.....	14	13	12/82	-	-	-	-	-	-	-	-
Truck and bus bodies sold separately.....	14	1301	12/82	-	-	-	-	-	-	-	-
Complete vehicles on purchased chassis.....			12/82	-	-	-	-	-	-	-	-
Truck trailers.....	14	14		-	-	-	-	-	-	-	-
Truck trailers.....	14	1406	12/86	-	-	-	-	-	-	-	-
Motor homes, built on purchased chassis.....	14	15	06/84	-	-	-	-	-	-	-	-
Motor homes, built on purchased chassis.....	14	1501	06/84	-	-	-	-	-	-	-	-
Travel trailers and campers.....	14	16	06/84	-	-	-	-	-	-	-	-
Travel trailers.....	14	1601	06/84	-	-	-	-	-	-	-	-
Camping trailers, campers, pick-up covers, and parts.....	14	1602	06/84	-	-	-	-	-	-	-	-
Aircraft and aircraft equipment.....	14	2		292.149	292.976	294.342	295.043	296.059	0.5	0.2	0.3
Aircraft.....	14	21		325.614	326.707	328.206	329.047	329.894	0.5	0.3	0.3
Civilian aircraft.....	14	2102	12/85	308.912	310.475	312.621	313.784	314.995	0.7	0.4	0.4
Military aircraft.....			06/13	-	-	-	-	-	-	-	-
Aircraft engine and engine parts.....	14	23	12/85	240.680	241.232	242.729	243.656	245.816	0.6	0.4	0.9
Aircraft engine and engine parts.....	14	2301	12/85	240.680	241.232	242.729	243.656	245.816	0.6	0.4	0.9
Other aircraft parts and equipment.....	14	25	06/85	196.728	197.118	197.790	197.903	198.016	0.3	0.1	0.1
Other aircraft parts and equipment.....	14	2501	06/85	196.728	197.118	197.790	197.903	198.016	0.3	0.1	0.1
Ships and boats.....	14	3		294.174	297.391	298.658	299.181	299.941	0.4	0.2	0.3
Ships.....	14	31	12/85	-	-	-	-	-	-	-	-
Military self-propelled ships, new construction.....			06/96	-	-	-	-	-	-	-	-
Nonmilitary self-propelled ships, new construction.....			06/96	-	-	-	-	-	-	-	-
Boats.....	14	32		328.352	329.550	332.372	334.352	338.410	0.9	0.6	1.2
Outboard motorboats, including commercial and military (except sailboats and lifeboats).....	14	3201		367.884	369.067	372.226	377.717	385.931	0.9	1.5	2.2
Inboard motorboats, including commercial and military (except sailboats and lifeboats).....	14	3202		339.193	339.534	340.778	342.038	341.158	0.4	0.4	-0.3
Inboard-outdrive boats, including commercial and military (except sailboats and lifeboats).....	14	3203		-	-	-	-	-	-	-	-
All other boats (excluding military and commercial).....				-	-	-	-	-	-	-	-
Railroad equipment.....	14	4		-	-	-	-	-	-	-	-
Railroad cars and locomotives.....			05/22	-	-	-	-	-	-	-	-
Railroad cars and locomotives.....			05/22	-	-	-	-	-	-	-	-
Railway maintenance of way equipment and parts.....			05/22	-	-	-	-	-	-	-	-
Railway maintenance of way equipment and parts.....				-	-	-	-	-	-	-	-
Transportation equipment, n.e.c.....			06/85	-	-	-	-	-	-	-	-
Transportation equipment, n.e.c.....			06/85	-	-	-	-	-	-	-	-
Other transportation equipment, incl. golf carts, vehicle trailers, and all-terrain vehicles.....			06/85	-	-	-	-	-	-	-	-
Toys, sporting goods, small arms, etc.....	15	1		191.539	194.840	200.545	200.447	200.541	2.9	0.0	0.0
Toys, games, and children's vehicles.....	15	11		-	-	-	-	-	-	-	-
Toys, games, and children's vehicles.....	15	1101		-	-	-	-	-	-	-	-
Sporting and athletic goods.....	15	12		178.118	182.614	191.422	191.555	191.345	4.8	0.1	-0.1
Sporting and athletic goods.....	15	1201		178.118	182.614	191.422	191.555	191.345	4.8	0.1	-0.1
Small arms and ammunition.....	15	13		-	-	-	-	-	-	-	-
Small arms.....	15	1301		-	-	-	-	-	-	-	-
Small arms ammunition.....	15	1302		-	-	-	-	-	-	-	-
Other small arms ammunition products.....	15	1303	06/85	-	-	-	-	-	-	-	-
Tobacco products, incl. stemmed & redried.....	15	2		-	-	-	-	-	-	-	-
Cigarettes, excluding electronic.....	15	21		-	-	-	-	-	-	-	-
Cigarettes, excluding electronic.....	15	2101		-	-	-	-	-	-	-	-
Stemmed and redried tobacco.....	15	24	06/84	-	-	-	-	-	-	-	-
Stemmed and redried tobacco.....			06/84	-	-	-	-	-	-	-	-
Other tobacco products.....	15	25	12/05	-	-	-	-	-	-	-	-
Other tobacco products.....	15	2501	12/05	-	-	-	-	-	-	-	-
Notions.....	15	3		-	-	-	-	-	-	-	-
Fasteners, zippers, buttons, needles, pins, and buckles.....	15	32		-	-	-	-	-	-	-	-
Fasteners, zippers, buttons, needles, pins, and buckles.....				-	-	-	-	-	-	-	-

See footnotes at end of table.

Table 8. Producer price indexes and percentage changes for selected commodity and service groupings and individual items, seasonally adjusted — Continued
 [August 2022, Index base 1982=100, unless otherwise indicated]

Title	Commodity code		Other index base	Seasonally adjusted index ¹					Seasonally adjusted 1-month percent change ¹		
	Group code	Item code		Apr. 2022	May 2022 ^P	June 2022 ^P	July 2022 ^P	Aug. 2022 ^P	May to June ^P	June to July ^P	July to Aug. ^P
Photographic equipment and supplies.....	15	4		-	-	-	-	-	-	-	-
Photographic and photocopying equipment.....	15	41		-	-	-	-	-	-	-	-
Photographic and photocopying equipment.....			12/83	-	-	-	-	-	-	-	-
Photographic supplies.....	15	42		-	-	-	-	-	-	-	-
Photographic supplies.....			12/83	-	-	-	-	-	-	-	-
Mobile homes.....	15	5		-	-	-	-	-	-	-	-
Manufactured homes (mobile homes), all sizes (incl. multisection).....	15	53		-	-	-	-	-	-	-	-
Manufactured mobile homes and nonresidential mobile buildings.....	15	5303	12/86	-	-	-	-	-	-	-	-
Medical, surgical & personal aid devices.....	15	6		192.884	193.425	193.864	194.156	194.386	0.2	0.2	0.1
Surgical and medical instruments.....	15	62	06/82	144.800	146.451	146.736	146.837	146.931	0.2	0.1	0.1
Surgical and medical instruments.....	15	6201	06/82	144.800	146.451	146.736	146.837	146.931	0.2	0.1	0.1
Medical and surgical appliances and supplies.....	15	63	06/83	-	-	-	-	-	-	-	-
Medical and surgical appliances and supplies.....	15	6301	06/83	-	-	-	-	-	-	-	-
Ophthalmic goods.....	15	64	12/83	-	-	-	-	-	-	-	-
Ophthalmic goods.....	15	6401	12/83	-	-	-	-	-	-	-	-
Dental equipment and supplies.....	15	65	06/85	-	-	-	-	-	-	-	-
Dental equipment and supplies.....	15	6501	06/85	-	-	-	-	-	-	-	-
Other industrial safety equipment.....	15	7		-	-	-	-	-	-	-	-
Personal safety equipment and clothing.....	15	71		-	-	-	-	-	-	-	-
Personal safety equipment and clothing.....			06/04	-	-	-	-	-	-	-	-
Other miscellaneous products.....	15	9		-	-	-	-	-	-	-	-
Burial caskets.....	15	91		465.242	467.799	468.739	469.767	468.946	0.2	0.2	-0.2
Burial caskets.....	15	9101		465.242	467.799	468.739	469.767	468.946	0.2	0.2	-0.2
Musical instruments.....	15	93		-	-	-	-	-	-	-	-
Musical instruments.....	15	9301		-	-	-	-	-	-	-	-
Jewelry and jewelry products.....				-	-	-	-	-	-	-	-
Jewelry (gold and platinum) and silverware.....				-	-	-	-	-	-	-	-
Costume jewelry and novelties.....				-	-	-	-	-	-	-	-
All other jewelry and personal goods (excluding costume).....			06/07	-	-	-	-	-	-	-	-
Jewelers' material and lapidary work.....			12/08	-	-	-	-	-	-	-	-
Pens, pencils, and marking devices.....	15	95		209.926	213.063	217.159	218.705	218.573	1.9	0.7	-0.1
Pens, markers, mechanical pencils, and associated parts.....	15	9502	12/85	199.217	202.898	207.088	207.326	207.513	2.1	0.1	0.1
Lead pencils, art goods, office supplies and small office equipment, excluding paper.....	15	9503	12/85	197.733	200.760	206.483	208.808	208.487	2.9	1.1	-0.2
Marking devices.....			12/85	-	-	-	-	-	-	-	-
Watches, clocks, watchcases, and parts.....	15	96		159.194	159.353	159.353	-	-	0.0	-	-
Watches, clocks, watchcases, and parts.....	15	9603	06/01	130.815	130.815	130.815	-	-	0.0	-	-
Brooms and brushes.....	15	97		-	-	-	-	-	-	-	-
Brooms, brushes and mops.....	15	9705	12/85	-	-	-	-	-	-	-	-
Miscellaneous products, n.e.c.....	15	9A	12/85	-	-	-	-	-	-	-	-
Candles.....			12/85	-	-	-	-	-	-	-	-
Signs and advertising displays.....			12/85	-	-	-	-	-	-	-	-
All other miscellaneous fabricated products and recyclable materials.....			12/85	-	-	-	-	-	-	-	-
Reproduction of audio and video media and software.....			12/03	-	-	-	-	-	-	-	-
Reproduction of audio and video media and software.....			12/03	-	-	-	-	-	-	-	-
Services²											
Transportation of freight and mail.....	30	1	06/09	167.693	171.052	170.953	171.994	170.337	-0.1	0.6	-1.0
Rail transportation of freight and mail.....	30	11	12/08	-	-	-	-	-	-	-	-
Rail transportation of freight and mail.....	30	1101	12/08	-	-	-	-	-	-	-	-
Truck transportation of freight.....	30	12	06/09	-	-	-	-	-	-	-	-
Local motor carrying.....	30	1201	06/09	-	-	-	-	-	-	-	-
Long-distance motor carrying.....	30	1202	06/09	-	-	-	-	-	-	-	-
Water transportation of freight.....			06/09	-	-	-	-	-	-	-	-
Deep sea water transportation of freight.....			12/08	-	-	-	-	-	-	-	-
Coastal and intercoastal water transportation of freight.....			12/08	-	-	-	-	-	-	-	-
Great Lakes-St Lawrence Seaway water transportation of freight.....	30	1303	12/08	-	-	-	-	-	-	-	-
Inland waterways transportation of freight.....			12/08	-	-	-	-	-	-	-	-
Air transportation of freight.....			12/08	-	-	-	-	-	-	-	-
Air transportation of freight.....			12/08	-	-	-	-	-	-	-	-
Courier, messenger, and U.S. postal services.....	30	16	06/09	171.486	173.548	173.306	177.186	176.680	-0.1	2.2	-0.3
U.S. Postal Service.....	30	1601	06/89	254.098	254.858	255.112	267.991	268.469	0.1	5.0	0.2
Courier and messenger services, except air.....	30	1602	04/09	193.548	195.493	196.599	197.245	197.206	0.6	0.3	0.0
Air mail and package delivery services, excluding by USPS.....	30	1603	04/09	232.159	240.668	235.442	235.934	231.325	-2.2	0.2	-2.0
Pipeline transportation.....			05/22	-	-	-	-	-	-	-	-
Pipeline transportation of petroleum products.....	30	1701	12/08	170.170	170.341	170.685	180.999	181.193	0.2	6.0	0.1
Pipeline transportation of natural gas.....			05/22	-	-	-	-	-	-	-	-

See footnotes at end of table.

Table 8. Producer price indexes and percentage changes for selected commodity and service groupings and individual items, seasonally adjusted — Continued
 [August 2022, Index base 1982=100, unless otherwise indicated]

Title	Commodity code		Other index base	Seasonally adjusted index ¹					Seasonally adjusted 1-month percent change ¹		
	Group code	Item code		Apr. 2022	May 2022 ^P	June 2022 ^P	July 2022 ^P	Aug. 2022 ^P	May to June ^P	June to July ^P	July to Aug. ^P
Transportation of passengers (partial).....	30	2	06/09	136.523	141.741	147.278	143.107	147.780	3.9	-2.8	3.3
Rail transportation of passengers.....	30	21	12/08	131.436	131.567	133.822	133.989	134.300	1.7	0.1	0.2
Rail transportation of passengers.....	30	2101	12/08	131.436	131.567	133.822	133.989	134.300	1.7	0.1	0.2
Airline passenger services.....	30	22	12/08	125.831	130.710	135.858	131.954	136.321	3.9	-2.9	3.3
Airline passenger services.....	30	2201	12/08	125.831	130.710	135.858	131.954	136.321	3.9	-2.9	3.3
Services related to water transportation.....	31	1	06/09	134.515	135.466	135.523	135.144	135.214	0.0	-0.3	0.1
Towing, tugging, docking, and related services.....	31	11	03/09	-	-	-	-	-	-	-	-
Towing, tugging, docking and related services.....	31	1101	03/09	-	-	-	-	-	-	-	-
Operation of port waterfront terminals.....			12/08	-	-	-	-	-	-	-	-
Operation of port waterfront terminals.....			12/08	-	-	-	-	-	-	-	-
Marine cargo handling.....	31	13	12/08	129.464	129.522	129.659	129.369	129.001	0.1	-0.2	-0.3
Marine cargo handling.....	31	1301	12/08	129.464	129.522	129.659	129.369	129.001	0.1	-0.2	-0.3
Services related to air transportation.....	31	2	04/09	130.131	130.836	131.874	129.991	130.462	0.8	-1.4	0.4
Other airport operations, excluding aircraft maintenance and repair.....	31	21	04/09	130.131	130.836	131.874	129.991	130.462	0.8	-1.4	0.4
Other airport operations, excluding aircraft maintenance and repair.....	31	2101	04/09	130.131	130.836	131.874	129.991	130.462	0.8	-1.4	0.4
Other services related to transportation activities (partial).....			06/09	-	-	-	-	-	-	-	-
Arrangement of freight and cargo.....			12/08	-	-	-	-	-	-	-	-
Arrangement of freight and cargo.....			12/08	-	-	-	-	-	-	-	-
Freight forwarding.....			12/08	-	-	-	-	-	-	-	-
Freight forwarding.....			12/08	-	-	-	-	-	-	-	-
Warehousing, storage, and related services.....			12/08	-	-	-	-	-	-	-	-
Warehousing, storage, and related services.....			12/08	-	-	-	-	-	-	-	-
Warehousing, storage, and related services.....			12/08	-	-	-	-	-	-	-	-
Book, periodical, and newspaper publishing sales and subscriptions.....	33	1	06/09	143.851	144.683	144.724	145.595	145.421	0.0	0.6	-0.1
Sales of books.....	33	11		-	-	-	-	-	-	-	-
Sales of textbooks.....	33	1101		-	-	-	-	-	-	-	-
Sales of technical, scientific, and professional books.....	33	1102		699.390	703.488	707.674	720.610	724.969	0.6	1.8	0.6
Sales of religious books.....				-	-	-	-	-	-	-	-
Sales of general adult and juvenile books.....				-	-	-	-	-	-	-	-
Sales of general reference books.....				-	-	-	-	-	-	-	-
Sales of digital books.....			09/15	-	-	-	-	-	-	-	-
Sales and subscriptions of periodicals and newspapers.....	33	12	06/09	144.678	145.067	145.177	145.910	145.335	0.1	0.5	-0.4
Sales and subscriptions of periodicals.....			06/07	-	-	-	-	-	-	-	-
Newspaper subscription and single copy sales.....	33	1202		529.971	532.686	533.450	538.563	534.552	0.1	1.0	-0.7
Directory, mailing list, and related compilations publishing sales.....			12/08	-	-	-	-	-	-	-	-
Directory, mailing list, and related compilations publishing sales.....			12/08	-	-	-	-	-	-	-	-
Directory, mailing list, and related compilations publishing sales.....			12/08	-	-	-	-	-	-	-	-
Greeting card publishing sales.....			12/85	-	-	-	-	-	-	-	-
Greeting card publishing sales.....			12/85	-	-	-	-	-	-	-	-
Greeting card publishing sales.....			12/85	-	-	-	-	-	-	-	-
Calendars, yearbooks, and other miscellaneous publishing sales.....			12/89	-	-	-	-	-	-	-	-
Calendars, yearbooks, and other miscellaneous publishing sales.....			12/89	-	-	-	-	-	-	-	-
Calendars, yearbooks, and other miscellaneous publishing sales.....			12/89	-	-	-	-	-	-	-	-
Internet publishing and broadcasting subscription, content access, and licensing sales.....			12/09	-	-	-	-	-	-	-	-
Internet publishing and broadcasting subscription, content access, and licensing sales.....			12/09	-	-	-	-	-	-	-	-
Internet publishing and broadcasting subscription, content access, and licensing sales.....			12/09	-	-	-	-	-	-	-	-
Application software publishing.....			06/09	-	-	-	-	-	-	-	-
Application software publishing.....			06/09	-	-	-	-	-	-	-	-
Desktop and portable device application software publishing.....			12/08	-	-	-	-	-	-	-	-
Application software publishing, cross-industry, vertical market, utilities, and other.....			12/08	-	-	-	-	-	-	-	-
Application software publishing, game software.....	34	2104	12/13	82.829	78.724	77.426	77.541	79.237	-1.6	0.1	2.2
Affiliate agreements, programming sales, and retransmission fees for cable and broadcast tv.....	35	1	06/09	154.687	155.148	157.699	158.558	159.088	1.6	0.5	0.3
Affiliate agreements, programming sales, and retransmission fees for cable and broadcast tv.....	35	11	06/09	154.687	155.148	157.699	158.558	159.088	1.6	0.5	0.3
Affiliate agreements, programming sales, and retransmission fees for cable and broadcast tv.....	35	1101	12/08	157.557	158.026	160.624	161.509	162.049	1.6	0.6	0.3
Affiliate agreements, programming sales, and retransmission fees for radio.....			06/09	-	-	-	-	-	-	-	-
Affiliate agreements, programming sales, and retransmission fees for radio.....			06/09	-	-	-	-	-	-	-	-
Affiliate agreements, programming sales, and retransmission fees for radio.....			12/08	-	-	-	-	-	-	-	-

See footnotes at end of table.

Table 8. Producer price indexes and percentage changes for selected commodity and service groupings and individual items, seasonally adjusted — Continued
 [August 2022, Index base 1982=100, unless otherwise indicated]

Title	Commodity code		Other index base	Seasonally adjusted index ¹					Seasonally adjusted 1-month percent change ¹		
	Group code	Item code		Apr. 2022	May 2022 ^P	June 2022 ^P	July 2022 ^P	Aug. 2022 ^P	May to June ^P	June to July ^P	July to Aug. ^P
Advertising space sales in periodicals, newspapers, directories, and mailing lists.....	36	1	06/09	-	-	-	-	-	-	-	-
Advertising space sales in periodicals and newspapers.....	36	11	06/09	-	-	-	-	-	-	-	-
Advertising space sales in periodicals.....	36	1101		440.619	440.619	445.490	444.556	443.568	1.1	-0.2	-0.2
Advertising space sales in newspapers.....	36	1102		-	-	-	-	-	-	-	-
Advertising space sales in directories and mailing lists.....	36	12	12/08	-	-	-	-	-	-	-	-
Advertising space sales in directories and mailing lists.....	36	1201	12/08	-	-	-	-	-	-	-	-
Television advertising time sales.....	36	2	06/09	107.231	110.420	102.355	102.611	96.920	-7.3	0.3	-5.5
Television advertising time sales.....	36	21	06/09	107.231	110.420	102.355	102.611	96.920	-7.3	0.3	-5.5
Broadcast and network television advertising time sales.....	36	2101	12/08	95.297	99.316	91.113	92.674	91.353	-8.3	1.7	-1.4
Cable network advertising time sales.....	36	2102	12/08	-	-	-	-	-	-	-	-
Local cable system advertising time sales.....			12/08	-	-	-	-	-	-	-	-
Radio advertising time sales.....	36	3	03/09	100.735	109.476	106.064	98.270	95.810	-3.1	-7.3	-2.5
Radio advertising time sales.....	36	31	03/09	100.735	109.476	106.064	98.270	95.810	-3.1	-7.3	-2.5
Radio advertising time sales.....	36	3101	03/09	100.735	109.476	106.064	98.270	95.810	-3.1	-7.3	-2.5
Internet advertising sales, excluding Internet advertising sold by print publishers.....			12/09	-	-	-	-	-	-	-	-
Internet advertising sales, excluding Internet advertising sold by print publishers.....			12/09	-	-	-	-	-	-	-	-
Internet advertising sales, excluding Internet advertising sold by print publishers.....			12/09	-	-	-	-	-	-	-	-
Wired telephone services.....	37	1	06/09	-	-	-	-	-	-	-	-
Residential wired telephone services.....	37	11	06/09	145.895	146.624	146.713	147.394	148.981	0.1	0.5	1.1
Local residential wired telephone service.....	37	1101	12/08	149.341	149.491	149.516	149.432	151.337	0.0	-0.1	1.3
Long distance residential wired telephone service.....	37	1102	03/09	141.196	142.463	142.692	144.748	145.562	0.2	1.4	0.6
All-distance residential wired telephone service.....	37	1103	12/11	138.798	139.351	139.867	140.335	140.363	0.4	0.3	0.0
Business wired telephone services.....			06/09	-	-	-	-	-	-	-	-
Local business wired telephone service.....			12/08	-	-	-	-	-	-	-	-
Long distance business wired telephone and other toll service.....	37	1202	04/09	95.031	94.466	95.364	96.281	95.228	1.0	1.0	-1.1
Private line wired telephone service.....	37	1204	12/11	93.137	92.950	92.769	93.121	93.098	-0.2	0.4	0.0
All-distance business wired telephone service (partial).....			05/22	-	-	-	-	-	-	-	-
Other telephone services.....			12/08	-	-	-	-	-	-	-	-
Other telephone services.....			12/08	-	-	-	-	-	-	-	-
Wireless telecommunication services.....	37	2	06/09	65.002	65.364	65.492	65.467	64.925	0.2	0.0	-0.8
Cellular phone and other wireless telecommunication services.....	37	21	03/09	63.439	63.920	63.982	63.974	63.433	0.1	0.0	-0.8
Cellular phone and other wireless telecommunication services.....	37	2101	03/09	63.439	63.920	63.982	63.974	63.433	0.1	0.0	-0.8
Cable and satellite subscriber services.....	37	3	12/08	147.772	148.438	149.530	151.057	151.265	0.7	1.0	0.1
Cable and satellite subscriber services.....	37	31	12/08	147.772	148.438	149.530	151.057	151.265	0.7	1.0	0.1
Cable and satellite subscriber services.....	37	3101	12/08	147.772	148.438	149.530	151.057	151.265	0.7	1.0	0.1
Internet access services.....			03/09	-	-	-	-	-	-	-	-
Internet access services.....			03/09	-	-	-	-	-	-	-	-
Residential Internet access services.....			12/11	-	-	-	-	-	-	-	-
Business Internet access services.....	37	4103	12/11	-	-	-	-	-	-	-	-
Bundled wired telecommunications access services.....			12/11	-	-	-	-	-	-	-	-
Bundled wired telecommunications access services.....			12/11	-	-	-	-	-	-	-	-
Bundled wired telecommunications access services.....			12/11	-	-	-	-	-	-	-	-
Data processing and related services.....			06/09	-	-	-	-	-	-	-	-
Data processing and related services.....			06/09	-	-	-	-	-	-	-	-
Hosting, ASP and other IT infrastructure provisioning services.....			12/08	-	-	-	-	-	-	-	-
Business process management services.....			12/08	-	-	-	-	-	-	-	-
Data management, information transformation and other services.....			12/08	-	-	-	-	-	-	-	-
Loan services (partial).....	39	1	06/09	140.777	142.599	145.991	152.848	163.424	2.4	4.7	6.9
Business loans (partial).....	39	11	04/09	212.750	220.897	231.457	251.111	274.096	4.8	8.5	9.2
Business loans (partial).....	39	1101	04/09	212.750	220.897	231.457	251.111	274.096	4.8	8.5	9.2
Consumer loans (partial).....	39	12	06/09	117.814	116.501	116.433	118.153	123.810	-0.1	1.5	4.8
Residential real estate loans (partial).....			04/09	-	-	-	-	-	-	-	-
Vehicle loans (partial).....	39	1202	04/09	62.803	62.563	61.119	61.181	61.159	-2.3	0.1	0.0
Credit cards, overdraft credit, and related plans (partial).....	39	1203	04/09	154.811	155.488	158.846	158.419	163.361	2.2	-0.3	3.1
Other loans and loan services (partial).....			04/09	-	-	-	-	-	-	-	-
Other loans and loan services (partial).....			04/09	-	-	-	-	-	-	-	-
Deposit services (partial).....			04/09	-	-	-	-	-	-	-	-
Deposit services (partial).....			04/09	-	-	-	-	-	-	-	-
Deposit services (partial).....			04/09	-	-	-	-	-	-	-	-
Other credit intermediation services, including trust services (partial).....			04/09	-	-	-	-	-	-	-	-
Other credit intermediation services, including trust services (partial).....			04/09	-	-	-	-	-	-	-	-

See footnotes at end of table.

Table 8. Producer price indexes and percentage changes for selected commodity and service groupings and individual items, seasonally adjusted — Continued
 [August 2022, Index base 1982=100, unless otherwise indicated]

Title	Commodity code		Other index base	Seasonally adjusted index ¹					Seasonally adjusted 1-month percent change ¹		
	Group code	Item code		Apr. 2022	May 2022 ^P	June 2022 ^P	July 2022 ^P	Aug. 2022 ^P	May to June ^P	June to July ^P	July to Aug. ^P
Other credit intermediation services, including trust services (partial)			04/09	-	-	-	-	-	-	-	-
Securities brokerage, dealing, investment advice, and related services			06/09	-	-	-	-	-	-	-	-
Securities brokerage, dealing, investment advice, and related services			06/09	-	-	-	-	-	-	-	-
Securities brokerage, dealing, and investment advice			12/08	-	-	-	-	-	-	-	-
Securities brokerage and dealing related services (partial)			12/08	-	-	-	-	-	-	-	-
Portfolio management			12/08	-	-	-	-	-	-	-	-
Portfolio management			12/08	-	-	-	-	-	-	-	-
Portfolio management			12/08	-	-	-	-	-	-	-	-
Investment banking			12/08	-	-	-	-	-	-	-	-
Investment banking			12/08	-	-	-	-	-	-	-	-
Investment banking			12/08	-	-	-	-	-	-	-	-
Insurance	41	1	06/09	127.720	127.725	128.104	128.502	128.677	0.3	0.3	0.1
Insurance	41	11	06/09	127.720	127.725	128.104	128.502	128.677	0.3	0.3	0.1
Life insurance	41	1101	03/09	-	-	-	-	-	-	-	-
Disability insurance, including accidental death	41	1102	03/09	-	-	-	-	-	-	-	-
Health and medical insurance	41	1103	03/09	143.514	143.719	143.955	143.888	144.089	0.2	0.0	0.1
Property and casualty insurance	41	1104	03/09	-	-	-	-	-	-	-	-
Annuities			03/09	-	-	-	-	-	-	-	-
Annuities			03/09	-	-	-	-	-	-	-	-
Annuities			03/09	-	-	-	-	-	-	-	-
Commissions from sales of insurance	42	1	06/09	-	-	-	-	-	-	-	-
Commissions from sales of insurance	42	11	06/09	-	-	-	-	-	-	-	-
Commissions from sales of life insurance and annuities	42	1101	06/09	104.979	105.028	105.133	105.241	105.140	0.1	0.1	-0.1
Commissions from sales of health and medical insurance			06/09	-	-	-	-	-	-	-	-
Commissions from sales of property and casualty insurance	42	1103	06/09	-	-	-	-	-	-	-	-
Commissions from sales of other insurance			06/09	-	-	-	-	-	-	-	-
Nonresidential real estate services			06/09	-	-	-	-	-	-	-	-
Nonresidential real estate rents	43	11	06/09	-	-	-	-	-	-	-	-
Office buildings, gross rents			12/08	-	-	-	-	-	-	-	-
Retail properties, gross rents			04/09	-	-	-	-	-	-	-	-
Industrial buildings, gross rents			04/09	-	-	-	-	-	-	-	-
Self-service storage and miniwarehouses, gross rents	43	1104	12/08	-	-	-	-	-	-	-	-
Other nonresidential buildings, gross rents			12/08	-	-	-	-	-	-	-	-
Nonresidential property sales and leases including land, brokerage fees and commissions			12/08	-	-	-	-	-	-	-	-
Nonresidential property sales and leases including land, brokerage fees and commissions			12/08	-	-	-	-	-	-	-	-
Nonresidential property management fees			12/08	-	-	-	-	-	-	-	-
Nonresidential property management fees			12/08	-	-	-	-	-	-	-	-
Residential real estate services (partial)	43	2	06/09	168.734	169.217	170.094	171.085	172.928	0.5	0.6	1.1
Residential property sales and rental, brokerage fees and commissions	43	21	12/08	186.532	187.796	189.101	190.345	192.841	0.7	0.7	1.3
Residential property sales and rental, brokerage fees and commissions	43	2101	12/08	186.532	187.796	189.101	190.345	192.841	0.7	0.7	1.3
Residential property management fees			12/08	-	-	-	-	-	-	-	-
Residential property management fees			12/08	-	-	-	-	-	-	-	-
Real estate appraisal fees			12/08	-	-	-	-	-	-	-	-
Real estate appraisal fees			12/08	-	-	-	-	-	-	-	-
Real estate appraisal fees			12/08	-	-	-	-	-	-	-	-
Passenger car rental	44	1	03/09	121.535	115.068	110.739	107.978	111.984	-3.8	-2.5	3.7
Passenger car rental	44	11	03/09	121.535	115.068	110.739	107.978	111.984	-3.8	-2.5	3.7
Passenger car rental	44	1101	03/09	121.535	115.068	110.739	107.978	111.984	-3.8	-2.5	3.7
Truck, trailer, and RV rental and leasing			06/09	-	-	-	-	-	-	-	-
Truck, trailer, and RV rental and leasing			06/09	-	-	-	-	-	-	-	-
Truck, truck trailer and RV rental			12/08	-	-	-	-	-	-	-	-
Truck, truck trailer and RV leasing			12/08	-	-	-	-	-	-	-	-
Construction, mining, and forestry machinery and equipment rental and leasing			03/09	-	-	-	-	-	-	-	-
Construction, mining, and forestry machinery and equipment rental and leasing			03/09	-	-	-	-	-	-	-	-
Construction, mining, and forestry machinery and equipment rental and leasing			03/09	-	-	-	-	-	-	-	-
Legal services	45	1	03/09	151.997	151.729	151.787	152.331	152.955	0.0	0.4	0.4
Legal services	45	11	03/09	151.997	151.729	151.787	152.331	152.955	0.0	0.4	0.4
Legal services	45	1101	03/09	151.997	151.729	151.787	152.331	152.955	0.0	0.4	0.4
Accounting services (partial)	45	2	06/09	118.315	118.099	119.122	118.990	119.794	0.9	-0.1	0.7
Accounting services, excluding payroll	45	21	06/09	118.315	118.099	119.122	118.990	119.794	0.9	-0.1	0.7

See footnotes at end of table.

Table 8. Producer price indexes and percentage changes for selected commodity and service groupings and individual items, seasonally adjusted — Continued
 [August 2022, Index base 1982=100, unless otherwise indicated]

Title	Commodity code		Other index base	Seasonally adjusted index ¹					Seasonally adjusted 1-month percent change ¹		
	Group code	Item code		Apr. 2022	May 2022 ^P	June 2022 ^P	July 2022 ^P	Aug. 2022 ^P	May to June ^P	June to July ^P	July to Aug. ^P
Financial auditing.....	45	2101	12/08	-	-	-	-	-	-	-	-
Tax preparation and planning.....	45	2102	04/09	117.147	117.539	120.704	122.491	123.132	2.7	1.5	0.5
Bookkeeping and compilation.....			12/08	-	-	-	-	-	-	-	-
Other accounting services, including billing and review.....			12/08	-	-	-	-	-	-	-	-
Architectural and engineering services.....	45	3	06/09	126.938	127.167	128.137	128.228	128.833	0.8	0.1	0.5
Architectural services.....			03/09	-	-	-	-	-	-	-	-
Architectural services.....			03/09	-	-	-	-	-	-	-	-
Engineering services.....	45	32	03/09	129.853	130.325	131.203	131.307	132.009	0.7	0.1	0.5
Engineering services.....	45	3201	03/09	129.853	130.325	131.203	131.307	132.009	0.7	0.1	0.5
Management, scientific, and technical consulting services.....	45	4	06/09	114.086	113.613	113.186	113.026	113.020	-0.4	-0.1	0.0
Management consulting services.....	45	41	06/09	114.086	113.613	113.186	113.026	113.020	-0.4	-0.1	0.0
Administrative and general management consulting services.....	45	4101	12/08	135.374	134.865	134.100	133.937	134.112	-0.6	-0.1	0.1
Human resources consulting services.....			12/08	-	-	-	-	-	-	-	-
Marketing consulting services.....			12/08	-	-	-	-	-	-	-	-
Process, physical distribution, and logistics consulting services.....			12/08	-	-	-	-	-	-	-	-
Other management consulting services.....			12/08	-	-	-	-	-	-	-	-
Advertising and related services (partial).....			12/08	-	-	-	-	-	-	-	-
Advertising agency services.....			12/08	-	-	-	-	-	-	-	-
Advertising agency services.....			12/08	-	-	-	-	-	-	-	-
Information technology (IT) technical support and consulting services (partial).....	45	6	12/08	-	-	-	-	-	-	-	-
Information technology (IT) technical support and consulting services (partial).....	45	61	12/08	-	-	-	-	-	-	-	-
Information technology (IT) technical support and consulting services (partial).....	45	6101	12/08	-	-	-	-	-	-	-	-
Permanent placement services.....			03/09	-	-	-	-	-	-	-	-
Permanent placement services.....			03/09	-	-	-	-	-	-	-	-
Employment placement services.....			03/09	-	-	-	-	-	-	-	-
Executive search services.....			12/08	-	-	-	-	-	-	-	-
Executive search services.....			12/08	-	-	-	-	-	-	-	-
Executive search services.....			12/08	-	-	-	-	-	-	-	-
Staffing services.....	46	3	06/09	128.742	129.602	129.878	129.477	129.474	0.2	-0.3	0.0
Temporary help services.....			03/09	-	-	-	-	-	-	-	-
Temporary help services.....			03/09	-	-	-	-	-	-	-	-
Co-employment staffing services.....	46	32	12/08	119.243	119.123	119.595	120.115	119.796	0.4	0.4	-0.3
Co-employment staffing services.....	46	3201	12/08	119.243	119.123	119.595	120.115	119.796	0.4	0.4	-0.3
Arrangement of flights (partial).....	47	1	06/09	98.635	98.757	99.349	101.035	102.022	0.6	1.7	1.0
Arrangement of international flights.....	47	11	12/08	107.278	107.476	108.545	111.309	112.912	1.0	2.5	1.4
Arrangement of international flights.....	47	1101	12/08	107.278	107.476	108.545	111.309	112.912	1.0	2.5	1.4
Arrangement of domestic flights.....			12/08	-	-	-	-	-	-	-	-
Arrangement of domestic flights (partial).....			12/08	-	-	-	-	-	-	-	-
Arrangement of vehicle rentals and lodging.....	47	2	12/08	-	-	-	-	-	-	-	-
Arrangement of vehicle rentals and lodging.....	47	21	12/08	-	-	-	-	-	-	-	-
Arrangement of vehicle rentals and lodging (partial).....	47	2101	12/08	-	-	-	-	-	-	-	-
Arrangement of cruises and tours.....			12/08	-	-	-	-	-	-	-	-
Arrangement of cruises and tours.....			12/08	-	-	-	-	-	-	-	-
Arrangement of cruises and tours.....			12/08	-	-	-	-	-	-	-	-
Other travel arrangements (partial).....			12/08	-	-	-	-	-	-	-	-
Other travel arrangements (partial).....			12/08	-	-	-	-	-	-	-	-
Other travel arrangements (partial).....			12/08	-	-	-	-	-	-	-	-
Security guard services.....			03/09	-	-	-	-	-	-	-	-
Security guard services.....			03/09	-	-	-	-	-	-	-	-
Security guard services.....			03/09	-	-	-	-	-	-	-	-
Janitorial services.....			03/09	-	-	-	-	-	-	-	-
Janitorial services.....			03/09	-	-	-	-	-	-	-	-
Janitorial services.....			03/09	-	-	-	-	-	-	-	-
Waste collection.....	50	1	12/08	147.359	148.445	149.676	153.634	154.614	0.8	2.6	0.6
Solid waste collection.....	50	11	12/08	147.359	148.445	149.676	153.634	154.614	0.8	2.6	0.6
Solid waste collection.....	50	1101	12/08	147.359	148.445	149.676	153.634	154.614	0.8	2.6	0.6
Outpatient care (partial).....	51	1	06/09	125.319	125.405	125.874	126.264	125.981	0.4	0.3	-0.2
Outpatient care (partial).....	51	11	06/09	125.319	125.405	125.874	126.264	125.981	0.4	0.3	-0.2
Physician care.....	51	1101	03/09	115.598	115.717	115.833	115.896	115.865	0.1	0.1	0.0
Medical laboratory and diagnostic imaging center care.....			03/09	-	-	-	-	-	-	-	-
Home health and hospice care.....	51	1103	12/08	119.594	119.713	119.833	119.627	119.820	0.1	-0.2	0.2

See footnotes at end of table.

Table 8. Producer price indexes and percentage changes for selected commodity and service groupings and individual items, seasonally adjusted — Continued
 [August 2022, Index base 1982=100, unless otherwise indicated]

Title	Commodity code		Other index base	Seasonally adjusted index ¹					Seasonally adjusted 1-month percent change ¹		
	Group code	Item code		Apr. 2022	May 2022 ^P	June 2022 ^P	July 2022 ^P	Aug. 2022 ^P	May to June ^P	June to July ^P	July to Aug. ^P
Hospital outpatient care.....	51	1104	12/08	—	—	—	—	—	—	—	—
Dental care.....	51	1105	06/10	126.853	126.884	127.086	127.116	127.060	0.2	0.0	0.0
Inpatient care.....	51	2	06/09	139.071	139.661	140.234	141.104	141.071	0.4	0.6	0.0
Inpatient care.....	51	21	06/09	139.071	139.661	140.234	141.104	141.071	0.4	0.6	0.0
Hospital inpatient care.....	51	2101	12/08	141.126	141.804	142.482	143.429	143.088	0.5	0.7	-0.2
Nursing home care.....	51	2102	12/08	135.902	136.207	136.504	136.765	137.968	0.2	0.2	0.9
Intellectual and developmental disability center care.....	51	2103	12/08	171.626	172.048	171.989	174.931	175.033	0.0	1.7	0.1
Sales of blood and blood products, organs, and tissues.....			03/09	—	—	—	—	—	—	—	—
Sales of blood and blood products, organs, and tissues.....			03/09	—	—	—	—	—	—	—	—
Sales of blood and blood products, organs, and tissues.....			03/09	—	—	—	—	—	—	—	—
Traveler accommodation services.....	53	1	06/09	136.318	131.936	140.061	140.714	134.403	6.2	0.5	-4.5
Traveler accommodation services.....	53	11	06/09	136.318	131.936	140.061	140.714	134.403	6.2	0.5	-4.5
Guestroom or unit rental.....	53	1101	03/09	141.227	136.183	145.266	145.745	138.585	6.7	0.3	-4.9
Other traveler accommodation services.....			03/09	—	—	—	—	—	—	—	—
Food and beverage for immediate consumption services (partial).....	54	1	06/09	—	—	—	—	—	—	—	—
Food and nonalcoholic beverages for immediate consumption (partial).....	54	11	04/09	—	—	—	—	—	—	—	—
Food and nonalcoholic beverages for immediate consumption (partial).....	54	1101	04/09	—	—	—	—	—	—	—	—
Alcoholic beverages for immediate consumption (partial).....			12/08	—	—	—	—	—	—	—	—
Alcoholic beverages for immediate consumption (partial).....			12/08	—	—	—	—	—	—	—	—
Commercial and industrial machinery and equipment repair and maintenance.....	55	1	03/09	142.108	142.136	143.343	143.883	146.415	0.8	0.4	1.8
Commercial and industrial machinery and equipment repair and maintenance.....	55	11	03/09	142.108	142.136	143.343	143.883	146.415	0.8	0.4	1.8
Commercial machinery repair and maintenance.....	55	1101	03/09	142.108	142.136	143.343	143.883	146.415	0.8	0.4	1.8
Motor vehicle repair and maintenance (partial).....	55	2	12/08	149.850	150.731	151.046	151.299	151.396	0.2	0.2	0.1
Motor vehicle repair and maintenance (partial).....	55	21	12/08	149.850	150.731	151.046	151.299	151.396	0.2	0.2	0.1
Motor vehicle repair and maintenance (partial).....	55	2101	12/08	149.850	150.731	151.046	151.299	151.396	0.2	0.2	0.1
Ship repair and maintenance.....			06/09	—	—	—	—	—	—	—	—
Ship repair and maintenance.....			06/09	—	—	—	—	—	—	—	—
Ship repair, military.....			12/08	—	—	—	—	—	—	—	—
Ship repair, nonmilitary.....	55	3102	12/08	—	—	—	—	—	—	—	—
Aircraft repair and maintenance.....	55	4	04/09	135.777	136.057	136.329	136.809	137.123	0.2	0.4	0.2
Aircraft repair and maintenance.....	55	41	04/09	135.777	136.057	136.329	136.809	137.123	0.2	0.4	0.2
Aircraft repair and maintenance.....	55	4101	04/09	135.777	136.057	136.329	136.809	137.123	0.2	0.4	0.2
Membership dues and admissions and recreation facility use fees (partial).....	56	1	06/09	—	—	—	—	—	—	—	—
Membership dues and admissions and recreation facility use fees (partial).....	56	11	06/09	—	—	—	—	—	—	—	—
Membership dues.....	56	1101	04/09	—	—	—	—	—	—	—	—
Admissions and recreational facilities use fees (partial).....	56	1102	12/08	—	—	—	—	—	—	—	—
Recreational activity instruction fees (partial).....	56	2	12/08	—	—	—	—	—	—	—	—
Recreational activity instruction fees (partial).....	56	21	12/08	—	—	—	—	—	—	—	—
Recreational activity instruction fees (partial).....	56	2101	12/08	—	—	—	—	—	—	—	—
Gaming receipts (partial).....			12/08	—	—	—	—	—	—	—	—
Gaming receipts (partial).....			12/08	—	—	—	—	—	—	—	—
Gaming receipts (partial).....			12/08	—	—	—	—	—	—	—	—
Machinery and equipment and parts and supplies wholesaling.....			06/09	—	—	—	—	—	—	—	—
Machinery and equipment and parts and supplies wholesaling.....			06/09	—	—	—	—	—	—	—	—
Parts and supplies for machinery and equipment wholesaling.....			03/09	—	—	—	—	—	—	—	—
Machinery and vehicle wholesaling.....			05/19	—	—	—	—	—	—	—	—
Professional and commercial equipment wholesaling.....			05/19	—	—	—	—	—	—	—	—
Furnishings wholesaling.....			03/09	—	—	—	—	—	—	—	—
Furnishings wholesaling.....			03/09	—	—	—	—	—	—	—	—
Furnishings wholesaling.....			03/09	—	—	—	—	—	—	—	—
Building materials, paint, and hardware wholesaling.....	57	3	03/09	143.675	141.875	142.826	141.303	139.043	0.7	-1.1	-1.6
Building materials, paint, and hardware wholesaling.....	57	31	03/09	143.675	141.875	142.826	141.303	139.043	0.7	-1.1	-1.6
Building materials, paint, and hardware wholesaling.....	57	3101	03/09	143.675	141.875	142.826	141.303	139.043	0.7	-1.1	-1.6
Metals, minerals, and ores wholesaling.....			03/09	—	—	—	—	—	—	—	—
Metals, minerals, and ores wholesaling.....			03/09	—	—	—	—	—	—	—	—
Metals, minerals, and ores wholesaling.....			03/09	—	—	—	—	—	—	—	—
Chemicals and allied products wholesaling.....	57	5	03/09	—	—	—	—	—	—	—	—
Chemicals and allied products wholesaling.....	57	51	03/09	—	—	—	—	—	—	—	—
Chemicals and allied products wholesaling.....	57	5101	03/09	—	—	—	—	—	—	—	—
Paper and plastics products wholesaling.....			03/09	—	—	—	—	—	—	—	—
Paper and plastics products wholesaling.....			03/09	—	—	—	—	—	—	—	—

See footnotes at end of table.

Table 8. Producer price indexes and percentage changes for selected commodity and service groupings and individual items, seasonally adjusted — Continued
 [August 2022, Index base 1982=100, unless otherwise indicated]

Title	Commodity code		Other index base	Seasonally adjusted index ¹					Seasonally adjusted 1-month percent change ¹		
	Group code	Item code		Apr. 2022	May 2022 ^P	June 2022 ^P	July 2022 ^P	Aug. 2022 ^P	May to June ^P	June to July ^P	July to Aug. ^P
Paper and plastics products wholesaling.....			03/09	-	-	-	-	-	-	-	-
Apparel wholesaling.....			03/09	-	-	-	-	-	-	-	-
Apparel wholesaling.....			03/09	-	-	-	-	-	-	-	-
Apparel wholesaling.....			03/09	-	-	-	-	-	-	-	-
Food and alcohol wholesaling.....			06/09	-	-	-	-	-	-	-	-
Food and alcohol wholesaling.....			06/09	-	-	-	-	-	-	-	-
Food wholesaling.....			03/09	-	-	-	-	-	-	-	-
Alcohol wholesaling.....			02/09	-	-	-	-	-	-	-	-
Other commodities wholesaling.....			03/09	-	-	-	-	-	-	-	-
Other commodities wholesaling.....			03/09	-	-	-	-	-	-	-	-
Other commodities wholesaling.....			03/09	-	-	-	-	-	-	-	-
Food and alcohol retailing.....	58	1	03/09	151.491	153.996	161.126	164.233	162.506	4.6	1.9	-1.1
Food and alcohol retailing.....	58	11	03/09	151.491	153.996	161.126	164.233	162.506	4.6	1.9	-1.1
Food retailing.....	58	1102	09/15	120.519	122.868	129.030	131.911	130.387	5.0	2.2	-1.2
Alcohol retailing.....			09/15	-	-	-	-	-	-	-	-
Health and beauty care retailing, including optical goods.....			03/09	-	-	-	-	-	-	-	-
Health and beauty care retailing, including optical goods.....			03/09	-	-	-	-	-	-	-	-
Health and beauty care retailing, including optical goods.....			03/09	-	-	-	-	-	-	-	-
Apparel, jewelry, footwear, and accessories retailing.....	58	3	06/09	123.804	127.272	126.793	119.958	120.977	-0.4	-5.4	0.8
Apparel, jewelry, footwear, and accessories retailing.....	58	31	06/09	123.804	127.272	126.793	119.958	120.977	-0.4	-5.4	0.8
Apparel, footwear, and accessories retailing.....	58	3101	03/09	120.120	122.718	123.774	116.278	116.705	0.9	-6.1	0.4
Jewelry retailing.....	58	3102	03/09	-	-	-	-	-	-	-	-
Computer hardware, software, and supplies retailing.....			03/09	-	-	-	-	-	-	-	-
Computer hardware, software, and supplies retailing.....			03/09	-	-	-	-	-	-	-	-
Computer hardware, software, and supplies retailing.....			03/09	-	-	-	-	-	-	-	-
TV, video, and photographic equipment and supplies retailing.....			03/09	-	-	-	-	-	-	-	-
TV, video, and photographic equipment and supplies retailing.....			03/09	-	-	-	-	-	-	-	-
TV, video, and photographic equipment and supplies retailing.....			03/09	-	-	-	-	-	-	-	-
Automobiles and automobile parts retailing.....	58	6	06/09	202.759	211.716	210.558	210.723	210.520	-0.5	0.1	-0.1
Automobiles and automobile parts retailing.....	58	61	06/09	202.759	211.716	210.558	210.723	210.520	-0.5	0.1	-0.1
Automobile retailing (Partial).....	58	6101	03/09	243.795	257.633	252.327	249.279	247.946	-2.1	-1.2	-0.5
Automotive parts, including tires, retailing.....			03/09	-	-	-	-	-	-	-	-
RVs, trailers, and campers retailing.....			03/09	-	-	-	-	-	-	-	-
RVs, trailers, and campers retailing.....			03/09	-	-	-	-	-	-	-	-
RVs, trailers, and campers retailing.....			03/09	-	-	-	-	-	-	-	-
Sporting goods, including boats, retailing.....	58	9	03/09	124.251	124.325	121.588	122.059	122.840	-2.2	0.4	0.6
Sporting goods, including boats, retailing.....	58	91	03/09	124.251	124.325	121.588	122.059	122.840	-2.2	0.4	0.6
Sporting goods, including boats, retailing.....	58	9101	03/09	124.251	124.325	121.588	122.059	122.840	-2.2	0.4	0.6
Lawn, garden, and farm equipment and supplies retailing.....			03/09	-	-	-	-	-	-	-	-
Lawn, garden, and farm equipment and supplies retailing.....			03/09	-	-	-	-	-	-	-	-
Lawn, garden, and farm equipment and supplies retailing.....			03/09	-	-	-	-	-	-	-	-
Furniture retailing.....			03/09	-	-	-	-	-	-	-	-
Furniture retailing.....			03/09	-	-	-	-	-	-	-	-
Furniture retailing.....			03/09	-	-	-	-	-	-	-	-
Flooring and floor coverings retailing.....			03/09	-	-	-	-	-	-	-	-
Flooring and floor coverings retailing.....			03/09	-	-	-	-	-	-	-	-
Flooring and floor coverings retailing.....			03/09	-	-	-	-	-	-	-	-
Hardware and building materials and supplies retailing.....	58	D	03/09	215.393	204.066	192.712	179.013	177.883	-5.6	-7.1	-0.6
Hardware and building materials and supplies retailing.....	58	D1	03/09	215.393	204.066	192.712	179.013	177.883	-5.6	-7.1	-0.6
Hardware and building materials and supplies retailing.....	58	D101	03/09	215.393	204.066	192.712	179.013	177.883	-5.6	-7.1	-0.6
Major household appliance retailing.....	58	E	03/09	131.581	130.319	129.337	131.394	128.748	-0.8	1.6	-2.0
Major household appliance retailing.....	58	E1	03/09	131.581	130.319	129.337	131.394	128.748	-0.8	1.6	-2.0
Major household appliance retailing.....	58	E101	03/09	131.581	130.319	129.337	131.394	128.748	-0.8	1.6	-2.0
Fuels and lubricants retailing.....	58	F	06/09	310.105	255.308	255.193	279.683	319.496	0.0	9.6	14.2
Fuels and lubricants retailing.....	58	F1	06/09	310.105	255.308	255.193	279.683	319.496	0.0	9.6	14.2
Automotive fuels and lubricants retailing.....			03/09	-	-	-	-	-	-	-	-
Household fuels retailing.....	58	F102	03/09	147.633	145.229	133.919	150.180	171.008	-7.8	12.1	13.9
Cleaning supplies and paper products retailing.....			03/09	-	-	-	-	-	-	-	-
Cleaning supplies and paper products retailing.....			03/09	-	-	-	-	-	-	-	-
Cleaning supplies and paper products retailing.....			03/09	-	-	-	-	-	-	-	-
Book retailing.....			03/09	-	-	-	-	-	-	-	-

See footnotes at end of table.

Table 8. Producer price indexes and percentage changes for selected commodity and service groupings and individual items, seasonally adjusted — Continued
 [August 2022, Index base 1982=100, unless otherwise indicated]

Title	Commodity code		Other index base	Seasonally adjusted index ¹					Seasonally adjusted 1-month percent change ¹		
	Group code	Item code		Apr. 2022	May 2022 ^p	June 2022 ^p	July 2022 ^p	Aug. 2022 ^p	May to June ^p	June to July ^p	July to Aug. ^p
Book retailing.....			03/09	-	-	-	-	-	-	-	-
Book retailing.....			03/09	-	-	-	-	-	-	-	-
Other merchandise retailing (partial).....	58	I	03/09	123.391	126.387	130.891	130.307	141.198	3.6	-0.4	8.4
Other merchandise retailing (partial).....	58	I1	03/09	123.391	126.387	130.891	130.307	141.198	3.6	-0.4	8.4
Other merchandise retailing (partial).....	58	I101	03/09	123.391	126.387	130.891	130.307	141.198	3.6	-0.4	8.4
Metal treatment services.....			12/84	-	-	-	-	-	-	-	-
Metal treatment services.....			12/84	-	-	-	-	-	-	-	-
Metal plating and polishing.....	59	1101	12/84	231.481	232.615	233.312	238.845	243.053	0.3	2.4	1.8
Metal coating and allied services.....			12/84	-	-	-	-	-	-	-	-
Metal heat treating.....			06/85	-	-	-	-	-	-	-	-
Mining services.....	60	1	06/85	-	-	-	-	-	-	-	-
Mining services.....	60	11	06/85	-	-	-	-	-	-	-	-
Metal mining services.....			12/85	-	-	-	-	-	-	-	-
Support activities for coal mining.....	60	1102	06/85	-	-	-	-	-	-	-	-
Drilling oil and gas wells services.....	60	1103	12/85	-	-	-	-	-	-	-	-
Support activities for oil and gas operations.....			12/85	-	-	-	-	-	-	-	-
Nonmetallic minerals mining services.....	60	1105	06/85	-	-	-	-	-	-	-	-
Contract work on textile products and apparel.....			06/10	-	-	-	-	-	-	-	-
Contract work on textile products and apparel.....			06/10	-	-	-	-	-	-	-	-
Contract work on textile products.....	61	1102	06/87	-	-	-	-	-	-	-	-
Contract work on apparel.....			06/87	-	-	-	-	-	-	-	-
Contract & commission receipts for tanning or finishing leather owned by others.....			06/11	-	-	-	-	-	-	-	-
Contract & commission receipts for tanning or finishing leather owned by others.....			06/11	-	-	-	-	-	-	-	-
Contract and commission receipts for tanning or finishing leather owned by others.....			12/97	-	-	-	-	-	-	-	-
New nonresidential building construction.....			06/09	-	-	-	-	-	-	-	-
New nonresidential building construction.....			06/09	-	-	-	-	-	-	-	-
New warehouse building construction.....			12/04	-	-	-	-	-	-	-	-
New school building construction.....			12/05	-	-	-	-	-	-	-	-
New office building construction.....			06/06	-	-	-	-	-	-	-	-
New industrial building construction.....			06/07	-	-	-	-	-	-	-	-
New health care building construction.....			06/12	-	-	-	-	-	-	-	-
Maintenance and repair of nonresidential buildings (partial).....	80	2	04/09	-	-	-	-	-	-	-	-
Maintenance and repair of nonresidential buildings (partial).....	80	21	04/09	-	-	-	-	-	-	-	-
Maintenance and repair of nonresidential buildings (partial).....	80	2101	04/09	-	-	-	-	-	-	-	-

¹ All indexes are subject to revision for 4 months after their originally scheduled publication to incorporate late reports and corrections by survey respondents. In addition, seasonally adjusted indexes are subject to change for up to 5 years due to the recalculation of seasonal factors published each January.

² Due to incomplete coverage of the services sector, some services indexes in this table reflect only a portion of their wherever-provided output. These indexes are flagged using the term "partial" at the end of their titles. For more information regarding wherever-provided services indexes, go to <https://www.bls.gov/ppi/wepnotice.htm>. This webpage includes methodology documentation, a table identifying missing coverage areas for those indexes with incomplete coverage, and a concordance table between wherever-provided services indexes and Census product codes.

^p Preliminary

"-" Seasonal tests did not indicate the presence of seasonality.

Table 9. Producer price indexes for commodity and service groupings and individual items, not seasonally adjusted

[August 2022, Index base 1982=100, unless otherwise indicated]

Title	Commodity code		Other index base	Unadjusted index ¹				
	Group code	Item code		Apr. 2022	May 2022 ^P	June 2022 ^P	July 2022 ^P	Aug. 2022 ^P
Goods								
All commodities.....	00	000000		265.310	273.256	280.220	272.082	269.106
Industrial commodities.....	IND	THRU15		266.192	275.182	283.516	274.052	270.840
Farm products, processed foods and feeds.....	PFF	PLUS02		257.982	260.908	261.331	259.545	257.719
Farm products.....	01	—		261.884	263.817	261.343	255.503	248.105
Fruits & melons, fresh/dry vegs. & nuts.....	01	1		230.099	231.805	228.884	242.192	244.126
Fresh fruits and melons.....	01	11		171.412	169.563	166.931	170.193	170.549
Citrus fruits.....	01	1101		312.368	329.056	374.965	378.134	378.427
Grapefruits.....	01	110101		569.824	577.514	565.795	570.571	561.171
Lemons.....	01	110104		258.236	258.762	257.889	264.591	264.591
Valencia oranges.....	01	110105		194.914	201.480	238.186	239.332	240.478
Navel oranges.....	01	110106		235.051	256.366	299.464	—	—
Other fruits and berries.....	01	1102		145.225	151.301	144.287	145.085	146.125
Plums and fresh prunes.....	01	110201	12/91	—	—	—	511.828	523.989
Nectarines.....	01	110202	12/91	—	—	154.389	153.900	142.189
Cherries.....	01	110203	12/91	—	47.923	—	97.189	—
Apricots.....	01	110204	12/91	—	367.543	259.716	—	—
Avocados.....	01	110205	12/91	286.001	316.348	337.197	313.168	321.006
Granny Smith apples.....	01	110208	12/91	144.242	144.242	126.995	126.995	126.995
Golden delicious apples.....	01	110211	12/91	186.919	186.919	184.750	184.750	—
Red delicious apples.....	01	110215		230.125	230.125	230.125	227.405	227.405
McIntosh apples.....	01	110216		228.896	228.896	228.896	—	—
Peaches.....	01	110219		—	—	351.822	382.965	327.374
Gala apples.....	01	110220	03/15	97.580	95.766	94.675	94.675	94.675
Pears.....	01	110221		128.154	131.322	131.322	131.322	173.421
Strawberries.....	01	110222		144.252	118.493	61.822	87.582	164.860
Raspberries.....	01	110224	12/91	—	—	—	27.250	34.517
Blackberries.....	01	110225	12/91	—	—	38.796	44.019	53.718
Blueberries.....	01	110227	12/91	—	63.408	55.065	33.363	19.735
Grapes.....	01	110228		156.238	156.238	156.238	158.605	145.418
Table grapes.....	01	1102281	12/11	—	—	—	—	166.184
Wine grapes.....	01	1102283	12/11	109.906	109.906	109.906	109.906	109.906
Juice grapes.....	01	1102284	01/16	123.960	123.960	123.960	174.071	174.071
Fuji apples.....	01	110229	03/15	110.384	113.192	111.311	111.311	111.311
Empire apples.....	01	110230	10/15	130.184	130.857	—	—	—
Melons.....	01	1103	12/91	362.534	190.551	135.075	179.363	169.500
Cantaloupes.....	01	110301		—	—	142.697	231.190	176.391
Honeydews.....	01	110302	12/91	—	—	292.544	285.732	266.751
Watermelons.....	01	110303	12/91	428.053	224.988	191.807	240.566	262.932
Fresh and dry vegetables.....	01	13		254.646	263.478	263.580	296.931	301.996
Dry vegetables.....	01	1301		278.625	280.770	292.125	267.572	252.998
Dry beans.....	01	13011	09/15	185.631	190.166	189.560	190.426	187.727
Dry pinto beans.....	01	130110	12/91	499.210	512.532	512.532	512.532	499.210
Dry great northern beans.....	01	130111	12/91	345.714	384.127	384.127	384.127	384.127
Dry pink beans.....	01	130112	12/91	372.805	372.805	—	—	372.805
Dry pea beans.....	01	130113		265.217	274.508	274.508	274.508	274.508
Dry kidney beans.....	01	130114	12/11	115.871	122.484	—	131.846	133.892
Dry small red beans.....	01	130115	12/11	87.323	87.323	84.594	86.050	86.050
Dry garbanzo beans.....	01	130116	12/11	86.630	86.630	85.600	85.600	81.196
Dry black beans.....	01	130117	09/15	208.135	208.135	206.760	205.445	206.819
Dry peas and lentils.....	01	13012	09/15	173.340	171.057	187.639	152.302	135.069
Dry peas.....	01	130120	12/91	459.359	451.127	495.601	386.596	334.410
Dry lentils.....	01	130121	12/91	287.593	287.593	314.183	282.199	264.915
Fresh vegetables, except potatoes.....	01	1302		251.122	262.421	248.957	277.431	226.751
Cabbage.....	01	130211		247.364	342.822	294.316	373.559	353.086
Carrots.....	01	130212		248.428	247.729	203.358	205.763	185.795
Celery.....	01	130213		220.951	552.771	286.404	260.780	187.298
Sweet corn.....	01	130214		171.752	157.669	175.343	335.787	197.317
Lettuce.....	01	130215		257.923	303.306	254.483	276.970	254.327
Dry onions.....	01	130216		257.162	268.132	256.558	377.660	254.085
Tomatoes.....	01	130217		256.926	279.046	360.215	217.470	298.176
Snap beans.....	01	130218		210.421	386.514	218.464	—	205.564
Green peas.....	01	130219	12/91	—	—	—	173.456	207.475
Asparagus.....	01	130221	12/91	—	619.581	342.100	—	—
Broccoli.....	01	130222	12/91	183.593	152.048	147.653	269.481	126.750
Cauliflower.....	01	130223	12/91	76.023	87.609	52.957	68.635	49.151

See footnotes at end of table.

Table 9. Producer price indexes for commodity and service groupings and individual items, not seasonally adjusted — Continued
 [August 2022, Index base 1982=100, unless otherwise indicated]

Title	Commodity code		Other index base	Unadjusted index ¹				
	Group code	Item code		Apr. 2022	May 2022 ^P	June 2022 ^P	July 2022 ^P	Aug. 2022 ^P
Spinach.....	01	130224	12/91	367.716	370.872	303.011	330.629	318.792
Greens.....	01	130225	12/91	213.277	231.668	234.937	234.160	229.647
Endive.....	01	130226	12/91	511.956	605.989	595.541	531.691	515.439
Green peppers.....	01	130228	12/91	704.326	442.680	685.727	420.859	362.206
Eggplant.....	01	130229	12/91	479.839	313.900	—	—	—
Squash.....	01	130231	12/91	134.186	122.493	152.573	178.571	198.031
Beets.....	01	130232	12/91	104.526	113.384	106.741	117.149	116.927
Cucumbers.....	01	130234	12/91	388.619	241.039	192.319	280.078	222.232
Artichokes.....	01	130235	12/11	156.378	145.259	108.811	99.260	132.650
Sweet potatoes.....	01	1303	12/91	155.976	155.976	154.961	153.605	154.300
Sweet potatoes.....	01	130301	12/91	100.844	100.844	100.188	99.310	99.760
Potatoes.....	01	1306	12/11	145.688	148.625	166.596	202.759	288.393
Long white potatoes.....	01	130601	12/91	—	—	306.068	329.857	—
Round white potatoes.....	01	130602	12/91	257.778	256.610	—	207.966	—
Russet potatoes.....	01	130603	12/91	239.862	246.046	265.701	356.674	520.704
Round red potatoes.....	01	130604	12/91	256.577	256.577	404.510	352.052	328.894
Tree nuts.....	01	19		1,360.294	1,355.798	1,307.458	1,307.458	1,307.458
Tree nuts.....	01	1901		1,360.294	1,355.798	1,307.458	1,307.458	1,307.458
Pecans.....	01	190101		732.203	732.203	732.203	732.203	732.203
Almonds.....	01	190102	12/91	361.015	361.015	361.015	361.015	361.015
Filberts.....	01	190103	12/91	281.736	281.736	281.736	281.736	281.736
Walnuts.....	01	190104	12/91	242.515	242.515	244.847	244.847	244.847
Macadamias.....	01	190105	12/91	506.013	506.013	506.013	506.013	506.013
Pistachios.....	01	190106	12/91	319.879	314.681	257.201	257.201	257.201
Grains.....	01	2		318.043	322.300	322.742	280.056	273.649
Wheat.....	01	21		333.807	337.320	323.512	250.139	243.104
Wheat.....	01	2101		333.807	337.320	323.512	250.139	243.104
Hard red winter wheat.....	01	210101		332.730	337.156	327.659	247.556	240.301
Hard red spring wheat.....	01	210102		380.085	394.329	357.984	294.129	278.524
Soft white wheat.....	01	210103		258.488	253.427	262.598	196.843	203.612
Soft red winter wheat.....	01	210104		328.119	323.638	304.950	235.812	229.143
Hard amber durum wheat.....	01	210105	12/84	376.536	377.888	382.799	297.610	293.118
Other grains.....	01	22		323.411	328.070	332.441	296.133	289.169
Barley.....	01	2201		356.393	359.049	366.245	338.305	312.386
Barley.....	01	220101		356.393	359.049	366.245	338.305	312.386
Corn.....	01	2202		315.840	320.415	324.617	290.180	282.801
Corn.....	01	220205		315.840	320.415	324.617	290.180	282.801
Oats.....	01	2203		493.315	454.364	475.248	336.027	299.579
Oats.....	01	220311		493.315	454.364	475.248	336.027	299.579
Sorghum.....	01	2205	12/91	345.282	355.719	360.511	274.488	309.077
Sorghum.....	01	220501	12/91	345.282	355.719	360.511	274.488	309.077
Rough rice.....	01	23	12/91	126.687	127.904	131.800	130.382	133.685
Rough rice.....	01	2301	12/91	126.687	127.904	131.800	130.382	133.685
Rough rice.....	01	230103	12/04	215.406	217.475	224.099	221.689	227.305
Long grain rough rice.....	01	2301031	09/15	130.275	132.110	135.780	133.641	138.624
Medium/short grain rough rice.....	01	2301032	09/15	157.962	157.962	163.694	163.694	163.694
Livestock.....	01	3		195.360	194.512	198.259	205.856	215.566
Slaughter cattle.....	01	31		212.079	210.882	218.296	212.536	218.016
Slaughter steers and heifers.....	01	3101		214.133	216.013	216.787	216.046	218.661
Slaughter steers and heifers.....	01	310199	12/91	202.900	204.682	205.414	204.712	207.190
Slaughter cows and bulls.....	01	3102		184.886	171.003	202.421	177.618	193.180
Slaughter cows and bulls.....	01	310299	12/91	166.269	153.784	182.038	159.732	173.728
Slaughter vealers.....	01	3103		88.025	94.031	94.967	97.935	99.526
Slaughter vealers.....	01	310399	12/91	76.045	81.234	82.042	84.606	85.981
Slaughter hogs.....	01	32		127.140	128.852	135.226	156.948	170.864
Slaughter barrows and gilts.....	01	3201		124.377	127.209	135.361	157.182	169.677
Slaughter barrows and gilts.....	01	320199	12/91	188.050	192.332	204.658	237.649	256.540
Slaughter sows.....	01	3202		206.031	165.274	103.500	117.245	181.890
Slaughter sows.....	01	320299	12/91	357.750	286.981	179.717	203.583	315.831
Slaughter lambs.....	01	33		495.724	456.422	326.392	264.061	257.304
Slaughter lambs.....	01	3301		495.724	456.422	326.392	264.061	257.304
Slaughter lambs.....	01	330199	12/91	571.714	526.387	376.425	304.539	296.747
Feeder and replacement cattle.....	01	34	09/21	111.994	110.415	108.787	111.214	115.041
Feeder and replacement cattle.....	01	3401	09/21	111.994	110.415	108.787	111.214	115.041
Feeder and replacement cattle.....	01	340199	09/21	111.994	110.415	108.787	111.214	115.041

See footnotes at end of table.

Table 9. Producer price indexes for commodity and service groupings and individual items, not seasonally adjusted — Continued
 [August 2022, Index base 1982=100, unless otherwise indicated]

Title	Commodity code		Other index base	Unadjusted index ¹				
	Group code	Item code		Apr. 2022	May 2022 ^P	June 2022 ^P	July 2022 ^P	Aug. 2022 ^P
Slaughter poultry.....	01	4		441.436	450.541	443.587	424.765	365.699
Slaughter chickens.....	01	41		487.697	498.373	485.346	454.592	377.037
Broilers and other meat type chickens.....	01	4102		494.483	505.308	492.099	460.917	382.284
Slaughter chickens.....	01	410299	12/91	476.166	486.589	473.870	443.843	368.123
Slaughter turkeys.....	01	42		286.284	289.884	306.230	333.306	340.927
Slaughter turkeys.....	01	4201		286.284	289.884	306.230	333.306	340.927
Slaughter turkeys.....	01	420199	12/91	260.523	263.799	278.674	303.314	310.248
Slaughter ducks.....	01	43	12/91	269.894	273.685	277.476	277.476	277.476
Slaughter ducks.....	01	4301	12/91	269.894	273.685	277.476	277.476	277.476
Slaughter ducks.....	01	430199	12/91	269.894	273.685	277.476	277.476	277.476
Raw cotton.....	01	5		216.152	224.158	223.975	170.727	178.773
Raw cotton.....	01	51		213.946	221.870	221.690	168.984	176.948
Raw cotton.....	01	5101		213.946	221.870	221.690	168.984	176.948
Raw cotton.....	01	510101		213.946	221.870	221.690	168.984	176.948
Upland cotton.....	01	5101011	09/15	214.441	222.958	222.764	166.118	174.677
Pima cotton.....	01	5101012	09/15	194.364	194.364	194.364	194.364	194.364
Raw milk.....	01	6		206.746	208.272	205.221	205.221	191.717
Raw milk.....	01	61		207.583	209.115	206.051	206.051	192.493
Raw milk.....	01	6101		207.583	209.115	206.051	206.051	192.493
Raw milk.....	01	610102		207.583	209.115	206.051	206.051	192.493
Chicken eggs.....	01	7		475.935	487.265	340.102	486.640	367.822
Chicken eggs.....	01	71		475.935	487.265	340.102	486.640	367.822
Eggs for fresh use.....	01	7107	12/91	335.569	334.645	254.967	367.556	275.795
Eggs, jumbo.....	01	710701	12/84	369.453	363.725	288.109	428.280	330.092
Eggs, extra large.....	01	710702	12/84	380.155	372.265	302.131	437.121	319.111
Eggs, large.....	01	710703		411.314	404.777	307.425	471.173	342.341
Eggs, medium.....	01	710704	12/84	367.190	397.426	278.809	294.152	270.458
Eggs, small.....	01	710705	12/84	251.213	235.849	232.776	237.385	237.385
Breaker stock and checks and undergrades.....	01	7108	12/91	585.468	620.127	383.103	541.815	414.218
Breaker stock.....	01	710801	12/91	563.181	596.845	371.073	523.359	398.750
Checks and undergrades.....	01	710802	12/91	826.291	871.764	513.547	741.636	581.415
Hay, hayseeds, and oilseeds.....	01	8		339.281	336.736	351.099	324.280	322.016
Hay and hayseeds.....	01	81		463.596	510.367	505.518	568.918	548.615
Hay and hayseeds.....	01	8101		463.596	510.367	505.518	568.918	548.615
Alfalfa hay.....	01	810101		493.172	530.978	511.652	533.982	527.400
All other hay.....	01	810102	09/15	147.066	167.171	171.879	211.881	198.820
Oilseeds.....	01	83		310.412	302.560	318.392	282.858	282.678
Oilseeds.....	01	8301		310.412	302.560	318.392	282.858	282.678
Peanuts.....	01	830111		120.517	122.221	123.201	124.204	126.212
Cottonseed.....	01	830121		331.148	367.408	381.090	377.306	365.012
Soybeans.....	01	830131		285.650	276.166	291.856	258.698	259.504
Flaxseed.....	01	830151	12/91	587.036	607.278	546.550	425.296	364.669
Sunflower.....	01	830161	12/91	550.965	584.517	597.379	483.334	442.664
Canola.....	01	830171	12/11	186.692	185.300	184.035	140.177	135.625
Miscellaneous oil crops.....	01	830181	09/15	158.770	160.767	158.911	158.911	158.911
Processed foods and feeds.....	02	—		256.578	259.988	261.807	261.972	262.827
Cereal and bakery products.....	02	1		301.781	309.907	310.181	312.521	313.243
Bakery products.....	02	11		322.319	325.067	326.232	332.489	337.431
Bread (white, wheat, rye, etc.), including frozen.....	02	1102	06/06	155.958	157.439	157.145	162.316	166.909
Bread (white, wheat, rye, etc.), including frozen.....	02	110201	06/06	155.958	157.439	157.145	162.316	166.909
White pan bread.....	02	11020111	12/11	123.641	124.260	123.943	131.031	136.973
White hearth bread (French, Italian, etc.).....	02	11020112	12/11	134.323	134.817	134.817	136.419	137.145
Dark wheat breads (whole wheat, cracked wheat, multigrain, etc.).....	02	11020113	12/11	123.159	126.617	126.153	127.709	132.163
Other variety breads (rye, unleavened, raisin, potato, self-rising, salt-free, canned, etc.).....	02	11020114	12/11	118.996	119.746	119.735	121.590	121.772
Rolls (bread-type), muffins, bagels, and croissants.....	02	1105		331.844	329.874	329.413	336.665	341.912
Rolls (bread-type), muffins, bagels, and croissants.....	02	110505	06/06	161.898	160.937	160.712	164.250	166.810
Rolls, hamburger and wiener.....	02	11050501	12/11	121.297	119.722	118.109	119.860	123.647
All other rolls, bread-type (incl. muffins, bagels, and croissants).....	02	11050502	12/11	133.352	133.539	135.009	138.953	138.921
Other sweet goods, excluding frozen.....	02	1107		342.429	341.667	344.416	349.590	351.478
Other sweet goods, excluding frozen.....	02	110703	06/99	212.883	212.410	214.119	217.336	218.509
Soft cakes, excluding frozen.....	02	1108		405.000	408.636	411.391	415.372	419.149
Soft cakes, excluding frozen.....	02	110803	06/99	207.734	209.599	211.012	213.054	214.991
Cookies, crackers, and related products.....	02	1121		254.765	258.689	258.837	261.213	261.392

See footnotes at end of table.

Table 9. Producer price indexes for commodity and service groupings and individual items, not seasonally adjusted — Continued
 [August 2022, Index base 1982=100, unless otherwise indicated]

Title	Commodity code		Other index base	Unadjusted index ¹				
	Group code	Item code		Apr. 2022	May 2022 ^P	June 2022 ^P	July 2022 ^P	Aug. 2022 ^P
Cookies, wafers, and ice cream cones and cups (excluding frozen).....	02	112103	06/83	247.007	253.274	253.395	257.325	257.622
Crackers, biscuits, and related products.....	02	112104	06/83	248.938	249.259	249.435	249.435	249.435
Crackers, biscuits, and related products.....	02	1121042	12/11	100.655	100.785	100.856	100.856	100.856
Retail bakery products.....	02	1130	06/14	140.279	144.116	148.936	149.464	151.583
Retail bakery products.....	02	113001	06/14	140.279	144.116	148.936	149.464	151.583
Flour and flour base mixes and doughs.....	02	12		258.717	272.687	272.470	265.192	260.477
Wheat flour.....	02	1203		295.881	311.551	310.115	290.400	280.785
Wheat flour.....	02	120301	06/83	288.865	304.163	302.761	283.514	274.126
Flour base mixes and doughs.....	02	1204		226.477	238.987	239.911	244.225	244.059
Flour base mixes and doughs.....	02	120401	06/83	237.977	251.122	252.093	256.626	256.451
Prepared flour mixes, including refrigerated and frozen doughs and batters, made in flour mills.....	02	1204011	12/11	115.074	120.668	122.364	127.817	127.364
Flour mixes, excluding cake mixes, made from purchased flour.....	02	1204013	12/11	123.411	130.060	130.446	132.473	132.423
Milled rice and byproducts.....	02	13		253.436	258.272	261.064	270.462	273.787
Head rice.....	02	1301		266.284	271.285	274.691	284.680	288.319
Head rice.....	02	130106	06/03	257.851	262.693	265.991	275.664	279.188
Head rice not packaged with other ingredients.....	02	1301066	12/11	119.803	122.111	123.729	128.730	130.338
Milled rice (incl second heads, screenings, brewers, bran, sharps, rice flour, and byproducts).....	02	1302	06/84	151.525	154.660	154.920	160.196	161.749
Milled rice (incl second heads, screenings, brewers, bran, sharps, rice flour, and byproducts).....	02	130201	06/84	151.525	154.660	154.920	160.196	161.749
Cereal and pasta products.....	02	14		279.725	291.076	289.537	293.191	291.132
Dry macaroni, spaghetti, and egg noodle products, made from purchased flour.....	02	1402	06/85	254.753	264.665	264.665	277.028	277.028
Dry macaroni, spaghetti, and egg noodle products, made from purchased flour.....	02	140203	12/02	209.654	217.811	217.811	227.985	227.985
Dry macaroni, spaghetti, and egg noodle products, made from purchased flour.....	02	14020303	06/09	141.288	146.785	146.785	153.642	153.642
Cereal and mill products, other than flour.....	02	1409	06/85	264.105	274.927	273.134	274.392	271.994
Manufactured starch, made by wet milling.....	02	140907	06/85	254.105	272.400	263.208	272.874	274.988
Wheat mill products, corn mill products, and other grain mill products except flour.....	02	140908	06/98	258.646	264.104	265.691	263.904	255.274
Wheat mill products, except flour.....	02	1409081	12/09	123.897	137.230	137.216	135.124	138.697
Corn mill products.....	02	1409082	12/09	159.564	160.657	160.125	160.701	153.353
Other grain mill products.....	02	1409083	12/09	198.631	198.718	204.700	200.026	191.481
Breakfast cereal.....	02	140909	12/11	119.762	124.838	124.159	124.430	124.091
Meats, poultry, and fish.....	02	2		241.852	243.017	246.511	246.628	245.721
Meats.....	02	21		225.150	221.420	224.033	224.612	227.189
Beef and veal products, fresh or frozen.....	02	2101		262.186	253.433	261.304	262.853	262.343
Beef, fresh/frozen variety meats, not canned or made into sausage, made in slaughtering plants.....	02	210126	06/08	212.449	206.096	210.350	208.141	196.693
Beef, fresh/frozen whole/half carcass, not canned or made into sausage, misp.....	02	210131	06/08	148.946	146.184	158.260	166.905	164.068
Beef, fresh/frozen, primal and subprimal cuts, made in slaughtering plants.....	02	210133	12/95	228.121	220.177	226.548	227.439	227.756
Lamb/mutton, fresh or frozen, not canned or made into sausage, made in slaughtering plants.....	02	2103		317.674	312.008	314.874	306.522	303.255
Lamb/mutton, fresh or frozen, not canned or made into sausage, made in slaughtering plants.....	02	210321	12/88	254.095	249.563	251.855	245.175	242.562
Pork products, fresh, frozen, or processed, except sausage.....	02	2104		170.540	165.994	168.899	166.919	170.568
Pork, fresh/frozen, unprocessed, all cuts, except sausage, made in slaughtering plants.....	02	210444	06/01	113.129	108.170	108.815	110.896	111.835
Pork, processed or cured, not canned or made into sausage.....	02	210447	06/01	177.717	176.412	181.702	173.645	180.065
Pork, processed or cured, not canned or made into sausage, made in slaughtering plants.....	02	2104471	06/08	157.675	160.329	170.931	154.137	155.879
Pork, processed or cured, not canned or made into sausage, mfpc.....	02	2104472	06/08	164.981	162.682	165.908	161.179	168.267
Pork, sweet-pickled, dry-cured, or dry salt, not canned or made into sausage, mfpc.....	02	21044721	09/16	126.971	127.196	127.183	127.229	127.325
Smoked hams and picnics, excluding canned, made from purchased carcasses.....	02	21044722	12/11	128.184	128.419	135.166	123.790	142.763
Smoked slab bacon, made from purchased carcasses.....	02	21044723	09/16	181.843	180.952	172.130	171.129	176.735
Smoked sliced bacon, made from purchased carcasses.....	02	21044724	12/11	154.573	148.812	148.160	145.872	143.715
Other smoked pork, not canned or made into sausage, made from purchased carcasses.....	02	21044725	12/11	123.916	128.304	130.475	130.777	129.523
Boiled ham, barbecue pork, and other cooked pork, excluding canned meats and sausage, mfpc.....	02	21044726	12/11	113.457	113.762	122.419	128.214	129.701
Other meats, fresh, frozen, or canned.....	02	2105		216.563	220.337	215.802	217.892	223.015
Fresh/processed sausage, deli & cooked meats, etc.....	02	210503	06/01	204.437	208.003	204.986	206.227	212.623
Fresh and processed sausage, deli, and cooked meats, made in slaughtering plants.....	02	2105031	06/08	222.464	230.429	233.306	234.775	234.445
Fresh and processed sausage, deli, and cooked meats, mfpc.....	02	2105032	06/08	176.011	178.006	173.786	174.824	182.249
Fresh sausage (pork sausage, breakfast links, etc.), excluding canned, mfpc.....	02	21050321	12/11	155.350	161.659	143.275	145.177	164.664

See footnotes at end of table.

Table 9. Producer price indexes for commodity and service groupings and individual items, not seasonally adjusted — Continued
 [August 2022, Index base 1982=100, unless otherwise indicated]

Title	Commodity code		Other index base	Unadjusted index ¹				
	Group code	Item code		Apr. 2022	May 2022 ^P	June 2022 ^P	July 2022 ^P	Aug. 2022 ^P
Dry or semidry sausage (salami, cervelat, pepperoni, summer sausage, pork roll, etc), mfpc.....	02	21050322	12/11	143.468	143.331	146.211	146.082	147.601
Frankfurters, including wieners, excluding canned, made from purchased carcasses.....	02	21050323	12/11	139.051	138.055	139.660	141.227	141.381
Other sausage (smoked or cooked) & jellied goods & similar preparations, excluding canned, mfpc.....	02	21050324	12/11	134.077	134.966	135.447	136.004	137.818
Boxed meat (beef, pork, lamb, etc.), made from purchased carcasses...	02	210504	06/08	124.774	128.763	127.119	129.131	132.394
Canned meats, excluding dog, cat, and baby food.....	02	210579	12/88	241.157	254.234	236.481	241.096	255.528
Canned meats, excluding dog, cat, and baby food, mfpc.....	02	2105792	06/08	190.280	201.432	186.619	—	—
Frozen ground meat patties and other processed, frozen, or cooked meats, mfpc.....	02	210586	12/01	163.801	164.383	161.211	162.599	163.821
Processed poultry.....	02	22		223.045	237.357	243.114	240.813	234.673
Young chickens, including bulk, chilled, frozen, whole, and in parts.....	02	2203		231.980	247.709	251.679	249.588	241.395
Young chickens, including bulk, chilled, frozen, whole, and in parts.....	02	220333	12/90	229.170	244.709	248.631	246.564	238.471
Turkeys, including frozen, whole, and in parts.....	02	2206		250.606	267.529	271.774	277.872	283.384
Turkeys, including frozen, whole, and in parts.....	02	220611	12/90	248.743	265.539	269.753	275.806	281.277
Canned, cooked, smoked or prepared poultry.....	02	2208		201.851	214.716	223.507	218.334	210.775
Canned, cooked, smoked or prepared poultry.....	02	220811	12/90	165.868	176.439	183.663	179.412	173.200
Chicken hens and other poultry/small game.....	02	2209	12/90	104.869	104.262	104.521	104.797	106.488
Other poultry/small game (duck, goose, rabbit, etc.).....	02	220911	12/90	285.443	281.911	283.423	284.171	288.756
Unprocessed and prepared seafood.....	02	23		464.215	439.249	437.385	447.526	436.611
Unprocessed finfish.....	02	2301		955.385	838.679	801.974	822.331	805.775
Haddock.....	02	230101		353.337	432.530	349.511	286.534	331.450
Halibut.....	02	230102		1,246.826	1,173.483	1,149.036	877.383	1,044.907
Salmon.....	02	230103		587.618	—	—	—	—
Flounder.....	02	230131	12/91	200.889	224.096	212.874	163.496	222.602
Cod.....	02	230132	12/91	103.497	101.350	103.891	98.007	107.255
Pollock.....	02	230133	12/91	309.713	268.216	242.497	297.409	292.677
Tuna.....	02	230136	01/16	85.146	89.772	94.273	92.243	96.296
Other finfish.....	02	230199	12/91	800.962	651.697	635.882	631.339	548.773
Canned seafood (including soups, stews, and chowders).....	02	2304		220.187	220.187	209.701	219.439	219.535
Canned seafood (including soups, stews, and chowders).....	02	230429	12/84	249.541	249.541	237.657	248.693	248.802
Unprocessed shellfish.....	02	2305	12/91	315.490	269.499	274.154	288.223	267.914
Shrimp.....	02	230501	12/91	144.028	144.006	135.221	125.243	114.180
Crabs.....	02	230502	12/91	—	366.900	449.857	540.718	452.276
Lobsters.....	02	230503	12/91	304.224	221.841	185.708	186.166	194.923
Clams.....	02	230504	12/91	281.161	281.161	281.161	281.161	274.465
Oysters.....	02	230505	01/16	118.553	127.509	127.956	132.702	138.725
Sea scallops.....	02	230506	01/16	124.968	114.884	114.648	108.969	106.681
Mussels.....	02	230507	01/16	113.793	113.793	113.793	113.793	113.793
Prepared fresh and frozen seafood.....	02	2306	12/11	130.900	132.441	134.002	135.157	133.414
Prepared fresh fish/seafood, inc. surimi/surimi-based products.....	02	230601	12/11	139.101	143.058	141.165	140.452	139.127
Prepared frozen fish.....	02	230602	12/11	122.332	124.497	130.288	129.153	131.117
Prepared frozen shellfish.....	02	230603	12/11	150.726	149.868	147.789	152.556	142.794
Other prepared fresh and frozen seafood.....	02	230604	12/11	104.357	104.151	105.774	110.766	112.516
Dairy products.....	02	3		245.984	249.188	251.324	251.203	248.205
Fluid milk products.....	02	31		290.127	296.395	300.086	301.524	300.253
Packaged fluid milk and related products.....	02	3103	12/82	301.228	308.840	313.213	312.654	309.590
Fluid whole milk.....	02	310301		281.560	289.188	292.543	293.190	289.674
Reduced fat and lowfat milk (1/2-2).....	02	310302	12/82	315.747	325.153	330.780	328.343	323.013
Fat free or skim milk.....	02	310303	12/82	313.181	322.711	329.595	323.871	317.896
Other fluid milk related products, packaged, incl. cartons, bottles, cans, and dispenser cans.....	02	310304	12/82	315.390	317.988	320.341	324.711	329.500
Cottage cheese.....	02	3104	12/82	300.278	307.508	307.513	311.323	311.647
Cottage cheese.....	02	310401	12/82	300.278	307.508	307.513	311.323	311.647
Other milk products.....	02	3105	12/82	227.170	232.695	234.853	235.340	235.081
Other milk products.....	02	310501	12/82	227.170	232.695	234.853	235.340	235.081
Yogurt, excluding frozen.....	02	3105011	12/11	111.998	114.913	115.930	116.084	116.244
Other packaged milk products.....	02	3105012	12/11	139.930	142.793	144.255	144.798	143.825
Bulk fluid milk and cream.....	02	3106	12/91	231.271	233.213	236.244	242.103	243.757
Bulk fluid milk and cream.....	02	310601	12/91	231.271	233.213	236.244	242.103	243.757
Butter.....	02	32		197.898	191.373	210.347	210.429	212.487
Butter.....	02	3201		197.898	191.373	210.347	210.429	212.487
Butter.....	02	320114	06/84	197.511	190.998	209.935	210.017	212.072
Natural, processed, and imitation cheese.....	02	33		199.319	203.809	203.396	202.073	194.376
Natural cheese, except cottage cheese.....	02	3302		189.443	193.746	192.649	190.833	184.472
Natural cheese, except cottage cheese.....	02	330212	06/88	207.794	212.514	211.311	209.319	202.342
Natural cheese, except lowfat, shipped in consumer packages or containers (3 lbs or less).....	02	3302121	12/07	132.198	132.336	132.060	134.661	135.345

See footnotes at end of table.

Table 9. Producer price indexes for commodity and service groupings and individual items, not seasonally adjusted — Continued
 [August 2022, Index base 1982=100, unless otherwise indicated]

Title	Commodity code		Other index base	Unadjusted index ¹				
	Group code	Item code		Apr. 2022	May 2022 ^P	June 2022 ^P	July 2022 ^P	Aug. 2022 ^P
Natural cheese, except lowfat, shipped in packages or containers (more than 3 lbs) or bulk.....	02	3302122	12/07	108.573	112.745	112.023	108.807	102.156
Lowfat natural cheese, except cottage cheese, shipped in consumer packages (3 lbs. or less).....	02	3302123	06/10	120.775	120.830	118.366	118.310	118.296
Lowfat natural cheese, except cottage cheese, shipped in packages (more than 3 lbs.) or in bulk.....	02	3302124	06/10	151.568	158.458	156.620	151.413	140.356
Processed cheese and related products.....	02	3303		202.511	207.456	208.232	209.337	196.816
Process cheese and related products.....	02	330312	06/88	215.251	220.507	221.331	222.506	209.198
Process cheese, shipped in consumer packages or containers (3 lbs. or less).....	02	3303121	06/10	136.192	136.997	136.686	139.172	131.472
All other process cheese and related products.....	02	3303122	06/10	156.049	162.099	163.436	162.739	152.451
Process cheese shipped in packages or containers (more than 3 lbs.) or in bulk.....	02	33031221	06/10	140.549	152.119	160.675	160.024	156.495
Cheese food, spread, and other related products.....	02	33031225	12/11	138.321	137.730	131.765	131.171	116.470
Cheese substitutes and imitations.....	02	3304	06/88	264.235	264.235	298.346	298.346	298.346
Cheese substitutes and imitations.....	02	330401	06/88	264.235	264.235	298.346	298.346	298.346
Raw liquid whey.....	02	3307	12/04	299.640	291.874	315.884	310.962	303.968
Raw liquid whey.....	02	330701	12/04	299.640	291.874	315.884	310.962	303.968
Ice cream and frozen desserts.....	02	34		266.731	267.765	269.588	271.090	279.211
Ice cream and frozen desserts.....	02	3402	06/83	263.140	264.159	265.958	267.439	275.451
Ice Cream and frozen desserts.....	02	340201	06/83	263.140	264.159	265.958	267.439	275.451
Ice cream, excl. lowfat and nonfat (incl. custards), shipped in bulk (containers 3 gal or more).....	02	3402011	12/11	133.994	134.875	136.936	137.177	138.520
Ice cream, incl. custards (excl. lowfat and nonfat) shipped in sizes less than 3 gallons.....	02	3402012	12/11	119.728	119.701	120.320	120.856	125.555
Ice cream, including custards (excluding lowfat and nonfat), novelty forms.....	02	3402013	12/11	127.145	129.112	130.585	131.437	135.594
Ice cream, including custards, lowfat and nonfat.....	02	3402014	12/11	113.450	113.450	113.999	115.655	118.470
Other frozen desserts (yogurt, sherbet, water ices, mellorine, frozen pudding, gelato, etc.).....	02	3402015	12/11	133.120	133.122	133.423	133.937	136.199
Dry, condensed, and evaporated milk products.....	02	35		230.430	228.581	228.272	227.998	229.035
Dry milk products, including feed grade.....	02	3502	12/83	216.417	214.053	212.309	211.344	211.313
Dry milk products, including feed grade.....	02	350201	12/83	216.417	214.053	212.309	211.344	211.313
Liquid milk products.....	02	3503	12/83	235.778	234.717	238.243	238.736	241.895
Consumer-type canned milk products.....	02	350301	12/83	272.443	271.317	275.765	278.902	283.164
Bulk liquid milk products, including feed grade.....	02	350303	12/83	200.856	199.670	201.610	194.736	195.689
Ice cream mixes and related products.....	02	3505	06/02	169.503	170.331	169.608	172.461	174.548
Ice cream mixes and related products.....	02	350502	06/02	169.503	170.331	169.608	172.461	174.548
Processed fruits and vegetables.....	02	4		234.904	243.426	244.501	250.192	251.632
Canned fruits and juices.....	02	41		249.405	252.926	254.841	268.903	267.975
Canned fruits, excluding baby foods.....	02	4101		261.546	271.585	274.300	292.789	291.049
Canned fruits, excluding baby foods.....	02	410105	12/87	230.391	239.234	241.626	257.913	256.380
Canned and fresh fruit juices, nectars, and concentrates.....	02	4102		247.500	247.892	249.446	261.570	261.025
Canned and fresh fruit juices, nectars, and concentrates.....	02	410239	12/87	203.740	204.062	205.341	215.322	214.873
Frozen fruits, juices and ades.....	02	42		238.718	241.472	235.463	234.816	233.533
Frozen fruits.....	02	4202		324.171	329.995	315.431	313.863	315.015
Frozen fruits.....	02	420209	12/90	305.955	311.453	297.707	296.227	297.315
Canned vegetables and juices.....	02	44		206.609	214.519	217.450	223.201	223.562
Canned vegetables and juices.....	02	4401		206.609	214.519	217.450	223.201	223.562
Canned vegetables.....	02	440102	12/87	228.659	235.155	232.030	250.830	251.568
Canned catsup and other tomato based sauces.....	02	440127	12/87	179.618	188.287	194.327	193.477	193.601
Frozen vegetables.....	02	45		233.968	251.639	254.486	254.766	264.268
Frozen potato products (French-fried, patties, puffs, etc.).....	02	4502	12/90	220.029	229.913	235.108	235.310	242.307
Frozen potato products (French-fried, patties, puffs, etc.).....	02	450202		277.114	289.563	296.106	296.361	305.173
Frozen vegetables, other than potato products.....	02	4505	12/90	175.682	195.714	195.093	195.368	204.601
Frozen vegetables, other than potato products.....	02	450509	06/97	172.532	192.205	191.595	191.865	200.932
Dried and dehydrated food.....	02	48	12/03	189.052	193.143	190.066	191.713	189.024
Dried and dehydrated food.....	02	4801	12/03	189.052	193.143	190.066	191.713	189.024
Dried and dehydrated food.....	02	480101	12/03	189.052	193.143	190.066	191.713	189.024
Soup mixes (including dried/dehydrated/freeze-dried) and bouillon....	02	48010101	12/11	119.386	123.740	123.740	123.740	115.627
Dried and dehydrated fruits and vegetables, including freeze-dried. ..	02	48010102	12/11	127.374	129.142	125.943	127.655	128.233
Sugar and confectionery.....	02	5		240.661	243.429	243.789	247.429	250.401
Raw cane sugar and sugar cane mill products and byproducts.....	02	52		200.518	202.418	201.287	203.665	210.432
Raw cane sugar and sugarcane mill products and byproducts.....	02	5201		200.518	202.418	201.287	203.665	210.432
Raw cane sugar and sugarcane mill products and byproducts.....	02	520106	12/03	185.092	186.845	185.802	187.997	194.243
Refined sugar products and byproducts.....	02	53		201.429	202.408	202.778	203.789	205.248
Refined sugar products and byproducts.....	02	5307	12/02	167.713	168.529	168.836	169.679	170.893
Refined granulated cane sugar and byproducts.....	02	530701	12/02	193.674	192.818	193.004	194.571	196.632

See footnotes at end of table.

Table 9. Producer price indexes for commodity and service groupings and individual items, not seasonally adjusted — Continued
 [August 2022, Index base 1982=100, unless otherwise indicated]

Title	Commodity code		Other index base	Unadjusted index ¹				
	Group code	Item code		Apr. 2022	May 2022 ^P	June 2022 ^P	July 2022 ^P	Aug. 2022 ^P
Beet sugar.....	02	530702	12/02	148.813	150.837	151.233	151.551	152.151
Confectionery materials.....	02	54		206.283	213.494	213.652	217.573	222.345
Confectionery materials.....	02	5401		206.283	213.494	213.652	217.573	222.345
Corn sweeteners, made by wet milling.....	02	540107	06/85	225.912	235.599	236.610	239.614	244.405
Chocolate coatings, made from cacao beans.....	02	540108	06/83	—	—	189.419	195.462	197.809
Other chocolate and cocoa products, made from cacao beans.....	02	540109	06/83	257.577	257.637	259.192	267.633	277.666
Confectionery end products.....	02	55		290.316	291.859	292.510	297.310	299.669
Candy and nuts.....	02	5503	06/83	260.862	262.340	262.964	267.562	269.822
Chocolate and chocolate-type confectionery products.....	02	550301	06/83	254.185	257.499	257.964	266.841	267.646
Chocolate/chocolate-type confectionery prods, cacao beans.....	02	5503011	12/11	121.251	121.251	122.567	122.567	122.567
Chocolate/confectionery products, made from purchased chocolate, not retailed.....	02	5503012	12/11	109.823	111.581	111.619	116.421	116.655
Chocolate/confectionery products, made from purchased chocolate, retailed.....	02	5503013	12/11	130.858	131.436	131.436	131.436	134.738
Nonchocolate-type confectionery products.....	02	550302	06/83	251.541	254.093	254.375	257.021	262.386
Nonchocolate-type confectioneries, made and packaged for shipment.....	02	5503021	12/11	119.735	120.891	121.027	122.308	124.904
Nuts and seeds (salted, roasted, cooked or blanched).....	02	550304	06/91	196.818	195.276	195.886	196.175	197.324
Nuts (salted, roasted, cooked, or blanched), sold in bulk.....	02	5503041	06/08	125.090	121.694	121.631	122.667	122.622
Canned nuts (salted, roasted, cooked, or blanched).....	02	5503042	06/08	130.340	132.331	133.219	135.242	135.042
All other packaged nuts, including all types of seeds (salted, roasted, cooked, or blanched).....	02	5503043	06/08	176.281	175.340	176.038	173.660	176.485
Other confectionery-type products.....	02	550305	06/91	198.022	199.694	205.126	205.126	205.126
Beverages and beverage materials.....	02	6		231.305	230.715	232.004	231.787	238.319
Alcoholic beverages.....	02	61		211.061	211.307	211.341	210.262	210.169
Malt beverages.....	02	6101		224.539	224.534	224.872	224.874	224.749
Bottled beer and ale.....	02	610101		193.875	193.932	194.564	194.564	194.564
Canned beer and ale.....	02	610103		235.879	235.858	235.795	235.795	235.624
Beer and ale in barrels and kegs.....	02	610105	06/82	308.602	308.587	309.971	309.971	309.652
All other malt beverages and brewing products.....	02	610108	12/03	105.525	104.799	104.802	104.863	104.123
Distilled and bottled liquor, excluding brandy.....	02	6102		199.144	198.408	197.892	193.247	192.607
Distilled liquor, excluding brandy.....	02	610202	12/11	108.079	107.245	106.791	101.523	100.796
Distilled whiskey, all other distilled liquor, excluding brandy.....	02	6102022	12/11	120.481	121.613	121.687	123.075	123.075
Distillers' dried grains (dark and light) and dried solubles.....	02	6102023	12/11	85.890	84.316	83.699	76.306	75.370
Bottled liquor, excluding brandy.....	02	610204	12/11	102.676	102.676	102.561	102.559	102.559
Bottled whiskey.....	02	6102041	06/12	103.763	103.763	103.769	103.769	103.769
Bottled gin, vodka, rum, cordials, cocktails, and similar compounds.....	02	6102042	06/12	100.010	100.010	99.755	99.750	99.750
Wines, brandy, and brandy spirits.....	02	6104	12/83	191.048	192.536	192.531	192.722	193.148
Wines, brandy, and brandy spirits.....	02	610441	06/06	121.843	122.792	122.789	122.911	123.183
Wines, white, red & rose grape, and other fruit, 14 percent or less alcohol.....	02	6104411	12/11	111.676	112.067	112.064	112.217	112.147
Wines, white grape, 14 percent or less alcohol content.....	02	61044111	12/11	110.102	110.102	110.102	110.164	110.344
Wines, red grape, 14 percent or less alcohol content.....	02	61044112	12/11	110.774	111.589	111.589	111.589	111.272
Wines, rose grape & other fruits & berries, 14 percent or less alcohol.....	02	61044113	12/11	137.845	137.898	137.845	139.595	—
Wines, dessert, effervescent, and wine coolers.....	02	6104412	12/11	118.397	119.697	119.697	119.697	119.697
Wines, effervescent, including sparkling (carbonated), wine coolers.....	02	61044122	12/11	119.510	121.133	121.133	121.133	121.133
Other wines, brandy, and brandy spirits.....	02	6104413	12/11	121.021	123.641	123.641	123.641	125.180
Soft drinks.....	02	62		248.983	247.026	248.659	250.647	265.563
Soft drinks, non-carbonated and bottled water.....	02	6206		218.705	213.109	215.428	216.497	234.101
Bottled water, non-carb, processed or pasteurized.....	02	620608	12/03	106.455	106.601	110.117	111.141	112.412
Soft drinks, non-carbonated.....	02	620609		237.824	228.680	228.658	229.283	256.204
Soft drinks, non-carbonated, all other types.....	02	6206093	12/07	117.268	117.898	117.987	118.001	119.233
Soft drinks, non-carbonated, fruit drinks, cocktails, ades.....	02	6206094	12/11	128.200	118.008	117.894	118.533	145.377
Soft drinks, bottle/can, carbonated, all types.....	02	6210	12/11	143.917	144.751	145.257	146.741	153.137
Soft drinks, bottle/can, carbonated, all types.....	02	621001	12/11	143.917	144.751	145.257	146.741	153.137
Packaged beverage materials.....	02	63		217.539	217.744	221.838	217.733	222.377
Coffee (whole bean, ground, & instant).....	02	6301		222.400	222.638	227.285	222.490	227.877
Coffee, concentrated, including coffee substitutes.....	02	630103		194.198	195.764	195.764	195.764	196.130
Roasted coffee.....	02	630104	06/88	195.040	195.147	199.527	195.007	200.057
Tea in consumer packages, exc. canned ice tea.....	02	6303		186.425	186.425	187.070	187.270	187.276
Tea in consumer packages, exc. canned ice tea.....	02	630313	12/85	158.080	158.080	158.627	158.796	158.801
Other beverage materials.....	02	64		292.246	292.160	298.972	298.909	314.159
Other beverage materials.....	02	6401		292.246	292.160	298.972	298.909	314.159
Malt and malt byproducts.....	02	640101		153.651	153.441	153.635	153.483	153.857
Liquid beverage bases, excluding use by soft drink bottlers.....	02	640109	12/85	300.130	300.130	300.268	300.268	306.727
Fats and oils.....	02	7		439.461	456.235	453.469	420.293	412.467

See footnotes at end of table.

Table 9. Producer price indexes for commodity and service groupings and individual items, not seasonally adjusted — Continued
 [August 2022, Index base 1982=100, unless otherwise indicated]

Title	Commodity code		Other index base	Unadjusted index ¹				
	Group code	Item code		Apr. 2022	May 2022 ^P	June 2022 ^P	July 2022 ^P	Aug. 2022 ^P
Shortening, cooking oil, and margarine.....	02	78		425.017	444.503	443.423	401.016	394.239
Shortening, cooking oil, and margarine.....	02	7801		425.017	444.503	443.423	401.016	394.239
Margarine, butter blends, and butter substitutes.....	02	780109		360.011	377.107	365.397	364.434	368.613
Shortening and cooking oils.....	02	780115	12/11	143.583	150.145	150.170	134.579	131.931
Other oilseed processing.....	02	7A	12/04	377.642	379.263	381.829	386.703	380.940
Other oilseed processing.....	02	7A01	12/04	377.642	379.263	381.829	386.703	380.940
Cotton linters.....	02	7A0104	12/11	48.187	53.382	53.987	54.697	63.535
Cottonseed cake, meal, hulls, and other byproducts.....	02	7A0105	12/11	108.508	115.390	113.459	112.078	114.124
Cottonseed cake and meal.....	02	7A01051	12/11	110.769	115.969	112.940	113.655	117.351
Other crude and refined vegetable oils and other vegetable mill products.....	02	7A0106	12/11	201.678	200.535	200.768	201.376	197.995
Other crude vegetable oils, including linseed, peanut, sunflower, safflower, etc.....	02	7A01061	12/11	244.187	244.818	246.803	245.051	241.352
Other vegetable oil mill products, including all oil seed cake and meal.....	02	7A01063	12/11	115.313	117.790	115.466	116.962	116.251
Corn oil, crude and refined.....	02	7B	01/16	244.405	252.197	232.647	232.206	219.252
Corn oil, made by wet milling.....	02	7B01	01/16	244.405	252.197	232.647	232.206	219.252
Corn oil, made by wet milling.....	02	7B0101	01/16	244.405	252.197	232.647	232.206	219.252
Miscellaneous processed foods.....	02	8		272.620	278.104	278.359	279.582	279.832
Canned jams, jellies, and preserves.....	02	81		220.496	238.224	238.670	238.750	239.054
Canned jams, jellies, and preserves.....	02	8101		220.496	238.224	238.670	238.750	239.054
Canned jams, jellies, and preserves.....	02	810102	12/87	195.158	210.849	211.244	211.314	211.583
Pickles and other pickled products, including horseradish.....	02	82		291.904	297.951	297.970	307.243	307.453
Pickles and other pickled products.....	02	8201		291.904	297.951	297.970	307.243	307.453
Pickles and other pickled products, including horseradish.....	02	820106	12/86	260.899	266.304	266.320	274.609	274.797
Specialty canning.....	02	84		299.299	315.300	313.662	315.550	316.212
Specialty canning.....	02	8401		299.299	315.300	313.662	315.550	316.212
Canned dry beans.....	02	840102	12/82	183.653	192.191	191.891	195.177	197.315
Canned soups and stews, excluding frozen and seafood.....	02	840104	12/82	411.365	441.507	441.682	441.682	441.682
Canned baby foods and other canned specialties/nationality foods.....	02	840105	06/08	145.294	142.481	137.509	140.166	140.166
Frozen specialty food.....	02	85		210.657	213.768	214.605	217.200	217.810
Frozen specialty food.....	02	8501		210.657	213.768	214.605	217.200	217.810
Frozen cakes, pies, and other pastries.....	02	850109	12/82	314.297	319.360	317.263	319.853	318.169
Frozen dinners (beef, pork, and poultry pies) and nationality foods, incl. frozen pizza.....	02	850111	12/82	167.483	170.052	171.563	174.428	175.541
Other frozen specialties, incl. all whipped topping, waffles, soups, etc., excluding seafood.....	02	850113	12/82	266.250	269.059	269.395	269.507	269.893
Prepared sauces, except tomato.....	02	86		211.722	215.539	216.399	217.395	217.747
Prepared sauces, excluding tomato-based sauces and sauces comprised of 20 percent or more meat.....	02	8601		211.722	215.539	216.399	217.395	217.747
Prepared sauces, excluding tomato-based sauces and sauces comprised of 20 percent or more meat.....	02	860103	12/86	175.592	178.758	179.471	180.297	180.589
Other miscellaneous processed foods.....	02	89		285.111	287.454	291.883	293.607	295.086
Other miscellaneous processed foods.....	02	8901		285.111	287.454	291.883	293.607	295.086
Mayonnaise, salad dressings, and sandwich spreads.....	02	890102	12/86	275.092	276.978	279.350	279.350	279.350
Dry mix food preparations.....	02	890148	06/91	150.926	150.926	153.551	154.795	154.795
Perishable non-frozen prepared food, including tortillas.....	02	890149	06/91	178.616	173.706	174.280	174.125	178.899
Perishable prepared foods.....	02	8901492	12/07	129.656	125.118	125.498	125.558	127.199
Flavoring extracts, emulsions, liquid flavors, and food colorings.....	02	890151	12/85	334.461	339.348	339.348	339.344	339.344
Other flavoring agents, except chocolate syrup.....	02	890154	12/00	147.370	147.637	146.751	152.358	152.358
Soft drink flavoring syrup, sold in bulk.....	02	89015411	12/11	144.492	144.492	144.492	144.621	144.621
Other flavoring agents (except chocolate syrups).....	02	89015412	12/11	122.776	123.157	123.680	126.328	126.328
Table salt (evaporated), pepper (white and black), and other spices.....	02	890156	06/91	279.815	264.621	276.381	276.610	278.135
Pepper and other spices in commercial sizes (1 lb or more).....	02	8901566	05/17	113.323	110.624	107.202	107.495	109.445
Peanut butter.....	02	890158	06/91	147.891	156.662	157.107	158.583	158.534
Ice.....	02	890161	12/85	247.276	249.360	249.931	250.345	250.964
Dairy product substitutes.....	02	890162	06/92	176.611	182.509	181.286	181.159	181.143
Dry, condensed, and evaporated dairy product substitutes.....	02	8901621	12/09	117.715	123.197	—	—	—
Liquid dairy product substitutes.....	02	8901622	12/09	116.605	118.788	117.071	116.857	116.857
Chips (potato, corn, etc.).....	02	890172	12/85	245.592	252.515	265.865	265.551	265.583
Potato chips and sticks, plain and flavored.....	02	8901721	12/07	139.105	139.105	144.851	144.072	144.072
Corn chips and related products.....	02	8901722	12/07	167.655	175.895	189.452	189.436	189.413
Other chips, sticks (hard pretzels, bacon rinds, popcorn (except candied), etc.).....	02	8901723	12/07	155.407	161.747	167.822	168.316	168.417
Vinegar and cider.....	02	890174	12/85	188.626	188.626	194.110	194.110	194.110
Other food preparations.....	02	890175	12/85	311.398	322.578	—	—	—
Prepared animal feeds.....	02	9		252.031	256.109	259.064	259.018	262.041

See footnotes at end of table.

Table 9. Producer price indexes for commodity and service groupings and individual items, not seasonally adjusted — Continued
 [August 2022, Index base 1982=100, unless otherwise indicated]

Title	Commodity code		Other index base	Unadjusted index ¹				
	Group code	Item code		Apr. 2022	May 2022 ^P	June 2022 ^P	July 2022 ^P	Aug. 2022 ^P
Soybean cake, meal, and other byproducts.....	02	92		153.266	150.015	149.402	152.008	156.461
Soybean cake, meal, and byproducts.....	02	9201		153.266	150.015	149.402	152.008	156.461
Soybean cake, meal, and byproducts.....	02	920112	12/04	186.947	182.980	182.233	185.412	190.844
Soybean cake and meal.....	02	9201121	12/09	103.896	101.771	101.109	102.687	105.262
Other soybean products, including isolates and concentrates.....	02	9201122	12/09	168.879	163.697	168.023	174.722	188.625
Formula feeds.....	02	93		296.469	299.902	298.019	298.277	300.887
Formula feeds.....	02	9301		296.469	299.902	298.019	298.277	300.887
Chicken and turkey feed, supplements, concentrates, and premixes.....	02	930102	12/86	292.507	299.544	302.875	306.286	308.006
Dairy cattle feed, supplements, concentrates, and premixes.....	02	930110	12/11	133.191	134.425	134.110	136.591	139.054
Swine feed, supplements, concentrates, and premixes.....	02	930115	12/11	160.369	158.697	148.947	140.391	136.040
Beef cattle feed, supplements, concentrates, and premixes.....	02	930117	12/11	133.333	134.161	132.927	132.992	140.702
Poultry, exc. chicken and turkey, and livestock, exc. cattle and swine, feed.....	02	930118	12/86	352.576	354.239	354.427	355.111	355.334
Miscellaneous feedstuffs.....	02	94		322.162	333.141	343.334	340.885	343.426
Pet food.....	02	9402		305.013	314.762	329.093	330.761	334.293
Dog and cat food.....	02	940202	12/85	260.608	268.596	282.227	283.586	286.544
Dog food.....	02	9402021	12/10	133.253	138.160	145.294	146.183	147.781
Canned dog food.....	02	94020211	12/10	131.675	139.944	157.595	157.595	160.044
Dry and semi moist dog food.....	02	94020214	12/11	128.580	132.015	134.871	136.062	137.274
Cat food.....	02	9402022	12/10	136.444	138.418	145.111	145.302	146.619
Canned cat food.....	02	94020224	12/11	142.726	144.938	156.124	156.124	157.479
Dry and semi moist cat food.....	02	94020225	12/10	125.598	127.198	127.198	127.667	128.916
Pet (excluding dog and cat), laboratory, and fur animal feed.....	02	940203	12/85	262.112	273.355	274.056	276.054	279.589
Miscellaneous feedstuffs other than pet food.....	02	9403		336.109	348.604	351.705	342.731	343.571
Meat meal and meat and bone meal.....	02	940301		204.596	209.507	233.435	241.540	258.190
Wet process corn byproducts.....	02	940317	06/85	227.204	238.052	239.465	230.099	225.423
Other animal feeds, including fertilizer byproducts and feather.....	02	940325	12/97	228.596	233.053	232.501	222.741	220.441
Animal and marine feed and fertilizer byproducts, except meat and bone meal.....	02	9403252	06/09	118.454	119.185	117.423	106.712	108.704
Other prepared animal feeds, including feeding materials and adjuncts.....	02	9403253	06/09	136.615	140.966	142.214	142.424	137.647
Miscellaneous byproducts of slaughtering plants.....	02	940333	06/01	605.784	632.793	628.258	617.387	625.464
Textile products and apparel.....	03	—		181.008	182.834	184.333	186.065	187.254
Synthetic fibers.....	03	1		156.665	156.516	157.112	159.809	159.562
Unprocessed filament yarns.....	03	15		162.335	162.181	162.798	165.593	165.337
Noncellulosic fibers.....	03	1502		148.001	147.861	—	—	—
Noncellulosic and cellulosic organic fibers.....	03	1504	05/22	—	100.000	100.380	102.104	101.946
Noncellulosic fibers.....	03	150401		148.001	147.861	148.423	150.972	150.738
Noncellulosic organic fibers.....	03	1504014	06/05	135.928	135.759	136.140	137.750	137.470
Polyester manufactured fibers.....	03	15040147	06/11	125.220	125.998	126.842	131.974	130.962
Other noncellulosic organic fibers, incl. polyamide, polyolefin, and producer-textured.....	03	15040149	06/11	123.485	123.050	123.246	123.600	123.575
Processed yarns and threads.....	03	2		200.768	204.237	205.056	207.458	208.729
Yarns.....	03	26		194.212	197.640	198.449	200.822	202.077
Spun cotton yarns.....	03	2601		185.298	188.474	188.688	192.351	192.351
Spun cotton yarns.....	03	260115	05/22	—	100.000	—	—	102.057
Spun synthetic yarns.....	03	2603		207.874	211.635	215.012	215.574	215.574
Spun synthetic yarns.....	03	260304	12/94	186.324	189.695	192.722	193.226	193.226
Rayon, acetate, and lyocell spun yarns.....	03	2603041	06/08	—	—	135.602	—	—
Textured and twisted yarns.....	03	2604	12/88	185.117	188.881	189.223	190.538	193.808
Textured and twisted yarns.....	03	260405	05/22	—	100.000	100.181	100.877	102.608
Textured/cripped/bulked filament yarns, incl. stretch yarn, made from purchased filament yarn.....	03	2604053	12/96	161.824	165.400	—	—	—
Other spun noncellulosic and natural fiber (excluding cotton and wool) yarns.....	03	2607	06/08	154.313	156.167	157.415	160.159	159.958
Other spun noncellulosic and natural fiber (excluding cotton and wool) yarns.....	03	260701	06/08	154.313	156.167	157.415	160.159	159.958
Thread.....	03	27		280.130	—	—	—	—
Thread.....	03	2705	12/00	170.944	—	—	—	—
Thread.....	03	270501	12/00	170.944	—	—	—	—
Greige fabrics.....	03	3		165.441	168.088	170.181	172.851	174.378
Greige broadwoven fabrics.....	03	37		162.909	165.397	167.768	171.101	171.262
Greige manmade, silk, and other natural fiber (exc cotton/wool) broadwoven fabrics.....	03	3703		162.087	164.766	167.016	168.124	168.329
Greige manmade, silk, and other natural fiber (exc cotton/wool) broadwoven fabrics.....	03	370304	12/94	142.427	144.781	146.758	147.732	147.912
Greige knit fabrics.....	03	38		184.704	185.737	192.766	192.959	196.952
Weft (circular) knit fabrics, greige goods (excluding hosiery).....	03	3803		170.904	172.775	172.775	172.775	176.150

See footnotes at end of table.

Table 9. Producer price indexes for commodity and service groupings and individual items, not seasonally adjusted — Continued
 [August 2022, Index base 1982=100, unless otherwise indicated]

Title	Commodity code		Other index base	Unadjusted index ¹				
	Group code	Item code		Apr. 2022	May 2022 ^P	June 2022 ^P	July 2022 ^P	Aug. 2022 ^P
Weft (circular) knit fabrics, greige goods (excluding hosiery).....	03	380301		170.904	172.775	172.775	172.775	176.150
Warp knit fabrics, greige goods (excluding hosiery).....	03	3804		202.188	201.582	221.565	222.113	227.090
Warp knit fabrics, greige goods (excluding hosiery).....	03	380401		202.188	201.582	221.565	222.113	227.090
Tire cord and tire fabric.....	03	39	06/84	160.114	163.490	163.490	165.501	168.981
Tire cord and tire fabrics.....	03	3901	06/84	160.114	163.490	163.490	165.501	168.981
Tire cord and tire fabrics.....	03	390101	06/84	160.114	163.490	163.490	165.501	168.981
Finished fabrics.....	03	4		197.830	201.051	202.324	203.466	205.161
Finished broadwoven fabrics.....	03	42		232.916	233.538	234.894	235.960	236.997
Finished cotton broadwoven fabrics.....	03	4201		188.591	190.326	194.899	197.907	209.030
Finished cotton broadwoven fabrics.....	03	420104	12/94	166.994	168.530	172.580	175.243	185.093
Finished manmade, silk, and other natural fiber (exc. cotton and wool) broadwoven fabrics.....	03	4203		257.187	257.386	257.502	257.835	254.808
Finished manmade, silk, and other natural fiber (exc. cotton and wool) broadwoven fabrics.....	03	420306	12/94	211.742	211.905	212.001	212.276	209.783
Finished manmade, silk, & natural fiber (exc cotton/wool) broadwoven, finished in weaving mills.....	03	4203061	06/10	119.963	120.216	120.384	120.764	120.872
Finished manmade fiber, silk and other natural fiber broadwoven fabrics, finishing mill.....	03	4203062	06/10	216.063	216.093	216.093	216.181	212.336
Woven and braided narrow fabrics.....	03	44		241.916	244.110	244.784	247.079	247.120
Woven and braided narrow fabrics.....	03	4402	06/84	241.916	244.110	244.785	247.079	247.120
Woven narrow fabrics (12 inches or less in width).....	03	440204	12/89	207.698	210.620	210.942	213.218	213.272
Braided narrow fabrics (12 inches or less in width).....	03	440205	12/08	207.398	207.405	208.448	209.863	209.863
Nonwoven fabrics and felts.....	03	45		201.020	207.982	209.013	209.194	212.542
Nonwoven fabrics and felts.....	03	4503		201.020	207.982	209.013	209.194	212.542
Nonwoven fabrics.....	03	450321		199.987	206.986	208.035	207.948	211.656
Pressed, punched, or needled felts, excluding hats.....	03	450333	12/01	133.102	136.746	137.121	140.762	138.004
Coated fabrics, not rubberized.....	03	46	06/85	243.905	244.850	246.975	253.796	252.728
Coated fabrics, not rubberized.....	03	4601	06/85	243.905	244.850	246.975	253.796	252.728
Vinyl coated fabrics, including expanded vinyl coated.....	03	460102	06/85	241.630	242.638	244.469	244.496	247.008
Coated or laminated fabrics and coated yarns, incl. impregnated fabrics.....	03	460103	06/85	248.793	249.730	251.998	261.421	259.024
Screen printed textile materials, embroideries, and lace goods.....	03	47	06/85	211.052	213.867	215.339	215.821	217.207
Screen printed textile and apparel materials and embroideries.....	03	4701	06/85	211.261	214.097	215.580	216.066	217.462
Embroideries (excluding Schiffl machine products) and embroidery contractors.....	03	470103	12/11	125.140	125.140	126.234	126.328	127.040
Screen printing on garments, apparel accessories, and other fabric articles, excluding labels.....	03	470108	12/85	210.899	214.473	215.886	216.459	217.922
Knit fabrics, finished in knitting mills.....	03	48	12/03	155.490	155.652	157.800	158.544	162.023
Weft (circular) knit fabrics, knit and finished in the same establishment (excluding hosiery).....	03	4801	12/03	185.205	185.205	187.526	188.089	190.880
Weft (circular) knit fabrics, knit and finished in the same establishment (excluding hosiery).....	03	480101	12/03	185.205	185.205	187.526	188.089	190.880
Warp knit goods, knit and finished in the same establishment.....	03	4802	12/03	131.951	132.224	134.215	135.075	138.983
Warp knit goods, knit and finished in the same establishment.....	03	480201	12/03	131.951	132.224	134.215	135.075	138.983
Warp knit fabrics, knit and finished in same establishment.....	03	4802011	06/08	147.544	147.857	150.129	151.091	155.463
Apparel & other fabricated textile prods.....	03	8		169.173	169.541	171.199	172.183	172.909
Apparel.....	03	81		152.842	153.605	153.980	154.645	154.751
Miscellaneous apparel and accessories.....	03	8104	12/83	212.354	215.575	217.130	218.126	218.373
Men's and boys' fabric, straw, and felt hats, made from purchased materials.....	03	810414	12/09	158.105	160.938	168.253	168.253	168.253
Hat bodies and fabric caps, made from purchased materials.....	03	810416	12/09	174.653	174.653	175.700	175.700	175.700
Gloves and mittens, made from purchased materials.....	03	810424	12/11	137.572	138.434	138.951	140.973	143.037
Leather and sheep-lined apparel, made from purchased materials.....	03	810428	12/03	184.089	184.231	190.721	191.861	191.861
Apparel and accessories, n.e.c.....	03	810441	12/85	179.754	183.183	183.578	184.418	184.418
All other cut and sew apparel, made from purchased materials.....	03	8104411	06/09	127.118	127.118	127.118	127.118	127.118
Team sport uniforms, men's and boys', made from purchased fabrics.....	03	81044111	12/11	137.539	137.539	137.539	137.539	137.539
Vestments and costumes, made from purchased materials.....	03	81044115	12/11	120.077	120.077	120.077	120.077	120.077
Fabricated apparel accessories.....	03	8104412	06/09	131.537	139.965	140.936	143.000	143.000
All other apparel accessories, made from purchased materials.....	03	81044125	12/11	125.324	133.991	133.991	136.113	136.113
Women's, girls', and infants' cut and sew apparel.....	03	8106	12/03	108.166	108.499	108.505	108.568	108.657
Women's and girls' knit shirts and blouses, made from purchased fabrics.....	03	810601	12/03	125.129	125.129	125.129	125.129	125.129
Women's and girls' woven shirts and blouses, made from purchased fabrics.....	03	810602	12/03	119.148	119.148	119.148	119.456	119.456
Women's and girls' dresses, made from purchased fabrics.....	03	810611	12/03	103.129	103.129	103.129	103.129	103.129
Women's and girls' skirts, made from purchased fabrics.....	03	810623		131.433	131.446	131.446	131.446	131.446
Women's and girls' slacks, jeans, & jean-cut casual slacks (exc sweatpants), mfpm.....	03	810631	12/03	75.347	75.347	75.347	75.347	75.347

See footnotes at end of table.

Table 9. Producer price indexes for commodity and service groupings and individual items, not seasonally adjusted — Continued
 [August 2022, Index base 1982=100, unless otherwise indicated]

Title	Commodity code		Other index base	Unadjusted index ¹				
	Group code	Item code		Apr. 2022	May 2022 ^P	June 2022 ^P	July 2022 ^P	Aug. 2022 ^P
Women's and girls' swimwear, made from purchased fabrics.....	03	810632	12/03	108.807	108.294	108.294	108.899	110.224
Women's and girls' shorts, including tennis skirts, made from purchased fabrics.....	03	810637	12/09	112.012	112.582	112.582	112.582	112.582
Women's and girls' nontailored coats, jackets, vests, and washable service apparel, mfpm.....	03	810639	12/09	88.018	88.018	88.365	88.365	88.365
Women's and girls' underwear, excluding foundation garments, made from purchased fabrics.....	03	810641	12/03	121.493	121.493	121.493	121.493	121.493
Women's and girls' nightwear, excluding robes and dressing gowns, made from purchased fabrics.....	03	810642	12/03	119.542	119.542	119.542	119.542	119.542
Men's and boys' cut and sew apparel.....	03	8107	12/03	131.564	131.682	131.771	132.403	132.460
Men's and boys' work clothing and washable service apparel (excl. work shirts and jeans), mfpm.....	03	810712	12/03	129.178	129.178	129.178	129.178	129.557
Men's and boys' knit dress and sport shirts, made from purchased fabrics.....	03	810721	12/03	155.355	155.355	155.355	155.355	155.355
Men's and boys' woven dress and sport shirts, made from purchased fabrics.....	03	810722	12/03	138.462	138.462	138.462	138.462	138.462
Men's and boys' suits, coats, and overcoats.....	03	810735	12/13	111.112	111.681	111.681	111.681	111.681
Men's and boys' nontailored coats, jackets, and vests (excl. ski apparel & work jackets).....	03	810741	12/03	132.574	132.700	133.169	135.927	135.927
Men's and boys' heavyweight nontailored coats, jackets, and vests (excl. ski apparel & work).....	03	8107411	12/11	117.494	117.720	117.720	122.660	122.660
Men's and boys' lightweight nontailored coats, jackets, and vests (excl. ski apparel & work).....	03	8107412	12/11	150.359	150.359	151.413	151.413	151.413
Men's and boys' shorts (including dress and athletic) and swimwear, made from purchased fabric.....	03	810742	12/03	90.385	90.385	90.385	90.385	90.385
Men's and boys' sweaters, sweatpants, jogging suits, beachwear (exc. swimwear), & ski apparel.....	03	810743	12/03	130.695	130.695	130.695	130.695	130.695
Men's and boys' nightwear, robes, and underwear, made from purchased fabrics.....	03	810761	12/03	161.145	161.145	161.145	161.145	161.145
Apparel made in knitting mills.....	03	8108	12/03	120.070	120.216	120.716	122.291	122.292
Knit outerwear, underwear, and nightwear, made in knitting mills.....	03	810808	05/16	105.603	105.603	106.528	106.528	106.528
Hosiery and socks.....	03	810831	05/20	104.636	104.812	105.062	106.962	106.963
Textile house furnishings.....	03	82		177.625	177.477	177.812	179.868	177.833
Textile house furnishings.....	03	8203	06/83	191.324	191.165	191.526	193.740	191.549
Curtains and draperies, made from purchased materials.....	03	820304	12/05	139.512	141.111	142.249	142.249	142.249
Other textiles, including towels and bed textiles.....	03	820312	06/05	144.157	143.566	143.597	145.710	143.619
Fabricated textile products, made in weaving mills.....	03	8203121	06/11	106.434	107.311	107.831	108.194	108.194
Other household textile products.....	03	8203122	06/11	129.567	128.962	128.962	130.928	128.962
Bedspreads, made from purchased materials.....	03	82031221	12/11	134.506	139.542	139.542	139.542	139.542
Sheets and pillowcases, made from purchased materials.....	03	82031223	12/11	157.610	157.610	157.610	157.610	157.610
Other household furnishings, made from purchased materials.....	03	82031226	12/11	124.448	123.476	123.476	125.772	123.476
Industrial and other fabricated products.....	03	83		201.498	201.646	205.857	206.785	209.863
Industrial and other fabricated products.....	03	8303		200.710	200.858	205.052	205.977	209.043
Rope, cordage, and twine.....	03	830321	06/12	127.613	128.412	129.735	129.885	129.542
All other textile bags.....	03	830334	06/10	145.441	145.517	145.464	145.464	—
Canvas and related products.....	03	830345	06/03	172.824	172.836	177.642	177.642	177.642
All other fabricated textile products, excluding trimming and findings....	03	830351	12/85	153.311	153.337	156.618	157.994	162.622
All other miscellaneous fabricated textile products.....	03	8303516	09/18	113.852	113.879	113.387	114.817	119.625
Trimming and findings, excluding automobile and apparel.....	03	830361	12/06	193.198	193.198	194.062	194.062	198.966
Miscellaneous textile products/services.....	03	9	06/85	186.554	192.221	198.022	200.516	206.562
Miscellaneous textile products/services.....	03	94	09/18	127.474	131.347	135.311	137.015	141.146
Miscellaneous textile products/services.....	03	9401	09/18	127.474	131.347	135.311	137.015	141.146
Textile and fabric finishing, except broadwoven.....	03	940103	12/01	159.257	164.765	168.441	168.651	174.813
Hides, skins, leather, and related products.....	04	—		175.989	172.491	172.547	175.677	174.777
Hides and skins, incl. cattle.....	04	1		126.866	116.876	114.830	116.145	112.180
Hides and skins, incl. cattle.....	04	19	06/01	58.082	53.508	52.572	53.174	51.358
Hides, skins, and pelts, made in slaughtering plants.....	04	1901	06/01	58.082	53.508	52.572	53.174	51.358
Hides, skins, and pelts, made in slaughtering plants.....	04	190108	06/01	58.082	53.508	52.572	53.174	51.358
Leather.....	04	2		200.191	192.955	195.533	206.005	203.317
Finished and unfinished leather.....	04	27	12/97	109.745	105.778	107.192	112.932	111.459
Finished and unfinished leather.....	04	2701	12/97	109.745	105.778	107.192	112.932	111.459
Finished and unfinished leather.....	04	270102	12/03	91.546	88.237	89.416	94.205	92.976
Footwear.....	04	3		228.219	231.261	231.315	234.763	237.779
Men's nonathletic footwear.....	04	31		258.301	262.166	262.214	266.637	271.462
Men's footwear (size 6 and larger), excluding athletic.....	04	3105	12/93	180.131	182.827	182.860	185.944	189.309
Men's footwear (size 6 and larger), excluding athletic.....	04	310501	12/93	180.267	182.964	182.998	186.085	189.452
Women's nonathletic footwear.....	04	32		185.679	187.902	187.975	190.431	190.978
Women's footwear (size 4 and larger), excluding athletic.....	04	3205	12/93	145.169	146.907	146.964	148.884	149.311

See footnotes at end of table.

Table 9. Producer price indexes for commodity and service groupings and individual items, not seasonally adjusted — Continued
 [August 2022, Index base 1982=100, unless otherwise indicated]

Title	Commodity code		Other index base	Unadjusted index ¹				
	Group code	Item code		Apr. 2022	May 2022 ^P	June 2022 ^P	July 2022 ^P	Aug. 2022 ^P
Women's footwear (size 4 and larger), excluding athletic.....	04	320501	12/93	145.089	146.827	146.884	148.803	149.230
Other leather and related products.....	04	4		209.420	209.465	210.511	211.645	211.838
Luggage and small leather goods.....	04	41		189.712	189.789	189.849	189.849	190.168
Luggage and small leather goods.....	04	4101		189.712	189.789	189.849	189.849	190.168
Luggage (including suitcases, travel bags, backpacks, and other types).....	04	410112	12/84	142.701	142.849	142.849	142.849	143.184
Women's and children's handbags and purses.....	04	410128	06/82	195.716	195.716	195.851	195.851	195.851
Personal leather goods (excluding women's handbags and purses).....	04	410132	06/82	199.388	199.388	199.424	199.424	200.187
Leather and leather-like goods, n.e.c.....	04	45	06/85	219.342	219.338	221.681	224.315	224.315
Leather and leather-like goods, n.e.c.....	04	4501	06/85	219.342	219.338	221.681	224.315	224.315
All other leather goods.....	04	450101	06/85	243.595	243.590	245.436	248.728	248.728
Boot and shoe cut stock and findings.....	04	4501011	12/11	113.629	113.615	115.333	115.998	115.998
All other miscellaneous leather goods.....	04	4501014	12/11	148.581	148.581	149.488	151.718	151.718
Leather belts, made from purchased materials.....	04	450111	06/85	170.067	170.067	176.083	176.090	176.090
Fuels and related products and power.....	05	—		270.959	296.380	325.938	293.040	284.266
Coal.....	05	1		273.789	275.907	293.029	302.800	295.836
Anthracite.....	05	11		231.165	231.165	238.960	267.780	275.210
Prepared anthracite shipped.....	05	1101		274.386	274.386	283.638	317.847	326.666
Prepared anthracite shipped.....	05	110117	12/86	282.604	282.604	292.133	327.367	336.450
Bituminous coal and lignite.....	05	12		273.871	276.002	293.174	302.809	295.752
Unprepared bituminous coal and lignite.....	05	1208		149.306	138.672	138.463	130.399	—
Unprepared bituminous coal and lignite.....	05	12081		149.306	138.672	138.463	130.399	—
Unprepared bituminous coal and lignite from surface mine.....	05	120811	06/08	127.786	118.685	118.506	111.604	—
Prepared bituminous coal and lignite.....	05	1209	12/01	311.216	317.192	339.591	354.551	348.574
Prepared bituminous coal & lignite, washed by wet-washing, pneumatic, or other.....	05	12091	12/01	358.893	361.133	384.144	390.772	390.772
Prepared bituminous coal & lignite surface mine, wet-washing, pneumatic, or other.....	05	120911	06/08	113.032	113.032	115.556	115.556	115.556
Prepared bituminous coal & lignite underground mine, wet-washing, pneumatic, or other.....	05	120912	06/08	199.507	201.067	215.960	220.574	220.574
Prepared bituminous coal & lignite, mechanically crushed/screened/sized only.....	05	12092	12/01	270.832	282.747	306.310	334.671	319.516
Prepared bituminous coal & lignite surface mine, mechanically crushed/screened/sized only.....	05	120921	06/08	162.222	161.916	161.367	161.635	159.655
Prepared bituminous coal underground mine, mechanically crushed/screened/sized only.....	05	120922	06/08	268.072	308.233	387.434	479.223	437.177
Gas fuels.....	05	3		249.643	316.507	345.367	273.333	353.093
Natural gas.....	05	31		217.004	286.755	317.253	246.205	333.090
Natural gas.....	05	3101		217.004	286.756	317.253	246.205	333.090
Natural gas.....	05	310105	06/96	275.032	363.436	402.089	312.043	422.161
Natural gas from the wellhead.....	05	3101051	06/09	154.956	204.057	224.610	174.227	236.903
Natural gas from processing facilities.....	05	3101052	06/09	140.888	191.022	219.201	170.681	222.747
Liquefied petroleum gas.....	05	32		308.125	320.610	323.650	285.518	278.261
Liquefied petroleum gas.....	05	3201		308.125	320.610	323.650	285.518	278.261
Isopentane and natural gasoline.....	05	320102	06/09	141.711	137.455	133.662	119.676	107.154
Propane.....	05	320104		300.581	282.301	276.567	258.256	244.079
Butane.....	05	320105		235.146	228.831	213.851	186.302	179.278
Plant condensate, ethane, gas mixtures, and other natural gas liquids.....	05	320108	06/09	106.520	119.148	124.453	107.560	108.108
Electric power.....	05	4		235.921	238.959	255.469	261.088	263.764
Residential electric power.....	05	41	12/90	201.941	204.362	213.875	216.823	218.933
Residential electric power.....	05	4121	12/90	201.941	204.362	213.875	216.823	218.933
Residential electric power.....	05	412101	12/90	201.941	204.362	213.875	216.823	218.933
Residential electric power, New England.....	05	4121011	12/07	166.481	167.346	167.346	174.253	174.253
Residential electric power, Middle Atlantic.....	05	4121012	12/07	125.749	127.069	136.983	133.079	135.911
Residential electric power, East North Central.....	05	4121013	12/07	148.711	148.685	158.318	158.262	159.794
Residential electric power, West North Central.....	05	4121014	12/07	133.419	134.246	155.328	157.242	160.755
Residential electric power, South Atlantic.....	05	4121015	12/07	135.045	135.666	140.661	143.104	143.404
Residential electric power, East South Central.....	05	4121016	12/07	141.407	141.200	148.887	157.905	165.919
Residential electric power, West South Central.....	05	4121017	12/07	134.140	141.083	148.681	154.892	155.304
Residential electric power, Mountain.....	05	4121018	12/07	122.994	127.127	129.242	131.082	131.082
Residential electric power, Pacific.....	05	4121019	12/07	207.441	207.926	207.965	208.003	208.038
Commercial electric power.....	05	42		220.389	222.878	245.795	251.583	254.123
Commercial electric power.....	05	4221	12/90	192.900	195.079	215.137	220.203	222.426
Commercial electric power.....	05	422101	12/90	192.900	195.079	215.137	220.203	222.426
Commercial electric power, New England.....	05	4221011	12/07	165.710	167.624	171.456	178.796	178.796
Commercial electric power, Middle Atlantic.....	05	4221012	12/07	125.430	129.818	145.653	151.258	153.381

See footnotes at end of table.

Table 9. Producer price indexes for commodity and service groupings and individual items, not seasonally adjusted — Continued
 [August 2022, Index base 1982=100, unless otherwise indicated]

Title	Commodity code		Other index base	Unadjusted index ¹				
	Group code	Item code		Apr. 2022	May 2022 ^P	June 2022 ^P	July 2022 ^P	Aug. 2022 ^P
Commercial electric power, East North Central.....	05	4221013	12/07	136.196	137.054	145.166	146.300	146.624
Commercial electric power, West North Central.....	05	4221014	12/07	134.803	133.450	148.070	152.135	157.532
Commercial electric power, South Atlantic.....	05	4221015	12/07	115.562	116.013	117.821	119.885	120.240
Commercial electric power, East South Central.....	05	4221016	12/07	134.517	135.184	140.328	150.518	161.684
Commercial electric power, West South Central.....	05	4221017	12/07	122.416	124.735	143.227	146.751	147.414
Commercial electric power, Mountain.....	05	4221018	12/07	126.227	128.949	130.189	135.531	135.531
Commercial electric power, Pacific.....	05	4221019	12/07	170.117	170.257	213.406	213.496	213.546
Industrial electric power.....	05	43		262.970	267.786	284.233	295.328	298.842
Industrial electric power.....	05	4321	12/90	221.118	225.168	238.998	248.327	251.281
Industrial electric power.....	05	432101	12/90	221.118	225.168	238.998	248.327	251.281
Industrial electric power, New England.....	05	4321011	12/07	148.423	143.197	144.510	171.238	169.357
Industrial electric power, Middle Atlantic.....	05	4321012	12/07	146.430	144.673	161.062	174.259	173.413
Industrial electric power, East North Central.....	05	4321013	12/07	189.657	189.945	174.525	176.312	175.808
Industrial electric power, West North Central.....	05	4321014	12/07	138.717	147.415	161.444	172.791	183.299
Industrial electric power, South Atlantic.....	05	4321015	12/07	110.522	110.906	112.004	114.676	115.203
Industrial electric power, East South Central.....	05	4321016	12/07	124.378	134.013	137.078	147.634	151.497
Industrial electric power, West South Central.....	05	4321017	12/07	111.607	111.216	122.316	124.296	124.437
Industrial electric power, Mountain.....	05	4321018	12/07	164.524	180.682	191.652	193.816	204.932
Industrial electric power, Pacific.....	05	4321019	12/07	174.950	175.059	226.893	227.085	227.195
Transportation electric power.....	05	46	12/10	130.395	130.607	123.161	125.431	125.291
Transportation electric power.....	05	4621	12/10	130.395	130.607	123.161	125.431	125.291
Transportation electric power.....	05	462111	12/10	130.395	130.607	123.161	125.431	125.291
Utility natural gas.....	05	5	12/90	269.055	304.263	339.888	305.614	317.869
Residential natural gas.....	05	51	12/90	274.668	286.895	306.362	298.840	305.899
Residential natural gas.....	05	5121	12/90	274.668	286.895	306.362	298.840	305.899
Residential natural gas.....	05	512101	12/90	274.668	286.895	306.362	298.840	305.899
Residential natural gas, New England.....	05	5121011	06/12	166.030	151.550	163.030	163.057	148.424
Residential natural gas, Middle Atlantic.....	05	5121012	06/12	142.387	143.980	148.000	146.843	149.232
Residential natural gas, East North Central.....	05	5121013	06/12	157.812	172.422	185.142	179.088	187.275
Residential natural gas, West North Central.....	05	5121014	06/12	147.594	156.782	174.142	155.795	165.353
Residential natural gas, South Atlantic.....	05	5121015	06/12	129.181	137.767	148.921	149.412	147.650
Residential natural gas, East South Central.....	05	5121016	06/12	126.754	137.268	144.904	153.471	128.261
Residential natural gas, West South Central.....	05	5121017	06/12	196.281	202.380	212.170	208.036	231.248
Residential natural gas, Mountain.....	05	5121018	06/12	165.472	167.830	182.109	185.548	186.360
Residential natural gas, Pacific.....	05	5121019	06/12	162.233	171.522	185.279	174.332	182.574
Commercial natural gas.....	05	52	12/90	273.023	291.645	316.104	305.873	322.394
Commercial natural gas.....	05	5221	12/90	273.023	291.645	316.104	305.873	322.394
Commercial natural gas.....	05	522101	12/90	273.023	291.645	316.104	305.873	322.394
Commercial natural gas, New England.....	05	5221011	06/12	171.153	156.032	171.113	171.538	151.155
Commercial natural gas, Middle Atlantic.....	05	5221012	06/12	129.932	135.143	143.841	142.935	150.034
Commercial natural gas, East North Central.....	05	5221013	06/12	160.464	181.136	186.671	183.650	201.223
Commercial natural gas, West North Central.....	05	5221014	06/12	154.236	175.553	197.382	174.859	194.246
Commercial natural gas, South Atlantic.....	05	5221015	06/12	133.679	143.730	156.012	152.739	153.045
Commercial natural gas, East South Central.....	05	5221016	06/12	129.318	143.202	163.332	168.803	161.199
Commercial natural gas, West South Central.....	05	5221017	06/12	222.711	231.453	247.255	237.190	269.852
Commercial natural gas, Mountain.....	05	5221018	06/12	167.884	170.628	191.318	195.782	198.319
Commercial natural gas, Pacific.....	05	5221019	06/12	178.322	193.740	220.720	198.645	212.990
Industrial natural gas.....	05	53	12/90	219.475	250.907	282.852	253.797	282.521
Industrial natural gas.....	05	5321	12/90	219.475	250.907	282.852	253.797	282.521
Industrial natural gas.....	05	532101	12/90	219.475	250.907	282.852	253.797	282.521
Industrial natural gas, New England.....	05	5321011	09/16	176.948	159.868	178.947	179.575	151.885
Industrial natural gas, Middle Atlantic.....	05	5321012	09/16	156.857	162.308	171.423	159.448	177.801
Industrial natural gas, East North Central.....	05	5321013	06/12	156.104	179.507	200.131	180.701	212.623
Industrial natural gas, West North Central.....	05	5321014	06/12	156.555	169.015	189.292	167.516	172.882
Industrial natural gas, South Atlantic.....	05	5321015	09/16	141.728	156.728	170.531	163.565	163.459
Industrial natural gas, East South Central.....	05	5321016	09/16	129.951	143.294	158.909	183.535	171.732
Industrial natural gas, West South Central.....	05	5321017	09/16	168.853	216.609	262.055	213.359	259.004
Industrial natural gas, Mountain.....	05	5321018	09/16	135.717	140.723	141.074	141.435	144.605
Industrial natural gas, Pacific.....	05	5321019	09/16	120.941	129.528	134.911	124.331	131.445
Natural gas to electric power.....	05	54	12/90	228.356	287.777	338.777	273.629	285.808
Natural gas to electric power.....	05	5421	12/90	228.356	287.777	338.777	273.629	285.808
Natural gas to electric power.....	05	542101	12/90	228.356	287.777	338.777	273.629	285.808
Crude petroleum (domestic production).....	05	6		283.471	289.411	326.329	272.266	257.910
Crude petroleum (domestic production).....	05	61		283.471	289.411	326.329	272.266	257.910
Crude petroleum (domestic production).....	05	6101		283.471	289.411	326.329	272.266	257.910
Crude petroleum (domestic production).....	05	610102	06/84	308.740	315.209	355.418	296.536	280.900

See footnotes at end of table.

Table 9. Producer price indexes for commodity and service groupings and individual items, not seasonally adjusted — Continued
 [August 2022, Index base 1982=100, unless otherwise indicated]

Title	Commodity code		Other index base	Unadjusted index ¹				
	Group code	Item code		Apr. 2022	May 2022 ^P	June 2022 ^P	July 2022 ^P	Aug. 2022 ^P
Petroleum products, refined.....	05	7		376.109	418.621	466.651	407.262	351.792
Gasoline.....	05	71		320.296	364.129	414.541	350.931	293.918
Unleaded premium gasoline.....	05	7103		337.567	392.273	445.241	395.438	325.219
Unleaded premium gasoline.....	05	710304	06/02	382.436	444.413	504.422	447.999	368.447
Unleaded regular gasoline.....	05	7104		315.518	358.061	407.843	341.606	286.978
Unleaded regular gasoline.....	05	710404	06/02	379.133	430.255	490.074	410.481	344.839
Unleaded mid-premium gasoline.....	05	7105	12/87	493.482	593.922	698.559	601.096	481.082
Unleaded mid-premium gasoline.....	05	710504	06/02	337.476	406.163	477.721	411.069	328.995
Kerosene and jet fuels.....	05	72		393.372	433.921	431.580	402.949	352.316
Kerosene.....	05	7202		370.842	435.360	458.901	393.389	364.768
Kerosene.....	05	720201		370.859	435.379	458.922	393.407	364.784
Jet fuel.....	05	7203		395.436	434.975	431.422	404.434	352.646
Jet fuel.....	05	720301		398.478	438.320	434.740	407.545	355.358
Light fuel oils.....	05	73		497.370	551.997	622.331	534.571	463.309
Home heating oil and distillates.....	05	7302		373.840	398.600	421.967	359.160	314.567
Home heating oil and distillates.....	05	730201		373.840	398.600	421.967	359.160	314.567
No. 2 diesel fuel.....	05	7303		528.256	587.939	665.654	572.122	495.519
No. 2 diesel fuel.....	05	730302	06/85	661.246	735.955	833.234	716.155	620.267
Residual fuels (heavy fuel oils, incl. #5, #6, & other residual fuels).....	05	74		289.609	291.568	309.879	296.980	247.435
Residual fuels (heavy fuel oils, incl. #5, #6, & other residual fuels).....	05	7407	06/85	425.439	428.316	455.215	436.268	363.485
Residual fuels (heavy fuel oils, incl. #5, #6, & other residual fuels).....	05	740703	06/02	376.007	378.550	402.323	385.577	321.252
Finished lubricants.....	05	76		534.710	533.963	561.299	578.915	583.305
Lubricating and similar oils.....	05	7604	06/85	509.720	508.943	537.380	554.438	559.004
Lubricating and similar oils not from petroleum refineries.....	05	760401	06/85	493.570	492.818	520.353	536.871	541.293
Lubricating oil base stocks.....	05	78	06/09	206.672	225.580	250.916	258.238	256.972
Lubricating oil base stocks.....	05	7801	06/09	206.672	225.580	250.916	258.238	256.972
Lubricating oil base stocks.....	05	780121	06/09	206.672	225.580	250.916	258.238	256.972
Asphalt and other petroleum and coal products, n.e.c.....	05	8	12/84	507.501	557.391	557.222	527.039	509.178
Asphalt and other petroleum and coal products, n.e.c.....	05	81	12/84	507.501	557.391	557.222	527.039	509.178
Asphalt.....	05	8102	06/85	335.210	386.782	411.711	424.880	402.962
Asphalt.....	05	810212	06/85	335.210	386.782	411.711	424.880	402.962
Other petroleum and coal products, including coke oven products, n.e.c.....	05	8103	12/84	1,005.352	1,067.990	1,018.980	894.835	879.125
Other petroleum and coal products, including coke oven products, n.e.c.....	05	810319	12/84	1,005.352	1,067.990	1,018.980	894.835	879.125
Other petroleum and coal products, made in coke oven establishments.....	05	8103191	06/09	176.053	187.303	192.161	197.637	199.138
Chemicals and allied products.....	06	—		370.287	377.361	380.505	382.035	373.077
Industrial chemicals.....	06	1		358.784	373.811	379.032	387.476	364.795
Basic inorganic chemicals.....	06	13		346.553	359.523	364.135	378.821	380.308
Inorganic chemicals, other than alkalis and chlorine.....	06	1302		327.461	336.561	339.757	346.983	346.532
Aluminum compounds.....	06	130209	06/95	138.961	138.961	138.961	138.961	139.868
Inorganic acids, inc. hydrochloric, sulfuric acid and other.....	06	13020T	12/08	137.831	155.956	163.807	163.985	153.733
Sulfuric acid.....	06	13020T1	06/87	267.942	313.812	335.550	335.318	305.220
Lime.....	06	130213		298.476	307.783	309.894	347.603	347.603
Potassium & sodium compounds, ex. bleaches.....	06	130217	06/01	373.876	383.642	388.018	399.738	411.510
Rock salt.....	06	130271	12/84	386.268	386.268	386.268	386.268	—
Other inorganic chemicals, nec.....	06	130283	12/06	171.721	171.241	171.052	172.316	173.822
All other inorganic chemicals.....	06	1302833	12/08	120.853	120.328	120.119	119.744	121.395
Alkalis and chlorine, including natural sodium carbonate and sulfate.....	06	1303		464.660	490.939	500.398	538.828	546.052
Chlorine, sodium hydroxide, and other alkalis.....	06	130302	06/05	234.999	250.693	256.398	278.131	282.409
Sodium hydroxide (caustic soda).....	06	1303024	12/07	189.313	206.519	211.186	225.436	226.660
Other alkalis.....	06	1303028	12/11	144.074	147.650	151.053	163.476	168.963
Basic organic chemicals.....	06	14		361.890	377.290	382.624	390.112	363.548
Primary basic organic chemicals.....	06	1401		376.781	396.261	399.407	412.464	343.400
Aromatics.....	06	140197	06/01	322.750	348.125	384.767	435.394	286.170
Liquid refinery gases.....	06	140198	06/01	360.080	374.915	363.334	358.942	331.001
Cyclic intermediate chemicals and dyes.....	06	1402		300.101	300.991	302.024	309.692	307.017
Cyclic intermediate chemicals.....	06	140281	06/01	284.420	285.056	285.693	293.147	290.421
Synthetic organic dyes.....	06	140282	06/01	125.839	127.505	130.060	132.119	132.182
Other basic organics.....	06	1403		315.657	328.075	334.397	337.768	336.942
Ethanol (ethyl alcohol).....	06	140341		304.121	335.002	346.995	328.472	314.943
Other basic organics, n.e.c.....	06	140399	06/87	311.383	317.897	322.344	332.271	335.317
Fatty acids.....	06	1403991	12/07	257.243	264.328	281.673	293.133	281.372
Bulk pesticides and other bulk synthetic organic agricultural chemicals, excluding preparation.....	06	1403992	12/07	287.656	289.983	289.996	289.984	289.965
Industrial organic flavor oil mixtures and blends.....	06	1403993	12/08	449.592	453.122	453.122	470.209	473.296

See footnotes at end of table.

Table 9. Producer price indexes for commodity and service groupings and individual items, not seasonally adjusted — Continued
 [August 2022, Index base 1982=100, unless otherwise indicated]

Title	Commodity code		Other index base	Unadjusted index ¹				
	Group code	Item code		Apr. 2022	May 2022 ^P	June 2022 ^P	July 2022 ^P	Aug. 2022 ^P
Natural organic chemicals.....	06	1403995	12/08	143.075	143.016	146.630	150.695	153.789
Synthetic organic chemicals for use as flavor and perfume materials.....	06	1403997	12/07	134.007	134.417	134.803	134.803	137.328
Synthetic organic plasticizers.....	06	1403999	12/07	158.211	174.785	174.711	185.644	176.780
Other synthetic organic chemicals.....	06	140399A	12/07	111.774	112.929	110.373	116.139	115.785
Miscellaneous end use chemicals and chemical products, excluding urea.....	06	140399B	12/07	208.190	207.939	213.315	215.326	223.245
Miscellaneous cyclic and acyclic chemicals and chemical products, excluding fatty acid esters.....	06	140399C	12/07	145.998	155.559	159.004	167.620	167.620
Paints and allied products.....	06	2		382.033	386.852	392.510	398.920	402.888
Prepared paint.....	06	21		402.080	404.641	410.230	419.267	420.893
Architectural coatings.....	06	2101		487.105	491.199	492.712	496.313	496.685
Architectural coatings.....	06	210104	12/03	267.222	269.468	270.298	272.274	272.478
Exterior architectural coatings.....	06	2101041	12/12	171.517	174.273	174.622	176.367	176.820
Interior architectural coatings.....	06	2101042	12/12	149.750	150.335	150.894	151.757	151.707
OEM finishes excluding marine coatings.....	06	2102	06/83	246.611	246.568	249.495	267.339	267.324
OEM finishes excluding marine coatings.....	06	210201	06/83	246.611	246.568	249.495	267.339	267.324
Transportation finishes, except powdered and high-solids coatings.....	06	2102011	12/12	119.766	116.737	118.589	123.095	123.095
All other product finishes for original equipment manufacturers (OEM), excluding marine coating.....	06	2102012	12/12	134.226	135.512	136.918	148.441	148.430
Special purpose coatings, incl. marine, industrial & construction coatings.....	06	2103	06/83	524.443	529.523	548.464	546.579	554.217
Special purpose coatings, incl. marine, industrial & construction coatings.....	06	210301	06/83	524.443	529.523	548.464	546.579	554.217
Paint materials.....	06	22		309.988	321.139	326.175	326.930	337.446
Paint colors.....	06	2202		258.684	269.125	273.840	274.547	284.393
All other inorganic pigments, including TiO ₂ , chrome colors, and other white opaque pigments.....	06	22020N	09/21	113.686	119.686	121.397	121.929	127.278
Synthetic organic pigments.....	06	220298	06/87	179.813	178.825	184.213	183.412	184.282
Kaolin and ball clay.....	06	2204		239.667	239.667	239.667	239.667	239.667
Kaolin and ball clay.....	06	220407		274.773	274.773	274.773	274.773	274.773
Allied and miscellaneous paint products.....	06	23	06/83	416.421	417.988	427.475	424.159	425.103
Allied and miscellaneous paint products.....	06	2301	06/83	416.421	417.988	427.475	424.159	425.103
Allied and miscellaneous paint products.....	06	230104	12/03	235.734	236.621	241.991	240.114	240.649
Drugs and pharmaceuticals.....	06	3		643.017	643.053	644.276	646.753	646.975
Medicinal and botanical chemicals, drugs, and other products.....	06	31		185.005	182.993	183.892	184.140	184.362
Medicinal and botanical chemicals, drugs, and other products.....	06	3102	06/82	185.059	183.047	183.946	184.194	184.416
Synthetic organic medicinal chemicals, medicinal & botanical drugs, & other products.....	06	310203	06/82	185.059	183.047	183.946	184.194	184.416
Biological products, including diagnostics.....	06	37		310.654	311.480	311.130	311.604	311.361
Biological products, excluding diagnostic, for veterinary, industrial, and all other misc. uses.....	06	3717	12/04	148.143	148.197	147.077	146.495	-
Diagnostics.....	06	3718	06/09	138.798	139.802	139.688	140.270	140.000
In-vitro diagnostic substances.....	06	371801		224.795	226.091	226.091	226.091	226.091
Biological products, excluding diagnostic, for human use.....	06	3719	06/09	152.121	152.110	152.114	152.238	152.243
Pharmaceutical preparations.....	06	38	06/01	281.303	281.327	281.335	282.669	282.839
Pharmaceuticals affecting neoplasms, the endocrine system, & metabolic diseases.....	06	3801	06/01	310.244	310.244	310.212	310.629	311.072
Cancer therapy products.....	06	380102	12/09	113.375	113.375	113.375	114.886	114.886
Insulin/antidiabetes products.....	06	380103	12/09	306.912	306.912	306.912	307.839	307.839
Other neoplasms, endocrine system, and metabolic diseases.....	06	380104	12/09	175.033	175.033	175.002	175.002	175.002
Hormones and oral contraceptives.....	06	380105	12/09	224.101	224.101	224.101	224.387	226.997
Pharmaceuticals acting on the central nervous system and the sense organs.....	06	3802	06/01	325.740	325.740	325.665	328.255	328.284
Analgesics.....	06	380202	12/09	277.011	277.011	277.105	277.105	277.164
Analgesics, over-the-counter.....	06	380202OC	06/81	262.282	262.282	262.282	262.282	263.486
Analgesics, prescription.....	06	380202RX	06/81	2,380.345	2,380.345	2,381.186	2,381.186	2,381.186
Psychotherapeutics.....	06	380203	12/09	186.650	186.650	186.144	186.144	186.144
Antidepressants.....	06	3802031	12/09	185.322	185.322	185.322	185.322	185.322
Other psychotherapeutics, including tranquilizers.....	06	3802032	12/09	202.572	202.572	201.418	201.418	201.418
Anticonvulsants.....	06	380204	12/09	245.476	245.476	245.476	245.476	245.476
Other central nervous system and sense organs.....	06	380205	12/09	193.068	193.068	193.068	196.734	196.734
Pharmaceuticals acting on the cardiovascular system.....	06	3803	06/01	425.389	425.389	425.389	425.389	425.389
Other cardiovascular preparations.....	06	380305	12/09	319.406	319.406	319.406	319.406	319.406
Pharmaceuticals acting on the respiratory system.....	06	3804	06/01	231.986	231.986	231.986	231.986	231.986
Antihistamines and bronchodilators, including antiasthmatics.....	06	380402	12/07	163.432	163.432	163.432	163.432	163.432
Other respiratory preparations.....	06	380403	12/07	198.378	198.378	198.378	198.378	198.378
Other respiratory preparations, over-the-counter.....	06	380403OC	12/07	120.313	120.313	120.313	120.313	120.313
Other respiratory preparations, prescription.....	06	380403RX	12/07	220.107	220.107	220.107	220.107	220.107

See footnotes at end of table.

Table 9. Producer price indexes for commodity and service groupings and individual items, not seasonally adjusted — Continued
 [August 2022, Index base 1982=100, unless otherwise indicated]

Title	Commodity code		Other index base	Unadjusted index ¹				
	Group code	Item code		Apr. 2022	May 2022 ^P	June 2022 ^P	July 2022 ^P	Aug. 2022 ^P
Pharmaceuticals acting on the digestive or the genito-urinary systems.	06	3805	06/01	200.722	201.179	201.636	201.636	201.636
Other digestive or genito-urinary preparations.	06	380503	12/09	145.968	146.301	146.641	146.641	146.641
Other digestive or genito-urinary preparations, prescription.	06	380503RX	06/01	220.002	220.575	221.161	221.161	221.161
Pharmaceuticals acting on the skin.	06	3806	06/01	190.026	190.026	190.026	190.026	190.026
Other pharmaceutical preparations acting on the skin.	06	380603	12/09	124.637	124.637	124.637	124.637	124.637
Anti-acne preparations.	06	380604	12/09	111.726	111.726	111.726	111.726	111.726
Vitamin, nutrient, and hematinic preparations.	06	3807	06/01	142.595	142.519	142.507	147.402	147.892
Multivitamins.	06	380702	12/09	112.549	112.549	112.604	121.593	121.593
Other vitamins and nutrients.	06	380703	12/09	133.904	133.780	133.712	133.857	134.653
Pharmaceuticals affecting parasitic and infective diseases.	06	3808	06/01	272.954	272.954	272.954	272.954	272.954
Broad and medium spectrum antibiotics.	06	380802	12/09	170.335	170.335	170.335	170.335	170.335
Systemic antivirals.	06	380803	12/09	190.053	190.053	190.053	190.053	190.053
Other parasitic and infective diseases.	06	380804	12/09	206.934	206.934	206.934	206.934	206.934
Fats and oils, inedible.	06	4		405.867	419.342	428.703	395.784	399.957
Fats and oils, inedible.	06	41		405.867	419.342	428.703	395.784	399.957
Fats and oils, inedible.	06	4101		405.867	419.342	428.703	395.784	399.957
Soybean oil, processed for inedible purposes.	06	410131	06/95	238.193	245.398	251.696	229.468	231.795
Crude soybean oil, degummed, made from soybeans crushed in the same establishment.	06	41013111	12/07	91.568	96.231	96.424	95.366	95.373
Soybean oil, all other types.	06	4101312	12/07	195.674	200.025	207.044	182.580	185.226
Lard, inedible tallow, and grease, except wool grease.	06	410132	06/02	624.924	652.130	659.161	635.191	642.740
Agricultural chemicals and chemical products.	06	5		399.403	396.601	387.485	369.773	361.462
Mixed fertilizers.	06	51		264.657	265.945	267.991	260.334	252.731
Mixed fertilizers.	06	5105	06/86	279.262	280.622	282.781	274.701	266.678
Mixed fertilizers.	06	510501	06/86	279.262	280.622	282.781	274.701	266.678
Mixed fertilizers, made in plants which manufacture fertilizer materials.	06	5105011	12/09	247.674	248.887	259.078	257.133	241.319
Mixed fertilizers, dry, mixing only.	06	5105012	12/09	130.656	131.787	131.244	125.378	125.378
Mixed fertilizers, liquid, mixing only.	06	5105013	12/09	176.590	174.786	168.933	165.197	156.341
Fertilizer materials.	06	52		520.110	517.992	485.555	443.593	425.909
Nitrogenates.	06	5201		665.277	659.675	622.835	552.613	507.648
Fertilizer materials of organic origin.	06	520137	12/93	234.613	234.613	234.613	234.613	234.613
Synthetic ammonia, nitric acid, ammonium compounds, and urea.	06	52013A	12/14	218.633	216.727	204.198	180.314	165.021
Phosphates.	06	5202		418.078	418.215	389.183	365.982	365.982
Phosphoric acid, 52-54 percent APA, superphosphates and other phosphate fertilizer materials.	06	52026A	12/14	180.997	181.056	168.488	158.443	158.443
Other agricultural chemicals.	06	53		282.972	278.276	286.017	287.994	288.959
Other agricultural chemicals.	06	5301		282.972	278.276	286.017	287.994	288.959
Lawn and garden pesticides and chemicals.	06	530107	06/03	173.435	173.435	173.435	173.435	172.002
Household and institutional pesticides and chemicals.	06	530108	06/03	164.923	164.955	172.828	172.828	172.828
Agricultural and commercial pesticides and chemicals.	06	530109	06/03	194.779	191.054	196.292	197.859	198.712
Plastic resins and materials.	06	6		316.927	322.403	326.290	321.063	309.898
Thermoplastic resins and plastics materials.	06	62		325.584	330.423	334.290	327.500	314.554
Thermoplastic resins and plastics materials.	06	6212	12/03	226.247	229.610	232.297	227.579	218.582
Thermoplastic resins and plastics materials.	06	621201	12/03	226.247	229.610	232.297	227.579	218.582
Thermosetting resins and plastics materials.	06	63		285.666	295.543	299.841	304.056	303.268
Thermosetting resins and plastics materials.	06	6306	12/98	203.569	210.608	213.671	216.674	216.112
Thermosetting resins and plastics materials.	06	630601	12/98	203.569	210.608	213.671	216.674	216.112
Other chemicals and allied products.	06	7		236.910	240.391	243.655	245.207	247.928
Soaps and detergents.	06	71		204.046	208.884	210.376	211.048	212.164
Soaps and other detergents.	06	7104	06/83	195.977	200.624	202.057	202.702	203.774
Soaps and detergents, commercial, industrial, and institutional.	06	710401	06/83	273.611	282.057	286.057	287.971	290.586
Commercial, industrial, and institutional hard surface cleaners.	06	71040101	12/11	109.049	110.540	110.540	111.177	111.230
Commercial, industrial, and institutional laundry detergents.	06	71040102	12/11	128.300	128.929	131.625	131.817	131.998
Commercial, industrial, and institutional dishwashing detergents.	06	71040103	12/11	128.446	137.844	140.445	140.451	141.959
Commercial, industrial, and institutional metal cleaners.	06	71040104	12/11	142.273	142.302	142.302	142.628	142.945
Dairy, farm, and food plant cleaners, sanitizers, etc.	06	71040106	12/11	130.125	130.125	130.125	135.822	135.822
Commercial, industrial, and institutional soaps, excluding specialty cleaners.	06	71040107	12/11	129.626	130.887	132.086	134.626	139.550
Commercial, industrial, and institutional scouring cleaners.	06	71040109	05/18	100.353	100.485	100.485	100.485	100.485
Household detergents.	06	710402		161.266	164.896	165.048	165.077	165.235
Household alkaline detergents and cleaners.	06	7104021	05/18	109.017	118.116	118.498	118.507	118.903
Household dry and liquid laundry detergents.	06	7104022	05/18	105.538	105.538	105.538	105.561	105.561
Soaps, excluding specialty cleaners, household.	06	710403	06/83	208.159	210.869	211.947	212.317	213.910
Polish and other sanitation goods.	06	72	06/83	220.578	221.920	222.808	223.134	225.399
Polish and other sanitation goods.	06	7201	06/83	220.578	221.920	222.808	223.134	225.399

See footnotes at end of table.

Table 9. Producer price indexes for commodity and service groupings and individual items, not seasonally adjusted — Continued
 [August 2022, Index base 1982=100, unless otherwise indicated]

Title	Commodity code		Other index base	Unadjusted index ¹				
	Group code	Item code		Apr. 2022	May 2022 ^P	June 2022 ^P	July 2022 ^P	Aug. 2022 ^P
Polishing preparations and related products.....	06	720103	06/83	288.451	290.161	291.068	291.031	293.080
Specialty cleaning and sanitation products.....	06	720105	05/17	116.019	116.896	117.493	117.739	119.281
Disinfectants, nonagricultural, industrial and institutional.....	06	7201051	05/17	146.342	147.405	148.428	149.669	149.669
Air and room fresheners.....	06	7201053	12/11	120.382	120.559	120.565	120.565	126.905
Laundry fabric softeners and rinses, liquid and dry.....	06	7201058	05/17	107.946	109.531	109.531	109.531	109.531
Other specialty cleaning and sanitation products.....	06	7201059	12/11	116.906	117.547	118.797	118.975	120.134
Cosmetics and other toilet preparations.....	06	75		176.402	177.437	178.864	179.176	180.134
Shaving preparations.....	06	7502		188.413	188.555	188.555	190.188	190.606
Shaving preparations.....	06	750206	06/99	166.706	166.831	166.831	168.276	168.647
Perfumes, toilet waters, and colognes.....	06	7503		179.987	179.987	186.072	186.072	186.072
Perfumes, toilet waters, and colognes.....	06	750306	06/99	112.259	112.259	116.055	116.055	116.055
Hair preparations (including shampoos).....	06	7504		202.563	204.782	204.782	204.788	209.738
Hair preparations (including shampoos).....	06	750407	06/99	149.931	151.574	151.574	151.578	155.242
Hair preparations incl professional, consumer, and cream/gel shampoos.....	06	75040701	12/11	132.721	134.625	134.625	134.625	137.954
Hair tonics and hair dressings incl professional and consumer use.....	06	75040702	12/11	109.070	109.070	109.070	109.084	111.522
Toothpastes, denture cleaners, and mouthwashes.....	06	7505		149.429	152.645	158.342	158.936	158.936
Denture cleaners, mouthwashes, gargles, and rinses.....	06	750504	12/11	116.518	117.096	124.811	125.616	125.616
Creams, lotions, and oils, excluding shaving, hair, and deodorant.....	06	7514	06/99	124.805	125.362	125.362	125.362	125.362
Creams, lotions, and oils, excluding shaving, hair, and deodorant.....	06	751401	06/99	124.805	125.362	125.362	125.362	125.362
Other cosmetics and toilet preparations.....	06	7515	06/99	119.422	119.550	119.979	120.373	120.373
Other cosmetics and toilet preparations.....	06	751501	06/99	119.422	119.550	119.979	120.373	120.373
Misc. chemical prod. and preparations.....	06	79		298.967	304.172	310.048	313.149	317.926
Explosives, propellants, and blasting accessories.....	06	7902		266.116	263.035	265.332	269.717	270.349
Explosives, propellants, and blasting accessories.....	06	790234	12/03	163.574	161.680	163.092	165.787	166.176
Industrial gases.....	06	7903		344.846	349.350	352.998	354.444	353.741
Carbon dioxide.....	06	790302		409.832	421.511	476.737	502.265	505.814
Nitrogen.....	06	790303		282.703	283.268	283.429	282.385	283.247
Oxygen.....	06	790304		463.878	464.239	464.634	466.422	453.304
Argon and hydrogen.....	06	790309	06/09	83.000	82.792	83.260	83.228	82.946
Other industrial gases (including fluorocarbon and acetylene).....	06	790312	06/09	274.669	280.235	280.235	280.235	280.235
Adhesives and sealants.....	06	7904		329.500	332.953	343.415	343.479	349.484
Synthetic resin and rubber adhesives.....	06	790402	12/83	332.218	335.769	345.504	345.061	353.002
Epoxy adhesives.....	06	7904021	12/11	141.603	141.603	141.893	141.996	147.702
Other synthetic resin and rubber adhesives.....	06	7904026	12/11	128.576	129.563	133.441	132.710	133.745
Structural sealants (load bearing).....	06	790407	12/11	114.878	118.805	118.805	119.602	119.602
Nonstructural caulking compounds and sealants.....	06	79040A	12/11	160.178	161.470	169.614	170.066	171.750
Surface active agents.....	06	7905	12/83	337.862	341.784	341.414	359.015	362.370
Textile and leather assistants and finishes.....	06	790501	12/83	225.459	227.343	227.343	275.978	270.526
Surfactants (bulk surface active agents).....	06	790502	12/83	368.990	373.452	372.988	383.184	388.731
Gum and wood chemicals, including wood distillation products.....	06	7906	06/84	489.371	502.590	504.345	509.648	529.365
Gum and wood chemicals, including wood distillation products.....	06	790607	12/03	319.500	328.131	329.277	332.739	345.612
Other miscellaneous chemical products.....	06	7909		251.308	258.023	265.673	264.301	270.267
Carbon black.....	06	790918	12/83	652.092	651.265	670.872	683.964	675.606
Printing ink.....	06	790919	06/84	246.350	255.185	254.476	254.703	258.797
Gravure printing inks.....	06	7909192	12/11	104.377	104.377	104.377	104.767	104.767
Lithographic and offset inks.....	06	7909193	12/11	120.172	126.432	126.567	126.606	127.449
News and nonheat web offset printing inks.....	06	79091931	12/11	126.387	136.224	136.230	136.230	136.230
Publication and commercial web inks.....	06	79091932	12/11	116.962	123.761	123.761	123.760	123.760
Sheet-fed general inks.....	06	79091933	12/11	123.366	128.227	128.723	128.723	131.430
Sheet-fed packaging inks.....	06	79091934	12/11	120.596	123.815	124.105	124.312	126.462
Flexographic printing inks.....	06	7909194	12/11	142.815	157.670	157.655	157.760	166.362
Nonimpact/digital inks.....	06	7909195	12/11	179.369	179.527	177.803	178.126	179.008
All other printing inks.....	06	7909196	12/11	114.870	114.359	114.928	114.946	114.946
Water-treating compounds.....	06	790961	06/85	231.284	231.853	236.871	231.645	231.989
Automotive chemicals.....	06	790991	06/09	112.453	112.453	114.105	114.488	114.488
Other chemical preparations, n.e.c.....	06	790999	06/85	263.519	275.066	288.819	285.044	297.389
Rubber and plastic products.....	07	—		249.087	251.819	255.334	257.850	259.275
Rubber and rubber products.....	07	1		213.614	214.765	217.104	220.363	221.377
Synthetic rubber, inc. styrene-butadiene rubber (SBR) and ethylene propylene.....	07	11		248.707	250.117	255.132	265.272	265.411
Synthetic rubber.....	07	1102		250.000	251.417	256.459	266.651	266.791
Synthetic rubber, inc. sbr and ethylene propylene.....	07	110224	06/03	198.063	199.186	203.181	211.256	211.367
Tires, tubes, tread, & repair materials.....	07	12		179.244	180.373	181.463	184.321	185.677
Tires.....	07	1201		174.477	175.648	176.779	179.745	181.142
Pneumatic tires (including passenger, truck, bus, tractor, industrial, and other tires).....	07	12010		174.403	175.524	176.664	179.652	181.059
Passenger car pneumatic tires.....	07	120104	12/03	177.751	178.722	179.292	181.397	183.384

See footnotes at end of table.

Table 9. Producer price indexes for commodity and service groupings and individual items, not seasonally adjusted — Continued
 [August 2022, Index base 1982=100, unless otherwise indicated]

Title	Commodity code		Other index base	Unadjusted index ¹				
	Group code	Item code		Apr. 2022	May 2022 ^P	June 2022 ^P	July 2022 ^P	Aug. 2022 ^P
Truck and bus (including off-the-highway) pneumatic tires.....	07	120105		181.670	183.028	184.560	189.934	190.910
Tread rubber, tire sundries, and repair materials.....	07	1203		278.944	278.944	278.944	278.944	279.215
Tread rubber, tire sundries, and repair materials.....	07	120354	12/03	200.663	200.663	200.663	200.663	200.858
Miscellaneous rubber products.....	07	13		242.141	243.258	246.009	247.417	248.409
Rubber and plastics footwear, including athletic footwear.....	07	1301		154.609	154.664	154.664	154.664	154.734
Rubber and plastics footwear, including athletic footwear.....	07	130109	12/11	115.240	115.282	115.282	115.282	115.334
Rubber and plastic belts and belting.....	07	1303		333.549	333.720	338.513	341.284	345.756
Flat rubber and plastics belts and belting.....	07	130371	12/03	304.759	304.759	309.884	312.734	313.563
Rubber and plastics transmission belts and belting (excluding flat).....	07	130372	12/03	147.325	147.539	148.992	149.934	154.809
Rubber and plastics hose.....	07	1304		300.670	299.879	303.523	303.904	303.904
Rubber and plastics hose.....	07	130411	12/11	133.316	132.966	134.581	134.750	134.750
Industrial rubber and plastics hose without fittings.....	07	1304116	12/11	123.724	123.724	123.724	123.724	123.724
Rubber and plastics water hose (incl. fire, irrigation, etc.).....	07	1304117	12/11	184.401	184.401	185.547	185.547	185.547
Rubber and plastics hose for on- and off-highway motor vehicles.....	07	1304118	12/11	118.341	117.219	121.010	121.010	121.010
Miscellaneous rubber products, n.e.c.....	07	1306	06/83	216.361	217.778	220.184	221.579	222.384
All other industrial rubber products.....	07	130604	06/83	312.427	317.373	318.859	320.442	322.312
All other miscellaneous rubber goods.....	07	130606	06/83	231.441	232.832	234.758	234.758	235.591
Rubber compounds or mixtures for sale or interplant transfer.....	07	130612	06/83	291.832	292.071	298.345	305.984	305.995
Rubber druggist and medical sundries, excluding gloves.....	07	130616	12/03	142.016	142.016	142.016	142.016	142.134
Rubber products for mechanical use.....	07	130617	12/04	129.973	131.367	131.687	131.751	132.251
Molded rubber mechanical goods automotive.....	07	1306171	12/11	94.406	94.438	94.617	94.728	94.728
Molded rubber mechanical goods, transportation/off-highway.....	07	1306172	12/11	119.845	120.871	122.099	122.099	123.924
Other molded rubber mechanical goods (excluding tubing).....	07	1306179	12/11	137.377	142.089	142.089	142.089	143.212
Other extruded rubber mechanical goods (excl. auto)(excl. tubing).....	07	130617C	12/11	122.005	123.771	123.771	123.771	123.771
Rubber coated fabrics and garments.....	07	130618	06/06	180.277	180.277	193.789	193.789	194.746
Plastic products.....	07	2		270.900	274.295	278.358	280.702	282.327
Plastic construction products.....	07	21		347.969	352.926	356.546	360.608	362.667
Plastic construction products.....	07	2106		347.969	352.927	356.547	360.608	362.667
Plastics pipe.....	07	210603	12/05	211.609	216.654	216.323	221.112	220.679
Plastics drain, waste, and vent pipe.....	07	2106031	12/11	173.010	179.366	176.684	184.510	181.436
Plastics water pipe.....	07	2106033	12/11	240.473	249.476	249.905	252.496	252.885
Plastics sewer, stormdrain, and water main pipe.....	07	2106038	12/17	225.956	232.220	234.376	236.639	239.931
Other plastics pipe.....	07	210603B	12/11	191.670	191.670	191.746	192.040	191.964
Plastics pipe fittings and unions.....	07	210604	12/05	299.889	307.895	321.103	321.695	323.316
Plastics plumbing fixtures.....	07	210605	12/05	160.159	160.931	161.212	162.053	162.053
Other plastic construction products.....	07	210606		291.359	293.443	297.990	299.882	303.690
Building and construction polystyrene foam products.....	07	2106061	06/08	205.923	210.762	210.762	216.421	217.320
Building & construction fabricated plastics products (excl foam, plumbing fixtures, hardware).....	07	2106063	06/08	164.383	165.078	168.103	168.552	170.957
Unsupported plastic film, sheet and other shapes.....	07	22		283.878	286.454	292.186	293.466	294.041
Unsupported plastic film, sheet and other shapes.....	07	2205	12/82	281.312	283.865	289.546	290.814	291.384
Unsupported plastic film, sheet and other shapes.....	07	220501	12/82	281.312	283.865	289.546	290.814	291.384
Unlaminated polyethylene film and sheet.....	07	2205011	12/11	130.707	130.805	135.578	135.873	135.014
Unlaminated vinyl and vinyl copolymer film and sheet.....	07	2205013	12/11	150.177	155.411	162.889	163.309	163.309
Miscellaneous unlaminated plastics film and sheet.....	07	2205014	12/11	119.061	122.675	125.484	126.929	127.627
Unlaminated plastics profile shapes.....	07	2205015	12/11	137.963	135.550	134.455	135.326	137.751
Laminated plastic sheets, rods, and tubes.....	07	23		252.576	252.658	253.423	258.703	262.077
Laminated plastics plates, sheet (excluding packaging), and shapes.....	07	2304		252.917	252.998	253.765	259.052	262.431
Laminated plastics plates, sheet (excluding packaging), and shapes.....	07	230401	12/82	260.342	260.426	261.214	266.657	270.135
Parts for manufacturing from plastics.....	07	26		178.882	180.015	182.975	183.790	184.595
Parts for transportation equipment.....	07	2601		168.944	169.717	171.832	172.196	173.109
Parts for transportation equipment.....	07	260105	12/82	167.564	168.331	170.428	170.790	171.695
Transportation polyurethane foam products.....	07	2601051	12/11	117.268	117.900	123.914	123.914	123.914
Transportation fabricated plastic parts (excluding foam and reinforced plastics).....	07	2601052	12/11	130.445	131.034	132.272	132.576	133.335
Other parts and components for manufacturing.....	07	2602		165.722	167.912	169.979	172.145	175.860
Other parts and components for manufacturing.....	07	260205	12/82	165.850	168.042	170.111	172.278	175.996
All other miscellaneous polyurethane foam products.....	07	2602051	12/11	114.416	114.630	115.653	117.399	117.399
Electrical & electronic fabricated plastics (excl. foam and reinforced plastics).....	07	2602052	12/11	103.816	104.281	108.392	109.497	110.557
All other polystyrene foam products incl. transportation application uses.....	07	2602053	12/11	163.081	165.659	167.662	168.210	179.304
Industrial machinery plastics products, excl foam (incl gears, bearings, bushings, cams).....	07	2602054	12/11	132.976	136.265	134.222	136.829	139.562
Foam components for furniture.....	07	2603	12/82	299.144	299.742	314.335	314.483	302.864
Foam components for furniture.....	07	260305	12/99	220.418	220.859	231.611	231.720	233.159
Other plastic products.....	07	29	12/82	290.561	294.257	297.998	299.124	300.870
Other plastic products.....	07	2901	12/82	290.561	294.257	297.998	299.124	300.870

See footnotes at end of table.

Table 9. Producer price indexes for commodity and service groupings and individual items, not seasonally adjusted — Continued
 [August 2022, Index base 1982=100, unless otherwise indicated]

Title	Commodity code		Other index base	Unadjusted index ¹				
	Group code	Item code		Apr. 2022	May 2022 ^P	June 2022 ^P	July 2022 ^P	Aug. 2022 ^P
Custom compounding of purchased plastic resins (incl color concentrates and resin pellets).....	07	290196	12/99	207.757	209.414	211.256	212.027	212.792
All other reinforced and fiberglass plastics products.....	07	290197	12/99	210.595	215.346	219.889	220.911	223.184
Products made of foam other than polystyrene or polyurethane.....	07	290198	12/99	160.089	160.089	160.089	160.089	160.089
Plastic packaging products.....	07	2A	12/06	147.940	149.354	151.231	153.192	154.762
Plastic packaging products.....	07	2A01	12/06	147.940	149.354	151.231	153.192	154.762
Plastic packaging products.....	07	2A0101	12/06	147.940	149.354	151.231	153.192	154.762
Other plastic packaging products, excluding film, sheet, foam and bottles.....	07	2A01012	12/09	139.348	139.644	140.866	142.862	143.186
Packaging polyurethane foam products.....	07	2A01013	12/09	197.161	197.161	197.161	197.161	197.161
Plastic bottles.....	07	2A01014	12/09	128.276	129.896	132.591	134.624	135.145
Polystyrene foam food containers.....	07	2A01015	12/11	241.014	252.408	254.407	256.154	258.093
Polystyrene foam protective shipping pads/shaped cushioning/other foam packaging supplies.....	07	2A01016	12/11	215.833	216.812	218.562	218.584	249.061
Consumer, institutional, and commercial products, n.e.c.....	07	2B	12/06	184.886	189.327	192.780	194.861	195.875
All other consumer, institutional, and commercial products.....	07	2B01	12/06	184.886	189.327	192.780	194.861	195.875
All other consumer, institutional, and commercial products.....	07	2B0101	12/06	184.886	189.327	192.780	194.861	195.875
Consumer and institutional polystyrene foam products.....	07	2B01011	12/07	224.243	232.137	243.432	243.138	242.311
Consumer and institutional polyurethane foam products.....	07	2B01013	12/07	176.354	176.354	—	—	—
Consumer/institutional/commercial fabricated plastics products.....	07	2B01015	12/07	167.028	170.820	173.010	175.376	176.628
Recyclable plastics.....	07	2C	12/11	105.053	106.592	109.350	107.036	107.036
Recyclable plastics.....	07	2C01	12/11	105.053	106.592	109.350	107.036	107.036
Recyclable plastics.....	07	2C0101	12/11	105.053	106.592	109.350	107.036	107.036
Lumber and wood products.....	08	—		356.444	358.883	335.221	332.717	331.165
Lumber.....	08	1		384.474	394.899	321.510	321.495	311.902
Softwood lumber.....	08	11		443.666	453.294	337.437	339.832	329.407
Softwood cut stock and dimension.....	08	1105		411.934	360.294	323.138	316.347	318.538
Softwood cut stock and dimension.....	08	110503		439.660	384.545	344.888	337.639	339.979
Softwood lumber, not edge worked.....	08	1106	12/03	239.229	247.706	175.221	177.831	171.428
Softwood lumber, not edge worked.....	08	110601	12/03	239.229	247.706	175.221	177.831	171.428
Softwood dressed lumber, less than 2 inches in nominal thickness, not edge worked.....	08	1106012	06/12	225.758	227.498	214.275	194.412	179.653
Softwood dressed 2-inch lumber, 2 inches in nominal thickness only, not edge worked.....	08	1106013	06/12	309.384	325.388	196.445	205.958	194.580
Softwood dressed lumber and timbers, more than 2 inches in nominal thickness, not edge worked.....	08	1106014	06/12	202.480	200.399	158.050	158.017	176.829
Softwood lumber, made from purchased lumber.....	08	1107	12/03	323.862	321.794	294.629	288.751	283.958
Softwood lumber, made from purchased lumber.....	08	110701	12/03	323.862	321.794	294.629	288.751	283.958
Hardwood lumber.....	08	12		304.008	316.529	313.997	309.690	300.960
Hardwood cut stock and dimension.....	08	1203		366.757	364.386	361.495	357.916	344.197
Hardwood cut stock and dimension.....	08	120311	06/84	319.093	317.029	314.515	311.401	299.465
Hardwood flooring.....	08	1204	06/84	257.465	264.364	264.814	265.762	263.839
Oak and maple hardwood flooring.....	08	120401	06/84	261.883	269.147	268.043	269.188	266.866
Hardwood flooring, other than oak and maple.....	08	120402	12/11	145.404	148.565	153.460	153.460	153.460
Hardwood lumber, not edge worked.....	08	1205	12/03	146.396	152.747	149.789	145.372	140.247
Hardwood lumber, not edge worked.....	08	120501	12/03	146.396	152.747	149.789	145.372	140.247
Millwork.....	08	2		370.909	374.037	371.415	371.010	377.426
General millwork.....	08	21		321.759	326.007	326.834	328.080	338.438
General millwork.....	08	2101		321.759	326.007	326.834	328.080	338.438
Stock wood kitchen cabinets, related cabinetwork and countertops.....	08	210102	12/12	118.871	118.871	118.871	119.863	121.676
Stock wood kitchen cabinets and related cabinetwork for permanent installation.....	08	2101021	12/09	127.115	127.115	127.115	128.433	128.433
Custom wood kitchen cabinets, bathroom vanities, and related cabinetwork.....	08	210105	12/12	142.938	144.784	144.784	144.867	144.867
Custom wood kitchen cabinets and related cabinetwork not sold direct to customer at retail.....	08	2101051	12/09	162.904	166.965	166.965	167.166	167.166
Custom wood kitchen cabinets, bathroom vanities, and related cabinet work sold at retail.....	08	2101052	12/09	140.207	140.548	140.548	140.548	140.548
Wood window units.....	08	210112	06/83	325.557	335.293	335.293	335.293	368.290
Double hung wood window units.....	08	2101121	06/13	154.286	159.673	159.673	159.673	159.673
Casement wood window units.....	08	2101122	06/13	155.056	160.900	160.900	160.900	186.664
All other wood window units, including horizontal sliding, awning and single hung.....	08	2101123	06/13	126.259	126.259	126.259	126.259	151.009
Wood sash, excluding sash shipped in window units.....	08	210122	06/83	325.709	331.243	331.243	331.243	371.133
Wood window & door frames, incl. door frames in door units, excl. window frames in window units.....	08	210132	06/83	274.482	279.801	278.533	278.533	288.148
Wood panel, flush, & molded face doors, interior & exterior, incl. doors with glazed sections.....	08	210142	06/83	320.441	322.164	326.062	333.091	334.381
Other wood doors, incl. garage, patio, bifold, cabinet, screen, storm and louver.....	08	210152	06/83	288.910	297.189	297.371	298.297	331.675

See footnotes at end of table.

Table 9. Producer price indexes for commodity and service groupings and individual items, not seasonally adjusted — Continued
 [August 2022, Index base 1982=100, unless otherwise indicated]

Title	Commodity code		Other index base	Unadjusted index ¹				
	Group code	Item code		Apr. 2022	May 2022 ^P	June 2022 ^P	July 2022 ^P	Aug. 2022 ^P
Wood moldings.....	08	210162	06/83	373.246	380.361	380.248	378.896	378.897
Mirror and picture frames and framed pictures.....	08	210175	06/02	141.360	140.838	143.343	143.343	143.343
Other wood millwork products, including stairwork, exterior millwork, and softwood flooring.....	08	210183	06/83	338.169	338.156	343.459	343.579	340.580
Prefabricated structural members.....	08	22		624.407	621.629	600.952	591.891	577.568
Prefabricated structural members.....	08	2201		624.407	621.629	600.952	591.891	577.568
Laminated veneer lumber.....	08	220107	12/03	262.926	277.188	271.265	271.552	272.927
Other engineered structural wood members, excluding trusses & laminated veneer lumber.....	08	220108	12/03	273.145	269.126	270.352	270.493	265.229
Wood trusses.....	08	220109	12/03	401.446	397.146	381.193	373.706	362.811
Plywood.....	08	3		370.020	355.223	347.477	324.565	316.288
Softwood veneer and plywood.....	08	31		496.071	466.920	450.276	406.303	391.126
Softwood veneer and plywood.....	08	3103		387.395	364.630	351.633	317.293	305.441
Softwood veneer and plywood.....	08	310303	12/05	239.333	225.268	217.239	196.023	188.701
Softwood veneer, incl. veneer backed w/ paper, cloth, or other flexible material.....	08	3103031	12/07	212.310	209.419	205.467	191.893	180.445
Softwood plywood products: rough, sanded, and specialties.....	08	3103035	12/11	278.044	258.272	247.808	221.282	214.550
Hardwood veneer and plywood.....	08	35	12/05	155.115	156.285	157.991	158.880	158.640
Hardwood veneer and plywood.....	08	3501	12/05	155.115	156.285	157.991	158.880	158.640
Hardwood veneer, including veneer backed with paper, cloth, or other flexible material.....	08	350102	12/11	133.785	134.724	134.702	135.589	136.540
Hardwood plywood.....	08	350104	12/12	161.941	162.992	166.297	167.484	166.511
Hardwood veneered panels, including two-ply veneers.....	08	350107	12/11	131.450	133.047	133.261	133.065	132.554
Other wood products.....	08	4		242.519	241.793	238.902	234.821	234.046
Wood pallets and pallet containers, wood and metal combination.....	08	41		444.202	442.618	432.537	427.060	423.711
Wood pallets and pallet containers.....	08	4101		444.202	442.618	432.537	427.060	423.711
Wood pallets and pallet containers, wood and metal combination.....	08	410101	12/09	227.458	226.647	221.485	218.680	216.965
Wood boxes.....	08	42		269.815	267.602	265.415	265.415	266.593
Wood boxes.....	08	4201		269.815	267.602	265.415	265.415	266.593
Nailed and lock-corner wood boxes.....	08	420101	06/85	216.198	216.198	215.526	215.526	222.046
Wood box and crate shook.....	08	420102	06/85	284.782	278.758	273.209	273.209	272.498
Other wood container parts and wood containers.....	08	420127	12/03	150.062	150.062	150.062	150.062	150.062
Miscellaneous wood products.....	08	49		153.391	153.267	153.414	149.221	149.268
Wood ties, siding, shingles, and shakes, and contract sawing of logs owned by others.....	08	4903	12/03	161.532	161.717	161.950	161.646	161.992
Wood ties, siding, shingles, and shakes, and contract sawing of logs owned by others.....	08	490301	12/03	161.532	161.717	161.950	161.646	161.992
Sawn wood fence stock, wood lath, and contract resawing and planing.....	08	4904	12/03	220.450	220.450	220.450	220.450	220.450
Sawn wood fence stock, wood lath, and contract resawing and planing.....	08	490401	12/03	220.450	220.450	220.450	220.450	220.450
All other miscellaneous wood products.....	08	4909	06/84	242.528	242.277	242.532	234.646	234.701
All other miscellaneous wood products.....	08	490901	06/84	242.528	242.277	242.532	234.646	234.701
Logs, bolts, timber, pulpwood and wood chips.....	08	5		273.164	276.198	278.455	279.217	277.647
Logs, bolts, timber, pulpwood and wood chips.....	08	51		273.164	276.198	278.455	279.217	277.647
Logs, bolts, timber, pulpwood and wood chips.....	08	5105	12/11	116.723	118.020	118.984	119.310	118.639
Logs, bolts, timber and pulpwood.....	08	510502	12/11	116.017	116.634	117.725	118.335	117.608
Wood chips, excluding field chips.....	08	510505	12/11	115.984	119.510	120.028	119.398	118.931
Prefabricated wood buildings & components.....	08	6	12/84	405.452	403.860	406.728	407.681	408.515
Prefabricated wood buildings & components.....	08	61	12/84	405.452	403.860	406.728	407.681	408.515
Prefabricated wood buildings and components.....	08	6101	12/84	405.452	403.860	406.728	407.681	408.515
Prefabricated stationary wood buildings, components (not sold as complete units).....	08	610101	12/84	206.516	205.750	205.865	205.438	204.348
Prefabricated stationary wood buildings, precut packages (complete units).....	08	610102	12/84	506.810	504.737	524.657	518.386	522.090
Prefabricated stationary wood buildings, shipped in panel form (complete units).....	08	610103	12/84	773.024	764.267	759.783	747.715	756.637
Prefabricated stationary wood buildings, shipped in three-dimensional assemblies.....	08	610104	12/84	403.524	403.826	405.495	416.024	416.024
Prefabricated stationary wood buildings, three-dimensional assemblies, residential.....	08	6101041	12/11	189.786	189.955	190.566	195.530	195.530
Prefabricated stationary wood buildings, three-dimensional assemblies, nonresidential.....	08	6101042	12/11	193.572	193.573	195.319	200.305	200.305
Treated wood and contract wood preserving.....	08	7	06/85	294.190	282.962	274.042	275.630	283.658
Treated wood and contract wood preserving.....	08	71	06/85	294.190	282.962	274.042	275.630	283.658
Treated wood.....	08	7101	06/85	301.191	288.910	279.418	281.305	290.151
Wood poles, piles, and posts owned and treated by the same establishment.....	08	710101	06/85	361.924	357.434	384.815	393.384	408.628
Other wood products owned and treated by the same establishment.....	08	710102	06/85	279.711	265.372	245.474	245.426	252.322

See footnotes at end of table.

Table 9. Producer price indexes for commodity and service groupings and individual items, not seasonally adjusted — Continued
 [August 2022, Index base 1982=100, unless otherwise indicated]

Title	Commodity code		Other index base	Unadjusted index ¹				
	Group code	Item code		Apr. 2022	May 2022 ^P	June 2022 ^P	July 2022 ^P	Aug. 2022 ^P
Contract wood preservation.....	08	7102	06/85	229.804	228.164	224.460	223.323	223.910
Receipts for treating wood owned by others w/ arsenical chemicals, creosote, & other chemicals.....	08	710201	06/85	229.804	228.164	224.460	223.323	223.910
Pulp, paper, and allied products.....	09	—		326.269	329.357	331.916	332.434	335.059
Pulp, paper, and prod., ex. bldg. paper.....	09	1		281.578	285.198	289.694	292.294	294.216
Wood pulp.....	09	11		217.229	221.451	245.851	236.479	251.334
Wood pulp.....	09	1105	06/06	150.808	153.739	170.679	164.173	174.486
Wood pulp.....	09	110501	06/06	150.808	153.739	170.679	164.173	174.486
Special alpha and dissolving wood pulp, incl. sulfite and sulfate and other wood pulp.....	09	1105012	12/11	110.826	113.584	128.223	123.283	131.717
All other miscellaneous pulp, other than wood, and pulp mill byproducts incl. turpentine.....	09	1105017	12/07	191.365	191.415	199.623	192.326	200.228
Recyclable paper.....	09	12		512.217	483.752	485.571	500.484	458.361
News and other low grade recyclable paper.....	09	1201		415.151	412.528	434.488	437.374	438.149
News and other low grade recyclable paper.....	09	120125	06/06	187.426	186.242	196.156	197.459	197.809
Corrugated recyclable paper.....	09	1203		456.648	419.694	419.350	433.706	376.003
Corrugated recyclable paper.....	09	120325	06/06	156.856	144.163	144.045	148.976	129.155
High grade recyclable paper (including pulp substitutes and deinking).....	09	1207	12/86	315.323	318.200	319.049	327.985	337.121
High grade recyclable (including pulp substitutes and deinking).....	09	120725	06/06	237.072	239.234	239.873	246.591	253.460
Paper.....	09	13		236.757	238.925	240.474	243.289	245.832
Writing and printing papers.....	09	1301		223.767	229.176	232.669	234.199	237.417
Bleached bristol, clay-coated, uncoated, and industrial converted paper.....	09	130119	12/11	119.553	122.684	124.636	125.442	127.122
Printing paper, coated at establishments other than where paper was produced.....	09	130120	12/11	129.335	129.335	129.335	129.335	131.814
Newsprint.....	09	1302		156.866	160.388	168.278	169.535	171.145
Newsprint.....	09	130291		156.866	160.388	168.278	169.535	171.145
Packaging and industrial converting paper.....	09	1303		318.576	314.021	310.677	317.652	318.178
Coated and laminated single and multi-web paper.....	09	130321	12/87	241.714	241.511	242.801	252.471	263.978
Single-web paper, rolls and sheets, including waxed, for flexible packaging uses.....	09	1303211	12/11	136.392	136.742	137.945	143.804	149.596
Multiweb laminated rolls and sheets, except foil, for flexible packaging uses.....	09	1303213	12/11	133.958	133.304	133.468	138.359	145.550
Coated and laminated single and multi-web film.....	09	130322	12/87	258.931	254.478	250.783	255.661	253.793
Single-web film, rolls, and sheets, including coextruded, for flexible packaging uses.....	09	130322A	01/19	127.598	124.430	122.952	125.808	124.603
Single-web film, rolls, and sheets for flexible packaging uses.....	09	130322A1	12/11	138.777	134.606	132.572	136.252	135.404
Coextruded single-web film, for flexible packaging uses.....	09	130322A2	12/11	143.892	143.840	144.242	144.684	141.076
All other coated and processed papers.....	09	1305	12/82	242.954	247.197	248.660	248.183	255.877
Converted foil for nonpackaging applications.....	09	130505	06/13	109.414	109.414	109.414	109.414	113.189
Other coated and processed papers, except for packaging uses.....	09	130506	06/13	115.566	117.455	118.337	118.050	121.845
Paperboard.....	09	14		340.309	343.936	353.952	357.523	357.242
Corrugated paperboard in sheets and rolls, lined and unlined.....	09	1405		338.107	345.462	360.955	369.414	369.414
Corrugated paperboard in sheets and rolls, lined and unlined.....	09	140551		338.107	345.462	360.955	369.414	369.414
Paperboard, excluding corrugated paperboard.....	09	1411	12/82	361.094	364.096	373.500	376.204	375.844
Recycled paperboard.....	09	141105	12/82	414.910	420.764	430.556	437.202	435.675
Unbleached kraft packaging and industrial converting paperboard.....	09	141107	12/99	216.103	217.784	224.036	225.449	225.449
Bleached packaging and industrial converting paperboard.....	09	141112	05/21	123.010	123.476	127.106	127.095	127.095
Converted paper and paperboard products.....	09	15		285.877	292.297	295.117	297.693	301.398
Sanitary paper products, including stock.....	09	1501		197.939	202.667	205.686	208.097	208.042
Sanitary paper products, including stock.....	09	150123	12/99	137.359	140.640	142.735	144.408	144.370
Sanitary tissue paper products, made in paper mills.....	09	1501233	12/07	120.013	123.961	126.412	127.195	126.986
Paper table napkins, industrial & retail pkgs bulk & dispenser types, made in paper mills.....	09	15012332	12/07	138.051	142.709	147.494	147.948	147.948
Paper towels, industrial pkgs (rolled, folded, and interfolded), made in paper mills.....	09	15012335	12/07	111.086	118.189	119.687	120.793	120.768
Other sanitary paper products, made in paper mills.....	09	15012337	12/07	117.406	124.478	126.680	126.339	125.979
Disposable diapers and similar disposable products, purchased sanitary paper stock and wadding.....	09	1501234	12/07	118.273	118.273	118.202	120.098	120.098
Sanitary tissue paper products, made from purchased sanitary paper stock or wadding.....	09	1501235	12/07	125.301	127.828	128.296	129.390	129.962
Paper, plastic, and foil bags.....	09	1502		344.848	346.550	350.064	352.654	352.243
Uncoated single-web paper grocers' bags and sacks and variety and shopping bags.....	09	150214	12/83	390.084	390.084	391.593	398.077	398.077
Specialty bags, pouches and liners.....	09	150216	12/83	278.582	280.259	283.594	285.598	285.194
Plastics, foil, and coated paper bags.....	09	1502161	12/10	148.114	147.785	148.293	153.163	150.840
Specialty bags, pouches, and liners, multiweb laminations and foil, except film-film.....	09	15021612	06/13	144.531	143.987	144.828	146.434	142.582
Single-web film specialty bags, pouches, and liners.....	09	1502162	12/10	136.950	137.742	139.645	140.186	140.204
Polyethylene grocery and variety bags and pouches.....	09	15021621	12/11	122.790	121.577	124.905	125.914	125.746

See footnotes at end of table.

Table 9. Producer price indexes for commodity and service groupings and individual items, not seasonally adjusted — Continued
 [August 2022, Index base 1982=100, unless otherwise indicated]

Title	Commodity code		Other index base	Unadjusted index ¹				
	Group code	Item code		Apr. 2022	May 2022 ^P	June 2022 ^P	July 2022 ^P	Aug. 2022 ^P
Polyethylene refuse bags.....	09	15021622	12/11	136.960	138.972	140.297	140.297	141.973
Other polyethylene bags, pouches, and liners.....	09	15021625	12/11	130.063	137.784	138.381	139.078	137.579
Coextruded single-web film specialty bags, pouches, & liners.....	09	15021626	06/13	145.863	143.092	143.722	143.722	143.722
Multiweb film/film combination specialty bags, pouches and liners.....	09	1502163	12/10	136.276	138.878	139.240	140.379	140.401
Paper boxes and containers.....	09	1503		332.093	340.339	341.621	343.336	351.887
Corrugated shipping containers.....	09	150301	06/87	335.454	342.181	342.852	343.665	348.233
Corrugated shipping containers for food and beverages and carryout boxes for retail food.....	09	1503011	12/09	160.590	163.310	163.897	168.897	169.536
Corrugated shipping containers for paper and allied products.....	09	1503012	12/09	177.344	182.425	182.425	181.210	181.210
Corrugated shipping containers for metal and electrical machinery.....	09	1503013	12/09	188.895	191.686	192.499	186.590	202.944
Corrugated shipping containers for all other end uses.....	09	1503014	12/09	173.708	175.932	176.184	176.178	176.178
Setup (rigid) paperboard boxes.....	09	150322	12/83	391.905	411.620	416.843	425.298	425.298
Folding paperboard boxes, packaging, and packaging components.....	09	150336	12/04	137.123	141.038	142.072	143.439	151.224
Folding paperboard boxes, packaging, and packaging components.....	09	15033601	12/11	125.603	129.189	130.136	131.388	138.519
Paperboard fiber drums with ends of any material.....	09	150337		566.970	542.193	542.220	544.872	555.885
Milk and milk-type paperboard cartons, including juice, beverage, and other products.....	09	150351		251.250	250.918	250.918	250.918	-
Cups and liquid-tight paper and paperboard containers.....	09	150355	12/17	-	108.315	108.315	108.315	110.529
Other corrugated and solid fiber products, including containers, pallets, pads, etc.....	09	1504		423.775	443.835	444.464	444.414	443.565
Other corrugated and solid fiber products, including containers, pallets, pads, etc.....	09	150441		589.351	617.248	618.122	618.054	616.872
Office supplies and accessories.....	09	1506		234.831	240.606	246.391	253.829	260.993
Envelopes.....	09	150636	12/84	237.736	243.917	247.429	250.912	256.078
Die-cut paper and paperboard office supplies.....	09	150646	12/03	225.950	225.324	239.767	251.184	251.184
Paper supplies for business machines and other misc. unprinted office supplies.....	09	150655	06/90	218.909	227.962	231.309	245.166	263.825
Tablets, pads, and related products.....	09	150657	12/11	120.782	127.068	127.752	130.548	130.548
Fiber cans, tubes, and similar fiber products.....	09	1507		464.032	468.434	469.698	470.818	478.425
Fiber cans, all fiber and composite.....	09	150731	12/09	175.683	176.350	177.728	178.924	178.999
Fiber cores and tubes.....	09	150732	12/09	179.914	182.188	182.188	182.188	186.713
Paperboard cones, reels, spools, bobbins, blocks, and all vulcanized fiber products.....	09	150733	12/09	154.608	154.608	154.608	155.707	155.707
Molded pulp goods, including egg cartons, florists pots, food trays, etc.....	09	1508	06/85	248.417	251.528	261.526	266.057	265.597
Molded pulp goods, including egg cartons, florists pots, food trays, etc.....	09	150814	06/90	216.221	218.929	227.631	231.574	231.175
Miscellaneous converted paper and paperboard products.....	09	1509	12/84	240.941	245.317	248.668	250.238	251.773
Pasted, lined, laminated, or surface-coated paperboard.....	09	150901	12/84	319.198	323.846	334.407	334.415	339.742
Wallcoverings.....	09	150902	06/85	189.397	189.397	189.397	189.397	189.397
Other sanitary paper products & misc. converted paper & paperboard products.....	09	150999	12/84	236.289	241.023	243.635	245.573	246.699
Miscellaneous converted paper and paperboard products.....	09	1509992	06/10	143.143	146.924	149.010	150.557	151.456
Pressure-sensitive products.....	09	16	12/82	234.814	234.512	237.330	240.050	242.469
Pressure-sensitive products.....	09	1601	12/82	234.814	234.512	237.330	240.050	242.469
Pressure-sensitive products.....	09	160101	12/82	234.333	234.032	236.845	239.559	241.973
Building paper & building board mill prods.....	09	2		521.514	455.763	393.181	339.869	343.855
Hardboard, particleboard & fiberboard prods.....	09	22		491.985	429.957	370.918	320.625	324.385
Particleboard and fiberboard.....	09	2201		533.622	460.099	392.748	335.375	339.664
Particleboard made from particleboard produced at the same location.....	09	220125	12/82	395.774	402.085	408.077	409.620	409.620
Medium density fiberboard (MDF) made from MDF produced at the same location.....	09	220131	06/84	318.504	324.731	-	-	-
Prefinished particleboard and medium density fiberboard (MDF) made from purchased materials.....	09	220141	12/02	276.030	280.269	283.853	278.919	278.919
Hardboard products.....	09	2202	06/84	220.668	235.495	235.495	235.495	235.495
Hardboard products.....	09	220206	12/11	168.223	179.527	179.527	179.527	179.527
Publications, printed matter and printing material.....	09	4	06/09	130.218	133.504	134.998	135.198	136.711
Books printing.....	09	44	12/83	241.910	243.892	250.573	255.411	257.859
Books printing.....	09	4401	12/83	241.910	243.892	250.573	255.411	257.859
Books printing.....	09	440114	06/05	153.941	155.203	159.455	162.533	164.091
Textbook printing and binding.....	09	4401141	12/11	154.091	156.064	156.556	159.573	161.012
Technical, scientific, & professional book printing & binding.....	09	4401143	12/11	145.878	146.284	146.051	146.718	147.034
Religious book printing and binding.....	09	4401145	12/11	142.809	144.692	149.702	154.336	157.536
General book (trade, etc.) printing and binding.....	09	4401147	12/11	161.583	163.481	174.952	181.070	184.020
Other book and pamphlet printing and binding.....	09	440114E	12/11	113.914	114.039	114.067	114.068	114.079
Manifold business forms printing.....	09	45	12/83	421.696	421.696	421.696	421.696	421.696
Manifold business forms printing.....	09	4501	12/83	421.696	421.696	421.696	421.696	421.696
Manifold business forms printing, excluding checkbooks.....	09	450105	09/18	114.180	114.180	114.180	114.180	114.180
Commercial printing.....	09	47	06/82	210.303	216.716	218.980	218.988	221.829
Magazine and periodical printing.....	09	4701	06/82	154.536	158.448	162.922	163.948	166.125

See footnotes at end of table.

Table 9. Producer price indexes for commodity and service groupings and individual items, not seasonally adjusted — Continued
 [August 2022, Index base 1982=100, unless otherwise indicated]

Title	Commodity code		Other index base	Unadjusted index ¹				
	Group code	Item code		Apr. 2022	May 2022 ^P	June 2022 ^P	July 2022 ^P	Aug. 2022 ^P
Magazine and periodical printing (lithographic).....	09	470102	06/82	164.457	168.620	173.381	174.473	176.790
Label and wrapper printing for packaging.....	09	4702	06/82	227.100	245.456	245.697	246.591	246.865
Label and wrapper printing (lithographic).....	09	470202	06/82	172.181	172.248	172.248	172.248	172.324
Label and wrapper printing (flexographic).....	09	470205	12/08	136.534	153.665	153.879	153.364	153.595
Catalog and directory printing.....	09	4703	06/82	147.595	151.048	151.048	148.885	159.137
Catalog and directory printing (lithographic).....	09	470302	06/82	160.662	164.420	164.420	162.066	173.226
Advertising printing.....	09	4705	06/82	178.341	181.706	181.906	182.167	185.093
Advertising printing (lithographic).....	09	470506	06/82	174.383	177.674	177.869	178.558	181.426
Other general job printing.....	09	4706	06/82	275.286	279.908	280.085	279.441	283.612
Quick printing.....	09	470604	12/08	120.403	121.100	121.100	121.100	121.100
Other commercial and general job printing.....	09	470609	06/82	271.876	277.367	277.589	277.969	282.804
Other commercial and general job printing (lithographic).....	09	4706091	06/09	122.607	125.182	125.287	125.465	127.736
All other commercial and general job printing.....	09	4706094	09/18	128.736	128.850	128.850	128.850	128.850
Other commercial printing, incl. screen, engraving, digital, & general job exc. labels/wrappers.....	09	4711	12/88	178.450	182.708	185.742	185.602	186.625
Commercial screen printing, excluding on garments, apparel accessories, & other fabric articles.....	09	471101	06/82	162.831	163.313	166.769	167.105	171.899
Screen printing (excluding on textiles, apparel, apparel accessories, and labels).....	09	4711012	06/09	115.921	116.264	118.724	118.963	122.376
Other commercial and general job screen printing.....	09	47110123	06/10	126.477	126.477	126.477	127.117	127.117
Digital printing.....	09	471103	12/88	135.981	140.525	141.324	141.339	141.441
Blankbooks, binders, and bookbinding work.....	09	48	06/85	326.045	326.663	327.776	328.557	328.992
Tradebinding and related work.....	09	4802	12/85	204.568	205.901	208.311	209.999	210.940
Miscellaneous binding and postpress work, incl. collating, perforating, folding, gluing, etc.....	09	480203	12/11	133.373	133.373	133.779	134.500	134.500
Softcover, pamphlet, sample book, and other binding of books and materials printed elsewhere.....	09	480204	12/11	125.264	127.441	130.702	132.504	134.014
Services for the printing trade.....	09	49	06/85	109.921	109.921	112.800	112.800	112.800
Prepress services, including platemaking.....	09	4905	12/03	98.058	98.058	100.627	100.627	100.627
Prepress services, excl. platemaking (incl. film, assembled flats, color sep., typesetting, etc.).....	09	490501	12/03	95.168	95.168	98.838	98.838	98.838
Printing plates and cylinders, prepared for printing (excl. blank plates and blank cylinders).....	09	490502	12/03	107.158	107.158	108.024	108.024	108.024
Metals and metal products.....	10	—		341.670	345.165	339.628	328.640	323.706
Iron and steel.....	10	1		405.655	424.655	411.189	392.603	372.547
Iron ores.....	10	11		192.057	194.053	205.995	214.199	214.199
Iron ores.....	10	1105	12/97	201.827	203.924	216.474	225.095	225.095
Iron ores.....	10	110555	12/97	201.827	203.924	216.474	225.095	225.095
Iron and steel scrap.....	10	12		859.242	756.577	669.133	593.558	562.991
Carbon steel scrap.....	10	1211	12/86	786.564	692.814	616.055	549.222	520.284
Heavy melting scrap.....	10	121191	06/96	449.844	400.362	347.640	301.824	292.662
Carbon steel scrap bundles.....	10	121192	06/96	491.162	443.429	402.829	310.734	279.576
Shredded carbon steel scrap.....	10	121193	06/96	375.236	334.343	301.856	281.087	268.167
Cut plate and structural scrap.....	10	121194	06/96	413.117	353.492	312.547	286.128	271.234
Other carbon steel scrap.....	10	121195	06/96	359.702	284.698	237.965	209.838	188.533
Stainless and other alloy steel scrap.....	10	1212	12/86	768.390	668.650	538.428	436.290	426.444
Stainless and other alloy steel scrap.....	10	121208	06/96	497.831	433.211	348.842	282.667	276.288
Cast iron scrap.....	10	1213	12/86	442.735	412.794	370.485	337.626	317.041
Cast iron scrap.....	10	121308	06/96	344.682	321.372	288.434	262.852	246.826
Other ferrous scrap.....	10	1215	06/06	183.767	147.098	133.926	115.864	108.930
Other ferrous scrap.....	10	121501	06/06	183.767	147.098	133.926	115.864	108.930
Foundry and forge shop products.....	10	15		270.438	276.063	276.626	278.190	273.432
Pressure and soil pipe & fittings, cast iron.....	10	1502		574.307	584.994	572.114	571.055	578.234
Pressure pipe & fittings, cast iron.....	10	15021	12/11	137.623	140.850	136.961	136.641	138.808
Pressure pipe & fittings, ductile iron.....	10	150211		416.630	426.376	414.262	413.266	420.140
Other gray and ductile iron castings.....	10	1504		258.712	261.347	263.366	263.734	262.118
Ductile iron castings (excluding pressure pipe & fittings).....	10	150413	12/03	186.299	189.219	190.313	189.802	187.514
Ductile iron castings for automotive uses.....	10	1504131	06/12	109.655	111.192	111.447	111.125	109.038
Ductile iron castings for all other uses.....	10	1504132	06/12	134.763	137.042	138.192	137.842	136.870
Gray iron castings (excluding soil & pressure pipe & fittings).....	10	150419	12/11	132.334	132.956	134.233	134.866	134.635
Steel investment castings.....	10	1506		313.176	314.029	312.202	323.756	318.646
Steel investment castings.....	10	150624	12/03	178.770	179.257	178.214	184.810	181.893
Carbon steel castings, except investment.....	10	1507		271.179	276.328	279.723	281.111	281.097
Carbon steel castings, except investment.....	10	150701	12/03	183.552	187.036	189.334	190.274	190.264
High alloy steel castings, excluding investment.....	10	1508		353.087	365.518	365.518	383.080	362.929
High alloy steel castings, excluding investment.....	10	150801	12/03	259.372	268.504	268.504	281.404	266.601
Other alloy steel castings, except investment.....	10	1509		254.949	257.731	257.605	260.850	260.765
Other alloy steel castings, except investment.....	10	150901	12/03	182.629	184.621	184.531	186.855	186.794

See footnotes at end of table.

Table 9. Producer price indexes for commodity and service groupings and individual items, not seasonally adjusted — Continued
 [August 2022, Index base 1982=100, unless otherwise indicated]

Title	Commodity code		Other index base	Unadjusted index ¹				
	Group code	Item code		Apr. 2022	May 2022 ^P	June 2022 ^P	July 2022 ^P	Aug. 2022 ^P
Other forge shop products.....	10	1513	06/82	201.206	208.087	209.358	207.729	200.829
Closed die forgings, ferrous.....	10	151359	06/98	141.534	148.892	152.024	152.345	144.760
Hot impression die impact, press and upset steel forgings.....	10	15135912	12/17	116.612	122.989	125.703	125.982	119.709
Hot impression die impact, press, and upset carbon steel forgings.....	10	151359121	12/17	107.893	115.938	—	—	111.669
Hot impression die impact, press, & upset alloy steel forgings, except stainless and high temp.....	10	151359122	12/17	122.301	127.829	128.911	128.174	124.655
Steel mill products.....	10	17		386.663	427.299	420.063	403.751	380.600
Semifinished steel mill products.....	10	1702	06/82	507.047	516.018	510.163	500.752	474.533
Hot rolled steel bars, plates, and structural shapes.....	10	1704	06/82	323.344	337.728	340.699	339.808	317.924
Hot rolled steel bars, plates, & structural shapes, alloy.....	10	170406	12/10	150.880	158.055	153.620	150.374	135.629
Hot rolled steel bars, plates, and structural shapes, carbon.....	10	170410	12/17	188.039	196.347	198.073	197.714	185.182
Steel wire.....	10	1705	06/82	427.034	436.984	429.792	427.388	418.201
Steel wire, carbon.....	10	170501	12/03	404.367	416.907	413.241	410.743	399.745
Steel wire, stainless steel.....	10	170502	12/10	177.145	177.145	170.290	170.290	170.290
Steel pipe and tube.....	10	1706	06/82	492.697	507.917	508.736	507.423	503.034
Steel pipe and tube, carbon.....	10	170652	12/17	215.873	221.242	219.375	217.665	214.056
Steel pipe and tube, stainless steel.....	10	170674	12/10	159.175	169.934	169.545	162.677	161.218
Cold rolled steel sheet and strip.....	10	1707	06/82	526.227	621.448	563.489	522.493	508.312
Cold rolled steel sheet and strip.....	10	170710	06/82	526.227	621.448	563.489	522.493	508.312
Cold finished steel bars and bar shapes.....	10	1708	06/82	286.825	302.394	295.303	296.457	293.101
Cold finished steel bars and bar shapes.....	10	170810	12/17	149.722	157.849	154.147	154.750	152.998
Electrometallurgical ferroalloy products.....	10	1712	12/17	208.555	208.938	201.118	199.699	189.534
Electrometallurgical ferroalloy products.....	10	171201	12/17	208.555	208.938	201.118	199.699	189.534
Nonferrous metals.....	10	2		376.168	359.657	349.833	326.785	331.175
Nonferrous metal ores.....	10	21	12/83	596.047	574.139	564.716	510.176	528.828
Other metal ores.....	10	2112	12/03	2,700.302	2,821.037	—	—	—
Other metal ores.....	10	211201	12/03	2,700.302	2,821.037	—	—	—
Primary nonferrous metals.....	10	22		297.091	265.521	260.087	235.048	238.776
Primary nonferrous metals.....	10	2201		304.417	272.069	266.501	240.844	244.664
Copper cathode and refined copper.....	10	220131	12/96	244.839	233.458	233.185	220.260	—
Other nonferrous metals, unalloyed.....	10	220181	06/88	452.450	410.571	401.908	355.015	352.923
Nonferrous scrap.....	10	23		607.695	551.178	519.793	468.423	492.070
Copper base scrap.....	10	2301		696.886	645.087	627.662	532.319	550.329
No. 1 copper scrap, including wire.....	10	230101	12/86	599.285	542.023	524.899	434.016	447.803
No. 2 copper scrap, including wire.....	10	230102	12/86	981.374	881.538	845.582	690.677	713.351
Yellow brass scrap.....	10	230103	12/86	783.122	739.014	719.471	553.021	599.552
Other copper and brass scrap.....	10	230104	12/86	658.132	652.610	649.467	646.800	649.332
Aluminum base scrap.....	10	2302		357.652	324.600	318.379	237.371	256.802
Used beverage can scrap.....	10	230205	12/86	331.982	282.781	248.219	208.415	212.191
Other old aluminum base scrap.....	10	230206	12/86	233.426	218.590	202.081	177.897	170.603
Other nonferrous scrap (including lead, zinc and precious metals).....	10	2303		662.227	590.849	519.638	587.689	609.453
Other nonferrous scrap (including lead, zinc and precious metals).....	10	230309	06/06	283.216	252.689	222.235	251.338	260.646
Secondary nonferrous metals.....	10	24		361.298	349.907	340.537	308.731	320.581
Secondary aluminum.....	10	2402		343.830	343.777	330.633	318.354	309.382
Secondary aluminum.....	10	240229	06/97	213.980	213.946	205.767	198.125	192.541
Secondary copper, alloyed and unalloyed.....	10	2403		754.770	754.799	758.814	729.792	730.712
Secondary copper, alloyed and unalloyed.....	10	240339	06/97	494.578	494.597	497.228	478.211	478.814
Secondary precious metals.....	10	2406		396.947	379.508	366.433	—	—
Secondary precious metals.....	10	240669	06/97	470.672	449.994	434.491	—	—
All other miscellaneous secondary nonferrous metals.....	10	2408	06/11	117.600	106.146	106.248	97.356	98.860
Other miscellaneous secondary nonferrous metals, including lead.....	10	240801	06/11	117.600	106.146	—	—	—
Nonferrous mill shapes.....	10	25		310.447	301.443	290.686	277.083	271.689
Aluminum mill shapes.....	10	2501		287.613	278.639	263.018	250.975	241.183
Aluminum sheet and strip.....	10	250105	12/03	188.787	182.088	170.526	160.511	153.049
Extruded aluminum rod, bar, and other extruded shapes.....	10	250162	12/04	201.042	192.315	178.382	167.794	160.923
Aluminum extruded and drawn pipe and tube.....	10	250163	12/04	149.035	143.088	132.269	123.560	118.120
Copper and brass mill shapes.....	10	2502		644.250	617.893	610.100	550.958	562.246
Copper and copper alloy sheet, strip and plate.....	10	250237	12/03	330.071	306.550	306.317	265.950	275.820
Copper and copper alloy rod, bar and shapes.....	10	250238	12/03	393.339	373.526	376.927	326.164	327.601
Copper and copper alloy pipe and tube.....	10	250239	06/04	384.731	384.081	359.834	362.163	—
Nickel and nickel-base alloy mill shapes.....	10	2504		216.291	220.648	222.103	245.933	236.499
Nickel and nickel-base alloy mill shapes.....	10	250466	12/03	157.159	160.325	161.382	178.698	171.843
Titanium and titanium-base alloy mill shapes.....	10	2505		179.953	180.747	183.287	196.048	196.048
Titanium and titanium-base alloy mill shapes.....	10	250505	12/03	160.076	160.782	163.042	174.393	174.393
Other nonferrous mill shapes.....	10	2519		260.136	259.044	258.201	254.931	252.907
All other nonferrous metal mill shapes, except precious metal.....	10	251935	12/03	244.193	242.647	241.453	242.924	240.057

See footnotes at end of table.

Table 9. Producer price indexes for commodity and service groupings and individual items, not seasonally adjusted — Continued
 [August 2022, Index base 1982=100, unless otherwise indicated]

Title	Commodity code		Other index base	Unadjusted index ¹				
	Group code	Item code		Apr. 2022	May 2022 ^P	June 2022 ^P	July 2022 ^P	Aug. 2022 ^P
Nonferrous wire and cable.....	10	26		366.524	365.298	360.613	349.949	350.294
Nonferrous wire and cable.....	10	2603	12/82	375.960	374.703	369.897	358.959	359.313
Electronic wire and cable.....	10	260301	12/82	321.520	318.362	318.829	305.727	296.943
Copper wire and cable.....	10	260314	12/86	425.859	419.840	405.216	386.830	381.682
Power wire and cable.....	10	260332	06/04	336.159	344.908	345.719	349.445	357.227
Fiber optic cable.....	10	260333	12/88	60.719	62.460	62.460	62.460	62.460
Other wire and cable.....	10	260398	06/04	209.187	207.719	209.307	212.530	208.938
Nonferrous forge shop products.....	10	27	12/83	196.561	197.931	204.369	205.242	207.298
Nonferrous forge shop products.....	10	2701	12/83	196.561	197.931	204.369	205.242	207.298
Nonferrous forge shop products.....	10	270111	12/83	197.496	198.873	205.341	206.219	208.284
Hot impression die, impact, press and upset aluminum and other nonferrous forgings.....	10	2701111	12/07	116.280	117.150	121.239	121.793	123.098
Hot impression die, impact, press and upset aluminum and aluminum alloy forgings.....	10	27011111	12/07	135.200	137.066	137.835	139.023	138.944
Hot impression die, impact, press and upset titanium and titanium alloy forgings.....	10	27011112	12/07	95.292	95.292	104.463	104.463	104.521
Other nonferrous hot impression die impact, press, and upset forgings.....	10	27011113	12/07	113.414	113.414	113.414	113.414	123.749
Nonferrous foundry shop products.....	10	28		263.840	265.832	265.932	266.806	266.260
Aluminum castings.....	10	2802		221.333	223.638	223.991	225.945	225.334
Aluminum die-castings.....	10	280207	06/83	192.040	194.341	194.616	195.341	194.479
Aluminum castings, excluding die-castings.....	10	280208	05/18	119.820	120.680	120.911	123.215	123.312
Castings, nonferrous (except aluminum).....	10	2807	12/11	136.827	137.168	136.928	136.050	135.933
Castings, nonferrous (except aluminum).....	10	280701	12/11	136.827	137.168	136.928	136.050	135.933
Nonferrous die-castings (except aluminum).....	10	2807011	12/11	140.243	141.715	141.576	142.170	140.253
Copper base castings (excluding die-castings).....	10	2807013	12/11	134.900	133.905	133.397	130.052	129.266
Metal containers.....	10	3		234.241	236.074	239.219	235.959	236.334
Metal cans and can components.....	10	31		208.308	211.501	214.919	211.072	211.072
Steel cans and tinware end products.....	10	3102		302.040	304.033	318.601	318.601	318.601
Steel cans and tinware end products.....	10	310231	12/01	236.765	238.328	249.747	249.747	249.747
Aluminum cans and can components.....	10	3103		154.662	157.785	157.785	153.456	153.456
Aluminum cans and can components.....	10	310331	12/01	182.464	186.150	186.150	181.041	181.041
Barrels, drums, pails and other metal containers.....	10	32		473.494	465.174	466.954	467.349	470.563
Barrels, drums, pails and other metal containers.....	10	3201		473.494	465.174	466.954	467.349	470.563
Steel shipping barrels and drums (excl. beer barrels) (more than 12-gallon capacity).....	10	320106	12/11	193.917	185.878	186.160	186.655	190.617
All other metal containers.....	10	320107	12/11	187.420	187.534	188.643	188.648	188.648
Hardware.....	10	4		274.062	274.955	275.508	278.834	281.345
Hardware, n.e.c.....	10	41		277.642	278.518	278.639	282.871	286.514
Builders' hardware.....	10	4101		321.523	321.534	321.805	332.385	340.043
Builders' hardware (lock units, key blanks, door & window hardware, cabinet hardware, etc.).....	10	410104	06/07	162.028	162.033	162.170	167.501	171.361
Transportation equipment hardware.....	10	4103		193.831	193.831	193.831	193.222	194.090
Motor vehicle hardware.....	10	410311	06/85	163.121	163.121	163.121	161.712	161.712
Other transportation equipment hardware, incl. marine & aircraft (excl. motor vehicle hardware).....	10	410341	06/85	561.083	561.083	561.083	568.572	578.627
Furniture hardware.....	10	4104		319.516	333.236	333.236	332.050	332.050
Furniture hardware.....	10	410411	06/85	285.447	297.704	297.704	296.644	296.644
Other miscellaneous hardware.....	10	4105	06/85	464.257	463.738	463.843	466.342	467.055
Other miscellaneous hardware.....	10	410502	12/03	328.472	328.105	328.179	329.947	330.452
Hand and edge tools.....	10	42		274.893	275.840	277.166	278.989	279.576
Hand and edge tools.....	10	4201		274.893	275.840	277.166	278.989	279.576
Mechanics hand service tools.....	10	420135	06/06	139.084	138.939	139.711	141.614	142.324
Edge tools, hand operated.....	10	420145	06/06	160.785	160.785	161.700	161.700	161.700
All other misc handtools, including cutting dies, machine & power-driven (except metal cutting).....	10	420155	06/06	143.743	143.824	144.728	145.219	145.219
All other handtools, n.e.c.....	10	4201554	12/11	133.681	133.783	133.806	134.430	134.430
Saw blades and handsaws.....	10	420168	12/03	132.316	135.225	135.225	135.225	135.225
Plumbing fixtures and fittings.....	10	5		326.605	327.282	328.078	328.793	329.725
Plumbing fixture fittings and trim.....	10	54		381.452	382.890	384.008	386.494	386.700
Plumbing fixtures, fittings, and trim.....	10	5402		381.293	382.729	383.847	386.332	386.538
Lavatory and sink fittings.....	10	540218	06/98	191.470	192.282	192.282	192.699	196.321
Miscellaneous plumbing fixtures, fittings, and trim.....	10	540223	06/83	393.623	393.623	397.041	403.737	396.535
Enameled iron & metal sanitary ware.....	10	56	12/86	289.228	288.620	289.228	286.354	289.614
Enameled iron and metal sanitary ware.....	10	5601	12/86	289.228	288.620	289.228	286.354	289.614
Enameled iron and metal sanitary ware.....	10	560102	12/03	206.400	205.966	206.400	204.350	206.676
Heating equipment.....	10	6		357.987	361.745	362.972	364.897	366.366

See footnotes at end of table.

Table 9. Producer price indexes for commodity and service groupings and individual items, not seasonally adjusted — Continued
 [August 2022, Index base 1982=100, unless otherwise indicated]

Title	Commodity code		Other index base	Unadjusted index ¹				
	Group code	Item code		Apr. 2022	May 2022 ^P	June 2022 ^P	July 2022 ^P	Aug. 2022 ^P
Steam and hot water equipment.....	10	61		380.114	380.114	380.114	383.153	390.663
Steam and hot water equipment.....	10	6101		380.114	380.114	380.114	383.153	390.663
Cast iron heating boilers, radiators and convectors.....	10	610106	06/99	261.068	261.068	261.068	263.554	269.855
Furnaces and heaters, including parts.....	10	62		270.776	279.578	279.778	279.458	280.556
Furnaces and heaters, including parts.....	10	6201		270.776	279.578	279.778	279.458	280.556
Furnaces and heaters, including parts.....	10	620146	12/03	178.981	184.799	184.931	184.720	185.446
Warm air furnaces, including parts.....	10	6201461	12/09	157.919	163.984	163.776	163.110	163.110
Warm air furnaces.....	10	62014611	12/09	160.230	166.943	166.430	165.693	165.693
Floor and wall furnaces, unit heaters, infrared heaters, & mechanical stokers, including parts.....	10	6201462	12/09	138.962	139.381	140.911	142.858	146.239
Other heating equipment, non-electric, including parts.....	10	63		322.628	323.495	327.632	333.052	333.676
Other heating equipment, non-electric, including parts.....	10	6301		322.628	323.495	327.632	333.052	333.676
Other heating equipment, non-electric, including parts.....	10	630161	06/99	200.263	200.801	203.369	206.733	207.121
Domestic heating stoves.....	10	64		250.640	250.640	250.640	252.894	252.894
Domestic heating stoves.....	10	6401		250.640	250.640	250.640	252.894	252.894
Domestic heating stoves.....	10	640141	06/99	197.358	197.358	197.358	199.133	199.133
Domestic water heaters.....	10	66		567.547	567.547	567.547	567.547	567.547
Domestic water heaters.....	10	6601		567.547	567.547	567.547	567.547	567.547
Household water heaters, electric, for permanent installation.....	10	660101		563.918	563.918	563.918	563.918	563.918
Household water heaters, except electric.....	10	660114	12/00	344.611	344.611	344.611	344.611	344.611
Fabricated structural metal products.....	10	7		367.465	372.761	375.189	374.229	374.172
Metal doors, sash, and trim.....	10	71		416.137	425.909	427.609	428.674	429.281
Metal doors and frames (except storm).....	10	7102	06/83	389.428	397.651	400.234	401.498	401.681
Metal doors and frames (except storm).....	10	710209	06/07	202.025	206.291	207.631	208.287	208.382
Metal windows (except storm sash).....	10	7103	06/83	379.451	398.739	398.821	400.189	402.483
Metal windows (except storm sash).....	10	710313	06/97	259.055	272.223	272.279	273.213	274.779
Metal molding and trim and store fronts.....	10	7104	06/83	1,141.486	1,149.848	1,150.964	1,150.766	1,150.711
Metal molding and trim and store fronts.....	10	710413	06/83	1,141.486	1,149.848	1,150.964	1,150.766	1,150.711
Metal combination screen, storm sash, and storm doors.....	10	7105	06/83	228.111	228.111	228.111	228.111	228.111
Metal combination screen, storm sash, and storm doors.....	10	710515	06/83	228.111	228.111	228.111	228.111	228.111
Metal window and door screens (except combination screens) and metal weather strip.....	10	7107	05/16	153.191	153.797	153.972	153.972	153.972
Metal window and door screens (except combination screens) and metal weather strip.....	10	710717	05/16	153.191	153.797	153.972	153.972	153.972
Metal tanks.....	10	72		303.971	311.427	313.971	315.925	316.571
Metal tanks.....	10	7201		303.971	311.427	313.971	315.925	316.571
Metal tanks, heavy gauge, including field-erected.....	10	720123		303.971	311.427	313.971	315.925	316.571
Sheet metal products.....	10	73		309.105	314.176	317.345	319.735	323.317
Sheet metal products.....	10	7301		309.105	314.176	317.345	319.735	323.317
Sheet metal air-conditioning ducts and stove pipe.....	10	730120	12/03	281.203	287.823	288.968	288.968	288.968
Sheet metal roofing and roof drainage equipment.....	10	730170	12/03	239.965	241.157	251.443	248.044	246.772
Sheet metal electronic enclosures.....	10	7301C	06/11	132.759	137.262	137.522	141.174	140.610
Steel sheet metal computer & peripheral equipment enclosures.....	10	7301C1	06/11	120.925	122.002	122.092	121.939	121.402
Aluminum sheet metal computer & peripheral equipment enclosures.....	10	7301C2	06/11	155.269	168.784	168.799	170.407	168.467
Other sheet metal electronic enclosures (excl. computers).....	10	7301C3	06/11	129.698	132.828	133.290	140.126	140.089
Other sheet metal work.....	10	7301G	06/11	130.563	132.095	133.558	136.860	136.899
Aluminum and other sheet metal work.....	10	7301G3	06/11	127.038	129.317	130.868	131.660	131.580
Structural, architectural, and pre-engineered metal products.....	10	74		380.506	384.349	388.135	384.450	381.818
Fabricated structural metal.....	10	7405		375.396	378.841	380.761	375.758	372.788
Fabricated structural metal bar joists and concrete reinforcing bars.....	10	74051		373.603	374.857	377.542	371.276	363.560
Fabricated structural iron & steel for industrial bldgs metal bar joists, short span.....	10	740510	06/11	182.239	183.655	183.140	183.317	183.758
Fabricated structural iron & steel for commercial, residential, institutional, & public bldgs.....	10	740514	06/11	216.372	216.918	218.880	214.529	209.123
Other fabricated structural metal, including for bridges.....	10	74055	06/82	367.570	374.288	374.979	372.060	376.477
Fabricated structural metal for bridges.....	10	740553	12/07	172.293	170.727	163.768	158.114	168.022
Other fabricated structural iron and steel, aluminum, and other metals.....	10	740554	12/07	172.452	176.372	177.880	177.208	178.005
Custom roll form products.....	10	7407		284.259	288.886	290.362	290.019	290.313
Custom roll form products.....	10	740775	06/90	268.371	272.740	274.133	273.810	274.087
Ornamental and architectural metal work.....	10	7408		514.983	523.313	528.056	532.447	533.207
Iron, steel, and aluminum stairs, staircases and fire escapes.....	10	740803	12/83	586.699	587.001	587.095	587.095	587.095
Steel and aluminum fences, gates (not wire), and railings and window guards.....	10	740813	12/97	286.589	287.076	287.751	292.902	293.391
Open metal flooring, grating and studs.....	10	740814	12/97	292.074	292.074	292.074	-	-
Other architectural and ornamental metal work.....	10	74082	12/97	293.423	310.750	320.449	320.449	321.677
Other aluminum and metal architectural and ornamental work.....	10	740821	12/08	198.978	203.627	204.614	204.614	206.938
Other iron and steel architectural and ornamental work.....	10	740822	12/08	184.303	199.228	208.421	208.421	208.421

See footnotes at end of table.

Table 9. Producer price indexes for commodity and service groupings and individual items, not seasonally adjusted — Continued
 [August 2022, Index base 1982=100, unless otherwise indicated]

Title	Commodity code		Other index base	Unadjusted index ¹				
	Group code	Item code		Apr. 2022	May 2022 ^P	June 2022 ^P	July 2022 ^P	Aug. 2022 ^P
Metal stalls and corrals.....	10	740824	05/17	171.473	171.473	171.473	—	—
Fabricated metal pipe, tube, and fittings.....	10	7411	12/11	142.237	142.194	147.405	143.805	140.693
Fabricated metal pipe, tube, and fittings.....	10	741151	12/11	142.237	142.194	147.405	143.805	140.693
Heat exchangers and steam condensers.....	10	75		392.996	394.092	399.455	402.575	403.186
Heat exchangers, steam condensers, and steel power boilers.....	10	7501		392.679	393.774	399.133	402.249	402.861
Heat exchangers and steam condensers (except for nuclear applications).....	10	750103		392.642	393.899	395.924	400.247	400.941
Steel power boilers, incl. parts and attachments (excl. nuclear applications).....	10	750106	05/22	—	—	103.874	—	—
Fabricated steel plate.....	10	76		334.253	333.963	333.963	335.299	334.984
Fabricated steel plate.....	10	7601		334.253	333.963	333.963	335.299	334.984
Fabricated steel plate.....	10	760102	12/01	228.163	227.965	227.965	228.878	228.663
Prefabricated metal buildings.....	10	79		535.013	556.245	542.193	535.904	542.851
Prefabricated metal building systems (excl. farm service bldgs, residential bldgs, and parts).....	10	7901		551.711	565.057	564.322	555.798	553.293
Prefabricated metal building systems (excl. farm service bldgs, residential bldgs, and parts).....	10	790101	12/97	400.809	410.506	409.972	403.779	401.959
Industrial & commercial prefab metal building systems (excl farm svc bldgs, residential, parts).....	10	7901012	12/07	264.534	271.339	270.964	266.609	265.330
Farm service buildings and other prefabricated and portable buildings, steel and aluminum.....	10	7902		482.392	495.861	495.296	488.318	486.361
Farm service buildings and other prefabricated and portable buildings, steel and aluminum.....	10	790201	12/97	327.524	336.669	336.286	331.548	330.220
Panels, parts, and sections for prefabricated buildings, steel and aluminum.....	10	7903		446.628	501.436	426.574	430.187	480.066
Panels, parts, and sections for prefabricated buildings, steel and aluminum.....	10	790354		446.628	501.436	426.574	430.187	480.066
Miscellaneous metal products.....	10	8		214.216	216.841	218.059	219.040	219.059
Bolts, nuts, screws, rivets, and washers.....	10	81		272.544	283.640	285.200	289.384	288.262
Externally threaded fasteners, except aircraft types.....	10	8102	06/82	246.116	254.275	257.472	264.445	261.928
Hex bolts, including heavy, tap-and-joint.....	10	810206	06/82	199.311	199.857	200.643	205.472	205.379
Cap, set, machine, lag, flange, and self-locking screws, except aircraft types.....	10	810231		304.149	314.052	315.739	321.029	317.835
Other metal bolts, incl. square, round, plow, high-strength structural, and bent.....	10	810262	12/99	256.036	269.359	269.359	273.359	273.359
Other externally threaded metal fasteners, including studs, except aircraft types.....	10	810263	12/99	173.896	181.619	186.950	195.158	—
Internally threaded fasteners, except aircraft types.....	10	8103	06/82	144.139	144.311	144.444	146.698	147.233
Internally threaded fasteners, except aircraft types.....	10	810312	06/82	144.139	144.311	144.444	146.698	147.233
Nonthreaded metal fasteners, except aircraft types.....	10	8104	06/82	251.576	253.881	253.205	257.467	257.876
Nonthreaded metal fasteners, except aircraft types.....	10	810424	06/82	251.576	253.881	253.205	257.467	257.876
Aircraft fasteners, except plastics (including aerospace).....	10	8105	06/82	478.339	520.413	520.413	520.413	520.413
Aircraft fasteners, except plastics (including aerospace).....	10	810536	06/82	478.339	520.413	520.413	520.413	520.413
Formed products, except fasteners, made by cold-, warm-, or hot-heading processes.....	10	8106	06/82	252.602	252.602	252.602	252.602	252.602
Formed products, except fasteners, made by cold-, warm-, or hot-heading processes.....	10	810648	06/82	252.602	252.602	252.602	252.602	252.602
Lighting fixtures.....	10	83		212.196	212.364	213.712	214.252	214.803
Residential electric lighting fixtures, except portable.....	10	8302		252.338	254.741	256.657	257.353	257.353
Residential electric lighting fixtures, except portable.....	10	830225	06/98	174.953	176.619	177.947	178.429	178.429
Commercial, institutional and industrial electric lighting fixtures.....	10	8303		229.914	229.931	231.977	233.019	233.056
Commercial and institutional electric lighting fixtures, including parts and accessories.....	10	830302	12/04	153.925	153.939	155.704	156.603	156.635
Industrial electric lighting fixtures, including parts and accessories.....	10	830304	12/04	178.391	178.391	178.391	178.391	178.391
Other lighting equipment.....	10	8305		197.772	197.772	198.345	198.345	199.566
Outdoor lighting equipment (including parts and accessories).....	10	830522	06/85	202.149	202.149	202.149	202.149	204.235
All other miscellaneous electric and nonelectric lighting equipment, incl parts and accessories.....	10	830524	06/85	124.883	124.883	125.785	125.785	125.785
Ammunition, except for small arms.....	10	85	12/85	225.127	225.127	225.127	226.231	236.065
Ammunition, except for small arms.....	10	8501	12/85	225.127	225.127	225.127	226.231	236.065
Ammunition, except for small arms.....	10	850101	12/85	225.127	225.127	225.127	226.231	236.065
Ordnance and ordnance accessories, n.e.c.....	10	86	12/85	212.131	212.131	212.131	224.198	224.198
Ordnance and ordnance accessories, n.e.c.....	10	8601	12/85	212.131	212.131	212.131	224.198	224.198
Ordnance and ordnance accessories, n.e.c.....	10	860101	12/85	212.131	212.131	212.131	224.198	224.198
Fabricated ferrous wire products.....	10	88	06/82	363.594	366.494	369.083	370.670	371.710
Ferrous wire rope, cable, forms and strand.....	10	8801	06/82	358.776	368.133	374.159	372.995	372.995
Ferrous wire rope, cable, forms and strand.....	10	880101	06/82	358.776	368.133	374.159	372.995	372.995
Ferrous wire cloth, other woven wire products.....	10	8807	06/82	212.960	211.311	210.577	211.535	212.448
Ferrous wire cloth, other woven wire products.....	10	880701	06/82	212.960	211.311	210.577	211.535	212.448
Other fabricated ferrous wire products.....	10	8809	06/82	353.084	352.748	353.605	356.796	358.504

See footnotes at end of table.

Table 9. Producer price indexes for commodity and service groupings and individual items, not seasonally adjusted — Continued
 [August 2022, Index base 1982=100, unless otherwise indicated]

Title	Commodity code		Other index base	Unadjusted index ¹				
	Group code	Item code		Apr. 2022	May 2022 ^P	June 2022 ^P	July 2022 ^P	Aug. 2022 ^P
Steel fencing and fence gates.....	10	880993	06/09	160.764	160.764	158.855	159.112	159.626
Other fabricated ferrous wire products, n.e.c.....	10	880996	12/11	163.000	162.807	163.782	165.556	166.411
Steel nails, staples, tacks, spikes and brads.....	10	8812	06/09	258.370	262.087	264.665	265.482	265.212
Steel nails, staples, tacks, spikes and brads.....	10	881201	06/09	258.370	262.087	264.665	265.482	265.212
Other miscellaneous metal products.....	10	89		195.649	197.751	198.854	199.402	199.187
Wire springs.....	10	8904		273.908	273.893	319.076	329.055	329.017
Precision mechanical wire springs.....	10	890424		247.310	247.280	247.704	268.611	268.530
Precision mechanical extension- and torsion-type wire springs.....	10	8904241	12/09	145.038	145.038	145.271	153.663	153.663
Precision mechanical compression-type springs.....	10	8904242	12/09	140.077	140.052	140.299	153.726	153.661
Other metal products.....	10	8905		178.632	180.860	181.730	182.119	181.598
Automotive job stampings.....	10	890507		123.507	125.282	124.952	125.323	124.650
Precision turned products, automotive.....	10	890521	12/83	155.893	155.893	155.893	155.893	155.893
Precision turned products, except automotive.....	10	890522	12/83	233.930	240.121	241.463	243.129	245.497
Metal powders, paste, and flake.....	10	890564	06/85	240.668	240.679	240.722	240.722	235.730
Powder metallurgy parts, except bearings, gears, etc.....	10	890571	12/91	136.341	136.429	136.597	137.904	—
Other fabricated metal products.....	10	890589	06/85	242.930	244.062	249.289	248.312	246.750
Metal stampings n.e.c.....	10	8907	06/84	255.422	257.145	247.901	247.661	249.532
Metal job stampings, except automotive.....	10	890701		292.066	294.507	283.684	283.343	285.995
Recreational vehicle metal job stamping.....	10	8907011	12/10	199.869	199.869	168.277	168.277	—
Motor and generator metal job stamping.....	10	8907012	12/10	124.707	124.707	124.707	124.707	124.707
Other metal job stampings.....	10	8907013	12/10	137.317	139.163	139.295	139.432	140.993
Metal foil and leaf.....	10	8908	12/84	180.946	181.719	186.836	186.892	186.892
Flexible packaging foil.....	10	890811	12/84	161.403	162.092	166.656	166.706	166.706
Heavy gauge springs.....	10	8909	06/04	215.286	215.349	219.439	218.986	220.951
Hot formed steel springs, except wire.....	10	890912	06/04	201.594	201.594	209.393	209.393	212.882
Cold formed steel springs, except wire.....	10	890913	06/04	230.067	230.197	230.248	229.303	229.608
Machinery and equipment.....	11	—		162.726	164.084	165.402	166.369	167.126
Agricultural machinery and equipment.....	11	1		295.940	297.282	302.512	303.035	305.310
Agricultural machinery and equipment.....	11	14	12/02	185.269	186.109	189.384	189.711	191.135
Commercial turf and grounds care equipment, including parts and attachments.....	11	1401	12/02	155.613	155.534	155.789	155.789	159.415
Commercial turf and grounds care equipment, including parts and attachments.....	11	140111	12/02	155.613	155.534	155.789	155.789	159.415
Farm plows, harrows, rollers, pulverizers, etc., and attachments.....	11	1402	12/02	244.561	244.561	268.136	268.136	274.834
Farm plows, harrows, rollers, pulverizers, etc., and attachments.....	11	140211	12/02	244.561	244.561	268.136	268.136	274.834
Farm dairy equipment, sprayers and dusters, farm blowers, and attachments.....	11	1404	12/02	163.762	166.069	168.145	174.119	174.233
Farm dairy equipment, sprayers and dusters, farm blowers, and attachments.....	11	140411	12/02	163.762	166.069	168.145	174.119	174.233
Planting, seeding, and fertilizing machinery and attachments.....	11	1405	12/02	193.016	200.180	200.216	184.182	184.440
Planting, seeding, and fertilizing machinery and attachments.....	11	140511	12/02	193.016	200.180	200.216	184.182	184.440
Harvesting machinery (except hay and straw) and attachments.....	11	1406	12/82	297.224	296.895	309.528	312.432	312.432
Harvesting machinery (except hay and straw) and attachments.....	11	140611	12/82	297.224	296.895	309.528	312.432	312.432
Haying machinery and attachments.....	11	1407	12/82	301.203	301.203	301.203	301.203	301.203
Haying machinery and attachments.....	11	140711	12/82	301.203	301.203	301.203	301.203	301.203
All other farm machinery and equipment, excluding parts, including attachments.....	11	1408	12/02	236.710	236.166	236.023	237.714	241.404
All other farm machinery and equipment, excluding parts, including attachments.....	11	140811	12/02	236.710	236.166	236.023	237.714	241.404
Parts for farm machinery, for sale separately.....	11	1409	12/02	177.655	178.670	177.376	179.920	181.256
Parts for farm machinery, for sale separately.....	11	140911	12/02	177.655	178.670	177.376	179.920	181.256
Construction machinery and equipment.....	11	2		270.673	271.423	274.197	275.220	282.375
Tractors and attachments, ex. parts.....	11	2A	12/99	175.227	175.472	176.519	176.522	182.556
Construction machinery for mounting (excluding parts, winches, snow clearing attachments).....	11	2A03	12/99	165.377	165.377	165.419	165.419	171.427
Construction machinery for mounting (excluding parts, winches, snow clearing attachments).....	11	2A0302	12/99	165.377	165.377	165.419	165.419	171.427
Tractor shovel loaders (skid steer, wheel, crawler, and integral design backhoes).....	11	2A04		255.991	255.991	256.166	256.178	269.201
Tractor shovel loaders (skid steer, wheel, crawler, and integral design backhoes).....	11	2A0406	06/86	244.140	244.140	244.306	244.318	256.738
Construction wheel and crawler tractors, dozers, self-propelled log skidders, etc.....	11	2A05	12/03	166.378	166.801	168.525	168.525	172.326
Construction wheel and crawler tractors, dozers, self-propelled log skidders, etc.....	11	2A0501	12/03	166.378	166.801	168.525	168.525	172.326
Power cranes, draglines, & shovels (excavators) (incl. surface mining equipment) (excl. parts).....	11	2B	12/99	169.955	170.779	170.866	171.765	180.296
Power cranes, draglines, & shovels (excavators) (incl. surface mining equip.) (excluding parts).....	11	2B05	12/99	169.955	170.779	170.866	171.765	180.296
Power cranes, draglines, & shovels (excavators) (incl. surface mining equip.) (excluding parts).....	11	2B0504	12/99	169.955	170.779	170.866	171.765	180.296

See footnotes at end of table.

Table 9. Producer price indexes for commodity and service groupings and individual items, not seasonally adjusted — Continued
 [August 2022, Index base 1982=100, unless otherwise indicated]

Title	Commodity code		Other index base	Unadjusted index ¹				
	Group code	Item code		Apr. 2022	May 2022 ^P	June 2022 ^P	July 2022 ^P	Aug. 2022 ^P
Mixers, pavers, and related equipment (excluding parts).....	11	2C		271.459	279.709	279.903	279.943	292.538
Mixers, pavers, and related equipment (excluding parts).....	11	2C01		271.459	279.709	279.903	279.943	292.538
Mixers, pavers, and related equipment (excluding parts).....	11	2C0109	12/99	194.922	200.846	200.985	201.014	210.058
Off-highway, equipment, ex. parts.....	11	2D	12/99	188.412	188.412	188.412	189.651	197.207
Off-highway trucks, haulers, truck-type tractor chassis, trailers, etc. (excluding parts).....	11	2D02	12/03	170.702	170.702	170.702	173.624	176.013
Off-highway trucks, haulers, truck-type tractor chassis, trailers, etc. (excluding parts).....	11	2D0201	12/03	170.702	170.702	170.702	173.624	176.013
Graders, rollers & compactors, rough-terrain forklifts, scrapers, trenchers, etc. (excl. parts).....	11	2D03	12/03	186.214	186.214	186.214	186.214	196.714
Graders, rollers & compactors, rough-terrain forklifts, scrapers, trenchers, etc. (excl. parts).....	11	2D0301	12/03	186.214	186.214	186.214	186.214	196.714
Misc. construction machinery and equipment.....	11	2J	12/05	168.802	168.802	172.287	173.334	173.610
Winches, aerial work platforms, and automotive wrecker hoists, including parts and attachments.....	11	2J01	12/05	173.057	173.057	179.931	179.931	180.475
Winches, aerial work platforms, and automotive wrecker hoists, including parts and attachments.....	11	2J0101	12/03	217.984	217.984	226.644	226.644	227.328
Other construction machinery and equipment (excluding parts).....	11	2J03	12/03	185.330	185.330	185.330	187.722	187.722
Other construction machinery and equipment (excluding parts).....	11	2J0301	12/03	185.330	185.330	185.330	187.722	187.722
Parts for construction machinery and equipment, sold separately.....	11	2K	12/99	174.228	175.255	179.825	180.250	181.335
Parts for construction machinery and equipment, sold separately.....	11	2K01	12/99	174.228	175.255	179.825	180.250	181.335
Parts for cranes, draglines, and shovels (including surface mining equipment) (sold separately).....	11	2K0101	12/11	137.149	138.971	138.971	139.528	139.528
Parts for off-highway wheel tractors and shovel loaders (sold separately).....	11	2K0102	12/11	116.900	116.900	121.202	121.248	121.248
Parts for other construction machinery (sold separately).....	11	2K0103	12/11	128.648	129.113	133.931	134.211	135.696
Metalworking machinery and equipment.....	11	3		223.473	225.308	227.272	227.623	228.264
Power-driven handtools, including parts and attachments.....	11	32		212.903	213.024	213.026	213.062	213.062
Power-driven handtools, including parts and attachments.....	11	3211	12/04	145.022	145.104	145.106	145.130	145.130
Power-driven handtools, including parts and attachments.....	11	321101	12/04	145.022	145.104	145.106	145.130	145.130
Power-driven handtools, pneumatic, hydraulic, and powder-actuated.....	11	3211011	06/11	146.741	146.768	146.771	146.826	146.826
Power-driven handtools, electric (except battery powered), including parts.....	11	3211014	06/11	136.044	136.248	136.248	136.248	136.248
Welding machines and equipment.....	11	33		374.822	376.213	384.873	386.465	389.117
Arc welding machines, components, and accessories, excluding electrodes and stud welding equip.....	11	3301		398.058	399.231	411.410	411.410	418.152
Arc welding machines, components, and accessories, excluding electrodes and stud welding equip.....	11	330175	12/97	261.530	262.300	270.302	270.302	274.731
Resistance welders, components, accessories, and electrodes.....	11	3302		278.130	278.130	291.551	291.551	291.551
Resistance welders, components, accessories, and electrodes.....	11	330276	12/84	257.748	257.748	270.185	270.185	270.185
Gas welding and cutting equipment, parts, attachments, and accessories.....	11	3304		252.120	258.993	259.825	259.825	259.825
Gas welding and cutting equipment, parts, attachments, and accessories.....	11	330461	06/83	247.974	254.734	255.553	255.553	255.553
Other welding equipment, components, and accessories (excluding arc, resistance, and gas).....	11	3306	12/00	144.969	144.969	148.271	152.431	152.431
Other welding equipment, components, and accessories (excluding arc, resistance, and gas).....	11	330629	12/00	144.969	144.969	148.271	152.431	152.431
Industrial process furnaces and ovens.....	11	34		253.889	260.620	261.899	262.840	263.709
Industrial process furnaces and ovens, except parts and attachments.....	11	3407	12/04	156.775	160.202	161.261	161.261	161.983
Industrial process furnaces and ovens, except parts and attachments.....	11	340711	12/04	156.775	160.202	161.261	161.261	161.983
Parts and attachments for industrial process furnaces and ovens.....	11	3409	06/11	133.750	139.087	139.101	141.024	141.024
Parts and attachments for industrial process furnaces and ovens.....	11	340901	06/11	133.750	139.087	139.101	141.024	141.024
Cutting tools and accessories.....	11	35		212.423	212.590	214.362	215.002	216.018
Small cutting tools.....	11	3501		200.594	200.610	201.279	201.716	202.716
End mills and milling cutters.....	11	350144	12/11	114.252	114.311	115.127	115.680	115.919
Threading tools, including blanks, tips and inserts.....	11	350145	12/11	120.347	120.347	120.347	120.583	118.005
Carbon and high-speed steel, shank, solid, tipped carbide twist drills.....	11	350146	12/11	119.729	119.729	120.300	122.320	123.492
Taps, carbide indexable, and throwaway inserts for machine tools.....	11	350147	12/11	127.810	127.810	129.247	129.280	129.963
Other cutting tools for machine tools, excluding tips and blanks.....	11	350149	12/11	114.905	114.905	115.071	115.014	115.945
Other machine tool attachments and accessories.....	11	3505	06/83	244.363	245.589	245.589	248.017	250.043
Other machine tool attachments and accessories.....	11	350501	06/83	244.363	245.589	245.589	248.017	250.043
Abrasive products.....	11	36		245.280	252.083	258.930	258.529	257.060
Nonmetallic sized grains, powders, and flour abrasives (incl. graded only).....	11	3601		170.116	170.116	190.429	190.429	190.429
Nonmetallic sized grains, powders, and flour abrasives (incl. graded only).....	11	360105	06/87	219.010	219.010	245.160	245.160	245.160
Nonmetallic abrasive products (including diamond abrasives).....	11	3603		223.897	233.430	234.869	236.864	237.283
Nonmetallic abrasive products (including diamond abrasives).....	11	360311	06/87	204.961	213.687	215.005	216.831	217.215

See footnotes at end of table.

Table 9. Producer price indexes for commodity and service groupings and individual items, not seasonally adjusted — Continued
 [August 2022, Index base 1982=100, unless otherwise indicated]

Title	Commodity code		Other index base	Unadjusted index ¹				
	Group code	Item code		Apr. 2022	May 2022 ^P	June 2022 ^P	July 2022 ^P	Aug. 2022 ^P
Nonmetallic coated abrasive products and buffing wheels, polishing wheels, and laps.....	11	3605		289.234	296.952	300.873	300.873	303.585
Nonmetallic coated abrasive products and buffing wheels, polishing wheels, and laps.....	11	360505		214.089	219.802	222.705	222.705	224.712
Metal cutting machine tools.....	11	37		221.608	222.611	223.060	223.078	223.734
Other metal-cutting machine tools.....	11	3720	12/09	121.711	121.803	121.821	121.821	122.332
Other metal-cutting machine tools.....	11	372041	12/09	121.711	121.803	121.821	121.821	122.332
Metal machining centers.....	11	3721	12/09	124.674	124.674	124.674	124.674	124.674
Metal machining centers.....	11	372121	12/09	124.674	124.674	124.674	124.674	124.674
Rebuilt metal-cutting machine tools and parts for metal-cutting machine tools.....	11	3753	12/02	145.466	149.482	149.482	149.482	150.415
Rebuilt metal-cutting machine tools and parts for metal-cutting machine tools.....	11	375311	12/02	145.466	149.482	149.482	149.482	150.415
Metal forming machine tools.....	11	38		252.664	259.558	260.437	260.462	262.968
Metal-forming machine tools (except rebuilt and parts).....	11	3826	12/09	125.619	129.889	130.343	130.358	131.373
Metal punching and shearing (power & manual), and bending and forming machines (power only).....	11	382611		207.987	207.987	207.987	208.040	208.040
Metalworking presses (except forging and die-stamping presses).....	11	382631		263.135	263.135	263.135	263.135	274.628
Other metal-forming machine tools (except presses).....	11	382651		303.132	334.546	337.884	337.884	—
Rebuilt metal-forming machine tools and parts for metal-forming machine tools.....	11	3852	12/02	151.028	151.278	151.727	151.727	154.289
Rebuilt metal-forming machine tools and parts for metal-forming machine tools.....	11	385205	12/02	151.028	151.278	151.727	151.727	154.289
Tools, dies, jigs, fixtures & ind. molds.....	11	39		170.827	171.702	172.286	172.632	173.258
Special tools, dies, jigs, and fixtures.....	11	3901		191.103	192.349	192.698	193.089	193.558
Special tools, dies, jigs, and fixtures.....	11	390135	12/03	125.377	126.195	126.424	126.680	126.988
Jigs and fixtures, including parts.....	11	3901351	06/10	131.122	131.705	132.265	132.265	132.971
Metalworking dies and die sets.....	11	3901353	06/10	114.934	116.124	116.238	116.353	116.542
Standard punches, industrial prototypes, die parts & other special tooling for dies.....	11	3901357	06/10	120.848	121.251	121.251	122.002	122.002
Industrial molds and mold boxes.....	11	3903		144.546	145.014	145.819	146.109	146.871
Industrial injection-type molds made of metal for plastics.....	11	390312	12/09	121.766	122.482	123.524	123.850	125.360
Other industrial molds and mold boxes.....	11	390331	12/09	109.554	109.752	110.185	110.364	110.521
Metalworking machinery n. e. c.....	11	3A	06/83	236.717	236.781	237.421	237.421	237.421
Other metalworking machinery.....	11	3A02	06/83	310.943	311.251	312.913	312.913	312.913
Other metalworking machinery.....	11	3A0201	06/83	310.943	311.251	312.913	312.913	312.913
Rolling mill machinery.....	11	3B	12/87	332.596	—	—	—	—
Rolling mill machinery.....	11	3B01	12/87	332.596	—	—	—	—
Rolling mill machinery.....	11	3B0101	12/87	332.596	—	—	—	—
General purpose machinery and equipment.....	11	4		298.740	302.556	305.791	308.650	310.637
Pumps, compressors, and equipment.....	11	41		312.898	319.089	322.460	326.728	327.767
Industrial pumps, except hydraulic fluid power pumps.....	11	4102		316.318	319.613	322.491	328.417	328.417
Industrial pumps, except hydraulic fluid power pumps.....	11	410212	12/97	201.826	203.928	205.765	209.546	209.546
Parts and attachments for air and gas compressors and vacuum pumps.....	11	4107	06/84	326.372	376.134	376.134	385.170	387.216
Parts and attachments for air and gas compressors, ex. refrigeration, ice making, & a/c.....	11	410701	06/84	326.372	376.134	376.134	385.170	387.216
Measuring and dispensing pumps and parts and attachments.....	11	4109	06/84	280.321	280.321	—	—	—
Measuring and dispensing pumps and parts and attachments.....	11	410906	12/03	191.380	191.380	—	—	—
Domestic water systems.....	11	4113	12/03	200.421	203.310	203.310	203.310	—
Domestic water systems.....	11	411311	12/03	200.421	203.310	203.310	203.310	—
Air and gas compressors and vacuum pumps.....	11	4115	06/05	198.520	201.792	206.939	210.576	212.140
Air and gas compressors and vacuum pumps.....	11	411501	06/05	198.520	201.792	206.939	210.576	212.140
Other pumps, including parts and attachments.....	11	4119	12/83	333.152	336.987	338.326	341.484	341.714
Parts and attachments for pumps.....	11	411911	12/83	390.026	396.612	397.098	398.361	399.196
All other pumps, including domestic sump, oil well, and oil field pumps.....	11	411915	12/97	183.095	184.733	185.711	187.991	187.991
Other pumps, except automotive circulating pumps, and measuring & dispensing pumps.....	11	4119155	12/09	149.372	151.324	151.324	154.459	154.459
Elevators, escalators, and other lifts.....	11	42		198.320	198.375	198.612	198.557	198.701
Elevators and moving stairways.....	11	4201		193.162	193.195	193.496	193.496	193.496
Elevators and moving stairways.....	11	420112	12/03	168.765	168.794	169.057	169.057	169.057
Parts and attachments for elevators and moving stairs (sold separately).....	11	4202		221.035	221.182	221.137	220.843	221.621
Parts and attachments for elevators and moving stairs (sold separately).....	11	420221		221.035	221.182	221.137	220.843	221.621
Fluid power equipment.....	11	43		313.148	315.072	319.464	322.725	324.433
Fluid power pumps and parts.....	11	4301		271.183	274.226	276.432	278.988	278.988
Nonaerospace-type reciprocating fluid power pumps.....	11	430112	12/11	128.856	131.174	133.230	135.208	135.208
Nonaerospace-type rotary and other fluid power pumps.....	11	430113	12/14	105.429	105.429	106.655	106.655	106.655
Nonaerospace-type fluid power motors.....	11	430115	12/11	141.770	145.156	145.156	147.040	147.040

See footnotes at end of table.

Table 9. Producer price indexes for commodity and service groupings and individual items, not seasonally adjusted — Continued
 [August 2022, Index base 1982=100, unless otherwise indicated]

Title	Commodity code		Other index base	Unadjusted index ¹				
	Group code	Item code		Apr. 2022	May 2022 ^P	June 2022 ^P	July 2022 ^P	Aug. 2022 ^P
Parts for fluid power pumps, motors, and hydrostatic transmissions.	11	430119	12/11	127.164	127.164	127.286	128.673	128.673
Fluid power valves.	11	4302		344.008	344.814	344.821	344.825	344.949
Fluid power valves.	11	430201	12/82	335.601	336.388	336.394	336.398	336.519
Nonaerospace type hydraulic directional control valves.	11	4302013	12/07	160.816	160.816	160.834	160.834	160.834
Nonaerospace type pneumatic directional control valves.	11	4302015	12/07	160.649	160.649	160.649	160.669	160.669
Aerospace type fluid power valves.	11	430201A	06/09	151.495	151.495	151.495	151.495	151.495
Fluid power cylinders, actuators, accumulators, cushions, & parts.	11	4303		287.439	290.375	293.379	299.086	303.417
Non-aerospace hydraulic & all aerospace-type fluid power cylinders.	11	430312	06/98	202.205	204.179	206.693	209.920	212.773
Non-aerospace pneumatic fluid power cylinders.	11	430313	06/98	171.268	172.131	172.131	172.131	172.131
Parts for hydraulic & pneumatic cylinders and actuators.	11	430315	06/98	227.085	230.807	232.436	244.974	252.034
Fluid power hose and tube fittings.	11	4304		354.376	354.416	369.199	371.445	371.568
Fluid power hose and tube fittings.	11	430406		354.376	354.416	369.199	371.445	371.568
Nonaerospace type flared (metal) fittings, couplings, and assemblies.	11	4304062	06/09	131.337	131.337	135.752	141.472	141.472
Parts for fluid power valves.	11	4305	06/91	226.851	227.301	229.721	237.092	237.189
Parts for fluid power valves.	11	430501	06/91	226.851	227.301	229.721	237.092	237.189
Industrial material handling equipment.	11	44		274.847	277.458	279.781	281.995	283.509
Conveying equipment, except parts and accessories.	11	4402		268.521	269.961	273.903	277.397	279.374
Unit handling conveyors and conveying systems.	11	440212	06/84	223.072	223.404	226.981	227.605	227.603
Unit handling gravity and trolley conveyors and conveying systems.	11	4402122	06/09	127.259	127.313	127.397	127.485	127.485
All other unit handling conveyors, including tow, belt, roller, pneumatic, portable, etc.	11	4402124	06/09	140.785	141.031	143.801	144.265	144.264
Bulk material handling conveyors and conveying systems.	11	440216	06/84	273.129	275.727	279.341	285.885	290.054
Industrial trucks, trailers, and stackers.	11	4403		266.592	268.140	268.854	269.948	269.989
Industrial trucks, tractors, mobile straddle carriers & cranes, & automatic stacking machines.	11	44035	12/11	147.733	148.619	149.091	149.812	149.839
Work trucks with lifting & handling equipment, riding, electric, self-propelled.	11	440353	06/02	210.772	210.984	211.202	211.481	211.481
Work trucks with lifting & handling equipment, non-riding electric or any non-electric.	11	440356	06/02	179.931	181.658	182.675	184.214	184.281
Work trucks not fitted with lifting & handling equipment, electric or non-electric.	11	440357	06/02	204.114	204.364	204.469	205.659	205.723
Bulk powered material moving equipment, dock boards, and metal pallets and skids.	11	440358	06/02	198.518	203.560	205.485	206.366	206.366
Parts and attachments for industrial trucks and tractors.	11	440378	12/86	346.308	347.968	347.963	347.963	347.963
Hoists, overhead cranes, and monorail systems.	11	4404		323.789	330.977	333.264	339.966	349.773
Hoists and parts and attachments for hoists (sold separately).	11	440481	12/84	303.203	308.524	309.296	314.875	324.356
Overhead traveling cranes and monorail systems, including parts and attachments sold separately.	11	440485	12/84	306.577	314.261	317.281	324.061	333.162
Parts and accessories for conveyors and conveying systems.	11	4406	09/18	125.720	129.626	132.569	132.959	133.772
Parts and accessories for unit handling conveyors and conveying systems.	11	440601	06/84	281.201	283.682	294.529	294.661	297.204
Parts and accessories for bulk material handling conveyors and conveying systems.	11	440602	06/84	440.623	461.989	467.072	469.346	471.304
Mechanical power transmission equipment.	11	45		325.761	331.283	332.982	335.810	342.723
Speed changers, drives, gears.	11	4501		324.841	331.054	331.054	332.552	339.047
Speed changers and industrial high speed drives & parts other than loose gearing.	11	450117	12/03	187.123	192.614	192.614	192.918	198.658
Other power transmission equipment.	11	4502	12/84	308.985	313.538	316.792	320.758	327.702
Mechanical power transmission equipment, excl. speed changers, drives, & gears.	11	450212	12/03	204.801	205.978	208.905	212.471	214.913
Scales and balances.	11	46		216.690	218.167	218.587	220.101	220.973
Vehicle and industrial scales.	11	4611	12/91	186.681	188.948	189.323	190.452	191.176
Vehicle and industrial scales.	11	461101	06/03	162.367	164.339	164.665	165.647	166.277
Motor truck and railroad track scales.	11	4611011	12/10	149.365	149.365	149.365	149.569	149.569
Industrial scales (including automatic checkweigher and bulkweigher scales).	11	4611012	12/10	151.629	153.822	154.666	156.943	158.572
Miscellaneous non-vehicle scales (crane, susp., tank, hopper, measuring dev, lab, bulk conveyer).	11	4611013	12/10	126.923	131.610	131.610	131.610	131.610
Retail, commercial, household, and mailing scales and balances.	11	4612	12/91	181.518	181.518	181.518	182.111	182.111
Retail, commercial, household, and mailing scales and balances.	11	461201	06/03	166.623	166.623	166.623	167.168	167.168
Parts, attachments, and accessories for scales and balances.	11	4613	12/91	247.203	247.806	248.506	251.050	252.611
Parts, attachments, and accessories for scales and balances.	11	461301	06/03	241.564	242.153	242.837	245.323	246.848
Air purification equipment and industrial and commercial fans and blowers.	11	47		285.776	286.387	286.936	289.334	288.906
Fan, blower, air purification equipment.	11	4701		285.776	286.387	286.936	289.334	288.906
Dust collection and other air purification equipment for cleaning incoming air.	11	470143	12/83	238.086	239.616	240.237	244.702	243.559
Air filters for air-conditioners and furnaces, etc., of 2400 CFM or less, except parts.	11	4701431	06/09	155.804	155.655	156.084	158.968	157.699
Other dust collection and air purification equipment, except parts.	11	4701432	06/09	132.370	132.370	132.573	132.751	132.768
Parts for dust collection and air purification equipment.	11	4701433	06/09	139.223	143.657	144.095	148.871	148.871
Industrial and commercial fans and blowers.	11	470145	12/03	220.979	221.057	221.704	221.698	221.698

See footnotes at end of table.

Table 9. Producer price indexes for commodity and service groupings and individual items, not seasonally adjusted — Continued
 [August 2022, Index base 1982=100, unless otherwise indicated]

Title	Commodity code		Other index base	Unadjusted index ¹				
	Group code	Item code		Apr. 2022	May 2022 ^P	June 2022 ^P	July 2022 ^P	Aug. 2022 ^P
Centrifugal blower filter units, and classes I-IV centrifugal fans, except parts.....	11	4701452	06/09	180.681	181.224	182.849	183.017	183.017
Other centrifugal fans and blowers, except parts.....	11	4701453	06/09	173.495	173.485	173.955	173.903	173.903
Axial fans and industrial propeller fans, except parts.....	11	4701457	06/09	158.967	158.967	159.092	159.092	159.092
Power roof ventilators, except parts.....	11	4701458	06/09	156.006	156.006	156.006	156.006	156.006
Parts and accessories for fans and blowers.....	11	4701459	06/09	174.571	174.571	175.801	175.801	175.801
Air conditioning and refrigeration equip.....	11	48		267.753	271.298	276.442	278.622	279.703
Unitary air-conditioners, except air source heat pumps.....	11	4802		242.295	246.758	249.106	251.410	253.028
Unitary air-conditioners, except air source heat pumps.....	11	480222	06/97	197.566	201.205	203.120	204.998	206.317
Commercial refrigeration equipment.....	11	4803		371.517	374.224	376.339	384.369	384.369
Commercial refrigeration equipment.....	11	480331	06/97	240.796	242.550	243.921	249.126	249.126
All other miscellaneous refrigeration and air-conditioning equipment.....	11	4806		327.167	337.152	340.106	340.418	340.418
All other miscellaneous refrigeration and air-conditioning equipment.....	11	480631	06/97	226.561	233.475	235.521	235.737	235.737
Heat transfer equipment, including heat pumps.....	11	4807	12/11	156.675	158.853	161.999	162.603	162.648
Heat transfer equipment, except dehumidifiers.....	11	480732	12/03	223.643	226.937	233.061	233.788	233.807
Heat pumps.....	11	480734	12/09	143.669	145.154	143.513	144.443	144.612
Parts and accessories for air conditioning and heat transfer equipment.....	11	4809	12/89	245.332	250.768	252.233	253.775	263.016
Parts and accessories for air conditioning and heat transfer equipment.....	11	480901	12/89	245.332	250.768	252.233	253.775	263.016
Refrigeration condensing units.....	11	4815	01/19	147.108	147.108	151.467	154.781	155.219
Refrigeration condensing units.....	11	481511	01/19	147.108	147.108	151.467	154.781	155.219
Miscellaneous general purpose equipment.....	11	49		334.356	339.203	341.570	344.692	348.266
Metal valves, except fluid power.....	11	4902	12/82	393.362	404.446	405.044	405.707	414.122
Gates, globes, angles, and checks.....	11	490201	12/82	437.541	439.530	440.399	440.686	449.891
Gates, globes, angles, straightway (Y-type) checks, stop & check, 3- & 4-way, etc.....	11	4902011	06/09	154.373	154.705	154.705	154.705	158.860
Industrial ball valves, incl. manual and power operated.....	11	490202	12/82	491.120	536.737	536.401	536.254	544.808
Industrial butterfly valves, incl. manual and power operated.....	11	490203	12/82	266.984	273.087	274.887	275.200	285.754
Industrial plug valves.....	11	490204	12/82	268.166	268.166	268.166	269.630	269.630
Plumbing and heating valves and specialties, except plumbers' brass goods.....	11	490205	12/82	372.902	372.902	372.902	376.375	376.375
Other industrial valves, including nuclear.....	11	490209	12/82	361.772	370.720	370.471	371.883	391.645
Automatic regulating and control valves.....	11	490211	12/98	229.706	230.195	232.004	232.004	232.045
Metal pipe fittings, flanges, and unions.....	11	4903	12/82	455.582	460.408	463.328	473.261	477.504
Metal pipe fittings, flanges, and unions.....	11	490301	12/82	455.582	460.408	463.328	473.261	477.504
Ball and roller bearings.....	11	4905		313.212	315.543	323.896	329.794	329.799
Ball bearings, complete, unmounted.....	11	490531	12/03	161.355	161.355	164.090	165.047	165.028
Mounted bearings, except plain.....	11	490534	06/83	441.309	450.859	462.111	462.111	461.692
Parts and components for ball and roller bearings, incl. balls and rollers.....	11	490535	06/83	202.881	203.469	207.031	207.031	207.274
Tapered roller bearings (including cups & cones), unmounted.....	11	490537	06/83	350.507	356.561	375.560	387.142	387.142
Other roller bearings, unmounted.....	11	490538	06/83	342.699	342.699	344.329	358.742	358.742
Industrial patterns.....	11	4907	12/84	192.725	193.353	196.103	196.103	196.103
Industrial patterns.....	11	490701	12/84	192.725	193.353	196.103	196.103	196.103
Filters and strainers.....	11	4908	12/84	288.664	288.179	288.829	291.269	290.680
Filters and strainers, except fluid power.....	11	490805	12/03	176.648	176.275	176.776	178.653	178.200
Industrial filters and strainers and reusable media, except fluid power.....	11	4908051	12/11	130.854	130.530	130.773	132.361	131.964
Nonreusable media for filters and strainers, except fluid power.....	11	4908052	12/11	133.469	133.469	134.528	134.528	134.528
Parts and accessories for filters and strainers, except fluid power.....	11	4908053	12/11	128.702	128.702	130.001	131.019	131.081
Other miscellaneous general purpose equipment.....	11	4911	12/84	238.626	240.960	241.651	243.814	246.365
General industrial machinery equipment, n.e.c.....	11	491102	06/07	142.028	142.463	142.916	144.336	146.010
Electronic computers and computer equipment.....	11	5	12/98	27.248	27.399	27.342	27.520	27.447
Electronic computers.....	11	51	12/04	17.568	17.604	17.485	17.933	17.764
Electronic computers.....	11	5101	12/04	17.568	17.604	17.485	17.933	17.764
Personal computers and workstations (excluding portable computers).....	11	510114	06/07	21.502	21.531	21.764	22.048	21.814
Portable computers, laptops, tablets and other single user computers.....	11	510115	06/07	14.574	14.346	14.220	13.907	14.156
Host computers, multiusers (mainframes, UNIX and PC servers).....	11	510116	12/04	28.803	28.888	28.540	29.438	29.116
Computer storage devices.....	11	52	12/04	48.172	48.872	48.666	48.415	48.415
Computer storage devices (except parts, attachments and accessories).....	11	5201	12/04	47.900	48.753	48.501	48.196	48.196
Computer storage devices (except parts, attachments and accessories).....	11	520101	12/04	47.900	48.753	48.501	48.196	48.196
Computer peripheral equipment and parts.....	11	54	12/98	83.680	83.675	83.908	84.292	84.248
POS terminals, funds-transfer devices, computer terminals & other computer peripheral equip.....	11	5406	06/99	65.019	65.013	65.279	65.716	65.667
POS terminals, funds-transfer devices, computer terminals & other computer peripheral equip.....	11	540602	06/07	67.965	67.959	68.236	68.693	68.641
Special industry machinery and equipment.....	11	6		258.436	261.802	262.519	264.165	263.097
Food products machinery.....	11	61		338.880	344.259	347.200	349.820	349.993

See footnotes at end of table.

Table 9. Producer price indexes for commodity and service groupings and individual items, not seasonally adjusted — Continued
 [August 2022, Index base 1982=100, unless otherwise indicated]

Title	Commodity code		Other index base	Unadjusted index ¹				
	Group code	Item code		Apr. 2022	May 2022 ^P	June 2022 ^P	July 2022 ^P	Aug. 2022 ^P
Dairy and milk products plant machinery and equipment.....	11	6101		332.794	332.794	344.063	345.500	345.500
Dairy and milk products plant machinery and equipment.....	11	610111	12/83	325.553	325.553	336.576	337.982	337.982
Commercial food products machinery (except packaging and cooking equipment).....	11	6104		296.823	296.834	296.856	301.076	301.420
Commercial food products machinery (except packaging and cooking equipment).....	11	610409	12/83	292.832	292.842	292.865	297.028	297.367
Industrial food products machinery for processing foods, beverages, & animal & fowl feed.....	11	6105	12/83	348.610	363.984	365.848	366.423	366.423
Industrial food products machinery for processing foods, beverages, & animal & fowl feed.....	11	610501	12/83	348.610	363.984	365.848	366.423	366.423
Other industrial food and feed machinery.....	11	6105012	12/12	132.638	141.117	142.511	142.941	142.941
Machinery for sorting, grading, and cleaning fruits, vegetables, eggs, and for processing meat.....	11	6105013	12/12	143.962	145.698	145.698	145.698	145.698
Parts and attachments for industrial food and feed products machinery.....	11	6105014	12/12	134.920	140.386	140.386	140.386	140.386
Textile machinery and equipment.....	11	62		185.204	185.767	185.767	185.767	185.767
Textile machinery (except parts, attachments, and accessories).....	11	6212	06/86	157.896	158.564	158.564	158.564	158.564
Textile machinery (except parts, attachments, and accessories).....	11	621201	06/86	157.896	158.564	158.564	158.564	158.564
Textile machinery parts and attachments.....	11	6277		202.872	202.872	202.872	202.872	202.872
Textile machinery parts and attachments.....	11	627701	06/86	182.071	182.071	182.071	182.071	182.071
Sawmill and woodworking machinery.....	11	63		280.090	284.606	286.120	286.120	286.120
Sawmill and woodworking machinery.....	11	6306	12/04	188.295	191.331	192.348	192.348	192.348
Sawmill and woodworking machinery, excluding parts and attachments (sold separately).....	11	630602	06/12	160.233	163.314	164.035	164.035	164.035
Parts, attachments, & accessories for sawmill & woodworking machinery.....	11	630603	06/12	159.262	159.262	160.870	160.870	160.870
Paper industries machinery.....	11	64	06/82	250.136	253.289	257.775	257.878	261.120
Paper industries machinery.....	11	6401	06/82	250.136	253.289	257.775	257.878	261.120
Paper industries machinery, excluding parts & attachments (sold separately).....	11	640114	12/03	138.449	138.681	140.214	140.321	140.321
Parts and attachments for paper industries machinery.....	11	640115	12/03	159.506	163.457	167.536	167.536	171.903
Printing trades machinery and equipment.....	11	65		175.933	176.404	177.497	178.107	179.594
Printing presses.....	11	6508	06/09	114.301	—	—	—	—
Printing presses.....	11	650830	06/09	114.301	—	—	—	—
Other printing machinery and equipment.....	11	6509	12/82	164.589	165.159	166.479	167.215	169.011
Other printing machinery and equipment, incl. pre-press preparation equipment & plates.....	11	650912	06/09	95.323	96.359	99.027	99.448	102.613
Parts, attachments, & accessories for printing trades machinery.....	11	650913	06/09	119.196	119.259	119.259	119.853	120.111
Other special industry machinery.....	11	66		246.366	247.751	247.060	247.130	242.107
Plastics and rubber working machinery.....	11	6603		223.830	223.860	224.143	224.134	223.811
Plastics working machinery and equipment, excluding patterns and molds, including parts.....	11	66039	09/15	103.466	103.482	103.638	103.633	103.455
Plasticworking machinery (excluding parts).....	11	660391	12/08	109.026	109.026	109.026	109.026	109.051
Parts for plasticworking machinery.....	11	660395	12/08	119.931	120.020	120.868	120.840	119.771
Miscellaneous special industry machinery.....	11	6606		239.961	241.468	240.678	240.756	235.316
Semiconductor manufacturing machinery and parts.....	11	660638	06/87	115.104	115.104	115.104	115.104	115.104
Packing, packaging, and bottling machinery and parts.....	11	67		326.365	328.130	327.193	329.600	338.100
Packing, packaging, and bottling machinery and parts.....	11	6705	06/06	159.486	160.349	159.891	161.067	165.221
Packing, packaging, and bottling machinery, excluding parts.....	11	670501	06/06	154.013	154.770	154.106	154.879	158.336
Parts for packing, packaging, and bottling machinery.....	11	670502	12/83	318.593	320.626	320.626	324.473	335.054
Service industry machinery and parts.....	11	68	06/82	290.783	299.244	302.089	307.392	308.256
Service industry machinery and parts.....	11	6801	06/82	290.783	299.244	302.089	307.392	308.256
Commercial cooking and food warming equipment.....	11	680118	12/03	199.178	213.288	216.378	223.809	223.809
Commercial cooking equipment incl. ranges, deep-fat fryers, etc. except electric.....	11	6801181	12/11	157.845	174.582	174.582	180.576	180.576
Commercial electric cooking equipment, incl. ranges, deep-fat fryers, etc.....	11	6801182	12/11	135.852	139.767	145.308	149.492	149.492
Parts and accessories for commercial cooking and food warming equipment.....	11	6801183	12/11	134.120	134.120	137.192	144.722	144.722
Other service industry machinery, incl. electronic teaching mach. & auto. maintenance equipment.....	11	680123	06/07	136.679	137.894	138.924	140.145	140.809
All other parts and attachments for service industry equipment.....	11	6801232	12/11	113.289	124.434	124.754	125.965	125.965
Commercial and industrial floor & carpet cleaning machines, excl. vacuum cleaners.....	11	6801233	09/16	124.002	131.078	131.228	131.742	131.742
Electronic teaching machines, teaching aids, etc., incl. kits.....	11	6801235	09/16	103.052	103.052	103.052	103.052	—
Other service industry equipment.....	11	6801236	09/16	124.553	125.158	125.940	127.832	128.927
Commercial laundry and drycleaning machinery products.....	11	69	12/82	314.242	318.417	318.417	318.417	324.016
Commercial laundry and drycleaning machinery products.....	11	6909	06/03	177.787	180.149	180.149	180.149	183.317
Commercial laundry and drycleaning machinery products.....	11	690901	06/03	177.787	180.149	180.149	180.149	183.317
Electrical machinery and equipment.....	11	7		127.926	128.709	129.802	130.758	131.196

See footnotes at end of table.

Table 9. Producer price indexes for commodity and service groupings and individual items, not seasonally adjusted — Continued
 [August 2022, Index base 1982=100, unless otherwise indicated]

Title	Commodity code		Other index base	Unadjusted index ¹				
	Group code	Item code		Apr. 2022	May 2022 ^P	June 2022 ^P	July 2022 ^P	Aug. 2022 ^P
Wiring devices.....	11	71		334.165	336.333	346.438	344.387	347.493
Current-carrying wiring devices.....	11	7101		208.544	209.648	210.523	210.702	214.003
Current-carrying switches for electrical circuitry (including vehicular switches).....	11	710143	12/99	168.757	168.757	168.757	169.520	174.298
Current-carrying wire connectors for electrical circuitry.....	11	710144	12/99	168.902	171.516	171.833	170.656	172.385
Current-carrying wiring devices n.e.c.....	11	710147	06/06	128.778	128.894	130.356	130.960	131.905
Noncurrent-carrying wiring devices.....	11	7102		524.254	528.088	553.399	547.642	550.142
Noncurrent-carrying electrical conduit and conduit fittings, incl.plastic conduit & fittings.....	11	710216	12/04	310.363	314.330	—	—	—
Other noncurrent-carrying wiring devices and supplies (boxes, covers, bar hangers, etc.).....	11	710217	12/04	191.657	193.687	200.247	203.671	204.806
Porcelain, steatite, and other ceramic electrical products.....	11	710252	12/03	175.312	174.242	179.897	181.150	184.919
Integrating and measuring instruments.....	11	72		174.695	174.748	174.478	175.532	175.532
Test equipment for electrical, radio, & communication circuits & motors. . .	11	7205	12/83	163.692	163.767	163.382	164.885	164.885
Test equipment for electrical, radio, & communication circuits & motors.....	11	720501		172.475	172.554	172.148	173.732	173.732
Motors, generators, motor generator sets.....	11	73		263.399	264.638	266.185	271.220	272.014
Fractional horsepower motors and generators.....	11	7303	06/83	206.658	206.658	206.664	208.104	209.082
Fractional horsepower motors and generators.....	11	730312	12/99	155.488	155.488	155.492	156.576	157.312
Integral horsepower motors and generators (excluding land transportation types).....	11	7304	06/83	392.465	395.371	396.805	396.805	396.805
Integral horsepower motors and generators (excluding land transportation types).....	11	730405	12/99	273.272	275.296	276.294	276.294	276.294
Parts and supplies for motors and generators.....	11	7309	06/83	265.202	265.202	265.424	279.476	279.476
Parts and supplies for motors and generators.....	11	730901	06/83	265.202	265.202	265.424	279.476	279.476
Other motors and generators.....	11	7311	06/06	138.364	139.151	140.653	144.730	145.448
Other motors and generators.....	11	731101	06/06	138.364	139.151	140.653	144.730	145.448
Prime mover generator sets, except steam & hydraulic turbine.....	11	7311012	12/14	114.547	115.928	115.928	117.034	118.293
Transformers and power regulators.....	11	74		357.012	360.843	375.160	379.869	383.623
Power and distribution transformers, except parts.....	11	7409	12/99	307.046	308.435	324.428	328.715	—
Power and distribution transformers, except parts.....	11	740999	12/99	307.046	308.435	324.428	328.715	—
Other transformers and parts for transformers.....	11	7411	12/99	221.518	228.496	228.496	230.845	230.272
Switchgear, switchboard, industrial controls equipment.....	11	75		284.384	286.199	294.733	297.463	303.598
Industrial controls and related parts and accessories.....	11	7507		281.871	283.027	288.786	288.791	289.447
Industrial controls and related parts and accessories.....	11	750799	06/85	268.269	269.369	274.850	274.855	275.479
General-purpose industrial controls.....	11	7507991	06/11	142.156	142.895	147.316	147.320	147.673
Parts for industrial controls and motor-control accessories.....	11	7507992	06/11	135.244	136.517	136.517	136.517	136.517
Specific-purpose industrial controls.....	11	7507993	06/11	126.660	126.660	126.697	126.697	127.024
Switchgear and switchboard apparatus.....	11	7522	06/05	161.378	162.697	168.756	171.521	177.444
Switchgear and switchboard apparatus.....	11	752201	06/05	161.378	162.697	168.756	171.521	177.444
Low voltage panelboards and distribution boards, 1000 volts or less..	11	7522013	12/07	127.471	127.471	128.786	136.008	139.155
Switchgear, except relays and ducts.....	11	752201A	12/07	156.511	159.187	167.289	167.830	176.428
Communications and related equipment and miscellaneous electronic systems & equipment.....	11	76	12/85	126.886	127.653	128.001	129.443	129.589
Telephone and wireline data networking equipment.....	11	7601	12/85	85.820	87.286	86.143	90.699	91.322
Carrier line equipment and external modems.....	11	760112	12/00	71.233	71.233	71.233	71.233	71.233
Wireline voice and data network equipment.....	11	760141	12/85	76.481	78.795	76.990	84.180	85.164
Other communications and related equipment, including broadcast and wireless.....	11	7603	06/13	105.823	106.211	106.481	108.693	108.897
Broadcast, studio, and related electronic equipment.....	11	760301	12/85	119.197	119.164	119.554	119.212	119.331
Radio station and wireless communication equipment.....	11	760302	12/85	98.140	98.624	98.861	101.606	101.832
Other broadcast and wireless communications systems and equipment.....	11	7603023	06/13	110.967	112.060	112.594	112.576	113.085
Intercommunications, alarm and traffic control systems.....	11	760303	12/85	153.017	153.017	153.450	153.675	153.786
Alarm systems, including electric sirens and horns.....	11	7603031	06/08	118.537	118.537	118.537	118.537	118.660
Intercommunications systems, including inductive paging systems.....	11	7603033	06/08	146.974	146.974	149.903	151.430	151.694
Electronic systems and equipment, n.e.c.....	11	7605	12/03	133.993	136.607	136.652	138.136	138.136
Electronic systems and equipment, n.e.c.....	11	760512	12/03	133.993	136.607	136.652	138.136	138.136
Search, detection, navigation & guidance systems and equipment.....	11	7606	06/04	157.731	158.460	159.281	159.316	159.316
Search, detection, navigation & guidance systems and equipment.....	11	760613	06/04	157.731	158.460	159.281	159.316	159.316
Electric lamp bulbs, tubes, and components.....	11	77		100.245	100.847	101.328	101.328	101.328
Electric lamp bulbs, tubes, and components.....	11	7704	12/04	77.345	77.810	78.181	78.181	78.181
Electric lamp bulbs, tubes, and components.....	11	770401	12/04	77.345	77.810	78.181	78.181	78.181
Electronic components and accessories.....	11	78		66.732	66.999	67.459	67.318	67.089
Capacitors for electronic circuitry.....	11	7811		239.251	239.251	241.122	242.366	242.366
Capacitors for electronic circuitry.....	11	781148	12/02	178.047	178.047	179.439	180.365	180.365
Relays for electronic circuitry, industrial control overload, and switchgear type.....	11	7821		262.547	262.547	262.547	262.547	262.547
Relays for electronic circuitry, industrial control overload, and switchgear type.....	11	782116	06/90	195.196	195.196	195.196	195.196	195.196

See footnotes at end of table.

Table 9. Producer price indexes for commodity and service groupings and individual items, not seasonally adjusted — Continued
 [August 2022, Index base 1982=100, unless otherwise indicated]

Title	Commodity code		Other index base	Unadjusted index ¹				
	Group code	Item code		Apr. 2022	May 2022 ^P	June 2022 ^P	July 2022 ^P	Aug. 2022 ^P
Switches, mechanical, for electronic circuitry.....	11	7822	06/82	228.952	230.776	237.756	237.756	—
Switches, mechanical, for electronic circuitry.....	11	782299	06/82	228.952	230.776	237.756	237.756	—
Connectors for electronic circuitry.....	11	7824		233.806	232.112	234.657	234.740	235.016
Connectors for electronic circuitry.....	11	782481	12/11	135.053	134.075	135.544	135.592	135.752
Filters, crystals, and transducers.....	11	7828	06/82	114.270	116.400	116.400	116.400	116.400
Filters, crystals, and transducers.....	11	782890	06/82	114.270	116.400	116.400	116.400	116.400
Crystal, filter, piezoelectric, and other related electronic devices (exc. microwave filters).....	11	7828901	06/82	118.724	120.937	120.937	120.937	120.937
Integrated microcircuits.....	11	7839	06/05	32.562	32.776	33.072	32.848	32.715
Integrated microcircuits.....	11	783911	06/05	32.562	32.776	33.072	32.848	32.715
Other semiconductor and related devices.....	11	7847	06/05	72.265	72.265	72.192	73.139	73.057
Other semiconductor devices, including parts (such as chips, wafers and heat sinks).....	11	784711	06/05	70.399	70.399	70.328	71.251	71.171
Bare printed circuit boards.....	11	7849	12/00	112.115	113.869	115.003	118.715	118.715
Bare printed circuit boards.....	11	784901	06/82	117.292	119.126	120.313	124.196	124.196
Electronic coils, transformers, and other inductors.....	11	7853	06/82	219.506	220.220	222.056	222.976	226.732
Electronic coils, transformers, and other inductors.....	11	785399	06/00	150.685	151.175	152.436	153.067	155.645
Microwave components, electron tubes, and other electronic components, n.e.c.....	11	7856	06/00	163.930	164.141	166.478	166.571	166.571
Microwave components, electron tubes, and other electronic components, n.e.c.....	11	785600	06/00	163.930	164.141	166.478	166.571	166.571
Printed circuit assemblies, loaded boards, modules and consumer external modems.....	11	7861	06/82	95.922	96.356	96.424	94.455	93.170
Printed circuit assemblies, loaded boards, modules and consumer external modems.....	11	786199	06/82	95.922	96.356	96.424	94.455	93.170
Miscellaneous electrical machinery and equipment.....	11	79		130.925	132.237	132.674	134.637	135.640
Storage batteries.....	11	7901		231.014	236.271	239.657	241.471	241.471
Storage batteries, lead acid type, BCI dimensional group 8D or smaller.....	11	790103	12/84	241.743	248.146	253.379	256.181	256.181
Storage batteries, lead acid type, larger than BCI dimensional group 8D.....	11	790104	12/84	304.227	309.651	309.651	309.651	309.651
Storage batteries (excluding lead acid), including parts for all storage batteries.....	11	790105	12/84	250.942	253.434	253.434	253.434	253.434
Storage batteries (excluding lead acid).....	11	7901051	12/09	145.034	145.034	145.034	—	—
Primary batteries.....	11	7902		213.817	217.263	217.890	229.501	229.465
Primary batteries.....	11	790229	12/03	138.680	140.915	141.322	148.853	148.830
Carbon and graphite products.....	11	7903		189.017	189.515	189.306	192.386	219.035
X-ray and electromedical equipment.....	11	7905		88.411	89.214	89.524	90.761	90.742
Irradiation equipment.....	11	790512	06/85	119.819	121.049	122.846	124.804	124.804
Electromedical equipment, including diagnostic, therapeutic and patient monitoring equipment.....	11	790541	06/09	97.911	98.764	98.764	100.063	100.035
Miscellaneous electrical industrial apparatus.....	11	7929	12/85	197.646	197.646	196.128	196.033	194.393
Rectifying apparatus.....	11	792902	12/85	197.153	197.153	197.153	197.210	197.210
Other electrical equipment for industrial use, except for electronic circuitry.....	11	792904	12/03	181.374	181.374	178.734	178.521	175.667
All other electrical equipment and components, except industrial.....	11	7939	12/06	131.940	132.538	132.612	132.680	132.779
All other electrical equipment and components, except industrial.....	11	793901	12/06	131.940	132.538	132.612	132.680	132.779
Miscellaneous instruments.....	11	8		229.327	230.725	232.111	232.880	233.286
Automatic environmental controls for monitoring residential, commercial, and appliance use.....	11	81		200.994	201.671	203.041	202.824	202.891
Automatic environmental controls for monitoring residential, commercial, and appliance use.....	11	8105	12/03	138.603	139.070	140.015	139.865	139.912
Automatic environmental controls for monitoring residential, commercial, and appliance use.....	11	810501	12/03	138.603	139.070	140.015	139.865	139.912
Industrial process control instruments.....	11	82	06/83	263.369	265.372	269.785	272.693	272.223
Industrial process control instruments.....	11	8201	06/83	263.369	265.372	269.785	272.693	272.223
Industrial process control instruments.....	11	820171	12/03	159.507	160.720	163.393	165.154	164.869
Fluid meters and counting devices.....	11	84	12/85	220.143	220.143	223.122	222.548	222.548
Fluid meters and counting devices.....	11	8401	12/85	220.143	220.143	223.122	222.548	222.548
Integrating and totalizing meters for gases or liquids.....	11	840102	12/85	299.802	299.802	300.117	298.532	—
Counting devices.....	11	840103	12/85	215.704	215.704	215.704	215.704	215.704
Motor vehicle indicating instruments.....	11	840104	12/85	143.652	143.652	152.107	152.107	152.107
Engineering and scientific instruments.....	11	85	12/85	262.221	265.680	265.680	265.680	265.680
Aeronautical, nautical, and navigational instruments.....	11	8501	12/85	298.613	303.823	303.823	303.823	303.823
Aeronautical, nautical, and navigational instruments.....	11	850111	12/85	298.613	303.823	303.823	303.823	303.823
Hospital beds and specialized hospital furniture.....	11	8504	12/11	121.141	121.712	121.712	121.712	121.712
Hospital beds and specialized hospital furniture.....	11	850404	12/11	121.141	121.712	121.712	121.712	121.712
Measuring instruments and lenses.....	11	86	12/85	162.535	163.222	163.350	163.573	163.949
Sighting, tracking, and fire-control equipment, optical type.....	11	8601	12/85	139.561	139.561	139.561	139.561	139.561
Sighting, tracking, and fire-control equipment, optical type.....	11	860111	12/85	139.561	139.561	139.561	139.561	139.561

See footnotes at end of table.

Table 9. Producer price indexes for commodity and service groupings and individual items, not seasonally adjusted — Continued
 [August 2022, Index base 1982=100, unless otherwise indicated]

Title	Commodity code		Other index base	Unadjusted index ¹				
	Group code	Item code		Apr. 2022	May 2022 ^P	June 2022 ^P	July 2022 ^P	Aug. 2022 ^P
All other miscellaneous optical instruments and lenses.	11	8602	12/85	140.135	140.322	139.387	140.789	143.077
All other miscellaneous optical instruments and lenses.	11	860211	12/85	140.135	140.322	139.387	140.789	143.077
Laboratory analytical instruments.	11	8603	12/85	172.227	173.153	173.524	173.551	173.612
Laboratory analytical instruments.	11	860311	12/85	172.227	173.153	173.524	173.551	173.612
Measuring & controlling devices, n.e.c.	11	89	06/85	179.359	180.894	181.278	182.489	183.845
Aircraft engine instruments.	11	8901	06/85	172.973	177.020	177.020	177.020	177.020
Aircraft engine instruments.	11	890199	06/85	172.973	177.020	177.020	177.020	177.020
Nuclear radiation detection & monitoring instruments.	11	8904	06/85	223.881	228.398	228.398	228.398	235.532
Nuclear radiation detection & monitoring instruments.	11	890499	06/85	223.881	228.398	228.398	228.398	235.532
Physical properties and kinematic testing equipment.	11	8905	06/04	118.735	118.735	119.192	119.950	119.950
Physical properties and kinematic testing equipment.	11	890599	06/04	118.735	118.735	119.192	119.950	119.950
Commercial, geophysical, meteorological & general-purpose instruments.	11	8906	06/04	127.458	128.227	128.510	130.117	131.339
Commercial, geophysical, meteorological & general-purpose instruments.	11	890699	06/04	127.458	128.227	128.510	130.117	131.339
Miscellaneous machinery.	11	9		200.542	202.565	203.313	203.720	204.082
Oil field and gas field machinery.	11	91		230.710	233.163	234.036	234.036	234.036
Oil and gas field drilling, surveying, and cementing machinery (except parts sold separately).	11	9102		243.895	243.288	243.506	243.506	243.506
Oil and gas field drilling, surveying, and cementing machinery (except parts sold separately).	11	910201	09/20	103.854	103.595	103.688	103.688	103.688
Oil field and gas field production machinery (except pumps and parts sold separately).	11	9104		210.300	219.402	220.800	220.800	220.800
Oil field and gas field production machinery (except pumps and parts sold separately).	11	910456	12/03	172.786	180.264	181.413	181.413	181.413
Parts and attachments for oil and gas field machinery and equipment.	11	9106	12/10	116.239	118.484	120.024	120.024	120.024
Parts and attachments for oil and gas field drilling machinery and equipment.	11	910602	12/10	115.665	118.404	118.404	118.404	—
Parts and attachments for oil and gas field production machinery and equipment.	11	910604	12/10	118.415	119.761	124.179	124.179	124.179
Mining machinery and equipment.	11	92		375.719	378.809	379.356	379.356	381.029
Mining machinery and equipment (except parts sold separately).	11	9207	09/19	126.237	127.462	127.569	127.569	127.954
Underground mining machinery (except parts sold separately).	11	920701	12/03	248.584	248.584	248.584	248.584	248.584
Crushing, pulverizing, & screening machinery (except parts sold separately).	11	920702	12/03	233.656	238.322	238.322	238.322	238.322
Drills and other mining machinery (except parts sold separately).	11	920703	12/03	212.512	223.272	225.511	225.511	233.584
Mineral processing & beneficiation machinery (except parts sold separately).	11	920704	12/03	245.674	253.250	253.250	253.250	253.250
Parts and attachments for mining machinery and equipment (sold separately).	11	9253		302.997	304.381	305.279	305.279	307.680
Parts and attachments for mining machinery and equipment (sold separately).	11	925303	12/03	218.251	219.248	219.895	219.895	221.624
Office and store machines and equipment.	11	93		123.732	124.668	124.668	124.668	124.668
Coin-operated machines and mechanisms.	11	9309	05/18	103.789	104.766	104.766	104.766	104.766
Coin-operated machines and mechanisms.	11	930910	05/18	103.789	104.766	104.766	104.766	104.766
Internal combustion engines.	11	94		182.518	184.257	184.217	185.817	186.298
Diesel, semidiesel, and dual-fuel engines (except automotive).	11	9407	12/82	195.518	195.518	195.741	195.741	195.741
Diesel, semidiesel, and dual-fuel engines (except automotive).	11	940725	12/00	149.935	149.935	150.106	150.106	150.106
Diesel, semidiesel, and dual-fuel engines for automobiles, trucks, and buses.	11	9408	12/82	159.077	160.622	160.612	160.622	160.622
Diesel, semidiesel, and dual-fuel engines for automobiles, trucks, and buses.	11	940811	12/82	159.077	160.622	160.612	160.622	160.622
Parts & accessories for internal combustion engines, ex. aircraft & gasoline automotive engines.	11	9413		223.741	230.618	230.965	231.215	231.720
Parts & accessories for internal combustion engines, ex. aircraft & gasoline automotive engines.	11	941301		223.741	230.618	230.965	231.215	231.720
Machine shop products.	11	95		206.305	209.412	211.013	211.033	212.354
Machine shop products.	11	9505	06/84	186.895	189.710	191.160	191.178	192.374
Machine shop job work and job order repairs.	11	950501	06/84	186.895	189.710	191.160	191.178	192.374
Turbines and turbine generator sets.	11	97	06/87	256.792	257.169	258.169	257.375	255.059
Turbines and turbine generator sets (excluding parts).	11	9701	06/87	256.792	257.169	258.169	257.375	255.059
Steam, gas, and other turbines and turbine generators.	11	970103	06/11	107.887	109.509	110.090	110.152	109.160
Parts & accessories for turbines, turbine generators, and turbine generator sets.	11	98	09/15	118.102	118.108	118.108	119.808	119.808
Parts & accessories for turbines, turbine generators, and turbine generator sets.	11	9801	09/15	118.102	118.108	118.108	119.808	119.808
Parts & accessories for turbines, turbine generators, and turbine generator sets.	11	980101	09/15	118.102	118.108	118.108	119.808	119.808
Furniture and household durables.	12	—		206.512	208.148	210.280	211.703	213.249
Household furniture.	12	1		261.287	264.758	265.741	271.300	272.532

See footnotes at end of table.

Table 9. Producer price indexes for commodity and service groupings and individual items, not seasonally adjusted — Continued
 [August 2022, Index base 1982=100, unless otherwise indicated]

Title	Commodity code		Other index base	Unadjusted index ¹				
	Group code	Item code		Apr. 2022	May 2022 ^P	June 2022 ^P	July 2022 ^P	Aug. 2022 ^P
Metal household furniture.....	12	11		211.841	219.003	218.068	217.925	225.552
Metal household furniture.....	12	1101		211.841	219.003	218.068	217.925	225.552
Metal household dining room and kitchen furniture.....	12	110102	06/84	249.299	268.571	266.056	265.669	268.764
Other metal household furniture.....	12	110104	06/84	191.412	191.412	191.412	191.412	201.814
Metal household furniture, beds, nonupholstered.....	12	1101041	12/11	128.134	128.134	128.134	128.134	144.271
Wood household furniture.....	12	12		295.522	300.566	302.788	302.838	302.964
Living room furniture (nonupholstered), wood.....	12	1201		293.015	298.308	300.323	300.420	300.694
Living room furniture (nonupholstered), wood.....	12	120181	12/04	157.264	160.105	161.187	161.239	161.386
Dining room furniture (nonupholstered), wood.....	12	1202		309.050	319.285	322.187	322.313	322.567
Dining room furniture (nonupholstered), wood.....	12	120281	12/04	157.255	162.463	163.939	164.004	164.133
Bedroom furniture (nonupholstered), wood.....	12	1203		297.297	300.945	303.387	303.387	303.387
Bedroom furniture (nonupholstered), wood.....	12	120381	12/04	156.878	158.803	160.091	160.091	160.091
Other wood household furniture.....	12	1204		276.501	278.073	278.762	278.762	278.762
Other wood household furniture.....	12	120481	12/04	196.732	197.850	198.341	198.341	198.341
Nonupholstered wood infants' & children's furniture.....	12	1204811	12/07	176.277	177.279	177.719	177.719	177.719
Custom nonupholstered wood household furniture sold direct, excl. kitchen cabinets and vanities.....	12	1205	06/12	110.408	112.945	114.883	114.883	114.883
Custom nonupholstered wood household furniture sold direct, excl. kitchen cabinets and vanities.....	12	120581	06/12	110.408	112.945	114.883	114.883	114.883
Upholstered household furniture.....	12	13		244.033	246.223	246.678	259.709	260.311
Upholstered household furniture.....	12	1301		244.033	246.223	246.678	259.709	260.311
Dual purpose sleep furniture, incl. convertible sofa.....	12	130123	06/83	196.226	197.766	197.766	219.410	219.410
Upholstered household furniture.....	12	130141	06/05	155.589	156.996	157.305	165.053	165.461
Upholstered household davenports, sofas, loveseats, and settees.....	12	1301411	12/11	136.587	138.046	138.355	145.171	145.634
Upholstered household sectional sofa pieces.....	12	1301412	12/11	127.894	128.516	128.818	134.492	134.831
Upholstered household rocking chairs, including swivel rockers.....	12	1301413	12/11	141.211	144.513	144.513	144.566	144.566
Other upholstered household furniture, including custom.....	12	1301415	12/11	151.524	152.651	153.121	154.555	154.831
Bedding.....	12	14		229.090	232.236	233.684	234.313	234.726
Bedding.....	12	1401		229.090	232.236	233.684	234.313	234.726
Innerspring mattresses, excluding crib size.....	12	140104	12/95	207.961	210.312	211.443	211.443	211.459
Mattress foundations.....	12	140107	12/11	144.566	144.367	144.849	144.849	145.257
Mattresses, other types, including crib, foam, waterbed mattresses and mattress inserts.....	12	140114	06/83	234.339	237.233	240.904	244.214	245.221
Sleep system ensembles and mattresses, excluding conventional waterbeds.....	12	140122	12/95	169.924	175.655	175.655	175.655	175.655
Mattress and foundation sets.....	12	140134	12/03	140.015	143.149	143.547	143.547	143.842
Metal porch, lawn, outdoor & casual furniture.....	12	15		343.133	343.133	343.133	343.133	350.201
Porch and lawn furniture.....	12	1501		343.133	343.133	343.133	343.133	350.201
Metal porch, lawn, outdoor & casual furniture.....	12	150112	06/84	341.292	341.292	341.292	341.292	348.321
Nonupholstered household furniture, except wood and metal.....	12	16	12/85	147.684	147.684	147.684	147.684	147.684
Nonupholstered household furniture, except wood and metal.....	12	1601	12/85	147.684	147.684	147.684	147.684	147.684
Nonupholstered household furniture, except wood and metal.....	12	160101	12/85	147.684	147.684	147.684	147.684	147.684
Commercial furniture.....	12	2		286.833	289.095	295.339	295.037	299.715
Wood office furniture and store fixtures.....	12	21		278.161	280.127	283.455	284.236	288.184
Wood office furniture and store fixtures.....	12	2101		278.161	280.127	283.455	284.236	288.184
Wood office seating, including upholstered.....	12	210112	06/85	253.294	254.322	269.724	271.302	271.448
Wood office desks and extensions.....	12	210113	06/85	283.404	290.612	304.705	305.253	311.388
Wood office files, storage units, and tables.....	12	210114	06/85	271.131	276.227	277.544	278.035	283.240
Wood office furniture, other types (incl. panel/desk systems).....	12	210116	06/85	217.940	221.934	223.936	224.070	228.164
Fixtures for stores, banks and offices.....	12	210161	12/83	275.904	277.019	278.241	279.000	282.930
Custom architectural woodwork, millwork, and fixtures.....	12	2101611	06/08	136.632	137.266	137.617	138.002	140.135
Wood lockers, partitions, and shelving (except custom).....	12	2101612	06/08	153.000	153.595	152.438	155.914	154.163
Wood furniture dimensions and nonwood furniture parts and frames.....	12	2101615	12/11	175.947	173.408	178.125	178.319	184.119
Nonwood furniture and store fixtures.....	12	22		282.087	284.081	292.933	290.360	296.337
Nonwood commercial storage units, files, and tables.....	12	2202		264.395	275.205	282.516	284.630	287.705
Nonwood commercial storage units, files, and tables.....	12	220202	06/95	189.908	197.672	202.923	204.441	206.651
Nonwood commercial furniture.....	12	2203		271.078	274.506	289.472	286.331	293.931
Nonwood office seating.....	12	220325		225.156	220.675	235.249	224.633	213.169
Nonwood office furniture panel systems, and other nonwood office furniture.....	12	220326	06/95	189.487	195.195	204.420	205.513	219.262
Nonwood partitions and fixtures.....	12	2204	12/83	285.087	281.913	284.831	281.033	286.265
Storage racks and accessories, except wood.....	12	220407	12/83	302.111	305.682	307.638	302.886	285.639
Fixtures (bank, office, and store) except wood.....	12	220409	12/83	259.396	252.909	250.267	249.805	268.869
Public building furniture.....	12	23	12/84	296.098	296.911	299.102	304.689	307.784
Public building furniture.....	12	2301	12/84	296.098	296.911	299.102	304.689	307.784
School furniture (except stone and concrete), excluding library furniture.....	12	230101	12/84	343.634	344.796	345.891	359.983	365.559

See footnotes at end of table.

Table 9. Producer price indexes for commodity and service groupings and individual items, not seasonally adjusted — Continued
 [August 2022, Index base 1982=100, unless otherwise indicated]

Title	Commodity code		Other index base	Unadjusted index ¹				
	Group code	Item code		Apr. 2022	May 2022 ^P	June 2022 ^P	July 2022 ^P	Aug. 2022 ^P
Public building and related furniture, excluding school & restaurant furniture.....	12	230102	12/84	289.135	289.815	292.702	294.235	296.234
Commercial furniture and fixtures, n.e.c.....	12	24	12/85	257.419	263.123	270.328	271.372	272.667
Commercial furniture and fixtures, n.e.c.....	12	2401	12/85	257.419	263.123	270.328	271.372	272.667
Bar, bowling center, cafeteria, and restaurant furniture.....	12	240104	12/10	151.542	162.008	172.227	172.949	173.655
Other commercial and institutional furniture and fixtures, n.e.c.....	12	240108	12/10	151.975	151.504	152.528	153.087	153.882
Floor coverings.....	12	3		206.528	205.373	206.396	206.396	206.704
Carpets and rugs.....	12	31		200.345	198.999	200.191	200.191	200.191
Carpet and rugs.....	12	3101		203.436	202.069	203.279	203.279	203.279
Carpet and rugs.....	12	310101		203.436	202.069	203.279	203.279	203.279
Resilient floor coverings.....	12	32		256.426	256.426	256.426	256.426	258.708
Resilient floor coverings.....	12	3201		256.426	256.426	256.426	256.426	258.708
Resilient floor coverings.....	12	320170	12/11	115.300	115.300	115.300	115.300	116.327
Household appliances.....	12	4		145.596	146.478	147.401	147.496	148.472
Major appliances.....	12	41		141.006	141.770	142.950	142.645	143.823
Household cooking appliances.....	12	4101		151.236	151.669	153.029	152.585	153.125
Electric household ranges, ovens (including microwave), surface cooking units, and equipment.....	12	410105	12/02	150.475	152.309	153.696	151.572	152.466
Gas household ranges, ovens, surface cooking units and equipment.....	12	410139	12/02	141.809	141.505	143.727	145.678	145.504
Other household ranges and cooking equipment, including outdoor equipment.....	12	410169	12/02	183.763	179.756	179.501	181.568	182.005
Household refrigeration equipment.....	12	4103		118.745	118.912	119.043	120.154	122.962
Household refrigerators, including refrigerator-freezer combinations.....	12	410329	12/02	127.898	128.083	128.296	129.701	132.807
Other major household appliances including room air-conditioners.....	12	4104		170.596	172.669	177.214	174.938	174.943
Household vacuum cleaners, including parts and attachments.....	12	43		118.458	118.458	117.147	121.342	121.342
Household vacuum cleaners and other floor care machines (including parts and attachments).....	12	4301		111.128	111.128	109.898	113.834	113.834
Household vacuum cleaners and other floor care machines (including parts and attachments).....	12	430114	06/07	121.228	121.228	119.886	124.179	124.179
Electric housewares and fans.....	12	44		145.193	145.511	145.734	145.742	145.742
Parts and attachments for small electric household appliances, including fan parts.....	12	4403	12/82	191.101	191.101	191.406	191.406	191.406
Parts and attachments for small electric household appliances, including fan parts.....	12	440311	12/82	191.101	191.101	191.406	191.406	191.406
Small electric household appliances, including fans.....	12	4404	05/21	116.006	116.277	116.455	116.462	116.462
Small electric household appliances, including fans.....	12	440401	05/21	116.006	116.277	116.455	116.462	116.462
Portable residential lighting fixtures, including parts and accessories.....	12	45		264.347	274.884	274.884	279.438	279.438
Portable residential lighting fixtures, including parts and accessories.....	12	4501		264.347	274.884	274.884	279.438	279.438
Portable residential lighting fixtures, including parts and accessories.....	12	450135	06/98	178.169	185.271	185.271	188.341	188.341
Home electronic equipment.....	12	5		59.760	59.857	60.106	60.106	60.106
Speakers and commercial sound equipment.....	12	57	12/03	133.362	133.752	134.327	134.327	134.327
Speakers and commercial sound equipment.....	12	5707	12/03	133.362	133.752	134.327	134.327	134.327
Speakers and commercial sound equipment.....	12	570708	12/03	133.362	133.752	134.327	134.327	134.327
Other home electronic equipment.....	12	58	06/04	108.523	108.523	108.955	108.955	108.955
Other consumer audio and video equipment, including television receivers.....	12	5803	01/17	112.492	112.492	112.940	112.940	112.940
Other consumer audio and video equipment, excluding television receivers.....	12	580301	06/04	99.896	99.896	100.294	100.294	100.294
Other household durable goods.....	12	6		223.647	226.239	227.825	230.665	230.697
Vitreous china, fine earthenware, and other pottery products.....	12	61		312.212	317.073	317.073	321.916	321.916
Vitreous china, porcelain, and earthenware table and kitchenware and other pottery products.....	12	6101		312.168	317.029	317.029	321.871	321.871
Vitreous china, porcelain, and earthenware (semivitreous) table and kitchenware.....	12	610104	06/08	133.438	—	138.742	144.010	144.010
All other pottery products (including china decorated for the trade).....	12	610105	06/08	157.294	157.294	157.294	157.306	157.306
Mirrors (decorated and undecorated).....	12	65		191.867	191.867	191.867	205.446	205.446
Mirrors (decorated and undecorated), made from purchased glass.....	12	6501		191.867	191.867	191.867	205.446	205.446
Mirrors (decorated and undecorated), made from purchased glass.....	12	650104	12/04	123.593	123.593	123.593	132.339	132.339
Lawn/garden equipment.....	12	66		168.312	170.354	172.811	173.114	173.165
Parts and attachments for consumer lawn, garden, and snow equipment.....	12	6605	12/82	208.056	220.375	220.375	220.860	221.037
Parts and attachments for consumer lawn, garden, and snow equipment.....	12	660503	06/03	140.575	148.899	148.899	149.226	149.346
Consumer lawn, garden, and snow equipment.....	12	6607	05/18	113.485	113.595	115.645	115.835	115.855
Consumer lawn, garden, and snow equipment.....	12	660701	05/18	113.485	113.595	115.645	115.835	115.855
Consumer riding lawn, garden, and snow equipment.....	12	6607011	06/03	126.827	126.827	130.798	131.353	131.411
Consumer nonriding lawn, garden, and snow equipment.....	12	6607012	06/03	122.220	122.412	123.619	123.619	123.619

See footnotes at end of table.

Table 9. Producer price indexes for commodity and service groupings and individual items, not seasonally adjusted — Continued
 [August 2022, Index base 1982=100, unless otherwise indicated]

Title	Commodity code		Other index base	Unadjusted index ¹				
	Group code	Item code		Apr. 2022	May 2022 ^P	June 2022 ^P	July 2022 ^P	Aug. 2022 ^P
Cutlery, flatware (except precious), razors and razor blades.	12	67		268.956	268.956	269.550	269.912	269.912
Cutlery, flatware (except precious), razors and razor blades.	12	6701		268.956	268.956	269.550	269.912	269.912
Cutlery, scissors, shears, trimmers, and snips.	12	670141	12/83	264.200	264.200	264.200	265.934	265.934
Metal kitchen utensil, pots, and pans.	12	68		299.414	299.414	299.414	305.638	305.638
Metal kitchen utensil, pots, and pans.	12	6801		299.414	299.414	299.414	305.638	305.638
Stamped and spun kitchen utensils, except aluminum.	12	680102	06/84	—	—	—	284.680	284.680
Window shades, blinds, and accessories.	12	69	06/84	247.681	258.031	258.031	258.031	258.031
Window shades, blinds, and accessories.	12	6901	06/84	247.681	258.031	258.031	258.031	258.031
Window shades and window shade accessories and rollers.	12	690101	06/84	291.694	300.017	300.017	300.017	300.017
Nonmetallic mineral products.	13	—		296.190	299.192	303.159	308.623	311.755
Glass.	13	1		169.838	170.076	171.133	172.933	176.168
Flat glass.	13	11		158.018	158.133	158.584	160.630	164.564
Flat glass (float, sheet, and plate process).	13	1105		129.988	130.223	132.079	134.493	139.217
Flat glass (float, sheet, and plate process).	13	110511	06/83	125.298	125.525	127.314	129.640	134.194
Specialty glass.	13	1107		189.627	189.703	189.574	191.700	195.751
Specialty glass.	13	110703	06/11	138.258	138.313	138.219	139.769	142.722
Other glass products, made by flat glass producers.	13	1107034	06/11	151.121	151.121	149.253	158.195	160.679
Other finished glassware.	13	13	06/83	187.799	188.464	191.628	192.225	192.337
Pressed and blown glassware.	13	1301	06/83	190.786	191.461	194.676	195.282	195.396
Machine-made pressed & blown table, kitchen, art, & novelty glassware.	13	130116	12/11	145.693	145.509	150.899	150.899	150.899
All other machine-made pressed and blown glassware.	13	130117	12/11	118.094	119.092	119.341	119.921	120.067
Handmade pressed and blown glassware.	13	130118	12/11	117.574	117.648	117.648	120.186	120.186
Concrete ingredients and related products.	13	2		358.330	360.367	367.284	371.645	373.910
Construction sand, gravel, and crushed stone.	13	21		407.889	410.942	421.041	424.012	426.528
Construction sand, gravel and crushed stone.	13	2101		407.889	410.942	421.041	424.012	426.528
Construction sand and gravel (run of pit/bank, washed, screened, etc.)..	13	210120	12/11	157.893	159.567	160.365	163.049	163.049
Construction sand and gravel, Northeast.	13	2101201	12/12	160.015	160.227	160.227	169.497	169.497
Construction sand and gravel, Midwest.	13	2101202	12/12	167.849	171.052	171.989	173.687	173.687
Construction sand and gravel, West.	13	2101204	12/12	158.472	160.667	162.138	164.974	164.974
Crushed and broken stone.	13	210121		396.319	398.718	412.111	413.234	416.799
Crushed and broken limestone.	13	2101212	12/11	154.827	155.033	162.220	163.224	164.018
Crushed and broken granite.	13	2101213	12/11	146.478	149.247	150.479	150.263	151.026
Bituminous limestone, sandstone, & other crushed & broken stone. ...	13	2101219	12/11	133.083	134.973	135.176	133.835	138.151
Cement, hydraulic.	13	22		290.566	290.702	291.714	299.366	301.333
Cement, hydraulic.	13	2201		290.566	290.702	291.714	299.366	301.333
Cement, hydraulic.	13	220161	06/89	284.380	284.513	285.504	292.993	294.918
Concrete products.	13	3		320.351	323.795	328.211	335.128	339.982
Concrete block and brick.	13	31		319.738	320.093	321.772	327.641	329.836
Structural concrete block.	13	3111		328.598	329.695	329.995	338.187	340.886
Structural concrete block.	13	311135	12/87	268.173	269.069	269.313	275.999	278.202
Structural concrete block, lightweight units (weighing less than 105 lb/cubic ft.) (dry weight).	13	3111351	12/11	143.749	144.521	144.802	149.317	150.691
Structural concrete block, mediumweight units (weighing 105 - 124 lb/cubic ft.) (dry weight).	13	3111352	12/11	151.335	151.335	151.335	151.335	152.387
Structural concrete block, normalweight units (weighing 125 lb or more/cubic ft.) (dry weight).	13	3111353	12/11	138.878	139.128	139.085	142.935	143.863
Decorative concrete block.	13	3121		278.509	277.692	278.100	287.509	287.632
Decorative concrete block (including screen, split, slump, shadowal block, etc.).	13	312101		278.509	277.692	278.100	287.509	287.632
Concrete brick.	13	3131		296.082	296.650	301.347	301.347	301.347
Concrete brick.	13	313101		296.082	296.650	301.347	301.347	301.347
Concrete pavers.	13	3141		275.151	275.151	278.650	278.882	281.805
Concrete pavers (including grid, interlocking, etc.).	13	314101		275.151	275.151	278.650	278.882	281.805
Concrete pipe.	13	32		301.361	300.119	308.316	312.818	315.147
Concrete pipe.	13	3201		301.361	300.119	308.316	312.818	315.147
Concrete pipe.	13	320108	12/86	263.158	262.074	269.231	273.163	275.197
Concrete storm sewer pipe.	13	3201082	12/11	184.557	184.388	187.036	188.792	191.010
Concrete pipe, except concrete culvert and storm sewer pipe.	13	3201083	12/11	141.913	142.105	142.105	147.266	147.906
Ready-mix concrete.	13	33		318.852	319.519	322.406	330.290	335.472
Ready-mix concrete.	13	3301		318.852	319.519	322.406	330.290	335.472
Ready-mix concrete.	13	330101		318.852	319.519	322.406	330.290	335.472
Northeast region ready-mix concrete.	13	330101A	12/12	147.820	144.364	144.802	146.489	146.741
Midwest region ready-mix concrete.	13	330101B	12/12	136.765	138.503	141.260	143.606	142.611
South region ready-mix concrete.	13	330101C	12/12	145.626	144.912	145.555	151.013	154.478
West region ready-mix concrete.	13	330101D	12/12	155.667	158.216	159.722	161.966	166.895

See footnotes at end of table.

Table 9. Producer price indexes for commodity and service groupings and individual items, not seasonally adjusted — Continued
 [August 2022, Index base 1982=100, unless otherwise indicated]

Title	Commodity code		Other index base	Unadjusted index ¹				
	Group code	Item code		Apr. 2022	May 2022 ^P	June 2022 ^P	July 2022 ^P	Aug. 2022 ^P
Precast concrete products.....	13	34		343.296	347.879	350.598	357.982	360.594
Precast concrete products.....	13	3401		343.296	347.879	350.598	357.982	360.594
Precast concrete products.....	13	340106	12/86	302.859	306.902	309.301	315.815	318.120
Precast concrete slabs and tile, roof and floor units.....	13	3401061	12/11	152.237	152.475	152.475	154.817	156.985
Precast concrete architectural wall panels.....	13	3401062	12/11	164.971	175.023	180.023	180.486	180.834
Burial vaults and boxes, precast concrete.....	13	3401063	12/11	146.984	148.068	148.068	152.264	152.264
Precast concrete products (excl burial vaults and boxes, slabs and tile, and arch. wall panels).....	13	3401064	12/11	155.542	155.779	156.373	160.830	162.173
Prestressed concrete products.....	13	35		288.784	317.846	337.699	339.375	351.860
Prestressed concrete products.....	13	3501		288.784	317.846	337.699	339.375	351.860
Prestressed concrete products.....	13	350107	12/86	294.703	324.361	344.620	346.331	359.072
Prestressed concrete bridge beams and solid and hollow cored slabs and panels.....	13	3501071	12/07	193.715	218.171	233.358	235.296	243.832
Prestressed concrete bridge beams.....	13	35010711	12/07	149.858	180.003	194.189	194.189	206.338
Prestressed concrete solid and hollow cored slabs and panels.....	13	35010712	12/07	248.295	259.228	274.264	279.474	280.332
Prestressed concrete products (excl bridge beams and solid and hollow cored slabs and panels).....	13	3501072	12/07	111.570	118.851	125.033	125.033	129.729
Clay construction products ex. refractories.....	13	4		210.285	210.285	211.382	211.972	212.824
Brick and structural clay tile.....	13	42	12/84	232.187	232.187	234.426	235.704	237.549
Building or common brick.....	13	4201	12/84	229.694	229.694	231.778	233.098	234.691
Building or common brick.....	13	420101	12/84	229.694	229.694	231.778	233.098	234.691
Glazed brick and other brick (paving, floor, and sewer).....	13	4202	12/84	260.697	260.697	266.554	266.554	274.624
Glazed brick and other brick (paving, floor, and sewer).....	13	420201	12/84	260.697	260.697	266.554	266.554	274.624
Clay floor and wall tile, glazed and unglazed.....	13	44		126.626	126.626	126.626	126.626	126.626
Clay floor and wall tile, glazed and unglazed (including quarry tile and ceramic mosaic tile).....	13	4401		126.626	126.626	126.626	126.626	126.626
Clay floor and wall tile, glazed and unglazed (including quarry tile and ceramic mosaic tile).....	13	440131		126.627	126.627	126.627	126.627	126.627
Structural clay products, n.e.c.....	13	45		321.688	321.688	323.116	323.116	323.116
Structural clay products, n.e.c.....	13	4501		321.688	321.688	323.116	323.116	323.116
All other structural clay products, excluding clay refractories.....	13	450199	12/85	278.532	278.532	280.127	280.127	280.127
Refractories.....	13	5		326.978	322.845	323.979	328.789	332.427
Clay refractories.....	13	52		372.434	372.434	372.434	372.434	372.891
Clay refractories.....	13	5201		372.434	372.434	372.434	372.434	372.891
Clay refractories.....	13	520181	12/04	209.187	209.187	209.187	209.187	209.444
Nonclay refractories.....	13	53		290.022	283.664	285.408	292.807	298.143
Nonclay refractories (excluding dead-burned magnesia).....	13	5301		290.022	283.664	285.408	292.807	298.143
Nonclay refractories (excluding dead-burned magnesia).....	13	530112	12/04	190.238	186.068	187.212	192.065	195.565
Asphalt felts and coatings.....	13	6		315.982	320.355	325.277	324.568	326.233
Prepared asphalt and tar roofing and siding products.....	13	61		320.342	327.363	332.406	331.202	331.831
Prepared asphalt and tar roofing and siding products.....	13	6101		320.342	327.363	332.406	331.202	331.831
Prepared asphalt and tar roofing and siding products.....	13	610131	12/03	291.326	297.711	302.298	301.203	301.774
Asphalt smooth-surfaced roll roofing and cap sheets, organic and fiberglass base.....	13	6101311	12/12	122.804	127.066	134.850	134.850	135.119
Asphalt mineral-surfaced roll roofing and cap sheets, organic and fiberglass base.....	13	6101312	12/11	159.343	158.386	170.433	170.907	171.065
Other prepared asphalt and tar products for roofing and siding.....	13	6101317	12/11	123.073	123.428	124.464	125.716	126.102
Roofing asphalts, pitches, coatings, and cement.....	13	62		259.897	247.167	250.878	253.356	261.407
Roofing asphalts, pitches, coatings, and cement.....	13	6201		259.897	247.167	250.878	253.356	261.407
Roofing asphalts, pitches, coatings, and cement.....	13	620121	06/84	246.179	234.121	237.636	239.984	247.610
Gypsum products.....	13	7		422.171	445.521	448.077	449.187	461.846
Gypsum products.....	13	71		422.171	445.521	448.077	449.187	461.846
Gypsum products.....	13	7101		422.171	445.521	448.077	449.187	461.846
Gypsum building materials.....	13	710102	12/93	318.686	339.736	342.031	343.021	354.436
Other gypsum products.....	13	710116	12/99	245.137	245.162	245.203	245.245	245.245
Glass containers.....	13	8		249.614	249.614	250.731	251.523	251.523
Glass containers.....	13	81		249.614	249.614	250.731	251.523	251.523
Glass containers (including value of packaging).....	13	8101		249.614	249.614	250.731	251.523	251.523
Glass containers (including value of packaging).....	13	810104	06/95	190.910	190.910	191.764	192.370	192.370
Other nonmetallic minerals.....	13	9		288.816	292.493	296.682	306.590	308.355
Insulation materials.....	13	92		246.962	247.598	250.221	258.364	259.945
Mineral wool for thermal and acoustical envelope insulation.....	13	9201		245.775	246.256	249.240	257.424	258.416
Mineral wool for thermal and acoustical envelope insulation.....	13	920105	06/07	187.276	187.642	189.916	196.152	196.907
Mineral wool for industrial, equipment, and appliance insulation.....	13	9202		208.056	208.932	210.309	216.990	219.620
Mineral wool for industrial, equipment, and appliance insulation.....	13	920201		208.056	208.932	210.309	216.990	219.620

See footnotes at end of table.

Table 9. Producer price indexes for commodity and service groupings and individual items, not seasonally adjusted — Continued
 [August 2022, Index base 1982=100, unless otherwise indicated]

Title	Commodity code		Other index base	Unadjusted index ¹				
	Group code	Item code		Apr. 2022	May 2022 ^P	June 2022 ^P	July 2022 ^P	Aug. 2022 ^P
Paving mixtures and blocks.....	13	94		357.152	369.726	380.690	391.659	395.601
Paving mixtures and blocks.....	13	9401		357.152	369.726	380.690	391.659	395.601
Paving mixtures and blocks.....	13	940113	12/03	251.973	260.844	268.579	276.318	279.099
Emulsified asphalt, including liquid additives.....	13	940113A	12/09	134.759	147.954	153.781	157.472	157.320
Other liquid asphalt and tar paving materials, including cut-backs.....	13	940113B	12/09	163.777	172.155	182.909	194.839	204.370
Asphalt and tar paving mixtures (excluding liquid).....	13	940113C	12/09	132.421	133.172	136.118	139.944	141.346
Cut stone and stone products.....	13	95	12/84	217.082	218.913	220.120	229.989	229.657
Cut stone and stone products.....	13	9501	12/84	217.082	218.913	220.120	229.989	229.657
Dressed dimension granite (including gneiss, syenite, diorite, and cut granite).....	13	950111	12/84	210.069	212.171	212.574	226.641	227.707
Dressed dimension limestone (including dolomite, travertine, calcareous, tufa, & cut limestone).....	13	950121	12/84	208.141	208.141	208.141	208.141	208.310
Dressed dimension marble and other stone.....	13	950151	12/04	148.791	149.862	152.646	152.646	149.348
Gaskets, packing, and sealing devices.....	13	98	12/85	224.416	225.452	227.419	232.582	232.210
Gaskets and gasketing material.....	13	9801	12/85	250.227	250.226	249.502	254.259	254.295
Nonmetallic gaskets and gasketing.....	13	980111	12/90	217.406	217.405	219.711	227.899	227.961
Metallic gaskets and machined seals.....	13	980112	12/90	204.205	204.205	200.804	200.804	200.804
Packing and sealing.....	13	9802	12/85	205.473	207.497	212.011	217.668	216.910
Compression packing.....	13	980211	12/90	248.199	248.199	250.980	250.980	250.980
Molded packing and sealing devices.....	13	980212	12/90	176.885	180.542	181.341	191.563	190.192
Rotary oil seals.....	13	980214	12/90	162.794	162.794	167.705	167.705	167.705
Nonmetallic minerals and products, n.e.c.....	13	99	06/82	267.748	267.755	269.272	280.238	282.342
Industrial sand.....	13	9901	06/82	283.455	283.937	283.937	290.469	290.469
Hydraulic fracturing sand and all other industrial sand.....	13	990121	06/82	172.966	173.642	173.642	182.810	182.810
All other industrial sand.....	13	9901212	12/12	158.694	159.314	159.314	167.726	167.726
Clay and stone mining and quarrying.....	13	9902	06/84	275.523	275.240	278.410	292.384	296.695
Ground or treated minerals and earths.....	13	990209	06/85	268.238	268.921	273.179	293.114	296.120
Treated lightweight aggregate and crushed slag, minerals and earths.....	13	9902094	12/14	139.983	145.406	149.450	149.606	149.606
Other minerals and earths, treated.....	13	9902096	12/14	82.958	82.485	82.715	85.455	88.013
Dimension stone mining and quarrying.....	13	990211	06/85	251.763	251.763	251.763	256.468	261.744
Clay, excluding kaolin and ball clay.....	13	990214	06/90	212.043	212.739	214.556	219.668	223.426
Bentonite.....	13	990214C	12/07	138.695	138.695	142.291	152.092	152.092
All other nonmetallic minerals, including talc and gypsum.....	13	990299	06/85	333.698	327.384	328.156	327.187	336.727
All other miscellaneous nonmetallic mineral products.....	13	9903	12/85	218.496	218.671	218.688	226.270	226.385
Dry-mixed concrete materials (prepackaged sand, gravel, mortar, and cement premixes).....	13	990312	12/11	139.514	139.514	139.514	145.796	145.796
Other nonmetallic mineral products.....	13	990313	12/11	107.811	108.142	108.176	108.744	108.961
Transportation equipment.....	14	-		196.375	197.277	198.057	198.586	199.289
Motor vehicles and equipment.....	14	1		164.023	164.850	165.509	165.980	166.593
Motor vehicles.....	14	11		165.844	166.710	167.326	167.797	167.999
Passenger cars and chassis.....	14	1101		140.876	141.934	142.184	142.279	142.416
Passenger cars.....	14	110131	06/82	140.588	141.643	141.893	141.988	142.125
Motorcycles, including three-wheel motorbikes, motorscooters, mopeds, and parts.....	14	1104		193.005	193.005	193.336	193.494	193.494
Motorcycles, including three-wheel motorbikes, motorscooters, mopeds, and parts.....	14	110401		207.876	207.876	208.232	208.403	208.403
Trucks, truck tractors, & bus chassis 14,000 lb or less, incl. minivans & suvs.....	14	1105		190.029	190.372	191.330	192.290	192.571
Trucks, truck tractors, & bus chassis 14,000 lb or less, incl. minivans & suvs.....	14	110571	12/82	182.836	183.167	184.088	185.012	185.283
Trucks, over 14,000 lbs GVW.....	14	1106		238.462	241.744	242.829	242.942	243.185
Trucks, over 14,000 lbs GVW.....	14	110684	12/05	143.952	145.934	146.589	146.657	146.804
Buses, including military and firefighting vehicles (chassis of own manufacture).....	14	1106843	06/11	130.532	138.914	140.388	140.570	140.570
Motor vehicles parts.....	14	12		137.336	137.568	138.082	138.461	139.512
Motor vehicles parts.....	14	1205	12/03	123.068	123.276	123.737	124.076	125.018
Gasoline engines and engine parts, excl. carburetors, pistons, and valves.....	14	120501	12/03	131.855	132.300	132.824	133.230	133.191
Motor vehicle steering and suspension parts.....	14	120502	12/03	112.821	112.822	112.822	110.737	109.487
Motor vehicle transmission and power train.....	14	120503	12/03	119.318	119.394	119.566	119.404	121.828
Motor vehicle drive train components, except wheels and brakes, new.....	14	1205031	12/11	110.377	110.448	110.609	110.453	112.718
Motor vehicle transmissions except auxiliary and parts, new.....	14	12050310	06/12	108.549	108.654	108.788	108.977	108.977
Parts for manual and automatic transmissions, new.....	14	12050313	12/11	108.945	109.109	109.198	109.200	126.669
Other motor vehicle drive train components, except wheels and brakes, new.....	14	12050315	12/11	102.563	102.557	103.116	102.470	102.749
Motor vehicle drive train components, rebuilt.....	14	1205033	12/11	125.787	125.787	125.787	126.281	126.281
Motor vehicle brake systems.....	14	120504	12/03	137.620	138.044	138.266	144.376	144.127
Motor vehicle brake parts and assemblies, new.....	14	1205041	12/11	126.115	126.535	126.754	132.356	132.127

See footnotes at end of table.

Table 9. Producer price indexes for commodity and service groupings and individual items, not seasonally adjusted — Continued
 [August 2022, Index base 1982=100, unless otherwise indicated]

Title	Commodity code		Other index base	Unadjusted index ¹				
	Group code	Item code		Apr. 2022	May 2022 ^P	June 2022 ^P	July 2022 ^P	Aug. 2022 ^P
Motor vehicle drum brake assemblies and parts, new.....	14	1205041A	12/11	152.074	156.593	—	159.397	159.397
Other motor vehicle brake parts and assemblies, new.....	14	1205041B	12/11	102.549	101.732	101.714	116.114	115.879
Motor vehicle disc brake assemblies and parts, new.....	14	1205041C	12/11	142.779	142.956	142.771	138.947	138.628
Filters for internal combustion engines and motor vehicles.....	14	120505	12/03	150.885	152.763	152.763	158.650	158.650
Other motor vehicle parts.....	14	120508	12/03	110.774	111.170	111.151	111.284	112.250
Vehicle seating and interior trim.....	14	120511	06/04	112.409	112.683	113.503	113.638	113.890
Automobile trimmings.....	14	1205111	06/09	89.854	89.906	89.906	90.026	90.026
Seats for public conveyance and aircraft.....	14	1205113	06/09	116.838	117.230	117.920	118.094	118.554
Motor vehicle air conditioning systems and compressors.....	14	120512	12/11	103.819	103.819	106.318	105.784	102.423
Carburetors, pistons, piston rings, and valves.....	14	120513		197.418	197.544	199.871	200.264	200.264
Motor vehicle electrical and electronic equipment.....	14	120514		136.021	135.721	135.630	135.858	136.448
Vehicular lighting equipment.....	14	1205141		146.544	146.544	145.958	146.145	147.238
Other motor vehicle electrical and electronic equipment.....	14	1205142		138.283	137.913	137.920	138.164	138.670
Battery charging alternators, generators, and regulators.....	14	12051422	06/00	107.658	107.821	107.797	107.749	108.015
Parts for electrical and electronic engine equipment.....	14	12051424	06/00	98.542	98.275	98.275	98.218	98.218
All other miscellaneous non-engine electrical and electronic equipment.....	14	12051425	12/03	115.138	114.245	114.320	114.509	115.330
All other miscellaneous complete engine electrical equipment, including spark plugs.....	14	12051426	06/00	104.321	105.459	104.724	105.958	105.958
Truck and bus bodies.....	14	13	12/82	303.899	315.486	319.613	320.512	322.687
Truck and bus bodies sold separately.....	14	1301	12/82	305.112	327.563	328.129	329.532	329.809
Other truck and vehicle bodies, sold separately.....	14	13015	12/08	139.195	145.365	145.930	145.905	146.028
Dump truck bodies, sold separately.....	14	130151	12/08	193.899	193.899	193.899	193.899	193.899
All other truck and vehicle bodies, sold separately.....	14	130152	12/08	130.663	139.155	139.371	139.336	139.217
Service truck bodies, sold separately.....	14	130153	09/15	128.277	128.481	130.723	130.724	131.869
Complete vehicles on purchased chassis.....	14	1302	12/82	301.877	302.136	309.683	310.090	314.088
Buses and firefighting vehicles, complete, produced on purchased chassis.....	14	13027	12/08	125.690	125.900	126.425	126.949	126.949
Buses and firefighting vehicles, complete, produced on purchased chassis.....	14	130275	12/08	125.690	125.900	126.425	126.949	126.949
Other trucks and vehicles, complete, produced on purchased chassis.....	14	13029	12/08	146.159	146.254	150.675	150.768	153.191
Other trucks and vehicles, complete, produced on purchased chassis, except upfitting trucks.....	14	130294	09/15	127.272	127.378	132.287	132.391	134.856
Upfitting trucks, complete, produced on purchased chassis.....	14	130299	09/15	147.759	147.759	147.759	147.759	148.709
Truck trailers.....	14	14		329.229	330.719	333.013	335.439	335.784
Truck trailers.....	14	1406	12/86	319.162	320.607	322.831	325.183	325.517
Truck trailers and chassis, axle rating 10,000 lb or more.....	14	140602	12/86	312.059	313.460	314.291	316.418	316.796
Truck trailers and chassis, axle rating less than 10,000 lb.....	14	140603	12/11	202.268	203.227	210.272	212.485	212.485
Motor homes, built on purchased chassis.....	14	15	06/84	212.456	212.808	212.808	213.234	213.396
Motor homes, built on purchased chassis.....	14	1501	06/84	212.456	212.808	212.808	213.234	213.396
Motor homes, built on purchased chassis.....	14	150101	06/84	212.456	212.808	212.808	213.234	213.396
Travel trailers and campers.....	14	16	06/84	287.786	290.901	291.219	291.447	291.965
Travel trailers.....	14	1601	06/84	274.343	278.125	278.390	278.586	279.135
Travel trailers.....	14	160101	06/84	274.343	278.125	278.390	278.586	279.135
Conventional travel trailers.....	14	1601016	12/11	160.980	162.065	162.320	162.508	163.653
Camping trailers, campers, pick-up covers, and parts.....	14	1602	06/84	329.894	329.894	330.427	330.779	331.132
Camping trailers, campers, pick-up covers, and parts.....	14	160201	06/84	329.894	329.894	330.427	330.779	331.132
Other parts and components, excluding appliances and furnishings.....	14	1602013	12/11	192.022	192.022	192.022	192.022	192.022
Aircraft and aircraft equipment.....	14	2		292.276	293.213	294.404	295.060	296.025
Aircraft.....	14	21		325.614	326.924	328.206	329.155	329.966
Civilian aircraft.....	14	2102	12/85	308.912	310.786	312.621	313.938	315.099
Civilian aircraft.....	14	210206	12/03	167.264	168.278	169.272	169.985	170.614
Military aircraft.....	14	2104	06/13	105.297	105.297	105.297	105.324	105.324
Military aircraft.....	14	210401	06/13	105.297	105.297	105.297	105.324	105.324
Aircraft engine and engine parts.....	14	23	12/85	240.921	241.474	242.972	243.614	245.625
Aircraft engine and engine parts.....	14	2301	12/85	240.921	241.474	242.972	243.614	245.625
Aircraft engine and engine parts.....	14	230101	12/85	240.921	241.474	242.972	243.614	245.625
Aeronautical services on aircraft engines.....	14	2301015	12/11	135.974	135.364	136.158	136.158	139.778
Aircraft engine parts and accessories.....	14	2301017	12/11	113.587	113.881	114.913	114.903	114.893
Parts and accessories for military aircraft engines.....	14	23010175	12/11	122.488	122.488	123.176	123.204	123.204
Parts and accessories for civilian aircraft engines.....	14	23010177	12/11	111.703	112.061	113.166	113.148	113.136
Other aircraft parts and equipment.....	14	25	06/85	196.924	197.315	197.790	197.822	197.948
Other aircraft parts and equipment.....	14	2501	06/85	196.924	197.315	197.790	197.822	197.948
Aircraft propellers and helicopter rotors.....	14	250102	06/08	152.497	155.703	155.703	155.862	156.504
Aircraft parts and auxiliary equipment.....	14	250103	06/08	117.906	117.906	118.253	118.262	118.297
Aircraft landing gear for civilian and military aircraft.....	14	2501032	06/08	163.893	163.893	163.893	163.893	163.893
Other aircraft subassemblies and parts for military aircraft.....	14	2501033	06/08	123.945	123.945	123.945	123.978	123.978
Other aircraft subassemblies and parts for civilian aircraft.....	14	2501034	06/08	107.543	107.543	108.059	108.059	108.112

See footnotes at end of table.

Table 9. Producer price indexes for commodity and service groupings and individual items, not seasonally adjusted — Continued
 [August 2022, Index base 1982=100, unless otherwise indicated]

Title	Commodity code		Other index base	Unadjusted index ¹				
	Group code	Item code		Apr. 2022	May 2022 ^P	June 2022 ^P	July 2022 ^P	Aug. 2022 ^P
Ships and boats.....	14	3		293.291	296.202	297.762	299.128	300.673
Ships.....	14	31	12/85	244.022	247.499	247.815	247.815	247.775
Military self-propelled ships, new construction.....	14	3102	06/96	150.216	150.124	150.258	150.258	150.223
Military self-propelled ships, new construction.....	14	310201	06/96	150.216	150.124	150.258	150.258	150.223
Nonmilitary self-propelled ships, new construction.....	14	3103	06/96	256.811	259.942	261.415	261.415	261.415
Nonmilitary self-propelled ships, new construction.....	14	310301	12/85	391.972	396.752	398.999	398.999	398.999
Boats.....	14	32		326.382	326.584	331.043	335.710	341.104
Outboard motorboats, including commercial and military (except sailboats and lifeboats).....	14	3201		365.309	365.745	371.109	380.146	389.180
Outboard motorboats, wood or metal, incl. comm. and military (exc. sailboats and lifeboats).....	14	320107	06/11	159.481	159.592	162.862	162.811	170.088
Outboard motorboats, plastics/fiberglass, incl. comm. and mil. (exc. sailboats and lifeboats).....	14	320108	06/11	153.344	153.595	155.050	162.275	163.205
Inboard motorboats, including commercial and military (except sailboats and lifeboats).....	14	3202		337.497	337.497	338.733	340.954	343.843
Inboard cabin cruisers, including commercial and military (except sailboats and lifeboats).....	14	320206	12/03	171.043	171.043	171.043	171.043	173.955
Other inboard motorboats, including commercial and military (except sailboats and lifeboats).....	14	320207	06/11	148.245	148.245	149.245	151.043	151.254
Inboard-outdrive boats, including commercial and military (except sailboats and lifeboats).....	14	3203		271.450	271.450	282.955	282.955	282.972
All other inboard-outdrive boats, incl. comm. and military (except sailboats and lifeboats).....	14	320310	12/03	157.098	157.098	162.002	162.002	162.012
All other boats (excluding military and commercial).....	14	3204		271.302	271.302	262.110	262.110	268.519
All other boats (excluding military and commercial).....	14	320406	12/03	153.674	153.674	148.467	148.467	152.097
Railroad equipment.....	14	4		210.761	210.942	210.986	211.099	211.887
Railroad cars and locomotives.....	14	44	05/22	—	100.000	100.000	100.000	100.000
Railroad cars and locomotives.....	14	4401	05/22	—	100.000	100.000	100.000	100.000
Railroad cars.....	14	440102	12/01	167.624	167.624	167.624	167.624	—
Railway maintenance of way equipment and parts.....	14	45	05/22	—	100.000	100.123	100.438	102.639
Railway maintenance of way equipment and parts.....	14	4501		200.160	200.619	200.865	201.498	205.913
Air brake and other brake equipment.....	14	450101	12/03	104.719	104.719	104.719	104.746	104.746
Railway maintenance of way & all other railroad and streetcar equipment, parts and accessories.....	14	450102	12/03	150.248	150.638	150.847	151.380	155.131
Transportation equipment, n.e.c.....	14	9		201.470	201.858	202.309	202.552	201.982
Transportation equipment, n.e.c.....	14	91		201.470	201.858	202.309	202.552	201.982
Other transportation equipment, incl. golf carts, vehicle trailers, and all-terrain vehicles.....	14	9111	06/85	201.470	201.858	202.309	202.552	201.982
Automobile and light truck trailers.....	14	911104	12/92	269.159	271.079	272.538	271.173	271.102
All other miscellaneous transportation equipment, including all-terrain vehicles.....	14	911105	06/85	155.650	155.583	155.605	156.392	155.895
All-terrain vehicles and parts.....	14	9111051	06/08	110.247	110.185	110.187	110.487	110.043
All other miscellaneous transportation equipment and parts.....	14	9111052	06/08	118.024	118.011	118.060	119.306	119.161
Miscellaneous products.....	15	—		316.212	319.431	321.074	321.935	324.028
Toys, sporting goods, small arms, etc.....	15	1		191.731	195.035	200.745	200.814	200.822
Toys, games, and children's vehicles.....	15	11		176.566	176.566	176.566	176.566	176.566
Toys, games, and children's vehicles.....	15	1101		176.566	176.566	176.566	176.566	176.566
Nonelectronic games and puzzles (excl. toys), and electronic toys (incl. parts).....	15	110152	06/85	148.512	148.512	148.512	148.512	148.512
Nonelectronic games and puzzles, including parts.....	15	1101521	12/07	118.500	118.500	118.500	118.500	118.500
Other nonelectronic toys, including parts.....	15	110154	06/85	192.588	192.588	192.588	192.588	192.588
Models, science & craft kits/supply, & collectors' miniatures.....	15	110155	06/85	271.988	271.988	271.988	271.988	271.988
Sporting and athletic goods.....	15	12		178.118	182.796	191.805	191.917	191.929
Sporting and athletic goods.....	15	1201		178.118	182.796	191.805	191.917	191.929
Golf equipment, excluding apparel and shoes.....	15	120127	12/85	121.786	129.818	145.837	145.808	—
Bicycles, adult tricycles, unicycles and parts.....	15	120182	12/84	167.630	167.630	168.161	168.161	168.325
Playground equipment.....	15	120185	12/98	333.311	333.311	343.332	343.332	343.332
Gymnasium and exercise equipment.....	15	120192	12/98	146.625	149.959	152.850	152.885	152.885
Other sporting and athletic goods.....	15	120193	12/85	171.307	171.307	171.307	171.743	171.743
Small arms and ammunition.....	15	13		309.202	311.153	311.989	311.989	311.989
Small arms.....	15	1301		255.705	255.705	255.705	255.705	255.705
Single barrel shotguns, other small firearms n.e.c., and parts & attachments for small arms.....	15	130128	06/13	106.027	106.027	106.027	106.027	106.027
Small arms ammunition.....	15	1302		407.416	413.787	416.816	416.816	416.816
Small arms ammunition.....	15	130281	06/02	282.760	287.181	289.284	289.284	289.284
Other small arms ammunition products.....	15	1303	06/85	275.506	278.114	278.114	278.114	278.114
All other small arms ammunition products.....	15	130308	06/02	189.523	191.317	191.317	191.317	191.317
Tobacco products, incl. stemmed & redried.....	15	2		1,097.077	1,119.558	1,122.320	1,130.365	1,151.680

See footnotes at end of table.

Table 9. Producer price indexes for commodity and service groupings and individual items, not seasonally adjusted — Continued
 [August 2022, Index base 1982=100, unless otherwise indicated]

Title	Commodity code		Other index base	Unadjusted index ¹				
	Group code	Item code		Apr. 2022	May 2022 ^P	June 2022 ^P	July 2022 ^P	Aug. 2022 ^P
Cigarettes, excluding electronic.....	15	21		1,372.583	1,406.209	1,406.209	1,418.131	1,446.131
Cigarettes, excluding electronic.....	15	2101		1,372.583	1,406.209	1,406.209	1,418.131	1,446.131
Cigarettes, excluding electronic.....	15	210105	12/04	263.790	270.253	270.253	272.544	277.925
Stemmed and redried tobacco.....	15	24	06/84	105.215	105.547	105.547	105.547	105.395
Stemmed and redried tobacco.....	15	2402	06/84	103.830	104.157	104.157	104.157	104.008
Stemmed and redried tobacco.....	15	240208	06/99	113.852	114.211	114.211	114.211	114.046
Tobacco, unstemmed leaf, redried before packing.....	15	2402081	12/11	105.540	106.180	106.180	106.180	106.056
Tobacco, stemmed.....	15	2402084	12/11	99.889	99.889	99.889	99.889	99.715
Other tobacco products.....	15	25	12/05	199.016	199.010	202.450	202.570	205.911
Other tobacco products.....	15	2501	12/05	199.016	199.010	202.450	202.570	205.911
Other tobacco products.....	15	250101	12/05	199.016	199.010	202.450	202.570	205.911
Cigars.....	15	2501011	12/11	124.280	124.280	124.280	124.280	124.280
Chewing and smoking tobacco.....	15	2501014	12/11	173.710	173.710	177.150	177.280	180.741
Notions.....	15	3		246.801	247.450	247.819	256.408	256.408
Fasteners, zippers, buttons, needles, pins, and buckles.....	15	32		252.606	253.270	253.648	262.439	262.439
Fasteners, zippers, buttons, needles, pins, and buckles.....	15	3201		252.606	253.270	253.648	262.439	262.439
Fasteners, zippers, buttons, needles, pins, and buckles (except precious metal).....	15	320100		252.606	253.270	253.648	262.439	262.439
Photographic equipment and supplies.....	15	4		162.195	162.006	163.000	161.718	162.738
Photographic and photocopying equipment.....	15	41		99.569	99.569	99.569	-	-
Photographic and photocopying equipment.....	15	4107	12/83	121.936	121.936	121.936	-	-
Photographic and photocopying equipment.....	15	410701	12/83	121.936	121.936	121.936	-	-
Motion picture & other photographic equipment, n.e.c.....	15	4107019	12/11	139.182	139.182	139.182	-	-
Photographic supplies.....	15	42		189.773	189.481	191.017	189.036	190.612
Photographic supplies.....	15	4206	12/83	186.391	186.104	187.613	185.667	187.215
Photographic supplies.....	15	420601	12/83	186.391	186.104	187.613	185.667	187.215
Prepared photographic chemicals.....	15	4206011	12/07	102.542	102.644	102.772	102.772	102.772
Photographic sensitized film, plates, paper, & cloth.....	15	4206012	12/07	173.305	172.909	174.660	172.319	174.181
Photographic sensitized film, plates, paper, & cloth, silver-halide-type (excluding X-ray).....	15	42060121	12/07	177.197	176.493	178.136	173.972	177.284
Photographic sensitized film etc., less silver halide type (inc. X-ray)...	15	42060122	12/07	157.881	157.881	159.656	159.656	159.656
Mobile homes.....	15	5		500.887	503.898	505.701	501.876	494.446
Manufactured homes (mobile homes), all sizes (incl. multisection).....	15	53		513.777	516.866	518.715	514.791	507.170
Manufactured mobile homes and nonresidential mobile buildings.....	15	5303	12/86	481.276	484.170	485.902	482.226	475.087
Manufactured homes (mobile homes), all width sizes (incl. multisection).....	15	530301	12/86	481.276	484.170	485.902	482.226	475.087
Medical, surgical & personal aid devices.....	15	6		192.978	193.425	193.770	194.088	194.292
Surgical and medical instruments.....	15	62	06/82	144.945	146.451	146.589	146.731	146.785
Surgical and medical instruments.....	15	6201	06/82	144.945	146.451	146.589	146.731	146.785
Surgical and medical instruments.....	15	620103	06/05	107.354	108.469	108.572	108.677	108.717
Surgical and medical catheters.....	15	6201031	12/11	91.521	93.137	92.924	92.924	92.924
Orthopedic and surgical instruments.....	15	6201033	06/12	110.274	113.101	113.899	113.983	113.994
Other surgical and medical apparatus and instruments, excluding parts.....	15	6201037	06/12	100.569	100.418	99.972	100.334	100.456
Parts for surgical and medical apparatus and instruments.....	15	6201038	06/12	109.725	109.765	109.765	109.389	109.474
Medical and surgical appliances and supplies.....	15	63	06/83	224.783	224.733	225.377	225.359	225.730
Medical and surgical appliances and supplies.....	15	6301	06/83	224.783	224.733	225.377	225.359	225.730
Medical and surgical appliances and supplies.....	15	630104	12/03	124.274	124.247	124.603	124.593	124.798
Other orthopedic and prosthetic appliances.....	15	6301042	12/11	98.734	98.837	99.106	99.106	99.106
All other surgical and medical items.....	15	6301044	12/11	119.406	119.340	119.686	119.674	119.924
Ophthalmic goods.....	15	64	12/83	164.678	164.678	164.678	164.678	165.254
Ophthalmic goods.....	15	6401	12/83	164.678	164.678	164.678	164.678	165.254
Ophthalmic fronts, temples, and focal and contact lenses.....	15	640107	12/11	117.414	117.414	117.414	117.414	118.041
Dental equipment and supplies.....	15	65	06/85	408.167	394.294	395.946	402.249	402.249
Dental equipment and supplies.....	15	6501	06/85	408.167	394.294	395.946	402.249	402.249
Dental equipment and supplies.....	15	650107	12/05	208.714	201.620	202.465	205.688	205.688
Professional dental equipment and supplies.....	15	6501071	12/07	146.863	146.863	147.803	151.393	151.393
Professional dental equipment.....	15	65010711	12/07	149.024	149.024	149.024	158.591	158.591
Professional dental supplies.....	15	65010712	12/07	143.139	143.139	144.775	143.809	143.809
Other industrial safety equipment.....	15	7		294.568	312.929	312.929	313.317	313.317
Personal safety equipment and clothing.....	15	71		294.568	312.929	312.929	313.317	313.317
Personal safety equipment and clothing.....	15	7108	06/04	137.973	146.573	146.573	146.755	146.755
Personal safety equipment and clothing.....	15	710802	06/04	137.973	146.573	146.573	146.755	146.755
Other miscellaneous products.....	15	9		236.693	237.601	238.486	239.117	240.537

See footnotes at end of table.

Table 9. Producer price indexes for commodity and service groupings and individual items, not seasonally adjusted — Continued
 [August 2022, Index base 1982=100, unless otherwise indicated]

Title	Commodity code		Other index base	Unadjusted index ¹				
	Group code	Item code		Apr. 2022	May 2022 ^P	June 2022 ^P	July 2022 ^P	Aug. 2022 ^P
Burial caskets.....	15	91		465.242	466.864	466.864	466.864	466.864
Burial caskets.....	15	9101		465.242	466.864	466.864	466.864	466.864
Burial caskets.....	15	910109	12/04	213.207	213.950	213.950	213.950	213.950
Metal burial caskets & coffins, completely lined & trimmed, adult sizes.....	15	9101091	12/11	147.128	148.047	148.047	148.047	148.047
Other burial caskets & coffins, including burial boxes and vaults (except concrete and stone).....	15	9101095	12/11	150.136	150.136	150.136	150.136	150.136
Musical instruments.....	15	93		272.731	273.904	273.904	280.401	283.171
Musical instruments.....	15	9301		272.731	273.904	273.904	280.401	283.171
Nonelectronic pianos, organs, and nonelectronic piano and organ parts, excluding benches.....	15	930113	12/09	157.573	162.508	162.508	164.411	164.411
Other musical instruments and parts.....	15	930117	06/85	254.165	254.165	254.165	260.695	263.687
Other nonelectronic musical instruments.....	15	9301172	12/09	130.678	130.678	130.678	137.236	137.236
Other musical instrument parts & accessories, sold separately, excl. benches & instrument cases.....	15	9301173	12/09	131.753	131.753	131.753	134.147	137.621
Jewelry and jewelry products.....	15	94		254.233	256.117	255.603	251.352	254.082
Jewelry (gold and platinum) and silverware.....	15	9402		278.755	282.601	282.231	274.157	278.797
Jewelry, gold and platinum.....	15	940222	12/11	118.064	119.720	119.561	116.083	118.048
Costume jewelry and novelties.....	15	9404		225.216	225.216	225.216	228.519	228.519
Costume jewelry and novelties.....	15	940415	12/03	154.884	154.884	154.884	157.155	157.155
All other jewelry and personal goods (excluding costume).....	15	9407	06/07	153.660	153.661	152.225	150.795	151.728
All other jewelry and personal goods (excluding costume).....	15	940714	06/07	153.660	153.661	152.225	150.795	151.728
Jewelers' material and lapidary work.....	15	9408	12/08	162.696	162.117	162.358	161.682	161.972
Pens, pencils, and marking devices.....	15	95		210.555	213.276	217.159	218.362	218.418
Pens, markers, mechanical pencils, and associated parts.....	15	9502	12/85	199.417	203.913	207.710	207.710	207.710
Pens, markers, mechanical pencils, and associated parts.....	15	950210	12/85	199.417	203.913	207.710	207.710	207.710
Lead pencils, art goods, office supplies and small office equipment, excluding paper.....	15	9503	12/85	198.327	200.961	206.277	208.620	208.620
Lead pencils, art goods, office supplies and small office equipment, excluding paper.....	15	950307	12/85	198.327	200.961	206.277	208.620	208.620
Marking devices.....	15	9504	12/85	186.618	186.618	186.618	186.618	186.837
Marking devices.....	15	950406	12/05	130.846	130.846	130.846	130.846	130.999
Watches, clocks, watchcases, and parts.....	15	96		159.353	159.353	159.353	—	—
Watches, clocks, watchcases, and parts.....	15	9603	06/01	130.815	130.815	130.815	—	—
Watches, clocks, watchcases, and parts.....	15	960313	06/04	122.658	122.658	122.658	—	—
Brooms and brushes.....	15	97		214.648	215.169	215.581	220.381	220.769
Brooms, brushes and mops.....	15	9705	12/85	205.489	205.987	206.382	210.977	211.349
Brooms, mops, and dusters.....	15	970501	12/85	237.870	238.213	239.594	239.594	239.594
Brooms.....	15	9705011	12/11	130.505	130.839	130.839	130.839	130.839
Mops and dusters, including refills.....	15	9705012	12/11	124.203	124.229	125.742	125.742	125.742
Paint and varnish brushes and rollers.....	15	970502	12/85	178.061	180.790	180.790	180.790	180.790
Paint and varnish brushes.....	15	9705021	12/11	113.605	118.097	118.097	118.097	118.097
Paint holders, pads, roller frames, and rollers.....	15	9705022	12/11	110.350	110.448	110.448	110.448	110.448
Other brushes, excl. paint and varnish brushes.....	15	970503	12/85	212.326	212.326	212.414	220.610	221.273
Personal brushes.....	15	9705031	12/11	104.102	104.102	104.179	104.179	104.179
Brushes, other than personal.....	15	9705032	12/11	125.734	125.734	125.734	136.743	137.634
Miscellaneous products, n.e.c.....	15	9A	12/85	238.839	238.856	239.885	240.809	241.778
Candles.....	15	9A01	12/85	198.854	198.854	201.225	203.016	203.016
Candles.....	15	9A0101	12/85	198.854	198.854	201.225	203.016	203.016
Signs and advertising displays.....	15	9A04	12/85	209.719	211.241	212.287	216.142	220.444
Non-electric signs and displays.....	15	9A0402	12/85	249.538	252.628	254.751	262.577	268.237
Electric signs and displays.....	15	9A0404	12/85	182.440	182.440	182.440	182.440	185.622
All other miscellaneous fabricated products and recyclable materials.....	15	9A09	12/85	296.692	294.686	295.339	292.094	288.877
Other miscellaneous fabricated products.....	15	9A0901	12/85	288.445	288.445	288.445	288.445	288.445
Reproduction of audio and video media and software.....	15	9D	12/03	117.601	119.863	120.789	121.694	122.966
Reproduction of audio and video media and software.....	15	9D01	12/03	117.601	119.863	120.789	121.694	122.966
Services²								
Transportation services.....	30	—	06/09	161.580	164.763	166.762	166.217	165.163
Transportation of freight and mail.....	30	1	06/09	168.001	171.210	171.014	171.970	170.198
Rail transportation of freight and mail.....	30	11	12/08	145.653	148.574	149.282	151.095	150.444
Rail transportation of freight and mail.....	30	1101	12/08	145.653	148.574	149.282	151.095	150.444
Rail transportation of freight and mail.....	30	110101	12/08	145.653	148.574	149.282	151.095	150.444
Truck transportation of freight.....	30	12	06/09	169.004	172.504	172.061	171.084	167.864
Local motor carrying.....	30	1201	06/09	142.300	144.018	145.011	146.361	145.880
Local motor carrying.....	30	120101	06/09	142.300	144.018	145.011	146.361	145.880
Long-distance motor carrying.....	30	1202	06/09	179.148	183.342	182.344	180.464	176.186

See footnotes at end of table.

Table 9. Producer price indexes for commodity and service groupings and individual items, not seasonally adjusted — Continued

[August 2022, Index base 1982=100, unless otherwise indicated]

Title	Commodity code		Other index base	Unadjusted index ¹				
	Group code	Item code		Apr. 2022	May 2022 ^P	June 2022 ^P	July 2022 ^P	Aug. 2022 ^P
Long-distance motor carrying.....	30	120201	06/09	179.148	183.342	182.344	180.464	176.186
Water transportation of freight.....	30	13	06/09	144.987	158.800	160.212	162.466	168.390
Deep sea water transportation of freight.....	30	1301	12/08	149.063	168.566	165.602	168.171	178.851
Deep sea water transportation of freight.....	30	130101	12/08	149.063	168.566	165.602	168.171	178.851
Coastal and intercoastal water transportation of freight.....	30	1302	12/08	109.596	115.796	126.491	128.180	129.356
Coastal and intercoastal water transportation of freight.....	30	130201	12/08	109.596	115.796	126.491	128.180	129.356
Great Lakes-St Lawrence Seaway water transportation of freight.....	30	1303	12/08	151.070	154.626	156.524	157.739	153.862
Great lakes-St Lawrence Seaway water transportation of freight.....	30	130301	12/08	151.070	154.626	156.524	157.739	153.862
Inland waterways transportation of freight.....	30	1304	12/08	98.036	102.926	104.230	105.440	104.834
Inland waterways transportation of freight.....	30	130401	12/08	98.036	102.926	104.230	105.440	104.834
Air transportation of freight.....	30	14	12/08	129.937	129.666	133.161	132.327	132.886
Air transportation of freight.....	30	1401	12/08	129.937	129.666	133.161	132.327	132.886
Air transportation of freight, domestic.....	30	140102	01/16	115.515	113.569	114.641	115.742	115.174
Air transportation of freight, international.....	30	140103	01/16	108.832	109.359	113.187	111.674	112.612
Courier, messenger, and U.S. postal services.....	30	16	06/09	172.755	174.241	173.550	177.091	176.123
U.S. Postal Service.....	30	1601	06/89	255.622	255.622	255.622	268.005	268.005
Mailing services (market dominant services).....	30	160107	12/12	125.652	125.652	125.652	133.333	133.333
First class mail.....	30	1601071	06/89	225.945	225.945	225.945	238.569	238.569
Periodicals mail.....	30	1601072	06/89	294.311	294.311	294.311	319.001	319.001
Standard class mail.....	30	1601073	06/89	283.443	283.443	283.443	301.872	301.872
Package services mail.....	30	1601074	06/89	280.734	280.734	280.734	303.045	303.045
Special services and fees.....	30	1601075	06/89	298.695	298.695	298.695	319.306	319.306
Shipping services (competitive services).....	30	160108	12/12	160.456	160.456	160.456	160.580	160.580
Courier and messenger services, except air.....	30	1602	04/09	195.290	196.470	196.795	196.795	196.204
Courier and messenger services, except air.....	30	160201	04/09	195.290	196.470	196.795	196.795	196.204
Air mail and package delivery services, excluding by USPS.....	30	1603	04/09	233.784	241.631	235.678	236.394	230.814
Air mail and package delivery services, excluding by USPS.....	30	160301	04/09	233.784	241.631	235.678	236.394	230.814
Pipeline transportation.....	30	17	05/22	—	100.000	100.000	102.888	102.888
Pipeline transportation of petroleum products.....	30	1701	12/08	169.149	169.149	169.149	182.568	182.568
Pipeline transportation of crude petroleum.....	30	170101	12/08	183.809	183.809	183.809	199.400	199.400
Pipeline transportation of refined petroleum products.....	30	170102	12/08	153.359	153.359	153.359	164.634	164.634
Pipeline transportation of natural gas.....	30	1702	05/22	—	100.000	100.000	100.001	100.001
Pipeline transportation of natural gas.....	30	170201	05/22	—	100.000	100.000	100.001	100.001
Transportation of passengers (partial).....	30	2	06/09	139.083	142.162	151.922	146.070	147.552
Rail transportation of passengers.....	30	21	12/08	131.699	131.699	133.688	133.552	133.552
Rail transportation of passengers.....	30	2101	12/08	131.699	131.699	133.688	133.552	133.552
Rail transportation of passengers.....	30	210101	12/08	131.699	131.699	133.688	133.552	133.552
Airline passenger services.....	30	22	12/08	128.222	131.103	140.206	134.733	136.119
Airline passenger services.....	30	2201	12/08	128.222	131.103	140.206	134.733	136.119
Airline passenger services, domestic.....	30	220101	12/08	136.649	136.991	144.176	136.264	138.345
Airline passenger services, international.....	30	220102	12/08	99.650	110.831	126.154	128.713	127.815
Services related to transportation activities.....	31	—	06/09	149.302	146.323	143.548	144.682	147.066
Services related to water transportation.....	31	1	06/09	134.515	134.789	134.981	135.063	134.830
Towing, tugging, docking, and related services.....	31	11	03/09	136.584	137.124	137.653	138.705	137.948
Towing, tugging, docking and related services.....	31	1101	03/09	136.584	137.124	137.653	138.705	137.948
Towing, tugging, docking and related services.....	31	110101	03/09	136.584	137.124	137.653	138.705	137.948
Operation of port waterfront terminals.....	31	12	12/08	155.942	156.316	156.367	154.576	154.773
Operation of port waterfront terminals.....	31	1201	12/08	155.942	156.316	156.367	154.576	154.773
Operation of port waterfront terminals.....	31	120101	12/08	155.942	156.316	156.367	154.576	154.773
Marine cargo handling.....	31	13	12/08	128.946	129.004	129.011	129.027	129.017
Marine cargo handling.....	31	1301	12/08	128.946	129.004	129.011	129.027	129.017
Marine cargo handling.....	31	130101	12/08	128.946	129.004	129.011	129.027	129.017
Services related to air transportation.....	31	2	04/09	129.740	130.312	132.402	132.263	132.541
Other airport operations, excluding aircraft maintenance and repair.....	31	21	04/09	129.740	130.312	132.402	132.263	132.541
Other airport operations, excluding aircraft maintenance and repair.....	31	2101	04/09	129.740	130.312	132.402	132.263	132.541
Other airport operations, excluding aircraft maintenance and repair.....	31	210101	04/09	129.740	130.312	132.402	132.263	132.541
Other services related to transportation activities (partial).....	31	3	06/09	162.516	156.947	151.128	153.152	157.303
Arrangement of freight and cargo.....	31	31	12/08	190.965	180.535	171.360	175.061	182.934
Arrangement of freight and cargo.....	31	3101	12/08	190.965	180.535	171.360	175.061	182.934
Arrangement of freight and cargo.....	31	310101	12/08	190.965	180.535	171.360	175.061	182.934
Freight forwarding.....	31	32	12/08	116.227	116.243	114.486	114.573	114.460
Freight forwarding.....	31	3201	12/08	116.227	116.243	114.486	114.573	114.460
Freight forwarding.....	31	320101	12/08	116.227	116.243	114.486	114.573	114.460

See footnotes at end of table.

Table 9. Producer price indexes for commodity and service groupings and individual items, not seasonally adjusted — Continued
 [August 2022, Index base 1982=100, unless otherwise indicated]

Title	Commodity code		Other index base	Unadjusted index ¹				
	Group code	Item code		Apr. 2022	May 2022 ^P	June 2022 ^P	July 2022 ^P	Aug. 2022 ^P
Warehousing, storage, and related services.....	32	—	12/08	128.000	120.381	125.335	130.890	123.994
Warehousing, storage, and related services.....	32	1	12/08	128.000	120.381	125.335	130.890	123.994
Warehousing, storage, and related services.....	32	11	12/08	128.000	120.381	125.335	130.890	123.994
Warehousing, storage, and related services.....	32	1101	12/08	128.000	120.381	125.335	130.890	123.994
Warehousing, storage, and related services.....	32	110101	12/08	128.000	120.381	125.335	130.890	123.994
Publishing sales, excluding software.....	33	—	06/09	135.035	135.818	136.177	136.558	136.727
Book, periodical, and newspaper publishing sales and subscriptions.....	33	1	06/09	144.221	144.818	145.063	145.768	145.149
Sales of books.....	33	11		442.961	446.618	446.580	449.612	450.057
Sales of textbooks.....	33	1101		742.624	754.945	735.054	762.331	747.618
Sales of textbooks.....	33	110101	06/88	474.277	482.146	469.442	486.862	477.466
Sales of technical, scientific, and professional books.....	33	1102		718.973	718.964	722.535	722.678	722.678
Sales of technical, scientific, and professional books.....	33	110201	06/88	561.535	561.529	564.317	564.429	564.429
Sales of religious books.....	33	1103		219.999	213.750	217.080	221.917	223.735
Sales of religious books.....	33	110301	06/88	166.970	162.227	164.755	168.426	169.805
Sales of general adult and juvenile books.....	33	1104		203.830	207.468	207.168	205.043	207.307
Sales of general adult and juvenile books.....	33	110402		203.830	207.468	207.168	205.043	207.307
Sales of general reference books.....	33	1105		159.542	169.729	167.539	175.504	179.321
Sales of general reference books.....	33	110501	06/88	135.818	144.490	142.626	149.407	152.655
Sales of digital books.....	33	1106	09/15	106.776	107.747	110.897	108.900	111.254
Sales of digital books.....	33	110601	09/15	106.776	107.747	110.897	108.900	111.254
Sales and subscriptions of periodicals and newspapers.....	33	12	06/09	145.514	145.373	145.942	146.301	144.719
Sales and subscriptions of periodicals.....	33	1201	06/07	119.778	119.779	119.779	119.778	119.779
Sales and subscriptions of periodicals.....	33	120101	06/07	119.778	119.779	119.779	119.778	119.779
Newspaper subscription and single copy sales.....	33	1202		535.801	534.817	538.784	541.293	530.259
Newspaper subscriptions, print and online bundled.....	33	120203	09/15	189.390	190.535	192.011	193.195	193.825
Newspaper subscriptions, print only.....	33	120204	09/15	159.863	159.422	160.598	161.317	157.577
Directory, mailing list, and related compilations publishing sales.....	33	2	12/08	124.975	137.875	139.919	132.886	136.829
Directory, mailing list, and related compilations publishing sales.....	33	21	12/08	124.975	137.875	139.919	132.886	136.829
Directory, mailing list, and related compilations publishing sales.....	33	2101	12/08	124.975	137.875	139.919	132.886	136.829
Directory, mailing list, and related compilations publishing sales.....	33	210101	12/08	124.975	137.875	139.919	132.886	136.829
Greeting card publishing sales.....	33	3	12/85	221.842	221.803	221.842	221.814	236.231
Greeting card publishing sales.....	33	31	12/85	221.842	221.803	221.842	221.814	236.231
Greeting card publishing sales.....	33	3101	12/85	221.842	221.803	221.842	221.814	236.231
Greeting card publishing sales.....	33	310101	12/85	221.842	221.803	221.842	221.814	236.231
Calendars, yearbooks, and other miscellaneous publishing sales.....	33	4	12/89	209.989	210.958	211.073	211.012	208.113
Calendars, yearbooks, and other miscellaneous publishing sales.....	33	41	12/89	209.989	210.958	211.073	211.012	208.113
Calendars, yearbooks, and other miscellaneous publishing sales.....	33	4101	12/89	209.989	210.958	211.073	211.012	208.113
Calendars, yearbooks, and other miscellaneous publishing sales.....	33	410101	12/89	209.989	210.958	211.073	211.012	208.113
Internet publishing and broadcasting subscription, content access, and licensing sales.....	33	5	12/09	128.331	128.334	128.773	129.557	129.125
Internet publishing and broadcasting subscription, content access, and licensing sales.....	33	51	12/09	128.331	128.334	128.773	129.557	129.125
Internet publishing and broadcasting subscription, content access, and licensing sales.....	33	5101	12/09	128.331	128.334	128.773	129.557	129.125
Internet publishing and broadcasting subscription, content access, and licensing sales.....	33	510101	12/09	128.331	128.334	128.773	129.557	129.125
Software publishing.....	34	—	06/09	94.070	94.704	94.870	94.849	94.842
Application software publishing.....	34	2	06/09	104.504	105.627	105.699	105.590	105.630
Application software publishing.....	34	21	06/09	104.504	105.627	105.699	105.590	105.630
Desktop and portable device application software publishing.....	34	2101	12/08	100.290	101.470	101.521	101.088	100.817
Desktop and portable device application software publishing.....	34	210101	12/08	100.290	101.470	101.521	101.088	100.817
Application software publishing, cross-industry, vertical market, utilities, and other.....	34	2103	12/08	117.075	119.667	119.985	120.256	120.333
Application software publishing, cross-industry, vertical market, utilities, and other.....	34	210301	12/08	117.075	119.667	119.985	120.256	120.333
Application software publishing, game software.....	34	2104	12/13	83.078	78.252	77.426	77.008	78.080
Application software publishing, game software.....	34	210401	12/13	83.078	78.252	77.426	77.008	78.080
Network compensation from broadcast and cable television and radio.....	35	—	06/09	156.195	156.225	157.976	157.976	157.976
Affiliate agreements, programming sales, and retransmission fees for cable and broadcast tv.....	35	1	06/09	156.234	156.234	158.014	158.014	158.014
Affiliate agreements, programming sales, and retransmission fees for cable and broadcast tv.....	35	11	06/09	156.234	156.234	158.014	158.014	158.014
Affiliate agreements, programming sales, and retransmission fees for cable and broadcast tv.....	35	1101	12/08	159.132	159.132	160.946	160.946	160.946

See footnotes at end of table.

Table 9. Producer price indexes for commodity and service groupings and individual items, not seasonally adjusted — Continued
 [August 2022, Index base 1982=100, unless otherwise indicated]

Title	Commodity code		Other index base	Unadjusted index ¹				
	Group code	Item code		Apr. 2022	May 2022 ^P	June 2022 ^P	July 2022 ^P	Aug. 2022 ^P
Affiliate agreements, programming sales, and retransmission fees for cable and broadcast tv.....	35	110101	12/08	159.132	159.132	160.946	160.946	160.946
Affiliate agreements, programming sales, and retransmission fees for radio....	35	2	06/09	161.571	163.531	163.531	163.531	163.531
Affiliate agreements, programming sales, and retransmission fees for radio.....	35	21	06/09	161.571	163.531	163.531	163.531	163.531
Affiliate agreements, programming sales, and retransmission fees for radio.....	35	2101	12/08	161.299	163.255	163.255	163.255	163.255
Affiliate agreements, programming sales, and retransmission fees for radio.....	35	210101	12/08	161.299	163.255	163.255	163.255	163.255
Advertising space and time sales.....	36	—	06/09	100.026	102.684	100.187	99.017	96.916
Advertising space sales in periodicals, newspapers, directories, and mailing lists.....	36	1	06/09	99.636	100.111	100.456	99.750	99.968
Advertising space sales in periodicals and newspapers.....	36	11	06/09	100.155	100.729	101.146	100.284	100.548
Advertising space sales in periodicals.....	36	1101		443.262	443.262	443.262	443.262	443.262
Advertising space sales in specialized, business, and professional periodicals.....	36	110101	06/99	157.813	157.813	157.813	157.813	157.813
Advertising space sales in general and consumer periodicals.....	36	110102	06/99	179.732	179.732	179.732	179.732	179.732
Advertising space sales in newspapers.....	36	1102		359.777	363.667	366.499	360.654	362.442
Advertising space sales in newspapers, print only.....	36	110203	09/15	86.086	87.286	87.990	86.015	86.534
Advertising space sales in newspapers, digital only and print and digital bundled.....	36	110204	09/15	103.250	102.853	103.514	105.081	105.081
Advertising space sales in directories and mailing lists.....	36	12	12/08	100.866	100.866	100.866	100.905	100.905
Advertising space sales in directories and mailing lists.....	36	1201	12/08	100.866	100.866	100.866	100.905	100.905
Advertising space sales in directories and mailing lists.....	36	120101	12/08	100.866	100.866	100.866	100.905	100.905
Television advertising time sales.....	36	2	06/09	106.239	110.162	101.703	99.454	93.510
Television advertising time sales.....	36	21	06/09	106.239	110.162	101.703	99.454	93.510
Broadcast and network television advertising time sales.....	36	2101	12/08	93.772	98.919	90.111	87.820	86.109
Broadcast and network television advertising time sales.....	36	210101	12/08	93.772	98.919	90.111	87.820	86.109
Cable network advertising time sales.....	36	2102	12/08	108.085	109.648	102.231	100.169	87.046
Cable network advertising time sales.....	36	210201	12/08	108.085	109.648	102.231	100.169	87.046
Local cable system advertising time sales.....	36	2103	12/08	81.550	81.550	81.550	81.550	81.550
Local cable system advertising time sales.....	36	210301	12/08	81.550	81.550	81.550	81.550	81.550
Radio advertising time sales.....	36	3	03/09	99.627	107.943	105.322	97.928	95.783
Radio advertising time sales.....	36	31	03/09	99.627	107.943	105.322	97.928	95.783
Radio advertising time sales.....	36	3101	03/09	99.627	107.943	105.322	97.928	95.783
Radio advertising time sales.....	36	310101	03/09	99.627	107.943	105.322	97.928	95.783
Internet advertising sales, excluding Internet advertising sold by print publishers.....	36	5	12/09	72.921	73.987	76.444	77.774	78.596
Internet advertising sales, excluding Internet advertising sold by print publishers.....	36	51	12/09	72.921	73.987	76.444	77.774	78.596
Internet advertising sales, excluding Internet advertising sold by print publishers.....	36	5101	12/09	72.921	73.987	76.444	77.774	78.596
Telecommunication, cable, and internet user services.....	37	—	06/09	106.349	106.537	106.557	107.567	107.666
Wired telephone services.....	37	1	06/09	117.301	117.301	117.791	118.063	118.538
Residential wired telephone services.....	37	11	06/09	146.770	146.770	146.860	147.265	148.333
Local residential wired telephone service.....	37	1101	12/08	149.341	149.341	149.367	149.366	151.254
Local residential wired telephone service.....	37	110101	12/08	149.341	149.341	149.367	149.366	151.254
Long distance residential wired telephone service.....	37	1102	03/09	142.890	142.890	142.978	144.039	144.146
Long distance residential wired telephone service.....	37	110201	03/09	142.890	142.890	142.978	144.039	144.146
All-distance residential wired telephone service.....	37	1103	12/11	139.769	139.769	140.287	140.493	140.286
All-distance residential wired telephone service.....	37	110301	12/11	139.769	139.769	140.287	140.493	140.286
Business wired telephone services.....	37	12	06/09	99.863	99.863	100.525	100.820	101.184
Local business wired telephone service.....	37	1201	12/08	126.194	126.194	128.318	128.223	129.620
Local business wired telephone service.....	37	120101	12/08	126.194	126.194	128.318	128.223	129.620
Long distance business wired telephone and other toll service.....	37	1202	04/09	95.222	95.222	95.650	95.971	94.323
Long distance business wired telephone and other toll service.....	37	120201	04/09	—	—	102.635	102.980	101.212
Private line wired telephone service.....	37	1204	12/11	92.578	92.578	92.583	93.156	93.365
Private line wired telephone service.....	37	120401	12/11	92.578	92.578	92.583	93.156	93.365
All-distance business wired telephone service (partial).....	37	1205	05/22	—	100.000	99.981	99.481	99.862
All-distance business wired telephone service.....	37	120501	05/22	—	100.000	99.981	99.481	99.862
Other telephone services.....	37	13	12/08	103.025	103.023	103.258	103.143	102.994
Other telephone services.....	37	1301	12/08	103.025	103.023	103.258	103.143	102.994
Other telephone services.....	37	130104	12/08	102.358	102.358	102.591	102.477	102.329
Wireless telecommunication services.....	37	2	06/09	64.872	65.233	65.230	65.220	65.220
Cellular phone and other wireless telecommunication services.....	37	21	03/09	63.376	63.729	63.726	63.716	63.716

See footnotes at end of table.

Table 9. Producer price indexes for commodity and service groupings and individual items, not seasonally adjusted — Continued
 [August 2022, Index base 1982=100, unless otherwise indicated]

Title	Commodity code		Other index base	Unadjusted index ¹				
	Group code	Item code		Apr. 2022	May 2022 ^P	June 2022 ^P	July 2022 ^P	Aug. 2022 ^P
Cellular phone and other wireless telecommunication services.....	37	2101	03/09	63.376	63.729	63.726	63.716	63.716
Cellular phone and other wireless telecommunication services.....	37	210101	03/09	63.376	63.729	63.726	63.716	63.716
Cable and satellite subscriber services.....	37	3	12/08	149.693	150.070	151.026	151.968	151.141
Cable and satellite subscriber services.....	37	31	12/08	149.693	150.070	151.026	151.968	151.141
Cable and satellite subscriber services.....	37	3101	12/08	149.693	150.070	151.026	151.968	151.141
Cable and satellite subscriber services.....	37	310101	12/08	149.693	150.070	151.026	151.968	151.141
Internet access services.....	37	4	03/09	91.654	91.353	90.898	90.793	90.629
Internet access services.....	37	41	03/09	91.654	91.353	90.898	90.793	90.629
Residential Internet access services.....	37	4102	12/11	89.370	88.761	88.336	88.528	87.767
Residential Internet access services.....	37	410201	12/11	89.370	88.761	88.336	88.528	87.767
Business Internet access services.....	37	4103	12/11	98.314	98.314	97.806	97.393	97.833
Business Internet access services.....	37	410301	12/11	98.314	98.314	97.806	97.393	97.833
Bundled wired telecommunications access services.....	37	5	12/11	118.980	118.980	118.391	121.754	122.307
Bundled wired telecommunications access services.....	37	51	12/11	118.980	118.980	118.391	121.754	122.307
Bundled wired telecommunications access services.....	37	5101	12/11	118.980	118.980	118.391	121.754	122.307
Bundled wired telecommunications access services.....	37	510101	12/11	118.980	118.980	118.391	121.754	122.307
Data processing and related services.....	38	—	06/09	104.613	104.721	104.270	103.991	103.541
Data processing and related services.....	38	1	06/09	104.613	104.721	104.270	103.991	103.541
Data processing and related services.....	38	11	06/09	104.613	104.721	104.270	103.991	103.541
Hosting, ASP and other IT infrastructure provisioning services.....	38	1101	12/08	109.235	109.439	108.413	107.890	107.047
Hosting, ASP and other IT infrastructure provisioning services.....	38	110101	12/08	109.235	109.439	108.413	107.890	107.047
Business process management services.....	38	1102	12/08	96.451	96.451	96.557	96.557	96.557
Business process management services.....	38	110201	12/08	96.451	96.451	96.557	96.557	96.557
Data management, information transformation and other services.....	38	1103	12/08	99.184	99.184	99.488	99.488	99.488
Data management, information transformation and other services.....	38	110301	12/08	99.184	99.184	99.488	99.488	99.488
Credit intermediation services (partial).....	39	—	06/09	88.276	87.960	90.651	92.914	97.827
Loan services (partial).....	39	1	06/09	141.860	141.316	146.805	152.227	165.865
Business loans (partial).....	39	11	04/09	215.941	217.584	234.003	249.931	281.601
Business loans (partial).....	39	1101	04/09	215.941	217.584	234.003	249.931	281.601
Business loans (partial).....	39	110101	04/09	215.941	217.584	234.003	249.931	281.601
Consumer loans (partial).....	39	12	06/09	118.021	115.997	116.506	117.673	124.102
Residential real estate loans (partial).....	39	1201	04/09	145.518	143.323	142.698	145.509	153.438
Residential real estate loans, except home equity (partial).....	39	120101	04/09	125.452	123.615	122.137	123.496	129.473
Home equity loans (partial).....	39	120102	04/09	336.142	330.536	338.259	355.144	381.831
Vehicle loans (partial).....	39	1202	04/09	64.247	60.811	62.464	59.521	62.516
Vehicle loans (partial).....	39	120201	04/09	64.247	60.811	62.464	59.521	62.516
Credit cards, overdraft credit, and related plans (partial).....	39	1203	04/09	155.431	152.845	158.528	155.897	164.673
Credit cards, overdraft credit, and related plans (partial).....	39	120301	04/09	155.431	152.845	158.528	155.897	164.673
Other loans and loan services (partial).....	39	13	04/09	99.712	100.228	102.075	101.575	105.789
Other loans and loan services (partial).....	39	1301	04/09	99.712	100.228	102.075	101.575	105.789
Other loans and loan services (partial).....	39	130101	04/09	99.712	100.228	102.075	101.575	105.789
Deposit services (partial).....	39	2	04/09	55.419	55.330	56.311	56.426	55.665
Deposit services (partial).....	39	21	04/09	55.419	55.330	56.311	56.426	55.665
Deposit services (partial).....	39	2101	04/09	55.419	55.330	56.311	56.426	55.665
Deposit services (partial).....	39	210101	04/09	55.419	55.330	56.311	56.426	55.665
Other credit intermediation services, including trust services (partial).....	39	3	04/09	103.137	102.116	102.472	102.725	97.715
Other credit intermediation services, including trust services (partial).....	39	31	04/09	103.137	102.116	102.472	102.725	97.715
Other credit intermediation services, including trust services (partial).....	39	3101	04/09	103.137	102.116	102.472	102.725	97.715
Other credit intermediation services, including trust services (partial).....	39	310101	04/09	103.137	102.116	102.472	102.725	97.715
Investment services.....	40	—	06/09	205.824	206.660	198.680	190.651	198.219
Securities brokerage, dealing, investment advice, and related services.....	40	1	06/09	155.723	163.986	156.668	156.784	171.789
Securities brokerage, dealing, investment advice, and related services.....	40	11	06/09	155.723	163.986	156.668	156.784	171.789
Securities brokerage, dealing, and investment advice.....	40	1101	12/08	112.597	110.024	104.102	98.455	101.661
Securities brokerage, dealing, and investment advice.....	40	110101	12/08	112.597	110.024	104.102	98.455	101.661
Securities brokerage and dealing related services (partial).....	40	1102	12/08	214.915	297.372	292.514	340.310	424.550
Securities brokerage and dealing related services.....	40	110201	12/08	214.915	297.372	292.514	340.310	424.550
Portfolio management.....	40	2	12/08	268.554	263.086	256.128	237.248	240.939
Portfolio management.....	40	21	12/08	268.554	263.086	256.128	237.248	240.939
Portfolio management.....	40	2101	12/08	268.554	263.086	256.128	237.248	240.939
Portfolio management.....	40	210101	12/08	268.554	263.086	256.128	237.248	240.939

See footnotes at end of table.

Table 9. Producer price indexes for commodity and service groupings and individual items, not seasonally adjusted — Continued
 [August 2022, Index base 1982=100, unless otherwise indicated]

Title	Commodity code		Other index base	Unadjusted index ¹				
	Group code	Item code		Apr. 2022	May 2022 ^P	June 2022 ^P	July 2022 ^P	Aug. 2022 ^P
Investment banking.....	40	3	12/08	252.028	250.668	232.322	232.322	231.863
Investment banking.....	40	31	12/08	252.028	250.668	232.322	232.322	231.863
Investment banking.....	40	3101	12/08	252.028	250.668	232.322	232.322	231.863
Investment banking.....	40	310101	12/08	252.028	250.668	232.322	232.322	231.863
Insurance and annuities.....	41	—	06/09	125.518	125.617	125.860	126.324	126.410
Insurance.....	41	1	06/09	127.592	127.725	128.104	128.690	128.794
Insurance.....	41	11	06/09	127.592	127.725	128.104	128.690	128.794
Life insurance.....	41	1101	03/09	108.607	108.608	108.604	109.051	109.052
Life insurance.....	41	110101	03/09	108.607	108.608	108.604	109.051	109.052
Disability insurance, including accidental death.....	41	1102	03/09	102.259	102.259	102.259	101.986	101.986
Disability insurance, including accidental death.....	41	110201	03/09	102.259	102.259	102.259	101.986	101.986
Health and medical insurance.....	41	1103	03/09	143.945	144.006	143.955	143.988	144.006
Health and medical insurance.....	41	110301	03/09	143.945	144.006	143.955	143.988	144.006
Property and casualty insurance.....	41	1104	03/09	124.785	124.995	125.725	126.683	126.865
Property and casualty insurance.....	41	110401	03/09	124.785	124.995	125.725	126.683	126.865
Annuities.....	41	2	03/09	115.207	115.079	114.419	114.076	114.038
Annuities.....	41	21	03/09	115.207	115.079	114.419	114.076	114.038
Annuities.....	41	2101	03/09	115.207	115.079	114.419	114.076	114.038
Annuities.....	41	210101	03/09	115.207	115.079	114.419	114.076	114.038
Commissions and fees from sales and administration of insurance policies (partial).....	42	—	06/09	109.429	109.412	109.412	109.412	109.412
Commissions from sales of insurance.....	42	1	06/09	109.429	109.412	109.412	109.412	109.412
Commissions from sales of insurance.....	42	11	06/09	109.429	109.412	109.412	109.412	109.412
Commissions from sales of life insurance and annuities.....	42	1101	06/09	104.979	105.028	105.028	105.028	105.028
Commissions from sales of life insurance and annuities.....	42	110101	06/09	104.979	105.028	105.028	105.028	105.028
Commissions from sales of health and medical insurance.....	42	1102	06/09	109.807	109.807	109.807	109.807	109.807
Commissions from sales of health and medical insurance.....	42	110201	06/09	109.807	109.807	109.807	109.807	109.807
Commissions from sales of property and casualty insurance.....	42	1103	06/09	112.225	112.184	112.184	112.184	112.184
Commissions from sales of property and casualty insurance.....	42	110301	06/09	112.225	112.184	112.184	112.184	112.184
Commissions from sales of other insurance.....	42	1104	06/09	100.643	100.643	100.643	100.643	100.643
Commissions from sales of other insurance.....	42	110401	06/09	100.643	100.643	100.643	100.643	100.643
Real estate services (partial).....	43	—	06/09	141.176	140.564	140.137	141.194	145.491
Nonresidential real estate services.....	43	1	06/09	126.092	124.739	123.469	124.279	129.725
Nonresidential real estate rents.....	43	11	06/09	126.411	124.630	122.937	123.677	130.491
Office buildings, gross rents.....	43	1101	12/08	125.840	126.790	124.980	125.267	130.235
Office buildings, gross rents.....	43	110101	12/08	125.840	126.790	124.980	125.267	130.235
Retail properties, gross rents.....	43	1102	04/09	124.793	117.455	115.640	116.690	127.601
Retail properties, gross rents.....	43	110201	04/09	124.793	117.455	115.640	116.690	127.601
Industrial buildings, gross rents.....	43	1103	04/09	111.166	111.219	110.708	110.777	110.941
Industrial buildings, gross rents.....	43	110301	04/09	111.166	111.219	110.708	110.777	110.941
Self-service storage and miniwarehouses, gross rents.....	43	1104	12/08	157.426	160.145	159.934	162.346	165.909
Self-service storage and miniwarehouses, gross rents.....	43	110401	12/08	157.426	160.145	159.934	162.346	165.909
Other nonresidential buildings, gross rents.....	43	1105	12/08	109.365	114.001	110.761	111.631	119.023
Other nonresidential buildings, gross rents.....	43	110501	12/08	109.365	114.001	110.761	111.631	119.023
Nonresidential property sales and leases including land, brokerage fees and commissions.....	43	12	12/08	142.468	143.236	143.844	144.905	145.267
Nonresidential property sales and leases including land, brokerage fees and commissions.....	43	1201	12/08	142.468	143.236	143.844	144.905	145.267
Nonresidential property sales and leases including land, brokerage fees and commissions.....	43	120101	12/08	142.468	143.236	143.844	144.905	145.267
Nonresidential property management fees.....	43	13	12/08	93.789	94.233	94.967	96.084	93.846
Nonresidential property management fees.....	43	1301	12/08	93.789	94.233	94.967	96.084	93.846
Nonresidential property management fees.....	43	130101	12/08	93.789	94.233	94.967	96.084	93.846
Residential real estate services (partial).....	43	2	06/09	167.710	168.572	169.964	171.599	173.558
Residential property sales and rental, brokerage fees and commissions.....	43	21	12/08	185.040	186.857	188.912	191.093	193.759
Residential property sales and rental, brokerage fees and commissions.....	43	2101	12/08	185.040	186.857	188.912	191.093	193.759
Residential property sales and rental, brokerage fees and commissions.....	43	210101	12/08	185.040	186.857	188.912	191.093	193.759
Residential property management fees.....	43	22	12/08	127.488	126.284	126.227	126.658	127.064
Residential property management fees.....	43	2201	12/08	127.488	126.284	126.227	126.658	127.064
Residential property management fees.....	43	220101	12/08	127.488	126.284	126.227	126.658	127.064
Real estate appraisal fees.....	43	3	12/08	123.654	125.065	124.880	124.658	124.348
Real estate appraisal fees.....	43	31	12/08	123.654	125.065	124.880	124.658	124.348
Real estate appraisal fees.....	43	3101	12/08	123.654	125.065	124.880	124.658	124.348

See footnotes at end of table.

Table 9. Producer price indexes for commodity and service groupings and individual items, not seasonally adjusted — Continued
 [August 2022, Index base 1982=100, unless otherwise indicated]

Title	Commodity code		Other index base	Unadjusted index ¹				
	Group code	Item code		Apr. 2022	May 2022 ^P	June 2022 ^P	July 2022 ^P	Aug. 2022 ^P
Real estate appraisal fees.....	43	310101	12/08	123.654	125.065	124.880	124.658	124.348
Rental and leasing of goods (partial).....	44	—	06/09	109.647	108.366	111.511	112.839	113.994
Passenger car rental.....	44	1	03/09	114.121	111.040	115.611	118.870	118.674
Passenger car rental.....	44	11	03/09	114.121	111.040	115.611	118.870	118.674
Passenger car rental.....	44	1101	03/09	114.121	111.040	115.611	118.870	118.674
Passenger car rental.....	44	110101	03/09	114.121	111.040	115.611	118.870	118.674
Truck, trailer, and RV rental and leasing.....	44	2	06/09	122.823	120.739	123.519	123.375	123.489
Truck, trailer, and RV rental and leasing.....	44	21	06/09	115.390	113.432	116.045	115.909	116.016
Truck, truck trailer and RV rental.....	44	2101	12/08	127.557	124.223	127.414	128.885	129.343
Truck, truck trailer and RV rental.....	44	210101	12/08	127.557	124.223	127.414	128.885	129.343
Truck, truck trailer and RV leasing.....	44	2102	12/08	115.665	114.543	116.943	115.642	115.507
Truck, truck trailer and RV leasing.....	44	210201	12/08	115.665	114.543	116.943	115.642	115.507
Construction, mining, and forestry machinery and equipment rental and leasing.....	44	3	03/09	96.732	98.379	99.891	99.601	103.274
Construction, mining, and forestry machinery and equipment rental and leasing.....	44	31	03/09	96.732	98.379	99.891	99.601	103.274
Construction, mining, and forestry machinery and equipment rental and leasing.....	44	3101	03/09	96.732	98.379	99.891	99.601	103.274
Construction, mining, and forestry machinery and equipment rental and leasing.....	44	310101	03/09	96.732	98.379	99.891	99.601	103.274
Professional services (partial).....	45	—	06/09	132.057	131.837	131.997	132.025	132.303
Legal services.....	45	1	03/09	152.909	152.639	152.546	152.831	153.093
Legal services.....	45	11	03/09	152.909	152.639	152.546	152.831	153.093
Legal services.....	45	1101	03/09	152.909	152.639	152.546	152.831	153.093
Legal services.....	45	110101	03/09	152.909	152.639	152.546	152.831	153.093
Accounting services (partial).....	45	2	06/09	118.629	118.279	119.214	118.284	118.996
Accounting services, excluding payroll.....	45	21	06/09	118.629	118.279	119.214	118.284	118.996
Financial auditing.....	45	2101	12/08	108.151	108.021	107.396	105.772	107.533
Financial auditing.....	45	210101	12/08	108.151	108.021	107.396	105.772	107.533
Tax preparation and planning.....	45	2102	04/09	117.967	118.009	120.945	120.644	121.043
Tax preparation and planning.....	45	210201	04/09	117.967	118.009	120.945	120.644	121.043
Bookkeeping and compilation.....	45	2103	12/08	142.520	140.661	140.574	141.251	141.531
Bookkeeping and compilation.....	45	210301	12/08	142.520	140.661	140.574	141.251	141.531
Other accounting services, including billing and review.....	45	2104	12/08	115.875	115.264	115.238	113.628	113.813
Other accounting services, including billing and review.....	45	210401	12/08	115.875	115.264	115.238	113.628	113.813
Architectural and engineering services.....	45	3	06/09	127.192	127.294	127.753	127.925	128.406
Architectural services.....	45	31	03/09	110.441	110.682	110.978	111.337	111.342
Architectural services.....	45	3101	03/09	110.441	110.682	110.978	111.337	111.342
Architectural services.....	45	310101	03/09	110.441	110.682	110.978	111.337	111.342
Engineering services.....	45	32	03/09	130.242	130.325	130.810	130.955	131.509
Engineering services.....	45	3201	03/09	130.242	130.325	130.810	130.955	131.509
Engineering services.....	45	320101	03/09	130.242	130.325	130.810	130.955	131.509
Management, scientific, and technical consulting services.....	45	4	06/09	114.248	113.694	113.346	113.054	112.927
Management consulting services.....	45	41	06/09	114.248	113.694	113.346	113.054	112.927
Administrative and general management consulting services.....	45	4101	12/08	135.645	134.999	134.368	133.984	133.956
Administrative and general management consulting services.....	45	410101	12/08	135.645	134.999	134.368	133.984	133.956
Human resources consulting services.....	45	4102	12/08	104.839	104.336	104.703	104.554	104.417
Human resources consulting services.....	45	410201	12/08	104.839	104.336	104.703	104.554	104.417
Marketing consulting services.....	45	4103	12/08	64.692	64.692	64.692	64.692	64.692
Marketing consulting services.....	45	410301	12/08	64.692	64.692	64.692	64.692	64.692
Process, physical distribution, and logistics consulting services.....	45	4104	12/08	107.446	106.054	106.103	105.552	104.393
Process, physical distribution, and logistics consulting services.....	45	410401	12/08	107.446	106.054	106.103	105.552	104.393
Other management consulting services.....	45	4105	12/08	90.324	90.021	89.924	89.800	89.948
Other management consulting services.....	45	410501	12/08	90.324	90.021	89.924	89.800	89.948
Advertising and related services (partial).....	45	5	12/08	116.640	116.679	116.745	117.134	117.177
Advertising agency services.....	45	51	12/08	116.640	116.679	116.745	117.134	117.177
Advertising agency services.....	45	5101	12/08	116.640	116.679	116.745	117.134	117.177
Advertising agency services.....	45	510101	12/08	116.640	116.679	116.745	117.134	117.177
Information technology (IT) technical support and consulting services (partial).....	45	6	12/08	114.458	114.458	115.186	117.378	117.475
Information technology (IT) technical support and consulting services (partial).....	45	61	12/08	114.458	114.458	115.186	117.378	117.475

See footnotes at end of table.

Table 9. Producer price indexes for commodity and service groupings and individual items, not seasonally adjusted — Continued
 [August 2022, Index base 1982=100, unless otherwise indicated]

Title	Commodity code		Other index base	Unadjusted index ¹				
	Group code	Item code		Apr. 2022	May 2022 ^P	June 2022 ^P	July 2022 ^P	Aug. 2022 ^P
Information technology (IT) technical support and consulting services (partial).....	45	6101	12/08	114.458	114.458	115.186	117.378	117.475
Information technology (IT) technical support and consulting services (partial).....	45	610101	12/08	114.458	114.458	115.186	117.378	117.475
Employment services.....	46	—	06/09	127.795	128.696	128.887	128.532	128.695
Permanent placement services.....	46	1	03/09	126.388	125.903	126.706	128.281	128.001
Permanent placement services.....	46	11	03/09	126.388	125.903	126.706	128.281	128.001
Employment placement services.....	46	1101	03/09	126.388	125.903	126.706	128.281	128.001
Employment placement services.....	46	110101	03/09	126.388	125.903	126.706	128.281	128.001
Executive search services.....	46	2	12/08	97.072	100.460	100.408	99.006	98.192
Executive search services.....	46	21	12/08	97.072	100.460	100.408	99.006	98.192
Executive search services.....	46	2101	12/08	97.072	100.460	100.408	99.006	98.192
Executive search services.....	46	210101	12/08	97.072	100.460	100.408	99.006	98.192
Staffing services.....	46	3	06/09	128.569	129.487	129.647	129.206	129.420
Temporary help services.....	46	31	03/09	138.364	140.150	140.243	138.973	139.268
Temporary help services.....	46	3101	03/09	138.364	140.150	140.243	138.973	139.268
Temporary help services.....	46	310101	03/09	138.364	140.150	140.243	138.973	139.268
Co-employment staffing services.....	46	32	12/08	118.885	118.885	119.117	119.554	119.683
Co-employment staffing services.....	46	3201	12/08	118.885	118.885	119.117	119.554	119.683
Co-employment staffing services.....	46	320101	12/08	118.885	118.885	119.117	119.554	119.683
Travel arrangement services (partial).....	47	—	06/09	100.226	100.909	102.014	102.787	103.249
Arrangement of flights (partial).....	47	1	06/09	98.506	98.435	98.893	100.928	102.518
Arrangement of international flights.....	47	11	12/08	107.063	106.939	107.786	111.132	113.737
Arrangement of international flights.....	47	1101	12/08	107.063	106.939	107.786	111.132	113.737
Arrangement of international flights.....	47	110101	12/08	107.063	106.939	107.786	111.132	113.737
Arrangement of domestic flights.....	47	12	12/08	79.215	79.223	79.105	79.163	79.217
Arrangement of domestic flights (partial).....	47	1201	12/08	79.215	79.223	79.105	79.163	79.217
Arrangement of domestic flights.....	47	120101	12/08	79.215	79.223	79.105	79.163	79.217
Arrangement of vehicle rentals and lodging.....	47	2	12/08	96.674	96.345	95.794	94.156	93.541
Arrangement of vehicle rentals and lodging.....	47	21	12/08	96.674	96.345	95.794	94.156	93.541
Arrangement of vehicle rentals and lodging (partial).....	47	2101	12/08	96.674	96.345	95.794	94.156	93.541
Arrangement of vehicle rentals and lodging.....	47	210101	12/08	96.674	96.345	95.794	94.156	93.541
Arrangement of cruises and tours.....	47	3	12/08	92.634	96.673	102.199	104.042	104.190
Arrangement of cruises and tours.....	47	31	12/08	92.634	96.673	102.199	104.042	104.190
Arrangement of cruises and tours.....	47	3101	12/08	92.634	96.673	102.199	104.042	104.190
Arrangement of cruises and tours.....	47	310101	12/08	92.634	96.673	102.199	104.042	104.190
Other travel arrangements (partial).....	47	4	12/08	116.956	116.956	116.956	116.956	116.956
Other travel arrangements (partial).....	47	41	12/08	116.956	116.956	116.956	116.956	116.956
Other travel arrangements (partial).....	47	4101	12/08	116.956	116.956	116.956	116.956	116.956
Other travel arrangements (partial).....	47	410101	12/08	116.956	116.956	116.956	116.956	116.956
Selected security services (partial).....	48	—	03/09	132.828	132.576	136.281	136.484	136.370
Security guard services.....	48	1	03/09	132.828	132.576	136.281	136.484	136.370
Security guard services.....	48	11	03/09	132.828	132.576	136.281	136.484	136.370
Security guard services.....	48	1101	03/09	132.828	132.576	136.281	136.484	136.370
Security guard services.....	48	110101	03/09	132.828	132.576	136.281	136.484	136.370
Cleaning and building maintenance services (partial).....	49	—	03/09	122.842	123.412	123.462	123.296	123.181
Janitorial services.....	49	1	03/09	122.842	123.412	123.462	123.296	123.181
Janitorial services.....	49	11	03/09	122.842	123.412	123.462	123.296	123.181
Janitorial services.....	49	1101	03/09	122.842	123.412	123.462	123.296	123.181
Janitorial services.....	49	110101	03/09	122.842	123.412	123.462	123.296	123.181
Waste collection and remediation services (partial).....	50	—	12/08	149.422	149.187	148.928	152.444	153.601
Waste collection.....	50	1	12/08	149.422	149.187	148.928	152.444	153.601
Solid waste collection.....	50	11	12/08	149.422	149.187	148.928	152.444	153.601
Solid waste collection.....	50	1101	12/08	149.422	149.187	148.928	152.444	153.601
Solid waste collection.....	50	110101	12/08	149.422	149.187	148.928	152.444	153.601
Health care services.....	51	—	06/09	130.847	131.024	131.367	132.054	131.981
Outpatient care (partial).....	51	1	06/09	125.398	125.427	125.827	126.263	125.989
Outpatient care (partial).....	51	11	06/09	125.398	125.427	125.827	126.263	125.989
Physician care.....	51	1101	03/09	115.714	115.717	115.717	115.922	115.930

See footnotes at end of table.

Table 9. Producer price indexes for commodity and service groupings and individual items, not seasonally adjusted — Continued

[August 2022, Index base 1982=100, unless otherwise indicated]

Title	Commodity code		Other index base	Unadjusted index ¹				
	Group code	Item code		Apr. 2022	May 2022 ^P	June 2022 ^P	July 2022 ^P	Aug. 2022 ^P
Medicare patients: physician care.....	51	110102	06/14	110.106	110.115	110.115	109.510	109.510
Medicaid patients: physician care.....	51	110103	06/14	88.090	88.056	88.056	88.066	88.066
Private insurance patients: physician care.....	51	110104	06/14	108.471	108.473	108.473	109.059	109.075
All other patients: physician care.....	51	110105	06/14	113.795	113.812	113.812	114.053	114.046
Medical laboratory and diagnostic imaging center care.....	51	1102	03/09	95.077	95.132	95.131	94.999	94.999
Medical laboratory care.....	51	110201	03/09	91.422	91.507	91.505	91.443	91.443
Medicare patients: medical laboratory care.....	51	1102011	06/14	78.178	78.178	78.178	77.416	77.416
Medicaid patients: medical laboratory care.....	51	1102012	06/14	95.850	95.850	95.850	95.850	95.850
Private insurance patients: medical laboratory care.....	51	1102013	06/14	99.261	99.419	99.416	99.566	99.566
All other patients: medical laboratory care.....	51	1102014	06/14	102.144	102.144	102.144	102.144	102.144
Diagnostic imaging center care.....	51	110202	03/09	100.655	100.655	100.655	100.398	100.398
Medicare and Medicaid patients: diagnostic imaging center care.....	51	1102021	06/14	92.497	92.497	92.497	91.469	91.469
Private insurance and all other patients: diagnostic imaging center care.....	51	1102024	06/14	102.690	102.690	102.690	102.690	102.690
Home health and hospice care.....	51	1103	12/08	119.833	119.833	119.833	119.550	119.560
Home health and hospice care.....	51	110301	12/08	119.833	119.833	119.833	119.550	119.560
Medicare and Medicaid patients: home health and hospice care.....	51	11030101	12/08	115.709	115.709	115.709	115.366	115.378
Medicare patients: home health and hospice care.....	51	110301011	12/08	111.786	111.786	111.786	110.680	110.680
Medicaid patients: home health and hospice care.....	51	110301012	12/08	119.836	119.836	119.836	120.352	120.378
Private insurance and all other patients: home health and hospice care.....	51	11030102	12/08	134.484	134.484	134.484	134.485	134.485
Private insurance patients: home health and hospice care.....	51	110301021	06/14	105.261	105.261	105.261	105.261	105.261
All other patients: home health and hospice care.....	51	110301022	06/14	138.262	138.262	138.262	138.263	138.263
Hospital outpatient care.....	51	1104	12/08	144.257	144.320	145.434	146.521	145.730
Hospital outpatient care.....	51	110401	12/08	144.257	144.320	145.434	146.521	145.730
Hospital outpatient care, general medical & surgical hospitals.....	51	1104011	12/08	143.288	143.353	144.516	145.650	144.825
Medicare patients: hospital outpatient care, general medical and surgical hospitals.....	51	11040111	06/14	114.626	114.727	114.828	113.735	113.723
Medicaid patients: hospital outpatient care, general medical and surgical hospitals.....	51	11040112	06/14	98.382	98.382	98.382	98.766	98.766
Private insurance and all other patients: outpatient care, gen. medical and surgical hospitals.....	51	11040113	06/14	127.301	127.351	128.621	130.101	129.186
Dental care.....	51	1105	06/10	126.980	127.011	127.086	127.060	127.060
Private insurance patients: dental care.....	51	110502	06/14	116.318	116.370	116.491	116.475	116.475
Private insurance patients: dental visits and consultations.....	51	1105021	06/14	128.566	128.722	129.091	129.042	129.042
Private insurance patients: dental surgical intervention services.....	51	1105022	06/14	113.720	113.720	113.720	113.720	113.720
Private insurance patients: dental non-surgical intervention services.....	51	1105023	06/14	109.251	109.251	109.251	109.251	109.251
Medicare, Medicaid and all other patients: dental care.....	51	110503	06/14	121.277	121.277	121.277	121.241	121.241
Medicare, Medicaid and all other patients: dental visits and consultations.....	51	1105031	06/14	130.648	130.648	130.648	130.539	130.539
Medicare, Medicaid and all other patients: dental surgical intervention services.....	51	1105032	06/14	110.461	110.461	110.461	110.461	110.461
Medicare and Medicaid and all other patients: dental non-surgical intervention services.....	51	1105033	06/14	118.541	118.541	118.541	118.541	118.541
Inpatient care.....	51	2	06/09	139.023	139.448	139.693	140.814	141.074
Inpatient care.....	51	21	06/09	139.023	139.448	139.693	140.814	141.074
Hospital inpatient care.....	51	2101	12/08	141.126	141.662	141.913	143.057	143.067
Hospital inpatient care.....	51	210101	12/08	141.126	141.662	141.913	143.057	143.067
Hospital inpatient care, general medical and surgical hospitals.....	51	2101011	12/08	142.342	142.887	143.051	144.285	144.293
Medicare patients: hospital inpatient care, general medical and surgical hospitals.....	51	21010111	06/14	115.184	115.184	115.184	114.038	114.038
Medicaid patients: hospital inpatient care, general medical and surgical hospitals.....	51	21010112	06/14	110.788	110.788	110.788	112.632	112.632
Private insur. & all other patients: hospital inpatient, general medical and surgical hospitals.....	51	21010113	06/14	129.273	130.200	130.478	133.010	133.024
Private insurance patients: hospital inpatient care, general medical and surgical hospitals.....	51	210101131	06/14	128.741	129.837	130.164	133.156	133.172
All other patients: hospital inpatient care, general medical and surgical hospitals.....	51	210101132	06/14	132.509	132.509	132.509	132.509	132.509
Hospital inpatient care, psychiatric & substance abuse hospitals.....	51	2101012	12/08	129.237	129.285	129.318	128.863	128.901
Hospital inpatient care, specialty hospitals.....	51	2101013	12/08	124.169	124.936	127.220	127.890	127.914
Medicare patients: hospital inpatient care, specialty hospitals.....	51	21010131	06/14	111.656	112.616	118.416	115.792	115.792
Medicaid patients: hospital inpatient care, specialty hospitals.....	51	21010132	06/14	113.458	115.838	109.136	114.331	114.422
Private insurance and all other patients: hospital inpatient care, specialty hospitals.....	51	21010133	06/14	107.569	107.641	108.912	110.802	110.821
Nursing home care.....	51	2102	12/08	135.766	135.799	136.094	136.669	138.006
Nursing home care.....	51	210201	12/08	135.766	135.799	136.094	136.669	138.006
Medicare and Medicaid patients: Nursing home care.....	51	21020101	12/08	132.245	132.407	132.636	133.268	133.688
Medicaid patients: Nursing home care.....	51	210201011	06/12	130.842	131.105	131.477	133.346	134.027
Medicare patients: Nursing home care.....	51	210201012	06/12	117.374	117.374	117.374	116.193	116.193
Private insurance and all other patients: Nursing home care.....	51	21020102	12/08	141.033	140.899	141.282	141.786	144.317
Private insurance patients: Nursing home care.....	51	210201021	06/14	106.720	106.720	106.720	106.720	106.720

See footnotes at end of table.

Table 9. Producer price indexes for commodity and service groupings and individual items, not seasonally adjusted — Continued

[August 2022, Index base 1982=100, unless otherwise indicated]

Title	Commodity code		Other index base	Unadjusted index ¹				
	Group code	Item code		Apr. 2022	May 2022 ^P	June 2022 ^P	July 2022 ^P	Aug. 2022 ^P
All other patients: Nursing home care.....	51	210201022	06/14	124.966	124.825	125.227	125.756	128.412
Intellectual and developmental disability center care.....	51	2103	12/08	170.940	171.188	171.129	175.288	175.392
Intellectual and developmental disability center care.....	51	210301	12/08	170.940	171.188	171.129	175.288	175.392
Medicaid patients: Intellectual and developmental disability center care.....	51	21030101	06/14	134.951	135.193	135.135	139.777	139.879
Medicare, private ins. & all other patients: Intellectual & develop. disability center care.....	51	21030102	06/14	128.525	128.525	128.525	126.098	126.098
Sales of blood and blood products, organs, and tissues.....	51	3	03/09	111.536	111.992	112.003	112.428	113.230
Sales of blood and blood products, organs, and tissues.....	51	31	03/09	111.536	111.992	112.003	112.428	113.230
Sales of blood and blood products, organs, and tissues.....	51	3101	03/09	111.536	111.992	112.003	112.428	113.230
Sales of blood and blood products, organs, and tissues.....	51	310101	03/09	111.536	111.992	112.003	112.428	113.230
Accommodation services.....	53	—	06/09	136.569	133.147	144.969	148.838	139.420
Traveler accommodation services.....	53	1	06/09	136.569	133.147	144.969	148.838	139.420
Traveler accommodation services.....	53	11	06/09	136.569	133.147	144.969	148.838	139.420
Guestroom or unit rental.....	53	1101	03/09	141.509	137.545	150.786	154.884	144.228
Guestroom or unit rental.....	53	110101	03/09	141.509	137.545	150.786	154.884	144.228
Other traveler accommodation services.....	53	1102	03/09	132.592	133.848	134.474	137.267	137.939
Other traveler accommodation services.....	53	110201	03/09	132.592	133.848	134.474	137.267	137.939
Food and beverage for immediate consumption services (partial).....	54	—	06/09	124.106	126.007	126.404	127.319	127.484
Food and beverage for immediate consumption services (partial).....	54	1	06/09	124.106	126.007	126.404	127.319	127.484
Food and nonalcoholic beverages for immediate consumption (partial).....	54	11	04/09	119.122	121.180	121.324	122.350	122.537
Food and nonalcoholic beverages for immediate consumption (partial).....	54	1101	04/09	119.122	121.180	121.324	122.350	122.537
Food and nonalcoholic beverages for immediate consumption (partial).....	54	110101	04/09	119.122	121.180	121.324	122.350	122.537
Alcoholic beverages for immediate consumption (partial).....	54	12	12/08	155.593	156.480	158.501	158.698	158.724
Alcoholic beverages for immediate consumption (partial).....	54	1201	12/08	155.593	156.480	158.501	158.698	158.724
Alcoholic beverages for immediate consumption (partial).....	54	120101	12/08	155.593	156.480	158.501	158.698	158.724
Repair and maintenance services (partial).....	55	—	06/09	142.773	143.070	143.635	143.931	144.582
Commercial and industrial machinery and equipment repair and maintenance.....	55	1	03/09	142.250	142.278	143.343	143.807	146.148
Commercial and industrial machinery and equipment repair and maintenance.....	55	11	03/09	142.250	142.278	143.343	143.807	146.148
Commercial machinery repair and maintenance.....	55	1101	03/09	142.250	142.278	143.343	143.807	146.148
Commercial machinery repair and maintenance.....	55	110101	03/09	142.250	142.278	143.343	143.807	146.148
Motor vehicle repair and maintenance (partial).....	55	2	12/08	149.999	150.580	151.046	151.334	151.376
Motor vehicle repair and maintenance (partial).....	55	21	12/08	149.999	150.580	151.046	151.334	151.376
Motor vehicle repair and maintenance (partial).....	55	2101	12/08	149.999	150.580	151.046	151.334	151.376
Motor vehicle repair and maintenance (partial).....	55	210101	12/08	149.999	150.580	151.046	151.334	151.376
Ship repair and maintenance.....	55	3	06/09	120.019	120.019	121.791	121.791	123.108
Ship repair and maintenance.....	55	31	06/09	120.019	120.019	121.791	121.791	123.108
Ship repair, military.....	55	3101	12/08	113.869	113.869	114.708	114.708	114.988
Ship repair, military.....	55	310101	12/08	113.869	113.869	114.708	114.708	114.988
Ship repair, nonmilitary.....	55	3102	12/08	135.463	135.463	139.999	139.999	144.408
Ship repair, nonmilitary.....	55	310201	12/08	135.463	135.463	139.999	139.999	144.408
Aircraft repair and maintenance.....	55	4	04/09	136.320	136.329	136.329	136.566	136.789
Aircraft repair and maintenance.....	55	41	04/09	136.320	136.329	136.329	136.566	136.789
Aircraft repair and maintenance.....	55	4101	04/09	136.320	136.329	136.329	136.566	136.789
Aircraft repair and maintenance.....	55	410101	04/09	136.320	136.329	136.329	136.566	136.789
Entertainment services (partial).....	56	—	06/09	120.764	120.783	120.268	121.943	120.526
Membership dues and admissions and recreation facility use fees (partial).....	56	1	06/09	134.108	131.495	131.819	132.878	132.327
Membership dues and admissions and recreation facility use fees (partial).....	56	11	06/09	134.108	131.495	131.819	132.878	132.327
Membership dues.....	56	1101	04/09	119.361	119.885	120.055	121.711	121.711
Membership dues, golf courses and country clubs.....	56	110101	04/09	145.778	145.778	145.778	150.323	150.323
Membership dues, fitness and recreational sports centers.....	56	110102	04/09	103.563	104.382	104.647	104.647	104.647
Admissions and recreational facilities use fees (partial).....	56	1102	12/08	159.572	150.132	150.779	150.458	148.713
Admissions and recreational facilities use fees, golf courses and country clubs.....	56	110201	12/08	126.083	112.401	112.401	115.686	115.686
Admissions and recreational facilities use fees, fitness and recreational sports centers.....	56	110202	12/08	143.103	143.103	142.801	142.801	142.801
Admissions and recreational facilities use fees, amusement and theme parks.....	56	110203	12/08	191.330	184.126	185.411	182.138	178.763
Recreational activity instruction fees (partial).....	56	2	12/08	122.435	122.713	122.699	122.845	122.845
Recreational activity instruction fees (partial).....	56	21	12/08	122.435	122.713	122.699	122.845	122.845
Recreational activity instruction fees (partial).....	56	2101	12/08	122.435	122.713	122.699	122.845	122.845

See footnotes at end of table.

Table 9. Producer price indexes for commodity and service groupings and individual items, not seasonally adjusted — Continued
 [August 2022, Index base 1982=100, unless otherwise indicated]

Title	Commodity code		Other index base	Unadjusted index ¹				
	Group code	Item code		Apr. 2022	May 2022 ^P	June 2022 ^P	July 2022 ^P	Aug. 2022 ^P
Recreational activity instruction fees (partial).....	56	210101	12/08	122.435	122.713	122.699	122.845	122.845
Gaming receipts (partial).....	56	3	12/08	107.985	110.787	109.368	111.744	109.365
Gaming receipts (partial).....	56	31	12/08	107.985	110.787	109.368	111.744	109.365
Gaming receipts (partial).....	56	3101	12/08	107.985	110.787	109.368	111.744	109.365
Gaming receipts (partial).....	56	310101	12/08	107.985	110.787	109.368	111.744	109.365
Wholesale trade services.....	57	—	06/09	153.161	154.647	154.547	155.708	156.060
Machinery and equipment and parts and supplies wholesaling.....	57	1	06/09	161.310	159.913	161.360	163.539	163.920
Machinery and equipment and parts and supplies wholesaling.....	57	11	06/09	161.310	159.913	161.360	163.539	163.920
Parts and supplies for machinery and equipment wholesaling.....	57	1102	03/09	176.392	176.764	178.551	179.778	181.290
Parts and supplies for machinery and equipment wholesaling.....	57	110201	03/09	176.392	176.764	178.551	179.778	181.290
Machinery and vehicle wholesaling.....	57	1103	05/19	123.264	120.376	121.272	124.602	124.901
Machinery and vehicle wholesaling.....	57	110301	05/19	123.264	120.376	121.272	124.602	124.901
Professional and commercial equipment wholesaling.....	57	1104	05/19	97.962	97.679	98.654	98.213	96.075
Professional and commercial equipment wholesaling.....	57	110401	05/19	97.962	97.679	98.654	98.213	96.075
Furnishings wholesaling.....	57	2	03/09	136.223	138.409	134.290	136.249	140.588
Furnishings wholesaling.....	57	21	03/09	136.223	138.409	134.290	136.249	140.588
Furnishings wholesaling.....	57	2101	03/09	136.223	138.409	134.290	136.249	140.588
Furnishings wholesaling.....	57	210101	03/09	136.223	138.409	134.290	136.249	140.588
Building materials, paint, and hardware wholesaling.....	57	3	03/09	142.669	142.159	144.397	142.990	140.825
Building materials, paint, and hardware wholesaling.....	57	31	03/09	142.669	142.159	144.397	142.990	140.825
Building materials, paint, and hardware wholesaling.....	57	3101	03/09	142.669	142.159	144.397	142.990	140.825
Building materials, paint, and hardware wholesaling.....	57	310101	03/09	142.669	142.159	144.397	142.990	140.825
Metals, minerals, and ores wholesaling.....	57	4	03/09	315.554	328.226	293.398	284.739	277.341
Metals, minerals, and ores wholesaling.....	57	41	03/09	315.554	328.226	293.398	284.739	277.341
Metals, minerals, and ores wholesaling.....	57	4101	03/09	315.554	328.226	293.398	284.739	277.341
Metals, minerals, and ores wholesaling.....	57	410101	03/09	315.554	328.226	293.398	284.739	277.341
Chemicals and allied products wholesaling.....	57	5	03/09	120.746	126.857	122.206	124.329	127.223
Chemicals and allied products wholesaling.....	57	51	03/09	120.746	126.857	122.206	124.329	127.223
Chemicals and allied products wholesaling.....	57	5101	03/09	120.746	126.857	122.206	124.329	127.223
Chemicals and allied products wholesaling.....	57	510101	03/09	120.746	126.857	122.206	124.329	127.223
Paper and plastics products wholesaling.....	57	6	03/09	196.406	201.349	202.801	199.935	198.951
Paper and plastics products wholesaling.....	57	61	03/09	196.406	201.349	202.801	199.935	198.951
Paper and plastics products wholesaling.....	57	6101	03/09	196.406	201.349	202.801	199.935	198.951
Paper and plastics products wholesaling.....	57	610101	03/09	196.406	201.349	202.801	199.935	198.951
Apparel wholesaling.....	57	7	03/09	119.948	114.765	118.028	116.543	115.944
Apparel wholesaling.....	57	71	03/09	119.948	114.765	118.028	116.543	115.944
Apparel wholesaling.....	57	7101	03/09	119.948	114.765	118.028	116.543	115.944
Apparel wholesaling.....	57	710101	03/09	119.948	114.765	118.028	116.543	115.944
Food and alcohol wholesaling.....	57	8	06/09	132.295	131.593	132.652	135.376	135.784
Food and alcohol wholesaling.....	57	81	06/09	132.295	131.593	132.652	135.376	135.784
Food wholesaling.....	57	8101	03/09	130.338	128.827	129.774	132.769	133.100
Food wholesaling.....	57	810101	03/09	130.338	128.827	129.774	132.769	133.100
Alcohol wholesaling.....	57	8102	02/09	141.118	144.105	145.674	147.158	147.920
Alcohol wholesaling.....	57	810201	02/09	141.118	144.105	145.674	147.158	147.920
Other commodities wholesaling.....	57	9	03/09	144.083	149.842	153.714	154.158	154.339
Other commodities wholesaling.....	57	91	03/09	144.083	149.842	153.714	154.158	154.339
Other commodities wholesaling.....	57	9101	03/09	144.083	149.842	153.714	154.158	154.339
Other commodities wholesaling.....	57	910101	03/09	144.083	149.842	153.714	154.158	154.339
Retail trade services.....	58	—	06/09	155.042	153.956	154.041	154.645	157.077
Food and alcohol retailing.....	58	1	03/09	153.636	154.406	160.121	163.755	162.729
Food and alcohol retailing.....	58	11	03/09	153.636	154.406	160.121	163.755	162.729
Food retailing.....	58	1102	09/15	122.447	123.237	128.126	131.481	130.587
Food retailing.....	58	110201	09/15	122.447	123.237	128.126	131.481	130.587
Alcohol retailing.....	58	1103	09/15	117.073	116.343	118.190	117.531	117.324
Alcohol retailing.....	58	110301	09/15	117.073	116.343	118.190	117.531	117.324
Health and beauty care retailing, including optical goods.....	58	2	03/09	132.414	142.308	135.618	140.880	140.267
Health and beauty care retailing, including optical goods.....	58	21	03/09	132.414	142.308	135.618	140.880	140.267
Health and beauty care retailing, including optical goods.....	58	2101	03/09	132.414	142.308	135.618	140.880	140.267
Health and beauty care retailing, including optical goods.....	58	210101	03/09	132.414	142.308	135.618	140.880	140.267

See footnotes at end of table.

Table 9. Producer price indexes for commodity and service groupings and individual items, not seasonally adjusted — Continued
 [August 2022, Index base 1982=100, unless otherwise indicated]

Title	Commodity code		Other index base	Unadjusted index ¹				
	Group code	Item code		Apr. 2022	May 2022 ^P	June 2022 ^P	July 2022 ^P	Aug. 2022 ^P
Apparel, jewelry, footwear, and accessories retailing.....	58	3	06/09	127.023	125.490	122.609	116.287	116.683
Apparel, jewelry, footwear, and accessories retailing.....	58	31	06/09	127.023	125.490	122.609	116.287	116.683
Apparel, footwear, and accessories retailing.....	58	3101	03/09	123.964	121.368	118.576	111.190	111.525
Apparel, footwear, and accessories retailing.....	58	310101	03/09	123.964	121.368	118.576	111.190	111.525
Jewelry retailing.....	58	3102	03/09	129.816	134.445	131.394	131.782	132.475
Jewelry retailing.....	58	310201	03/09	129.816	134.445	131.394	131.782	132.475
Computer hardware, software, and supplies retailing.....	58	4	03/09	101.442	98.395	105.271	104.563	104.841
Computer hardware, software, and supplies retailing.....	58	41	03/09	101.442	98.395	105.271	104.563	104.841
Computer hardware, software, and supplies retailing.....	58	4101	03/09	101.442	98.395	105.271	104.563	104.841
Computer hardware, software, and supplies retailing.....	58	410101	03/09	101.442	98.395	105.271	104.563	104.841
TV, video, and photographic equipment and supplies retailing.....	58	5	03/09	60.745	57.760	65.020	65.290	65.094
TV, video, and photographic equipment and supplies retailing.....	58	51	03/09	60.745	57.760	65.020	65.290	65.094
TV, video, and photographic equipment and supplies retailing.....	58	5101	03/09	60.745	57.760	65.020	65.290	65.094
TV, video, and photographic equipment and supplies retailing.....	58	510101	03/09	60.745	57.760	65.020	65.290	65.094
Automobiles and automobile parts retailing.....	58	6	06/09	203.042	208.124	214.370	212.958	213.529
Automobiles and automobile parts retailing.....	58	61	06/09	203.042	208.124	214.370	212.958	213.529
Automobile retailing (Partial).....	58	6101	03/09	244.282	251.450	258.888	253.125	253.125
Automobile retailing (Partial).....	58	610101	03/09	244.282	251.450	258.888	253.125	253.125
Automotive parts, including tires, retailing.....	58	6102	03/09	137.953	140.024	144.369	148.740	150.029
Automotive parts, including tires, retailing.....	58	610201	03/09	137.953	140.024	144.369	148.740	150.029
RVs, trailers, and campers retailing.....	58	8	03/09	219.796	218.159	183.967	176.000	176.443
RVs, trailers, and campers retailing.....	58	81	03/09	219.796	218.159	183.967	176.000	176.443
RVs, trailers, and campers retailing.....	58	8101	03/09	219.796	218.159	183.967	176.000	176.443
RVs, trailers, and campers retailing.....	58	810101	03/09	219.796	218.159	183.967	176.000	176.443
Sporting goods, including boats, retailing.....	58	9	03/09	124.748	123.952	121.466	122.404	126.159
Sporting goods, including boats, retailing.....	58	91	03/09	124.748	123.952	121.466	122.404	126.159
Sporting goods, including boats, retailing.....	58	9101	03/09	124.748	123.952	121.466	122.404	126.159
Sporting goods, including boats, retailing.....	58	910101	03/09	124.748	123.952	121.466	122.404	126.159
Lawn, garden, and farm equipment and supplies retailing.....	58	A	03/09	138.683	145.621	152.130	152.634	150.534
Lawn, garden, and farm equipment and supplies retailing.....	58	A1	03/09	138.683	145.621	152.130	152.634	150.534
Lawn, garden, and farm equipment and supplies retailing.....	58	A101	03/09	138.683	145.621	152.130	152.634	150.534
Lawn, garden, and farm equipment and supplies retailing.....	58	A10101	03/09	138.683	145.621	152.130	152.634	150.534
Furniture retailing.....	58	B	03/09	148.749	155.590	163.275	158.693	153.347
Furniture retailing.....	58	B1	03/09	148.749	155.590	163.275	158.693	153.347
Furniture retailing.....	58	B101	03/09	148.749	155.590	163.275	158.693	153.347
Furniture retailing.....	58	B10101	03/09	148.749	155.590	163.275	158.693	153.347
Flooring and floor coverings retailing.....	58	C	03/09	140.897	138.284	139.201	137.010	134.982
Flooring and floor coverings retailing.....	58	C1	03/09	140.897	138.284	139.201	137.010	134.982
Flooring and floor coverings retailing.....	58	C101	03/09	140.897	138.284	139.201	137.010	134.982
Flooring and floor coverings retailing.....	58	C10101	03/09	140.897	138.284	139.201	137.010	134.982
Hardware and building materials and supplies retailing.....	58	D	03/09	217.547	206.719	193.483	181.416	180.513
Hardware and building materials and supplies retailing.....	58	D1	03/09	217.547	206.719	193.483	181.416	180.513
Hardware and building materials and supplies retailing.....	58	D101	03/09	217.547	206.719	193.483	181.416	180.513
Hardware and building materials and supplies retailing.....	58	D10101	03/09	217.547	206.719	193.483	181.416	180.513
Major household appliance retailing.....	58	E	03/09	135.134	133.968	132.958	131.741	126.805
Major household appliance retailing.....	58	E1	03/09	135.134	133.968	132.958	131.741	126.805
Major household appliance retailing.....	58	E101	03/09	135.134	133.968	132.958	131.741	126.805
Major household appliance retailing.....	58	E10101	03/09	135.134	133.968	132.958	131.741	126.805
Fuels and lubricants retailing.....	58	F	06/09	311.611	256.100	255.806	279.221	318.934
Fuels and lubricants retailing.....	58	F1	06/09	311.611	256.100	255.806	279.221	318.934
Automotive fuels and lubricants retailing.....	58	F101	03/09	414.479	335.163	337.897	369.449	422.180
Automotive fuels and lubricants retailing.....	58	F10101	03/09	414.479	335.163	337.897	369.449	422.180
Household fuels retailing.....	58	F102	03/09	156.196	149.732	137.401	147.552	167.815
Household fuels retailing.....	58	F10201	03/09	156.196	149.732	137.401	147.552	167.815
Cleaning supplies and paper products retailing.....	58	G	03/09	167.257	168.032	170.018	187.656	185.107
Cleaning supplies and paper products retailing.....	58	G1	03/09	167.257	168.032	170.018	187.656	185.107
Cleaning supplies and paper products retailing.....	58	G101	03/09	167.257	168.032	170.018	187.656	185.107
Cleaning supplies and paper products retailing.....	58	G10101	03/09	167.257	168.032	170.018	187.656	185.107
Book retailing.....	58	H	03/09	134.908	132.578	133.560	136.273	136.724

See footnotes at end of table.

Table 9. Producer price indexes for commodity and service groupings and individual items, not seasonally adjusted — Continued
 [August 2022, Index base 1982=100, unless otherwise indicated]

Title	Commodity code		Other index base	Unadjusted index ¹				
	Group code	Item code		Apr. 2022	May 2022 ^P	June 2022 ^P	July 2022 ^P	Aug. 2022 ^P
Book retailing.....	58	H1	03/09	134.908	132.578	133.560	136.273	136.724
Book retailing.....	58	H101	03/09	134.908	132.578	133.560	136.273	136.724
Book retailing.....	58	H10101	03/09	134.908	132.578	133.560	136.273	136.724
Other merchandise retailing (partial).....	58	I	03/09	126.476	128.283	130.891	130.525	140.274
Other merchandise retailing (partial).....	58	I1	03/09	126.476	128.283	130.891	130.525	140.274
Other merchandise retailing (partial).....	58	I101	03/09	126.476	128.283	130.891	130.525	140.274
Other merchandise retailing (partial).....	58	I10101	03/09	126.476	128.283	130.891	130.525	140.274
Metal treatment services.....	59	—	12/84	218.616	219.546	219.180	222.446	223.792
Metal treatment services.....	59	1	12/84	218.616	219.546	219.180	222.446	223.792
Metal treatment services.....	59	11	12/84	218.616	219.546	219.180	222.446	223.792
Metal plating and polishing.....	59	1101	12/84	232.175	233.312	233.312	238.807	242.936
Metal plating and polishing.....	59	110111	12/84	232.175	233.312	233.312	238.807	242.936
Metal coating and allied services.....	59	1102	12/84	216.326	216.797	215.925	216.926	217.499
Metal coating and allied services.....	59	110222	12/84	216.326	216.797	215.925	216.926	217.499
Metal heat treating.....	59	1103	06/85	179.833	181.243	181.475	186.202	186.202
Metal heat treating.....	59	110349	06/06	142.245	143.360	143.544	147.283	147.283
Mining services.....	60	—	06/85	244.484	249.981	252.303	249.221	251.909
Mining services.....	60	1	06/85	244.484	249.981	252.303	249.221	251.909
Mining services.....	60	11	06/85	244.484	249.981	252.303	249.221	251.909
Metal mining services.....	60	1101	12/85	243.501	253.587	268.276	277.779	277.779
Metal mining services.....	60	110101	12/85	243.501	253.587	268.276	277.779	277.779
Support activities for coal mining.....	60	1102	06/85	206.721	207.965	208.553	209.093	209.093
Support activities for coal mining.....	60	110201	06/85	206.721	207.965	208.553	209.093	209.093
Drilling oil and gas wells services.....	60	1103	12/85	371.775	373.578	374.070	375.026	375.224
Drilling oil and gas wells services.....	60	110301	12/85	371.775	373.578	374.070	375.026	375.224
Support activities for oil and gas operations.....	60	1104	12/85	204.302	210.171	212.417	208.300	211.452
Support activities for oil and gas operations.....	60	110401	12/85	204.302	210.171	212.417	208.300	211.452
Nonmetallic minerals mining services.....	60	1105	06/85	140.563	140.563	140.563	140.563	140.563
Nonmetallic minerals mining services.....	60	110501	06/85	140.563	140.563	140.563	140.563	140.563
Contract work on textile products, apparel, and leather.....	61	—	06/10	129.364	129.772	129.899	129.947	130.059
Contract work on textile products and apparel.....	61	1	06/10	129.347	129.764	129.894	129.943	130.056
Contract work on textile products and apparel.....	61	11	06/10	129.347	129.764	129.894	129.943	130.056
Contract work on textile products.....	61	1102	06/87	225.688	227.295	227.849	228.057	228.533
Commission finishing of broadwoven fabrics.....	61	110201	06/87	252.492	252.669	252.852	252.852	252.852
Commission finishing of cotton broadwoven fabrics.....	61	1102011	06/08	177.364	177.367	177.377	177.377	177.377
Other commission finishing of broadwoven fabrics (excl. cotton & wool).....	61	1102012	06/08	191.709	191.963	192.220	192.220	192.220
Commission knit or knit & finishing of weft & warp knit fabric.....	61	110204	12/94	130.963	137.083	138.805	139.670	141.653
Contract work on apparel.....	61	1103	06/87	139.753	139.753	139.753	139.753	139.753
Contract work on women's, girls' and infants' apparel.....	61	11031	12/11	109.727	109.727	109.727	109.727	109.727
Contract work on women's, girls', and infants' nontailored coats, jackets, & other outerwear.....	61	110313	06/07	106.699	106.699	—	—	—
Contract work on men's and boys' (including unisex) apparel.....	61	11032	12/11	116.848	116.848	116.848	116.848	116.848
Contract work on men's and boys' pants, work apparel, and other outerwear.....	61	110321	06/07	111.223	111.223	111.223	111.223	111.223
Contract work on men's and boys' shirts, tailored suits/coats/jackets, & underwear/nightwear.....	61	110323	06/07	136.009	136.009	136.009	136.009	136.009
Contract & commission receipts for tanning or finishing leather owned by others.....	61	2	06/11	128.782	128.782	128.782	128.782	128.782
Contract & commission receipts for tanning or finishing leather owned by others.....	61	21	06/11	128.782	128.782	128.782	128.782	128.782
Contract and commission receipts for tanning or finishing leather owned by others.....	61	2101	12/97	169.805	169.805	169.805	169.805	169.805
Contract and commission receipts for tanning or finishing leather owned by others.....	61	210101	12/97	169.805	169.805	169.805	169.805	169.805
Construction (partial).....	80	—	06/09	150.352	150.984	151.880	158.330	158.688
New nonresidential building construction.....	80	1	06/09	156.556	157.006	157.780	166.178	166.614
New nonresidential building construction.....	80	11	06/09	156.556	157.006	157.780	166.178	166.614
New warehouse building construction.....	80	1101	12/04	218.393	218.201	217.869	230.134	230.133
New warehouse building construction.....	80	110101	12/04	218.393	218.201	217.869	230.134	230.133
New school building construction.....	80	1102	12/05	204.259	204.218	204.589	215.177	215.463
New school building construction.....	80	110201	12/05	204.259	204.218	204.589	215.177	215.463
New office building construction.....	80	1103	06/06	180.759	181.670	183.441	191.699	192.573
New office building construction.....	80	110301	06/06	180.759	181.670	183.441	191.699	192.573
New industrial building construction.....	80	1104	06/07	173.736	174.902	176.085	186.753	187.287

See footnotes at end of table.

Table 9. Producer price indexes for commodity and service groupings and individual items, not seasonally adjusted — Continued
 [August 2022, Index base 1982=100, unless otherwise indicated]

Title	Commodity code		Other index base	Unadjusted index ¹				
	Group code	Item code		Apr. 2022	May 2022 ^p	June 2022 ^p	July 2022 ^p	Aug. 2022 ^p
New industrial building construction.....	80	110401	06/07	173.736	174.902	176.085	186.753	187.287
New health care building construction.....	80	1105	06/12	142.560	142.767	143.140	151.666	152.008
New health care building construction.....	80	110501	06/12	142.560	142.767	143.140	151.666	152.008
Maintenance and repair of nonresidential buildings (partial).....	80	2	04/09	139.561	140.693	141.936	143.551	143.717
Maintenance and repair of nonresidential buildings (partial).....	80	21	04/09	139.561	140.693	141.936	143.551	143.717
Maintenance and repair of nonresidential buildings (partial).....	80	2101	04/09	139.561	140.693	141.936	143.551	143.717
Maintenance and repair of nonresidential buildings (partial).....	80	210101	04/09	139.561	140.693	141.936	143.551	143.717

¹ All indexes are subject to revision for 4 months after their originally scheduled publication to incorporate late reports and corrections by survey respondents.

² Due to incomplete coverage of the services sector, some services indexes in this table reflect only a portion of their wherever-provided output. These indexes are flagged using the term "partial" at the end of their titles. For more information regarding wherever-provided services indexes, go to <https://www.bls.gov/ppi/wepnotice.htm>. This webpage includes methodology documentation, a table identifying missing coverage areas for those indexes with incomplete coverage, and a concordance table between wherever-provided services indexes and Census product codes.

p Preliminary

"-" Data not available.

Table 10. Producer price indexes and percentage changes for net output of selected industries and industry groups, not seasonally adjusted
[August 2022]

Title ¹	Index base	Industry code	Unadjusted index ²					Unadjusted 1-month percent change ²	Unadjusted 12-month percent change ²
			Apr. 2022	May 2022 ^P	June 2022 ^P	July 2022 ^P	Aug. 2022 ^P	July to Aug. ^P	Aug. 2021 to Aug. 2022 ^P
Total mining, utilities, and manufacturing industries.....	12/06	AMUM--	157.139	163.535	167.134	164.445	162.925	-0.9	16.9
Total mining industries.....	12/84	OMIN--	277.409	302.773	325.990	283.494	307.937	8.6	47.3
Oil and gas extraction.....	12/85	211--	295.846	339.024	375.734	303.444	344.909	13.7	71.7
Mining (except oil & gas).....	12/03	212--	317.260	315.141	325.065	322.003	323.076	0.3	24.1
Mining support activities.....	06/09	213--	115.974	118.507	119.606	118.329	119.531	1.0	11.6
Utilities.....	12/03	221--	181.431	209.143	210.842	218.896	229.501	4.8	34.0
Total manufacturing industries.....	12/84	OMFG--	249.560	256.412	262.449	256.879	251.357	-2.1	14.2
Food mfg.....	12/84	311--	249.122	253.728	256.200	256.924	257.104	0.1	12.2
Beverage & tobacco mfg.....	12/03	312--	178.878	180.061	180.860	181.717	186.106	2.4	11.2
Textile mills.....	12/84	313--	170.314	173.124	174.997	176.355	177.652	0.7	18.5
Textile product mills.....	12/03	314--	151.869	151.891	152.794	153.705	154.562	0.6	5.9
Apparel manufacturing.....	12/03	315--	122.859	123.309	123.493	123.956	124.013	0.0	5.0
Leather and allied product manufacturing.....	12/84	316--	191.940	191.524	192.192	195.199	195.497	0.2	3.0
Wood product manufacturing.....	12/03	321--	225.215	222.915	208.598	204.086	203.552	-0.3	9.9
Paper manufacturing.....	12/03	322--	174.591	178.043	180.792	182.187	184.622	1.3	17.0
Printing and related support activities.....	12/03	323--	143.503	147.082	149.788	150.016	151.372	0.9	19.6
Petroleum and coal products manufacturing.....	12/84	324--	462.798	512.996	563.530	498.473	433.283	-13.1	36.2
Chemical mfg.....	12/84	325--	359.478	363.698	368.275	368.458	366.041	-0.7	10.7
Plastics and rubber products mfg.....	12/84	326--	245.751	248.130	251.011	253.237	254.469	0.5	15.0
Nonmetallic mineral product mfg.....	12/84	327--	256.163	258.532	261.273	267.275	270.156	1.1	13.0
Primary metal mfg.....	12/84	331--	339.103	354.307	348.552	335.334	321.916	-4.0	1.0
Fabricated metal product mfg.....	12/84	332--	266.158	269.582	271.562	272.436	273.060	0.2	15.1
Machinery mfg.....	12/03	333--	164.440	166.002	167.264	168.260	169.140	0.5	12.7
Computer & electronic product mfg.....	12/03	334--	95.660	96.135	96.496	96.876	96.930	0.1	5.8
Electrical equipment, appliance & component mfg.....	12/03	335--	184.054	185.246	187.703	188.107	189.903	1.0	15.7
Transportation equipment mfg.....	12/03	336--	134.694	135.220	135.690	136.208	136.608	0.3	5.7
Furniture & related product mfg.....	12/84	337--	252.081	254.820	257.591	259.472	261.881	0.9	12.6
Miscellaneous mfg.....	12/03	339--	138.187	138.825	139.176	139.651	140.069	0.3	6.4
Material recyclers.....	12/86	429930	572.692	517.569	479.612	439.374	430.676	-2.0	-14.8
Total trade industries.....	12/06	ATRADE	171.912	171.496	171.685	172.650	173.793	0.7	9.5
Total wholesale trade industries.....	12/06	AWHLTR	179.845	181.240	181.134	182.792	183.040	0.1	9.6
Merchant wholesalers, durable goods.....	06/04	423--	196.776	196.053	195.052	197.220	196.502	-0.4	9.7
Merchant wholesalers, nondurable goods.....	06/05	424--	190.721	195.299	196.667	197.869	199.145	0.6	8.9
Total retail trade industries.....	12/06	ARETTR	164.852	162.412	163.253	163.369	165.472	1.3	9.3
Motor vehicle and parts dealers.....	12/03	441--	208.457	212.095	213.146	211.995	212.505	0.2	12.5
Furniture and home furnishings stores.....	12/03	442--	200.677	202.646	207.262	207.440	211.295	1.9	23.0
Electronics and appliance stores.....	12/03	443--	86.402	80.428	96.280	94.529	93.858	-0.7	-8.0
Bldg material and garden equip and supp dealers.....	12/03	444--	245.188	237.261	225.705	216.513	215.107	-0.6	5.0
Food and beverage stores.....	12/99	445--	228.616	232.747	240.280	239.092	238.155	-0.4	12.3
Health and personal care stores.....	12/03	446--	148.269	147.691	148.928	148.869	148.054	-0.5	-0.2
Gasoline stations.....	06/01	447--	189.426	158.486	161.862	173.888	192.890	10.9	35.9
Clothing and clothing accessories stores.....	12/03	448--	146.207	142.088	141.294	133.838	135.834	1.5	2.6
Sporting goods hobby, book and music stores.....	12/03	451--	125.906	125.868	122.283	124.589	124.500	-0.1	-4.2
General merchandise stores.....	12/03	452--	145.095	148.644	147.060	153.306	152.878	-0.3	15.9
Office supplies, stationery and gift stores.....	12/03	4532--	166.229	168.805	168.888	172.904	176.541	2.1	14.8
Nonstore retailers.....	12/03	454--	185.404	179.547	175.981	178.868	191.302	7.0	1.3
Transportation and warehousing industries.....	12/06	ATRNWR	169.567	171.323	173.604	173.213	172.143	-0.6	16.1
Transportation industries.....	12/06	ATRANS	164.690	166.845	169.357	167.931	167.267	-0.4	17.1
Air transportation.....	12/92	481--	258.335	260.801	280.394	270.043	273.001	1.1	20.8
Rail transportation.....	12/96	482--	223.934	228.286	229.445	232.140	231.169	-0.4	10.4
Water transportation.....	12/03	483--	173.301	188.836	190.439	193.405	200.388	3.6	32.8
Truck transportation.....	12/03	484--	200.798	203.777	203.162	201.809	198.048	-1.9	19.2
Pipeline transportation.....	05/22	486--	-	100.000	100.000	105.581	105.581	0.0	-
Transportation support activities.....	12/03	488--	157.666	155.061	152.505	153.397	155.688	1.5	6.4
Delivery and warehouse industries.....	12/06	ADLVWR	189.901	189.279	189.725	194.570	191.767	-1.4	11.2
U.S. Postal Service.....	06/89	491--	255.602	255.602	255.602	267.984	267.984	0.0	10.7
Couriers and messengers.....	12/03	492--	290.521	294.864	292.860	293.142	290.102	-1.0	12.2
Warehousing and storage.....	12/06	493--	133.967	124.471	129.603	136.491	127.912	-6.3	9.3
Services less trade, transportation, and warehousing ³	12/06	ATTDSV	132.076	132.368	132.491	132.656	133.661	0.8	2.8
Information.....	12/06	AINFO-	107.276	107.887	107.740	108.039	107.861	-0.2	1.7
Publishing industries, except Internet.....	12/03	511--	118.845	120.080	120.388	120.438	120.490	0.0	1.2

See footnotes at end of table.

Table 10. Producer price indexes and percentage changes for net output of selected industries and industry groups, not seasonally adjusted — Continued
[August 2022]

Title ¹	Index base	Industry code	Unadjusted index ²					Unadjusted 1-month percent change ²	Unadjusted 12-month percent change ²
			Apr. 2022	May 2022 ^p	June 2022 ^p	July 2022 ^p	Aug. 2022 ^p	July to Aug. ^p	Aug. 2021 to Aug. 2022 ^p
Information - Continued									
Broadcasting, except Internet.....	12/03	515--	135.379	137.747	134.723	133.024	128.906	-3.1	3.1
Telecommunications.....	12/03	517--	103.027	103.243	103.256	104.144	104.311	0.2	1.8
Data processing and related services.....	12/03	5182--	113.434	113.516	113.176	112.964	112.620	-0.3	0.8
Internet publishing and web search portals.....	12/09	519130	90.596	90.759	90.983	91.098	91.396	0.3	2.3
Selected health care industries.....									
Offices of physicians.....	12/96	6211--	135.605	135.895	136.456	136.876	136.932	0.0	2.4
Offices of dentists.....	12/96	6211--	142.910	142.914	142.914	143.067	143.076	0.0	0.4
Offices of dentists.....	06/10	6212--	126.866	126.898	126.973	126.946	126.946	0.0	3.2
Medical and diagnostic laboratories.....	12/03	6215--	103.661	103.721	103.720	103.577	103.577	0.0	-0.2
Home health care services.....	12/96	6216--	153.904	153.904	153.904	153.573	153.633	0.0	1.9
Blood and organ banks.....	06/06	621991	124.076	124.696	124.664	125.130	126.006	0.7	3.7
Hospitals.....	12/92	622--	220.657	221.475	223.060	223.969	223.833	-0.1	3.0
Nursing care facilities.....	12/03	6231--	164.183	164.221	164.567	165.239	166.800	0.9	2.7
Residential developmental disability homes.....	12/03	62321-	202.944	203.228	203.161	208.061	208.180	0.1	6.2
Other selected services less trade, transportation, and warehousing industries.....									
Depository credit intermediation.....	12/03	5221--	136.677	136.866	136.890	136.909	138.632	1.3	3.4
Security, commodity contracts and like activity.....	12/03	523--	102.365	101.819	105.002	107.659	113.452	5.4	12.1
Insurance carriers and related activities.....	12/03	524--	223.460	226.798	217.935	210.845	220.832	4.7	-4.0
Lessors of nonres bldg (exc miniwarehouse).....	12/03	524--	145.697	145.794	146.009	146.449	146.548	0.1	2.0
Lessors of miniwarehouse and self storage units.....	12/03	53112-	135.584	133.422	131.562	130.999	139.149	6.2	4.0
Offices of real estate agents and brokers.....	12/03	53113-	179.209	182.335	182.092	184.865	188.962	2.2	16.1
Real estate property managers.....	12/03	5312--	179.597	181.217	182.990	184.965	187.168	1.2	9.6
Offices of real estate appraisers.....	12/03	53131-	125.607	124.924	125.171	125.925	125.341	-0.5	3.0
Automotive equipment rental and leasing.....	12/03	531320	117.445	118.785	118.610	118.399	118.104	-0.2	10.3
Other heavy machinery rental and leasing.....	06/01	5321--	159.962	156.275	161.691	164.842	164.673	-0.1	1.7
Legal services.....	12/03	532412	126.502	128.307	129.392	129.184	131.923	2.1	8.5
Offices of certified public accountants.....	12/96	5411--	253.802	253.354	253.198	253.672	254.106	0.2	4.2
Other accounting services.....	12/03	541211	130.154	129.983	130.684	129.164	130.159	0.8	3.6
Architectural, engineering and related services.....	12/03	541219	155.443	153.324	155.301	155.924	155.924	0.0	6.3
Management and technical consulting services.....	12/96	5413--	182.165	182.330	182.924	183.156	183.899	0.4	5.1
Advertising agencies.....	06/06	5416--	127.734	127.038	126.600	126.232	126.073	-0.1	0.1
Employment services.....	12/03	54181-	122.750	122.788	122.852	123.225	123.266	0.0	8.0
Travel agencies.....	12/96	5613--	157.721	158.903	159.177	158.791	159.089	0.2	5.0
Security guards and patrol services.....	12/03	56151-	100.703	101.243	102.097	102.626	102.946	0.3	3.4
Janitorial services.....	12/04	561612	143.512	143.241	147.243	147.463	147.339	-0.1	7.0
Waste collection.....	12/03	56172-	134.027	134.662	134.714	134.541	134.421	-0.1	7.1
Amusement and theme parks.....	12/03	5621--	163.634	163.563	163.468	166.894	168.097	0.7	9.0
Golf courses and country clubs.....	06/06	71311-	206.609	201.890	202.838	201.148	199.176	-1.0	5.9
Fitness and recreational sports centers.....	12/05	71391-	147.504	144.030	144.041	148.398	148.398	0.0	9.6
Accommodation.....	12/04	71394-	109.832	111.779	111.916	111.916	111.916	0.0	2.0
Commercial machinery repair and maintenance.....	12/96	721--	186.435	184.400	194.837	199.157	190.116	-4.5	8.3
	06/06	8113--	166.035	166.058	168.933	169.335	171.935	1.5	15.1

¹ Indexes in this table are derived from the net-output-weighted industry price indexes. Because of differences in coverage and aggregation methodology, they will generally not match the movements of similarly titled indexes which are derived from traditional commodity groupings.

² All indexes are subject to revision for 4 months after their originally scheduled publication to incorporate late reports and corrections by survey respondents.

³ Formerly titled "Total traditional service industries."

^p Preliminary

"-" Data not available.

Table 11. Producer price indexes for net output of selected industries and their products, not seasonally adjusted
[August 2022]

Title ¹	Industry code	Product code	Index base	Unadjusted index ²				
				Apr. 2022	May 2022 ^P	June 2022 ^P	July 2022 ^P	Aug. 2022 ^P
Logging.....	1133		12/81	218.597	219.759	221.814	222.963	221.593
Logging.....	11331		12/81	218.597	219.759	221.813	222.963	221.593
Logging.....	113310		12/81	218.728	219.891	221.947	223.098	221.727
Primary products.....		113310-P	12/81	227.352	228.561	230.698	231.894	230.469
Secondary products and miscellaneous receipts.....		113310-SM						
Miscellaneous receipts.....		113310-M	06/86	204.980	206.980	208.311	-	-
Mining								
Total mining industries.....			12/84	277.409	302.773	325.990	283.494	307.937
Oil and gas extraction.....	211		12/85	295.846	339.024	375.734	303.444	344.909
Oil and gas extraction.....	2111		12/85	295.846	339.024	375.734	303.444	344.909
Crude petroleum and natural gas extraction.....	211111		06/02	302.478	345.745	385.363	309.643	352.661
Primary products.....		211111-P	06/84	266.430	304.542	339.438	272.742	310.633
Crude petroleum.....		211111-1	06/84	308.906	313.376	353.454	293.221	277.227
Natural gas (from the wellhead).....		211111-3	06/84	198.803	261.796	288.166	223.526	303.936
Natural gas liquids extraction.....	211112		06/02	256.728	298.578	320.037	266.329	299.205
Primary products.....		211112-P	06/02	255.575	297.236	318.599	265.132	297.860
Natural gas liquids.....		211112-1	06/84	327.561	341.459	344.991	304.155	296.635
Isopentane and natural gasoline.....		211112-11	06/84	390.264	378.542	368.096	329.579	295.094
Propane.....		211112-12	06/84	294.121	276.234	270.624	252.706	238.833
Butane.....		211112-13	06/84	276.831	269.396	251.760	219.328	211.059
Plant condensate, ethane, gas mixtures, and other natural gas liquids.....		211112-14	06/96	339.983	380.289	397.219	343.300	345.050
Residue gas shipped from natural gas liquids plants.....		211112-3	06/84	200.968	272.482	312.678	243.467	317.736
Mining (except oil & gas).....	212		12/03	317.260	315.141	325.065	322.003	323.076
Coal mining.....	2121		12/85	282.817	286.704	305.797	317.969	311.587
Coal mining.....	21211		12/01	304.698	308.886	329.456	342.570	335.695
Bituminous coal and lignite surface mining.....	212111		12/01	195.456	193.144	194.014	192.366	188.703
Primary products.....		212111-P	12/01	195.569	192.668	193.502	191.565	187.566
Raw bituminous coal and lignite from surface mining operations.....		212111-1	12/01	179.107	166.788	166.538	156.888	-
Raw bituminous coal and lignite from surface operations, for use without processing.....		212111-11	12/01	265.996	274.188	273.853	260.945	-
Processed bituminous coal and lignite from surface operations.....		212111-3	12/01	200.904	200.638	201.780	202.002	200.437
Processed bituminous coal and lignite from surface operations (wet-washing or other method).....		212111-31	12/01	162.556	162.556	166.187	166.187	166.187
Processed bituminous coal and lignite (mechanically crushed, screened, or sized only).....		212111-35	12/11	130.438	130.170	129.714	129.938	128.361
Bituminous coal underground mining.....	212112		12/01	439.415	453.017	501.345	534.994	523.725
Primary products.....		212112-P	12/01	442.417	456.255	505.420	538.988	527.524
Processed bituminous coal shipped from underground operations.....		212112-3	12/01	504.360	520.135	576.184	614.451	601.382
Processed bituminous coal washed by wet-washing, pneumatic, or other methods.....		212112-31	12/01	503.956	507.896	545.517	557.170	557.170
Processed bituminous coal mechanically crushed, screened, or sized only.....		212112-32	12/01	473.980	544.990	685.025	847.319	772.977
Secondary products and miscellaneous receipts.....		212112-SM						
Anthracite mining.....	212113		12/79	354.934	354.934	366.453	409.958	420.938
Primary products.....		212113-P	12/79	347.004	347.004	358.718	402.027	413.193
Processed anthracite.....		212113-3	12/79	424.357	424.357	438.681	491.646	505.300
Secondary products and miscellaneous receipts.....		212113-SM2						
Metal ore mining.....	2122		12/84	459.862	439.061	438.457	396.245	410.689
Iron ore mining.....	21221		12/84	190.118	192.093	203.915	212.036	212.036
Iron ore mining.....	212210		12/84	190.118	192.093	203.915	212.036	212.036
Primary products.....		212210-P	12/84	194.680	196.703	208.808	217.124	217.124
Iron ore (including crude, concentrates, agglomerates and pellets).....		212210-0	12/97	201.827	203.924	216.474	225.095	225.095
Copper, nickel, lead & zinc mining.....	21223		06/88	503.273	449.704	452.317	347.893	380.353
Copper, nickel, lead and zinc mining.....	212230		06/88	518.331	463.154	465.832	358.358	391.743
Primary products.....		212230-P	12/03	462.773	414.044	417.785	314.453	348.859
Secondary products and miscellaneous receipts.....		212230-SM						
Other metal ore mining.....	21229		12/85	1,034.764	1,080.436	-	-	-
Other metal ore mining.....	212290		12/85	3,415.402	3,566.052	-	-	-
Primary products.....		212290-P	12/03	2,644.092	2,762.313	-	-	-
Other metal ores, including uranium.....		212290-1	12/03	2,644.092	2,762.313	-	-	-
Secondary products and miscellaneous receipts.....		212290-SM2						
Nonmetallic mineral mining & quarrying.....	2123		12/84	334.690	338.001	344.083	348.217	350.690

See footnotes at end of table.

Table 11. Producer price indexes for net output of selected industries and their products, not seasonally adjusted — Continued
[August 2022]

Title ¹	Industry code	Product code	Index base	Unadjusted index ²				
				Apr. 2022	May 2022 ^P	June 2022 ^P	July 2022 ^P	Aug. 2022 ^P
Stone mining & quarrying.....	21231		12/84	367.501	370.017	382.867	384.238	387.638
Dimension stone mining and quarrying.....	212311		06/85	274.812	274.812	274.812	279.245	284.217
Primary products.....		212311-P	06/85	262.175	262.175	262.175	267.074	272.569
Dimension stone.....		212311-0	06/85	262.175	262.175	262.175	267.074	272.569
Secondary products and miscellaneous receipts.....		212311-SM						
Crushed and broken limestone mining.....	212312		12/83	374.854	375.928	394.098	396.717	398.697
Primary products.....		212312-P	12/83	381.137	381.657	399.718	402.255	404.259
Crushed and broken limestone.....		212312-0	12/83	381.137	381.657	399.718	402.255	404.259
Secondary products and miscellaneous receipts.....		212312-SM						
Crushed and broken granite mining.....	212313		12/83	482.214	491.027	496.460	495.771	498.203
Primary products.....		212313-P	12/83	482.823	491.946	496.008	495.296	497.813
Crushed and broken granite.....		212313-0	12/83	482.823	491.946	496.008	495.296	497.813
Secondary products and miscellaneous receipts.....		212313-SM						
Other crushed and broken stone mining.....	212319		12/83	317.985	322.601	323.419	320.662	330.734
Primary products.....		212319-P	12/83	323.623	328.482	328.979	325.274	336.373
Bituminous limestone and sandstone, and other crushed and broken stone.....		212319-0	12/83	323.623	328.482	328.979	325.274	336.373
Secondary products and miscellaneous receipts.....		212319-SM						
Sand/gravel/clay/refractory minerals mining.....	21232		12/03	215.396	217.459	218.533	223.051	223.378
Construction sand and gravel mining.....	212321		06/82	448.605	454.800	457.633	467.687	467.823
Primary products.....		212321-P	06/82	455.120	461.519	464.659	475.108	475.108
Construction sand and gravel (run of pit/bank, washed, screened, etc).....		212321-0	06/82	455.120	461.519	464.659	475.108	475.108
Construction sand and gravel, Midwest.....		212321-02	12/12	171.945	175.226	176.186	177.927	177.927
Construction sand and gravel, West.....		212321-04	12/12	157.231	159.629	161.236	164.332	164.332
Secondary products and miscellaneous receipts.....		212321-SM						
Miscellaneous receipts.....		212321-M	06/82	443.218	443.218	443.218	444.711	444.711
Industrial sand mining.....	212322		06/82	286.682	—	—	—	—
Primary products.....		212322-P	06/82	290.520	—	—	—	—
Other industrial sand.....		212322-9	06/82	174.576	—	—	—	—
All other industrial sand.....		212322-92	12/12	159.179	—	—	—	—
Kaolin and ball clay mining.....	212324		06/84	240.276	240.276	240.276	240.276	240.276
Primary products.....		212324-P	06/84	238.314	238.314	238.314	238.314	238.314
Kaolin and ball clay.....		212324-0	06/84	238.314	238.314	238.314	238.314	238.314
Clay, ceramic, and refractory minerals mining.....	212325		06/84	245.415	246.245	248.588	255.598	259.843
Primary products.....		212325-P	06/84	250.563	251.376	253.792	261.012	265.387
Bentonite.....		212325-5	06/84	199.242	199.242	204.667	219.457	219.457
Secondary products and miscellaneous receipts.....		212325-SM						
Other nonmetallic mineral mining & quarrying.....	21239		12/84	271.237	276.003	275.742	280.971	284.259
Potash, soda, and borate mineral mining.....	212391		12/84	348.770	360.741	359.931	370.912	370.940
Primary products.....		212391-P	12/84	348.886	360.896	360.085	371.101	371.125
Secondary products and miscellaneous receipts.....		212391-SM1						
Other chemical and fertilizer mineral mining.....	212393		12/89	201.339	201.339	201.339	201.339	209.213
Primary products.....		212393-P	12/89	196.561	196.561	196.561	196.561	204.399
Rock salt.....		212393-3	12/84	386.866	386.866	386.866	386.866	—
Secondary products and miscellaneous receipts.....		212393-SM						
All other nonmetallic mineral mining.....	212399		06/85	334.211	327.887	328.660	327.690	337.244
Primary products.....		212399-P	06/85	339.274	332.855	333.640	332.654	342.354
All other nonmetallic minerals.....		212399-A	06/85	339.274	332.855	333.640	332.654	342.354
Mining support activities.....	213		06/09	115.974	118.507	119.606	118.329	119.531
Mining support activities.....	2131		06/09	115.974	118.507	119.606	118.329	119.531
Mining support activities.....	21311		06/09	115.974	118.507	119.606	118.329	119.531
Drilling oil and gas wells.....	213111		12/85	368.686	370.474	370.962	371.910	372.106
Primary services.....		213111-P	12/85	366.181	367.958	368.442	369.384	369.579
Oil and gas well directional drilling control.....		213111-03	12/03	129.029	129.029	130.766	130.935	131.636
Drilling oil and gas wells, including drilling in, spudding in or tailing in.....		213111-04	12/85	356.219	357.976	357.976	358.621	358.621
Reworking oil and gas wells.....		213111-05	12/92	391.255	394.402	394.402	397.550	397.550
Support activities for oil and gas operations.....	213112		12/85	201.315	206.806	208.960	205.442	208.306
Primary services.....		213112-P	12/85	202.027	207.858	210.102	206.015	209.221
Oil and gas field support services.....		213112-0	12/85	202.027	207.858	210.102	206.015	209.221
Secondary products and miscellaneous receipts.....		213112-SM						
Support activities for coal mining.....	213113		06/85	204.896	206.129	206.711	207.246	207.246
Primary services.....		213113-P	06/85	206.667	207.911	208.498	209.038	209.038
Coal mining services.....		213113-0	06/85	206.667	207.911	208.498	209.038	209.038

See footnotes at end of table.

Table 11. Producer price indexes for net output of selected industries and their products, not seasonally adjusted — Continued
 [August 2022]

Title ¹	Industry code	Product code	Index base	Unadjusted index ²				
				Apr. 2022	May 2022 ^P	June 2022 ^P	July 2022 ^P	Aug. 2022 ^P
Support activities for metal mining.....	213114		12/85	240.992	250.980	265.556	274.986	274.986
Primary services.....		213114-P	12/85	243.803	253.907	268.654	278.193	278.193
Metal mining services.....		213114-0	12/85	243.803	253.907	268.654	278.193	278.193
Support activities for nonmetallic minerals (except fuels) mining.....	213115		06/85	146.044	146.044	146.044	146.044	146.044
Primary services.....		213115-P	06/85	140.563	140.563	140.563	140.563	140.563
Nonmetallic minerals (except fuels) mining support activity.....		213115-0	06/85	140.563	140.563	140.563	140.563	140.563
Utilities.....	221		12/03	181.431	209.143	210.842	218.896	229.501
Electric power generation, transmission, and distribution.....	2211		12/03	180.101	209.099	206.400	220.599	232.019
Electric power generation.....	22111		12/03	193.211	277.658	235.181	282.905	273.441
Electric power generation.....	221110		12/03	193.190	277.624	235.155	282.870	273.407
Primary products.....		221110-P	12/03	196.610	285.382	239.888	290.874	280.646
Utilities.....		221110-4	12/03	195.539	225.786	243.335	234.929	271.403
Non-utilities.....		221110-5	12/03	179.922	321.374	214.596	322.580	264.828
Secondary products and miscellaneous receipts.....		221110-SM						
Electric power transmission, control, and distribution.....	22112		12/03	172.752	178.387	192.251	192.369	212.323
Electric bulk power transmission and control.....	221121		12/03	201.891	201.264	201.977	201.724	202.829
Primary products.....		221121-P	12/03	202.349	201.720	202.435	202.182	203.289
Electric bulk power transmission and control.....		221121-3	12/03	202.349	201.720	202.435	202.182	203.289
Electric power distribution.....	221122		12/03	171.794	177.688	192.088	192.212	212.967
Primary products.....		221122-P	12/90	201.558	204.153	218.257	223.057	225.343
Residential electric power.....		221122-41	12/90	201.572	203.988	213.484	216.426	218.533
New England.....		221122-411	12/90	185.932	186.898	186.898	194.612	194.612
Middle Atlantic.....		221122-412	12/90	163.529	165.246	178.138	173.062	176.745
East North Central.....		221122-413	12/90	191.654	191.620	204.035	203.963	205.938
West North Central.....		221122-414	12/90	152.641	153.588	177.708	179.897	183.916
South Atlantic.....		221122-415	12/90	188.356	189.222	196.189	199.596	200.015
East South Central.....		221122-416	12/90	214.701	214.387	226.059	239.751	251.918
West South Central.....		221122-417	12/90	220.382	231.789	244.272	254.476	255.152
Mountain.....		221122-418	12/90	161.618	167.050	169.828	172.246	172.246
Pacific.....		221122-419	12/90	300.429	301.131	301.187	301.242	301.293
Commercial electric power.....		221122-42	12/90	192.601	194.776	214.805	219.863	222.082
New England.....		221122-421	12/90	231.099	233.767	239.111	249.349	249.349
Middle Atlantic.....		221122-422	12/90	161.513	167.163	187.554	194.770	197.504
East North Central.....		221122-423	12/90	181.153	182.294	193.083	194.591	195.022
West North Central.....		221122-424	12/90	146.842	145.368	161.293	165.721	171.601
South Atlantic.....		221122-425	12/90	155.616	156.223	158.657	161.436	161.915
East South Central.....		221122-426	12/90	189.869	190.810	198.071	212.454	228.214
West South Central.....		221122-427	12/90	210.666	214.657	246.478	252.543	263.685
Mountain.....		221122-428	12/90	140.957	143.996	145.381	151.347	151.347
Pacific.....		221122-429	12/90	294.470	294.712	369.402	369.558	369.645
Industrial electric power.....		221122-43	12/90	219.764	223.788	237.535	246.807	249.744
New England.....		221122-431	12/90	148.339	143.115	144.427	171.140	169.260
Middle Atlantic.....		221122-432	12/90	190.406	188.121	209.432	226.592	225.492
East North Central.....		221122-433	12/90	306.280	306.745	281.843	284.729	283.915
West North Central.....		221122-434	12/90	162.636	172.833	189.281	202.586	214.906
South Atlantic.....		221122-435	12/90	152.189	152.719	154.231	157.911	158.635
East South Central.....		221122-436	12/90	178.482	192.309	196.707	211.855	217.398
West South Central.....		221122-437	12/90	256.521	255.623	281.137	285.686	286.011
Mountain.....		221122-438	12/90	184.836	202.989	215.313	217.744	230.233
Pacific.....		221122-439	12/90	256.854	257.014	333.114	333.395	333.557
Transportation electric power.....		221122-45	12/10	130.395	130.607	123.161	125.431	125.291
Secondary products and miscellaneous receipts.....		221122-SM						
Miscellaneous receipts.....		221122-M	12/90	188.955	189.357	189.732	189.358	189.426
Natural gas distribution.....	2212		12/03	165.281	184.606	203.412	186.330	192.327
Natural gas distribution.....	22121		12/03	165.281	184.606	203.412	186.330	192.327
Natural gas distribution.....	221210		12/03	165.222	184.527	203.327	186.236	192.236
Primary products.....		221210-P	12/90	271.000	301.416	332.642	302.641	313.144
Natural gas to ultimate consumers.....		221210-11	12/90	268.513	303.548	339.035	304.969	317.265
Residential natural gas.....		221210-112	12/90	274.709	286.938	306.408	298.884	305.945
New England residential natural gas.....		221210-1121	06/12	166.030	151.550	163.030	163.057	148.424
Middle Atlantic residential natural gas.....		221210-1122	06/12	142.387	143.980	148.000	146.843	149.232
East North Central residential natural gas.....		221210-1123	06/12	157.812	172.422	185.142	179.088	187.275
West North Central residential natural gas.....		221210-1124	06/12	147.594	156.782	174.142	155.795	165.353
South Atlantic residential natural gas.....		221210-1125	06/12	129.181	137.767	148.921	149.412	147.650
East South Central residential natural gas.....		221210-1126	06/12	126.754	137.268	144.904	153.471	128.261

See footnotes at end of table.

Table 11. Producer price indexes for net output of selected industries and their products, not seasonally adjusted — Continued
 [August 2022]

Title ¹	Industry code	Product code	Index base	Unadjusted index ²				
				Apr. 2022	May 2022 ^P	June 2022 ^P	July 2022 ^P	Aug. 2022 ^P
Natural gas distribution - Continued								
West South Central residential natural gas.....		221210-1127	06/12	196.281	202.380	212.170	208.036	231.248
Mountain residential natural gas.....		221210-1128	06/12	165.472	167.830	182.109	185.548	186.360
Pacific residential natural gas.....		221210-1129	06/12	162.233	171.522	185.279	174.332	182.574
Commercial natural gas.....		221210-113	12/90	272.853	291.462	315.905	305.682	322.187
New England commercial natural gas.....		221210-1131	06/12	171.153	156.032	171.113	171.538	151.155
Middle Atlantic commercial natural gas.....		221210-1132	06/12	129.932	135.143	143.841	142.935	150.034
East North Central commercial natural gas.....		221210-1133	06/12	160.464	181.136	186.671	183.650	201.223
West North Central commercial natural gas.....		221210-1134	06/12	154.236	175.553	197.382	174.859	194.246
South Atlantic commercial natural gas.....		221210-1135	06/12	133.675	143.722	156.001	152.732	153.018
East South Central commercial natural gas.....		221210-1136	06/12	129.318	143.202	163.332	168.803	161.199
West South Central commercial natural gas.....		221210-1137	06/12	222.711	231.453	247.255	237.190	269.852
Mountain commercial natural gas.....		221210-1138	06/12	167.884	170.628	191.318	195.782	198.319
Pacific commercial natural gas.....		221210-1139	06/12	178.322	193.740	220.720	198.645	212.990
Industrial natural gas.....		221210-114	12/90	219.855	251.342	283.345	254.242	283.016
New England industrial natural gas.....		221210-1141	09/16	176.948	159.868	178.947	179.575	151.885
Middle Atlantic industrial natural gas.....		221210-1142	09/16	156.857	162.308	171.423	159.448	177.801
East North Central industrial natural gas.....		221210-1143	06/12	156.104	179.507	200.131	180.701	212.623
West North Central industrial natural gas.....		221210-1144	06/12	156.555	169.015	189.292	167.516	172.882
South Atlantic industrial natural gas.....		221210-1145	09/16	141.728	156.728	170.531	163.565	163.459
East South Central industrial natural gas.....		221210-1146	09/16	129.951	143.294	158.909	183.535	171.732
West South Central industrial natural gas.....		221210-1147	09/16	168.853	216.609	262.055	213.359	259.004
Mountain industrial natural gas.....		221210-1148	09/16	135.681	140.638	140.985	141.366	144.557
Pacific industrial natural gas.....		221210-1149	09/16	120.916	129.492	134.870	124.308	131.414
To electric power.....		221210-115	12/90	228.356	287.777	338.777	273.629	285.808
Delivered to ultimate consumers for the account of others (transportation only)....		221210-12	12/90	251.490	252.942	257.062	252.948	252.370
Industrial consumer.....		221210-122	12/90	239.612	240.976	244.821	241.496	242.798
Other consumers.....		221210-123	12/90	519.574	522.601	531.217	521.930	518.273
Secondary products and miscellaneous receipts.....		221210-SM						
Miscellaneous receipts.....		221210-M	12/90	194.913	195.715	197.338	198.465	198.793
Construction industries								
New industrial building construction.....	236211		06/07	173.308	174.470	175.648	186.285	186.816
Primary products.....		236211-P	06/07	173.308	174.470	175.648	186.285	186.816
New warehouse building construction.....	236221		12/04	218.841	218.620	218.273	230.565	230.566
Primary products.....		236221-P	12/04	218.841	218.620	218.273	230.565	230.566
New school building construction.....	236222		12/05	204.252	204.210	204.588	215.170	215.461
Primary products.....		236222-P	12/05	204.252	204.210	204.588	215.170	215.461
New office building construction.....	236223		06/06	181.858	182.869	184.700	192.637	193.658
Primary products.....		236223-P	06/06	181.858	182.869	184.700	192.637	193.658
New health care building construction.....	236224		06/12	142.557	142.764	143.135	151.660	152.003
Primary products.....		236224-P	06/12	142.557	142.764	143.135	151.660	152.003
Concrete contractors, nonresidential building work.....	23811X		12/07	170.670	171.308	172.956	174.674	175.265
Primary products.....		23811X-P	12/07	170.670	171.308	172.956	174.674	175.265
Roofing contractors, nonresidential building work.....	23816X		12/07	171.754	173.572	176.421	184.414	184.667
Primary products.....		23816X-P	12/07	171.754	173.572	176.421	184.414	184.667
Electrical contractors, nonresidential building work.....	23821X		12/07	150.219	151.482	153.440	162.798	163.371
Primary products.....		23821X-P	12/07	150.219	151.482	153.440	162.798	163.371
Plumbing, heating and air-conditioning contractors, nonresidential building work.....	23822X		12/07	158.552	159.419	159.985	163.983	163.858
Primary products.....		23822X-P	12/07	158.552	159.419	159.985	163.983	163.858
Manufacturing								
Total manufacturing industries.....			12/84	249.560	256.412	262.449	256.879	251.357
Food mfg.....	311		12/84	249.122	253.728	256.200	256.924	257.104
Animal food mfg.....	3111		12/03	210.151	214.365	217.549	218.248	219.886
Animal food mfg.....	31111		12/03	211.360	215.599	218.801	219.504	221.152
Dog and cat food manufacturing.....	311111		12/85	252.983	259.755	271.247	272.352	274.883
Primary products.....		311111-P	12/85	255.963	263.846	277.238	278.524	281.445
Dog food.....		311111-1	12/85	268.348	278.312	292.691	294.416	297.661
Canned dog food.....		311111-11	12/98	180.420	191.749	215.935	215.935	219.290
Dry and semi moist dog food.....		311111-14	12/11	128.462	131.948	134.806	135.953	137.181
Cat food.....		311111-4	12/85	237.447	240.882	252.530	252.862	255.155
Canned cat food.....		311111-44	12/11	142.726	144.938	156.124	156.124	157.479
Dry and semi moist cat food.....		311111-45	12/98	197.202	199.715	199.715	200.451	202.412
Secondary products and miscellaneous receipts.....		311111-SM						

See footnotes at end of table.

Table 11. Producer price indexes for net output of selected industries and their products, not seasonally adjusted — Continued
[August 2022]

Title ¹	Industry code	Product code	Index base	Unadjusted index ²				
				Apr. 2022	May 2022 ^P	June 2022 ^P	July 2022 ^P	Aug. 2022 ^P
Dog and cat food manufacturing - Continued								
Miscellaneous receipts.....		311111-M1	12/10	140.190	140.190	140.190	140.190	140.190
Other animal food manufacturing.....	311119		12/80	252.225	256.196	255.127	255.794	257.403
Primary products.....		311119-P	12/80	247.282	251.027	249.862	250.184	251.709
Complete swine feed, supplements, concentrates, and premixes.....		311119-B	12/11	159.746	158.081	148.368	139.845	135.511
Complete beef cattle feed, supplements, concentrates, and premixes.....		311119-H	12/11	133.665	134.495	133.258	133.323	141.052
Poultry, exc. chicken and turkey, and livestock, exc. cattle and swine, feed.....		311119-N	12/80	346.979	348.651	348.823	349.419	349.639
Pet (excluding dog and cat), laboratory, and fur animal feed.....		311119-R	06/91	239.297	249.560	250.201	252.025	255.252
Chicken and turkey feed, supplements, concentrates, and premixes.....		311119-1	12/80	203.210	208.098	210.413	212.782	213.978
Complete dairy cattle feed, supplements, concentrates, and premixes.....		311119-5	12/11	133.487	134.722	134.408	136.894	139.362
Other prepared animal feeds, including feeding materials and adjuncts.....		311119-9	12/80	309.434	319.806	323.062	323.756	312.748
Secondary products and miscellaneous receipts.....		311119-SM						
Miscellaneous receipts.....		311119-M	12/80	269.114	276.897	276.572	281.884	284.754
Secondary products.....		311119-S	12/80	358.291	358.291	363.958	371.924	372.707
Grain & oilseed milling.....	3112		12/03	194.450	201.745	203.807	198.740	197.300
Flour milling & malt mfg.....	31121		12/03	214.498	222.266	222.759	217.238	212.712
Flour milling.....	311211		06/83	258.601	269.912	269.935	258.508	250.248
Primary products.....		311211-P	06/83	261.684	273.596	273.469	261.586	253.201
Prepared flour mixes, including refrigerated and frozen doughs and batters, made in flour mills.....		311211-A	06/83	224.251	235.397	238.776	249.124	248.216
Wheat flour (except flour mixes), made in flour mills.....		311211-1	06/83	289.884	305.236	303.829	284.514	275.093
Wheat mill products, except flour.....		311211-4	06/83	133.178	147.510	147.495	145.246	149.087
Corn mill products.....		311211-7	06/83	208.905	209.279	209.466	213.580	201.498
Other grain mill products.....		311211-9	06/83	361.304	361.462	372.345	363.842	348.299
Secondary products and miscellaneous receipts.....		311211-SM						
Miscellaneous receipts.....		311211-M	06/92	206.490	209.199	213.035	206.490	203.669
Rice milling.....	311212		06/84	212.447	216.501	218.844	226.724	229.511
Primary products.....		311212-P	06/84	211.749	215.791	218.125	225.980	228.758
Milled rice and byproducts.....		311212-0	12/03	203.912	207.804	210.053	217.617	220.291
Milled rice (incl second heads, screenings, brewers, bran, sharps, rice flour, and byproducts).....		311212-04	06/03	232.689	237.506	237.903	246.019	248.396
Head rice not packaged with other ingredients.....		311212-06	12/11	119.803	122.111	123.729	128.730	130.338
Malt manufacturing.....	311213		06/85	185.128	184.894	185.110	184.941	185.391
Primary products.....		311213-P	06/85	182.085	181.835	182.066	181.886	182.329
Malt and malt byproducts.....		311213-0	06/85	182.085	181.835	182.066	181.886	182.329
Secondary products and miscellaneous receipts.....		311213-SM1						
Starch & vegetable fats & oils mfg.....	31122		12/03	200.268	207.606	211.125	204.648	204.050
Wet corn milling.....	311221		06/85	231.114	241.435	239.181	240.201	240.241
Primary products.....		311221-P	06/85	254.492	266.849	263.917	265.115	265.401
Wet process corn byproducts.....		311221-A	06/85	328.775	344.471	346.516	332.964	326.197
Corn sweeteners, made by wet milling.....		311221-1	06/85	225.912	235.599	236.611	239.614	244.405
Manufactured starch, made by wet milling.....		311221-4	06/85	251.572	269.686	260.585	270.154	272.247
Secondary products and miscellaneous receipts.....		311221-SM						
Soybean and other oilseed processing.....	311224		12/11	119.754	122.376	127.360	125.760	126.303
Primary products.....		311224-P	12/11	110.192	110.435	111.465	108.541	110.307
Cottonseed cake, meal, hulls, and other byproducts.....		311224-B	06/85	550.472	585.384	575.586	568.580	578.960
Cottonseed cake and meal.....		311224-B1	12/11	110.769	115.969	112.940	113.655	117.351
Soybean oil.....		311224-3	12/79	257.392	265.179	271.982	247.970	250.483
Crude soybean oil, degummed, made from soybeans crushed in the same establishment.....		311224-31	05/88	185.410	194.851	195.242	193.101	193.114
Soybean oil, all other types.....		311224-32	12/03	346.141	353.837	366.254	322.977	327.659
Soybean cake, meal, and other byproducts.....		311224-4	12/79	137.624	134.702	134.158	136.504	140.515
Soybean cake and meal.....		311224-41	12/09	96.031	94.067	93.455	94.914	97.293
Other soybean products, including isolates and concentrates.....		311224-42	12/09	169.314	164.119	168.456	175.172	189.111
Cotton linters.....		311224-7	06/85	164.720	182.479	184.547	186.972	217.185
Other crude and refined vegetable oils and other vegetable mill products.....		311224-9	12/11	204.906	203.764	204.030	204.611	201.158
Other crude vegetable oils, including linseed, peanut, sunflower, safflower, etc.....		311224-91	01/99	393.973	394.981	398.215	395.360	389.331
Other vegetable oil mill products, including all oil seed cake and meal.....		311224-93	12/85	310.797	317.473	311.210	315.241	313.325
Secondary products and miscellaneous receipts.....		311224-SM						
Miscellaneous products.....		311224-M	12/11	109.176	119.182	121.327	123.590	127.037
Fats and oils refining and blending.....	311225		12/81	411.881	432.361	428.073	391.254	385.547
Primary products.....		311225-P	12/81	448.746	469.333	467.962	423.933	416.989
Shortening and cooking oils.....		311225-2	12/81	438.968	459.029	459.106	411.442	403.345
Margarine, butter blends, and butter substitutes.....		311225-4	02/04	148.119	155.153	150.335	149.939	151.658
Secondary products and miscellaneous receipts.....		311225-SM						

See footnotes at end of table.

Table 11. Producer price indexes for net output of selected industries and their products, not seasonally adjusted — Continued
 [August 2022]

Title ¹	Industry code	Product code	Index base	Unadjusted index ²				
				Apr. 2022	May 2022 ^P	June 2022 ^P	July 2022 ^P	Aug. 2022 ^P
Fats and oils refining and blending - Continued								
Secondary products.....		311225-S	02/04	157.712	177.409	159.897	156.450	156.457
Breakfast cereal manufacturing.....	31123		12/03	149.519	155.488	154.341	154.838	154.838
Breakfast cereal manufacturing.....	311230		12/83	248.702	258.629	256.722	257.548	257.548
Primary products.....		311230-P	12/83	257.150	268.515	266.995	267.593	267.593
Breakfast cereal.....		311230-1	12/83	255.829	267.136	265.624	266.219	266.219
Secondary products and miscellaneous receipts.....		311230-SM						
Sugar & confectionery product mfg.....	3113		12/84	230.261	232.728	232.937	237.265	240.075
Sugar mfg.....	31131		12/03	169.411	170.404	170.421	171.466	173.863
Beet sugar manufacturing.....	311313		06/82	168.989	171.239	171.684	172.037	172.704
Primary products.....		311313-P	06/82	172.611	174.959	175.418	175.786	176.482
Beet sugar.....		311313-0	06/82	175.502	177.890	178.356	178.731	179.439
Secondary products and miscellaneous receipts.....		311313-SM1						
Cane sugar manufacturing.....	311314		12/11	106.452	106.591	106.436	107.361	109.531
Primary products.....		311314-P	12/11	106.610	106.742	106.558	107.584	109.721
Raw cane sugar and sugarcane mill products and byproducts.....		311314-1	06/82	194.591	196.434	195.337	197.645	204.212
Refined granulated cane sugar and byproducts.....		311314-3	06/82	232.538	231.510	231.733	233.614	236.089
Secondary products and miscellaneous receipts.....		311314-SM						
Nonchocolate confectionery mfg.....	31134		12/03	168.164	169.837	170.121	171.627	174.392
Nonchocolate confectionery manufacturing.....	311340		12/03	168.114	169.786	170.070	171.576	174.339
Primary products.....		311340-P	12/03	169.283	170.782	171.105	172.710	175.894
Nonchocolate-type confectioneries, made and packaged for shipment.....		311340-1	06/83	255.497	258.606	258.827	262.315	269.236
Other confectionery-type products.....		311340-7	06/91	210.979	213.115	220.066	220.066	220.066
Secondary products and miscellaneous receipts.....		311340-SM						
Secondary products.....		311340-S	12/03	175.985	179.445	179.501	180.638	180.881
Chocolate and confectionery manufacturing.....	31135		12/11	115.102	116.721	116.823	120.557	121.574
Chocolate and confectionery mfg. from cacao.....	311351		12/11	126.473	127.677	127.850	130.250	132.286
Primary products.....		311351-P	12/11	125.032	126.368	126.198	128.860	131.116
Chocolate coatings, made from cacao beans.....		311351-1	12/11	—	—	139.348	143.793	145.520
Chocolate/chocolate-type confectionery products, made from cacao beans.....		311351-4	12/11	121.365	121.365	122.721	122.721	122.721
Other chocolate and cocoa products, made from cacao beans.....		311351-7	12/11	118.120	118.161	118.896	122.882	127.621
Secondary products and miscellaneous receipts.....		311351-SM1						
Confectionery mfg. from purchased chocolate.....	311352		12/11	110.239	112.038	112.102	116.430	117.012
Primary products.....		311352-P	12/11	109.882	111.626	111.665	116.671	117.107
Chocolate/confectionery products, made from purchased chocolate, not retailed...		311352-1	12/11	108.619	110.435	110.477	115.795	116.054
Chocolate/confectionery products, made from purchased chocolate, retailed.....		311352-2	12/11	131.511	132.092	132.092	132.092	135.411
Secondary products and miscellaneous receipts.....		311352-SM						
Miscellaneous receipts.....		311352-M	12/11	127.882	132.741	132.741	132.741	132.741
Secondary products.....		311352-S	12/11	106.181	—	—	—	—
Fruit & vegetable preserving & specialty food mfg.....	3114		12/84	216.634	223.896	224.740	229.000	230.311
Frozen food manufacturing.....	31141		12/03	153.770	159.043	159.791	161.083	163.421
Frozen fruit and vegetable manufacturing.....	311411		06/81	282.970	299.076	300.200	300.464	308.301
Primary products.....		311411-P	06/81	250.252	265.937	266.622	266.703	274.520
Frozen fruits, juices, ades, drinks, and cocktails.....		311411-1	06/81	231.605	234.284	228.363	227.725	226.522
Frozen fruits.....		311411-11	12/90	308.088	313.624	299.782	298.292	299.387
Frozen vegetables.....		311411-4	06/81	266.482	287.230	290.202	290.532	301.740
Frozen vegetables, other than potato products.....		311411-47	12/11	128.996	144.368	143.792	144.003	151.088
Frozen potato products (French-fried, patties, puffs, etc.).....		311411-48	12/11	115.461	120.648	123.374	123.480	127.152
Secondary products and miscellaneous receipts.....		311411-SM						
Miscellaneous receipts.....		311411-M	06/97	419.548	434.297	440.921	440.921	440.921
Frozen specialty food manufacturing.....	311412		12/82	182.647	185.694	186.706	189.308	190.319
Primary products.....		311412-P	12/82	186.604	189.325	190.548	193.232	194.324
Frozen dinners (beef, pork, and poultry pies) and nationality foods, incl. frozen pizza.....		311412-1	12/82	167.764	170.465	171.781	174.795	175.959
Other frozen specialties, incl. all whipped topping, waffles, soups, etc., excluding seafood.....		311412-4	06/91	214.232	216.048	216.346	216.346	216.666
Secondary products and miscellaneous receipts.....		311412-SM						
Secondary products.....		311412-S	12/82	158.991	172.371	168.936	171.473	171.229
Fruit & vegetable canning, pickling & drying.....	31142		12/03	169.454	175.050	175.594	180.213	180.194
Fruit and vegetable canning.....	311421		06/81	245.196	251.538	253.267	263.468	263.926
Primary products.....		311421-P	06/81	245.023	251.359	253.909	265.104	264.863
Canned catsup and other tomato based sauces.....		311421-D	06/81	204.612	215.990	223.943	222.823	222.986
Canned jams, jellies, and preserves.....		311421-G	06/81	237.718	256.831	257.312	257.398	257.726

See footnotes at end of table.

Table 11. Producer price indexes for net output of selected industries and their products, not seasonally adjusted — Continued
 [August 2022]

Title ¹	Industry code	Product code	Index base	Unadjusted index ²				
				Apr. 2022	May 2022 ^P	June 2022 ^P	July 2022 ^P	Aug. 2022 ^P
Fruit and vegetable canning - Continued								
Canned and fresh fruit juices, nectars, and concentrates.....		311421-K	12/11	119.425	119.582	120.238	126.753	126.427
Pickles and other pickled products, including horseradish.....		311421-Q	06/81	311.277	317.725	317.745	327.634	327.859
Canned fruits, excluding baby foods.....		311421-1	06/81	285.627	291.659	295.011	317.839	315.691
Canned vegetables.....		311421-5	06/81	247.679	253.832	250.027	272.041	272.940
Secondary products and miscellaneous receipts.....								
Miscellaneous receipts.....		311421-M	06/81	140.025	144.138	148.567	154.180	153.315
Secondary products.....		311421-S	06/81	295.289	302.698	291.884	290.749	301.331
Specialty canning.....	311422		12/82	296.637	310.967	310.041	312.553	313.049
Primary products.....								
Canned baby foods and other canned specialty/nationality foods.....		311422-P	12/82	316.759	335.007	333.640	335.898	336.630
Canned soups and stews, excluding frozen and seafood.....		311422-5	06/08	145.020	140.655	135.581	138.789	138.789
Canned dry beans.....		311422-6	12/82	422.947	456.823	457.020	457.020	457.020
Canned dry beans.....		311422-7	12/82	179.631	188.048	188.785	192.726	195.150
Secondary products and miscellaneous receipts.....								
Secondary products.....		311422-SM						
		311422-S	12/82	227.572	233.025	233.025	235.751	235.751
Dried and dehydrated food manufacturing.....	311423		12/82	262.084	270.985	270.839	272.278	269.538
Primary products.....								
Soup mixes (including dried/dehydrated/freeze-dried) and bouillon.....		311423-P	12/82	274.854	279.301	279.309	281.081	274.769
Dried and dehydrated fruits and vegetables, including freeze-dried.....		311423-1	12/82	200.114	211.462	211.462	211.462	-
Dried and dehydrated fruits and vegetables, including freeze-dried.....		311423-5	12/82	266.657	268.118	268.129	270.625	268.737
Secondary products and miscellaneous receipts.....								
		311423-SM						
Dairy product mfg.....	3115		12/84	248.671	251.444	253.860	254.421	251.866
Dairy product (except frozen) mfg.....	31151		12/03	179.055	181.157	182.951	183.303	180.847
Fluid milk manufacturing.....	311511		12/82	292.888	297.982	300.989	302.824	302.076
Primary products.....								
Yogurt, except frozen.....		311511-P	12/82	273.449	279.481	282.687	283.504	282.245
Perishable dairy product substitutes.....		311511-A	12/82	167.669	172.538	174.159	174.301	174.631
Fluid milk and cream, bulk sales.....		311511-D	12/91	155.365	155.394	155.404	155.554	155.554
Fluid milk and cream, bulk sales.....		311511-1	12/91	234.418	236.453	239.275	244.503	246.150
Fluid milk and related products, packaged (incl. cartons, bottles, cans, etc.) excl. U.H.T.....		311511-5	12/82	298.651	306.330	310.487	309.924	307.036
Whole fluid milk, packaged, excluding U.H.T. and flavored.....		311511-51	12/82	279.348	286.915	290.244	290.886	287.398
Fluid milk, lowfat, incl. 2.0, 1.0, and 0.5 percent packaged, excl. U.H.T. and flavored.....		311511-52	12/82	309.665	318.890	324.409	322.018	316.791
Fat free or skim milk, packaged, excluding U.H.T. and flavored.....		311511-53	12/82	314.743	324.321	331.239	325.486	319.482
Other fluid milk related products, incl. heavy & light cream, unflavored sour cream, etc.....		311511-59	06/98	247.002	249.678	250.661	254.030	258.512
Cottage cheese (including bakers', pot, and farmers' cheese).....		311511-7	12/82	304.288	311.615	311.620	315.481	315.809
Other packaged milk products incl. flavored milks, eggnog, buttermilk etc.....		311511-9	12/91	271.255	276.804	279.639	280.691	278.805
Secondary products and miscellaneous receipts.....								
Miscellaneous receipts.....		311511-SM						
		311511-M	12/82	447.510	443.719	441.210	451.216	454.471
Secondary products.....		311511-S	12/82	244.026	246.074	249.915	253.525	254.264
Creamery butter manufacturing.....	311512		06/84	196.818	188.086	210.954	210.008	211.877
Primary products.....								
Creamery butter.....		311512-P	06/84	193.773	185.177	207.690	206.759	208.599
		311512-0	06/84	193.773	185.177	207.690	206.759	208.599
Cheese manufacturing.....	311513		06/81	221.545	226.250	225.707	224.400	215.821
Primary products.....								
Raw liquid whey.....		311513-P	06/81	202.199	206.756	206.284	204.909	197.129
Natural cheese (cheddar, Swiss, Italian, brick, cream, grated, dried etc.) excl. cottage cheese.....		311513-A	12/04	299.640	291.874	315.884	310.962	303.969
Natural cheese, except lowfat, shipped in consumer packages or containers (3 lbs. or less).....		311513-1	06/81	189.971	194.293	193.189	191.396	185.008
Natural cheese, except lowfat, shipped in packages or containers (more than 3 lbs.) or bulk.....		311513-1111	12/04	139.594	139.744	139.446	142.261	142.983
Lowfat natural cheese, except cottage cheese, shipped in consumer packages (3 lbs. or less).....		311513-1121	12/04	133.952	139.099	138.208	134.241	126.034
Lowfat natural cheese, except cottage cheese, shipped in consumer packages (3 lbs.) or in bulk.....		311513-1131	06/10	113.728	113.779	111.459	111.406	111.393
Lowfat natural cheese, except cottage cheese, shipped in packages (more than 3 lbs.) or in bulk.....		311513-1141	06/10	151.568	158.458	156.620	151.413	140.356
Process cheese and related products.....								
Process cheese, shipped in consumer packages or containers (3 lbs. or less)...		311513-4	06/81	208.803	213.890	214.626	215.673	202.555
All other process cheese and related products.....		311513-41	06/10	136.686	137.509	137.191	139.733	131.862
Process cheese, shipped in packages or containers (more than 3 lbs.) or in bulk.....		311513-49	06/10	156.446	162.483	163.745	162.881	152.417
Cheese food, spread, and other related products.....		311513-4921	06/10	140.549	152.119	160.675	160.024	156.495
		311513-4961	12/11	138.990	138.387	132.303	131.415	116.419
Secondary products and miscellaneous receipts.....								
Miscellaneous receipts.....		311513-SM						
		311513-M	06/81	244.184	246.086	245.121	252.735	253.672
Secondary products.....		311513-S	06/81	277.029	281.180	280.657	278.068	263.832
Dry, condensed, and evaporated dairy products.....	311514		12/83	237.152	235.708	237.914	239.763	240.120
Primary products.....								
Ice cream mixes and related products.....		311514-P	12/83	267.674	265.492	266.480	265.919	266.287
		311514-A	04/00	156.012	156.394	155.241	157.751	160.721

See footnotes at end of table.

Table 11. Producer price indexes for net output of selected industries and their products, not seasonally adjusted — Continued
 [August 2022]

Title ¹	Industry code	Product code	Index base	Unadjusted index ²				
				Apr. 2022	May 2022 ^P	June 2022 ^P	July 2022 ^P	Aug. 2022 ^P
Dry, condensed, and evaporated dairy products - Continued								
Dairy product substitutes.....		311514-D	06/92	170.521	178.463	178.440	178.484	178.454
Dry milk products and mixtures.....		311514-1	12/83	254.501	249.940	247.389	245.614	245.790
Milk products, shipped in consumer-type cans, excluding substitutes.....		311514-5	12/83	311.087	308.544	321.547	325.668	325.997
Concentrated milk products shipped in bulk (barrels, drums, and tanks).....		311514-7	12/83	207.977	206.662	209.396	201.156	202.444
Secondary products and miscellaneous receipts.....		311514-SM						
Secondary products.....		311514-S	12/83	137.665	137.880	142.026	148.154	148.428
Ice cream and frozen dessert mfg.....	31152		12/03	161.942	162.440	163.465	164.417	169.925
Ice cream and frozen dessert manufacturing.....	311520		06/83	260.208	261.007	262.654	264.184	273.033
Primary products.....		311520-P	06/83	262.197	263.141	265.088	266.662	275.445
Ice cream and frozen dessert manufacturing.....		311520-0	06/83	262.197	263.141	265.088	266.662	275.445
Ice cream, incl. custards (excl. lowfat and nonfat) shipped in bulk (containers 3 gal or more).....		311520-01	06/83	279.098	280.410	284.953	285.348	287.663
Ice cream, incl. custards (excl. lowfat and nonfat) shipped in sizes less than 3 gallons.....		311520-02	06/83	257.968	257.728	259.327	260.710	272.777
Ice cream, including custards (excluding lowfat and nonfat), novelty forms.....		311520-03	06/92	196.225	199.260	201.533	202.847	209.264
Ice cream, including custards, lowfat and nonfat.....		311520-04	12/98	152.073	152.073	152.809	155.028	158.802
Other frozen desserts (yogurt, sherbet, water ices, mellorine, frozen pudding, gelato, etc.).....		311520-05	12/98	200.258	200.261	200.713	201.487	204.889
Secondary products and miscellaneous receipts.....		311520-SM						
Miscellaneous receipts.....		311520-M	06/83	285.251	285.251	285.251	285.251	303.857
Animal slaughtering & processing.....	31161		12/84	233.373	236.431	240.202	239.684	239.443
Animal, except poultry, slaughtering.....	311611		12/80	237.059	231.780	237.474	238.536	238.766
Primary products.....		311611-P	12/80	234.290	228.083	233.457	234.122	234.372
Pork, fresh/frozen, unprocessed, all cuts, except sausage, made in slaughtering plants.....		311611-A	12/80	151.086	144.462	145.324	148.103	149.357
Pork, processed or cured, not canned or made into sausage, made in slaughtering plants.....		311611-G	12/80	216.037	219.673	234.200	211.190	213.576
Fresh and processed sausage, deli, and cooked meats, made in slaughtering plants.....		311611-J	12/80	310.081	321.183	325.194	327.242	326.781
Hides, skins, and pelts, made in slaughtering plants.....		311611-Q	12/80	107.350	98.896	97.165	98.278	94.922
Miscellaneous byproducts of slaughtering plants.....		311611-R	12/80	646.204	675.015	670.177	658.582	667.198
Beef, fresh or frozen, not canned or made into sausage, made in slaughtering plants.....		311611-1	12/80	253.474	244.904	252.562	254.065	253.616
Beef, fresh/frozen whole/half carcass, not canned or made into sausage, misp.....		311611-10	12/80	228.978	224.733	243.297	256.587	252.226
Beef, fresh/frozen variety meats, not canned or made into sausage, made in slaughtering plants.....		311611-16	12/80	258.257	250.534	255.705	253.020	239.104
Beef, fresh/frozen, primal and subprimal cuts, made in slaughtering plants.....		311611-17	12/95	227.815	219.885	226.255	227.145	227.507
Lamb/mutton, fresh or frozen, not canned or made into sausage, made in slaughtering plants.....		311611-7	12/95	208.921	205.195	207.079	201.587	199.439
Secondary products and miscellaneous receipts.....		311611-SM						
Miscellaneous receipts.....		311611-M	06/01	396.094	455.614	456.397	457.963	449.352
Secondary products.....		311611-S	12/80	169.005	169.879	186.420	200.502	203.759
Meat processed from carcasses.....	311612		12/82	228.412	230.347	227.579	227.459	234.318
Primary products.....		311612-P	12/82	222.502	224.302	221.333	221.212	228.227
Other processed, frozen, or cooked meats, made from purchased carcasses.....		311612-A	12/82	215.301	218.003	214.112	216.416	219.332
Boxed meat (beef, pork, lamb, etc.), made from purchased carcasses.....		311612-A1	06/08	123.707	127.818	126.123	128.014	131.377
Frozen ground meat patties and other processed, frozen, or cooked meats, mfpc.....		311612-A5	09/16	131.228	131.709	129.091	130.236	131.245
Pork, processed or cured, not canned or made into sausage, mfpc.....		311612-1	12/82	190.270	187.498	191.365	185.630	193.900
Pork, sweet-pickled, dry-cured, or dry salt, not canned or made into sausage, mfpc.....		311612-11	09/16	126.971	127.196	127.183	127.229	127.325
Smoked hams and picnics, excluding canned, made from purchased carcasses.....		311612-12	06/08	145.699	145.644	153.530	139.876	161.585
Smoked slab bacon, made from purchased carcasses.....		311612-13	09/16	181.843	180.952	172.130	171.129	176.735
Smoked sliced bacon, made from purchased carcasses.....		311612-14	06/08	206.204	198.518	197.649	194.596	191.719
Other smoked pork, not canned or made into sausage, made from purchased carcasses.....		311612-15	06/08	154.633	160.239	163.011	163.397	161.796
Boiled ham, barbecue pork, and other cooked pork, except canned meats and sausage, mfpc.....		311612-16	06/08	122.540	122.880	132.514	138.964	140.619
Sausage and similar products, excluding canned, made from purchased carcasses.....		311612-4	12/82	252.924	255.886	249.578	251.101	262.050
Fresh sausage (pork sausage, breakfast links, etc.), excluding canned, mfpc....		311612-41	12/82	310.742	323.690	285.965	289.867	329.856
Dry or semidry sausage (salami, cervelat, pepperoni, summer sausage, pork roll, etc), mfpc.....		311612-42	12/82	240.947	240.717	245.553	245.337	247.888
Frankfurters, including wieners, excluding canned, made from purchased carcasses.....		311612-43	12/82	270.433	268.496	271.617	274.665	274.965
Other sausage (smoked or cooked) & jellied goods & similar preparations, excluding canned, mfpc.....		311612-44	12/82	210.572	212.009	212.788	213.689	216.623
Canned meats, excluding dog, cat, and baby food, made from purchased carcasses.....		311612-7	12/82	258.770	273.937	253.792	-	-
Secondary products and miscellaneous receipts.....		311612-SM						

See footnotes at end of table.

Table 11. Producer price indexes for net output of selected industries and their products, not seasonally adjusted — Continued
 [August 2022]

Title ¹	Industry code	Product code	Index base	Unadjusted index ²				
				Apr. 2022	May 2022 ^P	June 2022 ^P	July 2022 ^P	Aug. 2022 ^P
Meat processed from carcasses - Continued								
Secondary products.....		311612-S	12/82	234.472	239.155	240.713	240.641	243.905
Rendering and meat byproduct processing.....	311613		12/82	389.406	397.922	404.957	392.954	403.840
Primary products.....		311613-P	12/82	374.356	382.507	388.175	377.169	388.311
Lard, inedible tallow, and other greases, excluding wool grease.....		311613-2	12/82	528.906	548.076	545.827	543.677	547.260
Animal and marine feed and fertilizer byproducts.....		311613-5	12/82	274.404	277.808	285.408	272.839	285.090
Meat and bone meal.....		311613-51	12/82	203.988	208.885	232.742	240.822	257.423
Animal and marine feed and fertilizer byproducts, except meat and bone meal..		311613-52	12/82	365.319	367.371	358.412	323.424	331.881
Secondary products and miscellaneous receipts.....		311613-SM						
Poultry processing.....	311615		12/81	232.853	247.829	253.767	251.384	244.785
Primary products.....		311615-P	12/81	238.528	254.099	260.179	257.696	250.881
Processed poultry and small game (except soups), containing 20 percent or more poultry or meat.....		311615-D	12/81	206.672	220.064	229.163	223.611	215.637
Young chickens, including bulk, chilled, frozen, whole, and in parts.....		311615-1	12/81	251.691	269.025	273.387	271.077	261.970
Turkeys (including frozen, whole, and parts).....		311615-7	12/81	274.713	293.645	298.180	305.019	311.079
Other poultry and small game (including frozen), whole, and parts.....		311615-9	12/90	285.443	281.911	283.423	284.171	288.756
Secondary products and miscellaneous receipts.....		311615-SM						
Secondary products.....		311615-S	12/81	41.988	42.484	45.386	45.445	43.915
Seafood product preparation & packaging.....	3117		12/03	189.833	191.643	191.999	195.047	193.097
Seafood product preparation and packaging.....	31171		12/03	189.833	191.643	191.999	195.047	193.097
Seafood product preparation and packaging.....	311710		12/11	132.893	134.160	134.412	136.543	135.176
Primary products.....		311710-P	12/11	132.899	134.225	134.680	136.535	135.013
Seafood canning.....		311710-1	12/84	262.029	262.029	249.550	261.139	261.253
Fresh and frozen seafood processing.....		311710-2	12/82	309.247	312.858	316.606	319.329	315.160
Prepared fresh fish/seafood, inc. surimi/surimi-based products.....		311710-21	12/82	420.034	431.982	426.266	424.114	420.114
Prepared frozen fish.....		311710-22	12/82	321.268	326.954	342.163	339.183	344.341
Prepared frozen shellfish.....		311710-23	12/96	207.628	206.446	203.583	210.150	196.702
Other prepared fresh and frozen seafood.....		311710-24	12/96	162.144	161.824	164.345	172.101	174.821
Secondary products and miscellaneous receipts.....		311710-SM						
Miscellaneous receipts.....		311710-M	12/82	245.570	245.627	237.465	253.248	255.551
Bakeries & tortilla mfg.....	3118		12/03	169.039	171.538	172.156	175.422	177.441
Bread & bakery product mfg.....	31181		12/03	179.769	181.267	181.859	185.970	188.666
Retail bakeries.....	311811		12/03	201.068	206.552	213.345	214.097	217.311
Primary products.....		311811-P	12/99	220.388	226.423	234.031	234.673	238.018
Retail bakery products.....		311811-0	12/99	220.388	226.423	234.031	234.673	238.018
Secondary products and miscellaneous receipts.....		311811-SM						
Miscellaneous receipts.....		311811-M	06/07	214.189	218.218	218.398	233.884	233.884
Commercial bakeries.....	311812		06/80	402.351	404.457	404.581	416.096	423.600
Primary products.....		311812-P	06/80	397.818	399.049	398.788	409.009	417.354
Bread (white, wheat, rye, etc.), including frozen.....		311812-1	06/80	395.768	399.342	398.584	411.856	423.653
White pan bread.....		311812-15	12/11	123.507	124.125	123.809	130.889	136.824
White hearth bread (French, Italian, etc.).....		311812-16	12/11	134.046	134.046	134.046	135.728	136.449
Dark wheat breads (whole wheat, cracked wheat, multigrain, etc.).....		311812-17	12/11	123.557	127.184	126.698	128.329	133.001
Other variety breads (rye, unleavened, raisin, potato, self-rising, salt-free, canned, etc.).....		311812-18	12/11	118.288	118.921	118.909	120.853	121.044
Rolls, bread-type (including muffins, bagels, and croissants), including frozen.....		311812-5	06/80	375.958	373.711	371.903	380.329	386.235
Rolls, hamburger and wiener.....		311812-51	12/11	121.621	120.041	118.423	120.180	123.976
All other rolls, bread-type (incl. muffins, bagels, and croissants).....		311812-59	12/11	134.944	135.111	135.641	139.772	139.739
Soft cakes, excluding frozen.....		311812-7	06/80	457.777	460.883	464.137	468.840	473.303
Other sweet goods, excluding frozen.....		311812-9	06/80	404.982	404.082	407.332	413.453	415.685
Secondary products and miscellaneous receipts.....		311812-SM						
Miscellaneous receipts.....		311812-M	06/80	451.603	471.023	474.565	499.303	499.809
Secondary products.....		311812-S	06/80	378.308	378.728	381.458	399.112	399.602
Frozen cakes and other pastries manufacturing.....	311813		06/91	222.300	224.965	224.620	225.750	224.569
Primary products.....		311813-P	12/82	321.158	324.642	324.054	325.920	323.904
Frozen cakes, pies, and other pastries.....		311813-0	12/82	321.158	324.642	324.054	325.920	323.904
Secondary products and miscellaneous receipts.....		311813-SM						
Secondary products.....		311813-S	06/91	175.536	179.817	179.890	179.915	180.187
Cookie, cracker & pasta mfg.....	31182		12/03	153.460	157.868	158.508	161.066	161.014
Cookie and cracker manufacturing.....	311821		06/83	251.886	252.870	253.006	255.246	255.416
Primary products.....		311821-P	06/83	251.496	251.639	251.791	254.294	254.482
Crackers, biscuits, and related products.....		311821-2	06/83	251.095	251.419	251.596	251.596	251.596
Crackers, biscuits, and related products.....		311821-24	01/12	100.979	101.110	101.181	101.181	101.181
Cookies, wafers, and ice cream cones and cups (excluding frozen).....		311821-4	06/83	250.466	250.477	250.609	254.918	255.243
Secondary products and miscellaneous receipts.....		311821-SM						

See footnotes at end of table.

Table 11. Producer price indexes for net output of selected industries and their products, not seasonally adjusted — Continued
 [August 2022]

Title ¹	Industry code	Product code	Index base	Unadjusted index ²				
				Apr. 2022	May 2022 ^P	June 2022 ^P	July 2022 ^P	Aug. 2022 ^P
Cookie and cracker manufacturing - Continued								
Secondary products.....		311821-S	06/83	255.248	255.248	255.248	255.248	255.248
Dry pasta, dough, and flour mixes manufacturing from purchased flour.....	311824		06/85	228.940	240.252	241.897	247.199	246.928
Primary products.....		311824-P	12/11	120.850	127.414	127.561	130.453	130.419
Prepared flour mixes (incl refrigerated & frozen doughs & batters) made from purchased flour.....		311824-1	06/85	213.625	226.735	227.114	229.820	229.731
Flour mixes (refrigerated & frozen doughs & batters), ex cake mixes, made from purchased flour.....		311824-12	06/85	211.498	224.123	224.528	227.269	227.174
Dry macaroni, spaghetti and egg noodle products (excluding canned or frozen)...		311824-3	06/85	255.710	265.659	265.659	278.069	278.069
Secondary products and miscellaneous receipts.....		311824-SM						
Secondary products.....		311824-S	06/85	287.778	298.236	321.578	326.861	327.623
Tortilla mfg.....	31183		12/03	150.168	149.887	150.555	149.906	158.557
Tortilla manufacturing.....	311830		12/03	150.170	149.889	150.557	149.907	158.559
Primary products.....		311830-P	06/91	180.573	180.104	180.849	179.942	192.704
Tortillas, sold in bulk or packages, excluding frozen or canned.....		311830-0	06/91	180.573	180.104	180.849	179.942	192.704
Secondary products and miscellaneous receipts.....		311830-SM						
Miscellaneous receipts.....		311830-M	12/03	125.287	125.287	125.797	125.797	126.119
Secondary products.....		311830-S	12/03	171.608	171.901	172.996	172.722	172.620
Other food manufacturing.....	3119		12/03	170.164	173.088	173.946	173.748	173.921
Snack food mfg.....	31191		12/03	160.927	166.877	172.378	172.306	172.580
Roasted nuts and peanut butter manufacturing.....	311911		12/03	153.485	153.815	153.362	153.790	154.534
Primary products.....		311911-P	12/03	153.413	153.711	153.184	153.546	154.336
Nuts and seeds (salted, roasted, cooked, or blanched).....		311911-1	06/91	197.785	196.355	195.473	195.698	196.890
Nuts (salted, roasted, cooked, or blanched), sold in bulk.....		311911-11	06/91	172.373	167.693	167.607	169.035	168.973
Canned nuts (salted, roasted, cooked, or blanched).....		311911-12	06/91	151.816	154.134	151.481	153.392	153.263
All other packaged nuts, including all types of seeds (salted, roasted, cooked, or blanched).....		311911-13	06/91	262.237	261.157	261.251	257.997	262.194
Peanut butter.....		311911-4	12/85	212.946	225.576	226.217	228.341	228.271
Secondary products and miscellaneous receipts.....		311911-SM						
Secondary products.....		311911-S	06/91	145.198	146.377	147.377	149.456	149.469
Other snack food manufacturing.....	311919		06/91	205.641	216.741	227.484	227.067	227.104
Primary products.....		311919-P	12/85	237.723	244.702	258.091	257.572	257.617
Potato chips and sticks, plain and flavored.....		311919-1	12/85	229.953	229.953	239.452	238.165	238.165
Corn chips and related products.....		311919-4	12/85	228.099	239.927	259.397	259.397	259.397
Other chips, sticks (hard pretzels, bacon rinds, popcorn (except candied), etc.)...		311919-7	12/03	169.072	176.437	183.539	183.539	183.657
Secondary products and miscellaneous receipts.....		311919-SM						
Coffee & tea mfg.....	31192		12/03	163.097	163.350	166.232	163.511	166.782
Coffee and tea manufacturing.....	311920		06/81	228.063	228.416	232.447	228.640	233.215
Primary products.....		311920-P	06/81	215.414	215.593	219.703	215.574	220.240
Roasted coffee.....		311920-1	06/81	226.666	226.790	231.879	226.627	232.496
Coffee, concentrated, including coffee substitutes.....		311920-5	06/81	204.347	205.995	205.995	205.995	206.380
Tea in consumer packages.....		311920-7	12/85	160.079	160.079	160.580	160.755	160.761
Secondary products and miscellaneous receipts.....		311920-SM						
Miscellaneous receipts.....		311920-M	12/00	186.686	186.686	186.686	186.686	186.686
Flavoring syrup & concentrate mfg.....	31193		12/03	150.187	150.615	151.205	154.250	155.223
Flavoring syrup and concentrate manufacturing.....	311930		12/85	222.825	223.459	224.334	228.852	230.297
Primary products.....		311930-P	12/85	231.249	231.985	233.003	238.140	238.474
Liquid beverage bases, excluding use by soft drink bottlers.....		311930-1	12/85	297.984	297.984	298.121	298.121	304.533
Soft drink flavoring syrup, sold in bulk.....		311930-6	05/15	128.869	128.869	128.869	129.007	129.007
Other flavoring agents (except chocolate syrups).....		311930-8	12/85	150.205	150.770	151.544	155.462	155.462
Secondary products and miscellaneous receipts.....		311930-SM						
Secondary products.....		311930-S	06/07	160.558	160.558	160.558	160.563	-
Seasoning & dressing mfg.....	31194		12/03	177.721	178.248	179.865	180.385	180.701
Mayonnaise, dressing, and sauce manufacturing.....	311941		12/03	161.429	163.227	164.329	164.459	164.548
Primary products.....		311941-P	06/81	294.197	296.209	297.294	297.776	297.946
Vinegar and cider.....		311941-1	12/85	171.095	171.095	176.069	176.069	176.069
Prepared sauces, excluding tomato-based sauces and sauces comprised of 20 percent or more meat.....		311941-4	06/81	223.646	228.472	229.558	230.817	231.262
Mayonnaise, salad dressings, and sandwich spreads.....		311941-7	06/81	316.754	317.027	317.336	317.336	317.336
Spoon-type salad dressing incl. mayonnaise, sandwich spreads, refrigerated dressings, semisolid.....		311941-75	06/07	174.587	174.871	175.192	175.192	175.192
Pourable-type salad dressing (reduced calorie, cheese, vinegar and oil, etc.)...		311941-76	06/07	147.325	147.325	147.325	147.325	147.325
Secondary products and miscellaneous receipts.....		311941-SM						
Miscellaneous receipts.....		311941-M	06/94	147.282	147.282	147.282	147.282	147.282
Secondary products.....		311941-S	06/81	232.109	240.383	246.064	245.264	245.384

See footnotes at end of table.

Table 11. Producer price indexes for net output of selected industries and their products, not seasonally adjusted — Continued
 [August 2022]

Title ¹	Industry code	Product code	Index base	Unadjusted index ²				
				Apr. 2022	May 2022 ^P	June 2022 ^P	July 2022 ^P	Aug. 2022 ^P
Spice and extract manufacturing.....	311942		12/03	187.580	186.832	188.896	189.786	190.314
Primary products.....		311942-P	12/03	189.562	188.506	191.464	191.999	192.254
Table salt (evaporated), pepper (white and black), and other spices.....		311942-1	06/85	263.948	249.609	260.675	260.893	262.345
Pepper and other spices in commercial sizes (1 lb or more).....		311942-16	05/17	113.323	110.624	107.202	107.495	109.445
Flavoring extracts, emulsions, liquid flavors, and food colorings.....		311942-6	12/85	349.932	355.638	355.638	355.638	355.638
Dry mix food preparations.....		311942-7	06/91	155.684	155.684	158.645	160.100	160.100
Secondary products and miscellaneous receipts.....		311942-SM						
All other food mfg.....	31199		12/03	188.560	192.094	185.272	184.138	182.143
Perishable prepared food manufacturing.....	311991		12/03	144.308	139.394	139.862	139.895	141.414
Primary products.....		311991-P	12/85	206.566	198.839	199.487	199.590	201.238
Perishable prepared foods.....		311991-0	12/85	206.566	198.839	199.487	199.590	201.238
Secondary products and miscellaneous receipts.....		311991-SM						
Miscellaneous receipts.....		311991-M	12/03	221.756	223.262	224.299	224.299	224.442
All other miscellaneous food manufacturing.....	311999		12/03	227.080	238.845	224.941	222.725	217.321
Primary products.....		311999-P	12/03	228.779	243.963	223.357	222.646	216.125
All other miscellaneous manufactured foods.....		311999-0	12/03	228.779	243.963	223.357	222.646	216.125
Secondary products and miscellaneous receipts.....		311999-SM						
Beverage & tobacco mfg.....	312		12/03	178.878	180.061	180.860	181.717	186.106
Beverage mfg.....	3121		12/84	214.834	214.634	215.830	216.575	222.521
Soft drink & ice mfg.....	31211		12/03	161.580	160.712	162.103	163.410	172.055
Soft drink manufacturing.....	312111		06/81	268.208	266.686	267.974	269.619	285.849
Primary products.....		312111-P	06/81	276.652	274.280	274.934	277.142	295.870
Soft drinks, non-carbonated.....		312111-A	12/00	169.440	162.535	162.501	162.968	183.259
Soft drinks, non-carbonated, all other types.....		312111-A3	06/07	120.406	121.089	121.178	121.186	122.507
Soft drinks, non-carbonated, fruit drinks, cocktails, ades.....		312111-A4	12/11	128.596	117.813	117.675	118.350	146.736
Soft drinks, bottled, canned, glass, plastic, carbonated.....		312111-2	12/11	144.941	145.782	146.291	147.786	154.228
Secondary products and miscellaneous receipts.....		312111-SM						
Miscellaneous receipts.....		312111-M	06/81	200.125	202.148	206.122	207.039	207.065
Secondary products.....		312111-S	06/81	292.457	296.968	302.687	296.271	309.284
Bottled water manufacturing.....	312112		12/03	102.592	102.135	106.545	109.138	109.034
Primary products.....		312112-P	12/03	100.943	100.440	104.973	107.633	107.549
Bottled water.....		312112-0	12/00	99.112	98.618	103.069	105.681	105.598
Secondary products and miscellaneous receipts.....		312112-SM						
Miscellaneous receipts.....		312112-M	12/03	113.021	113.500	114.266	114.266	114.266
Secondary products.....		312112-S2	09/18	132.520	134.016	135.473	140.368	136.388
Ice manufacturing.....	312113		12/85	258.972	262.277	262.860	263.282	263.918
Primary products.....		312113-P	12/85	249.122	251.221	251.797	252.213	252.837
Ice, manufactured (cubed, crushed, etc.), including can or block.....		312113-0	12/03	166.895	168.302	168.687	168.966	169.384
Secondary products and miscellaneous receipts.....		312113-SM						
Miscellaneous receipts.....		312113-M	08/98	165.340	165.340	165.340	165.340	175.728
Breweries.....	31212		12/03	149.105	149.102	149.322	150.327	150.246
Breweries.....	312120		06/82	223.675	223.671	224.001	225.506	225.386
Primary products.....		312120-P	06/82	222.712	222.708	223.043	223.045	222.921
Canned beer and ale case goods.....		312120-1	06/82	234.102	234.082	234.019	234.019	233.849
Bottled beer and ale case goods.....		312120-5	06/82	192.733	192.790	193.418	193.418	193.418
Beer and ale in barrels and kegs.....		312120-7	06/82	308.602	308.587	309.971	309.971	309.652
All other malt beverages and brewing products.....		312120-9	06/82	174.301	173.100	173.106	173.206	171.984
Secondary products and miscellaneous receipts.....		312120-SM						
Miscellaneous receipts.....		312120-M	12/02	141.114	141.114	141.114	192.522	192.522
Wineries.....	31213		12/03	134.503	135.491	135.488	135.614	135.930
Wineries.....	312130		12/83	186.912	188.285	188.281	188.455	188.894
Primary products.....		312130-P	12/83	191.254	192.753	192.749	192.939	193.419
Wines, brandy, and brandy spirits.....		312130-0	12/98	136.566	137.637	137.633	137.770	138.112
Wines, white, red & rose grape, and other fruit, 14 percent or less alcohol.....		312130-08	12/11	111.651	112.042	112.039	112.192	112.122
Wines, white grape, 14 percent or less alcohol content.....		312130-0811	12/83	160.446	160.446	160.446	160.537	160.799
Wines, red grape, 14 percent or less alcohol content.....		312130-0821	12/83	216.431	218.024	218.024	218.024	217.405
Wines, rose grape & other fruits & berries, 14 percent or less alcohol.....		312130-0831	12/11	137.845	137.898	137.845	139.595	-
Wines, dessert, effervescent, and wine coolers.....		312130-09	12/11	118.397	119.698	119.698	119.698	119.698
Wines, effervescent, including sparkling (carbonated), wine coolers.....		312130-0921	12/11	119.510	121.133	121.133	121.133	121.133
Other wines, brandy, and brandy spirits.....		312130-0B	06/06	129.362	132.184	132.184	132.184	133.990
Secondary products and miscellaneous receipts.....		312130-SM						
Miscellaneous receipts.....		312130-M	12/91	155.669	155.669	155.669	155.669	155.669
Distilleries.....	31214		12/03	108.971	110.229	111.394	107.245	107.357
Distilleries.....	312140		06/83	179.350	181.424	183.343	176.508	176.688

See footnotes at end of table.

Table 11. Producer price indexes for net output of selected industries and their products, not seasonally adjusted — Continued
 [August 2022]

Title ¹	Industry code	Product code	Index base	Unadjusted index ²				
				Apr. 2022	May 2022 ^P	June 2022 ^P	July 2022 ^P	Aug. 2022 ^P
Distilleries - Continued								
Primary products.....		312140-P	06/83	174.671	176.771	178.716	171.791	171.791
Distilled liquor, excluding brandy.....		312140-2	07/98	82.403	84.436	86.414	79.714	79.714
Distilled whiskey, all other distilled liquor, excluding brandy.....		312140-22	12/11	125.275	127.040	127.156	129.319	129.319
Bottled liquor, excluding brandy.....		312140-5	06/83	196.839	196.839	196.618	196.615	196.615
Bottled whiskey.....		312140-5B	06/12	103.763	103.763	103.769	103.769	103.769
Bottled gin, vodka, rum, cordials, cocktails, and similar compounds.....		312140-5C	06/12	100.010	100.010	99.755	99.750	99.750
Secondary products and miscellaneous receipts.....		312140-SM						
Miscellaneous receipts.....		312140-M	08/83	172.689	172.689	172.689	172.689	180.542
Tobacco mfg.....	3122		12/84	942.214	961.008	963.386	970.113	988.000
Tobacco manufacturing.....	31223		12/82	1,031.570	1,052.147	1,054.750	1,062.115	1,081.699
Tobacco manufacturing.....	312230		12/11	171.893	175.322	175.756	176.983	180.246
Primary products.....		312230-P	12/11	176.174	179.770	180.225	181.512	184.934
Tobacco stemming and redrying.....		312230-0	06/84	115.407	115.771	115.771	115.771	115.604
Tobacco, unstemmed leaf, redried before packing.....		312230-01	12/03	117.394	118.106	118.106	118.106	117.969
Tobacco, stemmed.....		312230-04	06/84	105.109	105.109	105.109	105.109	104.926
Cigarettes, excluding electronic.....		312230-1	12/82	1,126.326	1,153.919	1,153.919	1,163.702	1,186.678
Other tobacco products.....		312230-9	12/03	215.192	215.185	218.909	219.039	222.656
Cigars.....		312230-91	12/82	613.250	613.250	613.250	613.250	613.250
Chewing and smoking tobacco.....		312230-94	12/82	885.555	885.555	903.118	903.778	921.449
Secondary products and miscellaneous receipts.....		312230-SM						
Textile mills.....	313		12/03	170.314	173.124	174.997	176.355	177.652
Fiber, yarn, and thread mills.....	3131		12/84	194.450	197.858	198.682	200.978	202.285
Fiber, yarn, and thread mills.....	31311		12/84	194.450	197.858	198.682	200.978	202.285
Fiber, yarn, and thread mills.....	313110		12/11	135.375	137.747	138.321	139.920	140.830
Primary products.....		313110-P	12/11	135.301	137.672	138.245	139.843	140.753
Thread.....		313110-L	06/84	256.261	—	—	—	—
Spun yarns.....		313110-4	12/82	188.444	191.501	192.626	195.515	195.470
Spun cotton yarns.....		313110-42	05/22	—	100.000	—	—	102.057
Rayon, acetate, and lyocell spun yarns.....		313110-45	12/82	—	—	170.622	—	—
Noncellulosic fiber and other natural fiber (excluding cotton and wool) spun yarns.....		313110-47	12/96	180.628	183.456	185.789	187.295	187.185
Greige other noncellulosic fiber and other natural fiber spun yarns.....		313110-473	12/96	182.448	184.140	—	—	—
Textured and twisted yarns.....		313110-6	12/82	214.674	219.039	219.434	220.957	224.730
Textured/cripped/bulked filament yarns, incl. stretch yarn, made from purchased filament yarn.....		313110-6H	12/82	230.078	235.162	—	—	—
Secondary products and miscellaneous receipts.....		313110-SM						
Fabric mills.....	3132		12/03	154.944	158.023	160.309	161.322	162.917
Broadwoven fabric mills.....	31321		12/03	152.548	154.189	155.719	157.749	158.310
Broadwoven fabric mills.....	313210		12/03	152.502	154.142	155.671	157.701	158.262
Primary products.....		313210-P	12/03	151.006	152.737	154.351	156.493	157.085
Fabricated textile products, made in weaving mills.....		313210-W	12/06	148.616	149.840	150.567	151.074	151.074
Cotton broadwoven fabrics.....		313210-4	09/21	105.102	106.195	108.194	113.853	115.612
Manmade, silk, and other natural fiber (excluding cotton and wool) broadwoven fabrics.....		313210-8	09/21	106.528	107.830	108.818	109.417	109.539
Greige manmade, silk, and other natural fiber (exc cotton/wool) broadwoven fabrics.....		313210-81	06/11	115.708	117.709	119.252	120.043	120.189
Finished manmade, silk, & natural fiber (exc cotton/wool) broadwoven, finished in weaving mills.....		313210-83	06/81	180.192	180.578	180.790	181.370	181.534
Secondary products and miscellaneous receipts.....		313210-SM						
Narrow fabric mills and schiffli embroidery.....	31322		06/84	225.768	228.434	230.177	232.095	232.230
Narrow fabric mills and schiffli embroidery.....	313220		06/84	228.910	231.595	233.338	235.282	235.416
Primary products.....		313220-P	06/84	232.073	233.980	234.574	236.478	236.478
Woven narrow fabrics (12 inches or less in width).....		313220-2	06/84	222.393	225.632	225.911	228.248	228.248
Braided narrow fabrics (12 inches or less in width).....		313220-4	06/84	335.075	335.087	336.772	339.057	339.057
Secondary products and miscellaneous receipts.....		313220-SM						
Secondary products.....		313220-S	06/84	251.645	261.214	266.015	271.273	273.671
Nonwoven fabric mills.....	31323		12/03	147.373	151.678	154.150	154.641	156.598
Nonwoven fabric mills.....	313230		12/85	175.993	181.135	184.085	184.670	187.008
Primary products.....		313230-P	12/85	181.896	187.485	190.064	190.172	192.972
Nonwoven fabrics.....		313230-1	12/85	185.622	192.124	193.073	193.006	196.511
Pressed, punched, or needled felts, excluding hats.....		313230-5	12/85	163.316	167.788	168.247	172.714	169.330
Secondary products and miscellaneous receipts.....		313230-SM						
Knit fabric mills.....	31324		12/03	153.391	153.810	157.158	157.793	160.749

See footnotes at end of table.

Table 11. Producer price indexes for net output of selected industries and their products, not seasonally adjusted — Continued
 [August 2022]

Title ¹	Industry code	Product code	Index base	Unadjusted index ²				
				Apr. 2022	May 2022 ^P	June 2022 ^P	July 2022 ^P	Aug. 2022 ^P
Knit fabric mills.....	313240		12/11	129.000	129.353	132.167	132.701	135.188
Primary products.....		313240-P	12/11	125.603	126.001	128.500	128.953	131.602
Weft (circular) knit fabrics.....		313240-2	06/81	153.196	153.996	155.223	155.542	158.148
Weft (circular) knit fabrics, greige goods (excl uding hosiery).....		313240-21	06/81	158.591	160.388	160.388	160.388	163.629
Weft (circular) knit fabrics, knit and finished in the same establishment (excl hosiery).....		313240-23	12/94	151.161	151.161	153.056	153.516	155.794
Other knit fabrics and laces.....		313240-4	06/81	161.519	161.671	166.955	167.801	171.919
Warp knit fabrics, greige goods (excluding hosiery).....		313240-41	06/81	206.859	206.221	227.254	227.831	233.069
Warp knit fabrics, knit and finished in same establishment.....		313240-43	12/03	131.096	131.383	133.467	134.350	138.237
Secondary products and miscellaneous receipts.....		313240-SM1						
Textile and fabric finishing mills.....	3133		12/03	188.336	190.195	192.078	193.438	194.162
Textile and fabric finishing mills.....	31331		12/03	193.905	196.151	197.655	197.768	198.968
Textile and fabric finishing mills.....	313310		12/11	153.049	154.821	156.008	156.097	157.044
Primary products.....		313310-P	12/11	154.745	156.633	157.898	157.993	159.002
Textile and fabric finishing, except broadwoven.....		313310-B	12/03	158.907	164.403	168.072	168.281	174.429
Finished broadwoven fabrics, finished in finishing mills.....		313310-4	12/03	220.903	220.983	221.046	221.099	218.781
Commission finishing of cotton broadwoven fabrics.....		313310-43	06/84	293.635	293.640	293.655	293.655	293.655
Other finished broadwoven fabrics (excl. cotton and wool), finished in finishing mills.....		313310-45	06/84	350.468	350.515	350.515	350.658	344.427
Other commission finishing of broadwoven fabrics (excl. cotton & wool).....		313310-47	06/84	282.075	282.449	282.826	282.826	282.826
Secondary products and miscellaneous receipts.....		313310-SM						
Fabric coating mills.....	31332		12/03	182.124	183.092	186.003	190.532	190.102
Fabric coating mills.....	313320		06/85	257.181	258.547	262.659	269.056	268.448
Primary products.....		313320-P	06/85	250.442	251.392	255.718	262.459	261.819
Vinyl coated fabrics, including expanded vinyl coated.....		313320-1	06/85	258.687	259.767	261.727	261.756	264.445
Rubber coated fabrics, garment and footwear.....		313320-4	12/03	190.888	190.888	205.195	205.195	206.208
Coated or laminated fabrics and coated yarns, incl. impregnated fabrics.....		313320-5	06/06	147.372	148.014	149.565	156.011	154.581
Secondary products and miscellaneous receipts.....		313320-SM						
Secondary products.....		313320-S	06/85	206.301	208.120	208.504	208.546	208.546
Textile product mills.....	314		12/03	151.869	151.891	152.794	153.705	154.562
Textile furnishings mills.....	3141		12/03	148.733	148.369	149.094	149.614	149.094
Carpet and rug mills.....	31411		12/84	183.385	182.442	183.432	183.432	183.432
Carpet and rug mills.....	314110		06/90	167.838	166.974	167.879	167.879	167.879
Primary products.....		314110-P	06/90	169.650	168.704	169.542	169.542	169.542
Carpet and rugs.....		314110-0	06/90	169.650	168.704	169.542	169.542	169.542
Secondary products and miscellaneous receipts.....		314110-SM						
Curtain and linen mills.....	31412		12/03	151.735	152.213	152.787	154.421	152.787
Curtain and linen mills.....	314120		06/83	177.502	178.066	178.740	180.649	178.740
Primary products.....		314120-P	06/83	176.738	176.466	176.780	178.973	176.780
Curtains and draperies, made from purchased materials.....		314120-1	06/84	206.354	208.680	210.335	210.335	210.335
Other household textile products, made from purchased materials.....		314120-8	06/83	176.869	175.953	175.953	178.771	175.953
Bedspreads, made from purchased materials.....		314120-83	06/83	146.821	152.318	152.318	152.318	152.318
Other household furnishings, made from purchased materials.....		314120-89	06/83	162.433	161.057	161.057	164.215	161.057
Secondary products and miscellaneous receipts.....		314120-SM						
Miscellaneous receipts.....		314120-M	06/83	179.276	186.828	190.469	190.469	190.469
Secondary products.....		314120-S	06/83	235.705	237.299	238.656	238.656	238.656
Other textile product mills.....	3149		12/03	154.064	154.604	155.734	157.159	159.856
Textile bag and canvas mills.....	31491		12/03	162.841	162.877	164.441	164.448	164.475
Textile bag and canvas mills.....	314910		12/11	135.883	135.913	137.218	137.224	137.246
Primary products.....		314910-P	12/11	137.155	137.164	138.668	138.668	138.668
Textile bags.....		314910-1	12/85	203.678	203.678	203.678	203.678	-
Canvas and related products.....		314910-5	12/85	353.892	353.919	358.623	358.623	358.623
Secondary products and miscellaneous receipts.....		314910-SM						
Miscellaneous receipts.....		314910-M	12/11	115.661	115.661	115.661	115.661	115.661
Secondary products.....		314910-S	12/11	159.031	159.613	159.679	159.821	160.404
All other textile product mills.....	31499		12/03	148.874	149.637	150.562	152.616	156.500
Rope, twine, tire cord, and tire fabric mills.....	314994		12/11	117.672	119.472	119.520	120.434	121.792
Primary products.....		314994-P	12/11	116.116	118.000	118.031	119.012	120.465
Rope, cordage, and twine.....		314994-4	06/85	277.873	280.135	280.328	280.776	279.981
Tire cord and tire fabrics.....		314994-7	06/84	157.718	161.043	161.043	163.024	166.452
Secondary products and miscellaneous receipts.....		314994-SM						
Miscellaneous receipts.....		314994-M	12/11	132.735	133.296	133.579	133.535	133.533
All other miscellaneous textile product mills.....	314999		12/03	140.752	140.989	142.140	144.371	148.737

See footnotes at end of table.

Table 11. Producer price indexes for net output of selected industries and their products, not seasonally adjusted — Continued
 [August 2022]

Title ¹	Industry code	Product code	Index base	Unadjusted index ²				
				Apr. 2022	May 2022 ^P	June 2022 ^P	July 2022 ^P	Aug. 2022 ^P
All other miscellaneous textile product mills - Continued								
Primary products.....		314999-P	12/03	139.693	139.807	141.089	143.757	148.758
Embroideries (excluding Schiffl machine products) and embroidery contractors. . .		314999-6	12/11	124.069	124.069	124.813	124.813	125.597
Trimnings and findings, excluding automobile and apparel.....		314999-7	12/03	197.080	197.080	198.052	198.052	203.566
All other miscellaneous fabricated textile products.....		314999-8	12/03	137.013	137.049	136.391	138.304	144.734
Secondary products and miscellaneous receipts.....		314999-SM						
Miscellaneous receipts.....		314999-M	12/03	162.789	164.713	164.713	164.844	165.855
Secondary products.....		314999-S	12/03	132.869	132.876	133.768	133.769	135.135
Apparel manufacturing.....	315		12/03	122.859	123.309	123.493	123.956	124.013
Apparel knitting mills.....	3151		12/84	135.463	135.608	136.008	137.579	137.580
Hosiery and sock mills.....	31511		12/84	140.376	140.613	140.949	143.501	143.502
Hosiery and sock mills.....	315110		12/10	118.193	118.392	118.676	120.824	120.825
Primary products.....		315110-P	12/10	113.633	113.824	114.097	116.162	116.163
Hosiery and socks.....		315110-0	05/20	104.619	104.795	105.046	106.947	106.948
Other apparel knitting mills.....	31519		12/06	117.410	117.410	117.871	117.871	117.871
Other apparel knitting mills.....	315190		12/11	107.100	107.100	107.525	107.525	107.525
Primary products.....		315190-P	12/11	109.952	109.952	110.726	110.726	110.726
Secondary products and miscellaneous receipts.....		315190-SM						
Cut and sew apparel manufacturing.....	3152		12/03	120.933	121.181	121.237	121.458	121.504
Cut and sew apparel contractors.....	31521		12/03	117.148	117.148	117.148	117.148	117.148
Cut and sew apparel contractors.....	315210		12/11	111.731	111.731	111.731	111.731	111.731
Primary products.....		315210-P	12/11	111.646	111.646	111.646	111.646	111.646
Contract receipts for women's, girls', and infants' apparel.....		315210-2	12/03	111.391	111.391	111.391	111.391	111.391
Contract receipts for men's and boys' (including unisex) apparel.....		315210-4	12/03	132.461	132.461	132.461	132.461	132.461
Contract receipts for men's and boys' pants, work apparel, and other outerwear.....		315210-48	06/07	112.800	112.800	112.800	112.800	112.800
Secondary products and miscellaneous receipts.....		315210-SM						
Men's and boys' cut and sew apparel mfg.....	31522		12/03	144.961	145.062	145.062	145.589	145.659
Men's and boys' cut and sew apparel manufacturing.....	315220		12/11	131.686	131.778	131.778	132.258	132.321
Primary products.....		315220-P	12/11	133.633	133.750	133.750	134.356	134.427
Men's and boys' work clothing.....		315220-C	12/81	172.931	172.931	172.931	172.931	173.339
Men's and boys' work clothing and washable service apparel (excl. work shirts and jeans), mfpm.....		315220-C3	12/81	176.260	176.260	176.260	176.260	176.775
Men's and boys' other outerwear.....		315220-E	12/83	209.664	209.863	209.863	214.228	214.228
Men's and boys' nontailored coats, jackets, and vests (excl. ski apparel & work jackets), mfpm.....		315220-E1	12/83	237.055	237.336	237.336	243.498	243.498
Men's and boys' heavyweight nontailored coats, jackets, and vests (excl. ski apparel & work).....		315220-E11	06/07	166.290	166.718	166.718	176.107	176.107
Men's and boys' lightweight nontailored coats, jackets, and vests (excl. ski apparel & work).....		315220-E12	06/07	181.572	181.572	181.572	181.572	181.572
Men's and boys' nightwear, robes, and underwear, made from purchased fabrics.....		315220-1	12/03	165.532	165.532	165.532	165.532	165.532
Men's and boys' shirts, except work shirts.....		315220-6	06/83	185.151	185.151	185.151	185.151	185.151
Men's and boys' knit dress and sport shirts, made from purchased fabrics.....		315220-61	06/83	160.964	160.964	160.964	160.964	160.964
Men's and boys' woven dress and sport shirts, made from purchased fabrics.....		315220-63	06/83	190.232	190.232	190.232	190.232	190.232
Secondary products and miscellaneous receipts.....		315220-SM						
Secondary products.....		315220-S	12/11	121.432	121.432	121.432	121.490	121.592
Women's & girls' cut & sew apparel mfg.....	31524		12/03	110.833	111.271	111.274	111.537	111.604
Women's, girls', and infants' cut and sew apparel manufacturing.....	315240		12/11	108.385	108.814	108.816	109.073	109.140
Primary products.....		315240-P	12/11	106.729	107.065	107.068	107.129	107.219
Women's and girls' lingerie and nightwear.....		315240-1	12/03	118.337	118.337	118.337	118.337	118.337
Women's and girls' underwear, excluding foundation garments, made from purchased fabrics.....		315240-11	12/03	118.942	118.942	118.942	118.942	118.942
Women's and girls' nightwear, excluding robes and dressing gowns, made from purchased fabrics.....		315240-13	12/03	119.542	119.542	119.542	119.542	119.542
Women's and girls' blouses and shirts.....		315240-2	06/83	175.273	175.273	175.273	175.371	175.371
Women's and girls' knit shirts and blouses, made from purchased fabrics.....		315240-21	06/93	140.637	140.637	140.637	140.637	140.637
Women's and girls' woven shirts and blouses, made from purchased fabrics.....		315240-23	06/83	202.196	202.196	202.196	202.728	202.728
Women's and girls' dresses, made from purchased fabrics.....		315240-3	12/80	132.216	132.216	132.216	132.216	132.216
Women's and girls' suits, coats, and skirts.....		315240-4	12/82	134.205	134.216	134.216	134.216	134.216
Women's and girls' skirts, made from purchased fabrics.....		315240-46	12/82	139.430	139.444	139.444	139.444	139.444
Women's and girls' other outerwear.....		315240-8	06/83	106.979	108.326	108.339	108.503	108.863
Women's and girls' shorts, including tennis skirts, made from purchased fabrics.....		315240-84	06/93	119.572	120.180	120.180	120.180	120.180
Women's and girls' slacks, jeans, & jean-cut casual slacks (exc. sweatpants), mfpm.....		315240-86	06/83	67.231	67.231	67.231	67.231	67.231
Women's and girls' swimwear, made from purchased fabrics.....		315240-8A	12/83	162.332	161.568	161.568	162.470	164.446

See footnotes at end of table.

Table 11. Producer price indexes for net output of selected industries and their products, not seasonally adjusted — Continued
 [August 2022]

Title ¹	Industry code	Product code	Index base	Unadjusted index ²				
				Apr. 2022	May 2022 ^P	June 2022 ^P	July 2022 ^P	Aug. 2022 ^P
Women's, girls', and infants' cut and sew apparel manufacturing - Continued								
Women's and girls' nontailored coats, jackets, vests, and washable service apparel, mfgm.....		315240-8T	06/07	88.179	88.179	88.537	88.537	88.537
Secondary products and miscellaneous receipts.....		315240-SM						
Secondary products.....		315240-S	12/11	103.538	103.550	103.550	106.399	106.399
Other cut and sew apparel manufacturing.....	31528		12/03	153.077	153.096	153.695	153.796	153.796
Other cut and sew apparel manufacturing.....	315280		12/03	150.566	150.585	151.174	151.274	151.274
Primary products.....		315280-P	12/03	153.299	153.314	154.012	154.135	154.135
Fur and leather apparel, made from purchased materials.....		315280-2	12/03	189.773	189.923	196.781	197.986	197.986
All other cut and sew apparel, made from purchased materials.....		315280-6	12/03	152.392	152.392	152.392	152.392	152.392
Team sport uniforms, men's and boys', made from purchased fabrics.....		315280-65	12/06	150.880	150.880	150.880	150.880	150.880
Vestments and costumes, made from purchased materials.....		315280-69	12/03	141.364	141.364	141.364	141.364	141.364
Secondary products and miscellaneous receipts.....		315280-SM						
Secondary products.....		315280-S	12/03	104.869	105.074	105.752	105.752	105.752
Accessories and other apparel manufacturing.....	3159		12/03	147.569	150.379	151.445	152.592	152.839
Accessories and other apparel manufacturing.....	31599		12/03	147.566	150.376	151.442	152.589	152.835
Accessories and other apparel manufacturing.....	315990		12/11	132.744	135.271	136.230	137.262	137.483
Primary products.....		315990-P	12/11	129.639	133.037	134.281	135.300	135.598
All other accessories and apparel.....		315990-B	12/03	126.107	133.188	134.086	135.821	135.821
Leather belts, made from purchased materials.....		315990-BC	06/85	166.712	166.712	173.027	173.027	173.027
All other apparel accessories, made from purchased materials.....		315990-BE	12/11	124.271	132.865	132.865	134.970	134.970
Hats, caps, and millinery products.....		315990-4	12/90	245.885	247.892	253.072	253.072	253.072
Men's and boys' fabric, straw, and felt hats, made from purchased materials.....		315990-41	12/90	260.385	265.285	277.937	277.937	277.937
Women's, girls', and infants' fabric, straw, and felt hats, made from purchased materials.....		315990-43	12/90	159.903	159.903	159.903	159.903	159.903
Hat bodies and fabric caps, made from purchased materials.....		315990-45	12/90	253.140	253.140	253.140	253.140	253.140
Gloves and mittens, made from purchased materials.....		315990-7	12/03	171.240	172.375	173.056	175.720	178.439
Secondary products and miscellaneous receipts.....		315990-SM						
Miscellaneous receipts.....		315990-M	12/11	142.165	142.165	142.165	143.266	143.266
Secondary products.....		315990-S	12/11	133.638	133.638	135.278	135.966	135.966
Leather and allied product manufacturing.....	316		12/84	191.940	191.524	192.192	195.199	195.497
Leather and hide tanning and finishing.....	3161		06/81	202.329	196.415	198.522	207.080	204.884
Leather and hide tanning and finishing.....	31611		06/81	202.329	196.415	198.522	207.080	204.884
Leather and hide tanning and finishing.....	316110		06/81	202.183	196.271	198.378	206.933	204.738
Primary products.....		316110-P	06/81	198.315	192.299	194.443	203.148	200.914
Finished and unfinished leather.....		316110-1	12/97	108.730	104.799	106.200	111.887	110.428
Tanning or finishing leather owned by others, and furs, dressed and dyed or bleached.....		316110-2	06/11	129.107	129.107	129.107	129.107	129.107
Contract and commission receipts for tanning or finishing leather owned by others.....		316110-21	06/81	203.940	203.940	203.940	203.940	203.940
Secondary products and miscellaneous receipts.....		316110-SM						
Footwear manufacturing.....	3162		12/03	146.554	148.072	148.100	149.801	151.182
Footwear manufacturing.....	31621		12/03	146.554	148.072	148.100	149.801	151.182
Footwear manufacturing.....	316210		12/11	129.547	130.889	130.913	132.417	133.638
Primary products.....		316210-P	12/11	128.056	129.368	129.391	130.866	132.172
Rubber and plastics footwear, including athletic footwear.....		316210-1	12/80	162.227	162.285	162.285	162.285	162.359
Men's footwear (size 6 and larger), excluding athletic.....		316210-2	12/93	180.311	183.010	183.043	186.130	189.499
Women's footwear (size 4 and larger), excluding athletic.....		316210-5	12/93	141.628	143.324	143.380	145.253	145.670
Secondary products and miscellaneous receipts.....		316210-SM						
Miscellaneous receipts.....		316210-M	12/11	153.147	158.498	158.498	159.106	159.694
Other leather product manufacturing.....	3169		12/03	148.185	148.244	148.680	149.053	149.053
Other leather product manufacturing.....	31699		12/03	148.185	148.244	148.680	149.053	149.053
Women's handbag and purse manufacturing.....	316992		06/82	192.610	192.610	192.748	192.748	192.748
Primary products.....		316992-P	06/82	181.233	181.233	181.379	181.379	181.379
Women's and children's handbags and purses.....		316992-0	06/06	132.509	132.509	132.616	132.616	132.616
Secondary and miscellaneous receipts.....		316992-SM						
All other leather and allied good mfg.....	316998		12/11	131.760	131.825	132.285	132.699	132.699
Primary products.....		316998-P	12/11	127.813	127.860	128.461	128.972	128.972
Luggage (including suitcases, travel bags, backpacks, and other types).....		316998-1	12/84	157.638	157.819	157.819	157.819	157.819
Personal leather goods (excluding women's handbags and purses).....		316998-2	06/82	202.682	202.682	202.682	202.682	202.682
Boot and shoe cut stock and findings.....		316998-4	12/06	128.315	128.315	130.462	130.462	130.462
All other miscellaneous leather goods.....		316998-5	12/03	166.135	166.135	167.255	168.737	168.737
Secondary products and miscellaneous receipts.....		316998-SM						
Miscellaneous receipts.....		316998-M	12/11	150.311	150.425	150.425	150.425	150.425

See footnotes at end of table.

Table 11. Producer price indexes for net output of selected industries and their products, not seasonally adjusted — Continued
[August 2022]

Title ¹	Industry code	Product code	Index base	Unadjusted index ²				
				Apr. 2022	May 2022 ^P	June 2022 ^P	July 2022 ^P	Aug. 2022 ^P
Wood product manufacturing.....	321		12/03	225.215	222.915	208.598	204.086	203.552
Sawmills and wood preservation.....	3211		12/03	207.335	212.338	174.729	175.312	171.064
Sawmills and wood preservation.....	32111		12/03	207.335	212.338	174.729	175.312	171.064
Sawmills.....	321113		12/80	306.970	317.629	253.274	254.013	245.208
Primary products.....		321113-P	12/03	213.118	220.807	171.488	172.175	166.604
Hardwood lumber, made in sawmills.....		321113-1	12/03	146.493	152.847	149.888	145.468	140.340
Softwood lumber, made in sawmills.....		321113-3	12/03	236.176	244.552	172.934	175.513	169.187
Softwood dressed lumber, less than 2 inches in nominal thickness, not edge worked.....		321113-32	06/12	225.758	227.498	214.275	194.412	179.653
Softwood dressed 2-inch lumber, 2 inches in nominal thickness only, not edge worked.....		321113-33	06/12	309.384	325.388	196.445	205.958	194.580
Softwood dressed lumber and timbers, more than 2 inches in nominal thickness, not edge worked.....		321113-34	06/12	202.480	200.399	158.050	158.017	176.829
Wood chips, excluding field chips.....		321113-5	12/80	142.422	147.126	147.779	146.966	145.757
Wood ties, siding, shingles, and shakes, and contract sawing of logs owned by others.....		321113-7	12/03	163.605	163.793	164.028	163.720	164.070
Secondary products and miscellaneous receipts.....		321113-SM						
Wood preservation.....	321114		06/85	302.132	291.760	283.457	285.001	292.521
Primary products.....		321114-P	06/85	293.592	282.469	273.808	275.423	283.446
Wood poles, piles, and posts owned and treated by the same establishment.....		321114-1	06/85	362.569	358.071	385.501	394.085	409.356
Other wood products owned and treated by the same establishment.....		321114-5	06/85	278.919	264.621	244.779	244.732	251.608
Receipts for treating wood owned by others w/ arsenical chemicals, creosote, & other chemicals.....		321114-9	06/85	229.299	227.663	223.967	222.832	223.417
Secondary products and miscellaneous receipts.....		321114-SM						
Plywood and engineered wood product mfg.....	3212		12/03	259.435	242.349	225.721	209.103	206.779
Plywood and engineered wood product mfg.....	32121		12/03	259.435	242.349	225.721	209.103	206.779
Hardwood veneer and plywood manufacturing.....	321211		06/85	214.833	216.873	219.187	220.413	219.851
Primary products.....		321211-P	06/85	226.433	228.249	230.749	232.161	231.802
Hardwood veneer, including veneer backed with paper, cloth, or other flexible material.....		321211-1	12/03	134.641	135.669	135.645	136.616	137.574
Hardwood plywood.....		321211-4	12/12	158.523	159.636	162.981	164.238	163.207
Hardwood veneered panels, including two-ply veneers.....		321211-7	06/85	204.312	206.795	207.126	206.822	206.027
Secondary products and miscellaneous receipts.....		321211-SM						
Softwood veneer and plywood manufacturing.....	321212		12/80	371.666	350.553	338.221	307.301	299.268
Primary products.....		321212-P	12/80	409.428	383.961	368.350	329.578	316.170
Softwood veneer, incl. veneer backed w/ paper, cloth, or other flexible material.....		321212-1	12/80	300.894	296.796	291.196	271.958	255.733
Softwood plywood products: rough, sanded, and specialties.....		321212-4	12/11	280.436	259.608	247.556	218.856	211.147
Secondary products and miscellaneous receipts.....		321212-SM						
Secondary products.....		321212-S	12/80	254.234	249.609	250.175	249.956	264.712
Engineered wood member manufacturing.....	321213		12/03	282.492	287.836	289.788	290.004	286.861
Primary products.....		321213-P	12/03	279.571	285.274	287.358	287.587	284.873
Engineered wood members (excluding trusses).....		321213-0	12/06	235.852	240.664	242.421	242.615	240.325
Laminated veneer lumber.....		321213-01	12/03	263.532	277.828	271.891	272.179	273.557
Other engineered structural wood members, excluding trusses & laminated veneer lumber.....		321213-02	12/03	301.035	298.618	308.442	308.622	301.921
Secondary products and miscellaneous receipts.....		321213-SM						
Truss manufacturing.....	321214		12/03	362.569	358.702	344.675	338.162	327.696
Primary products.....		321214-P	12/03	388.762	384.474	368.307	360.739	348.888
Wood trusses.....		321214-0	12/03	388.762	384.474	368.307	360.739	348.888
Secondary products and miscellaneous receipts.....		321214-SM						
Reconstituted wood product manufacturing.....	321219		06/91	470.169	410.062	353.718	305.686	309.271
Primary products.....		321219-P	06/91	472.966	411.989	354.987	306.466	310.092
Hardboard products.....		321219-B	12/11	168.228	179.531	179.531	179.531	179.531
Particleboard made from particleboard produced at the same location.....		321219-1	12/82	388.452	394.647	400.528	402.042	402.042
Medium density fiberboard (MDF) made from MDF produced at the same location.....		321219-3	06/84	317.276	323.479	-	-	-
Secondary products and miscellaneous receipts.....		321219-SM						
Other wood product manufacturing.....	3219		12/03	213.897	215.198	213.173	212.116	214.402
Millwork.....	32191		12/03	201.389	204.076	201.645	201.910	206.669
Wood window and door manufacturing.....	321911		12/03	189.214	192.955	193.499	194.746	207.392
Primary products.....		321911-P	12/03	185.637	189.654	190.128	191.393	204.565
Wood window units.....		321911-1	06/83	325.783	335.529	335.529	335.529	368.495
Double hung wood window units.....		321911-11	06/13	154.891	160.299	160.299	160.299	160.299
Casement wood window units.....		321911-12	06/13	155.056	160.900	160.900	160.900	186.664
All other wood window units, including horizontal sliding, awning and single hung.....		321911-13	06/13	126.259	126.259	126.259	126.259	151.009

See footnotes at end of table.

Table 11. Producer price indexes for net output of selected industries and their products, not seasonally adjusted — Continued
 [August 2022]

Title ¹	Industry code	Product code	Index base	Unadjusted index ²				
				Apr. 2022	May 2022 ^P	June 2022 ^P	July 2022 ^P	Aug. 2022 ^P
Wood window and door manufacturing - Continued								
Wood sash, excluding sash shipped in window units.....		321911-3	06/83	325.709	331.244	331.244	331.244	371.133
Wood window & door frames, incl. door frames in door units, excl. window frames in window units.....		321911-5	06/83	275.188	280.707	279.392	279.392	289.368
Wood panel, flush, & molded face doors, interior & exterior, incl. doors with glazed sections.....		321911-7	06/83	318.027	319.737	323.606	330.582	331.862
Other wood doors, incl. garage, patio, bifold, cabinet, screen, storm and louver. ...		321911-9	06/83	282.968	291.124	291.311	292.595	326.802
Secondary products and miscellaneous receipts.....		321911-SM						
Secondary products.....		321911-S	12/03	190.797	192.106	191.160	189.105	201.131
Cut stock, resawing lumber, and planing.....	321912		12/03	221.609	222.371	213.519	212.531	211.063
Primary products.....		321912-P	12/03	219.812	220.739	209.710	208.484	206.019
Softwood lumber, made from purchased lumber.....		321912-3	12/03	289.869	293.071	265.552	265.059	259.719
Hardwood cut stock and dimension.....		321912-6	06/84	321.677	319.349	316.560	313.808	313.808
Softwood cut stock and dimension.....		321912-8	12/80	338.395	295.974	265.452	259.872	261.673
Sawn wood fence stock, wood lath, and contract resawing and planing.....		321912-9	12/03	213.544	213.544	213.544	213.544	213.544
Secondary products and miscellaneous receipts.....		321912-SM						
Other millwork, including flooring.....	321918		12/03	192.756	196.074	196.945	197.149	196.339
Primary products.....		321918-P	12/03	189.480	192.850	193.804	194.124	193.124
Wood moldings.....		321918-2	06/83	373.054	379.645	380.272	380.272	380.340
Other wood millwork products, including stairwork, exterior millwork, and softwood flooring.....		321918-5	12/03	180.509	180.502	183.572	183.642	181.905
Hardwood flooring.....		321918-7	06/84	258.091	265.006	265.454	266.404	264.476
Hardwood flooring, other than oak and maple.....		321918-72	12/03	167.487	171.129	176.766	176.766	176.766
Oak and maple hardwood flooring.....		321918-73	06/84	234.833	241.346	240.357	241.383	239.302
Secondary products and miscellaneous receipts.....		321918-SM						
Secondary products.....		321918-S	12/03	269.526	261.441	257.073	261.056	263.254
Wood container and pallet manufacturing.....	32192		12/03	232.314	231.635	227.535	225.885	224.769
Wood container and pallet manufacturing.....	321920		12/03	232.305	231.625	227.524	225.873	224.757
Primary products.....		321920-P	12/03	227.540	226.537	221.950	219.638	218.402
Nailed and lock-corner wood boxes.....		321920-1	06/85	212.866	212.866	212.185	212.185	218.792
Wood box and crate shook.....		321920-3	06/85	286.763	280.698	275.110	275.110	274.395
Wood pallets and pallet containers, wood and metal combination.....		321920-5	12/03	245.566	244.691	239.118	236.090	234.238
Other wood container parts and wood containers.....		321920-7	12/03	146.496	146.496	146.496	146.496	146.496
Secondary products and miscellaneous receipts.....		321920-SM						
Miscellaneous receipts.....		321920-M	12/03	336.115	340.527	344.529	356.626	356.860
Secondary products.....		321920-S	12/03	194.780	195.831	193.261	187.555	188.293
All other wood product manufacturing.....	32199		12/03	214.084	213.756	214.141	210.779	210.084
Manufactured home, mobile home, manufacturing.....	321991		06/81	508.329	511.350	513.185	509.500	502.046
Primary products.....		321991-P	06/81	508.793	511.851	513.691	509.804	502.256
Manufactured homes (mobile homes), all width sizes (incl. multisection).....		321991-1	06/81	509.834	512.899	514.742	510.848	503.285
Secondary products and miscellaneous receipts.....		321991-SM						
Prefabricated wood building manufacturing.....	321992		12/84	427.481	420.810	421.380	420.344	425.048
Primary products.....		321992-P	12/84	412.815	411.576	414.464	415.329	416.246
Prefabricated stationary wood buildings, components (not sold as complete units).....		321992-1	12/89	190.363	190.363	190.363	190.363	189.337
Prefabricated stationary wood buildings, shipped in panel form (complete units) ...		321992-5	12/84	775.407	766.623	762.126	750.020	758.969
Prefabricated stationary wood buildings, precut packages (complete units).....		321992-6	12/84	508.032	505.953	525.922	519.636	523.349
Prefabricated stationary wood buildings, shipped in three-dimensional assemblies.....		321992-7	12/84	400.442	400.754	402.410	412.859	412.859
Prefabricated stationary wood buildings, three-dimensional assemblies, residential.....		321992-71	12/84	388.535	388.894	390.145	400.309	400.309
Prefabricated stationary wood buildings, three-dimensional assemblies, nonresidential.....		321992-72	12/84	492.007	492.012	496.450	509.121	509.121
Secondary products and miscellaneous receipts.....		321992-SM						
Miscellaneous receipts.....		321992-M	06/98	308.320	279.154	268.398	259.217	279.945
Miscellaneous wood product manufacturing.....	321999		12/03	151.620	151.529	151.548	146.488	146.479
Primary products.....		321999-P	06/84	226.779	226.600	226.646	218.706	218.706
All other miscellaneous wood products.....		321999-0	06/02	148.179	148.062	148.092	142.904	142.904
Secondary products and miscellaneous receipts.....		321999-SM						
Paper manufacturing.....	322		12/03	174.591	178.043	180.792	182.187	184.622
Pulp, paper & paperboard mills.....	3221		12/03	170.272	173.506	178.406	178.911	180.360
Pulp mills.....	32211		12/82	230.028	237.019	263.237	257.359	268.785
Pulp mills.....	322110		12/82	230.027	237.018	263.235	257.358	268.784
Primary products.....		322110-P	12/82	254.603	262.341	291.359	284.853	297.500
Special alpha and dissolving wood pulp, incl. sulfite and sulfate and other wood pulp.....		322110-6	12/11	112.718	117.205	131.842	129.351	135.207

See footnotes at end of table.

Table 11. Producer price indexes for net output of selected industries and their products, not seasonally adjusted — Continued
 [August 2022]

Title ¹	Industry code	Product code	Index base	Unadjusted index ²				
				Apr. 2022	May 2022 ^P	June 2022 ^P	July 2022 ^P	Aug. 2022 ^P
Pulp mills - Continued								
All other miscellaneous pulp, other than wood, and pulp mill by-products, incl. turpentine.....		322110-9	06/88	410.026	409.522	434.366	419.138	436.359
Paper mills.....	32212		06/81	221.161	227.072	231.076	232.330	234.313
Paper, except newsprint, mills.....	322121		12/03	151.556	155.635	158.148	158.946	160.286
Primary products.....		322121-P	12/03	151.402	155.752	158.696	160.094	161.058
Sanitary tissue paper products, made in paper mills.....		322121-Q	06/83	217.697	224.857	229.302	230.724	230.345
Paper table napkins, industrial & retail pkgs, bulk and dispenser types, made in paper mills.....		322121-Q2	06/83	266.308	275.293	284.523	285.398	285.398
Paper towels, industrial packages (rolled, folded, and interfolded), made in paper mills.....		322121-Q6	12/06	114.049	121.342	122.879	124.014	123.989
Other sanitary tissue paper products, made in paper mills.....		322121-Q9	12/02	114.814	121.730	123.883	123.550	123.197
Bleached bristol, clay-coated, uncoated, and industrial converted paper.....		322121-6	12/11	119.272	122.395	124.343	125.147	126.823
Secondary products and miscellaneous receipts.....		322121-SM						
Newsprint mills.....	322122		12/03	125.858	128.828	134.297	135.865	137.249
Primary products.....		322122-P	12/03	126.855	129.848	135.361	136.941	138.336
Newsprint.....		322122-1	06/81	158.527	162.086	170.060	171.330	172.957
Secondary products and miscellaneous receipts.....		322122-SM1						
Paperboard mills.....	32213		12/82	376.899	379.757	392.227	393.117	394.446
Paperboard mills.....	322130		12/82	377.320	380.182	392.659	393.555	394.881
Primary products.....		322130-P	12/82	360.767	363.794	373.179	375.921	375.549
Bleached packaging and industrial converting paperboard.....		322130-B	05/21	123.010	123.476	127.106	127.095	127.095
Unbleached kraft packaging and industrial converting paperboard.....		322130-1	12/82	352.621	355.365	365.567	367.874	367.874
Recycled paperboard.....		322130-7	12/82	421.593	427.542	437.491	444.244	442.692
Secondary products and miscellaneous receipts.....		322130-SM						
Secondary products.....		322130-S	12/82	457.018	451.940	537.249	489.182	539.062
Converted paper product mfg.....	3222		12/03	179.975	183.427	185.095	187.063	189.890
Paper container mfg.....	32221		12/84	314.054	322.086	324.548	326.640	332.156
Corrugated and solid fiber box manufacturing.....	322211		03/80	435.009	445.004	448.873	451.523	454.401
Primary products.....		322211-P	03/80	433.345	443.807	447.987	450.606	454.511
Corrugated and solid fiber boxes, including pallets.....		322211-0	03/80	433.345	443.807	447.987	450.606	454.511
Corrugated shipping containers for food and beverages and carryout boxes for retail food.....		322211-01	03/80	360.045	366.143	367.459	378.670	380.102
Corrugated shipping containers for paper and allied products.....		322211-02	03/80	458.365	471.496	471.496	468.356	468.356
Corrugated shipping containers for metal and electrical machinery.....		322211-03	06/02	252.854	256.590	257.678	249.769	271.660
Corrugated shipping containers for all other end uses.....		322211-04	03/80	446.364	451.597	452.251	452.234	452.234
Corrugated paperboard in sheets and rolls, lined and unlined.....		322211-05	03/80	373.773	381.904	399.032	408.384	408.384
Other corrugated and solid fiber products, including containers, pallets, pads, etc.....		322211-09	06/02	250.714	262.750	263.127	263.097	262.588
Secondary products and miscellaneous receipts.....		322211-SM						
Miscellaneous receipts.....		322211-M	06/02	315.260	317.254	319.223	321.965	313.934
Secondary products.....		322211-S	12/90	210.630	215.345	213.048	213.368	213.419
Folding paperboard box manufacturing.....	322212		12/83	207.041	212.632	214.160	216.121	227.764
Primary products.....		322212-P	12/83	201.654	207.411	208.932	210.941	222.390
Folding paperboard boxes, packaging, and packaging components.....		322212-0	12/83	201.654	207.411	208.932	210.941	222.390
Secondary products and miscellaneous receipts.....		322212-SM						
Other paperboard container manufacturing.....	322219		12/11	132.306	137.251	137.638	138.325	140.200
Primary products.....		322219-P	12/11	135.646	141.384	141.784	142.374	144.547
Setup (rigid) paperboard boxes.....		322219-1	12/83	386.870	406.331	411.486	419.833	419.833
Milk and milk-type paperboard cartons, including juice, beverage, and other products.....		322219-4	02/04	142.831	142.642	142.642	142.642	-
Paperboard fiber drums with ends of any material.....		322219-7	12/85	533.780	510.453	510.479	512.975	523.344
Fiber cans, tubes, and similar fiber products.....		322219-8	12/85	401.537	405.345	406.440	407.408	413.991
Fiber cans, all fiber and composite.....		322219-81	12/85	353.600	354.944	357.718	360.124	360.276
Fiber cores and tubes.....		322219-82	12/85	437.873	443.408	443.408	443.408	454.420
Paperboard cones, reels, spools, bobbins, blocks, and all vulcanized fiber products.....		322219-83	12/02	152.560	152.560	152.560	153.644	153.644
Secondary products and miscellaneous receipts.....		322219-SM						
Miscellaneous receipts.....		322219-M	12/11	105.125	105.125	105.125	105.125	105.125
Paper bag and coated and treated paper mfg.....	32222		12/03	166.673	167.120	168.631	170.388	172.729
Paper bag and coated and treated paper manufacturing.....	322220		12/11	126.690	127.030	128.179	129.515	131.296
Primary products.....		322220-P	12/11	124.836	125.216	126.483	127.925	129.911
Specialty bags, pouches, and liners, multiweb laminations and foil, except film-film.....		322220-C	12/83	296.914	295.796	297.524	300.823	292.911
Uncoated single-web paper grocers' bags and sacks and variety and shopping bags.....		322220-D	12/83	415.340	415.340	416.946	423.850	423.850
Laminated aluminum foil rolls and sheets for flexible packaging uses.....		322220-F	12/03	140.252	140.856	144.797	144.841	144.841

See footnotes at end of table.

Table 11. Producer price indexes for net output of selected industries and their products, not seasonally adjusted — Continued
 [August 2022]

Title ¹	Industry code	Product code	Index base	Unadjusted index ²				
				Apr. 2022	May 2022 ^P	June 2022 ^P	July 2022 ^P	Aug. 2022 ^P
Paper bag and coated and treated paper manufacturing - Continued								
Pasted, lined, laminated, or surface-coated paperboard.....		322220-G	12/84	323.932	329.029	339.119	339.119	344.961
Single-web paper, rolls and sheets, including waxed, for flexible packaging uses...		322220-H	12/87	245.370	246.001	248.165	258.705	269.125
Multiweb laminated rolls and sheets, except foil, for flexible packaging uses.....		322220-J	12/03	158.967	158.193	158.387	164.189	172.726
Printing paper, coated at establishments other than where paper was produced. ...		322220-K	12/82	257.477	257.477	257.477	257.477	262.875
Pressure-sensitive products.....		322220-N	12/82	235.235	234.905	237.985	240.957	243.600
Wallcoverings.....		322220-7	06/85	182.992	182.992	182.992	182.992	182.992
Converted foil for nonpackaging applications.....		322220-8	06/13	109.414	109.414	109.414	109.414	113.189
Other coated and processed papers, except for packaging uses.....		322220-9	12/11	113.122	114.971	115.836	115.554	119.269
Secondary products and miscellaneous receipts.....		322220-SM						
Miscellaneous receipts.....		322220-M	12/11	144.465	144.465	144.465	144.465	144.045
Stationery product mfg.....	32223		12/03	182.926	187.458	192.049	198.678	204.357
Stationery product manufacturing.....	322230		12/11	143.021	146.564	150.154	155.336	159.776
Primary products.....		322230-P	12/11	144.370	148.162	151.763	156.675	161.264
Die-cut paper and paperboard office supplies.....		322230-4	12/89	229.247	229.247	244.305	256.107	256.107
Envelopes, commercial, all types and materials.....		322230-5	12/84	240.517	246.880	250.495	254.081	259.399
Tablets, pads and related products.....		322230-9	06/85	229.841	241.800	243.096	248.434	248.434
Secondary products and miscellaneous receipts.....		322230-SM						
Miscellaneous receipts.....		322230-M	12/11	115.463	116.296	115.699	129.056	127.163
Other converted paper product mfg.....	32229		12/03	134.885	136.743	137.725	139.794	140.219
Sanitary paper product manufacturing.....	322291		12/03	121.731	122.745	123.010	125.016	125.264
Primary products.....		322291-P	06/83	178.181	179.659	179.869	182.191	182.525
Disposable diapers and similar disposable products, made from purchased sanitary paper stock.....		322291-2	12/03	99.449	99.449	99.389	100.983	100.983
Sanitary tissue paper products, made from purchased sanitary paper stock or wadding.....		322291-5	12/03	145.342	148.274	148.816	150.086	150.749
Secondary products and miscellaneous receipts.....		322291-SM						
Miscellaneous receipts.....		322291-M	12/03	219.699	219.769	219.769	248.290	248.068
All other converted paper product mfg.....	322299		12/03	168.300	172.401	175.299	177.501	178.392
Primary products.....		322299-P	12/03	164.455	168.512	171.352	173.425	174.195
Molded pulp goods, including egg cartons, florist pots, food trays, etc.....		322299-1	12/03	171.828	173.980	180.895	184.029	183.711
Miscellaneous converted paper and paperboard products.....		322299-3	12/03	162.292	166.665	168.770	170.645	171.602
Secondary products and miscellaneous receipts.....		322299-SM						
Printing and related support activities.....	323		12/03	143.503	147.082	149.788	150.016	151.372
Printing and related support activities.....	3231		12/03	143.675	147.258	149.967	150.195	151.552
Printing.....	32311		12/03	144.932	148.639	151.376	151.598	152.998
Commercial screen printing.....	323113		12/03	123.134	123.624	124.750	125.268	126.355
Primary products.....		323113-P	12/03	122.710	123.178	124.443	124.814	126.069
Screen printing on garments, apparel accessories, and other fabric articles, excluding labels.....		323113-4	06/90	161.411	162.284	163.009	163.540	163.664
Screen printing (excluding on textiles, apparel, apparel accessories, and labels) ...		323113-6	12/06	112.053	112.053	114.766	115.030	118.708
Secondary products and miscellaneous receipts.....		323113-SM						
Miscellaneous receipts.....		323113-M	12/03	132.407	132.407	132.407	134.571	134.571
Secondary products.....		323113-S	12/03	115.928	116.922	117.764	118.207	118.767
Books printing.....	323117		12/83	237.454	239.546	246.611	252.212	254.789
Primary products.....		323117-P	12/83	236.000	238.113	245.415	250.630	253.269
Other book and pamphlet printing and binding.....		323117-E	06/93	154.437	154.607	154.645	154.646	154.660
Textbook printing and binding.....		323117-1	06/93	148.865	150.772	151.247	154.162	155.552
Technical, scientific, & professional book printing & binding.....		323117-3	06/93	150.826	151.246	151.005	151.695	152.021
Religious book printing and binding.....		323117-5	06/93	170.841	173.093	179.086	184.631	188.458
General book (trade, etc.) printing & binding.....		323117-7	06/93	186.459	188.649	201.886	208.947	212.351
Secondary products and miscellaneous receipts.....		323117-SM						
Secondary products.....		323117-S	12/83	254.352	256.824	257.475	-	-
Commercial printing, except screen and books.....	32311K		12/11	128.769	132.488	134.954	134.917	136.159
Primary products.....		32311K-P	12/11	126.490	130.090	131.264	131.203	132.531
Commercial lithographic printing.....		32311K-0	06/82	201.647	205.116	207.453	207.715	211.498
Other commercial and general job printing (lithographic).....		32311K-0B	12/01	131.627	134.392	134.504	134.695	137.133
Magazine and periodical printing (lithographic).....		32311K-01	06/82	164.224	168.381	173.136	174.226	176.540
Label and wrapper printing (lithographic).....		32311K-03	06/82	166.290	166.356	166.356	166.356	166.429
Catalog and directory printing (lithographic).....		32311K-05	06/82	160.406	164.159	164.159	161.808	172.950
Advertising printing (lithographic).....		32311K-09	06/82	174.840	178.217	178.417	179.124	182.067
Commercial flexographic printing.....		32311K-2	12/03	174.075	191.292	193.918	193.069	193.069
Label and wrapper printing (flexographic).....		32311K-21	12/01	166.958	188.502	188.502	187.855	187.855
Quick printing.....		32311K-4	12/03	133.391	134.164	134.164	134.164	134.164
Digital printing.....		32311K-5	12/03	114.986	118.905	119.594	119.607	119.693
Manifold business forms printing.....		32311K-6	12/03	217.729	217.729	217.729	217.729	217.729

See footnotes at end of table.

Table 11. Producer price indexes for net output of selected industries and their products, not seasonally adjusted — Continued
[August 2022]

Title ¹	Industry code	Product code	Index base	Unadjusted index ²				
				Apr. 2022	May 2022 ^P	June 2022 ^P	July 2022 ^P	Aug. 2022 ^P
Commercial printing, except screen and books - Continued								
Other commercial printing.....		32311K-9	12/03	127.850	127.882	127.882	127.882	129.401
All other commercial and general job printing.....		32311K-9V	09/18	128.987	129.104	129.104	129.104	129.104
Secondary products and miscellaneous receipts.....		32311K-SM						
Miscellaneous receipts.....		32311K-M	12/11	136.362	136.752	143.200	143.207	143.213
Secondary products.....		32311K-S	12/11	167.732	178.355	205.920	206.400	207.168
Support activities for printing.....	32312		12/03	113.359	113.722	115.890	116.296	116.551
Support activities for printing.....	323120		12/11	115.027	115.395	117.595	118.007	118.265
Primary products.....		323120-P	12/11	113.073	113.451	115.794	116.228	116.495
Softcover, pamphlet, sample book, and other binding of books and materials printed elsewhere.....		323120-3	12/06	130.631	132.901	136.302	138.181	139.756
Miscellaneous binding and postpress work, incl collating, perforating, folding, gluing, etc.....		323120-5	12/06	132.006	132.006	132.408	133.121	133.121
Prepress services, excl platemaking (incl film, assembled flats, color sep., typesetting, etc.).....		323120-7	12/03	94.127	94.127	97.756	97.756	97.756
Printing plates and cylinders, prepared for printing (excl blank plates and blank cylinders).....		323120-9	12/03	104.335	104.335	105.179	105.179	105.179
Secondary products and miscellaneous receipts.....		323120-SM						
Petroleum and coal products manufacturing.....	324		12/84	462.798	512.996	563.530	498.473	433.283
Petroleum and coal products mfg.....	3241		12/84	462.798	512.996	563.530	498.473	433.283
Petroleum refineries.....	32411		06/85	471.664	525.635	579.392	508.057	437.097
Petroleum refineries.....	324110		06/85	471.771	525.761	579.546	508.175	437.177
Primary products.....		324110-P	06/85	494.466	551.772	609.722	532.823	456.328
Kerosene, except jet fuel.....		324110-B	06/85	460.767	540.930	570.179	488.781	453.220
Light fuel oils.....		324110-C	06/85	627.627	697.101	786.830	675.977	585.758
Home heating oil and other distillates, NEC.....		324110-C1	06/85	479.382	511.175	541.131	460.510	403.364
Diesel fuel.....		324110-C2	06/85	661.247	735.955	833.235	716.156	620.267
Heavy fuel oils, including No. 5, No. 6, heavy diesel, gas enrichment oils, etc.....		324110-E	06/85	394.300	396.966	421.896	404.336	336.881
Unfinished oils and lubricating oil base stock.....		324110-J	06/85	582.335	635.612	706.999	727.632	724.065
Liquefied refinery gases, including other aliphatics (feed stock and other uses).....		324110-R	06/85	1,110.873	1,217.847	1,125.226	1,183.986	1,011.854
Other finished petroleum products, including waxes.....		324110-T	06/85	891.186	941.897	867.604	707.464	502.298
Gasoline, including finished base stocks and blending agents.....		324110-1	06/85	362.716	412.354	469.443	397.407	332.844
Motor gasoline, including finished base stocks and blending agents.....		324110-12	06/85	364.970	415.818	473.717	399.905	334.736
Regular gasoline.....		324110-121	06/85	355.563	403.506	459.606	384.962	323.401
Mid-premium gasoline.....		324110-122	12/87	493.284	593.684	698.278	600.855	480.889
Premium gasoline.....		324110-123	06/85	374.266	434.919	493.646	438.428	360.575
Jet fuel.....		324110-6	06/85	491.028	540.124	535.713	502.201	437.894
Asphalt.....		324110-9	06/85	335.210	386.782	411.712	424.880	402.963
Secondary products and miscellaneous receipts.....		324110-SM1						
Asphalt paving and roofing materials mfg.....	32412		12/84	323.273	330.402	337.801	342.650	345.230
Asphalt paving mixture & block manufacturing.....	324121		06/81	362.891	374.678	385.364	396.415	400.209
Primary products.....		324121-P	06/81	362.025	374.671	385.766	396.936	400.984
Asphalt paving mixtures & blocks.....		324121-0	06/81	362.025	374.671	385.766	396.936	400.984
Emulsified asphalt, including liquid additives.....		324121-0111	12/04	242.538	266.287	276.773	283.417	283.143
Other liquid asphalt and tar paving materials, including cut-backs.....		324121-0121	12/04	343.673	361.252	383.818	408.853	428.853
Asphalt and tar paving mixt. (excl liquid), incl bitum. or asph. concrete, asph. paving cement.....		324121-0131	12/04	233.656	234.878	240.055	246.863	249.391
Secondary products and miscellaneous receipts.....		324121-SM						
Miscellaneous receipts.....		324121-M	12/04	188.152	188.517	192.240	197.850	197.850
Secondary products.....		324121-S	06/81	350.601	346.951	346.951	352.697	352.697
Asphalt shingle and coating materials manufacturing.....	324122		06/84	324.122	327.813	333.059	332.812	334.579
Primary products.....		324122-P	06/84	326.965	331.125	336.219	335.554	337.432
Roofing asphalts and pitches, coatings, and cements.....		324122-1	06/84	294.732	280.120	284.379	287.224	296.466
Prepared asphalt and tar roofing and siding products, incl. saturated felts for nonbuilding use.....		324122-2	06/84	327.257	334.429	339.582	338.353	338.995
Asphalt smooth-surfaced roll roofing and cap sheets, organic and fiberglass base.....		324122-21	12/12	122.804	127.066	134.850	134.850	135.119
Asphalt mineral-surfaced roll roofing and cap sheets, organic and fiberglass base.....		324122-22	06/06	252.301	250.785	269.861	270.611	270.861
Other prepared asphalt and tar products for roofing and siding.....		324122-27	06/06	169.143	169.630	171.054	172.774	173.305
Secondary products and miscellaneous receipts.....		324122-SM						
Other petroleum and coal products mfg.....	32419		12/84	507.215	513.386	537.698	553.555	556.068
Petroleum lubricating oil and grease mfg.....	324191		12/80	566.067	565.308	595.441	612.896	615.630
Primary products.....		324191-P	12/80	597.365	596.503	628.066	646.940	649.994
Petroleum lubricating oils and greases, refined petroleum.....		324191-0	12/80	597.365	596.503	628.066	646.940	649.994
Lubricating oils (incl. hydraulic fluids, etc.), refined petroleum.....		324191-011	12/80	618.502	617.507	653.918	673.768	677.291
Secondary products and miscellaneous receipts.....		324191-SM						

See footnotes at end of table.

Table 11. Producer price indexes for net output of selected industries and their products, not seasonally adjusted — Continued
[August 2022]

Title ¹	Industry code	Product code	Index base	Unadjusted index ²				
				Apr. 2022	May 2022 ^P	June 2022 ^P	July 2022 ^P	Aug. 2022 ^P
Petroleum lubricating oil and grease mfg. - Continued								
Miscellaneous receipts.....		324191-M	12/80	—	—	394.274	394.274	395.476
All other petroleum and coal products mfg.....	324199		12/03	345.065	366.752	376.421	387.769	389.626
Primary products.....		324199-P	12/03	355.469	378.848	388.627	399.979	403.150
Coke oven and blast furnace products, made in coke oven establishments.....		324199-3	12/09	187.509	195.655	195.830	199.138	198.711
All other petroleum and coal products (excl. coke oven products), made in coke oven estab.....		324199-9	12/02	369.793	402.645	422.972	440.245	447.819
Secondary products and miscellaneous receipts.....		324199-SM						
Chemical mfg.....	325		12/84	359.478	363.698	368.275	368.458	366.041
Basic chemical mfg.....	3251		12/84	459.384	473.049	482.879	485.341	475.158
Petrochemical mfg.....	32511		12/03	206.671	214.684	219.420	215.825	187.125
Petrochemical manufacturing.....	325110		12/03	208.112	216.140	221.019	216.855	187.907
Primary products.....		325110-P	12/03	226.293	234.647	240.973	231.434	199.514
Secondary products and miscellaneous receipts.....		325110-SM						
Industrial gas mfg.....	32512		12/03	230.533	233.998	235.598	236.223	235.948
Industrial gas manufacturing.....	325120		12/03	231.238	234.718	236.326	236.953	236.676
Primary products.....		325120-P	06/81	384.869	390.776	393.517	394.581	394.097
Oxygen.....		325120-A	06/81	460.473	460.832	461.223	462.999	449.976
Argon and hydrogen.....		325120-C	06/09	85.949	85.723	86.234	86.199	85.891
Other industrial gases (including fluorocarbon and acetylene).....		325120-T	06/09	276.835	282.445	282.445	282.445	282.445
Carbon dioxide.....		325120-4	06/81	514.685	529.597	602.531	636.244	640.931
Nitrogen.....		325120-7	06/81	279.128	279.685	279.844	278.813	279.665
Secondary products and miscellaneous receipts.....		325120-SM						
Synthetic dye and pigment mfg.....	32513		12/03	168.899	174.887	178.100	178.997	184.502
Synthetic dye and pigment manufacturing.....	325130		12/11	111.593	115.548	117.672	118.265	121.901
Primary products.....		325130-P	12/11	109.785	113.959	115.986	116.422	120.235
All other inorganic pigments, including TiO ₂ , chrome colors, and other white opaque pigments.....		325130-N	09/21	113.896	119.912	121.628	122.159	127.520
Synthetic organic dyes, pigments, lakes, and toners.....		325130-R	09/21	111.052	111.108	114.116	114.364	114.750
Synthetic organic dyes.....		325130-R8	12/82	133.482	135.293	138.071	140.309	140.378
Synthetic organic pigments, lakes, and toners.....		325130-R9	12/82	197.107	196.024	201.930	201.052	202.006
Secondary products and miscellaneous receipts.....		325130-SM						
Secondary products.....		325130-S	12/11	128.253	128.253	132.176	136.705	137.305
Other basic inorganic chemical manufacturing.....	32518		12/03	378.134	388.218	393.204	406.762	406.969
Other basic inorganic chemical manufacturing.....	325180		12/10	164.697	169.097	171.269	177.180	177.272
Primary products.....		325180-P	12/10	134.198	138.158	139.977	145.074	145.223
Potassium and sodium compounds, excluding bleaches, alkalis, and alum.....		325180-A	12/82	516.890	530.374	536.421	552.616	568.881
All other inorganic chemicals.....		325180-H	12/03	369.990	367.001	366.259	364.920	368.757
Inorganic acids, excluding nitric, sulfuric and phosphoric.....		325180-3	12/82	154.172	158.981	158.348	159.387	162.704
Sodium hydroxide (caustic soda).....		325180-4	12/80	589.714	643.309	657.848	702.235	706.050
Carbon black, all processes.....		325180-6	12/83	666.451	665.605	685.644	699.025	690.482
Other alkalis.....		325180-7	12/11	144.093	147.670	151.074	163.498	168.986
Sulfuric acid.....		325180-9	12/82	219.672	262.249	274.361	274.145	246.208
Secondary products and miscellaneous receipts.....		325180-SM						
Miscellaneous receipts.....		325180-M	12/10	315.160	323.222	330.706	330.759	330.759
Secondary products.....		325180-S	12/10	226.850	228.533	224.811	249.673	249.112
Other basic organic chemical mfg.....	32519		12/03	237.172	244.080	249.953	250.127	250.130
Ethyl alcohol manufacturing.....	325193		12/03	257.462	271.620	284.263	270.367	262.223
Primary products.....		325193-P	12/82	278.433	307.437	318.815	301.563	288.707
Ethyl alcohol.....		325193-0	12/82	278.433	307.437	318.815	301.563	288.707
Secondary products and miscellaneous receipts.....		325193-SM						
Secondary products.....		325193-S	12/03	272.592	258.885	242.704	229.925	228.857
Cyclic crude, intermediate, and gum and wood chemical mfg.....	325194		06/11	133.851	133.930	132.637	132.746	133.985
Primary products.....		325194-P	06/11	144.602	145.652	146.065	149.173	149.903
Gum and wood chemicals, including wood distillation products.....		325194-1	06/84	496.980	511.639	513.578	519.439	541.232
Cyclic crude and intermediate chemicals.....		325194-2	12/03	256.308	256.530	257.183	263.408	261.839
Secondary products and miscellaneous receipts.....		325194-SM						
All other basic organic chemical manufacturing.....	325199		12/03	237.681	242.737	246.916	252.777	255.801
Primary products.....		325199-P	12/82	412.978	423.077	429.908	442.302	445.862
Natural organic chemicals.....		325199-E	12/08	149.917	149.855	153.642	157.901	161.143
Synthetic organic chemicals for use as flavor and perfume materials.....		325199-H	12/03	133.380	133.863	134.318	134.318	136.835
Synthetic organic plasticizers.....		325199-N	12/03	232.943	257.346	257.237	273.334	260.283
Other synthetic organic chemicals.....		325199-R	12/03	209.100	213.371	209.707	216.897	215.378
Miscellaneous end use chemicals and chemical products, excluding urea.....		325199-T	12/82	393.316	392.843	402.998	406.797	421.758

See footnotes at end of table.

Table 11. Producer price indexes for net output of selected industries and their products, not seasonally adjusted — Continued
 [August 2022]

Title ¹	Industry code	Product code	Index base	Unadjusted index ²				
				Apr. 2022	May 2022 ^P	June 2022 ^P	July 2022 ^P	Aug. 2022 ^P
All other basic organic chemical manufacturing - Continued								
Miscellaneous cyclic and acyclic chemicals and chemical products, excluding fatty acid esters.....		325199-V	12/82	407.370	434.047	443.660	467.701	467.701
Fatty acids.....		325199-1	06/85	386.151	392.350	411.628	428.870	411.372
Industrial organic flavor oil mixtures and blends.....		325199-7	12/08	449.246	452.773	452.773	469.847	472.932
Secondary products and miscellaneous receipts.....		325199-SM						
Miscellaneous receipts.....		325199-M	12/82	1,410.761	1,410.761	1,509.596	1,509.596	1,507.713
Secondary products.....		325199-S	12/82	299.827	302.416	305.898	306.174	317.638
Resin, synthetic rubber, and artificial/synthetic fiber/filaments mfg.....	3252		12/84	276.664	280.956	283.623	280.854	273.615
Resin and synthetic rubber mfg.....	32521		12/03	225.154	228.948	231.260	228.623	222.308
Plastics material and resins mfg.....	325211		12/80	370.660	377.211	380.764	374.972	363.712
Primary products.....		325211-P	12/80	343.600	350.551	353.741	347.572	335.151
Thermoplastic resins and plastics materials.....		325211-1	12/80	343.327	349.319	352.112	344.340	330.434
Thermosetting resins and plastics materials.....		325211-4	12/80	334.955	348.865	354.928	360.956	360.049
Secondary products and miscellaneous receipts.....		325211-SM						
Synthetic rubber manufacturing.....	325212		06/81	273.807	275.639	280.824	291.191	291.486
Primary products.....		325212-P	06/81	272.806	274.221	279.730	290.743	291.057
Synthetic rubber (vulcanizable elastomers).....		325212-0	06/81	272.806	274.221	279.730	290.743	291.057
Secondary products and miscellaneous receipts.....		325212-SM						
Artificial fibers and filaments manufacturing.....	32522		12/03	155.680	155.801	156.186	157.516	156.637
Artificial fibers and filaments manufacturing.....	325220		06/81	158.385	158.498	158.891	160.260	159.384
Primary products.....		325220-P	06/81	159.702	159.500	159.938	161.794	161.473
Polyester manufactured fibers.....		325220-7	12/89	152.166	153.094	154.087	160.255	159.053
Other noncellulosic organic fibers, incl. polyamide, polyolefin, and producer-textured.....		325220-9	06/11	124.165	123.727	123.924	124.267	124.241
Secondary products and miscellaneous receipts.....		325220-SM						
Pesticide, fertilizer, and other agricultural chemical mfg.....	3253		12/84	382.080	379.307	373.240	358.759	351.071
Fertilizer mfg.....	32531		12/03	352.285	351.667	336.474	312.986	300.584
Nitrogenous fertilizer manufacturing.....	325311		12/79	774.068	767.485	726.341	646.449	595.727
Primary products.....		325311-P	12/79	759.931	753.360	710.508	630.285	579.351
Synthetic ammonia, nitric acid, ammonium compounds, and urea.....		325311-A	12/14	216.761	214.819	202.152	178.437	163.381
Fertilizer materials of organic origin.....		325311-7	06/03	142.055	142.055	142.055	142.055	142.055
Secondary products and miscellaneous receipts.....		325311-SM						
Secondary products.....		325311-S	12/79	628.548	626.926	689.172	689.067	689.067
Phosphatic fertilizer manufacturing.....	325312		12/79	596.742	598.481	570.748	545.905	537.408
Primary products.....		325312-P	12/79	495.560	496.620	472.143	450.769	444.434
Phosphoric acid, superphosphates, and other phosphatic fertilizer materials.....		325312-A	12/09	256.027	256.110	237.832	224.651	224.651
Mixed fertilizers, made in plants which manufacture fertilizer materials.....		325312-7	12/79	422.479	426.595	444.651	441.206	413.186
Secondary products and miscellaneous receipts.....		325312-SM						
Fertilizer, mixing only, manufacturing.....	325314		12/79	296.901	297.819	294.703	282.963	279.366
Primary products.....		325314-P	12/79	296.787	297.488	294.479	282.254	279.236
Mixed fertilizers, mixing only.....		325314-0	06/86	263.617	264.240	261.567	250.708	248.027
Mixed fertilizers, dry, mixing only.....		325314-01	06/03	196.730	197.824	196.981	187.875	187.875
Mixed fertilizers, liquid, mixing only.....		325314-02	06/86	310.347	307.176	296.889	290.324	274.761
Secondary products and miscellaneous receipts.....		325314-SM						
Miscellaneous receipts.....		325314-M	12/79	—	—	248.506	243.059	233.260
Pesticide and other agricultural chemical mfg.....	32532		12/03	183.897	180.998	185.842	187.068	187.664
Pesticide and other agricultural chemical manufacturing.....	325320		06/82	253.205	249.214	255.883	257.573	258.393
Primary products.....		325320-P	06/82	269.086	264.579	271.903	273.799	274.720
Agricultural and commercial pesticides and chemicals.....		325320-1	06/03	188.014	184.418	189.474	190.987	191.810
Lawn and garden pesticides and chemicals.....		325320-4	06/03	174.871	174.871	174.871	174.871	173.426
Household and institutional pesticides and chemicals.....		325320-7	06/03	164.971	164.971	173.143	173.143	173.143
Secondary products and miscellaneous receipts.....		325320-SM						
Pharmaceutical and medicine mfg.....	3254		12/84	540.140	540.757	548.137	549.816	551.098
Pharmaceutical and medicine mfg.....	32541		12/03	225.526	225.784	228.865	229.566	230.101
Medicinal and botanical manufacturing.....	325411		06/82	183.095	180.997	181.944	182.201	182.431
Primary products.....		325411-P	06/82	186.360	184.225	185.188	185.450	185.684
Synthetic organic medicinal chemicals, medicinal & botanical drugs, & other products.....		325411-0	12/11	103.955	102.764	103.301	103.448	103.578
Pharmaceutical preparation manufacturing.....	325412		06/81	850.476	851.482	865.209	868.351	870.717
Primary products.....		325412-P	06/81	949.148	949.520	951.266	956.012	956.391
Pharmaceuticals acting on the respiratory system, for human use.....		325412-A	06/01	224.438	224.438	224.438	224.438	224.438
Antihistamines and bronchodilators, including antiasthmatics.....		325412-A111	06/81	1,121.537	1,121.537	1,121.537	1,121.537	1,121.537

See footnotes at end of table.

Table 11. Producer price indexes for net output of selected industries and their products, not seasonally adjusted — Continued
 [August 2022]

Title ¹	Industry code	Product code	Index base	Unadjusted index ²				
				Apr. 2022	May 2022 ^P	June 2022 ^P	July 2022 ^P	Aug. 2022 ^P
Pharmaceutical preparation manufacturing - Continued								
Other respiratory preparations.....		325412-A112	06/01	231.693	231.693	231.693	231.693	231.693
Other respiratory preparations, over-the-counter.....		325412-A112OC	05/17	105.136	105.136	105.136	105.136	105.136
Other respiratory preparations, prescription.....		325412-A112RX	05/17	114.948	114.948	114.948	114.948	114.948
Pharmaceuticals acting on the digestive or the genito-urinary systems, for human use.....		325412-D	06/01	194.881	195.307	195.728	195.728	195.728
Other digestive or genito-urinary preparations.....		325412-D112	06/01	201.299	201.738	202.187	202.187	202.187
Other digestive or genito-urinary preparations, prescription.....		325412-D112RX	05/17	101.311	101.575	101.845	101.845	101.845
Pharmaceuticals acting on the skin, for human use.....		325412-G	06/01	177.301	177.301	177.301	177.301	177.301
Other pharmaceutical preparations acting on the skin.....		325412-G311	12/09	108.022	108.022	108.022	108.022	108.022
Anti-acne preparations.....		325412-G411	12/09	106.076	106.076	106.076	106.076	106.076
Vitamin, nutrient, and hematinic preparations, for human use.....		325412-L	06/01	143.255	143.170	143.156	148.497	149.038
Multivitamins.....		325412-L111	06/81	190.037	190.037	190.138	206.564	206.564
Other vitamins and nutrients.....		325412-L112	06/01	154.225	154.067	153.981	154.165	155.174
Pharmaceuticals affecting parasitic and infective diseases, for human use.....		325412-Q	06/01	276.720	276.720	276.720	276.720	276.720
Broad and medium spectrum antibiotics.....		325412-Q111	06/81	600.203	600.203	600.203	600.203	600.203
Systemic antivirals.....		325412-Q112	06/01	284.896	284.896	284.896	284.896	284.896
Other parasitic and infective diseases.....		325412-Q113	06/01	304.966	304.966	304.966	304.966	304.966
Pharmaceuticals affecting neoplasms, the endocrine system, & metabolic diseases, for human use.....		325412-1	06/01	322.267	322.267	322.234	322.683	323.144
Cancer therapy products.....		325412-1111	06/81	925.514	925.514	925.514	937.851	937.851
Insulin/antidiabetes products.....		325412-1112	06/81	1,600.118	1,600.118	1,600.118	1,605.267	1,605.267
Other neoplasms, endocrine system, and metabolic diseases.....		325412-1113	06/81	1,096.202	1,096.202	1,096.010	1,096.010	1,096.010
Hormones and oral contraceptives.....		325412-1114	12/09	224.101	224.101	224.101	224.387	226.997
Pharmaceuticals acting on the central nervous system and the sense organs, for human use.....		325412-4	06/01	323.845	323.845	323.760	326.466	326.517
Analgesics.....		325412-4111	06/01	337.139	337.139	337.248	337.248	337.385
Psychotherapeutics.....		325412-4112	06/81	6,764.660	6,764.660	6,746.330	6,746.330	6,746.330
Antidepressants.....		325412-41121	12/87	1,192.003	1,192.003	1,192.003	1,192.003	1,192.003
Other psychotherapeutics, including tranquilizers.....		325412-41123	06/01	357.101	357.101	355.067	355.067	355.067
Other central nervous system and sense organs.....		325412-4113	06/01	253.189	253.189	253.189	257.997	257.997
Anticonvulsants.....		325412-4114	12/09	245.476	245.476	245.476	245.476	245.476
Analgesics, over-the-counter.....		325412-4111OC	05/17	104.725	104.725	104.725	104.725	105.206
Analgesics, prescription.....		325412-4111RX	05/17	127.903	127.903	127.948	127.948	127.948
Pharmaceuticals acting on the cardiovascular system, for human use.....		325412-7	06/81	1,636.918	1,636.918	1,636.918	1,636.918	1,636.918
Other cardiovascular preparations.....		325412-7113	06/01	538.921	538.921	538.921	538.921	538.921
Secondary products and miscellaneous receipts.....		325412-SM						
Miscellaneous receipts.....		325412-M	06/81	478.215	482.152	550.599	547.058	558.510
Secondary products.....		325412-S	06/81	302.629	302.629	302.637	302.697	302.706
In-vitro diagnostic substance manufacturing.....	325413		03/80	280.734	282.110	282.110	282.110	282.110
Primary products.....		325413-P	06/87	197.516	198.654	198.654	198.654	198.654
In-vitro diagnostic substances.....		325413-0	06/91	175.391	176.402	176.402	176.402	176.402
Secondary products and miscellaneous receipts.....		325413-SM						
Other biological product manufacturing.....	325414		06/91	239.349	239.362	239.084	239.070	239.070
Primary products.....		325414-P	06/91	248.036	248.053	247.710	247.687	247.687
Biological products, excluding diagnostic, for veterinary, industrial, and all other misc. uses.....		325414-A	03/80	172.069	172.133	170.832	170.156	-
Biological products, excluding diagnostic, for human use.....		325414-T	06/09	149.803	149.803	149.803	149.918	149.918
Secondary products and miscellaneous receipts.....		325414-SM1						
Paint, coating & adhesive mfg.....	3255		12/03	222.307	224.199	228.010	231.406	233.132
Paint and coating mfg.....	32551		06/83	399.035	401.652	406.624	414.919	416.292
Paint and coating manufacturing.....	325510		06/83	398.355	400.969	405.930	414.208	415.578
Primary products.....		325510-P	06/83	405.145	407.617	413.075	421.987	423.457
Miscellaneous allied paint products including paint and varnish removers, thinners, etc.....		325510-B	12/88	373.872	375.295	383.619	380.191	381.048
Architectural coatings.....		325510-1	06/83	481.034	484.858	486.223	490.472	490.770
Exterior architectural coatings.....		325510-11	12/12	172.315	174.868	175.095	177.516	177.902
Interior architectural coatings.....		325510-12	12/12	149.750	150.335	150.894	151.757	151.707
Product finishes for original equipment manufacturers (OEM), excluding marine coatings.....		325510-4	06/83	247.531	247.551	250.540	268.905	268.889
Transportation finishes, except powdered and high-solids coatings.....		325510-41	12/12	119.766	116.737	118.589	123.095	123.095
All other product finishes for original equipment manufacturers (OEM), excluding marine coating.....		325510-42	12/12	135.310	136.643	138.100	150.045	150.034
Special purpose coatings incl. marine, industrial, construction and maintenance coatings, etc.....		325510-7	06/83	528.138	533.393	551.964	550.013	557.770
Automotive, other transportation and machinery refinish paints and enamels, including primers.....		325510-71	12/12	159.936	160.475	162.064	172.739	174.079
Special purpose coatings, including all marine coatings and traffic marking paints.....		325510-72	12/12	148.092	149.970	156.729	151.850	154.413
Secondary products and miscellaneous receipts.....		325510-SM						

See footnotes at end of table.

Table 11. Producer price indexes for net output of selected industries and their products, not seasonally adjusted — Continued
 [August 2022]

Title ¹	Industry code	Product code	Index base	Unadjusted index ²				
				Apr. 2022	May 2022 ^P	June 2022 ^P	July 2022 ^P	Aug. 2022 ^P
Paint and coating manufacturing - Continued								
Secondary products.....		325510-S	06/83	331.705	343.503	343.503	346.525	348.095
Adhesive mfg.....	32552		12/03	200.454	203.020	208.513	209.153	212.609
Adhesive manufacturing.....	325520		12/83	326.004	330.173	339.104	340.155	345.772
Primary products.....		325520-P	12/83	331.089	335.643	344.959	345.006	351.094
Nonstructural caulking compounds and sealants.....		325520-A	12/06	197.593	199.289	209.974	210.566	212.777
Structural sealants (load bearing).....		325520-B	12/06	134.494	134.681	134.681	135.708	135.708
Synthetic resin & rubber adhesives, incl all types of bonding & laminating adhesives.....		325520-4	12/83	339.996	346.178	353.782	353.239	361.440
Epoxy adhesives.....		325520-41	06/06	181.889	181.889	182.262	182.394	189.724
Other synthetic resin and rubber adhesives.....		325520-46	06/97	231.050	237.406	238.729	237.320	239.316
Secondary products and miscellaneous receipts.....		325520-SM						
Miscellaneous receipts.....		325520-M	12/83	317.041	319.001	319.001	-	-
Secondary products.....		325520-S	12/83	259.720	260.284	270.737	272.938	277.552
Soap, cleaners, and toilet preparation mfg.....	3256		12/84	196.993	199.169	200.324	202.167	203.409
Soap & cleaning compound mfg.....	32561		12/03	165.908	168.913	169.740	172.459	173.785
Soap and other detergent manufacturing.....	325611		06/83	196.878	201.661	203.440	204.093	205.075
Primary products.....		325611-P	06/83	196.538	201.578	202.763	203.323	204.453
Soaps and detergents, commercial, industrial, and institutional.....		325611-1	06/83	286.784	295.684	299.912	302.000	304.976
Commercial, industrial, and institutional hard surface cleaners.....		325611-11	06/07	129.507	131.474	131.474	132.315	132.385
Commercial, industrial, and institutional laundry detergents.....		325611-12	06/07	164.986	165.794	169.262	169.508	169.741
Commercial, industrial, and institutional dishwashing detergents.....		325611-13	12/11	127.047	136.342	138.915	138.920	140.412
Commercial, industrial, and institutional metal cleaners.....		325611-14	12/11	142.066	142.098	142.098	142.452	142.795
Dairy, farm, and food plant cleaners, sanitizers, etc.....		325611-16	06/07	150.722	150.722	150.722	157.673	-
Commercial, industrial, and institutional soaps, excluding specialty cleaners.....		325611-17	06/07	147.723	149.293	150.785	153.685	159.305
Commercial, industrial, and institutional scouring cleaners.....		325611-18	05/18	100.353	100.485	100.485	100.485	100.485
Household detergents.....		325611-4	06/83	159.301	162.874	163.024	163.055	163.210
Household alkaline detergents and cleaners.....		325611-45	05/18	109.017	118.116	118.498	118.507	118.903
Household dry and liquid laundry detergents.....		325611-46	05/18	106.035	106.035	106.035	106.060	106.060
Soaps, excluding specialty cleaners, household.....		325611-7	06/83	206.190	209.111	209.155	209.155	210.873
Secondary products and miscellaneous receipts.....		325611-SM						
Miscellaneous receipts.....		325611-M	06/83	200.790	224.885	225.232	225.182	225.658
Secondary products.....		325611-S	06/83	183.227	185.327	189.000	189.959	190.429
Polish and other sanitation good mfg.....	325612		06/83	234.265	237.360	237.828	238.128	240.690
Primary products.....		325612-P	06/83	244.215	245.832	246.543	246.892	250.738
Polishing preparations and related products.....		325612-7	06/83	293.270	294.587	294.587	294.436	297.906
Specialty cleaning and sanitation products.....		325612-8	05/17	113.283	114.366	114.897	115.172	117.716
Disinfectants, nonagricultural, industrial and institutional.....		325612-81	05/17	131.507	133.306	135.038	137.139	137.139
Air and room fresheners.....		325612-83	06/83	172.547	172.979	172.979	172.979	188.376
Laundry fabric softeners and rinses, liquid and dry.....		325612-88	05/17	108.586	110.180	110.180	110.180	110.180
Other specialty cleaning and sanitation products.....		325612-89	06/89	182.283	183.620	184.843	184.710	187.681
Secondary products and miscellaneous receipts.....		325612-SM						
Miscellaneous receipts.....		325612-M	06/83	166.487	173.560	173.560	173.560	173.560
Surface active agent manufacturing.....	325613		12/83	329.741	333.305	333.245	350.132	353.911
Primary products.....		325613-P	12/83	357.466	361.515	361.058	380.805	385.181
Surfactants, finishing agents, and assistants.....		325613-0	12/83	357.466	361.515	361.058	380.805	385.181
Textile and leather assistants and finishes.....		325613-01	12/83	225.459	227.343	227.343	275.978	270.527
Surfactants (bulk surface active agents).....		325613-02	12/83	405.440	410.205	409.612	422.643	429.731
Secondary products and miscellaneous receipts.....		325613-SM						
Toilet preparation mfg.....	32562		12/03	124.970	125.379	126.236	126.446	127.004
Toilet preparation manufacturing.....	325620		03/80	227.275	228.019	229.579	229.961	230.976
Primary products.....		325620-P	03/80	226.671	227.653	229.379	229.734	231.094
Denture cleaners, mouthwashes, gargles, and rinses.....		325620-A	12/03	127.000	127.657	136.429	136.672	136.672
Creams, lotions, and oils, excluding shaving, hair, and deodorant.....		325620-D	03/80	219.822	220.839	220.839	220.839	220.839
Other cosmetics and toilet preparations.....		325620-G	06/99	119.788	119.921	119.921	120.332	120.332
Shaving preparations.....		325620-1	03/80	245.706	245.891	245.891	248.021	248.567
Perfumes, toilet waters, and colognes.....		325620-4	03/80	226.126	226.126	233.770	233.770	233.770
Hair preparations (including shampoos).....		325620-7	03/80	256.606	259.519	259.519	259.519	266.018
Hair preparations incl professional, consumer, and cream/gel shampoos.....		325620-71	06/07	144.026	146.162	146.162	146.162	149.898
Hair tonics and hair dressings incl professional and consumer use.....		325620-72	06/07	119.851	119.851	119.851	119.851	122.646
Secondary products and miscellaneous receipts.....		325620-SM						
Secondary products.....		325620-S	03/80	353.516	354.700	364.520	368.434	369.579
Other chemical product & preparation mfg.....	3259		12/03	169.120	172.107	175.266	174.406	177.350
Printing ink mfg.....	32591		12/03	180.193	186.456	185.963	186.145	188.982
Printing ink manufacturing.....	325910		06/84	241.530	249.941	249.278	249.521	253.332

See footnotes at end of table.

Table 11. Producer price indexes for net output of selected industries and their products, not seasonally adjusted — Continued
 [August 2022]

Title ¹	Industry code	Product code	Index base	Unadjusted index ²				
				Apr. 2022	May 2022 ^P	June 2022 ^P	July 2022 ^P	Aug. 2022 ^P
Printing ink manufacturing - Continued								
Primary products.....		325910-P	06/84	245.248	254.049	253.349	253.577	257.569
Flexographic printing inks.....		325910-A	06/84	264.221	291.705	291.677	291.871	307.785
Nonimpact/digital inks.....		325910-E	06/05	218.208	218.218	216.020	216.431	217.556
All other printing inks.....		325910-H	06/84	224.908	223.907	225.022	225.057	225.057
Lithographic and offset inks.....		325910-6	06/84	227.697	239.682	239.946	240.027	241.684
News and nonheat web offset printing inks.....		325910-61	12/89	307.475	331.407	331.419	331.419	331.419
Publication and commercial web inks.....		325910-62	12/97	147.600	156.180	156.180	156.179	156.179
Sheet-fed general inks.....		325910-63	12/97	152.158	158.154	158.766	158.766	162.104
Sheet-fed packaging inks.....		325910-64	06/05	141.065	145.176	145.546	145.811	148.556
Gravure printing inks.....		325910-7	06/84	172.387	172.387	173.030	173.030	173.030
Secondary products and miscellaneous receipts.....		325910-SM						
Miscellaneous receipts.....		325910-M	06/84	189.067	189.067	189.201	189.813	189.813
Secondary products.....		325910-S	06/84	167.289	169.240	169.241	169.812	170.180
Explosives mfg.....	32592		12/06	146.810	145.955	147.096	149.194	149.535
Explosives manufacturing.....	325920		12/80	372.866	370.695	373.595	378.921	379.788
Primary products.....		325920-P	12/80	331.969	328.126	330.991	336.461	337.250
Explosives.....		325920-0	12/80	334.125	330.256	333.141	338.646	339.440
Secondary products and miscellaneous receipts.....		325920-SM						
All other chemical product & preparation mfg.....	32599		12/03	167.712	170.490	174.233	173.053	176.156
Custom compounding of purchased resins.....	325991		06/93	209.976	211.525	213.247	213.967	214.739
Primary products.....		325991-P	06/93	219.352	221.102	223.047	223.861	224.668
Custom compounding of purchased resins and color concentrates.....		325991-0	06/93	218.255	219.995	221.931	222.741	223.544
Secondary products and miscellaneous receipts.....		325991-SM						
Photographic film and chemical manufacturing.....	325992		12/03	154.566	154.506	155.518	154.377	155.725
Primary products.....		325992-P	12/03	166.315	166.034	167.368	165.485	166.983
Photographic sensitized film, plates, paper, & cloth.....		325992-T	06/07	180.855	180.406	182.217	179.568	181.675
Photographic sensitized film, plates, paper, & cloth, silver-halide-type (excluding X-ray).....		325992-T1	01/00	178.047	177.339	178.990	174.807	178.134
Sensitized photographic film, plates, paper & cloth, other than silver-halide-type, incl. X-ray.....		325992-T3	12/03	165.726	165.726	167.589	167.589	167.589
Prepared photographic chemicals.....		325992-5	12/83	77.626	77.704	77.800	77.800	77.800
Secondary products and miscellaneous receipts.....		325992-SM						
Other miscellaneous chemical product manufacturing.....	325998		06/85	240.076	247.424	256.722	253.606	261.337
Primary products.....		325998-P	06/85	232.961	240.417	250.613	247.175	255.641
Water treating compounds.....		325998-A	06/85	229.863	230.469	235.810	230.248	230.613
All other chemical preparations, including essential oils.....		325998-J	06/85	244.558	256.338	269.864	265.752	278.086
Secondary products and miscellaneous receipts.....		325998-SM						
Miscellaneous receipts.....		325998-M	12/03	160.352	160.352	160.352	160.352	160.352
Secondary products.....		325998-S	06/85	358.583	370.528	370.593	370.982	371.261
Plastics and rubber products mfg.....	326		12/84	245.751	248.130	251.011	253.237	254.469
Plastics product mfg.....	3261		06/93	220.096	222.401	225.219	227.168	228.245
Unsupported plastics film, sheet, and bag mfg.....	32611		12/03	202.908	203.125	205.396	207.221	206.642
Plastics bag and pouch manufacturing.....	326111		12/03	208.196	209.934	212.629	213.405	213.497
Primary products.....		326111-P	12/03	210.804	212.638	215.335	216.290	216.387
Single-web film specialty bags, pouches, and liners.....		326111-1	12/83	323.022	325.446	329.887	331.203	331.360
Polyethylene grocery and variety bags and pouches.....		326111-11	06/07	165.657	164.021	168.510	169.872	169.644
Polyethylene refuse bags.....		326111-12	06/07	155.218	157.801	159.500	159.500	161.653
Other polyethylene bags, pouches, and liners.....		326111-15	06/07	160.254	170.766	171.388	172.337	170.561
Coextruded single-web film specialty bags, pouches, & liners.....		326111-16	06/13	140.461	137.793	138.399	138.399	138.399
Multiweb film/film combination specialty bags, pouches, and liners.....		326111-3	12/03	199.277	203.479	204.064	205.904	205.941
Secondary products and miscellaneous receipts.....		326111-SM						
Secondary products.....		326111-S	12/03	227.170	226.732	232.604	231.431	228.919
Plastics packaging film and sheet mfg.....	326112		12/03	178.079	175.349	173.359	176.329	175.435
Primary products.....		326112-P	12/03	180.716	177.431	174.775	178.450	177.238
Single-web film, rolls, and sheets, including coextruded, for flexible packaging uses.....		326112-1	12/87	273.499	266.317	263.090	269.879	267.477
Single-web film, rolls, and sheets for flexible packaging uses.....		326112-11	06/07	175.855	170.249	167.551	172.742	171.865
Coextruded single-web film, for flexible packaging uses.....		326112-12	06/07	168.626	168.562	169.322	169.864	165.438
Film/film multiweb laminated rolls and sheets, excluding foil, for flexible packaging uses.....		326112-3	12/87	209.539	210.095	205.447	207.285	207.003
Secondary products and miscellaneous receipts.....		326112-SM						
Secondary products.....		326112-S	12/03	173.977	175.825	179.757	176.744	178.697
Nonpackaging plastics film and sheet mfg.....	326113		06/93	246.878	249.137	255.592	257.162	256.396
Primary products.....		326113-P	12/82	302.201	307.825	317.540	319.221	317.832
Unlaminated plastics film and sheet, excluding packaging.....		326113-0	12/82	302.201	307.825	317.540	319.221	317.832

See footnotes at end of table.

Table 11. Producer price indexes for net output of selected industries and their products, not seasonally adjusted — Continued
[August 2022]

Title ¹	Industry code	Product code	Index base	Unadjusted index ²				
				Apr. 2022	May 2022 ^P	June 2022 ^P	July 2022 ^P	Aug. 2022 ^P
Nonpackaging plastics film and sheet mfg. - Continued								
Unlaminated polyethylene film and sheet.....		326113-01	06/93	291.620	291.348	304.147	304.969	302.580
Unlaminated vinyl and vinyl copolymer film and sheet.....		326113-03	06/93	240.554	248.937	260.916	261.589	261.589
Miscellaneous unlaminated plastics film and sheet.....		326113-04	06/93	230.849	238.451	244.448	248.282	249.347
Secondary products and miscellaneous receipts.....		326113-SM						
Secondary products.....		326113-S	06/93	191.878	181.330	179.672	181.878	182.822
Plastics pipe/fitting/unsupported shapes mfg.....	32612		12/03	284.359	289.048	289.860	293.827	295.173
Unlaminated plastics profile shape manufacturing.....								
Primary products.....	326121		06/93	171.621	171.364	170.257	171.127	173.816
Unlaminated plastics profile shapes.....		326121-P	12/82	220.944	220.544	219.011	220.191	223.940
Secondary products and miscellaneous receipts.....		326121-0	12/82	220.944	220.544	219.011	220.191	223.940
Secondary products.....		326121-SM						
Plastics pipe and pipe fitting manufacturing.....								
Primary products.....	326122		06/93	499.350	511.378	514.773	523.604	523.664
Plastics pipe.....		326122-P	12/82	483.685	495.521	498.572	507.835	507.443
Plastics drain, waste and vent pipe.....		326122-11	06/87	281.825	292.315	287.728	300.643	295.570
Plastics water pipe.....		326122-13	06/87	420.820	436.575	437.325	441.860	442.540
Plastics sewer, stormdrain, and water main pipe.....		326122-18	12/17	225.956	232.220	234.376	236.639	239.931
Other plastics pipe.....		326122-1B	07/87	536.450	536.450	536.664	537.486	537.272
Plastics pipe fittings and unions.....		326122-3	12/03	403.370	414.138	431.903	432.699	434.881
Secondary products and miscellaneous receipts.....		326122-SM						
Miscellaneous receipts.....		326122-M	12/99	233.926	235.960	237.056	225.333	236.997
Secondary products.....		326122-S1	12/17	135.884	138.318	144.030	144.806	144.729
Laminated plastics plate, sheet, and shape mfg.....	32613		12/03	160.063	160.104	160.623	163.793	165.946
Laminated plastics plate, sheet (except packaging), and shape manufacturing.....								
Primary products.....	326130		06/93	199.095	199.146	199.792	203.735	206.412
Laminated plastics plate, sheet (except packaging), and shapes.....		326130-P	12/82	260.205	260.271	261.125	266.681	270.447
Secondary products and miscellaneous receipts.....		326130-0	12/82	260.205	260.271	261.125	266.681	270.447
Secondary products.....		326130-SM						
Secondary products.....		326130-S	06/93	184.064	184.156	184.969	185.188	-
Polystyrene foam product mfg.....	32614		12/03	314.278	324.023	329.710	331.332	337.625
Polystyrene foam product manufacturing.....								
Primary products.....	326140		12/03	314.417	324.167	329.854	331.476	337.767
Packaging, polystyrene foam products.....		326140-P	12/03	305.375	314.390	321.266	323.204	331.948
Polystyrene foam food containers.....		326140-21	06/06	335.972	351.856	354.643	357.079	359.781
Polystyrene foam protective shipping pads, shaped cushioning, etc.....		326140-22	06/06	279.086	280.021	282.395	282.395	323.743
Building and construction polystyrene foam products.....		326140-3	12/03	232.936	238.410	238.410	244.812	245.828
Consumer and institutional polystyrene foam products.....		326140-5	12/82	397.584	411.579	431.607	431.085	429.619
All other polystyrene foam products incl. transportation application uses.....		326140-9	06/06	183.601	186.503	188.759	189.375	201.865
Secondary products and miscellaneous receipts.....		326140-SM						
Foam product (ex polystyrene) mfg.....	32615		12/03	195.496	195.851	201.357	201.878	198.925
Urethane and other foam product mfg.....								
Primary products.....	326150		12/03	195.473	195.828	201.329	201.850	198.900
Packaging polyurethane foam products.....		326150-P	12/03	190.568	190.947	196.794	197.109	193.994
Furniture and furnishings polyurethane foam products.....		326150-2	12/03	291.290	291.290	291.290	291.290	291.290
Polyurethane foam formed & slab stock for pillows/seating/etc.....		326150-41	12/05	181.483	183.382	182.687	182.996	176.235
Consumer and institutional polyurethane foam products.....		326150-5	12/03	206.445	206.445	206.445	206.445	206.445
All other miscellaneous polyurethane foam products.....		326150-6	12/03	115.275	115.498	116.564	118.381	118.381
Products made of foam other than polystyrene or polyurethane.....		326150-9	12/99	159.679	159.679	159.679	159.679	159.679
Secondary products and miscellaneous receipts.....		326150-SM						
Secondary products.....		326150-S	12/03	242.147	242.109	242.640	245.939	245.533
Plastics bottle mfg.....	32616		12/03	146.214	148.002	151.054	153.193	153.791
Plastics bottle manufacturing.....								
Primary products.....	326160		06/93	164.801	166.816	170.256	172.667	173.340
Plastics bottles.....		326160-P	12/82	183.609	185.945	189.938	192.734	193.505
Secondary products and miscellaneous receipts.....		326160-0	06/87	174.960	177.186	180.991	183.655	184.390
Secondary products.....		326160-SM						
Other plastics product mfg.....	32619		12/03	176.102	177.976	180.153	181.552	182.867
Plastics plumbing fixture manufacturing.....								
Primary products.....	326191		06/93	197.854	197.891	198.194	199.404	199.361
Plastics plumbing fixtures.....		326191-P	06/93	199.335	199.374	199.746	200.857	200.857
Secondary products and miscellaneous receipts.....		326191-0	06/93	199.335	199.374	199.746	200.857	200.857
Miscellaneous receipts.....		326191-SM						
Miscellaneous receipts.....		326191-M	12/04	103.528	103.528	102.982	104.891	104.379
All other plastics product manufacturing.....								
Primary products.....	326199		06/93	194.642	196.789	199.275	200.835	202.344
All other reinforced and fiberglass plastics products.....		326199-P	06/87	230.595	233.238	236.272	238.211	240.064
All other reinforced and fiberglass plastics products.....		326199-A	06/93	230.943	235.969	241.136	241.455	244.024

See footnotes at end of table.

Table 11. Producer price indexes for net output of selected industries and their products, not seasonally adjusted — Continued
 [August 2022]

Title ¹	Industry code	Product code	Index base	Unadjusted index ²				
				Apr. 2022	May 2022 ^P	June 2022 ^P	July 2022 ^P	Aug. 2022 ^P
All other plastics product manufacturing - Continued								
Consumer/institutional/commercial fabricated plastics products (excl. foam and wire coated).....		326199-C	06/93	203.827	208.342	211.210	214.265	215.800
Transportation fabricated plastics products (excluding foam and reinforced plastics).....		326199-1	06/93	136.424	137.469	138.923	138.835	139.811
Electrical and electronic fabricated plastics (excluding foam and reinforced plastics).....		326199-2	12/82	136.266	136.918	142.678	144.228	145.712
Industrial machinery plastics products, excluding foam (incl. gears, bearings, etc.).....		326199-3	06/93	185.997	191.128	188.175	191.944	196.254
Plastics packaging (excluding film, sheet, foam, and bottles).....		326199-4	06/93	209.182	209.557	211.379	214.397	214.803
Building & construction fabricated plastics products (excl foam, plumbing fixtures, hardware).....		326199-8	12/03	181.822	182.612	185.864	186.382	188.740
Secondary products and miscellaneous receipts.....		326199-SM						
Miscellaneous receipts.....		326199-M	12/99	169.114	170.203	171.641	171.641	171.995
Secondary products.....		326199-S	06/93	172.262	172.824	173.866	174.924	176.050
Rubber product mfg.....	3262		12/03	182.776	183.907	185.191	187.004	188.006
Tire mfg.....	32621		06/81	202.294	203.942	204.930	207.788	209.209
Tire manufacturing, except retreading.....	326211		06/81	202.301	203.949	204.937	207.797	209.217
Primary products.....		326211-P	06/81	185.882	187.039	188.087	191.118	192.583
Tread rubber, tire sundries, and repair materials.....		326211-H	06/81	288.926	288.926	288.926	288.926	289.207
Pneumatic tires (including passenger, truck, bus, tractor, industrial, and other tires).....		326211-0	12/11	111.507	112.216	112.891	114.846	115.783
Passenger car pneumatic tires (casings).....		326211-01	06/81	166.884	167.796	168.331	170.307	172.173
Truck and bus (including off-the-highway) pneumatic tires.....		326211-03	06/81	183.454	184.826	186.373	191.799	192.785
Secondary products and miscellaneous receipts.....		326211-SM						
Rubber and plastics hose and belting.....	32622		12/03	203.006	202.763	205.172	206.106	207.013
Rubber and plastics hose and belting mfg.....	326220		12/81	324.589	324.200	328.052	329.545	330.995
Primary products.....		326220-P	12/81	324.546	324.120	328.279	329.707	331.286
Rubber and plastics belt and belting mfg.....		326220-D	12/11	138.730	138.800	140.712	141.924	143.533
Rubber and plastics transmission belts and belting (excluding flat).....		326220-D2	12/81	216.176	216.490	218.622	220.004	227.157
Rubber and plastic hose mfg.....		326220-H	12/11	133.712	133.360	134.980	135.149	135.149
Rubber and plastics hose for on- and off-highway motor vehicles.....		326220-H3	12/04	145.830	144.448	149.120	149.120	149.120
Industrial rubber and plastics hose without fittings.....		326220-H4	12/04	169.487	169.487	169.487	169.487	169.487
Rubber and plastics water hose (incl. fire, irrigation, etc.).....		326220-H5	12/04	271.919	271.919	273.609	273.609	273.609
Secondary products and miscellaneous receipts.....		326220-SM						
Miscellaneous receipts.....		326220-M	12/04	181.381	181.381	181.381	181.381	-
Secondary products.....		326220-S	12/81	-	-	-	-	-
Other rubber product mfg.....	32629		12/88	204.469	205.800	207.433	208.783	209.589
Rubber product mfg. for mechanical use.....	326291		12/88	157.498	159.067	159.436	159.616	160.016
Primary products.....		326291-P	12/88	148.391	149.963	150.353	150.427	150.955
Other extruded rubber mechanical goods (excl. auto)(excl. tubing).....		326291-C	12/03	144.771	146.867	146.867	146.867	146.867
Molded rubber mechanical goods, automotive.....		326291-1	06/83	104.093	104.128	104.325	104.448	104.448
Molded rubber mechanical goods, transportation (excluding automotive)/off-highway machinery.....		326291-2	12/03	145.648	146.984	148.583	148.583	150.805
Other molded rubber mechanical goods (excluding tubing).....		326291-9	12/03	174.601	180.854	180.854	180.854	181.950
Secondary products and miscellaneous receipts.....		326291-SM						
Secondary products.....		326291-S	06/83	271.052	274.555	275.198	276.532	276.314
All other rubber product manufacturing.....	326299		06/83	273.251	274.451	277.606	280.354	281.671
Primary products.....		326299-P	06/83	274.503	275.924	279.195	282.259	283.396
Rubber druggist and medical sundries, excluding gloves.....		326299-A	12/03	145.791	145.791	145.791	145.791	145.912
All other miscellaneous rubber goods.....		326299-B	06/83	225.646	227.309	229.614	229.614	230.610
Rubber compounds or mixtures for sale or interplant transfer.....		326299-6	06/83	307.865	308.164	312.331	321.866	321.879
All other industrial rubber products.....		326299-7	06/83	302.408	307.532	309.214	311.007	313.124
Secondary products and miscellaneous receipts.....		326299-SM						
Nonmetallic mineral product manufacturing.....	327		12/84	256.163	258.532	261.273	267.275	270.156
Clay product and refractory manufacturing.....	3271		12/03	165.612	164.855	165.986	167.425	169.032
Pottery, ceramics, and plumbing fixture mfg.....	32711		12/84	259.931	260.201	263.381	265.220	267.344
Pottery, ceramics, and plumbing fixture mfg.....	327110		12/11	142.854	143.002	144.749	145.759	146.926
Primary products.....		327110-P	12/11	137.238	137.412	139.473	140.492	141.866
Vitreous china, porcelain, and earthenware (semivitreous) table and kitchenware..		327110-5	12/06	137.430	-	-	-	-
All other pottery products (including china decorated for the trade).....		327110-6	12/06	162.981	162.981	162.981	162.981	162.981
Porcelain, steatite, and other ceramic electrical products.....		327110-7	12/85	293.640	291.836	301.307	303.405	309.720
Secondary products and miscellaneous receipts.....		327110-SM						
Secondary products.....		327110-S	12/11	119.983	119.983	-	-	-
Clay building material and refractories mfg.....	32712		12/03	165.148	163.966	164.686	166.245	167.963
Clay building material and refractories mfg.....	327120		12/11	130.230	129.298	129.866	131.095	132.451

See footnotes at end of table.

Table 11. Producer price indexes for net output of selected industries and their products, not seasonally adjusted — Continued
 [August 2022]

Title ¹	Industry code	Product code	Index base	Unadjusted index ²				
				Apr. 2022	May 2022 ^P	June 2022 ^P	July 2022 ^P	Aug. 2022 ^P
Clay building material and refractories mfg. - Continued								
Primary products.....		327120-P	12/11	131.000	129.992	130.541	131.860	132.958
Brick and structural clay tile.....		327120-1	12/84	232.182	232.182	234.421	235.699	237.544
Building or common brick.....		327120-11	12/84	230.169	230.169	232.258	233.581	235.176
Glazed brick and other brick (paving, floor, and sewer).....		327120-12	12/04	171.379	171.379	175.230	175.230	180.535
Clay floor and wall tile, glazed and unglazed (including quarry tile and ceramic mosaic tile).....		327120-2	06/85	108.111	108.111	108.111	108.111	108.111
Nonclay refractories (excluding dead-burned magnesia).....		327120-6	12/04	188.713	184.576	185.711	190.526	193.998
Clay refractories.....		327120-7	12/04	208.754	208.754	208.754	208.754	209.011
All other structural clay products, excluding clay refractories.....		327120-9	12/85	276.281	276.281	277.863	277.863	277.863
Secondary products and miscellaneous receipts.....		327120-SM						
Miscellaneous receipts.....		327120-M	12/11	125.154	125.154	126.095	126.236	131.484
Glass and glass product manufacturing.....	3272		12/03	151.727	151.896	153.432	155.690	157.604
Glass and glass product manufacturing.....	32721		12/03	151.727	151.896	153.432	155.690	157.604
Flat glass manufacturing.....	327211		12/80	136.891	137.056	141.730	145.562	150.448
Primary products.....		327211-P	12/80	134.379	134.553	135.454	139.501	143.624
Flat glass (float, sheet, and plate process), made by flat glass producers.....		327211-1	12/80	138.665	138.915	140.895	143.470	148.510
Other glass products, made by flat glass producers.....		327211-4	12/06	159.683	159.683	157.709	167.157	169.783
Secondary products and miscellaneous receipts.....		327211-SM						
Other pressed and blown glass and glassware.....	327212		06/83	179.956	180.112	183.312	186.743	186.743
Primary products.....		327212-P	06/83	179.141	179.301	182.366	185.849	185.849
Glass fiber and machine-made pressed and blown glass and glassware, made by glass producers.....		327212-B	06/12	135.663	135.783	138.133	140.715	140.715
Handmade pressed and blown glassware, made by glass producers.....		327212-9	12/04	124.613	124.802	124.802	131.351	131.351
Secondary and miscellaneous receipts.....		327212-SM						
Glass container manufacturing.....	327213		06/82	248.298	248.298	249.400	250.239	250.239
Primary products.....		327213-P	06/82	249.249	249.249	250.364	251.156	251.156
Glass containers (including value of packaging).....		327213-0	12/03	179.285	179.285	180.088	180.657	180.657
Secondary products and miscellaneous receipts.....		327213-SM1						
Glass product mfg. made of purchased glass.....	327215		06/83	192.100	192.415	192.710	195.488	198.347
Primary products.....		327215-P	06/83	186.114	186.305	186.539	189.471	192.473
Other glass products, made from purchased glass.....		327215-B	06/83	181.426	181.513	181.761	182.314	186.467
Machine-made pressed and blown glassware, made from purchased glass.....		327215-C	06/13	123.383	124.105	124.421	125.068	125.253
Mirrors (decorated and undecorated), made from purchased glass.....		327215-9	06/83	179.696	179.696	179.696	192.568	192.568
Secondary products and miscellaneous receipts.....		327215-SM						
Cement and concrete product manufacturing.....	3273		12/03	205.877	207.840	210.335	214.913	217.710
Cement manufacturing.....	32731		06/82	287.433	287.561	288.516	296.725	298.654
Cement manufacturing.....	327310		06/82	287.439	287.567	288.522	296.731	298.661
Primary products.....		327310-P	06/82	284.080	284.213	285.203	292.684	294.607
Cement, hydraulic (including cost of shipping containers).....		327310-0	06/89	280.834	280.965	281.944	289.340	291.241
Secondary products and miscellaneous receipts.....		327310-SM						
Ready-mix concrete manufacturing.....	32732		12/03	210.117	210.624	212.433	217.444	220.673
Ready-mix concrete manufacturing.....	327320		06/81	325.785	326.570	329.374	337.143	342.149
Primary products.....		327320-P	06/81	321.453	322.194	325.113	333.058	338.438
Northeast region ready-mix concrete.....		327320-A	12/12	147.088	143.843	144.179	145.762	-
Midwest region ready-mix concrete.....		327320-B	12/12	136.766	138.504	141.261	143.607	142.612
South region ready-mix concrete.....		327320-C	12/12	146.109	145.394	146.041	151.513	154.994
West region ready-mix concrete.....		327320-D	12/12	156.120	158.683	160.246	162.513	167.454
Secondary products and miscellaneous receipts.....		327320-SM						
Miscellaneous receipts.....		327320-M	06/81	389.309	391.582	391.582	396.692	379.936
Secondary products.....		327320-S	06/81	368.717	369.546	369.594	369.969	383.636
Concrete pipe, brick, and block manufacturing.....	32733		12/03	187.882	187.795	190.236	192.990	194.328
Concrete block and brick manufacturing.....	327331		06/81	313.103	313.562	315.265	319.698	321.797
Primary products.....		327331-P	06/81	323.050	323.390	325.111	331.187	332.960
Concrete block and brick.....		327331-0	12/06	153.192	153.354	154.170	157.051	157.891
Structural concrete block, lightweight units (weighing less than 105 lb/cubic ft.) (dry weight).....		327331-01	06/81	287.683	289.323	289.920	299.514	300.623
Structural concrete block, mediumweight units (weighing 105 - 124 lb/cubic ft.) (dry weight).....		327331-02	06/81	379.357	379.357	379.357	379.357	381.992
Structural concrete block, normalweight units (weighing 125 lb or more/cubic ft.) (dry weight).....		327331-03	06/81	352.215	352.844	352.738	362.494	364.846
Decorative concrete block (including screen, split, slump, shadow block, etc.).....		327331-04	06/81	283.697	282.865	283.281	292.865	292.990
Concrete pavers (including grid, interlocking, etc.).....		327331-05	06/81	327.534	327.534	331.699	331.975	335.454
Concrete brick.....		327331-06	06/81	304.653	304.653	309.714	309.714	309.714
Secondary products and miscellaneous receipts.....		327331-SM						

See footnotes at end of table.

Table 11. Producer price indexes for net output of selected industries and their products, not seasonally adjusted — Continued
 [August 2022]

Title ¹	Industry code	Product code	Index base	Unadjusted index ²				
				Apr. 2022	May 2022 ^P	June 2022 ^P	July 2022 ^P	Aug. 2022 ^P
Concrete block and brick manufacturing - Continued								
Miscellaneous receipts.....		327331-M	06/81	287.401	287.401	287.401	287.401	287.401
Secondary products.....		327331-S	06/81	260.777	265.372	274.444	270.007	287.296
Concrete pipe manufacturing.....	327332		12/03	194.771	193.968	199.294	202.340	203.879
Primary products.....		327332-P	12/03	193.591	192.793	198.087	201.115	202.644
Concrete pipe.....		327332-0	12/03	193.591	192.793	198.087	201.115	202.644
Concrete storm sewer pipe.....		327332-02	12/99	253.564	253.332	256.971	259.383	262.430
Concrete pipe, except concrete culvert and storm sewer pipe.....		327332-03	06/94	243.653	244.002	244.002	253.400	254.564
Other concrete product manufacturing.....	32739		12/03	211.039	218.361	223.038	227.437	230.820
Other concrete product manufacturing.....	327390		12/03	211.066	218.378	223.049	227.462	230.840
Primary products.....		327390-P	12/03	208.420	216.243	221.216	224.850	228.467
Precast concrete products.....		327390-1	12/79	389.267	394.350	397.285	405.892	408.518
Precast concrete slabs and tile, roof and floor units.....		327390-11	07/85	356.499	357.055	357.055	362.540	367.617
Precast concrete architectural wall panels.....		327390-12	11/84	322.053	341.677	351.438	352.343	353.022
Burial vaults and boxes, precast concrete.....		327390-13	12/79	431.668	434.851	434.851	447.176	447.176
Precast concrete products (excl burial vaults and boxes, slabs and tile, and arch. wall panels).....		327390-14	12/79	366.297	366.707	367.872	378.734	381.332
Prestressed concrete products.....		327390-4	12/79	340.243	376.318	399.974	401.456	417.456
Prestressed concrete products (excl bridge beams and solid and hollow cored slabs and panels).....		327390-43	06/94	186.718	198.904	209.250	209.250	217.109
Prestressed concrete bridge beams.....		327390-46	01/17	154.460	185.532	200.153	200.153	212.675
Prestressed concrete solid and hollow cored slabs and panels.....		327390-47	01/17	144.685	151.056	159.817	162.853	163.353
Secondary products and miscellaneous receipts.....		327390-SM						
Secondary products.....		327390-S	12/79	464.952	466.496	468.195	489.818	490.384
Lime and gypsum product manufacturing.....	3274		12/03	214.308	224.239	225.679	234.487	238.747
Lime manufacturing.....	32741		12/03	231.790	238.799	240.629	269.054	269.161
Lime manufacturing.....	327410		12/85	298.028	307.036	309.392	345.930	346.068
Primary products.....		327410-P	12/85	309.229	318.872	321.058	360.134	360.134
Lime.....		327410-0	12/04	225.197	232.219	233.811	262.268	262.268
Secondary products and miscellaneous receipts.....		327410-SM						
Gypsum product manufacturing.....	32742		12/03	218.481	230.268	231.616	232.169	238.519
Gypsum product manufacturing.....	327420		06/81	356.945	376.210	378.411	379.315	389.694
Primary products.....		327420-P	06/81	381.750	402.892	405.185	406.176	417.635
Gypsum building materials.....		327420-1	12/93	315.019	335.838	338.097	339.071	350.355
Other gypsum products.....		327420-5	01/00	243.423	243.423	243.423	243.423	243.423
Secondary products and miscellaneous receipts.....		327420-SM						
Other nonmetallic mineral products.....	3279		12/84	239.305	241.351	243.987	252.461	252.988
Abrasive product manufacturing.....	32791		12/03	160.139	164.464	168.000	167.718	166.738
Abrasive product manufacturing.....	327910		12/80	267.137	274.352	280.250	279.780	278.146
Primary products.....		327910-P	12/80	281.021	288.756	296.728	296.222	294.470
Nonmetallic sized grains, powders, and flour abrasives (incl. graded only).....		327910-1	06/87	219.041	219.041	245.196	245.196	245.196
Nonmetallic abrasive products (including diamond abrasives).....		327910-4	12/80	259.946	271.014	272.685	275.001	275.488
Nonmetallic coated abrasive products and buffing wheels, polishing wheels, and laps.....		327910-7	12/80	330.880	339.709	344.195	344.195	347.297
Secondary products and miscellaneous receipts.....		327910-SM						
Miscellaneous receipts.....		327910-M	12/80	341.924	341.924	342.118	342.316	342.316
All other nonmetallic mineral product mfg.....	32799		12/03	184.975	185.641	187.131	195.529	196.350
Cut stone and stone product manufacturing.....	327991		12/84	226.261	228.079	229.260	239.230	238.870
Primary products.....		327991-P	12/84	219.672	221.547	222.768	232.934	232.615
Dressed dimension granite (including gneiss, syenite, diorite, and cut granite).....		327991-1	12/84	210.357	212.460	212.862	226.959	228.025
Dressed dimension limestone (including dolomite, travertine, calcareous, tufa, & cut limestone).....		327991-4	12/84	204.064	204.064	204.064	204.064	204.238
Dressed dimension marble and other stone.....		327991-7	12/84	228.328	229.972	234.245	234.245	229.183
Secondary products and miscellaneous receipts.....		327991-SM						
Miscellaneous receipts.....		327991-M1	12/14	138.999	138.999	-	-	-
Ground or treated minerals and earths mfg.....	327992		06/85	277.785	278.508	282.697	302.437	305.633
Primary products.....		327992-P	06/85	271.396	272.135	276.418	296.636	299.731
Ground or treated minerals and earths.....		327992-0	06/85	271.396	272.135	276.418	296.636	299.731
Treated lightweight aggregate and crushed slag, minerals and earths.....		327992-04	12/14	138.049	143.516	147.594	147.594	147.594
Other minerals and earths, treated.....		327992-06	12/14	82.300	81.819	81.977	84.758	87.354
Secondary products and miscellaneous receipts.....		327992-SM						
Mineral wool manufacturing.....	327993		12/81	270.540	271.151	273.938	285.267	286.992
Primary products.....		327993-P	12/81	270.614	271.240	273.853	285.472	287.242
Mineral wool for thermal and acoustical envelope insulation.....		327993-1	12/81	283.696	284.187	287.261	300.663	301.838

See footnotes at end of table.

Table 11. Producer price indexes for net output of selected industries and their products, not seasonally adjusted — Continued
 [August 2022]

Title ¹	Industry code	Product code	Index base	Unadjusted index ²				
				Apr. 2022	May 2022 ^P	June 2022 ^P	July 2022 ^P	Aug. 2022 ^P
Mineral wool manufacturing - Continued								
Mineral wool for industrial, equipment, and appliance insulation.....		327993-4	12/81	219.674	220.516	221.965	228.946	231.747
Secondary products and miscellaneous receipts.....		327993-SM						
Miscellaneous receipts.....		327993-M1	07/09	129.520	129.518	134.151	134.151	134.151
All other miscellaneous nonmetallic mineral product manufacturing.....	327999		12/03	166.993	167.285	167.605	172.776	173.123
Primary products.....		327999-P	12/03	165.766	165.831	165.845	171.782	171.872
All other nonmetallic mineral products.....		327999-0	12/03	165.766	165.831	165.845	171.782	171.872
Other nonmetallic mineral products.....		327999-09	06/06	112.811	112.981	113.017	113.571	113.807
Secondary products and miscellaneous receipts.....		327999-SM						
Secondary products.....		327999-S1	12/14	111.957	113.924	116.528	—	—
Primary metal mfg.....	331		12/84	339.103	354.307	348.552	335.334	321.916
Iron & steel mills & ferroalloy mfg.....	3311		12/03	322.634	355.514	351.522	337.143	314.108
Iron & steel mills & ferroalloy mfg.....	33111		12/03	322.634	355.514	351.522	337.143	314.108
Iron and steel mills and ferroalloy mfg.....	331110		06/82	346.061	381.294	377.006	361.570	336.882
Primary products.....		331110-P	06/82	348.430	385.555	381.562	366.621	340.795
Steel ingots and semifinished products.....		331110-3	06/82	574.698	585.316	580.831	570.791	538.735
Ferroalloys and related products.....		331110-6	12/09	166.474	166.685	160.160	159.044	150.727
Hot rolled steel bars, plates, and structural shapes.....		331110-7	06/82	323.170	337.546	340.516	339.624	317.752
Hot rolled steel bars, plates, and structural shapes, carbon.....		331110-71	12/17	188.039	196.347	198.073	197.714	185.182
Hot rolled steel bars, plates, and structural shapes, alloy.....		331110-76	12/10	150.880	158.055	153.620	150.374	135.629
Secondary products and miscellaneous receipts.....		331110-SM						
Steel product mfg from purchased steel.....	3312		12/03	356.747	370.679	364.877	356.836	349.172
Iron & steel pipe and tube mfg from purchased steel.....	33121		12/03	417.559	430.337	430.754	429.626	425.992
Iron and steel pipe and tube manufacturing from purchased steel.....	331210		06/82	597.234	615.504	616.087	614.464	609.244
Primary products.....		331210-P	06/82	619.181	637.916	638.116	636.167	630.064
Iron and steel pipes and tubes, from purchased iron and steel.....		331210-0	06/82	619.181	637.916	638.116	636.167	630.064
Pipe and tube, carbon.....		331210-02	12/10	245.162	251.362	249.206	247.231	243.132
Pipe and tube, alloy.....		331210-03	12/10	172.834	—	188.435	194.612	198.906
Pipe and tube, stainless.....		331210-04	12/10	136.924	146.179	145.844	139.936	138.681
Secondary products and miscellaneous receipts.....		331210-SM1						
Rolling & drawing of purchased steel.....	33122		12/03	310.053	325.636	313.486	298.336	286.403
Rolled steel shape mfg.....	331221		06/82	387.015	418.438	388.563	352.256	325.585
Primary products.....		331221-P	06/82	360.748	393.642	364.144	329.711	300.921
Cold rolled steel sheet and strip, made from purchased steel.....		331221-1	06/82	431.157	473.606	429.373	372.445	327.274
Cold finished steel bars and bar shapes, made from purchased steel.....		331221-3	06/82	273.741	293.288	286.411	287.530	284.275
Secondary products and miscellaneous receipts.....		331221-SM						
Steel wire drawing.....	331222		06/82	361.869	368.179	368.606	368.209	365.965
Primary products.....		331222-P	06/82	372.168	378.473	378.963	378.703	375.873
Steel wire, including galvanized and other coated wire.....		331222-5	06/82	310.337	316.983	314.602	315.138	312.871
Carbon steel wire.....		331222-5A	06/82	327.240	336.341	337.066	338.053	335.286
Stainless steel wire.....		331222-5C	06/82	245.223	245.223	235.733	235.733	235.733
Secondary products and miscellaneous receipts.....		331222-SM						
Miscellaneous receipts.....		331222-M	03/98	—	—	160.180	160.180	163.039
Secondary products.....		331222-S	06/82	215.575	215.774	215.477	212.442	213.153
Alumina & aluminum production & processing.....	3313		12/03	196.022	187.438	177.211	168.030	162.745
Alumina & aluminum production & processing.....	33131		12/03	196.135	187.546	177.314	168.127	162.839
Secondary smelting and alloying of aluminum.....	331314		12/03	214.295	214.790	207.881	201.389	197.000
Primary products.....		331314-P	06/80	235.630	235.605	227.544	219.984	214.460
Aluminum ingot, including billet, made by secondary smelters.....		331314-2	12/03	228.314	228.279	219.551	211.398	205.439
Aluminum and aluminum-base alloys powders, paste, and flakes.....		331314-5	12/03	131.680	131.724	131.893	131.893	—
Secondary products and miscellaneous receipts.....		331314-SM						
Miscellaneous receipts.....		331314-M	06/80	210.210	214.723	—	—	—
Aluminum sheet, plate, and foil mfg.....	331315		06/81	259.851	252.504	238.746	227.532	216.954
Primary products.....		331315-P	06/81	268.567	260.974	246.754	235.164	224.231
Aluminum sheet, plate, and foil.....		331315-0	06/81	268.567	260.974	246.754	235.164	224.231
Other aluminum rolling, drawing, and extruding.....	331318		12/81	327.865	314.344	292.534	276.159	265.371
Primary products.....		331318-P	12/81	343.734	328.924	304.997	286.710	274.889
Extruded aluminum rod, bar, and other extruded shapes.....		331318-1	12/81	365.948	350.061	324.700	305.427	292.921
Extruded and drawn aluminum tube.....		331318-3	12/94	163.692	157.160	145.277	135.712	129.737
Secondary products and miscellaneous receipts.....		331318-SM						
Nonferrous (exc alum) production & processing.....	3314		12/03	302.183	290.807	286.170	267.168	270.666
Nonferrous metal (except aluminum) smelting and refining.....	33141		12/03	339.574	312.411	307.379	279.831	278.376

See footnotes at end of table.

Table 11. Producer price indexes for net output of selected industries and their products, not seasonally adjusted — Continued
 [August 2022]

Title ¹	Industry code	Product code	Index base	Unadjusted index ²				
				Apr. 2022	May 2022 ^P	June 2022 ^P	July 2022 ^P	Aug. 2022 ^P
Nonferrous metal (except aluminum) smelting and refining.....	331410		12/09	133.671	122.979	121.000	110.148	109.575
Primary products.....		331410-P	12/09	138.712	127.665	125.756	113.503	112.841
Primary smelting and refining of copper.....		331410-1	06/80	312.902	298.357	298.009	281.490	—
Secondary products and miscellaneous receipts.....		331410-SM1						
Copper rolling/drawing/extruding & alloying.....	33142		12/03	350.588	340.322	332.894	306.962	309.416
Copper rolling, drawing, extruding, and alloying.....	331420		12/11	138.442	134.387	131.454	121.213	122.183
Primary products.....		331420-P	12/11	138.675	134.352	131.396	120.626	121.885
Copper wire and cable.....		331420-A	12/03	313.515	307.790	293.805	276.499	274.882
Copper and copper alloy sheet, strip, and plate.....		331420-5	12/80	532.295	494.363	493.987	428.888	444.806
Secondary smelting, refining, and alloying of copper.....		331420-8	12/03	421.312	422.221	424.859	408.070	408.602
Copper and copper alloy rod, bar, and shapes.....		331420-9	12/80	591.627	561.173	566.401	488.374	490.582
Secondary products and miscellaneous receipts.....		331420-SM						
Secondary products.....		331420-S	12/11	132.662	133.437	129.718	126.724	—
Other nonferrous roll/draw/extruding/alloying.....	33149		12/03	246.613	240.800	238.491	227.818	233.837
Nonferrous metal (except copper and aluminum) rolling, drawing, and extruding.....	331491		12/03	209.051	210.395	211.426	221.982	218.336
Primary products.....		331491-P	12/03	180.776	181.914	182.745	192.006	188.717
All other nonferrous metal mill shapes.....		331491-D	06/82	305.796	303.794	302.249	304.153	300.441
Nickel and nickel-base alloy mill shapes.....		331491-2	06/82	272.619	278.111	279.945	309.982	298.090
Titanium and titanium-base alloy mill shapes.....		331491-3	06/82	164.988	165.716	168.045	179.744	179.744
Secondary products and miscellaneous receipts.....		331491-SM						
Secondary products.....		331491-S	06/82	366.371	373.803	372.668	372.668	373.115
Secondary smelting, refining, and alloying of nonferrous metal (except copper and aluminum).....	331492		12/03	283.513	272.909	268.378	243.805	256.202
Primary products.....		331492-P	12/03	284.255	272.865	267.975	241.560	254.913
Secondary products and miscellaneous receipts.....		331492-SM						
Foundries.....	3315		12/03	193.221	195.147	195.201	196.713	195.775
Ferrous metal foundries.....	33151		12/84	278.061	281.242	281.353	284.449	282.628
Iron foundries.....	331511		12/80	329.411	333.219	333.508	333.682	333.137
Primary products.....		331511-P	12/80	315.835	319.896	320.186	320.382	319.756
Ductile iron pressure pipe and fittings.....		331511-1	12/80	424.891	434.830	422.476	421.460	428.470
Other ductile iron castings.....		331511-3	06/86	211.103	213.650	214.933	214.340	211.753
Other ductile iron castings for automotive uses.....		331511-31	06/12	109.762	111.300	111.556	111.233	109.144
Other ductile iron castings for all other uses.....		331511-32	06/12	135.181	136.613	137.815	137.449	136.480
Other gray iron castings.....		331511-9	12/03	200.977	201.922	203.861	204.821	204.471
Secondary products and miscellaneous receipts.....		331511-SM						
Steel investment foundries.....	331512		06/81	358.782	359.876	357.848	370.678	365.007
Primary products.....		331512-P	06/81	341.995	342.927	340.932	353.549	347.969
Steel investment castings.....		331512-0	06/81	341.995	342.927	340.932	353.549	347.969
Secondary products and miscellaneous receipts.....		331512-SM						
Secondary products.....		331512-S	06/81	496.942	503.564	503.564	503.564	503.731
Steel foundries, except investment.....	331513		06/81	252.839	257.850	259.199	263.071	260.374
Primary products.....		331513-P	12/03	192.396	196.050	197.058	200.214	198.116
Carbon steel castings, except investment.....		331513-1	06/81	277.669	282.941	286.418	287.839	287.824
Alloy steel castings, excluding investment.....		331513-4	12/17	133.642	136.180	136.136	139.482	136.915
High alloy steel castings, except investment.....		331513-41	06/81	359.813	372.481	372.481	390.377	369.842
Other alloy steel castings, except investment.....		331513-43	12/03	181.991	183.977	183.887	186.203	186.142
Secondary products and miscellaneous receipts.....		331513-SM						
Nonferrous metal foundries.....	33152		12/84	238.698	240.531	240.551	241.183	240.658
Nonferrous metal die-casting foundries.....	331523		12/11	120.456	121.977	122.100	122.600	121.784
Primary products.....		331523-P	12/11	121.787	123.228	123.320	123.807	122.919
Aluminum die-castings.....		331523-1	06/83	188.210	190.542	190.820	191.555	190.681
Nonferrous (except aluminum) die-castings.....		331523-3	06/91	263.783	266.552	266.291	267.409	263.803
Secondary products and miscellaneous receipts.....		331523-SM						
Secondary products.....		331523-S	12/11	105.358	109.515	110.391	111.446	111.833
Aluminum foundries, except die-casting.....	331524		06/91	208.267	209.464	209.817	213.180	213.139
Primary products.....		331524-P	06/91	188.324	189.629	190.015	193.778	193.733
Aluminum castings, excluding die-castings.....		331524-0	06/91	188.324	189.629	190.015	193.778	193.733
Secondary products and miscellaneous receipts.....		331524-SM						
Secondary products.....		331524-S1	06/08	274.176	274.176	274.176	273.506	273.506
Other nonferrous metal foundries, except die-casting.....	331529		12/11	130.186	129.394	128.733	126.159	127.492
Primary products.....		331529-P	12/11	125.957	124.939	124.573	122.164	123.467
Copper foundries (excluding die-casting).....		331529-5	06/83	409.082	403.958	402.114	389.981	387.129
Secondary products and miscellaneous receipts.....		331529-SM						
Miscellaneous receipts.....		331529-M	12/11	173.577	177.273	167.876	—	—

See footnotes at end of table.

Table 11. Producer price indexes for net output of selected industries and their products, not seasonally adjusted — Continued
[August 2022]

Title ¹	Industry code	Product code	Index base	Unadjusted index ²				
				Apr. 2022	May 2022 ^P	June 2022 ^P	July 2022 ^P	Aug. 2022 ^P
Fabricated metal product mfg.....	332		12/84	266.158	269.582	271.562	272.436	273.060
Forging & stamping.....	3321		12/03	188.018	190.848	189.662	189.121	188.083
Forging & stamping.....	33211		12/03	188.048	190.879	189.693	189.152	188.113
Iron and steel forging.....	332111		12/83	188.853	196.808	199.418	198.939	191.041
Primary products.....		332111-P	12/83	186.273	194.565	197.285	196.786	188.553
Hot impression die impact, press and upset steel forgings.....		332111-1	12/83	192.418	203.176	207.782	208.277	198.149
Hot impression die impact, press and upset carbon steel forgings.....		332111-11	12/83	194.748	—	—	—	—
Hot impression die impact, press and upset alloy steel forgings.....		332111-12	12/83	181.284	189.478	191.082	189.990	184.773
Secondary products and miscellaneous receipts.....		332111-SM						
Nonferrous forging.....	332112		12/83	165.932	165.997	171.631	172.242	174.080
Primary products.....		332112-P	12/83	182.420	182.498	189.712	190.713	194.556
Hot impression die impact, press and upset nonferrous forgings.....		332112-4	12/83	191.732	191.821	200.054	201.197	205.583
Hot impression die impact, press, and upset aluminum and aluminum alloy forgings.....		332112-41	12/83	231.491	231.697	235.897	238.537	242.299
Hot impression die impact, press, and upset titanium and titanium alloy forgings.....		332112-42	12/83	131.487	131.487	144.141	144.141	144.222
Other nonferrous hot impression die impact, press, and upset forgings.....		332112-43	06/98	139.041	139.041	139.041	139.041	154.217
Secondary products and miscellaneous receipts.....		332112-SM						
Custom roll forming.....	332114		12/03	235.754	238.480	239.629	239.371	239.592
Primary products.....		332114-P	12/84	277.150	280.682	282.171	281.837	282.123
Custom roll formed products (steel, aluminum and other metal).....		332114-0	06/90	269.084	272.514	273.959	273.636	273.913
Secondary products and miscellaneous receipts.....		332114-SM						
Powder metallurgy part mfg.....	332117		12/03	132.465	132.549	132.713	133.983	—
Primary products.....		332117-P	12/03	133.055	133.140	133.304	134.580	—
Powder metallurgy parts.....		332117-0	12/91	136.559	136.646	136.814	138.124	—
Other metal stamping, except automotive.....	332119		06/84	261.322	262.953	253.680	251.806	253.668
Primary products.....		332119-P	12/03	202.257	203.686	195.748	195.560	197.511
Metal job stampings, except automotive.....		332119-3	06/84	269.236	271.627	260.589	260.274	263.537
Motor and generator metal job stamping.....		332119-32	06/07	135.758	135.758	135.758	135.758	135.758
Other metal job stampings.....		332119-33	06/07	169.122	171.553	171.379	171.541	173.616
Secondary products and miscellaneous receipts.....		332119-SM						
Miscellaneous receipts.....		332119-M	12/03	186.288	179.339	173.428	158.743	—
Cutlery & handtool mfg.....	3322		12/03	152.113	152.363	153.358	154.621	154.896
Cutlery & handtool mfg.....	33221		12/03	152.098	152.348	153.343	154.606	154.881
Metal cookware, cutlery, and flatware mfg.....	332215		12/11	125.107	125.107	125.305	125.946	126.221
Primary products.....		332215-P	12/11	123.838	123.838	124.056	124.753	124.753
Cutlery, scissors, shears, trimmers, and snips.....		332215-2	12/83	268.149	268.149	—	269.957	269.957
Secondary products and miscellaneous receipts.....		332215-SM						
Miscellaneous receipts.....		332215-M	12/11	134.698	134.698	134.698	134.795	138.085
Secondary products.....		332215-S	12/11	133.418	133.418	133.418	133.418	133.418
Saw blade, handsaw, and hand and edge tool mfg.....	332216		12/11	123.992	124.321	125.508	126.780	126.976
Primary products.....		332216-P	12/11	123.638	124.004	125.384	126.066	126.295
Saw blades and handsaws.....		332216-C	06/83	201.918	206.358	206.358	206.358	206.358
Edge tools, hand-operated.....		332216-4	06/96	194.243	194.243	195.373	195.373	195.373
All other miscellaneous hand tools, except handsaws.....		332216-7	12/11	133.632	133.632	133.657	134.297	134.297
Secondary products and miscellaneous receipts.....		332216-SM						
Miscellaneous receipts.....		332216-M	12/11	125.610	125.735	125.772	132.256	132.256
Secondary products.....		332216-S	12/11	129.626	129.685	129.718	130.723	130.709
Architectural & structural metals mfg.....	3323		12/03	251.782	256.052	257.224	257.115	257.641
Plate work & fabricated structural prod mfg.....	33231		12/03	275.480	279.522	279.984	277.728	277.477
Prefabricated metal buildings and components mfg.....	332311		12/81	501.121	520.080	504.808	500.158	508.062
Primary products.....		332311-P	12/81	520.667	542.661	525.211	520.085	529.602
Prefabricated metal bldg & component systems (excl. farm service bldgs, resid. bldgs, & parts).....		332311-1	12/81	552.132	565.520	564.783	556.232	553.719
Other prefabricated and portable metal buildings and parts.....		332311-3	12/81	452.878	490.737	442.068	443.482	475.518
Panels, parts, and sections for prefabricated buildings, steel and aluminum.....		332311-34	12/81	416.855	460.019	404.530	406.142	442.667
Secondary products and miscellaneous receipts.....		332311-SM						
Secondary products.....		332311-S	12/81	417.116	407.242	407.202	397.752	401.574
Fabricated structural metal mfg.....	332312		12/03	271.758	274.752	277.284	274.431	273.032
Primary products.....		332312-P	06/82	365.836	369.179	370.921	365.978	363.302
Fabricated structural metal bar joists and concrete reinforcing bars.....		332312-1	06/82	365.405	366.635	369.253	363.139	355.610
Fabricated structural iron and steel for industrial buildings metal bar joists, short span.....		332312-11	06/11	182.239	183.655	183.140	183.317	183.758
Fabricated structural iron & steel for commercial, residential, institutional, & public bldgs.....		332312-12	06/11	213.644	214.183	216.121	211.825	206.486

See footnotes at end of table.

Table 11. Producer price indexes for net output of selected industries and their products, not seasonally adjusted — Continued
[August 2022]

Title ¹	Industry code	Product code	Index base	Unadjusted index ²				
				Apr. 2022	May 2022 ^P	June 2022 ^P	July 2022 ^P	Aug. 2022 ^P
Fabricated structural metal mfg - Continued								
Other fabricated structural metal.....		332312-5	06/82	368.607	377.136	380.419	378.957	380.692
Fabricated structural metal for bridges.....		332312-6	06/82	278.974	276.438	265.170	256.016	272.059
Secondary products and miscellaneous receipts.....		332312-SM						
Miscellaneous receipts.....		332312-M1	01/21	182.529	180.581	189.702	189.559	189.160
Plate work mfg.....	332313		12/03	227.233	227.035	227.035	227.944	227.730
Primary products.....		332313-P	12/03	224.644	224.449	224.449	225.347	225.136
Fabricated plate work (stacks and weldments).....		332313-0	03/80	340.722	340.426	340.426	341.788	341.467
Ornamental & architectural metal prod mfg.....	33232		12/03	231.046	235.607	237.519	239.590	240.911
Metal window and door mfg.....	332321		06/83	396.657	405.311	406.766	407.666	408.449
Primary products.....		332321-P	06/83	413.519	423.717	425.228	426.295	426.827
Metal molding and trim and store fronts.....		332321-B	06/83	1,154.022	1,162.476	1,163.604	1,163.404	1,163.348
Metal windows (except storm sash).....		332321-D	06/83	380.367	399.701	399.784	401.155	403.455
Metal doors (except storm doors).....		332321-1	06/83	396.859	406.260	408.593	409.913	410.009
Metal window and door screens (except combination screens) and metal weather strip.....		332321-9	06/83	343.333	344.691	345.082	345.082	345.082
Secondary products and miscellaneous receipts.....		332321-SM						
Secondary products.....		332321-S	06/83	333.870	334.284	335.543	335.543	337.864
Sheet metal work mfg.....	332322		12/82	285.359	290.762	293.674	298.130	300.884
Primary products.....		332322-P	12/82	285.164	289.815	292.765	295.213	298.316
Sheet metal electronic enclosures.....		332322-C	06/11	132.426	136.706	136.965	140.575	140.010
Steel sheet metal computer & peripheral equipment enclosures.....		332322-C1	06/11	121.607	122.009	122.103	121.944	121.406
Aluminum sheet metal computer & peripheral equipment enclosures.....		332322-C2	06/11	155.269	168.784	168.799	170.407	168.467
Other sheet metal electronic enclosures (excluding computers).....		332322-C3	06/11	125.902	128.940	129.389	136.024	135.988
Other sheet metal work.....		332322-G	12/03	159.213	161.083	162.888	167.039	167.091
Aluminum and other sheet metal work.....		332322-G3	06/11	127.922	130.216	131.778	132.576	132.495
Sheet metal air-conditioning ducts and stove pipe.....		332322-1	12/03	282.406	289.055	290.205	290.205	290.205
Sheet metal roofing and roof drainage equipment.....		332322-7	12/03	239.427	240.616	250.880	247.488	246.219
Secondary products and miscellaneous receipts.....		332322-SM						
Secondary products.....		332322-S	12/03	180.618	186.918	189.100	198.838	199.365
Ornamental and architectural metal work mfg.....	332323		12/83	491.175	500.312	505.495	506.702	507.472
Primary products.....		332323-P	12/83	531.797	542.325	548.297	549.675	550.604
Ornamental and architectural metal work.....		332323-8	12/97	408.814	409.167	409.497	411.661	411.867
Iron, steel, and aluminum stairs, staircases, and fire escapes.....		332323-81	12/83	606.060	606.372	606.470	606.470	606.470
Steel and aluminum fences, gates (not wire), and railings and window guards.....		332323-82	12/97	291.867	292.363	293.051	298.297	298.795
Other architectural and ornamental work.....		332323-9	12/97	296.606	315.690	326.373	326.373	327.725
Other aluminum and metal architectural and ornamental work.....		332323-91	12/88	304.695	312.393	314.025	314.025	317.874
Other iron and steel architectural and ornamental work.....		332323-92	12/97	304.895	331.902	348.537	348.537	348.537
Metal stalls and corrals.....		332323-94	05/17	171.473	171.473	171.473	-	-
Secondary products and miscellaneous receipts.....		332323-SM						
Secondary products.....		332323-S	12/83	251.059	251.010	250.997	251.150	250.590
Boiler, tank & shipping container mfg.....	3324		12/03	220.887	223.045	225.500	224.746	224.975
Power boiler & heat exchanger mfg.....	33241		12/03	232.226	233.062	235.931	237.726	238.057
Power boiler and heat exchanger mfg.....	332410		12/03	232.353	233.189	236.065	237.861	238.192
Primary products.....		332410-P	12/03	231.677	232.210	235.365	237.198	237.554
Fabricated heat exchangers and steam condensers (excluding nuclear applications).....		332410-1	03/80	487.929	489.492	492.008	497.380	498.243
Steel power boilers (stationary and marine), parts and attachments (excl. nuclear applications).....		332410-6	05/21	-	-	112.174	-	-
Secondary products and miscellaneous receipts.....		332410-SM						
Metal tank (heavy gauge) mfg.....	33242		12/03	228.991	234.166	235.918	237.172	237.163
Metal tanks, heavy gauge, mfg.....	332420		12/03	228.855	234.030	235.783	237.040	237.031
Primary products.....		332420-P	12/03	222.590	227.731	229.534	230.916	230.901
Metal tanks, heavy gauge.....		332420-0	12/03	222.590	227.731	229.534	230.916	230.901
Secondary products and miscellaneous receipts.....		332420-SM						
Secondary products.....		332420-S	03/80	337.445	343.736	345.114	345.006	345.072
Light gauge metal container mfg.....	33243		12/84	224.837	225.975	228.797	225.978	226.311
Metal can mfg.....	332431		06/81	219.907	222.994	226.389	222.640	222.618
Primary products.....		332431-P	06/81	217.842	221.181	224.943	221.028	221.028
Steel cans and tinware products.....		332431-1	06/81	310.413	312.461	327.433	327.433	327.433
Aluminum cans (including lids, ends, and parts shipped separately).....		332431-3	06/81	161.453	164.714	164.714	160.194	160.194
Secondary products and miscellaneous receipts.....		332431-SM						
Secondary products.....		332431-S	06/81	227.631	-	-	-	-
Other metal container mfg.....	332439		12/03	287.963	281.760	282.918	283.123	284.909
Steel shipping barrels & drums, exc. beer barrels (more than 12-gallon capacity).....		332439-3	06/83	524.423	502.144	502.144	503.516	-

See footnotes at end of table.

Table 11. Producer price indexes for net output of selected industries and their products, not seasonally adjusted — Continued
 [August 2022]

Title ¹	Industry code	Product code	Index base	Unadjusted index ²				
				Apr. 2022	May 2022 ^p	June 2022 ^p	July 2022 ^p	Aug. 2022 ^p
Other metal container mfg - Continued								
All other metal containers.....		332439-6	12/03	224.280	224.280	225.603	225.603	225.603
Secondary products and miscellaneous receipts.....		332439-SM						
Secondary products.....		332439-S	12/03	220.546	220.546	224.083	224.083	224.083
Hardware mfg.....	3325		12/03	196.147	196.986	197.024	199.238	201.902
Hardware mfg.....	33251		12/03	196.147	196.986	197.024	199.238	201.902
Hardware mfg.....	332510		06/85	263.091	264.216	264.267	267.237	270.811
Primary products.....		332510-P	06/85	250.447	251.264	251.372	255.117	258.631
All other miscellaneous hardware.....		332510-A	06/85	466.674	466.110	466.110	468.826	469.602
Furniture hardware (excluding cabinet hardware).....		332510-2	06/85	289.361	301.787	301.787	300.712	300.712
Builders' hardware, including fabricated metal safe and vault locks, & cabinet hardware.....		332510-4	06/85	283.674	283.684	283.941	293.240	300.487
Motor vehicle hardware (lock units, door & window handles, window regulators, hinges, etc.).....		332510-6	06/85	166.510	166.510	166.510	164.989	164.989
Other transportation equipment hardware, incl. marine & aircraft (excl. motor vehicle hardware).....		332510-7	06/85	-	-	-	392.360	399.748
Secondary products and miscellaneous receipts.....		332510-SM						
Miscellaneous receipts.....		332510-M	07/85	391.821	391.821	387.755	387.755	387.755
Secondary products.....		332510-S	06/85	320.674	327.652	330.360	322.869	330.057
Spring & wire product mfg.....	3326		12/03	227.141	227.911	237.324	246.065	246.809
Spring & wire product mfg.....	33261		12/03	227.141	227.911	237.324	246.065	246.809
Spring mfg.....	332613		12/11	153.926	153.939	168.234	171.463	171.556
Primary products.....		332613-P	12/11	159.327	159.354	175.465	179.114	179.226
Cold formed steel springs, except wire.....		332613-3	06/81	296.260	296.433	296.498	295.281	295.674
Hot formed steel springs, except wire.....		332613-4	06/81	268.585	268.585	278.975	278.975	283.623
Precision mechanical wire springs.....		332613-5	12/82	252.783	252.752	253.185	274.560	274.477
Precision mechanical extension- and torsion-type wire springs.....		332613-51	06/01	210.046	210.046	210.382	222.536	222.536
Precision mechanical compression-type wire springs.....		332613-52	06/01	170.534	170.504	170.804	187.151	187.071
Secondary products and miscellaneous receipts.....		332613-SM						
Secondary products.....		332613-S	12/11	110.526	110.266	109.903	109.561	109.406
Other fabricated wire product mfg.....	332618		12/82	322.652	324.536	325.576	341.967	343.685
Primary products.....		332618-P	12/82	305.183	306.540	308.199	311.317	313.999
Other ferrous wire products, excluding springs, made from purchased wire.....		332618-B	12/82	328.288	330.917	332.285	332.879	335.551
Other fabricated wire products, made from purchased wire.....		332618-2	06/85	163.746	163.746	165.981	170.704	173.518
Ferrous wire cloth and other ferrous woven wire products, made from purchased wire.....		332618-3	12/82	183.337	183.337	183.337	184.814	187.058
Steel fencing and fence gates, made from purchased wire.....		332618-7	12/82	517.483	517.483	502.582	504.587	508.597
Steel nails, staples, tacks, spikes, and brads, made from purchased wire.....		332618-9	12/03	237.776	244.103	250.375	252.361	251.705
Secondary products and miscellaneous receipts.....		332618-SM						
Secondary products.....		332618-S	12/82	651.595	666.204	673.388	672.247	671.415
Mach shops, turn prod, screw, nut, bolt mfg.....	3327		12/03	156.506	159.735	160.770	161.720	162.580
Machine shops.....	33271		12/03	140.142	142.085	143.300	143.332	144.330
Machine shops.....	332710		06/84	186.424	189.009	190.624	190.666	191.994
Primary products.....		332710-P	06/84	184.462	187.238	188.912	188.932	190.225
Machine shop job work and job order repairs.....		332710-0	06/84	183.175	185.931	187.594	187.613	188.897
Secondary products and miscellaneous receipts.....		332710-SM						
Turned product & screw, nut & bolt mfg.....	33272		12/84	227.264	233.755	234.716	237.636	238.452
Precision turned product mfg.....	332721		12/83	223.818	228.639	229.632	230.866	232.620
Primary products.....		332721-P	12/83	210.089	214.905	215.898	217.131	218.883
Precision turned products, automotive.....		332721-1	12/83	155.773	155.773	155.773	155.773	155.773
Precision turned products, except automotive.....		332721-3	12/83	235.105	241.966	243.381	245.137	247.633
Secondary products and miscellaneous receipts.....		332721-SM						
Bolt, nut, screw, rivet, and washer mfg.....	332722		06/82	254.364	264.337	265.332	271.404	270.688
Primary products.....		332722-P	06/82	260.759	272.098	273.423	277.269	276.483
Nonthreaded metal fasteners (except aircraft types).....		332722-B	06/82	252.124	254.368	253.676	258.042	258.460
Aircraft fasteners, except plastics (including aerospace).....		332722-1	06/82	475.015	517.182	517.182	517.182	517.182
Externally threaded metal fasteners (except aircraft types).....		332722-3	06/82	225.970	234.400	237.005	243.197	241.447
Hex bolts, including heavy, tap-and-joint (excluding high-strength structural & aircraft types).....		332722-3122	06/82	199.408	199.955	200.741	205.573	205.479
Other metal bolts, including square, round, plow, high-strength structural, & bent bolts.....		332722-3133	12/99	254.794	268.052	268.052	272.033	272.033
Cap, set, machine, lag, flange, and self-locking screws (except aircraft types) ..		332722-3144	12/87	272.703	281.582	283.095	287.838	284.975
Other externally threaded metal fasteners, including studs (except aircraft types).....		332722-3199	12/99	174.587	182.079	187.536	195.770	-
Internally threaded fasteners (except aircraft types).....		332722-5	06/82	143.548	143.719	143.852	146.096	146.629
Secondary products and miscellaneous receipts.....		332722-SM						

See footnotes at end of table.

Table 11. Producer price indexes for net output of selected industries and their products, not seasonally adjusted — Continued
[August 2022]

Title ¹	Industry code	Product code	Index base	Unadjusted index ²				
				Apr. 2022	May 2022 ^P	June 2022 ^P	July 2022 ^P	Aug. 2022 ^P
Bolt, nut, screw, rivet, and washer mfg - Continued								
Miscellaneous receipts.....		332722-M	06/82	200.183	200.183	197.142	245.261	244.814
Coating/engrave/heat treating & other activity.....	3328		12/03	159.639	160.346	160.095	163.003	163.977
Coating/engrave/heat treating & other activity.....	33281		12/84	219.642	220.614	220.269	224.270	225.610
Metal heat treating.....	332811		06/85	196.886	198.495	198.760	206.209	206.209
Primary products.....		332811-P	06/85	184.467	185.975	186.223	191.280	191.280
Heat treating of metal for the trade (pickling, annealing, etc.).....		332811-0	06/85	184.467	185.975	186.223	191.280	191.280
Secondary products and miscellaneous receipts.....		332811-SM						
Metal coating and nonprecious engraving.....	332812		12/84	200.728	201.153	200.366	201.269	201.787
Primary products.....		332812-P	12/84	208.905	209.372	208.507	209.500	210.068
Metal coating, engraving, and allied services.....		332812-0	12/84	208.905	209.372	208.507	209.500	210.068
Secondary products and miscellaneous receipts.....		332812-SM						
Electroplating, anodizing and coloring metal.....	332813		12/84	233.496	234.712	234.727	240.615	244.906
Primary products.....		332813-P	12/84	238.686	239.930	239.930	245.942	250.461
Electroplating, plating, polishing, anodizing and coloring metal.....		332813-0	12/84	238.686	239.930	239.930	245.942	250.461
Secondary products and miscellaneous receipts.....		332813-SM						
Other fabricated metal product mfg.....	3329		12/03	196.381	198.144	201.321	201.524	201.754
Metal valve mfg.....	33291		12/03	208.666	211.824	213.549	214.668	216.264
Industrial valve mfg.....	332911		06/91	294.860	304.143	304.642	304.854	311.177
Primary products.....		332911-P	06/91	305.539	314.756	315.327	315.574	322.548
Automatic regulating and control valves and parts (except nuclear), power operated.....		332911-F	12/82	375.405	376.204	379.161	379.161	379.227
Industrial valves for water works and municipal equipment (IBBM, AWWA, and UL).....		332911-N	06/91	-	-	-	-	-
Industrial ball valves (all metals, pressures, and types), incl. manual & power operated.....		332911-Q	06/91	380.680	415.969	415.969	416.207	423.077
Industrial butterfly valves (all metals, pressures, and types), incl. manual & power operated.....		332911-R	06/91	233.197	238.528	240.100	240.373	249.592
All other miscellaneous industrial valves.....		332911-X	06/91	258.622	265.173	264.936	266.189	281.523
Gates, globes, angles and other industrial valves.....		332911-1	06/91	341.649	342.383	342.383	342.383	351.578
Secondary products and miscellaneous receipts.....		332911-SM						
Miscellaneous receipts.....		332911-M	06/91	213.806	227.329	227.329	227.329	227.329
Secondary products.....		332911-S	06/91	244.353	251.683	251.841	251.867	256.103
Fluid power valve and hose fitting mfg.....	332912		06/91	256.749	256.856	261.812	262.582	262.365
Primary products.....		332912-P	06/91	263.257	263.585	268.248	269.482	269.568
Nonaerospace type hydraulic and pneumatic assemblies of hose.....		332912-N	12/98	136.036	136.189	137.971	137.971	138.439
Nonaerospace type flared (metal) fittings, couplings and assemblies.....		332912-T	06/91	207.372	207.372	213.615	223.838	223.838
Nonaerospace type flareless fittings and couplings (incl. nonmetal fittings).....		332912-U	06/91	216.347	216.347	228.958	229.335	229.335
Parts for fluid power valves.....		332912-X	01/20	115.948	116.200	117.292	120.969	-
Aerospace type hydraulic fluid power valves.....		332912-1	06/91	181.505	181.505	181.505	181.505	181.505
Nonaerospace type hydraulic directional control valves.....		332912-5	06/91	231.326	231.326	231.351	231.351	231.351
Nonaerospace type hydraulic valves, except directional control.....		332912-7	12/98	247.557	250.654	250.654	250.654	251.130
Nonaerospace type pneumatic directional control valves.....		332912-9	06/91	244.861	244.861	244.861	244.893	244.893
Secondary products and miscellaneous receipts.....		332912-SM						
Miscellaneous receipts.....		332912-M	12/98	202.207	202.207	206.724	206.724	206.790
Secondary products.....		332912-S1	12/11	109.611	108.834	112.182	111.431	109.947
Plumbing fixture fitting and trim mfg.....	332913		06/83	358.226	359.288	361.312	363.638	357.743
Primary products.....		332913-P	06/83	350.405	351.747	352.745	354.974	355.244
Miscellaneous metal and nonmetal plumbing fixtures, fittings, and trim.....		332913-6	06/83	391.221	391.221	394.619	401.274	394.116
Metal and nonmetal lavatory and sink fittings, excluding single control.....		332913-7	06/98	181.332	182.101	182.101	182.496	185.926
Secondary products and miscellaneous receipts.....		332913-SM						
Other metal valve and pipe fitting mfg.....	332919		12/82	360.584	364.657	366.818	374.046	376.776
Primary products.....		332919-P	12/82	388.618	392.436	394.746	403.166	406.522
Plumbing and heating valves and specialties, except plumbers' brass goods.....		332919-1	12/82	374.609	374.609	374.609	378.099	378.099
Metal fittings, flanges, and unions for pipe fittings.....		332919-4	12/82	467.391	472.828	476.118	487.309	492.089
Secondary products and miscellaneous receipts.....		332919-SM						
Secondary products.....		332919-S	12/82	236.324	236.872	239.982	244.163	244.163
All other fabricated metal product mfg.....	33299		12/03	187.934	188.643	192.982	192.410	191.549
Ball and roller bearing mfg.....	332991		06/83	321.786	324.241	334.070	340.756	340.729
Primary products.....		332991-P	06/83	314.222	316.600	325.041	331.033	331.023
Ball bearings, complete, unmounted.....		332991-1	06/83	274.838	274.838	279.497	281.126	281.094
Tapered roller bearings (including cups & cones), unmounted.....		332991-3	06/83	350.508	356.562	375.560	387.142	387.142
Other roller bearings, unmounted.....		332991-5	06/83	342.720	342.720	344.350	358.764	358.764
Mounted bearings (excluding plain).....		332991-7	06/83	443.874	453.523	464.893	464.893	464.251

See footnotes at end of table.

Table 11. Producer price indexes for net output of selected industries and their products, not seasonally adjusted — Continued
 [August 2022]

Title ¹	Industry code	Product code	Index base	Unadjusted index ²				
				Apr. 2022	May 2022 ^P	June 2022 ^P	July 2022 ^P	Aug. 2022 ^P
Ball and roller bearing mfg - Continued								
Parts and components for ball and roller bearings (including balls and rollers) sold separately.....		332991-9	06/83	202.835	203.423	206.984	206.984	207.227
Secondary products and miscellaneous receipts.....		332991-SM						
Secondary products.....		332991-S	06/83	—	—	349.335	360.251	360.808
Small arms ammunition mfg.....	332992		06/85	296.854	299.768	300.617	300.617	300.617
Primary products.....		332992-P	06/85	327.881	332.127	333.503	333.503	333.503
Small arms ammunition.....		332992-0	12/06	205.748	208.412	209.276	209.276	209.276
All other ammo products, incl. industrial shells & cartridges, air gun ammo, percussion caps.....		332992-07	06/02	191.172	192.982	192.982	192.982	192.982
Secondary products and miscellaneous receipts.....		332992-SM						
Secondary products.....		332992-S	05/95	113.782	113.782	113.782	113.782	113.782
Ammunition, except small arms, manufacturing.....	332993		12/85	257.696	258.283	258.408	259.038	265.073
Primary products.....		332993-P	12/85	233.949	233.949	233.949	235.096	245.315
Ammunition (excluding small arms), more than 30 mm (1.18 in.).....		332993-0	12/85	233.949	233.949	233.949	235.096	245.315
Secondary products and miscellaneous receipts.....		332993-SM1						
Fabricated pipe and pipe fitting mfg.....	332996		06/81	436.704	436.581	456.988	446.208	437.321
Primary products.....		332996-P	06/81	385.973	385.852	400.477	389.880	381.144
Fabricated pipe and pipe fittings made from purchased pipe.....		332996-0	12/02	255.249	255.169	264.840	257.833	252.056
Secondary products and miscellaneous receipts.....		332996-SM						
Miscellaneous fabricated metal product mfg.....	332999		12/03	178.640	179.439	183.466	182.414	181.431
Primary products.....		332999-P	12/03	180.243	181.160	185.232	184.024	182.749
All other miscellaneous fabricated metal products.....		332999-N	06/85	236.422	237.640	243.049	241.398	239.657
Secondary products and miscellaneous receipts.....		332999-SM						
Secondary products.....		332999-S	12/03	183.583	183.583	187.632	187.665	187.682
Small arms, ordnance, and ordnance accessories mfg.....	33299T		12/11	105.632	105.632	105.632	106.592	106.592
Primary products.....		33299T-P	12/11	105.900	105.900	105.900	106.970	106.970
Single barrel shotguns, other small firearms n.e.c., and parts & attachments for small arms.....		33299T-45	06/13	106.008	106.008	106.008	106.008	106.008
Secondary products and miscellaneous receipts.....		33299T-SM						
Machinery manufacturing.....	333		12/03	164.440	166.002	167.264	168.260	169.140
Agricultural, construction, and mining machinery mfg.....	3331		12/03	166.050	167.404	168.898	169.455	171.629
Agricultural implement manufacturing.....	33311		12/03	161.443	162.928	165.836	166.035	167.018
Farm machinery and equipment mfg.....	333111		12/82	267.785	270.158	275.230	275.525	277.426
Primary products.....		333111-P	12/82	269.455	270.868	275.714	275.983	277.921
Haying machinery and attachments.....		333111-A	12/82	306.220	306.220	306.220	306.220	306.220
Parts for farm machinery, for sale separately.....		333111-C	12/82	247.894	249.362	247.491	250.975	252.831
Farm plows, harrows, rollers, pulverizers, etc., and attachments.....		333111-E	12/02	244.561	244.561	268.136	268.136	274.834
All other farm machinery and equipment, excluding parts, including attachments....		333111-G	12/82	367.307	366.440	366.211	368.908	374.794
Commercial turf and grounds care equipment, including parts and attachments....		333111-J	12/82	249.605	249.605	250.029	250.029	255.932
Farm dairy equipment, sprayers and dusters, farm blowers, and attachments.....		333111-I	12/82	261.868	265.693	268.608	277.023	277.211
Planting, seeding, and fertilizing machinery and attachments.....		333111-7	12/82	275.167	285.380	285.431	262.573	262.940
Harvesting machinery (except hay and straw) and attachments.....		333111-9	12/82	286.637	286.319	298.502	301.302	301.302
Secondary products and miscellaneous receipts.....		333111-SM						
Miscellaneous receipts.....		333111-M	12/82	259.834	282.727	290.371	291.463	292.708
Secondary products.....		333111-S	12/82	247.992	250.471	256.182	257.677	259.539
Lawn and garden equipment mfg.....	333112		12/82	157.340	159.045	161.117	161.421	161.560
Primary products.....		333112-P	12/82	159.687	161.718	164.097	164.386	164.436
Consumer nonriding lawn, garden, and snow equipment.....		333112-1	12/82	143.063	143.306	144.834	144.834	144.834
Consumer riding lawn, garden, and snow equipment.....		333112-3	12/82	178.222	178.222	183.803	184.583	184.665
Parts and attachments for consumer lawn, garden, and snow equipment.....		333112-7	06/03	142.671	151.333	151.333	151.678	151.804
Secondary products and miscellaneous receipts.....		333112-SM						
Secondary products.....		333112-S	12/82	143.635	143.029	143.140	143.728	144.789
Construction machinery manufacturing.....	33312		12/03	169.493	170.538	171.212	172.510	177.259
Construction machinery mfg.....	333120		12/80	302.832	304.699	305.902	308.222	316.707
Primary products.....		333120-P	12/80	295.305	296.284	297.701	299.035	308.165
Power cranes, loaders, dozers, tractors, off-highway trucks, mixers, pavers, backhoes, etc.....		333120-1	12/03	167.885	168.510	169.014	169.489	176.376
Power cranes, draglines, & shovels (excavators) (incl. surface mining equip.) (excluding parts).....		333120-11	12/99	169.332	170.173	170.261	171.178	179.540
Mixers, pavers, and related equipment (excluding parts).....		333120-12	12/80	290.003	298.816	299.024	299.066	312.521
Off-highway trucks, haulers, truck-type tractor chassis, trailers, etc. (excluding parts).....		333120-13	12/03	171.000	171.000	171.000	173.928	176.321
Tractor shovel loaders (skid steer, wheel, crawler, and integral design backhoes).....		333120-14	12/80	311.373	311.373	311.585	311.600	327.440
Construction wheel and crawler tractors, dozers, self-propelled log skidders, etc.....		333120-15	12/03	166.212	166.634	168.357	168.357	172.154

See footnotes at end of table.

Table 11. Producer price indexes for net output of selected industries and their products, not seasonally adjusted — Continued
[August 2022]

Title ¹	Industry code	Product code	Index base	Unadjusted index ²				
				Apr. 2022	May 2022 ^P	June 2022 ^P	July 2022 ^P	Aug. 2022 ^P
Construction machinery mfg - Continued								
Graders, rollers & compactors, rough-terrain forklifts, scrapers, trenchers, etc. (excl. parts).....		333120-16	12/03	187.013	187.013	187.013	187.013	197.557
Construction machinery for mounting (excluding parts, winches, snow clearing attachments).....		333120-17	12/99	164.630	164.630	164.672	164.672	170.819
Parts for construction machinery and equipment, sold separately.....		333120-9	12/99	175.497	176.516	181.207	181.660	182.770
Parts for cranes, draglines, and shovels (including surface mining equipment) (sold separately).....		333120-91	06/07	160.050	162.176	162.176	162.825	162.825
Parts for off-highway wheel tractors and shovel loaders (sold separately).....		333120-92	06/07	132.362	132.362	137.233	137.285	137.285
Parts for other construction machinery (sold separately).....		333120-93	06/07	140.647	141.136	146.524	146.867	148.516
Secondary products and miscellaneous receipts.....		333120-SM						
Miscellaneous receipts.....		333120-M	12/80	475.804	490.912	490.237	507.402	509.427
Secondary products.....		333120-S	12/80	279.742	280.652	280.641	280.641	280.641
Mining and oil and gas field machinery mfg.....	33313		12/03	176.569	178.248	178.812	178.871	179.208
Mining machinery and equipment mfg.....	333131		06/81	367.253	369.763	370.192	370.192	372.203
Primary products.....		333131-P	06/81	391.820	394.689	395.198	395.198	396.759
Mining machinery and equipment (except parts sold separately).....		333131-2	09/19	125.757	126.793	126.887	126.887	127.224
Underground mining machinery (except parts sold separately).....		333131-21	06/81	458.258	458.258	458.258	458.258	458.258
Mineral processing & beneficiation machinery (except parts sold separately).....		333131-23	06/81	430.075	442.949	442.949	442.949	442.949
Crushing, pulverizing & screening machinery (except parts sold separately).....		333131-25	06/81	432.418	441.052	441.052	441.052	441.052
Drills and other mining machinery (except parts sold separately).....		333131-27	06/81	398.521	418.698	422.897	422.897	438.036
Parts and attachments for mining machinery and equipment (sold separately).....		333131-9	06/81	317.121	318.569	319.510	319.510	322.022
Secondary products and miscellaneous receipts.....		333131-SM						
Miscellaneous receipts.....		333131-M	06/81	256.721	256.721	256.721	256.721	263.470
Oil and gas field machinery and equipment mfg.....	333132		12/80	285.584	288.584	289.708	289.840	290.007
Primary products.....		333132-P	12/80	281.786	285.028	286.163	286.163	286.163
Oil and gas field production machinery and equipment (except pumps).....		333132-A	12/80	242.847	252.051	254.921	254.921	254.921
Oil and gas field production machinery and equipment (except pumps and parts sold separately).....		333132-A1	12/10	126.518	131.994	132.835	132.835	132.835
Parts and attachments for oil and gas field production machinery and equipment (except pumps).....		333132-A2	12/10	118.282	119.627	124.040	124.040	124.040
Rotary oil and gas field drilling machinery and equipment.....		333132-1	12/86	293.038	293.231	293.231	293.231	293.231
Other oil and gas field drilling machinery and equipment.....		333132-8	12/86	257.167	257.167	258.519	258.519	-
Secondary products and miscellaneous receipts.....		333132-SM						
Industrial machinery manufacturing.....	3332		12/84	229.772	231.483	231.848	232.295	229.478
Other industrial machinery manufacturing.....	33324		12/84	226.611	228.298	228.659	229.099	226.321
Food product machinery mfg.....	333241		12/83	320.863	325.164	328.211	332.345	332.535
Primary products.....		333241-P	12/83	333.088	338.424	341.294	343.824	343.990
Dairy and milk products plant machinery and equipment.....		333241-1	12/83	322.837	322.837	333.769	335.163	335.163
Commercial food products machinery (except packaging and cooking equipment).....		333241-3	12/83	293.215	293.225	293.247	297.364	297.698
Industrial food products machinery for processing foods, beverages, & animal & fowl feed.....		333241-5	12/83	343.128	358.135	359.957	360.518	360.518
Other industrial food and feed machinery.....		333241-51	12/12	132.749	141.235	142.630	143.061	143.061
Machinery for sorting, grading, and cleaning fruits, vegetables, eggs, and for processing meat.....		333241-52	12/12	144.952	146.699	146.699	146.699	146.699
Parts and attachments for industrial food and feed products machinery.....		333241-53	12/12	135.061	140.533	140.533	140.533	140.533
Secondary products and miscellaneous receipts.....		333241-SM						
Miscellaneous receipts.....		333241-M	12/83	220.821	220.536	224.762	237.779	238.143
Secondary products.....		333241-S	12/83	309.896	309.896	310.603	310.603	310.603
Semiconductor machinery mfg.....	333242		12/03	91.044	91.045	91.047	91.048	91.053
Primary products.....		333242-P	12/03	89.211	89.211	89.211	89.211	89.211
Semiconductor machinery and parts.....		333242-0	06/87	114.781	114.781	114.781	114.781	114.781
Secondary products and miscellaneous receipts.....		333242-SM						
Miscellaneous receipts.....		333242-M	12/03	110.554	110.557	110.642	110.679	110.866
Sawmill, woodworking and paper machinery mfg.....	333243		12/11	132.858	134.571	136.402	136.438	137.773
Primary products.....		333243-P	12/11	132.599	134.380	136.385	136.427	137.762
Sawmill and woodworking machinery.....		333243-A	12/80	321.194	326.373	328.109	328.109	328.109
Sawmill and woodworking machinery, excluding parts & attachments.....		333243-A3	06/12	161.177	164.276	165.001	165.001	165.001
Parts, attachments & accessories for sawmill & woodworking machinery.....		333243-A4	06/12	159.635	159.635	161.247	161.247	161.247
Paper industry machinery.....		333243-B	06/82	257.460	260.715	265.339	265.444	268.793
Paper industry machinery, excluding parts & attachments.....		333243-B1	12/03	138.260	138.492	140.023	140.130	140.130
Parts and attachments for paper industry machinery.....		333243-B2	06/82	251.576	257.806	264.239	264.239	271.127
Secondary and miscellaneous receipts.....		333243-SM						
Miscellaneous receipts.....		333243-M	12/11	132.632	133.813	133.813	133.813	133.813
Printing machinery and equipment mfg.....	333244		12/82	186.855	187.240	188.106	188.603	189.847
Primary products.....		333244-P	12/82	177.883	178.318	179.304	179.868	181.216
All other miscellaneous printing trades machinery, including parts.....		333244-A	12/88	133.425	133.920	135.042	135.684	137.216

See footnotes at end of table.

Table 11. Producer price indexes for net output of selected industries and their products, not seasonally adjusted — Continued
[August 2022]

Title ¹	Industry code	Product code	Index base	Unadjusted index ²				
				Apr. 2022	May 2022 ^P	June 2022 ^P	July 2022 ^P	Aug. 2022 ^P
Printing machinery and equipment mfg - Continued								
Other printing machinery and equipment, including pre-press preparation and typesetting.....		333244-A7	06/01	91.088	92.078	94.627	95.030	98.054
Parts, attachments, and accessories for printing trades machinery.....		333244-A8	06/01	133.692	133.777	133.777	134.443	134.732
Secondary products and miscellaneous receipts.....		333244-SM						
Secondary products.....		333244-S	12/82	193.990	194.126	194.072	194.276	194.907
Other industrial machinery mfg.....	333249		12/11	168.367	169.847	169.405	169.385	164.645
Primary products.....		333249-P	12/11	174.567	176.037	175.409	175.382	169.990
Plastics-working machinery and equipment and parts, excluding patterns and molds.....		333249-1	12/81	239.028	239.174	240.570	240.523	238.774
Parts for plastics-working machinery.....		333249-14	12/08	106.109	106.109	106.109	106.109	106.134
Plastics-working machinery and equipment, excluding patterns, molds, and parts sold separately.....		333249-19	12/08	123.228	123.319	124.191	124.162	123.063
Textile machinery (except parts, attachments, and accessories).....		333249-5	12/80	211.599	212.495	212.495	212.495	212.495
Parts and attachments for textile machinery.....		333249-7	12/80	237.995	237.995	237.995	237.995	237.995
All other industrial machinery.....		333249-8	12/03	240.540	243.016	241.684	241.645	232.673
Secondary products and miscellaneous receipts.....		333249-SM						
Miscellaneous receipts.....		333249-M	12/11	122.249	124.106	125.243	125.243	125.262
Commercial and service industry machinery.....	3333		12/03	142.754	145.560	146.452	148.203	148.817
Commercial and service industry machinery.....	33331		12/03	142.739	145.544	146.436	148.188	148.801
Optical instrument and lens mfg.....	333314		06/91	124.107	124.183	123.804	123.804	124.730
Primary products.....		333314-P	06/91	124.094	124.177	123.763	123.763	124.775
All other miscellaneous optical instruments and lenses (including binoculars and astronomical).....		333314-3	12/98	114.941	115.112	114.260	114.260	116.345
Secondary products and miscellaneous receipts.....		333314-SM						
Photographic and photocopying equipment mfg.....	333316		12/03	124.519	124.519	124.519	—	—
Primary products.....		333316-P	12/03	132.754	132.754	132.754	—	—
Motion picture & other photographic equipment, n.e.c.....		333316-4	06/07	138.250	138.250	138.250	—	—
Secondary products and miscellaneous receipts.....		333316-SM						
Other commercial and service industry machinery mfg.....	333318		12/11	128.887	132.243	133.403	135.509	136.035
Primary products.....		333318-P	12/11	128.837	132.165	133.210	135.203	135.738
Commercial cooking and food warming equipment.....		333318-A	06/82	379.508	406.713	412.882	427.303	427.303
Commercial non electric cooking and food warming equipment, excluding parts and accessories.....		333318-A1	06/07	175.738	194.373	194.373	201.046	201.046
Commercial electric cooking and food warming equipment, excluding parts and accessories.....		333318-A2	06/07	151.701	156.362	162.957	167.938	167.938
Parts and accessories for commercial cooking and food warming equipment.....		333318-A3	06/07	151.714	151.714	155.189	163.708	163.708
Electronic teaching machines, teaching aids, etc., including kits.....		333318-H	09/16	103.052	103.052	103.052	103.052	—
Miscellaneous machinery products.....		333318-J	09/16	124.299	126.048	126.773	128.584	129.570
Other service industry equipment.....		333318-J4	09/16	124.568	125.158	125.967	127.951	129.100
Commercial and industrial floor and carpet cleaning machines, excluding vacuum cleaners.....		333318-J5	09/16	123.705	131.125	131.282	131.822	131.822
Commercial laundry and drycleaning machinery.....		333318-5	12/82	309.904	314.022	314.022	314.022	319.543
Secondary products and miscellaneous receipts.....		333318-SM						
Miscellaneous receipts.....		333318-M	12/11	118.070	123.101	124.229	126.763	127.063
Secondary products.....		333318-S	12/11	142.681	142.627	146.138	149.503	150.221
HVAC and commercial refrigeration equipment.....	3334		12/03	200.056	202.328	205.039	206.611	207.162
HVAC and commercial refrigeration equipment.....	33341		12/03	200.056	202.328	205.039	206.611	207.162
Fan, blower, air purification equipment mfg.....	333413		12/11	143.471	143.758	144.058	145.187	144.982
Primary products.....		333413-P	12/11	142.078	142.385	142.660	143.857	143.641
Air purification equipment.....		333413-1	12/03	159.381	159.899	160.108	162.267	161.879
Dust collection and other air purification equipment for industrial gas cleaning systems.....		333413-11	12/83	223.605	223.605	223.605	225.447	225.447
Dust collection and other air purification equipment for cleaning incoming air.....		333413-13	12/83	238.213	239.744	240.363	244.830	243.681
Air filters for air-conditioners and furnaces, etc. of 2400 CFM or less, except parts.....		333413-131	06/09	155.983	155.834	156.263	159.151	157.880
Other dust collection and air purification equipment, except parts.....		333413-132	06/09	132.962	132.962	133.157	133.338	133.338
Parts for dust collection and air purification equipment.....		333413-133	06/09	137.749	142.136	142.570	147.295	147.295
Industrial and commercial fans and blowers.....		333413-2	12/03	220.082	220.161	220.816	220.810	220.810
Centrifugal blower filter units, and classes I-IV centrifugal fans, except parts.....		333413-22	06/09	180.391	180.943	182.593	182.764	182.764
Other centrifugal fans and blowers, except parts.....		333413-23	06/09	173.482	173.472	173.951	173.898	173.898
Parts and accessories for fans and blowers.....		333413-29	06/09	175.758	175.758	176.996	176.996	176.996
Secondary products and miscellaneous receipts.....		333413-SM						
Secondary products.....		333413-S	12/11	147.568	148.421	150.231	151.279	151.279
Heating equipment (except warm air furnaces) mfg.....	333414		06/80	402.095	402.675	405.297	410.044	413.145
Primary products.....		333414-P	06/80	382.918	383.557	386.475	391.543	394.609
Other heating equipment, except electric (incl. parts for nonelectric equipment & oil burners).....		333414-D	06/99	201.534	202.076	204.660	208.046	208.436

See footnotes at end of table.

Table 11. Producer price indexes for net output of selected industries and their products, not seasonally adjusted — Continued
 [August 2022]

Title ¹	Industry code	Product code	Index base	Unadjusted index ²				
				Apr. 2022	May 2022 ^P	June 2022 ^P	July 2022 ^P	Aug. 2022 ^P
Heating equipment (except warm air furnaces) mfg - Continued								
Cast iron heating boilers, radiators, and convectors (except parts).....		333414-1	06/99	261.068	261.068	261.068	263.554	269.855
Domestic heating stoves (except electric and parts).....		333414-3	06/80	287.185	287.185	287.185	289.769	289.769
Floor and wall furnaces, unit heaters, infrared heaters, and mechanical stokers. . .		333414-7	06/99	183.926	184.481	186.507	189.084	193.558
Secondary products and miscellaneous receipts.....		333414-SM						
Secondary products.....		333414-S	06/80	417.470	417.470	417.470	417.470	424.685
Air-conditioning, refrigeration, and forced air heating equipment mfg.....								
Primary products.....	333415	333415-P	12/82	267.581	271.524	276.035	277.973	278.720
Warm air furnaces, including duct furnaces and humidifiers, and electric comfort heating.....		333415-C	12/89	209.322	218.006	217.330	216.359	216.359
Parts and accessories for air conditioning and heat transfer equipment.....		333415-D	12/89	244.214	249.588	251.100	252.624	261.445
Unitary air-conditioners, except air source heat pumps.....		333415-E	12/82	237.739	242.118	244.421	246.682	248.270
Heat pumps.....		333415-H	12/09	143.295	144.792	143.138	144.075	144.162
Heat transfer equipment (except elec dehumidifiers), mechanically refrigerated, self-contained.....		333415-2	12/03	224.051	227.148	233.330	234.064	234.082
Commercial refrigerators and related equipment.....		333415-3	12/82	365.317	367.997	370.093	377.778	377.778
Refrigeration condensing units, all refrigerants, except ammonia (complete).....		333415-5	12/82	355.938	355.938	366.485	374.504	375.564
All other miscellaneous refrigeration and air-conditioning equipment.....		333415-9	12/89	264.857	272.887	275.245	275.245	275.245
Secondary products and miscellaneous receipts.....		333415-SM						
Secondary products.....		333415-S	12/82	228.353	230.097	230.720	230.698	230.705
Metalworking machinery manufacturing.....								
	3335		12/03	134.940	135.869	136.193	136.595	137.160
Metalworking machinery manufacturing.....								
	33351		12/03	134.926	135.856	136.180	136.582	137.146
Industrial mold mfg.....								
	333511		12/03	115.093	115.423	115.563	115.799	116.101
Primary products.....		333511-P	12/03	113.870	114.237	114.377	114.640	114.885
Industrial molds and mold boxes.....		333511-0	06/81	140.093	140.544	140.717	141.040	141.341
Industrial injection-type molds made of metal for plastics.....		333511-05	12/09	113.449	114.227	114.227	114.582	115.289
Other industrial molds and mold boxes.....		333511-06	12/09	108.358	108.499	108.702	108.906	108.906
Secondary products and miscellaneous receipts.....		333511-SM						
Secondary products.....		333511-S	12/03	143.583	143.583	-	-	-
Special tool, die, jig, and fixture mfg.....								
	333514		12/03	127.485	128.503	129.033	130.021	130.379
Primary products.....		333514-P	06/81	210.702	212.315	212.717	213.245	213.792
Special dies, tools, jigs, and fixtures.....		333514-0	06/81	210.702	212.315	212.717	213.245	213.792
Jigs and fixtures, including parts.....		333514-0A	06/81	322.941	324.377	325.757	325.757	327.494
Metalworking die and die sets.....		333514-0B	12/02	119.012	120.532	120.678	120.824	121.066
Standard punches, industrial prototypes, die parts & other special tooling for dies.....		333514-0C	06/94	150.778	151.384	151.384	152.514	152.514
Secondary products and miscellaneous receipts.....		333514-SM						
Miscellaneous receipts.....		333514-M	12/03	102.724	102.724	102.724	113.706	114.405
Secondary products.....		333514-S	12/03	119.764	122.333	127.936	127.936	128.241
Cutting tool and machine tool accessory mfg.....								
	333515		06/83	207.061	207.162	207.683	208.429	209.600
Primary products.....		333515-P	06/83	202.761	202.775	203.361	204.065	205.495
Cutting tools for machine tools and metalworking machinery.....		333515-4	06/83	192.215	192.230	192.882	193.304	194.593
Other cutting tools for machine tools, excluding tips and blanks.....		333515-41	12/00	140.288	140.288	140.503	140.429	141.638
End mills and milling cutters.....		333515-44	06/83	214.995	215.107	216.642	217.683	218.133
Threading tools, including blanks, tips and inserts.....		333515-45	06/07	123.943	123.943	123.943	124.240	124.007
Carbon and high-speed steel shank, solid, tipped carbide twist drills for machine tools.....		333515-48	12/11	119.622	119.622	120.193	122.211	123.381
Taps, carbide indexable, and throwaway inserts for machine tools.....		333515-49	12/11	127.810	127.810	129.247	129.280	129.963
Other attachments and accessories for machine tools and metalworking machinery.....		333515-5	06/83	238.210	238.210	238.210	240.799	242.959
Secondary products and miscellaneous receipts.....		333515-SM						
Secondary products.....		333515-S	06/83	210.594	210.594	210.594	213.525	213.525
Machine tool mfg.....								
	333517		12/11	122.985	124.914	125.159	125.159	126.041
Primary products.....		333517-P	12/11	121.493	122.806	123.092	123.092	123.689
Metal cutting machine tools.....		333517-2	06/83	212.503	213.479	213.884	213.884	214.525
Parts for metal cutting machine tools (sold separately) & rebuilt machine tools...		333517-26	06/83	183.469	188.708	188.708	188.708	189.887
Metal machining centers (multifunction numerically controlled machines).....		333517-27	06/83	191.981	191.981	191.981	191.981	191.981
Other metal cutting machine tools.....		333517-2B	12/09	122.335	122.431	122.431	122.431	122.964
Metal forming machine tools.....		333517-3	06/81	274.026	281.942	282.946	282.946	285.810
Metal punching and shearing (power & manual), and bending and forming machines (power only).....		333517-31	06/81	220.089	220.089	220.089	220.089	220.089
Other metal forming machine tools, including forging and die-stamping machines (except presses).....		333517-35	06/81	330.414	364.655	368.293	368.293	-
Parts for metal forming machine tools (sold separately) and rebuilt metal forming machine tools.....		333517-37	06/81	280.187	280.651	281.485	281.485	286.237
Secondary products and miscellaneous receipts.....		333517-SM						
Miscellaneous receipts.....		333517-M	12/11	127.945	134.556	134.587	134.587	137.867
Secondary products.....		333517-S	12/11	134.299	136.344	136.344	136.344	136.716

See footnotes at end of table.

Table 11. Producer price indexes for net output of selected industries and their products, not seasonally adjusted — Continued
[August 2022]

Title ¹	Industry code	Product code	Index base	Unadjusted index ²				
				Apr. 2022	May 2022 ^P	June 2022 ^P	July 2022 ^P	Aug. 2022 ^P
Rolling mill and other metalworking machinery mfg.	333519		12/11	127.329	127.451	127.641	127.679	127.779
Primary products.		333519-P	12/11	128.636	128.710	128.929	128.972	129.201
Other metalworking machinery, excluding handheld & ultrasonic.		333519-83	06/83	314.933	315.245	316.928	316.928	316.928
Secondary products and miscellaneous receipts.		333519-SM						
Miscellaneous receipts.		333519-M	12/11	133.878	134.383	134.383	134.383	133.501
Turbine and power transmission equipment mfg.	3336		12/84	208.839	210.548	210.975	212.293	212.774
Turbine and power transmission equipment mfg.	33361		12/84	208.834	210.543	210.969	212.288	212.768
Turbine and turbine generator set units mfg.	333611		06/82	247.439	247.693	248.535	248.301	246.746
Primary products.		333611-P	06/82	248.173	248.413	249.208	249.214	247.747
Turbines and turbine generator sets.		333611-0	06/11	115.353	115.464	115.834	115.837	115.155
Steam, gas, and other turbines and turbine generators.		333611-05	12/03	147.269	149.483	150.276	150.360	149.007
Parts & accessories for turbines, turbine generators, and turbine generator sets.		333611-07	12/03	141.439	141.448	141.448	143.658	143.658
Speed changer, drive, and gear mfg.	333612		12/83	342.442	350.215	350.215	351.171	357.586
Primary products.		333612-P	12/83	317.502	323.871	323.871	324.992	331.651
Gears, pinions, racks, and worms, sold separately.		333612-3	12/83	242.968	242.968	242.968	245.445	245.445
Speed changers, industrial high speed drives, and parts other than loose gearing.		333612-7	12/03	192.296	198.076	198.076	198.116	204.160
Secondary products and miscellaneous receipts.		333612-SM						
Secondary products.		333612-S	12/83	557.075	593.127	593.127	590.355	591.843
Mechanical power transmission equipment mfg.	333613		12/84	321.123	325.305	328.669	333.908	340.437
Primary products.		333613-P	12/84	307.722	312.289	315.783	319.524	326.689
Mechanical power transmission equipment, except speed changers, drives, & gears.		333613-3	12/84	335.829	337.771	342.962	348.520	352.850
Secondary products and miscellaneous receipts.		333613-SM						
Other engine equipment mfg.	333618		12/82	178.314	179.926	179.955	181.736	181.987
Primary products.		333618-P	12/82	179.174	181.098	181.144	182.854	183.125
Parts & accessories for internal combustion engines, ex. aircraft & gasoline automotive engines.		333618-F	12/82	223.288	230.329	230.690	231.118	231.645
Diesel, semidiesel, and dual-fuel engines (except automotive).		333618-3	12/82	196.459	196.459	196.693	196.693	196.693
Diesel, semidiesel, and dual-fuel engines for automobiles, trucks, and buses.		333618-5	12/82	158.320	159.857	159.847	159.857	159.857
Secondary products and miscellaneous receipts.		333618-SM						
Secondary products.		333618-S	12/82	168.705	168.708	168.708	173.136	173.154
Other general purpose machinery manufacturing.	3339		12/03	183.164	185.015	186.766	188.486	189.529
Pump and compressor manufacturing.	33391		12/03	187.206	190.456	192.316	194.973	195.581
Air and gas compressor mfg.	333912		06/84	292.215	300.177	305.674	311.342	313.299
Primary products.		333912-P	06/84	298.327	308.531	314.353	319.649	321.845
Air and gas compressors and vacuum pumps.		333912-1	06/84	311.987	317.130	325.219	330.935	333.393
Parts & attachments for air & gas compressors, ex. refrigeration, ice making, & a/c.		333912-6	06/84	326.372	376.134	376.134	385.170	387.216
Secondary products and miscellaneous receipts.		333912-SM						
Miscellaneous receipts.		333912-M	11/86	230.158	230.455	230.455	241.907	241.907
Measuring, dispensing, and other pumping equipment mfg.	333914		12/83	317.363	320.818	322.240	325.430	325.745
Primary products.		333914-P	12/83	317.730	320.974	322.431	325.495	325.607
Pumps and pumping equipment, excluding measuring and dispensing pumps.		333914-1	12/09	137.061	138.640	139.349	140.841	140.890
Pumps and pumping equipment, complete, excluding measuring and dispensing pumps.		333914-11	12/09	137.830	139.273	140.088	141.784	141.784
Domestic water systems.		333914-111	12/83	289.665	293.841	293.841	293.841	—
Oil-well and oil-field pumps, except boiler feed.		333914-113	12/09	119.561	119.770	120.614	120.614	120.614
Industrial pumps, excluding hydraulic fluid power pumps, automatic circulating pumps, etc.		333914-114	12/83	320.226	323.561	326.474	332.474	332.474
Other pumps, except automotive circulating pumps, and measuring and dispensing pumps.		333914-115	12/01	216.078	218.997	218.997	222.911	222.911
Parts and attachments for pumps and pumping equipment, excluding measuring and dispensing.		333914-15	12/83	390.092	396.745	397.250	398.560	399.427
Measuring and dispensing pumps and parts and attachments.		333914-3	12/03	192.975	192.975	—	—	—
Secondary products and miscellaneous receipts.		333914-SM						
Miscellaneous receipts.		333914-M	12/17	113.039	113.276	113.787	115.216	116.621
Secondary products.		333914-S	12/17	140.176	146.251	146.415	148.655	148.706
Material handling equipment manufacturing.	33392		12/03	195.809	197.243	199.778	200.938	201.814
Elevator and moving stairway mfg.	333921		06/81	225.011	225.546	225.788	227.549	227.690
Primary products.		333921-P	06/81	217.350	217.360	217.631	217.571	217.729
Elevators and moving stairways.		333921-1	06/81	213.447	213.447	213.782	213.782	213.782
Parts and attachments for elevators and moving stairways (sold separately).		333921-3	06/81	251.995	252.051	252.051	251.714	252.601
Secondary products and miscellaneous receipts.		333921-SM						
Conveyor and conveying equipment mfg.	333922		06/84	270.811	275.290	278.356	281.102	282.954
Primary products.		333922-P	06/84	261.758	264.681	268.028	270.807	272.422

See footnotes at end of table.

Table 11. Producer price indexes for net output of selected industries and their products, not seasonally adjusted — Continued
 [August 2022]

Title ¹	Industry code	Product code	Index base	Unadjusted index ²				
				Apr. 2022	May 2022 ^P	June 2022 ^P	July 2022 ^P	Aug. 2022 ^P
Conveyor and conveying equipment mfg - Continued								
Unit handling conveyors and conveying systems.....		333922-1	06/84	221.833	222.049	225.595	226.214	226.214
Unit handling gravity and trolley conveyors and conveying systems.....		333922-12	06/09	127.233	127.286	127.370	127.459	127.459
Unit handling tow, belt, roller, pneumatic, portable, carousel, and other nonbelt conveyors.....		333922-14	06/09	138.056	138.210	140.925	141.380	141.380
Parts and accessories for unit handling conveyors and conveying systems, sold separately.....		333922-7	06/84	271.061	273.638	273.714	273.851	273.851
Bulk material handling conveyors and conveying systems.....		333922-8	06/84	272.877	275.472	279.083	285.621	289.786
Parts and accessories for bulk material handling conveyors and conveying systems.....		333922-9	06/84	437.980	459.218	464.271	466.531	468.477
Secondary products and miscellaneous receipts.....		333922-SM						
Miscellaneous receipts.....		333922-M	06/84	339.262	358.694	359.132	359.132	363.732
Secondary products.....		333922-S	06/84	303.393	311.279	312.631	323.194	323.468
Overhead cranes, hoists and monorail systems mfg.....	333923		12/03	207.306	208.311	214.433	215.261	216.988
Primary products.....		333923-P	12/03	208.973	209.978	216.870	217.804	219.685
Hoists and parts and attachments for hoists (sold separately).....		333923-1	12/84	295.257	300.439	301.191	306.623	315.856
Overhead traveling cranes and monorail systems, including parts and attachments sold separately.....		333923-3	12/84	306.760	314.521	317.571	324.419	333.610
Winches, aerial work platforms, and automotive wrecker hoists, including parts and attachments.....		333923-7	12/03	213.343	213.343	221.875	221.875	222.550
Secondary products and miscellaneous receipts.....		333923-SM						
Secondary products.....		333923-S	12/03	182.895	186.690	186.800	186.966	189.205
Industrial truck, trailer, and stacker mfg.....	333924		12/79	311.502	312.534	313.376	314.615	314.679
Primary products.....		333924-P	12/79	313.824	315.618	316.474	317.778	317.827
Industrial trucks, tractors, mobile straddle carriers & cranes, & automatic stacking machines.....		333924-2	12/79	282.025	283.675	284.581	285.961	286.013
Work trucks with lifting & handling equipment, operator riding, electric, self-propelled.....		333924-21	06/02	209.901	210.112	210.330	210.607	210.607
Work trucks, not fitted with lifting and handling equipment.....		333924-25	06/02	204.114	204.364	204.469	205.659	205.723
Bulk powered material moving equipment, dock boards and metal pallets and skids.....		333924-26	06/02	197.655	202.355	204.329	205.233	205.233
Other work trucks with lifting & handling equipment, non-riding electric or any non-electric.....		333924-27	06/02	178.386	180.098	181.106	182.632	182.699
Parts and attachments for industrial trucks and tractors (sold separately).....		333924-3	12/86	342.824	344.521	344.521	344.521	344.521
Secondary products and miscellaneous receipts.....		333924-SM						
Secondary products.....		333924-S	12/79	612.630	550.666	550.666	552.089	553.794
All other general purpose machinery mfg.....	333999		12/03	171.253	172.567	173.713	175.301	176.730
Power-driven handtool mfg.....	333991		12/80	244.929	245.054	245.056	245.092	245.092
Primary products.....		333991-P	12/80	236.626	236.760	236.762	236.802	236.802
Power-driven handtools, pneumatic, hydraulic, and powder-actuated.....		333991-6	12/80	333.614	333.675	333.682	333.806	333.806
Power-driven handtools, electric (except battery powered), including parts.....		333991-9	12/04	134.670	134.872	134.872	134.872	134.872
Secondary products and miscellaneous receipts.....		333991-SM						
Miscellaneous receipts.....		333991-M	06/86	204.969	204.969	204.969	204.969	204.969
Welding and soldering equipment mfg.....	333992		12/84	340.295	341.962	349.865	351.184	353.448
Primary products.....		333992-P	12/84	356.590	357.770	366.110	367.605	370.177
Other welding equipment, components, and accessories (excluding arc, resistance, and gas).....		333992-A	06/90	172.002	172.002	175.921	180.857	180.857
Arc welding machines, components, and accessories, excluding electrodes and stud welding equip.....		333992-1	12/84	379.578	380.696	392.310	392.310	398.739
Resistance welders, components, accessories, and electrodes.....		333992-7	12/84	257.748	257.748	270.185	270.185	270.185
Gas welding and cutting equipment, parts, attachments, and accessories.....		333992-9	06/83	248.652	255.138	255.968	255.968	255.968
Secondary products and miscellaneous receipts.....		333992-SM						
Miscellaneous receipts.....		333992-M	12/84	241.397	248.189	252.427	252.427	252.427
Packaging machinery mfg.....	333993		12/88	245.257	247.553	247.287	248.893	254.672
Primary products.....		333993-P	12/88	250.591	252.000	251.249	253.168	259.894
Packing, packaging, and bottling machinery, excluding parts.....		333993-1	12/88	240.344	241.572	240.495	241.748	247.352
Parts for packing, packaging, and bottling machinery.....		333993-5	12/88	300.542	302.540	302.540	306.321	316.527
Secondary products and miscellaneous receipts.....		333993-SM						
Miscellaneous receipts.....		333993-M	12/88	195.222	196.230	196.896	197.186	198.651
Industrial process furnace and oven mfg.....	333994		06/81	277.513	284.324	285.918	286.573	287.535
Primary products.....		333994-P	06/81	273.563	280.837	282.220	283.236	284.175
Industrial process furnaces & ovens, & industrial electrical heating equipment.....		333994-0	12/04	160.211	164.471	165.281	165.876	166.426
Industrial process furnaces & ovens, & industrial electrical heating equipment, except parts.....		333994-0A	06/11	134.284	137.232	138.143	138.143	138.764
Parts and attachments for industrial process furnaces and ovens.....		333994-0B	06/11	133.845	139.186	139.199	141.125	141.125
Secondary products and miscellaneous receipts.....		333994-SM						
Miscellaneous receipts.....		333994-M	12/86	191.976	196.441	198.330	198.330	198.330
Fluid power cylinder and actuator mfg.....	333995		06/90	250.650	253.477	256.619	261.396	265.208
Primary products.....		333995-P	06/90	250.425	253.263	256.172	261.700	266.029

See footnotes at end of table.

Table 11. Producer price indexes for net output of selected industries and their products, not seasonally adjusted — Continued
[August 2022]

Title ¹	Industry code	Product code	Index base	Unadjusted index ²				
				Apr. 2022	May 2022 ^P	June 2022 ^P	July 2022 ^P	Aug. 2022 ^P
Fluid power cylinder and actuator mfg - Continued								
Nonaerospace-type hydraulic & all aerospace fluid power cylinders & actuators, linear & rotary.....		333995-2	06/90	244.355	246.972	250.306	254.586	258.538
Nonaerospace-type pneumatic fluid power cylinders & actuators, linear & rotary... ..		333995-3	06/90	204.274	205.445	205.445	205.445	—
Parts for hydraulic & pneumatic fluid power cylinders & actuators, incl accumulators & cushions.....		333995-8	06/90	263.299	268.205	270.352	286.880	296.184
Secondary products and miscellaneous receipts.....		333995-SM						
Fluid power pump and motor mfg.....	333996		06/90	217.309	219.638	220.929	223.140	223.140
Primary products.....		333996-P	06/90	221.722	223.789	225.365	227.805	227.805
Nonaerospace-type reciprocating fluid power pumps.....		333996-1	12/97	179.045	180.871	184.084	187.176	187.176
Nonaerospace-type fluid power motors.....		333996-5	12/97	224.365	229.724	229.724	232.707	232.707
Parts for fluid power pumps, motors, and hydrostatic transmissions.....		333996-9	12/97	185.691	185.691	185.869	187.894	187.894
Secondary products and miscellaneous receipts.....		333996-SM						
Miscellaneous receipts.....		333996-M	06/99	175.504	175.504	175.504	177.233	177.233
Scale and balance mfg.....	333997		12/80	218.262	219.729	220.125	221.509	222.334
Primary products.....		333997-P	12/80	228.767	230.455	230.900	232.489	233.411
Retail, commercial, household, and mailing scales and balances.....		333997-4	12/91	181.278	181.278	181.278	181.870	181.870
Parts, attachments, and accessories for scales and balances.....		333997-6	12/91	244.764	245.361	246.053	248.572	250.118
Vehicle and industrial scales.....		333997-7	12/91	186.459	188.879	189.253	190.374	191.097
Motor truck and railroad track scales.....		333997-71	12/10	149.292	149.292	149.292	149.497	149.497
Industrial scales (including automatic checkweighter and bulkweighter scales)...		333997-72	12/10	151.580	153.773	154.616	156.893	158.521
Miscellaneous non-vehicle scales (crane, susp, tank, hopper, meas. devices, lab, bulk conveyor).....		333997-73	12/10	126.571	131.245	131.245	131.245	131.245
Secondary products and miscellaneous receipts.....		333997-SM						
Miscellaneous receipts.....		333997-M	12/80	134.612	134.612	134.612	134.612	134.612
All other miscellaneous general purpose machinery mfg.....	333999		12/84	265.304	266.567	267.258	270.405	271.847
Primary products.....		333999-P	12/84	260.204	261.461	262.078	264.448	266.116
Filters and strainers, except fluid power.....		333999-1	12/88	252.017	251.483	251.921	254.715	254.335
Industrial filters and strainers and reusable media, except fluid power.....		333999-11	06/07	152.788	152.407	152.494	154.431	154.157
Nonreusable media for filters and strainers, except fluid power.....		333999-12	12/88	270.519	270.519	272.666	272.666	272.666
Parts and accessories for filters and strainers, except fluid power.....		333999-13	12/88	300.727	300.727	303.762	306.141	306.285
All other miscellaneous general industrial machinery.....		333999-7	06/07	142.358	142.794	143.248	144.671	146.349
Secondary products and miscellaneous receipts.....		333999-SM						
Miscellaneous receipts.....		333999-M	12/84	360.720	360.720	362.343	375.122	375.122
Secondary products.....		333999-S	12/84	231.768	235.745	236.498	236.960	237.116
Computer & electronic product mfg.....	334		12/03	95.660	96.135	96.496	96.876	96.930
Computer & peripheral equipment mfg.....	3341		12/06	58.432	58.805	58.703	58.286	58.476
Computer & peripheral equipment mfg.....	33411		12/06	58.432	58.805	58.703	58.286	58.476
Electronic computer manufacturing.....	334111		12/04	32.229	32.340	32.127	32.943	32.717
Primary products.....		334111-P	12/04	16.951	16.986	16.871	17.305	17.131
Host computers, multiusers (mainframes, medium-scale systems, UNIX and PC servers).....		334111-5	12/04	28.618	28.702	28.356	29.249	28.928
Single user computers, microprocessor based, general purpose.....		334111-7	06/07	18.533	18.521	18.682	18.855	18.714
Portable computers, laptops, tablets and other single user computers.....		334111-72	06/07	14.501	14.270	14.142	13.825	14.077
Personal computers and workstations (excluding portable computers).....		334111-73	06/07	21.303	21.332	21.567	21.854	21.622
Secondary products and miscellaneous receipts.....		334111-SM						
Computer storage device mfg.....	334112		12/04	60.527	61.606	61.606	61.606	62.700
Primary products.....		334112-P	12/04	49.795	50.715	50.715	50.715	50.715
Computer storage devices (except parts, attachments and accessories).....		334112-1	12/04	49.311	50.440	50.440	50.440	50.440
Secondary products and miscellaneous receipts.....		334112-SM						
Computer terminal and other computer peripheral equipment mfg.....	334118		12/93	65.198	65.195	65.225	62.592	62.560
Primary products.....		334118-P	12/93	64.352	64.348	64.381	64.381	64.345
Other computer peripheral equipment and point of sale terminals.....		334118-B	12/93	64.422	64.418	64.452	64.452	64.416
POS terminals, fund-transfer devices, and all other miscellaneous computer peripheral equipment.....		334118-B1	12/93	40.189	40.185	40.216	40.216	40.183
Secondary products and miscellaneous receipts.....		334118-SM						
Communications equipment mfg.....	3342		12/85	97.750	98.173	98.143	100.232	100.456
Telephone apparatus mfg.....	33421		12/03	88.961	89.717	88.718	92.672	93.196
Telephone apparatus mfg.....	334210		12/85	89.408	90.157	89.156	93.119	93.643
Primary products.....		334210-P	12/85	88.714	90.260	89.054	93.859	94.516
Wireline voice and data network equipment.....		334210-7	12/00	68.297	70.454	68.772	75.475	76.392
Secondary products and miscellaneous receipts.....		334210-SM						
Radio/TV broadcast & wireless comm equip mfg.....	33422		12/03	98.729	99.126	99.320	101.190	101.355
Broadcast and wireless communications equipment mfg.....	334220		12/91	92.635	93.009	93.192	94.960	95.116
Primary products.....		334220-P	12/91	89.709	90.088	90.308	92.432	92.620

See footnotes at end of table.

Table 11. Producer price indexes for net output of selected industries and their products, not seasonally adjusted — Continued
 [August 2022]

Title ¹	Industry code	Product code	Index base	Unadjusted index ²				
				Apr. 2022	May 2022 ^P	June 2022 ^P	July 2022 ^P	Aug. 2022 ^P
Broadcast and wireless communications equipment mfg - Continued								
Broadcast, studio, and related electronic equipment.....		334220-2	12/85	120.162	120.129	120.521	120.177	120.298
Other broadcast and wireless communications systems and equipment.....		334220-9	06/13	104.850	105.883	106.388	106.370	106.851
Secondary products and miscellaneous receipts.....		334220-SM						
Other communications equipment mfg.....	33429		12/03	130.265	130.268	130.789	130.986	131.022
Other communications equipment mfg.....	334290		12/91	139.731	139.734	140.294	140.505	140.543
Primary products.....		334290-P	12/91	147.360	147.360	147.767	147.980	148.017
Alarm systems, including electric sirens and horns.....		334290-1	12/85	136.774	136.774	136.774	136.774	136.774
Intercommunications systems, incl inductive paging systems, excl telephone & telegraph.....		334290-3	12/85	260.738	260.738	266.033	268.793	269.270
Secondary products and miscellaneous receipts.....		334290-SM						
Miscellaneous receipts.....		334290-M1	05/20	110.663	—	—	—	—
Secondary products.....		334290-S	12/91	150.055	150.229	163.113	163.536	163.967
Audio & video equipment mfg.....	3343		12/03	97.117	97.273	97.617	97.618	97.618
Audio and video equipment mfg.....	33431		12/03	97.117	97.273	97.617	97.618	97.618
Audio and video equipment mfg.....	334310		03/80	70.278	70.390	70.640	70.640	70.640
Primary products.....		334310-P	03/80	61.806	61.917	62.170	62.170	62.170
Speakers and commercial sound equipment.....		334310-4	03/80	175.193	175.705	176.460	176.460	176.460
Other consumer audio and video equipment.....		334310-5	03/80	133.844	133.844	134.377	134.377	134.377
Secondary products and miscellaneous receipts.....		334310-SM						
Miscellaneous receipts.....		334310-M	12/86	94.714	95.509	95.509	95.526	95.587
Semiconductor and other electronic component mfg.....	3344		12/84	56.488	56.624	56.938	56.723	56.541
Semiconductor and other electronic component mfg.....	33441		12/84	56.498	56.634	56.948	56.733	56.551
Bare printed circuit board mfg.....	334412		06/91	107.650	109.333	110.496	114.253	114.226
Primary products.....		334412-P	06/91	104.773	106.412	107.607	111.517	111.517
Bare printed circuit boards.....		334412-0	06/82	117.733	119.574	120.917	125.311	125.311
Secondary products and miscellaneous receipts.....		334412-SM1						
Semiconductors and related device mfg.....	334413		12/98	30.717	30.858	31.044	31.000	30.914
Primary products.....		334413-P	12/98	29.639	29.779	29.965	29.929	29.842
Other semiconductor devices, including parts such as chips, wafers, and heat sinks.....		334413-A	06/81	52.835	52.835	52.781	53.482	53.482
Integrated microcircuits, incl semiconductor networks, microprocessors, & MOS memories.....		334413-1	12/98	21.844	21.988	22.187	22.037	21.948
Secondary products and miscellaneous receipts.....		334413-SM						
Electronic connector mfg.....	334417		12/80	254.559	252.849	255.563	255.904	256.338
Primary products.....		334417-P	12/80	251.948	250.063	252.894	252.987	253.294
Electronic connectors, including parts.....		334417-0	12/80	251.948	250.063	252.894	252.987	253.294
Secondary products and miscellaneous receipts.....		334417-SM						
Secondary products.....		334417-S1	05/99	147.933	148.925	149.359	152.699	154.580
Printed circuit assembly mfg.....	334418		12/03	86.047	85.829	85.335	83.003	81.907
Primary products.....		334418-P	12/03	87.056	87.185	87.248	85.400	84.194
Printed circuit assemblies, loaded boards, modules, and consumer external modems.....		334418-9	06/06	93.647	93.785	93.853	91.866	90.568
Secondary products and miscellaneous receipts.....		334418-SM						
Other electronic component mfg.....	334419		12/03	146.720	147.235	149.226	149.287	149.278
Primary products.....		334419-P	12/03	150.590	151.175	153.539	153.609	153.609
Other electronic components.....		334419-0	12/03	150.590	151.175	153.539	153.609	153.609
Secondary products and miscellaneous receipts.....		334419-SM						
Secondary products.....		334419-S	12/03	101.971	101.971	100.716	100.501	100.361
Capacitor, resistor, coil, transformer, and other inductor mfg.....	33441K		12/11	142.651	142.815	143.973	144.553	145.699
Primary products.....		33441K-P	12/11	146.269	146.528	147.745	148.444	149.720
Capacitors for electronic circuitry.....		33441K-4	06/81	247.848	247.848	249.787	251.075	251.075
Electronic coils, transformers, and other inductors.....		33441K-6	06/00	147.965	148.470	149.768	150.418	152.906
Secondary products and miscellaneous receipts.....		33441K-SM						
Nav/measuring/medical/control instruments mfg.....	3345		12/03	136.254	137.044	137.696	138.339	138.503
Nav/measuring/medical/control instruments mfg.....	33451		12/03	136.254	137.044	137.696	138.339	138.503
Electromedical apparatus mfg.....	334510		06/85	83.706	84.360	84.360	85.420	85.397
Primary products.....		334510-P	06/85	72.310	72.928	72.928	73.937	73.916
Electromedical equipment, excluding ionizing radiation equipment.....		334510-2	12/02	83.127	83.837	83.837	84.998	84.973
Secondary products and miscellaneous receipts.....		334510-SM						
Miscellaneous receipts.....		334510-M	12/90	156.282	156.282	156.282	156.282	156.282
Search, detection, and navigation instruments.....	334511		12/91	183.091	184.177	184.984	185.028	185.084
Primary products.....		334511-P	12/91	180.172	181.194	182.060	182.097	182.097

See footnotes at end of table.

Table 11. Producer price indexes for net output of selected industries and their products, not seasonally adjusted — Continued
 [August 2022]

Title ¹	Industry code	Product code	Index base	Unadjusted index ²				
				Apr. 2022	May 2022 ^P	June 2022 ^P	July 2022 ^P	Aug. 2022 ^P
Search, detection, and navigation instruments - Continued								
Aeronautical, nautical & navigational instruments, not sending or receiving radio signals.....		334511-1	12/85	310.334	315.999	315.999	315.999	315.999
Search, detection, navigation, and guidance systems and equipment.....		334511-3	12/91	174.713	175.521	176.430	176.469	176.469
Secondary products and miscellaneous receipts.....		334511-SM						
Secondary products.....		334511-S	12/91	220.676	220.814	220.676	220.683	220.705
Automatic environmental control mfg.....	334512		12/79	295.225	295.324	297.533	297.243	297.333
Primary products.....		334512-P	12/79	262.501	262.383	264.430	264.105	264.206
Automatic environmental controls for monitoring residential, commercial, and appliance use.....		334512-0	12/03	140.083	140.021	141.113	140.939	140.993
Secondary products and miscellaneous receipts.....		334512-SM						
Miscellaneous receipts.....		334512-M	12/04	199.058	199.058	199.058	199.058	199.058
Industrial process variable instruments.....	334513		06/83	252.001	253.978	258.202	260.985	261.686
Primary products.....		334513-P	06/83	264.441	266.411	271.042	274.179	274.179
Process control instruments.....		334513-0	12/03	157.849	159.025	161.790	163.662	163.662
Secondary products and miscellaneous receipts.....		334513-SM						
Miscellaneous receipts.....		334513-M	06/83	221.709	223.299	223.299	223.299	230.823
Secondary products.....		334513-S	06/83	—	167.881	—	—	—
Totalizing fluid meters and counting devices.....	334514		12/85	222.126	222.126	224.999	224.438	224.438
Primary products.....		334514-P	12/85	226.266	226.266	229.286	228.687	228.687
Integrating and totalizing meters for gas and liquids.....		334514-1	12/85	298.417	298.417	298.417	296.794	—
Counting devices, excluding motor vehicle instruments.....		334514-3	12/85	219.446	219.446	219.446	219.446	219.446
Motor vehicle instruments.....		334514-7	12/85	143.907	143.907	152.377	152.377	152.377
Secondary products and miscellaneous receipts.....		334514-SM						
Electricity and signal testing instruments mfg.....	334515		12/83	170.021	170.068	169.825	171.225	171.225
Primary products.....		334515-P	12/83	164.772	164.824	164.560	165.589	165.589
Test equipment for testing electrical, radio, and communication circuits, and motors.....		334515-4	12/83	163.621	163.696	163.311	164.814	164.814
Secondary products and miscellaneous receipts.....		334515-SM						
Analytical laboratory instrument mfg.....	334516		12/85	175.349	176.226	176.665	176.732	176.787
Primary products.....		334516-P	12/85	176.342	177.333	177.731	177.760	177.826
Analytical and scientific instruments, excluding optical.....		334516-0	12/85	176.342	177.333	177.731	177.760	177.826
Secondary products and miscellaneous receipts.....		334516-SM						
Miscellaneous receipts.....		334516-M1	12/14	125.884	125.884	125.884	125.884	—
Secondary products.....		334516-S	12/85	141.301	141.853	144.071	145.023	144.987
Irradiation apparatus mfg.....	334517		06/90	119.155	120.152	121.610	123.198	123.479
Primary products.....		334517-P	06/85	119.107	120.329	122.116	124.062	124.062
Irradiation (ionizing radiation) equipment.....		334517-0	06/85	119.107	120.329	122.116	124.062	124.062
Secondary products and miscellaneous receipts.....		334517-SM						
Other measuring and controlling device mfg.....	334519		06/85	186.745	188.217	188.467	189.615	191.330
Primary products.....		334519-P	06/85	177.544	179.096	179.360	180.575	182.291
Physical properties testing & inspection equipment and kinematic testing & measuring equipment.....		334519-4	06/85	175.308	175.308	176.027	177.222	177.222
Nuclear radiation detection and monitoring instruments.....		334519-5	06/85	223.882	228.399	228.399	228.399	235.532
Commercial, geophysical, meteorological, and general-purpose instruments and equipment.....		334519-7	06/85	184.763	185.930	185.971	188.390	190.336
Watches, clocks, and parts.....		334519-8	12/03	127.147	127.147	127.147	—	—
Secondary products and miscellaneous receipts.....		334519-SM						
Miscellaneous receipts.....		334519-M	06/85	271.190	271.354	271.374	271.391	273.398
Manufacturing and reproducing magnetic and optical media.....	3346		12/03	108.722	110.838	111.746	112.644	113.874
Manufacturing and reproducing magnetic and optical media.....	33461		12/03	108.722	110.838	111.746	112.644	113.874
Manufacturing and reproducing magnetic and optical media.....	334610		01/19	127.365	129.853	130.922	131.977	133.423
Primary products.....		334610-P	01/19	128.077	130.679	131.781	132.868	134.368
Secondary products and miscellaneous receipts.....		334610-SM						
Electrical equipment and appliance mfg.....	335		12/03	184.054	185.246	187.703	188.107	189.903
Electric lighting equipment mfg.....	3351		12/03	144.459	145.040	145.738	146.397	146.744
Electric lamp bulb & part mfg.....	33511		12/03	84.042	85.000	85.313	85.313	85.313
Electric lamp bulb and part mfg.....	335110		12/83	92.365	93.416	93.761	93.761	93.761
Primary products.....		335110-P	12/83	82.024	82.517	82.910	82.910	82.910
Electric lamp bulb, tubes, and components.....		335110-0	12/83	82.024	82.517	82.910	82.910	82.910
Secondary products and miscellaneous receipts.....		335110-SM						
Miscellaneous receipts.....		335110-M	09/92	160.395	165.871	165.871	165.871	165.871
Lighting fixture mfg.....	33512		12/03	157.674	158.182	158.962	159.759	160.179
Residential electric lighting fixture mfg.....	335121		12/83	232.466	237.816	238.458	241.181	241.181

See footnotes at end of table.

Table 11. Producer price indexes for net output of selected industries and their products, not seasonally adjusted — Continued
 [August 2022]

Title ¹	Industry code	Product code	Index base	Unadjusted index ²				
				Apr. 2022	May 2022 ^P	June 2022 ^P	July 2022 ^P	Aug. 2022 ^P
Residential electric lighting fixture mfg - Continued								
Primary products.....		335121-P	12/83	239.373	245.836	246.621	249.214	249.214
Residential-type electric lighting fixtures (except portable), including parts and accessories.....		335121-1	12/83	230.044	232.579	234.000	234.733	234.733
Residential-type portable lighting fixtures, including parts and accessories.....		335121-4	12/83	257.157	268.749	268.749	273.760	273.760
Secondary products and miscellaneous receipts.....		335121-SM						
Secondary products.....		335121-S	12/83	265.793	266.818	266.818	276.164	276.164
Nonresidential electric lighting fixture mfg.....								
Primary products.....	335122	335122-P	06/81	248.261	248.264	250.620	252.341	252.341
Commercial and institutional-type electric lighting fixtures, including parts and accessories.....		335122-1	06/81	236.643	236.648	239.568	240.929	240.929
Industrial-type electric lighting fixtures, including parts and accessories.....		335122-5	06/81	269.017	269.017	269.017	269.017	269.017
Secondary products and miscellaneous receipts.....		335122-SM						
Secondary products.....		335122-S	06/81	315.566	315.566	320.315	320.697	320.697
Other lighting equipment mfg.....								
Primary products.....	335129	335129-P	06/85	172.848	172.871	172.862	172.901	174.116
Outdoor lighting equipment (including parts and accessories).....		335129-1	06/85	169.388	169.388	169.388	169.388	170.594
Secondary products and miscellaneous receipts.....		335129-SM						
Secondary products.....		335129-S	06/85	186.011	186.265	186.168	186.585	188.457
Household appliance mfg.....								
Small electrical appliance mfg.....	33521		12/03	127.836	127.838	127.696	128.856	128.856
Small electrical appliance mfg.....								
Primary products.....	335210	335210-P	12/11	116.175	116.179	116.049	117.105	117.105
Parts and attachments for small electric household appliances, including fan parts.....		335210-5	12/82	186.829	186.829	187.127	187.127	187.127
Household vacuum cleaners and other floor care machines (including parts and attachments).....		335210-6	12/82	119.423	119.423	118.102	122.331	122.331
Other small electric household appliances, including fans.....		335210-7	05/21	-	-	-	-	116.611
Secondary products and miscellaneous receipts.....		335210-SM						
Secondary products.....		335210-S	12/82	193.722	193.671	194.827	201.332	201.404
Major household appliance mfg.....	33522		12/03	161.156	161.930	163.025	162.713	164.144
Major household appliance mfg.....								
Primary products.....	335220	335220-P	05/16	131.558	132.190	133.087	132.831	133.974
Household cooking appliances.....		335220-1	06/81	166.134	166.621	168.116	167.617	168.213
Electric household ranges, ovens (including microwave), surface cooking units, and equipment.....		335220-11	06/81	143.801	145.554	146.880	144.850	145.705
Gas household ranges, ovens, surface cooking units, and equipment (incl. parts and accessories).....		335220-13	06/81	161.282	160.936	163.464	165.682	165.485
Other household ranges and cooking equipment, including outdoor equipment.....		335220-15	06/81	236.036	230.890	230.562	233.217	233.779
Household refrigerators and home freezers.....		335220-2	12/81	124.029	124.204	124.341	125.505	128.437
Household refrigerators, including combination refrigerator-freezers.....		335220-21	12/81	116.777	116.947	117.141	118.429	121.265
Other major household appliances.....		335220-8	12/82	304.045	305.959	310.008	307.726	307.726
Household water heaters, electric, for permanent installation.....		335220-81	12/82	559.317	559.317	559.317	559.317	559.317
Household water heaters, excluding electric.....		335220-83	12/82	556.890	556.890	556.890	556.890	556.890
Secondary products and miscellaneous receipts.....		335220-SM						
Miscellaneous receipts.....		335220-M	05/16	132.658	132.658	132.658	132.658	-
Electrical equipment mfg.....								
Electrical equipment mfg.....	3353		12/03	186.264	187.457	191.563	193.361	195.869
Electrical equipment mfg.....								
Electric power and specialty transformer mfg.....	33531		12/03	186.264	187.457	191.563	193.361	195.869
Electric power and specialty transformer mfg.....								
Primary products.....	335311	335311-P	06/81	389.471	393.377	407.819	412.430	416.419
Power and distribution transformers, except parts.....		335311-1	12/99	384.345	388.164	403.873	408.987	413.325
Secondary products and miscellaneous receipts.....		335311-SM						
Motor and generator mfg.....								
Primary products.....	335312	335312-P	06/83	257.931	259.464	261.674	264.572	265.570
Parts, supplies for motors, generators, generator sets, and other rotating equipment.....		335312-C	12/87	255.843	257.420	259.857	262.363	263.244
Other motors and generators n.e.c.....		335312-F	12/87	239.756	239.756	239.956	252.661	252.661
Fractional horsepower motors (rated at less than 746 watts) (except hermetics).....		335312-1	06/06	138.572	139.808	142.514	143.521	144.648
Integral horsepower motors & generators other than for land transport equipment (exc hermetics).....		335312-3	06/83	203.099	203.099	203.099	204.677	204.677
Secondary products and miscellaneous receipts.....		335312-SM						
Miscellaneous receipts.....		335312-M	12/86	402.660	405.791	407.336	407.336	407.336
Secondary products.....		335312-S	06/83	265.017	265.245	265.256	283.694	283.719
Switchgear and switchboard apparatus mfg.....								
Primary products.....	335313	335313-P	06/85	246.586	247.752	247.723	247.767	250.424
Switchgear, excluding ducts and relays.....		335313-A	06/85	263.099	265.093	274.339	278.213	287.299
Low voltage panelboards and distribution boards, 1000 volts or less.....		335313-3	06/85	269.852	272.153	282.768	287.285	297.304
			06/85	291.993	297.262	313.209	314.273	330.813
			06/85	229.737	229.737	232.107	245.122	250.793

See footnotes at end of table.

Table 11. Producer price indexes for net output of selected industries and their products, not seasonally adjusted — Continued
 [August 2022]

Title ¹	Industry code	Product code	Index base	Unadjusted index ²				
				Apr. 2022	May 2022 ^p	June 2022 ^p	July 2022 ^p	Aug. 2022 ^p
Switchgear and switchboard apparatus mfg - Continued								
Secondary products and miscellaneous receipts.....		335313-SM						
Relay and industrial control mfg.....	335314		06/85	251.637	252.359	255.089	255.135	255.627
Primary products.....		335314-P	06/85	268.083	269.106	272.431	272.431	272.641
Specific-purpose industrial controls.....		335314-C	01/19	117.030	117.030	117.063	117.063	117.366
General-purpose industrial controls.....		335314-F	01/19	123.065	123.762	126.469	126.469	126.494
Relays for electronic circuitry, industrial control overload and switchgear type.....		335314-1	06/90	208.187	208.187	208.187	208.187	208.187
Parts for industrial controls and motor-control accessories.....		335314-7	06/90	244.825	247.129	247.129	247.129	247.129
Secondary products and miscellaneous receipts.....		335314-SM						
Miscellaneous receipts.....		335314-M	06/85	271.803	271.803	271.803	271.803	274.099
Other electrical equipment & component mfg.....	3359		12/03	211.520	213.190	215.686	215.093	217.050
Battery mfg.....	33591		12/03	183.382	186.996	188.791	193.543	193.461
Storage battery mfg.....	335911		12/84	251.747	257.198	260.776	262.684	262.859
Primary products.....		335911-P	12/84	253.903	259.672	263.383	265.370	265.370
Storage batteries, lead acid type, BCI dimensional size group 8D or smaller.....		335911-1	12/84	242.202	248.618	253.861	256.668	256.668
Storage batteries, lead acid type, larger than BCI dimensional size group 8D.....		335911-4	12/84	304.228	309.652	309.652	309.652	309.652
Storage batteries (excluding lead acid).....		335911-8	12/09	145.147	145.147	145.147	-	-
Secondary products and miscellaneous receipts.....		335911-SM						
Secondary products.....		335911-S	12/84	263.040	269.828	269.828	271.994	282.222
Primary battery mfg.....	335912		12/80	227.962	231.732	232.323	245.027	244.503
Primary products.....		335912-P	12/80	233.361	237.220	237.825	250.830	250.293
Primary batteries.....		335912-0	06/03	139.434	141.740	142.101	149.872	149.551
Communication & energy wire & cable mfg.....	33592		12/03	262.637	262.540	262.539	255.985	257.899
Fiber optic cable mfg.....	335921		12/03	86.052	87.636	87.636	87.636	87.636
Primary products.....		335921-P	12/03	86.005	87.691	87.691	87.691	87.691
Fiber optic cable, made from purchased fiber optic strand.....		335921-0	12/03	86.005	87.691	87.691	87.691	87.691
Secondary products and miscellaneous receipts.....		335921-SM						
Other communication and energy wire mfg.....	335929		12/03	310.293	309.513	309.517	300.890	303.409
Primary products.....		335929-P	12/03	328.733	327.878	326.357	316.021	319.147
Electronic wire and cable, made of nonferrous metals (purchased wire).....		335929-A	12/82	320.464	317.102	317.599	303.651	292.777
Other insulated wire & cable, incl control & signal, made of nonferrous metals (purchased wire).....		335929-F	12/11	141.774	140.778	141.855	144.040	141.605
Power wire and cable, made from nonferrous metals (purchased wire).....		335929-1	12/82	422.186	433.504	434.553	439.373	449.441
Secondary products and miscellaneous receipts.....		335929-SM						
Wiring device mfg.....	33593		12/03	223.350	224.774	233.095	231.936	233.284
Current-carrying wiring device mfg.....	335931		12/81	232.401	233.456	233.941	235.151	237.717
Primary products.....		335931-P	12/81	223.275	224.404	224.969	225.292	226.849
Current-carrying wiring devices n.e.c.....		335931-A	06/06	125.743	125.870	126.656	127.315	128.346
Current-carrying switches for electrical circuitry (including vehicular switches).....		335931-1	12/99	164.755	164.755	164.755	165.594	166.145
Current-carrying wire connectors for electrical circuitry.....		335931-9	12/81	232.206	235.800	236.237	234.618	236.995
Secondary products and miscellaneous receipts.....		335931-SM						
Secondary products.....		335931-S	12/81	289.002	289.891	289.891	297.665	299.841
Noncurrent-carrying wiring device mfg.....	335932		12/81	564.280	568.648	604.339	597.044	598.343
Primary products.....		335932-P	12/81	580.717	585.852	616.599	607.549	609.160
Noncurrent-carrying electrical conduit and conduit fittings, incl. plastic conduit & fittings.....		335932-4	12/81	753.897	764.172	833.188	787.441	789.221
Secondary products and miscellaneous receipts.....		335932-SM						
All other electrical equipment & component mfg.....	33599		12/03	158.895	160.540	160.674	161.360	164.916
Carbon and graphite product mfg.....	335991		06/85	188.391	189.251	189.052	191.921	216.621
Primary products.....		335991-P	06/85	197.698	198.223	197.961	201.205	229.141
Carbon and graphite products, including electrodes for electric arc furnaces.....		335991-0	06/85	197.698	198.223	197.961	201.205	229.141
Secondary products and miscellaneous receipts.....		335991-SM						
Miscellaneous receipts.....		335991-M	10/88	142.393	146.809	146.809	146.809	146.809
Miscellaneous electrical equipment mfg.....	335999		12/03	156.384	158.250	158.467	158.677	157.540
Primary products.....		335999-P	12/03	154.834	156.882	156.418	156.648	155.400
Rectifying apparatus.....		335999-3	12/85	197.889	197.889	197.889	197.889	197.889
All miscellaneous electrical equipment except rectifying apparatus.....		335999-4	06/08	139.224	141.506	140.989	141.246	139.854
Secondary products and miscellaneous receipts.....		335999-SM						
Secondary products.....		335999-S	12/03	152.822	152.822	152.822	152.822	152.822
Transportation equipment manufacturing.....	336		12/03	134.694	135.220	135.690	136.208	136.608
Motor vehicle manufacturing.....	3361		12/03	120.595	121.226	121.656	122.025	122.247
Automobile and light truck manufacturing.....	33611		12/03	118.294	118.784	119.194	119.595	119.823
Automobile, light truck and utility vehicle mfg.....	336110		06/82	162.807	163.481	164.044	164.597	164.912

See footnotes at end of table.

Table 11. Producer price indexes for net output of selected industries and their products, not seasonally adjusted — Continued
 [August 2022]

Title ¹	Industry code	Product code	Index base	Unadjusted index ²				
				Apr. 2022	May 2022 ^P	June 2022 ^P	July 2022 ^P	Aug. 2022 ^P
Automobile, light truck and utility vehicle mfg - Continued								
Primary products.....		336110-P	06/82	160.724	161.418	161.998	162.500	162.702
Passenger cars and chassis.....		336110-1	06/82	140.313	141.370	141.618	141.712	141.848
Trucks, truck tractors, & bus chassis 14,000 lb or less, incl. minivans & suvs.....		336110-2	06/82	187.445	187.783	188.730	189.674	189.952
Secondary products and miscellaneous receipts.....		336110-SM						
Heavy duty truck manufacturing.....	33612		12/03	154.701	156.845	157.527	157.594	157.771
Heavy duty truck mfg.....	336120		12/03	154.750	156.895	157.577	157.644	157.821
Primary products.....		336120-P	12/03	156.379	158.543	159.258	159.327	159.484
Trucks, truck tractors, and bus chassis (chassis of own manufacture) 14,001 to 33,000 lbs.....		336120-1	12/03	161.808	162.773	165.579	165.798	167.026
Buses, including military and firefighting vehicles (chassis of own manufacture) ..		336120-3	12/03	154.563	164.584	166.336	166.540	166.540
Secondary products and miscellaneous receipts.....		336120-SM						
Motor vehicle body and trailer manufacturing.....	3362		12/03	193.618	196.961	197.975	198.607	199.189
Motor vehicle body and trailer manufacturing.....	33621		12/03	193.961	197.309	198.325	198.958	199.541
Motor vehicle body mfg.....	336211		12/82	303.846	315.956	318.535	319.532	322.160
Primary products.....		336211-P	12/82	297.992	311.253	313.749	314.795	317.449
Other truck and vehicle bodies, sold separately.....		336211-5	12/08	138.361	144.519	144.905	144.880	145.042
Dump truck bodies, for sale separately.....		336211-5A	12/08	191.607	191.607	191.607	191.607	191.607
All other truck and vehicle bodies, sold separately.....		336211-5B	12/08	130.819	139.320	139.537	139.502	139.383
Buses and firefighting vehicles, complete, produced on purchased chassis.....		336211-7	12/08	127.153	127.364	127.896	128.425	128.425
Other trucks and vehicles, complete, produced on purchased chassis.....		336211-9	12/08	145.634	145.746	149.386	149.496	152.309
Other trucks and vehicles, complete, produced on purchased chassis, except upfitting trucks.....		336211-91	09/15	126.689	126.814	130.856	130.978	133.877
Upfitting trucks, complete, produced on purchased chassis.....		336211-99	09/15	147.759	147.759	147.759	147.759	148.709
Secondary products and miscellaneous receipts.....		336211-SM						
Secondary products.....		336211-S	12/82	268.340	268.543	269.053	270.563	277.931
Truck trailer mfg.....	336212		12/79	369.317	371.645	374.063	376.924	376.858
Primary products.....		336212-P	12/79	368.147	369.768	372.249	375.004	375.397
Truck trailers and chassis, axle rating 10,000 lbs or more.....		336212-1	12/79	355.156	356.702	357.620	360.095	360.530
Truck trailers and chassis, axle rating less than 10,000 lbs.....		336212-3	11/84	459.289	461.467	477.463	482.488	482.488
Secondary products and miscellaneous receipts.....		336212-SM						
Secondary products.....		336212-S1	05/21	—	—	136.447	137.578	140.842
Motor home mfg.....	336213		06/84	214.413	214.424	214.424	214.877	215.049
Primary products.....		336213-P	06/84	210.825	210.825	210.825	211.292	211.469
Motor homes built on purchased chassis.....		336213-0	06/06	125.686	125.686	125.686	125.965	126.070
Secondary products and miscellaneous receipts.....		336213-SM1						
Travel trailer and camper mfg.....	336214		12/03	202.707	204.906	205.357	205.247	205.534
Primary products.....		336214-P	12/03	204.341	206.369	206.793	206.686	206.959
Travel trailers.....		336214-1	06/84	270.511	274.240	274.501	274.695	275.236
Conventional travel trailers.....		336214-19	12/11	161.153	162.240	162.494	162.683	163.829
Automobile and light truck trailers.....		336214-3	12/92	267.356	269.263	270.712	269.356	269.286
Camping trailers, campers, pick-up covers, and parts.....		336214-5	06/84	337.375	337.375	337.920	338.281	338.642
Other parts and components, excluding appliances and furnishings.....		336214-53	06/84	337.335	337.335	337.335	337.335	337.335
Secondary products and miscellaneous receipts.....		336214-SM						
Secondary products.....		336214-S	06/84	224.527	226.728	226.782	226.918	226.942
Motor vehicle parts manufacturing.....	3363		12/03	123.257	123.454	123.759	124.532	125.349
Motor vehicle gasoline engine and parts mfg.....	33631		12/03	125.232	125.310	125.822	126.322	126.308
Motor vehicle gasoline engine and engine parts mfg.....	336310		12/03	125.712	125.791	126.304	126.806	126.792
Primary products.....		336310-P	12/03	126.245	126.259	126.846	127.241	127.191
Gasoline engines and engine parts (excluding carburetors).....		336310-2	12/03	125.856	125.863	126.385	126.789	126.734
Carburetors, pistons, piston rings, and valves.....		336310-3	12/82	186.066	186.202	188.098	188.506	188.506
Secondary products and miscellaneous receipts.....		336310-SM						
Miscellaneous receipts.....		336310-M1	09/18	107.681	107.681	107.681	111.227	112.343
Secondary products.....		336310-S	12/11	112.921	113.515	113.615	113.624	113.429
Motor vehicle electric equipment.....	33632		12/03	117.523	117.339	117.248	117.405	118.161
Motor vehicle electrical and electronic equipment mfg.....	336320		12/03	117.075	116.892	116.801	116.958	117.710
Primary products.....		336320-P	12/03	111.045	110.821	110.727	110.946	111.452
Vehicular lighting equipment.....		336320-1	12/83	132.266	132.266	131.701	131.882	132.936
Other motor vehicle electrical and electronic equipment.....		336320-2	12/03	110.899	110.626	110.615	110.849	111.271
Battery charging alternators, generators, and regulators.....		336320-23	12/82	137.537	137.745	137.715	137.654	137.993
Parts for engine electrical and electronic equipment.....		336320-2A	12/82	167.685	167.211	167.211	167.109	167.109
All other miscellaneous non-engine electrical and electronic equipment.....		336320-2D	12/03	114.964	114.021	114.100	114.300	115.170
All other miscellaneous complete engine electrical equipment, including spark plugs.....		336320-2U	12/82	119.365	120.666	119.826	121.238	121.238
Secondary products and miscellaneous receipts.....		336320-SM						

See footnotes at end of table.

Table 11. Producer price indexes for net output of selected industries and their products, not seasonally adjusted — Continued
 [August 2022]

Title ¹	Industry code	Product code	Index base	Unadjusted index ²				
				Apr. 2022	May 2022 ^P	June 2022 ^P	July 2022 ^P	Aug. 2022 ^P
Motor vehicle electrical and electronic equipment mfg - Continued								
Miscellaneous receipts.....		336320-M	12/03	140.423	140.626	140.503	139.361	139.361
Secondary products.....		336320-S	12/03	123.241	123.403	123.439	123.613	128.141
Motor vehicle steering and suspension parts.....	33633		12/03	113.623	113.723	113.621	112.262	110.990
Motor vehicle steering and suspension components (except spring) manufacturing.....	336330		12/03	113.408	113.508	113.406	112.049	110.780
Primary products.....		336330-P	12/03	110.345	110.346	110.346	108.138	106.814
Motor vehicle steering and suspension components (excluding spring), new and rebuilt.....		336330-0	12/99	110.143	110.145	110.145	107.940	106.619
Secondary and miscellaneous receipts.....		336330-SM						
Motor vehicle brake system manufacturing.....	33634		12/03	131.185	131.468	131.716	137.284	137.171
Motor vehicle brake system mfg.....	336340		12/03	131.161	131.444	131.692	137.256	137.143
Primary products.....		336340-P	12/03	131.865	132.177	132.449	138.580	138.456
Motor vehicle brake parts and assemblies, new.....		336340-1	12/88	140.303	140.661	140.974	147.500	147.367
Motor vehicle drum brake assemblies and parts, new.....		336340-1E	12/05	138.688	142.809	—	145.367	145.367
Motor vehicle disc brake assemblies and parts, new.....		336340-1F	12/11	143.654	143.654	143.645	139.277	139.277
Other motor vehicle brake parts and assemblies, new.....		336340-1G	12/99	105.443	104.547	104.528	120.306	120.049
Secondary products and miscellaneous receipts.....		336340-SM						
Motor vehicle power train components mfg.....	33635		12/03	129.328	129.513	129.694	129.698	133.253
Motor vehicle transmission and power train parts manufacturing.....	336350		12/03	127.792	127.976	128.155	128.158	131.671
Primary products.....		336350-P	12/03	122.642	122.728	122.914	122.916	126.504
Motor vehicle drive train components, excluding wheels and brakes, new.....		336350-2	12/88	125.881	125.970	126.162	126.164	129.871
Motor vehicle transmissions (except auxiliary and parts), new.....		336350-20	06/12	109.967	110.083	110.231	110.439	110.439
Parts for manual and automatic transmissions, new.....		336350-23	12/88	111.759	111.944	112.035	112.037	131.403
Other motor vehicle drive train components, except wheels and brakes, new.....		336350-25	12/99	98.760	98.755	99.293	98.671	98.939
Motor vehicle drive train components, rebuilt.....		336350-3	12/03	136.742	136.742	136.742	136.742	136.742
Secondary products and miscellaneous receipts.....		336350-SM						
Secondary products.....		336350-S	12/03	133.975	135.763	135.692	135.715	135.678
Motor vehicle seating and interior trim mfg.....	33636		12/03	111.771	111.997	112.559	112.729	113.031
Motor vehicle seating and interior trim mfg.....	336360		12/03	111.721	111.949	112.510	112.680	112.981
Primary products.....		336360-P	12/03	110.349	110.626	111.449	111.585	111.842
Automobile trimmings.....		336360-1	12/03	91.028	91.082	91.082	91.206	91.206
Seats for public conveyance and aircraft.....		336360-3	12/01	115.145	115.542	116.238	116.414	116.879
Metal motor vehicle seat frames.....		336360-7	06/09	107.584	107.872	110.916	110.916	110.916
Secondary products and miscellaneous receipts.....		336360-SM						
Secondary products.....		336360-S	12/03	160.909	158.773	160.976	161.852	162.525
Motor vehicle metal stamping.....	33637		12/03	123.213	123.873	123.565	126.246	124.575
Motor vehicle metal stamping.....	336370		12/82	134.948	135.670	135.333	138.269	136.439
Primary products.....		336370-P	12/82	125.156	127.013	126.664	127.273	126.487
Automotive job stampings (truck, bus, and passenger car).....		336370-0	12/82	125.156	127.013	126.664	127.273	126.487
Secondary products and miscellaneous receipts.....		336370-SM						
Secondary products.....		336370-S	12/82	141.458	141.864	141.947	142.166	141.771
Other motor vehicle parts manufacturing.....	33639		12/03	123.151	123.511	124.152	124.482	126.057
Other motor vehicle parts mfg.....	336390		12/03	125.598	125.965	126.618	126.956	128.562
Primary products.....		336390-P	12/03	123.340	123.716	124.446	124.643	126.254
Filters, new, internal combustion engines and motor vehicles.....		336390-A	12/82	177.126	179.331	179.331	186.241	186.241
Motor vehicle air-conditioning systems and compressors.....		336390-B	12/03	104.869	104.869	107.392	106.854	103.458
All other motor vehicle parts and accessories, including trailer hitches.....		336390-8	12/03	110.651	111.028	111.013	111.135	112.288
Secondary products and miscellaneous receipts.....		336390-SM						
Miscellaneous receipts.....		336390-M	12/11	118.780	119.998	119.998	119.998	123.523
Secondary products.....		336390-S	12/11	123.764	122.881	123.020	125.599	124.335
Aerospace product and parts manufacturing.....	3364		06/85	254.639	255.353	256.213	256.906	257.482
Aerospace product and parts manufacturing.....	33641		06/85	254.639	255.353	256.213	256.906	257.482
Aircraft mfg.....	336411		12/85	264.613	265.451	266.337	267.118	267.700
Primary products.....		336411-P	12/85	253.183	254.058	254.981	255.776	256.360
Civilian aircraft.....		336411-3	12/85	308.637	310.509	312.343	313.659	314.819
Military aircraft.....		336411-4	06/13	105.297	105.297	105.297	105.324	105.324
Modification, conversion, and overhaul of previously accepted aircraft.....		336411-5	12/85	144.815	144.143	144.143	145.236	145.236
Secondary products and miscellaneous receipts.....		336411-SM						
Aircraft engine and engine parts mfg.....	336412		12/85	249.688	250.151	251.246	252.089	253.789
Primary products.....		336412-P	12/85	245.644	246.212	247.749	248.403	250.462
Aeronautical services on aircraft engines.....		336412-5	12/85	242.204	241.117	242.532	242.532	248.980
Aircraft engine parts and accessories.....		336412-7	12/85	256.478	257.148	259.493	259.471	259.471
Parts and accessories for military aircraft engines.....		336412-75	12/11	122.345	122.345	123.032	123.060	123.060

See footnotes at end of table.

Table 11. Producer price indexes for net output of selected industries and their products, not seasonally adjusted — Continued
 [August 2022]

Title ¹	Industry code	Product code	Index base	Unadjusted index ²				
				Apr. 2022	May 2022 ^P	June 2022 ^P	July 2022 ^P	Aug. 2022 ^P
Aircraft engine and engine parts mfg - Continued								
Parts and accessories for civilian aircraft engines.....		336412-77	12/11	112.737	113.100	114.223	114.205	114.205
Secondary products and miscellaneous receipts.....		336412-SM						
Secondary products.....		336412-S	12/85	239.195	239.195	239.529	239.935	239.938
Other aircraft parts and equipment mfg.....	336413		06/85	194.746	195.112	195.637	195.758	195.763
Primary products.....		336413-P	06/85	190.475	190.890	191.439	191.460	191.543
Aircraft propellers and helicopter rotors.....		336413-1	12/91	208.771	213.160	213.160	213.378	214.256
Aircraft parts and auxiliary equipment.....		336413-7	06/85	182.860	182.860	183.475	183.475	183.475
Aircraft landing gear for civilian and military aircraft.....		336413-72	06/08	164.381	164.381	164.381	164.381	164.381
Other aircraft subassemblies and parts for military aircraft.....		336413-73	06/08	124.138	124.138	124.138	124.138	124.138
Other aircraft subassemblies and parts for civilian aircraft.....		336413-74	06/08	105.541	105.541	106.124	106.124	106.124
Secondary products and miscellaneous receipts.....		336413-SM						
Secondary products.....		336413-S	06/85	224.984	224.687	225.008	226.809	225.506
Railroad rolling stock manufacturing.....	3365		06/84	224.339	224.425	224.668	224.851	225.770
Railroad rolling stock manufacturing.....	33651		06/84	224.416	224.502	224.745	224.928	225.847
Railroad rolling stock mfg.....	336510		06/84	224.221	224.308	224.548	224.731	225.650
Primary products.....		336510-P	06/84	230.470	230.581	230.611	230.764	231.913
Street, subway, trolley, and rapid transit cars, and railway maintenance equipment and parts.....		336510-5	06/84	180.761	181.134	181.233	181.746	185.598
Railway maintenance of way equipment & parts, parts for all railcars, & other railway vehicles.....		336510-54	06/84	181.214	181.636	181.748	182.328	186.192
Air brake and other brake equipment.....		336510-541	06/84	127.301	127.301	127.301	127.334	127.334
Railway maintenance of way & all other railroad and streetcar equipment, parts and accessories.....		336510-542	06/84	187.797	188.291	188.423	189.097	193.630
Secondary products and miscellaneous receipts.....		336510-SM						
Miscellaneous receipts.....		336510-M	06/84	161.700	161.700	163.654	163.654	163.654
Secondary products.....		336510-S1	12/11	110.536	110.536	110.536	112.108	112.108
Ship and boat building.....	3366		12/84	259.789	261.756	263.545	264.420	266.018
Ship and boat building.....	33661		12/84	259.799	261.766	263.556	264.431	266.028
Ship building and repairing.....	336611		12/85	230.022	232.309	233.323	233.326	233.910
Primary products.....		336611-P	12/85	221.249	223.597	224.639	224.639	225.232
Ship repair, nonmilitary.....		336611-A	12/85	252.900	252.900	261.369	261.369	269.599
Military self-propelled ships, new construction.....		336611-5	12/85	192.301	192.183	192.354	192.354	192.310
Ship repair, military.....		336611-8	12/85	200.311	200.311	201.787	201.787	202.280
Nonmilitary self-propelled ships, new construction.....		336611-9	12/85	392.275	397.058	399.307	399.307	399.307
Secondary products and miscellaneous receipts.....		336611-SM2						
Boat building.....	336612		12/81	347.299	347.506	352.399	356.986	362.785
Primary products.....		336612-P	12/81	347.460	347.675	352.417	357.385	363.124
Outboard motorboats, including commercial and military (except sailboats and lifeboats).....		336612-1	12/81	409.569	410.058	416.071	426.203	436.332
Outboard motorboats, wood or metal, incl. comm. and military (exc. sailboats and lifeboats).....		336612-11	06/11	159.481	159.592	162.862	162.811	170.088
Outboard motorboats, plastics/fiberglass, incl. comm. and mil. (exc. sailboats and lifeboats).....		336612-14	06/11	153.344	153.595	155.050	162.275	163.205
Inboard motorboats, including commercial and military (except sailboats and lifeboats).....		336612-3	12/81	343.064	343.064	344.321	346.578	349.514
Inboard cabin cruisers, including commercial and military (except sailboats and lifeboats).....		336612-31	06/11	138.500	138.500	138.500	138.500	140.859
Other inboard motorboats, including commercial and military (except sailboats and lifeboats).....		336612-32	06/11	148.245	148.245	149.245	151.043	151.254
Inboard-outdrive boats, including commercial and military (except sailboats and lifeboats).....		336612-5	12/81	276.709	276.709	288.448	288.448	288.448
All other inboard-outdrive boats, incl. comm. and military (except sailboats and lifeboats).....		336612-52	06/11	133.404	133.404	137.574	137.574	137.574
All other boats (excluding military and commercial).....		336612-8	12/81	281.960	281.960	272.387	272.387	279.057
Secondary products and miscellaneous receipts.....		336612-SM						
Miscellaneous receipts.....		336612-M	12/88	294.887	294.887	300.611	301.079	306.804
Other transportation equipment manufacturing.....	3369		12/03	124.160	124.125	124.276	124.588	124.326
Other transportation equipment manufacturing.....	33699		12/03	124.160	124.125	124.276	124.588	124.326
Motorcycle, bicycle, and parts mfg.....	336991		12/84	154.993	154.993	155.292	155.400	155.423
Primary products.....		336991-P	12/84	160.148	160.148	160.460	160.575	160.598
Motorcycles, including three-wheel motorbikes, motorscooters, mopeds, and parts.....		336991-3	12/84	179.500	179.500	179.813	179.964	179.964
Bicycles, including parts (excluding children's 2-wheel sidewalk cycles).....		336991-4	12/84	168.011	168.011	168.543	168.543	168.708
Cycles, all types, tubular construction.....		336991-42	12/98	138.530	138.530	139.470	139.470	139.761
Parts for bicycles, unicycles, and adult tricycles.....		336991-45	12/84	176.688	176.688	176.688	176.688	176.688
Secondary products and miscellaneous receipts.....		336991-SM						
Secondary products.....		336991-S	12/84	167.819	167.819	167.819	-	-

See footnotes at end of table.

Table 11. Producer price indexes for net output of selected industries and their products, not seasonally adjusted — Continued
[August 2022]

Title ¹	Industry code	Product code	Index base	Unadjusted index ²				
				Apr. 2022	May 2022 ^P	June 2022 ^P	July 2022 ^P	Aug. 2022 ^P
All other transportation equipment mfg.	336999		12/03	127.353	127.291	127.378	127.868	127.389
Primary products.		336999-P	12/03	125.479	125.413	125.505	126.025	125.514
All-terrain vehicles and parts.		336999-4	06/08	111.225	111.163	111.165	111.468	111.020
All other miscellaneous transportation equipment.		336999-6	06/08	117.856	117.842	117.892	119.153	119.007
Secondary products and miscellaneous receipts.		336999-SM						
Secondary products.		336999-S	12/03	168.602	168.602	168.602	168.602	168.709
Furniture & related product mfg.	337		12/84	252.081	254.820	257.591	259.472	261.881
HH & institutional furniture & kitchen cabinet mfg.	3371		12/84	241.645	243.835	244.791	248.761	250.324
Wood kitchen cabinet & countertop mfg.	33711		12/03	152.943	153.889	153.889	154.423	155.570
Wood kitchen cabinet and countertop mfg.	337110		06/84	258.228	259.825	259.825	260.726	262.662
Primary products.		337110-P	12/03	153.235	154.238	154.238	154.804	155.983
Custom wood kitchen cabinets, bathroom vanities, and related cabinet sold directly to customers.		337110-H	03/04	144.342	144.342	144.342	144.342	144.342
Stock wood kitchen cabinets and related cabinetwork for permanent installation. ...		337110-1	06/84	243.390	243.390	243.390	245.928	245.928
Custom wood kitchen cabinets and related cabinetwork not sold direct to customer at retail.		337110-4	06/84	—	324.330	324.330	324.330	324.330
Secondary products and miscellaneous receipts.		337110-SM						
Household & institutional furniture mfg.	33712		12/03	169.396	171.149	172.120	175.887	176.903
Upholstered household furniture mfg.	337121		06/82	251.875	253.598	253.957	264.232	264.893
Primary products.		337121-P	06/82	240.935	243.142	243.602	256.645	257.254
Upholstered household furniture, excl. dual-purpose sleep furniture.		337121-1	06/82	237.975	240.174	240.656	252.715	253.353
Upholstered household sofas, davenports, settees, and loveseats, except custom.		337121-11	06/82	240.234	242.871	243.429	255.747	256.584
Upholstered household sectional sofa pieces, except custom.		337121-12	12/87	197.935	198.898	199.366	208.147	208.672
Upholstered household rocking chairs, including swivel rockers, except custom.		337121-13	06/82	219.366	224.495	224.495	224.579	224.579
Other upholstered household furniture, including custom sold at retail.		337121-15	06/05	181.436	182.814	183.389	185.141	185.479
Dual-purpose sleep furniture incl. futon, conv. sofa, jackknife & chair beds, except custom.		337121-4	06/89	254.275	256.271	256.271	284.318	284.318
Secondary products and miscellaneous receipts.		337121-SM						
Miscellaneous receipts.		337121-M	06/05	221.025	221.025	221.025	221.025	—
Nonupholstered wood household furniture mfg.	337122		12/79	328.594	333.252	335.762	335.762	336.260
Primary products.		337122-P	12/79	346.817	352.711	355.888	355.888	355.888
Infants' and children's wood furniture, except custom.		337122-A	12/04	181.864	182.898	183.352	183.352	183.352
Custom nonupholstered wood household furniture sold direct, excl. kitchen cabinets and vanities.		337122-J	06/12	110.408	112.945	114.883	114.883	114.883
Wood household den, family room, library, and living room furniture, except custom.		337122-1	12/79	341.595	348.732	351.450	351.450	351.450
Wood dining room and kitchen furniture, excl. cabinets, except custom.		337122-4	12/79	383.333	394.300	398.449	398.449	398.449
Wood bedroom furniture, except custom.		337122-8	12/79	349.993	352.072	355.381	355.381	355.381
Secondary products and miscellaneous receipts.		337122-SM						
Secondary products.		337122-S	12/79	244.252	244.252	244.252	244.252	246.481
Metal household furniture mfg.	337124		06/84	240.045	244.770	244.276	244.146	250.982
Primary products.		337124-P	06/84	241.354	246.924	246.197	246.085	254.164
Metal dining room, and kitchen furniture, incl. padded and plain chairs and stools.		337124-1	06/84	194.803	209.862	207.897	207.594	210.013
Metal outdoor and casual furniture, incl. beach, lawn, garden and porch.		337124-6	06/84	338.177	338.177	338.177	338.177	345.635
Other nonupholstered metal household furniture.		337124-8	06/84	189.328	189.328	189.328	189.328	200.421
Secondary products and miscellaneous receipts.		337124-SM						
Secondary products.		337124-S	06/84	288.667	289.133	291.103	290.509	290.892
Household furniture, except wood or metal, mfg.	337125		12/85	139.249	139.249	139.249	139.249	—
Primary products.		337125-P	12/85	140.601	140.601	140.601	140.601	—
Nonupholstered household furniture (except wood and metal).		337125-0	12/85	140.601	140.601	140.601	140.601	—
Institutional furniture mfg.	337127		12/03	190.350	192.737	196.166	198.320	199.765
Primary products.		337127-P	12/03	191.533	194.151	197.605	200.083	201.673
Other institutional furniture.		337127-B	12/11	143.987	143.935	144.926	145.380	146.154
School furniture (except stone and concrete), excl. library furniture.		337127-1	12/84	341.446	342.721	343.923	359.387	365.506
Public building and related furniture, excl. bar, bowling, cafeteria, restaurant and school.		337127-5	12/84	290.536	291.220	294.120	295.661	297.670
Public furniture (bar, bowling center, cafeteria, and restaurant).		337127-8	12/03	168.841	181.726	194.267	195.393	196.191
Secondary products and miscellaneous receipts.		337127-SM						
Miscellaneous receipts.		337127-M	12/03	184.711	184.711	191.292	191.292	191.292
Secondary products.		337127-S	12/03	176.065	177.541	177.720	177.559	178.389
Office furniture (including fixtures) mfg.	3372		12/03	183.870	185.553	189.776	189.063	192.224
Office furniture (including fixtures) mfg.	33721		12/03	183.871	185.553	189.776	189.063	192.224
Wood office furniture mfg.	337211		06/85	256.121	259.856	267.732	268.177	270.929
Primary products.		337211-P	06/85	248.524	252.717	261.290	262.083	265.737

See footnotes at end of table.

Table 11. Producer price indexes for net output of selected industries and their products, not seasonally adjusted — Continued
 [August 2022]

Title ¹	Industry code	Product code	Index base	Unadjusted index ²				
				Apr. 2022	May 2022 ^P	June 2022 ^P	July 2022 ^P	Aug. 2022 ^P
Wood office furniture mfg - Continued								
Wood office furniture panel systems, desking systems, and other wood office furniture.....		337211-A	06/98	149.076	151.807	153.177	153.269	156.069
Wood office seating, including upholstered.....		337211-1	06/98	186.297	187.053	198.381	199.542	199.649
Wood office desks and desk extensions.....		337211-4	06/85	281.161	289.686	302.124	302.772	310.028
Wood office files, storage units, and tables.....		337211-7	06/98	172.487	175.729	176.566	176.879	180.190
Secondary products and miscellaneous receipts.....		337211-SM						
Secondary products.....		337211-S	06/85	284.916	285.511	288.442	286.673	283.575
Custom architectural woodwork and millwork.....	337212		12/03	163.625	164.402	164.910	165.444	167.710
Primary products.....		337212-P	12/03	159.611	160.351	160.761	161.212	163.703
Custom architectural woodwork, millwork, and fixtures.....		337212-0	12/03	159.611	160.351	160.761	161.212	163.703
Secondary products and miscellaneous receipts.....		337212-SM						
Office furniture, except wood, mfg.....	337214		12/79	357.511	366.606	383.494	380.931	389.020
Primary products.....		337214-P	12/79	357.621	365.575	382.698	380.611	389.906
Office seating, including upholstered, except wood.....		337214-1	12/79	275.428	269.586	288.494	274.320	259.415
Office files, storage units, and tables, except wood.....		337214-7	06/95	190.771	199.066	204.338	205.941	208.226
Secondary products and miscellaneous receipts.....		337214-SM						
Showcases, partitions, shelving, and lockers mfg.....	337215		12/03	211.514	209.925	211.852	210.164	213.563
Primary products.....		337215-P	12/03	190.854	188.865	190.673	188.651	192.039
Storage racks and accessories, except wood.....		337215-E	12/83	317.053	321.060	321.060	315.728	296.374
Fixtures (bank, office, and store), except wood.....		337215-G	12/83	293.173	285.146	281.876	281.304	304.896
Wood furniture dimensions and nonwood furniture parts and frames.....		337215-L	12/06	165.683	—	167.912	168.111	174.045
Secondary products and miscellaneous receipts.....		337215-SM						
Other furniture related product mfg.....	3379		12/03	169.163	172.412	173.214	173.599	173.851
Mattress mfg.....	33791		12/03	174.204	176.685	177.688	178.126	178.437
Mattress mfg.....	337910		06/83	244.079	247.555	248.961	249.575	250.010
Primary products.....		337910-P	06/83	241.797	245.358	246.838	247.484	247.942
Mattress and foundation sets.....		337910-E	12/03	135.752	138.790	139.176	139.176	139.462
Innerspring mattresses, excluding crib-size.....		337910-1	01/04	198.542	200.810	201.900	201.900	201.915
Other mattresses, including crib, foam, waterbed mattresses and mattress inserts.....		337910-4	06/83	230.828	233.678	237.294	240.555	241.547
Foundations, excl. innerspring units, hybrid-type flotation, ensembles, and adjustable units.....		337910-7	12/03	208.707	208.419	209.115	209.115	209.704
Secondary products and miscellaneous receipts.....		337910-SM						
Blind & shade mfg.....	33792		12/03	164.832	171.488	171.555	171.759	171.799
Blind and shade mfg.....	337920		06/84	250.230	260.334	260.435	260.745	260.805
Primary products.....		337920-P	06/84	256.586	267.755	267.755	267.755	267.755
Secondary products and miscellaneous receipts.....		337920-SM						
Miscellaneous mfg.....	339		12/03	138.187	138.825	139.176	139.651	140.069
Medical equipment & supplies mfg.....	3391		12/03	126.587	127.242	127.382	127.521	127.645
Medical equipment & supplies mfg.....	33911		12/03	126.589	127.244	127.384	127.523	127.647
Surgical and medical instrument mfg.....	339112		06/82	145.129	146.571	146.602	146.711	146.668
Primary products.....		339112-P	06/82	146.044	147.612	147.632	147.738	147.706
Surgical and medical instruments.....		339112-0	06/82	139.958	141.461	141.480	141.581	141.551
Surgical and orthopedic instruments.....		339112-01	06/12	109.604	112.502	113.262	113.262	113.073
Surgical and medical catheters.....		339112-05	06/82	115.418	117.541	116.652	116.652	116.652
Other surgical and medical apparatus and instruments, excluding parts.....		339112-06	06/12	99.995	99.845	99.402	99.762	99.883
Parts for surgical and medical apparatus and instruments.....		339112-09	06/12	109.369	109.408	109.408	109.034	109.118
Secondary products and miscellaneous receipts.....		339112-SM						
Surgical appliance and supplies mfg.....	339113		06/83	226.695	228.440	228.790	228.814	229.201
Primary products.....		339113-P	06/83	231.317	233.513	233.682	233.666	233.981
Medical and surgical appliances and supplies, incl. orthopedic, prosthetic, and therapeutic.....		339113-2	06/83	224.464	224.285	224.493	224.475	224.863
Other orthopedic and prosthetic appliances.....		339113-22	12/03	99.458	99.458	99.458	99.458	99.458
Other medical and surgical appliances and supplies.....		339113-27	12/03	137.296	137.158	137.318	137.304	137.603
Hospital beds and specialized hospital furniture.....		339113-4	12/11	121.192	121.763	121.763	121.763	121.763
Personal industrial and nonindustrial safety equipment and clothing.....		339113-6	06/83	261.970	279.275	279.275	279.275	279.275
Secondary products and miscellaneous receipts.....		339113-SM						
Miscellaneous receipts.....		339113-M	07/88	234.861	234.930	235.339	235.462	235.930
Secondary products.....		339113-S	06/83	161.508	161.504	164.121	164.422	165.592
Dental equipment and supplies mfg.....	339114		06/85	454.213	440.288	442.475	447.707	448.232
Primary products.....		339114-P	06/85	434.567	419.955	421.731	429.157	429.157
Dental professional equipment and supplies.....		339114-1	06/97	192.794	192.794	194.033	199.216	199.216
Professional dental equipment.....		339114-11	06/85	301.545	301.545	301.545	322.689	322.689
Professional dental supplies.....		339114-12	06/85	283.409	283.409	286.649	284.736	284.736

See footnotes at end of table.

Table 11. Producer price indexes for net output of selected industries and their products, not seasonally adjusted — Continued
 [August 2022]

Title ¹	Industry code	Product code	Index base	Unadjusted index ²				
				Apr. 2022	May 2022 ^P	June 2022 ^P	July 2022 ^P	Aug. 2022 ^P
Dental equipment and supplies mfg - Continued								
Secondary products and miscellaneous receipts.....		339114-SM						
Miscellaneous receipts.....		339114-M	06/85	296.561	296.561	299.793	301.702	301.702
Ophthalmic goods mfg.....	339115		12/83	170.415	170.415	170.415	170.415	170.946
Primary products.....		339115-P	12/83	167.205	167.205	167.205	167.205	167.790
Ophthalmic fronts, temples, and focal and contact lenses.....		339115-9	12/11	117.915	117.915	117.915	117.915	118.544
Secondary products and miscellaneous receipts.....		339115-SM						
Other miscellaneous mfg.....	3399		12/85	206.027	206.823	207.741	209.085	210.269
Jewelry & silverware mfg.....	33991		12/85	251.308	252.964	252.454	248.562	251.009
Jewelry and silverware mfg.....	339910		12/11	118.519	119.300	119.060	117.224	118.378
Primary products.....		339910-P	12/11	118.278	119.205	118.948	116.914	118.221
Jewelry, gold and platinum.....		339910-1	12/85	258.229	261.851	261.503	253.898	258.194
Costume jewelry and novelties.....		339910-4	12/03	155.717	155.717	155.717	158.000	158.000
All other jewelry and personal goods (excluding costume).....		339910-8	12/11	117.188	117.188	116.079	114.976	115.695
Secondary products and miscellaneous receipts.....		339910-SM						
Miscellaneous receipts.....		339910-M	12/11	127.825	127.479	127.349	126.954	-
Sporting & athletic goods mfg.....	33992		12/03	135.576	136.188	137.125	137.201	137.201
Sporting and athletic goods mfg.....	339920		12/85	166.036	166.781	167.923	168.016	168.016
Primary products.....		339920-P	12/85	161.625	162.510	163.809	163.921	163.921
Other sporting and athletic goods.....		339920-A	12/85	171.780	171.780	171.780	172.232	172.232
Golf equipment, excluding apparel and shoes.....		339920-4	12/85	82.571	82.602	82.618	82.588	-
Playground equipment.....		339920-5	06/92	392.285	392.285	404.080	404.080	404.080
Gymnasium and exercise equipment.....		339920-7	06/92	147.124	150.572	153.563	153.563	153.563
Secondary products and miscellaneous receipts.....		339920-SM						
Secondary products.....		339920-S	12/85	241.256	242.095	254.159	254.159	254.159
Doll, toy & game mfg.....	33993		12/03	151.284	151.284	151.284	151.284	156.163
Doll, toy, and game mfg.....	339930		06/85	182.738	182.738	182.738	182.738	188.660
Primary products.....		339930-P	06/85	182.967	182.967	182.967	182.967	182.967
Models (operating & static), craft kits/supply, natural science kits, & collectors' miniatures.....		339930-6	06/85	269.868	269.868	269.868	269.868	269.868
Other nonelectronic toys, including parts.....		339930-8	06/85	184.460	184.460	184.460	184.460	184.460
Secondary products and miscellaneous receipts.....		339930-SM						
Office supplies (exc paper) mfg.....	33994		12/85	180.677	182.360	184.698	186.358	186.988
Office supplies, except paper, mfg.....	339940		12/11	123.632	124.781	126.377	127.517	127.948
Primary products.....		339940-P	12/11	119.871	121.314	123.345	123.908	124.327
Pens, mechanical pencils, markers, and associated parts.....		339940-1	12/85	199.171	203.662	207.454	207.454	207.454
Lead pencils, art goods, office supplies & small office equipment, excluding paper.....		339940-2	12/03	139.426	141.278	145.015	146.662	146.662
Marking devices.....		339940-3	12/85	181.294	181.294	181.294	181.294	181.507
Secondary products and miscellaneous receipts.....		339940-SM						
Miscellaneous receipts.....		339940-M	12/11	140.959	140.959	140.959	145.154	145.154
Secondary Products.....		339940-S	12/11	141.698	142.056	142.056	142.057	144.458
Sign mfg.....	33995		12/03	146.191	147.130	148.087	150.248	152.677
Sign mfg.....	339950		12/85	212.484	213.849	215.242	218.382	221.910
Primary products.....		339950-P	12/85	210.077	211.560	212.578	216.333	220.624
Electric signs and displays, including trade show exhibits.....		339950-1	12/85	182.768	182.768	182.768	182.768	185.955
Nonelectric signs and displays, including trade show exhibits.....		339950-4	12/85	249.491	252.580	254.703	262.527	268.186
Secondary products and miscellaneous receipts.....		339950-SM						
All other misc mfg.....	33999		12/03	155.546	155.774	156.359	158.133	158.243
Gasket, packing, and sealing device mfg.....	339991		12/85	216.360	217.198	219.064	223.318	223.399
Primary products.....		339991-P	12/85	222.990	224.005	225.772	230.903	230.489
Compression packing.....		339991-1	12/85	295.677	295.677	298.990	298.990	298.990
Molded packing and seals.....		339991-2	06/07	132.143	134.789	135.418	143.473	142.393
Nonmetallic gaskets and gasketing.....		339991-3	12/85	252.044	252.043	254.825	264.268	264.268
Metallic gaskets and machined seals.....		339991-7	12/85	279.826	279.826	274.005	274.005	274.005
Rotary oil seals.....		339991-9	12/90	162.794	162.794	167.705	167.705	167.705
Secondary products and miscellaneous receipts.....		339991-SM						
Miscellaneous receipts.....		339991-M	06/97	143.083	143.083	143.083	143.083	143.083
Secondary products.....		339991-S	12/85	152.586	152.639	156.877	157.317	161.612
Musical instrument mfg.....	339992		06/85	266.998	268.071	268.071	275.299	277.825
Primary products.....		339992-P	06/85	266.046	267.202	267.202	274.992	277.714
Nonelectronic pianos, organs, and nonelectronic pianos and organ parts, excluding benches.....		339992-A	12/09	156.752	161.709	161.709	163.517	163.517
Other musical instruments and parts.....		339992-7	06/85	253.217	253.217	253.217	261.347	264.350

See footnotes at end of table.

Table 11. Producer price indexes for net output of selected industries and their products, not seasonally adjusted — Continued
[August 2022]

Title ¹	Industry code	Product code	Index base	Unadjusted index ²				
				Apr. 2022	May 2022 ^P	June 2022 ^P	July 2022 ^P	Aug. 2022 ^P
Musical instrument mfg - Continued								
Other electronic musical instruments, excluding electronic organs.....		339992-71	12/09	144.838	144.838	144.838	146.472	146.472
Other nonelectronic musical instruments.....		339992-72	06/99	142.762	142.762	142.762	151.793	—
Parts and accessories for other musical instruments, sold separately, excl. benches & cases.....		339992-73	06/85	204.660	204.660	204.660	208.379	213.775
Secondary products and miscellaneous receipts.....		339992-SM						
Miscellaneous receipts.....		339992-M	06/85	286.478	286.478	286.478	286.478	—
Fastener, button, needle, and pin mfg.....	339993		12/85	230.795	230.795	230.795	240.502	240.502
Primary products.....		339993-P	12/85	237.360	237.360	237.360	246.206	246.206
Fasteners, zippers, buttons, needles, pins, and buckles (except precious metal) ...		339993-0	12/85	237.360	237.360	237.360	246.206	246.206
Secondary products and miscellaneous receipts.....		339993-SM						
Broom, brush, and mop mfg.....	339994		12/85	203.683	203.639	203.960	208.286	208.142
Primary products.....		339994-P	12/85	203.335	203.821	204.216	208.813	209.185
Brooms, mops and dusters.....		339994-1	12/85	238.150	238.494	239.915	239.915	239.915
Mops and dusters, including refills.....		339994-13	06/07	133.935	133.964	135.643	135.643	135.643
Paint and varnish brushes, paint holders, pads, roller frames and rollers.....		339994-3	12/85	176.223	178.924	178.924	178.924	178.924
Paint and varnish brushes.....		339994-31	06/07	122.076	126.903	126.903	126.903	126.903
Paint holders, pads, roller frames and rollers.....		339994-32	06/07	111.411	111.510	111.510	111.510	111.510
Other types of brushes.....		339994-5	12/85	206.956	206.956	207.042	215.028	215.674
Personal brushes.....		339994-51	06/07	107.160	107.160	107.239	107.239	107.239
All other types of brushes, except personal.....		339994-52	06/07	148.599	148.599	148.599	161.610	162.663
Secondary and miscellaneous receipts.....		339994-SM						
Burial casket mfg.....	339995		12/84	432.507	434.097	434.731	434.731	434.731
Primary products.....		339995-P	12/84	433.426	434.958	434.958	434.958	434.958
Metal burial caskets and coffins, completely lined and trimmed, adult sizes only. ...		339995-1	12/84	442.809	445.573	445.573	445.573	445.573
Other burial caskets and coffins, including burial boxes and vaults (except concrete and stone).....		339995-5	12/84	351.879	351.879	351.879	351.879	351.879
Secondary products and miscellaneous receipts.....		339995-SM						
All other miscellaneous mfg.....	339999		12/85	203.842	203.896	204.468	204.902	204.902
Primary products.....		339999-P	12/85	215.236	215.161	215.658	216.089	216.089
Mirror and picture frames and framed pictures.....		339999-E	06/84	240.787	239.871	244.264	244.264	244.264
All other miscellaneous fabricated products, incl. fire extinguishers and umbrellas.....		339999-L	12/85	260.603	260.603	259.837	259.837	259.837
Candles, including tapers.....		339999-5	12/85	202.978	202.978	205.399	207.227	207.227
Secondary products and miscellaneous receipts.....		339999-SM						
Secondary products.....		339999-S	12/85	170.561	173.355	177.226	179.091	179.091
Services industries								
Merchant wholesalers, durable goods.....	423		06/04	196.776	196.053	195.052	197.220	196.502
Motor vehicle and parts merchant wholesalers.....	4231		05/19	156.389	146.556	142.868	140.261	141.511
Motor vehicle and parts merchant wholesalers.....	42310		05/19	156.389	146.556	142.868	140.261	141.511
Motor vehicle and parts merchant wholesalers.....	423100		05/19	156.346	146.527	142.844	140.241	141.490
Primary services.....		423100-P	02/09	202.902	189.324	184.231	180.632	182.358
Motor vehicle and parts wholesaler services.....		423100-1	02/09	202.902	189.324	184.231	180.632	182.358
Furniture and home furnishing merchant wholesalers.....	4232		05/19	137.177	138.760	137.056	141.182	144.314
Furniture and home furnishing merchant wholesalers.....	42320		05/19	137.177	138.760	137.056	141.182	144.314
Furniture and home furnishing merchant wholesalers.....	423200		05/19	137.165	138.759	137.035	141.175	144.317
Primary services.....		423200-P	02/09	149.756	151.710	149.460	154.223	157.839
Furniture and home furnishing wholesaler services.....		423200-1	02/09	149.756	151.710	149.460	154.223	157.839
Lumber and other construction materials merchant wholesalers.....	4233		05/19	160.398	161.907	161.681	157.817	158.138
Lumber and other construction materials merchant wholesalers.....	42330		05/19	160.398	161.907	161.681	157.817	158.138
Lumber and other construction materials merchant wholesalers.....	423300		05/19	160.304	161.813	161.597	157.747	158.068
Primary services.....		423300-P	02/09	171.591	173.196	172.861	168.612	168.965
Lumber and other construction material wholesaler services.....		423300-1	02/09	171.591	173.196	172.861	168.612	168.965
Professional and commercial equipment and supplies merchant wholesalers.....	4234		05/19	113.269	112.917	112.118	114.169	113.088
Professional and commercial equipment and supplies merchant wholesalers.....	42340		05/19	113.269	112.917	112.118	114.169	113.088
Professional and commercial equipment and supplies merchant wholesalers.....	423400		05/19	113.466	113.071	112.193	114.228	113.199
Primary services.....		423400-P	02/09	138.428	137.337	135.137	137.334	136.863
Professional and commercial equipment and supplies wholesaler services.....		423400-1	02/09	138.428	137.337	135.137	137.334	136.863
Metal and mineral (except petroleum) merchant wholesalers.....	4235		05/19	198.695	201.807	176.600	169.010	164.188
Metal and mineral (except petroleum) merchant wholesalers.....	42350		05/19	198.695	201.807	176.600	169.010	164.188
Metal and mineral (except petroleum) merchant wholesalers.....	423500		05/19	198.640	201.878	176.664	169.097	164.300
Primary services.....		423500-P	02/09	284.411	292.099	255.672	245.336	239.034

See footnotes at end of table.

Table 11. Producer price indexes for net output of selected industries and their products, not seasonally adjusted — Continued
[August 2022]

Title ¹	Industry code	Product code	Index base	Unadjusted index ²				
				Apr. 2022	May 2022 ^P	June 2022 ^P	July 2022 ^P	Aug. 2022 ^P
Metal and mineral (except petroleum) merchant wholesalers - Continued								
Metals and minerals wholesaler services.....		423500-1	02/09	284.411	292.099	255.672	245.336	239.034
Household appliances and electrical and electronic goods merchant wholesalers.....	4236		05/19	132.670	132.713	134.947	142.831	138.371
Household appliances and electrical and electronic goods merchant wholesalers.....	42360		05/19	132.670	132.713	134.947	142.831	138.371
Household appliances and electrical and electronic goods merchant wholesalers.....	423600		05/19	132.457	132.681	135.054	142.893	138.484
Primary services.....		423600-P	02/09	151.487	149.442	150.347	159.726	154.115
Household appliances, electrical, and electronics wholesaler services.....		423600-1	02/09	151.487	149.442	150.347	159.726	154.115
Hardware, plumbing and heating equipment and supplies merchant wholesalers.....	4237		05/19	129.971	131.124	130.166	130.184	128.719
Hardware, plumbing and heating equipment and supplies merchant wholesalers.....	42370		05/19	129.971	131.124	130.166	130.184	128.719
Hardware, plumbing, and heating equipment and supplies merchant wholesalers.....	423700		05/19	130.122	131.241	130.282	130.308	128.879
Primary services.....		423700-P	02/09	131.698	133.543	132.588	132.447	130.222
Hardware, plumbing, and heating equipment and supplies wholesaler services.....		423700-1	02/09	131.698	133.543	132.588	132.447	130.222
Machinery, equipment, and supplies merchant wholesalers.....	4238		05/19	117.986	121.597	126.439	129.799	132.782
Machinery, equipment, and supplies merchant wholesalers.....	42380		05/19	117.986	121.597	126.439	129.799	132.782
Machinery and supply merchant wholesalers.....	423800		05/19	118.255	121.892	126.749	130.147	133.147
Primary services.....		423800-P	02/09	184.445	190.465	198.088	203.977	208.845
Machinery and supply wholesaler services.....		423800-1	02/09	184.445	190.465	198.088	203.977	208.845
Other receipts.....		423800-SM	05/19	103.601	105.793	109.906	111.194	113.279
Miscellaneous durable goods merchant wholesalers (except materials recyclers).....	4239		05/19	133.753	136.439	140.014	136.886	135.979
Miscellaneous durable goods merchant wholesalers (except materials recyclers).....	42390		05/19	133.753	136.439	140.014	136.886	135.979
Miscellaneous durable goods, except recyclable material, merchant wholesalers.....	423900		05/19	133.504	136.161	139.696	136.657	135.760
Primary services.....		423900-P	02/09	111.865	114.179	117.259	114.417	113.636
Miscellaneous durable goods wholesaler services.....		423900-1	02/09	111.865	114.179	117.259	114.417	113.636
Merchant wholesalers, nondurable goods.....	424		06/05	190.721	195.299	196.667	197.869	199.145
Paper and paper product merchant wholesalers.....	4241		01/21	138.491	143.830	146.121	147.066	147.452
Paper and paper product merchant wholesalers.....	42410		01/21	138.491	143.830	146.121	147.066	147.452
Paper and paper product merchant wholesalers.....	424100		01/21	138.491	143.830	146.121	147.066	147.452
Primary services.....		424100-P	02/09	179.364	185.845	188.888	189.997	190.361
Paper wholesaler services.....		424100-1	02/09	179.364	185.845	188.888	189.997	190.361
Wholesaling of paper and paper products.....		424100-11	02/09	181.915	188.348	191.025	192.664	193.016
Wholesaling of all other goods, except paper and paper products.....		424100-12	01/21	123.516	128.748	133.101	131.035	131.378
Drugs and druggists' sundries merchant wholesalers.....	4242		01/21	105.174	110.091	107.395	108.813	111.434
Drugs and druggists' sundries merchant wholesalers.....	42420		01/21	105.174	110.091	107.395	108.813	111.434
Drugs and druggists' sundries merchant wholesalers.....	424200		01/21	105.174	110.091	107.395	108.813	111.434
Primary products.....		424200-P	02/09	154.407	161.626	157.668	159.749	163.598
Wholesaling of pharmaceuticals.....		424200-1	02/09	154.158	162.848	158.018	160.597	164.971
Wholesaling of all other goods, except pharmaceuticals.....		424200-2	01/21	105.993	106.061	106.239	106.017	106.906
Apparel and piece goods merchant wholesalers.....	4243		01/21	94.873	90.805	93.616	93.220	92.635
Apparel and piece goods merchant wholesalers.....	42430		01/21	94.873	90.805	93.616	93.220	92.635
Apparel and piece goods merchant wholesalers.....	424300		01/21	94.873	90.805	93.616	93.220	92.635
Primary services.....		424300-P	02/09	117.285	112.253	115.722	115.232	114.508
Apparel wholesaler services.....		424300-1	02/09	117.285	112.253	115.722	115.232	114.508
Wholesaling of apparel.....		424300-11	02/09	125.744	118.926	123.225	122.918	120.411
Grocery and related product merchant wholesalers.....	4244		01/21	114.178	115.275	115.587	117.559	117.660
Grocery and related product merchant wholesalers.....	42440		01/21	114.178	115.275	115.587	117.559	117.660
Grocery and related product merchant wholesalers.....	424400		01/21	114.178	115.275	115.588	117.559	117.660
Primary services.....		424400-P	02/09	124.272	125.472	125.764	127.922	128.033
Grocery and related product wholesaler services.....		424400-1	02/09	124.272	125.472	125.764	127.922	128.033
Wholesaling of fresh meat, seafood, dairy, and fruits and vegetables.....		424400-11	06/13	136.330	130.601	131.522	135.804	134.756
Wholesaling of packaged frozen and canned foods.....		424400-12	06/13	157.077	161.990	162.505	153.947	157.684
Wholesaling of baked goods, non-alcoholic beverages, and all other groceries.....		424400-13	06/13	130.992	132.770	134.297	140.563	140.506
Wholesaling of all other goods, except groceries.....		424400-14	01/21	131.738	153.132	144.049	143.350	141.065
Chemicals and allied products merchant wholesalers.....	4246		01/21	131.302	133.034	127.999	125.429	125.178
Chemicals and allied products merchant wholesalers.....	42460		01/21	131.302	133.034	127.999	125.429	125.178
Chemicals and allied products merchant wholesalers.....	424600		01/21	131.302	133.033	127.999	125.429	125.179
Primary products.....		424600-P	02/09	151.596	153.632	147.651	144.390	144.093
Wholesaling of chemicals, plastics, and allied products.....		424600-1	02/09	152.683	154.433	148.145	144.471	144.323
Wholesaling of all other goods, except chemicals, plastics, and allied products.....		424600-2	01/21	116.908	122.504	121.412	124.098	121.853

See footnotes at end of table.

Table 11. Producer price indexes for net output of selected industries and their products, not seasonally adjusted — Continued
[August 2022]

Title ¹	Industry code	Product code	Index base	Unadjusted index ²				
				Apr. 2022	May 2022 ^P	June 2022 ^P	July 2022 ^P	Aug. 2022 ^P
Petroleum and petroleum products merchant wholesalers.....	4247		01/21	120.782	122.894	128.171	128.867	128.214
Petroleum and petroleum products merchant wholesalers.....	42470		01/21	120.782	122.894	128.171	128.867	128.214
Petroleum and petroleum products merchant wholesalers.....	424700		01/21	120.782	122.894	128.171	128.865	128.213
Primary products.....		424700-P	02/09	147.325	149.846	156.644	157.583	156.814
Wholesaling of petroleum products.....		424700-1	02/09	147.569	150.189	157.006	158.067	157.284
Wholesaling of all other goods, except petroleum products.....		424700-2	01/21	114.158	113.519	118.580	115.996	115.773
Other receipts.....		424700-SM	01/21	119.203	122.120	121.886	121.201	120.160
Beer, wine, and distilled alcoholic beverage merchant wholesalers.....	4248		01/21	111.256	113.314	114.526	115.711	116.339
Beer, wine, and distilled alcoholic beverage merchant wholesalers.....	42480		01/21	111.256	113.314	114.526	115.711	116.339
Beer, wine, and distilled alcoholic beverage merchant wholesalers.....	424800		01/21	111.256	113.314	114.526	115.711	116.339
Primary services.....		424800-P	02/09	140.499	143.099	144.629	146.126	146.919
Alcoholic beverage wholesaler services.....		424800-1	02/09	140.499	143.099	144.629	146.126	146.919
Wholesaling of beer, wine, and distilled alcoholic beverages.....		424800-11	02/09	140.840	143.497	145.132	146.594	147.353
Wholesaling of all other goods, except alcoholic beverages.....		424800-12	01/21	101.462	101.860	100.077	102.271	103.876
Miscellaneous nondurable goods merchant wholesalers.....	4249		01/21	124.991	132.989	137.381	137.943	140.189
Miscellaneous nondurable goods merchant wholesalers.....	42490		01/21	124.991	132.989	137.381	137.943	140.189
Miscellaneous nondurable goods merchant wholesalers.....	424900		01/21	124.991	132.989	137.381	137.943	140.189
Primary services.....		424900-P	02/09	179.679	191.361	197.731	198.553	201.848
Miscellaneous nondurable good wholesaler services.....		424900-1	02/09	179.679	191.361	197.731	198.553	201.848
Material recyclers.....	429930		12/86	572.692	517.569	479.612	439.374	430.676
Primary products.....		429930-P	12/86	572.247	514.913	475.116	433.728	424.723
Ferrous metal scrap.....		429930-1	12/86	754.637	663.668	585.390	516.543	489.063
Carbon steel scrap.....		429930-11	12/86	777.416	683.815	606.908	540.029	510.103
Heavy melting scrap.....		429930-111	12/86	799.856	—	—	—	—
Carbon steel scrap bundles.....		429930-112	12/86	926.117	832.548	752.962	574.472	513.395
Shredded carbon steel scrap.....		429930-113	12/86	515.724	459.521	414.871	386.326	368.569
Cut plate and structural scrap.....		429930-114	12/86	756.959	647.699	572.592	524.288	496.630
Other carbon steel scrap.....		429930-115	12/86	754.850	588.090	—	—	—
Stainless and alloy steel scrap.....		429930-12	12/86	1,041.138	907.596	720.177	548.620	544.588
Cast iron scrap.....		429930-13	12/86	423.703	395.049	354.559	323.112	—
Other ferrous scrap.....		429930-14	06/06	192.795	153.390	141.122	121.785	—
Nonferrous metal scrap.....		429930-2	12/86	670.880	604.697	569.122	514.369	540.477
Copper base scrap.....		429930-21	12/86	738.752	684.258	666.162	563.820	582.401
No 1 copper wire, heavy.....		429930-211	12/86	604.396	546.646	529.375	437.718	451.622
No 2 copper wire, mixed.....		429930-212	12/86	981.374	881.538	845.582	690.678	713.352
Yellow brass scrap.....		429930-213	12/86	787.814	741.627	721.162	546.862	592.876
Used beverage can scrap.....		429930-223	12/86	331.982	282.781	248.219	208.415	212.191
Other old aluminum base scrap.....		429930-224	12/86	233.426	218.590	202.081	177.897	170.603
Other nonferrous scrap (including lead, zinc and precious metals).....		429930-23	12/86	3,515.458	3,130.936	2,747.316	3,113.915	3,231.159
Recyclable paper.....		429930-3	12/86	254.379	239.511	240.456	248.643	227.970
News and other low grade recyclable paper.....		429930-31	12/86	202.159	200.882	211.575	212.980	213.358
Corrugated recyclable paper.....		429930-33	12/86	171.904	156.872	156.725	162.856	140.787
High grade recyclable paper (including pulp substitutes and deinking).....		429930-34	12/86	290.899	293.482	294.236	302.825	311.133
Recyclable materials, excluding metals and paper.....		429930-4	12/86	231.379	228.950	231.603	224.712	219.182
Recyclable plastics.....		429930-42	06/96	110.935	112.560	115.473	113.030	113.030
Other receipts.....		429930-SM1						
Motor vehicle and parts dealers.....	441		12/03	208.457	212.095	213.146	211.995	212.505
Automobile dealers.....	4411		12/03	209.512	213.166	214.674	212.178	212.178
New car dealers.....	44111		12/99	231.262	235.294	236.960	234.205	234.205
New car dealers.....	441110		12/99	231.387	235.430	237.083	234.326	234.326
Primary services.....		441110-P	12/99	221.083	224.091	227.196	224.601	224.601
Vehicle sales.....		441110-1	12/99	192.299	197.111	201.859	196.763	196.763
New vehicle sales.....		441110-101	12/99	247.293	257.231	268.238	263.412	263.412
Used vehicle sales.....		441110-102	12/99	148.434	148.636	147.710	142.159	142.159
Service labor and parts.....		441110-2	12/99	223.626	224.595	225.801	225.859	225.859
Other receipts.....		441110-SM	12/99	318.554	327.603	323.661	319.702	319.702
Recreational vehicle dealers.....	44121		06/01	235.653	238.706	207.438	202.219	202.574
Recreational vehicle dealers.....	441210		06/01	235.653	238.707	207.438	202.219	202.574
Primary services.....		441210-P	06/01	246.879	247.327	214.482	207.981	208.380
Recreational vehicle dealer services.....		441210-1	06/01	246.879	247.327	214.482	207.981	208.380
Boat dealers.....	441222		06/01	203.774	204.630	203.605	201.441	202.793
Primary services.....		441222-P	06/01	203.471	204.326	203.302	201.141	202.491
Boat dealer services.....		441222-1	06/01	203.471	204.326	203.302	201.141	202.491

See footnotes at end of table.

Table 11. Producer price indexes for net output of selected industries and their products, not seasonally adjusted — Continued
 [August 2022]

Title ¹	Industry code	Product code	Index base	Unadjusted index ²				
				Apr. 2022	May 2022 ^P	June 2022 ^P	July 2022 ^P	Aug. 2022 ^P
Automotive parts, accessories and tire stores.....	4413		12/01	216.502	221.350	225.650	231.817	234.556
Automotive parts and accessories stores.....	44131		12/03	236.160	241.632	248.906	256.607	256.689
Automotive parts and accessories stores.....	441310		12/03	236.161	241.632	248.906	256.607	256.689
Primary services.....		441310-P	12/03	236.164	241.635	248.910	256.611	256.693
Automotive parts and accessories store services.....		441310-1	12/03	236.164	241.635	248.910	256.611	256.693
Tire dealers.....	44132		12/03	161.416	164.784	164.502	167.785	173.749
Tire dealers.....	441320		12/03	161.416	164.784	164.502	167.785	173.749
Primary services.....		441320-P	12/03	161.568	164.939	164.657	167.943	173.913
Tire dealer services.....		441320-1	12/03	161.568	164.939	164.657	167.943	173.913
Furniture and home furnishings stores.....	442		12/03	200.677	202.646	207.262	207.440	211.295
Furniture stores.....	4421		12/03	207.005	208.671	209.077	205.542	204.735
Furniture stores.....	44211		12/03	207.005	208.671	209.077	205.542	204.735
Furniture stores.....	442110		06/03	209.786	211.474	211.885	208.303	207.486
Primary services.....		442110-P	06/03	213.694	215.552	216.327	212.136	211.270
Furniture store services.....		442110-1	06/03	213.694	215.552	216.327	212.136	211.270
Other receipts.....		442110-SM1	05/19	111.816	111.365	108.093	111.492	111.388
Floor covering stores.....	44221		12/03	196.102	198.433	207.819	212.156	221.277
Floor covering stores.....	442210		06/03	198.985	201.351	210.874	215.275	224.530
Primary services.....		442210-P	06/03	198.985	201.351	210.874	215.275	224.530
Floor covering store services.....		442210-1	06/03	198.985	201.351	210.874	215.275	224.530
Electronics and appliance stores.....	443		12/03	86.402	80.428	96.280	94.529	93.858
Electronics and appliance stores.....	4431		12/03	87.273	81.239	97.844	96.065	95.383
Electronics and appliance stores.....	44310		12/03	87.310	81.273	97.912	96.132	95.449
Electronics and appliance stores.....	443100		12/11	97.821	91.058	109.745	107.750	106.985
Primary products.....		443100-P	12/11	97.082	90.370	109.439	107.449	106.686
Retailing of entertainment and communication products.....		443100-1	12/11	70.022	62.348	86.089	83.556	83.049
Retailing of computers, hardware, software, and supplies.....		443100-2	06/03	53.764	50.003	59.863	58.718	58.687
Retailing of major household appliances.....		443100-3	05/19	131.331	133.717	135.071	133.847	130.747
Retailing of all other goods.....		443100-4	12/11	144.715	125.684	165.559	163.736	163.822
Building material and garden equipment and supply dealers.....	444		12/03	245.188	237.261	225.705	216.513	215.107
Building material and supplies dealers.....	4441		12/03	255.198	246.398	232.198	221.741	220.368
Building material and supplies dealers.....	44410		12/03	255.202	246.402	232.202	221.745	220.371
Building materials and supplies dealers.....	444100		05/19	169.881	164.023	154.570	147.610	146.695
Primary services.....		444100-P	05/19	169.644	163.794	154.355	147.404	146.491
Building materials and supplies dealer services.....		444100-1	05/19	169.644	163.794	154.355	147.404	146.491
Retailing of building materials, paint, and hardware.....		444100-11	05/19	184.569	174.979	163.275	152.480	151.578
Retailing of all other goods.....		444100-12	05/19	121.168	127.468	125.384	130.916	129.966
Lawn and garden equip and supplies stores.....	4442		12/03	177.611	176.007	183.978	184.017	182.321
Nursery, garden and farm supply stores.....	44422		12/03	177.612	176.008	183.979	184.018	182.322
Nursery, garden, and farm supply stores.....	444220		12/02	190.167	188.449	196.984	197.026	195.210
Primary services.....		444220-P	12/02	190.250	188.531	197.070	197.112	195.295
Nursery, garden center, and farm supply store services.....		444220-1	12/02	190.250	188.531	197.070	197.112	195.295
Food and beverage stores.....	445		12/99	228.616	232.747	240.280	239.092	238.155
Grocery stores.....	4451		12/03	196.666	200.233	207.019	205.613	204.807
Grocery (except convenience) stores.....	44511		12/03	196.666	200.233	207.019	205.613	204.807
Supermarkets and other grocery stores.....	445110		12/99	234.689	238.946	247.044	245.366	244.404
Primary services.....		445110-P	12/99	234.566	238.821	246.915	245.238	244.276
Supermarket and other grocery store services.....		445110-3	12/99	232.343	236.558	244.575	242.914	241.962
Retailing of food and beverage products.....		445110-32	01/17	121.556	123.408	127.038	125.845	125.871
Retailing of fresh meats.....		445110-321	12/99	333.048	335.812	329.831	314.595	311.620
Retailing of fresh fruits and vegetables.....		445110-322	12/99	225.656	224.920	232.919	230.360	229.774
Retailing of bakery products.....		445110-323	12/99	204.619	207.962	214.754	215.984	219.723
Retailing of dairy products.....		445110-324	12/99	168.104	172.166	181.791	162.912	178.920
Retailing of deli products.....		445110-325	12/99	164.891	164.176	169.440	173.937	173.531
Retailing of frozen food products.....		445110-326	12/99	140.559	138.742	144.686	151.623	141.760
Retailing of alcoholic beverages.....		445110-327	01/17	129.905	126.119	128.822	126.367	127.473
Retailing of all other food and beverage products.....		445110-328	12/99	227.238	237.716	250.488	255.697	254.423
Retailing of nonfood products.....		445110-33	01/17	120.739	124.446	131.033	131.563	128.817
Retailing of cleaning and paper products.....		445110-331	01/17	132.737	137.874	141.579	144.259	134.033
Retailing of health and beauty products.....		445110-332	12/99	242.761	245.313	248.115	256.091	244.245

See footnotes at end of table.

Table 11. Producer price indexes for net output of selected industries and their products, not seasonally adjusted — Continued
 [August 2022]

Title ¹	Industry code	Product code	Index base	Unadjusted index ²				
				Apr. 2022	May 2022 ^p	June 2022 ^p	July 2022 ^p	Aug. 2022 ^p
Supermarkets and other grocery stores - Continued								
Retailing of all other nonfood products.....		445110-333	01/17	118.204	122.946	133.769	131.478	133.190
Specialty food stores.....	4452		12/03	206.907	211.157	215.784	220.876	220.673
Specialty food stores.....	445200		12/03	206.902	211.152	215.779	220.872	220.669
Primary services.....		445200-P	12/03	207.001	211.275	215.926	221.046	220.843
Specialty food store services.....		445200-1	12/03	207.001	211.275	215.926	221.046	220.843
Beer, wine, and liquor stores.....	4453		06/00	136.766	138.736	140.822	140.972	140.010
Beer, wine, and liquor stores.....	44531		06/00	136.766	138.736	140.821	140.972	140.009
Beer, wine, and liquor stores.....	445310		06/00	136.766	138.736	140.821	140.972	140.009
Primary services.....		445310-P	06/00	136.816	138.786	140.872	141.022	140.060
Beer, wine, and liquor store services.....		445310-1	06/00	136.816	138.786	140.872	141.022	140.060
Retailing of beer, wine, and liquor.....		445310-11	06/14	105.875	107.174	109.063	109.107	108.065
Retailing of all other goods and sales of prepared foods.....		445310-12	06/14	137.058	140.420	140.821	141.416	142.275
Health and personal care stores.....	446		12/03	148.269	147.691	146.928	148.869	148.054
Health and personal care stores.....	4461		12/03	148.346	147.769	147.004	148.947	148.131
Pharmacies and drug stores.....	44611		06/00	175.374	174.337	173.461	177.668	176.437
Pharmacies and drug stores.....	446110		06/00	175.373	174.336	173.460	177.668	176.437
Primary services.....		446110-P	06/00	175.216	174.180	173.306	177.509	176.279
Retailing of prescription drugs.....		446110-1	06/00	202.005	199.698	200.297	206.745	207.650
Retailing of over-the-counter drugs and all other goods.....		446110-4	06/00	175.201	176.289	172.347	173.493	167.832
Retailing of over-the-counter drugs.....		446110-41	06/00	137.222	137.924	133.436	130.552	126.599
Retailing of all other goods.....		446110-42	06/00	187.043	188.257	184.541	187.094	180.881
Optical goods stores.....	44613		12/03	120.643	122.032	118.077	111.687	111.794
Optical goods stores.....	446130		06/00	123.727	125.152	121.096	114.542	114.652
Primary services.....		446130-P	06/00	121.836	123.349	119.042	112.082	112.190
Optical goods store services.....		446130-1	06/00	121.836	123.349	119.042	112.082	112.190
Food (health) supplement stores.....	446191		12/99	224.394	223.472	228.739	227.786	227.786
Primary services.....		446191-P	12/99	224.440	223.518	228.786	227.833	227.833
Food (health) supplement store services.....		446191-1	12/99	224.440	223.518	228.786	227.833	227.833
Gasoline stations.....	447		06/01	189.426	158.486	161.862	173.888	192.890
Gasoline stations.....	4471		06/01	189.426	158.486	161.862	173.888	192.890
Gasoline stations.....	44710		06/01	189.426	158.486	161.862	173.888	192.890
Gasoline stations.....	447100		05/19	168.353	140.816	143.827	154.535	171.431
Primary products.....		447100-P	05/19	170.474	141.934	145.163	156.336	173.582
Gasoline station services.....		447100-1	05/19	170.474	141.934	145.163	156.336	173.582
Retailing of automotive fuels and lubricants.....		447100-11	05/19	213.106	162.980	165.733	185.457	213.259
Retailing of all other goods, sales of prepared foods, and repair services.....		447100-12	12/12	120.314	122.644	126.921	125.852	128.312
Clothing and clothing accessories stores.....	448		12/03	146.207	142.088	141.294	133.838	135.834
Clothing stores.....	4481		12/03	139.090	134.729	133.963	124.495	127.954
Clothing stores.....	44810		12/03	139.090	134.729	133.963	124.495	127.954
Clothing stores.....	448100		05/15	112.239	108.720	108.102	100.461	103.253
Primary services.....		448100-P	05/15	112.239	108.720	108.102	100.461	103.253
Retailing of apparel.....		448100-1	05/15	114.086	111.169	111.321	103.773	106.671
Retailing of men's apparel.....		448100-11	05/15	123.772	122.137	120.903	112.930	116.323
Retailing of women's apparel.....		448100-12	05/15	110.733	107.619	108.063	101.129	104.249
Retailing of children's apparel.....		448100-13	05/15	115.798	111.253	112.633	102.245	102.879
Retailing of all other goods.....		448100-2	05/15	104.897	98.904	95.129	87.094	89.453
Shoe stores.....	4482		12/03	143.444	136.078	133.598	130.560	126.195
Shoe stores.....	44821		12/03	143.444	136.078	133.598	130.560	126.195
Shoe stores.....	448210		06/02	146.337	138.823	136.293	133.193	128.741
Primary services.....		448210-P	06/02	146.337	138.823	136.293	133.193	128.741
Shoe store services.....		448210-1	06/02	146.337	138.823	136.293	133.193	128.741
Jewelry, luggage and leather goods stores.....	4483		12/03	178.719	180.417	181.520	182.423	182.423
Jewelry stores.....	44831		12/03	181.889	183.617	184.739	185.659	185.659
Jewelry stores.....	448310		06/00	197.605	199.482	200.701	201.700	201.700
Primary services.....		448310-P	06/00	197.963	199.843	201.065	202.065	202.065
Jewelry store services.....		448310-1	06/00	197.963	199.843	201.065	202.065	202.065
Sporting goods, hobby, and book stores.....	451		12/03	125.906	125.868	122.283	124.589	124.500
Sporting goods and hobby stores.....	4511		12/03	126.294	126.830	122.312	124.592	124.486

See footnotes at end of table.

Table 11. Producer price indexes for net output of selected industries and their products, not seasonally adjusted — Continued
[August 2022]

Title ¹	Industry code	Product code	Index base	Unadjusted index ²				
				Apr. 2022	May 2022 ^P	June 2022 ^P	July 2022 ^P	Aug. 2022 ^P
Sporting goods stores.....	45111		12/03	159.991	160.737	153.116	157.102	156.923
Sporting goods stores.....	451110		06/00	166.919	167.698	159.747	163.906	163.719
Primary services.....		451110-P	06/00	168.131	168.916	160.906	165.096	164.907
Sporting goods store services.....		451110-1	06/00	168.131	168.916	160.906	165.096	164.907
Retailing of sporting goods.....		451110-11	12/13	120.463	121.834	119.559	125.302	125.082
Hobby, toy and game stores.....	45112		12/03	82.256	82.501	82.501	82.284	82.284
Hobby, toy, and game stores.....	451120		06/00	83.304	83.552	83.552	83.333	83.333
Primary services.....		451120-P	06/00	83.246	83.494	83.494	83.275	83.275
Hobby, toy, and game store services.....		451120-1	06/00	83.246	83.494	83.494	83.275	83.275
Retailing of hobby and craft goods, toys, and games (including video games) ..		451120-11	12/13	85.127	85.601	85.601	85.195	85.195
Retailing of all other goods.....		451120-12	12/13	69.679	69.668	69.668	69.665	69.665
Book, periodical and music stores.....	4512		12/03	133.742	131.042	131.504	134.107	134.090
Book stores and news dealers.....	45121		12/03	147.397	144.422	144.931	147.800	147.781
Book stores.....	451211		06/00	183.300	179.600	180.233	183.801	183.777
Primary services.....		451211-P	06/00	183.218	179.495	180.132	183.722	183.698
Book store services.....		451211-1	06/00	183.218	179.495	180.132	183.722	183.698
Retailing of books.....		451211-101	06/14	128.159	124.401	125.044	128.668	128.644
Retailing of all other goods.....		451211-102	06/14	111.644	111.644	111.644	111.644	111.644
General merchandise stores.....	452		12/03	145.095	148.644	147.060	153.306	152.878
Department stores.....	4522		12/03	141.547	149.752	135.702	130.846	130.837
Department stores.....	45221		12/03	141.547	149.752	135.702	130.846	130.837
Department stores.....	452210		12/17	119.921	126.872	114.969	110.855	110.847
Primary services.....		452210-P	12/17	121.488	128.529	116.471	112.303	112.295
Department store services.....		452210-1	12/17	121.488	128.529	116.471	112.303	112.295
Other general merchandise stores.....	4523		12/03	141.551	142.834	147.037	158.163	157.559
Other general merchandise stores.....	45231		12/03	141.586	142.869	147.073	158.202	157.597
Other general merchandise stores.....	452310		12/03	141.609	142.892	147.098	158.226	157.621
Primary services.....		452310-P	12/03	140.543	141.888	146.298	156.673	156.038
Other general merchandise store services.....		452310-1	12/03	140.543	141.888	146.298	156.673	156.038
Warehouse clubs and supercenters.....		452310-11	12/03	132.706	134.252	139.176	147.745	146.883
All other general merchandise stores.....		452310-12	12/03	140.770	140.852	141.773	157.806	158.381
Office supplies, stationery and gift stores.....	4532		12/03	166.229	168.805	168.888	172.904	176.541
Office supplies, stationery and gift stores.....	45320		12/03	166.229	168.805	168.888	172.904	176.541
Office supplies, stationery, and gift stores.....	453200		05/19	113.833	115.597	115.653	118.404	120.894
Primary services.....		453200-P	05/19	113.833	115.597	115.653	118.404	120.894
Office supplies, stationery, and gift store services.....		453200-1	05/19	113.833	115.597	115.653	118.404	120.894
Nonstore retailers.....	454		12/03	185.404	179.547	175.981	178.868	191.302
Electronic and mail-order shopping.....	454110		06/06	123.909	120.433	120.494	119.372	124.380
Primary services.....		454110-P	06/06	124.621	120.932	120.987	119.807	125.093
Electronic and mail-order shopping services.....		454110-1	06/06	124.621	120.932	120.987	119.807	125.094
Electronic and mail-order drugs, health aids, and cosmetics.....		454110-11	06/13	129.264	128.997	128.806	129.043	129.043
Electronic and mail-order apparel and footwear.....		454110-12	06/13	91.475	91.902	94.716	84.170	79.868
Electronic and mail-order electronic goods, including appliances.....		454110-13	06/13	115.873	108.568	110.484	111.058	140.488
Electronic and mail-order home furnishings, hardware, and related goods.....		454110-14	06/13	119.247	119.691	102.829	106.859	115.942
Electronic and mail-order services for all other goods.....		454110-15	06/13	120.649	110.909	116.029	113.670	112.058
Fuel dealers.....	45431		06/00	260.625	250.027	232.026	252.286	287.356
Fuel dealers.....	454310		06/00	260.618	250.019	232.019	252.278	287.348
Primary services.....		454310-P	06/00	271.958	260.898	242.115	263.256	299.851
Fuel dealer services.....		454310-1	06/00	271.958	260.898	242.115	263.256	299.851
Air transportation.....	481		12/92	258.335	260.801	280.394	270.043	273.001
Scheduled air transportation.....	4811		12/89	317.563	320.430	346.473	332.473	336.491
Scheduled air transportation.....	48111		12/89	317.563	320.430	346.473	332.473	336.491
Scheduled passenger air transportation.....	481111		12/89	321.894	325.571	353.162	338.179	342.390
Primary services.....		481111-P	12/89	351.512	355.528	385.657	369.296	373.894
Domestic.....		481111-1	12/89	381.547	382.075	403.114	379.607	385.812
Domestic first class, including business.....		481111-101	12/99	191.223	198.126	209.695	178.910	173.692
Domestic coach.....		481111-102	12/99	218.010	217.450	229.339	218.373	223.000
International.....		481111-2	12/89	235.329	248.175	299.267	303.552	303.410
International first class, including business.....		481111-201	09/18	94.937	92.575	93.371	101.067	97.399
International coach.....		481111-202	12/89	238.528	253.844	311.660	314.188	315.143

See footnotes at end of table.

Table 11. Producer price indexes for net output of selected industries and their products, not seasonally adjusted — Continued
 [August 2022]

Title ¹	Industry code	Product code	Index base	Unadjusted index ²				
				Apr. 2022	May 2022 ^P	June 2022 ^P	July 2022 ^P	Aug. 2022 ^P
Scheduled freight air transportation.....	481112		12/03	188.603	182.035	184.743	184.914	185.824
Primary services.....		481112-P	12/87	192.043	189.102	193.712	191.256	192.805
Scheduled freight air transportation services.....		481112-1	12/87	201.493	198.301	203.304	200.639	202.320
Domestic scheduled freight air transportation services.....		481112-101	12/14	118.891	117.482	116.821	118.219	117.391
International scheduled freight air transportation services.....		481112-102	12/14	92.911	91.158	95.609	92.617	94.473
Scheduled mail air transportation services.....		481112-2	12/87	150.294	150.294	150.294	150.294	150.294
Nonscheduled air transportation.....	4812		12/96	196.265	199.080	202.533	202.121	202.139
Nonscheduled air transportation.....	48121		12/96	196.265	199.080	202.533	202.121	202.139
Nonscheduled air passenger chartering.....	481211		06/92	196.158	198.823	200.677	200.072	200.072
Primary services.....		481211-P	12/00	156.646	159.022	160.621	160.058	160.058
Domestic nonscheduled air passenger services.....		481211-1	06/08	111.841	113.936	115.346	114.850	114.850
International nonscheduled air passenger services.....		481211-2	06/08	110.604	110.604	110.604	110.604	110.604
Nonscheduled air freight chartering.....	481212		06/08	148.701	151.097	156.421	156.421	156.472
Primary services.....		481212-P	06/08	147.402	149.650	154.234	154.234	154.234
Domestic nonscheduled air freight services.....		481212-1	06/08	183.828	179.854	190.297	190.297	190.297
International nonscheduled air freight services.....		481212-2	06/08	108.376	110.869	113.654	113.654	113.654
Other receipts.....		481212-SM	06/08	—	—	—	—	—
Rail transportation.....	482		12/96	223.934	228.286	229.445	232.140	231.169
Rail transportation.....	4821		12/96	223.934	228.286	229.445	232.140	231.169
Rail transportation.....	48211		12/96	223.934	228.286	229.445	232.140	231.169
Line-haul railroads.....	482111		12/84	249.784	254.639	255.931	258.937	257.855
Primary services.....		482111-P	12/84	249.784	254.639	255.931	258.937	257.855
Freight rail transportation.....		482111-4	05/15	124.829	127.333	127.939	129.493	128.935
Carload freight rail transportation.....		482111-411	12/96	221.888	226.534	227.171	230.088	231.112
Intermodal freight rail transportation.....		482111-412	12/96	226.796	230.650	233.316	235.591	227.417
Passenger rail transportation.....		482111-5	12/96	179.278	179.278	181.987	181.801	181.801
Coach service class.....		482111-506	06/05	162.095	162.095	165.206	164.929	164.929
All other service classes.....		482111-507	06/05	155.643	155.643	157.022	157.022	157.022
Water transportation.....	483		12/03	173.301	188.836	190.439	193.405	200.388
Deep sea freight transportation.....	483111		06/88	386.914	437.537	429.842	436.512	464.233
Primary services.....		483111-P	06/88	395.268	446.983	439.122	445.936	474.255
Deep sea freight transportation services.....		483111-5	06/88	395.268	446.983	439.122	445.936	474.255
Coastal and Great Lakes freight transport.....	483113		12/03	189.159	196.345	207.676	211.576	212.823
Primary services.....		483113-P	12/03	183.835	191.267	202.988	206.031	207.321
Coastal and intercoastal freight transportation.....		483113-1	12/03	152.196	160.807	175.658	178.005	179.638
Great Lakes - St. Lawrence Seaway freight transportation.....		483113-2	12/91	240.205	245.860	248.877	250.809	244.644
Coastal and intercoastal towing transportation.....		483113-3	12/03	260.646	262.082	262.082	268.538	272.742
Inland water transportation.....	4832		12/03	181.814	188.653	191.743	193.609	191.746
Inland water transportation.....	48321		12/03	181.817	188.657	191.747	193.613	191.750
Inland water freight transportation.....	483211		12/90	230.646	239.320	243.247	245.613	243.250
Primary services.....		483211-P	12/90	235.537	244.779	247.627	250.148	247.631
Inland water freight transportation services.....		483211-3	12/90	235.537	244.779	247.627	250.148	247.631
Truck transportation.....	484		12/03	200.798	203.777	203.162	201.809	198.048
General freight trucking.....	4841		12/03	215.563	218.305	216.198	213.956	209.336
General freight trucking, local.....	48411		12/03	190.167	192.262	193.719	196.894	195.548
General freight trucking, local.....	484110		12/03	190.187	192.282	193.739	196.913	195.567
Primary services.....		484110-P	06/93	207.311	209.543	210.648	214.997	214.310
General freight trucking services, local.....		484110-1	06/93	207.311	209.543	210.648	214.997	214.310
General freight trucking, local, truckload.....		484110-15	06/09	145.297	147.242	147.690	151.627	151.627
General freight trucking, local, less than truckload.....		484110-16	06/09	151.599	152.083	153.875	154.374	152.422
Other receipts.....		484110-SM	12/03	199.958	202.306	205.202	206.034	202.415
General freight trucking, long-distance.....	48412		12/03	221.488	224.366	221.441	217.963	212.590
General freight trucking, long-distance TL.....	484121		12/03	209.823	210.733	204.390	203.353	200.261
Primary services.....		484121-P	06/92	226.516	232.534	226.151	223.275	220.378
General freight trucking, long-distance, truckload.....		484121-2	06/92	226.516	232.534	226.151	223.275	220.378
General freight trucking, long-distance LTL.....	484122		12/03	243.598	251.869	258.802	248.576	236.986
Primary services.....		484122-P	06/92	410.705	424.650	436.338	419.098	399.557
General freight trucking, long-distance less than truckload.....		484122-1	06/92	410.705	424.650	436.338	419.098	399.557
Specialized freight trucking.....	4842		12/03	168.936	172.379	174.987	175.587	173.690
Used household and office goods moving.....	48421		12/03	168.222	172.594	178.809	178.496	174.074

See footnotes at end of table.

Table 11. Producer price indexes for net output of selected industries and their products, not seasonally adjusted — Continued
 [August 2022]

Title ¹	Industry code	Product code	Index base	Unadjusted index ²				
				Apr. 2022	May 2022 ^p	June 2022 ^p	July 2022 ^p	Aug. 2022 ^p
Used household and office goods moving.....	484210		12/03	168.184	172.555	178.768	178.456	174.035
Primary services.....		484210-P	12/03	171.369	175.822	182.154	181.835	177.331
Used household and office goods moving, except local.....		484210-2	06/92	268.420	278.441	288.292	287.577	277.440
Residential moving services, except local.....		484210-21	09/15	145.811	152.198	158.711	157.461	150.252
Commercial and other goods moving services, except local.....		484210-22	09/15	119.512	121.474	122.782	124.744	124.744
Used household and office goods moving, local.....		484210-4	12/03	143.939	143.939	149.337	149.337	149.337
Residential moving services, local.....		484210-41	09/15	125.103	125.103	130.759	130.759	130.759
Commercial and other goods moving services, local.....		484210-42	09/15	115.293	115.293	116.775	116.775	116.775
Specialized freight (except used) trucking, local.....	48422		12/03	174.234	177.286	178.308	178.444	177.666
Specialized freight (except used goods) trucking, local.....	484220		12/03	174.244	177.296	178.318	178.454	177.676
Primary services.....		484220-P	06/93	211.508	214.490	215.820	215.998	214.986
Specialized freight (except used goods) trucking, local.....		484220-6	06/93	211.508	214.490	215.820	215.998	214.986
Local hazardous materials trucking (except waste).....		484220-601	06/13	140.558	143.117	143.117	143.205	141.260
Local agricultural products trucking without storage.....		484220-602	06/13	97.719	103.981	105.162	105.162	103.463
Dump trucking.....		484220-603	06/13	140.965	140.965	140.965	140.965	140.965
Local specialized trucking without storage.....		484220-604	06/13	117.126	118.422	120.831	121.207	121.207
Specialized freight (except used) trucking, long-distance.....	48423		12/03	163.707	167.158	169.875	171.277	169.296
Specialized freight (except used goods) trucking, long-distance.....	484230		12/03	163.714	167.164	169.881	171.283	169.302
Primary services.....		484230-P	06/01	160.846	164.663	167.568	168.960	166.722
Specialized freight (except used goods) trucking, long-distance.....		484230-6	06/01	160.846	164.663	167.568	168.960	166.722
Agricultural products trucking, long-distance.....		484230-602	06/13	142.048	142.466	150.257	150.453	147.127
All other specialized trucking, long-distance.....		484230-603	06/13	127.674	131.105	132.702	133.946	132.354
Pipeline Transportation.....	486		05/22	—	100.000	100.000	105.581	105.581
Pipeline transportation of crude oil.....	4861		12/03	257.956	257.956	257.956	279.856	279.856
Pipeline transportation of crude oil.....	48611		12/03	257.956	257.956	257.956	279.856	279.856
Pipeline transportation of crude oil.....	486110		06/86	285.880	285.880	285.880	310.150	310.150
Primary services.....		486110-P	06/86	286.763	286.763	286.763	311.087	311.087
Pipeline transportation of crude oil.....		486110-3	06/86	278.248	278.248	278.248	301.849	301.849
Trans-Alaskan Pipeline System transportation.....		486110-311	06/86	130.596	130.596	130.596	121.684	121.684
Pipeline transportation of crude petroleum, except on the Trans-Alaskan Pipeline System.....		486110-312	06/86	371.595	371.595	371.595	407.296	407.296
Pipeline transportation of natural gas.....	4862		05/22	—	100.000	100.000	100.001	100.001
Pipeline transportation of natural gas.....	48621		05/22	—	100.000	100.000	100.001	100.001
Pipeline transportation of natural gas.....	486210		05/22	—	100.000	100.000	100.001	100.001
Primary services.....		486210-P	05/22	—	100.000	100.000	100.001	100.001
Pipeline transportation of natural gas services.....		486210-1	05/22	—	100.000	100.000	100.001	100.001
Other pipeline transportation.....	4869		12/03	191.363	191.363	191.363	205.382	205.382
Pipeline transportation of refined petroleum products.....	48691		12/03	191.363	191.363	191.363	205.382	205.382
Refined petroleum product pipeline transport.....	486910		06/86	218.997	218.997	218.997	235.041	235.041
Primary services.....		486910-P	06/86	219.359	219.359	219.359	235.429	235.429
Pipeline transportation of refined petroleum products.....		486910-1	06/86	222.490	222.490	222.490	238.789	238.789
Transportation support activities.....	488		12/03	157.666	155.061	152.505	153.397	155.688
Air transportation support activities.....	4881		12/96	193.894	195.547	197.851	197.068	197.056
Airport operations.....	48811		12/03	147.316	147.957	150.328	150.184	150.515
Other airport operations.....	488119		12/03	147.340	147.981	150.352	150.208	150.540
Primary services.....		488119-P	06/92	204.029	204.916	208.200	208.001	208.459
Aeronautical services.....		488119-5	06/14	116.300	115.563	115.598	113.556	113.826
Landing fees.....		488119-501	06/14	112.341	108.777	108.775	104.534	104.317
Terminal rental.....		488119-502	06/14	120.416	120.573	120.699	120.503	121.509
Other aeronautical services.....		488119-503	06/14	115.891	115.891	115.891	113.776	113.849
Non-aeronautical services.....		488119-6	06/14	115.847	118.789	124.259	127.932	128.175
Airport parking.....		488119-601	06/14	123.948	125.234	125.234	125.485	125.485
Lease space for rental cars.....		488119-602	06/14	131.296	137.296	159.715	173.192	173.192
Lease space for concessions.....		488119-603	06/92	145.675	156.391	164.152	171.404	173.654
Other non-aeronautical services.....		488119-604	06/14	103.107	103.107	103.107	103.107	103.107
Other air transportation support activities.....	48819		12/03	162.413	164.754	165.716	164.359	163.814
Other support activities for air transport.....	488190		12/03	162.407	164.749	165.711	164.353	163.809
Primary services.....		488190-P	06/92	208.471	211.236	212.555	211.029	210.230
Other air transportation support activities.....		488190-5	06/07	144.724	146.643	147.559	146.499	145.945
Water transportation support activities.....	4883		12/03	156.379	156.553	156.668	156.379	156.297
Port and harbor operations.....	48831		12/03	178.418	178.846	178.932	176.889	177.114

See footnotes at end of table.

Table 11. Producer price indexes for net output of selected industries and their products, not seasonally adjusted — Continued
 [August 2022]

Title ¹	Industry code	Product code	Index base	Unadjusted index ²				
				Apr. 2022	May 2022 ^P	June 2022 ^P	July 2022 ^P	Aug. 2022 ^P
Port and harbor operations.....	488310		12/03	178.440	178.868	178.954	176.910	177.136
Primary services.....		488310-P	12/03	181.020	181.455	181.514	179.435	179.664
Port and harbor services.....		488310-1	12/03	181.020	181.455	181.514	179.435	179.664
Other receipts.....		488310-SM	12/03	167.450	—	—	—	—
Marine cargo handling.....	48832		12/03	152.618	152.684	152.691	152.710	152.699
Marine cargo handling.....	488320		12/91	171.909	171.983	171.991	172.012	171.999
Primary services.....		488320-P	12/91	167.633	167.709	167.718	167.739	167.726
Movement of containers.....		488320-8	12/98	150.604	150.688	150.689	150.626	150.626
Other marine cargo handling.....		488320-9	12/98	156.312	156.258	156.319	156.987	156.886
Navigational services to shipping.....	48833		12/03	154.151	154.423	154.896	155.318	154.724
Navigational services to shipping.....	488330		12/92	202.234	202.590	203.211	203.764	202.986
Primary services.....		488330-P	12/92	206.085	206.459	207.035	207.616	206.799
Navigational services to shipping and salvage.....		488330-1	12/92	206.085	206.459	207.035	207.616	206.799
Freight transportation arrangement.....	4885		12/96	153.271	147.545	141.594	143.724	148.017
Freight transportation arrangement.....	48851		12/96	153.271	147.545	141.594	143.724	148.017
Freight transportation arrangement.....	488510		12/94	156.397	150.554	144.483	146.656	151.036
Primary services.....		488510-P	12/94	157.991	151.942	145.580	147.770	152.379
Freight forwarding.....		488510-1	12/94	111.184	111.200	109.519	109.602	109.494
Arrangement of freight and cargo n.e.c.....		488510-2	12/94	202.513	190.675	179.848	184.048	193.160
U.S. Postal Service.....	491		06/89	255.602	255.602	255.602	267.984	267.984
U.S. Postal Service.....	4911		06/89	255.602	255.602	255.602	267.984	267.984
U.S. Postal Service.....	49111		06/89	255.602	255.602	255.602	267.984	267.984
U.S. Postal Service.....	491110		06/89	255.602	255.602	255.602	267.984	267.984
Primary services.....		491110-P	06/89	255.602	255.602	255.602	267.984	267.984
Mailing services (market dominant services).....		491110-7	12/12	125.654	125.654	125.654	133.336	133.336
First class mail.....		491110-71	06/89	225.954	225.954	225.954	238.578	238.578
Retail letters.....		491110-711	12/12	128.395	128.395	128.395	133.315	133.315
Commercial letters.....		491110-712	12/12	121.209	121.209	121.209	129.241	129.241
Retail and commercial flats.....		491110-713	12/12	119.389	119.389	119.389	129.892	129.892
Other first class mail and fees.....		491110-714	12/12	142.942	142.942	142.942	149.201	149.201
Periodicals mail.....		491110-72	06/89	294.311	294.311	294.311	319.001	319.001
Outside county.....		491110-721	06/89	300.568	300.568	300.568	326.055	326.055
Other periodicals mail and fees.....		491110-722	12/12	117.865	117.865	117.865	125.216	125.216
Standard class mail.....		491110-73	06/89	283.443	283.443	283.443	301.872	301.872
High density and saturation flats and parcels.....		491110-731	12/12	111.482	111.482	111.482	117.703	117.703
Carrier route basic mail.....		491110-732	12/12	118.541	118.541	118.541	127.136	127.136
Bulk letters.....		491110-733	12/12	124.608	124.608	124.608	132.002	132.002
Bulk flats.....		491110-734	12/12	129.901	129.901	129.901	138.894	138.894
Other standard mail and fees.....		491110-735	12/12	144.959	144.959	144.959	158.084	158.084
Package services mail.....		491110-74	06/89	280.735	280.735	280.735	303.045	303.045
Special services and fees.....		491110-75	06/89	298.695	298.695	298.695	319.307	319.307
Shipping services (competitive services).....		491110-8	12/12	160.456	160.456	160.456	160.580	160.580
Domestic priority mail.....		491110-81	06/89	383.977	383.977	383.977	383.977	383.977
Other shipping services and shipping special services & fees.....		491110-82	12/12	180.514	180.514	180.514	180.793	180.793
Couriers and messengers.....	492		12/03	290.521	294.864	292.860	293.142	290.102
Couriers and express delivery services.....	4921		12/03	301.102	305.109	302.910	303.215	299.927
Couriers and express delivery services.....	49211		12/03	301.117	305.125	302.925	303.230	299.943
Couriers and express delivery services.....	492110		12/03	301.076	305.083	302.884	303.189	299.902
Primary services.....		492110-P	12/03	302.184	306.213	304.001	304.308	300.912
Standard courier services.....		492110-1	12/92	438.836	440.291	441.018	441.018	438.836
Expedited courier services.....		492110-2	12/87	466.556	482.290	470.353	471.790	460.599
Domestic expedited courier services.....		492110-201	12/98	424.385	438.705	427.874	429.211	418.987
International expedited courier services.....		492110-202	12/98	366.219	378.552	369.121	370.181	361.497
Local messengers and local delivery.....	4922		12/03	153.503	161.594	161.963	161.963	161.963
Local messengers and local delivery.....	49221		12/03	153.188	161.262	161.630	161.630	161.630
Local messengers and local delivery.....	492210		12/03	153.162	161.234	161.602	161.602	161.602
Primary services.....		492210-P	12/92	197.597	208.012	208.487	208.487	208.487
Local messengers and local delivery services.....		492210-1	12/92	197.597	208.012	208.487	208.487	208.487
Warehousing and storage.....	493		12/06	133.967	124.471	129.603	136.491	127.912
Warehousing and storage.....	4931		12/06	133.922	124.429	129.559	136.445	127.869
General warehousing and storage.....	49311		12/03	137.097	125.663	131.843	141.014	129.132

See footnotes at end of table.

Table 11. Producer price indexes for net output of selected industries and their products, not seasonally adjusted — Continued
[August 2022]

Title ¹	Industry code	Product code	Index base	Unadjusted index ²				
				Apr. 2022	May 2022 ^P	June 2022 ^P	July 2022 ^P	Aug. 2022 ^P
General warehousing and storage.....	493110		12/03	137.180	125.739	131.922	141.099	129.210
Primary services.....		493110-P	06/93	150.222	137.694	144.465	154.514	141.494
General warehousing and storage services.....		493110-1	06/93	150.222	137.694	144.465	154.514	141.494
Refrigerated warehousing and storage.....	49312		12/03	148.339	143.832	145.794	144.355	147.363
Refrigerated warehousing and storage.....	493120		12/91	163.018	158.064	160.221	158.640	161.945
Primary services.....		493120-P	12/91	163.300	158.338	160.499	158.915	162.226
Warehousing and storage of refrigerated goods.....		493120-2	12/91	163.486	158.519	160.682	159.096	162.411
Farm product warehousing and storage.....	49313		12/03	131.858	133.594	135.231	137.251	139.879
Farm product warehousing and storage.....	493130		12/92	153.310	155.328	157.232	159.580	162.636
Primary services.....		493130-P	12/92	151.216	153.111	155.005	157.392	160.690
Farm product warehousing and storage services.....		493130-1	12/92	151.216	153.111	155.005	157.392	160.690
Publishing industries, except Internet.....	511		12/03	118.845	120.080	120.388	120.438	120.490
Newspaper, book, and directory publishers.....	5111		12/03	142.164	142.959	143.280	143.144	143.250
Newspaper publishers.....	51111		12/79	553.790	556.654	560.898	557.070	553.509
Newspaper publishers.....	511110		12/79	555.383	558.256	562.511	558.673	555.102
Primary services.....		511110-P	12/79	569.819	572.766	577.133	573.194	569.530
Newspaper advertising sales.....		511110-5	09/15	88.574	89.531	90.228	88.790	89.230
Newspaper advertising sales, print only.....		511110-51	09/15	86.086	87.286	87.990	86.015	86.534
Newspaper advertising sales, digital only and print and digital bundled.....		511110-52	09/15	103.250	102.853	103.514	105.081	105.081
Newspaper subscription and single copy sales.....		511110-6	09/15	162.503	162.204	163.407	164.168	160.822
Newspaper subscriptions, print only.....		511110-61	09/15	159.863	159.422	160.598	161.317	157.577
Newspaper subscriptions, online only and print and online bundled.....		511110-62	09/15	189.387	190.532	192.008	193.192	193.822
Periodical publishers.....	51112		12/79	451.486	451.458	450.733	451.230	451.230
Periodical publishers.....	511120		12/79	451.454	451.425	450.702	451.198	451.198
Primary services.....		511120-P	12/79	461.293	461.293	461.293	461.293	461.293
Periodicals, advertising sales.....		511120-2	12/14	104.152	104.152	104.152	104.152	104.152
Specialized business and professional periodicals, advertising sales.....		511120-21	12/79	468.465	468.465	468.465	468.465	468.465
General and consumer periodicals, advertising sales.....		511120-22	12/79	648.524	648.524	648.524	648.524	648.524
Periodicals, subscriptions and single copy sales.....		511120-5	12/14	112.427	112.427	112.427	112.427	112.427
Specialized business and professional periodicals, subscriptions and single copy sales.....		511120-51	12/79	573.536	573.536	573.536	573.536	573.536
General and consumer periodicals, subscriptions and single copy sales.....		511120-52	12/06	111.881	111.881	111.881	111.881	111.881
Book publishers.....	51113		12/84	370.546	373.393	373.529	375.758	376.214
Book publishers.....	511130		12/80	504.601	508.480	508.665	511.702	512.322
Primary services.....		511130-P	12/80	512.516	516.664	516.861	520.108	520.772
Print book publishing.....		511130-F	09/15	124.733	125.718	125.045	126.455	126.103
General adult and juvenile book publishing.....		511130-F1	06/09	105.516	107.399	107.243	106.143	107.316
General adult book publishing.....		511130-F11	06/09	108.729	111.588	111.259	109.443	110.979
Juvenile book publishing.....		511130-F12	06/09	96.554	95.928	96.218	96.960	97.191
Textbook publishing, including teachers' editions and workbooks.....		511130-F2	12/80	863.762	877.293	855.449	885.403	869.246
College textbook publishing.....		511130-F21	12/80	909.228	955.706	880.671	983.565	928.066
Elementary and high school textbook publishing.....		511130-F22	12/02	192.902	192.902	192.902	192.902	192.902
Technical, scientific, and professional book publishing.....		511130-F3	12/80	835.857	835.857	840.404	840.404	840.404
General reference book publishing.....		511130-F4	12/80	196.114	208.638	205.945	215.738	220.427
Religious book publishing.....		511130-F5	12/80	245.983	238.996	242.720	248.127	250.160
Digital book publishing.....		511130-G	09/15	106.770	107.741	110.891	108.893	111.247
Ebook publishing.....		511130-G1	09/15	107.272	108.520	112.337	112.679	114.250
Other digital book publishing.....		511130-G2	09/15	105.806	106.243	108.110	101.612	105.472
Other receipts.....		511130-SM	12/80	398.155	398.155	398.155	398.155	398.155
Directory and mailing list publishers.....	51114		12/03	118.575	120.974	121.354	120.081	120.815
Directory and mailing list publishers.....	511140		12/03	118.562	120.961	121.341	120.069	120.802
Primary services.....		511140-P	12/03	116.806	119.255	119.643	118.344	119.093
Directory and mailing list publishing - advertising sales incl. telephone directory listings.....		511140-1	09/84	267.754	267.754	267.754	267.857	267.857
Directory and mailing list publishing - subscription, content, and licensing sales.....		511140-5	01/08	132.019	145.647	147.806	140.377	144.542
Other publishers.....	51119		12/03	115.198	115.375	115.406	115.390	119.963
Greeting card publishers.....	511191		12/85	203.581	203.566	203.602	203.584	215.736
Primary services.....		511191-P	12/85	222.132	222.093	222.132	222.105	236.540
Greeting card publishing.....		511191-3	12/85	224.380	224.340	224.380	224.352	238.933
All other publishers.....	511199		12/03	124.646	125.367	125.432	125.398	123.757
Primary services.....		511199-P	12/03	125.902	126.483	126.552	126.516	124.777
All other publishing including yearbooks, art prints, patterns, and trading cards.....		511199-6	12/03	125.902	126.483	126.552	126.516	124.777
Other receipts.....		511199-SM	12/03	-	118.021	118.021	118.021	118.021

See footnotes at end of table.

Table 11. Producer price indexes for net output of selected industries and their products, not seasonally adjusted — Continued
 [August 2022]

Title ¹	Industry code	Product code	Index base	Unadjusted index ²				
				Apr. 2022	May 2022 ^P	June 2022 ^P	July 2022 ^P	Aug. 2022 ^P
Software publishers.....	5112		12/03	91.133	92.382	92.639	92.764	92.784
Software publishers.....	51121		12/03	91.133	92.382	92.639	92.764	92.784
Software publishers.....	511210		12/97	86.146	87.323	87.566	87.687	87.706
Primary services.....		511210-P	12/97	90.768	91.293	91.519	91.775	91.785
Software publishing, except games.....		511210-5	06/06	98.928	99.841	100.158	100.481	100.419
System & application software publishing, excluding maintenance, tech support & games.....		511210-505	05/22	—	100.000	100.255	100.268	100.177
Application software publishing.....		511210-50502	12/97	106.523	108.417	108.605	108.536	108.444
Desktop and portable device application software publishing.....		511210-505021	06/06	99.865	101.057	101.108	100.671	100.397
Other application software publishing.....		511210-505022	06/06	121.651	124.392	124.729	125.015	125.096
Software maintenance, technical support, and other services related to software publishing.....		511210-506	12/97	163.364	163.364	164.403	167.532	167.671
Game software publishing.....		511210-7	12/13	83.077	78.251	77.425	77.007	78.079
Other receipts.....		511210-SM	12/97	—	—	56.137	55.878	55.916
Broadcasting, except Internet.....	515		12/03	135.379	137.747	134.723	133.024	128.906
Radio and television broadcasting.....	5151		06/01	103.593	108.267	103.805	101.048	99.526
Radio broadcasting.....	51511		12/03	100.428	105.554	103.945	99.406	98.091
Radio broadcasting.....	515110		06/88	181.411	190.658	187.756	179.567	177.196
Primary services.....		515110-P	06/88	182.077	192.281	189.077	180.043	177.422
Radio station services.....		515110-1	06/88	192.985	207.363	202.831	190.047	186.340
Radio station advertising sales.....		515110-101	06/88	185.971	202.264	197.128	182.643	178.441
Radio station advertising sales, local.....		515110-10101	12/95	138.609	150.604	146.188	135.410	130.741
Radio station advertising sales, national and regional.....		515110-10102	12/95	126.242	137.718	135.870	125.984	127.419
Other radio station services.....		515110-102	12/03	141.978	141.978	141.978	141.978	141.978
Radio network and national syndication services.....		515110-2	12/95	117.640	117.747	117.747	117.747	117.747
Other receipts.....		515110-SM	12/03	134.737	134.763	134.763	134.737	134.763
Television broadcasting.....		51512	12/03	98.833	103.231	97.367	95.368	93.818
Television broadcasting.....		515120	06/01	99.654	104.091	98.161	96.145	94.582
Primary services.....		515120-P	06/01	87.617	91.599	84.785	83.014	81.690
Television advertising sales.....		515120-3	06/08	93.612	98.751	89.957	87.671	85.962
Other television broadcasting services.....		515120-4	06/08	117.939	117.939	117.939	117.939	117.939
Other receipts.....		515120-SM	06/01	119.989	123.338	131.540	129.694	127.848
Cable and other subscription programming.....	5152		12/03	158.960	159.677	157.622	156.676	150.655
Cable and other subscription programming.....	51521		12/03	161.697	162.426	160.337	159.374	153.249
Cable and other subscription programming.....	515210		12/03	159.033	159.750	157.695	156.748	150.724
Primary services.....		515210-P	12/03	166.148	166.898	164.751	163.762	157.468
Cable network advertising services.....		515210-1	06/93	221.962	225.172	209.941	205.706	178.756
Cable network programming services.....		515210-2	06/93	272.641	272.641	276.004	276.004	276.004
Telecommunications.....	517		12/03	103.027	103.243	103.256	104.144	104.311
Wired and wireless telecommunications carriers.....	5173		12/17	105.543	105.761	105.774	106.690	106.862
Wired and wireless telecommunications carriers.....	51731		12/17	105.543	105.761	105.774	106.690	106.862
Wired telecommunications carriers.....	517311		12/03	128.179	128.217	128.244	129.931	130.246
Primary products.....		517311-P	12/03	128.003	128.041	128.068	129.752	130.067
Local telephone service, except private lines.....		517311-1	12/03	145.214	145.214	146.153	146.112	147.861
Residence local telephone service.....		517311-111	12/03	159.187	159.187	159.215	159.214	161.226
Business and other local telephone service.....		517311-112	12/03	127.962	127.962	130.116	130.020	131.436
Public switched toll service.....		517311-2	12/03	126.495	126.493	126.764	127.501	126.698
Residence switched toll service.....		517311-21	12/03	186.867	186.867	186.981	188.369	188.509
Business switched toll and other toll service.....		517311-22	12/03	63.281	63.279	63.563	63.777	62.682
Private line telephone service.....		517311-3	12/03	94.669	94.669	94.675	95.260	95.474
All-distance telephone service.....		517311-4	12/11	137.976	137.976	138.204	137.935	138.116
Residential all-distance telephone service.....		517311-401	12/11	—	—	140.287	140.493	140.286
Business all-distance telephone service.....		517311-402	12/11	—	—	136.393	135.710	136.230
Video programming distribution.....		517311-5	12/03	167.837	168.232	169.232	170.218	169.353
Video programming subscriber services.....		517311-501	06/93	237.479	238.078	239.593	241.088	239.776
Advertising services.....		517311-502	06/93	128.596	128.596	128.596	128.596	128.596
Internet access services.....		517311-6	06/04	60.546	60.352	60.051	59.980	59.876
Residential Internet access services.....		517311-601	12/11	89.389	88.788	88.362	88.555	87.793
Business Internet access services.....		517311-602	12/11	98.314	98.314	97.806	97.393	97.833
Bundled access services.....		517311-7	12/11	119.020	119.020	118.431	121.795	122.348
Other wired telecommunications services.....		517311-9	12/03	105.104	105.104	105.344	105.227	105.075
Wireless telecommunications carriers.....	517312		06/99	43.258	43.499	43.497	43.490	43.490
Primary services.....		517312-P	06/99	42.754	42.992	42.990	42.983	42.983
Wireless telecommunications services.....		517312-1	06/99	42.754	42.992	42.990	42.983	42.983

See footnotes at end of table.

Table 11. Producer price indexes for net output of selected industries and their products, not seasonally adjusted — Continued
 [August 2022]

Title ¹	Industry code	Product code	Index base	Unadjusted index ²				
				Apr. 2022	May 2022 ^P	June 2022 ^P	July 2022 ^P	Aug. 2022 ^P
Data processing and related services.....	5182		12/03	113.434	113.516	113.176	112.964	112.620
Data processing and related services.....	51821		12/03	113.434	113.516	113.176	112.964	112.620
Data processing, hosting and related services.....	518210		12/00	117.091	117.176	116.825	116.606	116.251
Primary services.....		518210-P	12/00	110.519	110.634	110.164	109.869	109.394
Business process management services.....		518210-1	12/00	104.322	104.322	104.436	104.436	104.436
Data management, information transformation, and related services.....		518210-4	12/00	105.259	105.259	105.582	105.582	105.582
Hosting, ASP, and other IT infrastructure provisioning services.....		518210-5	12/06	111.477	111.688	110.623	110.082	109.207
Other receipts.....		518210-SM	12/00	138.116	138.116	138.116	138.116	138.116
Internet publishing and web search portals.....	519130		12/09	90.596	90.759	90.983	91.098	91.396
Primary services.....		519130-P	12/09	91.127	91.310	91.566	93.618	93.953
Internet publishing and web search portals - advertising sales.....		519130-1	12/09	69.458	69.751	69.898	72.741	73.545
Internet publishing and web search portals - subscription, content access, and licensing sales.....		519130-2	12/09	128.327	128.330	128.770	129.553	129.121
Depository credit intermediation.....	5221		12/03	102.365	101.819	105.002	107.659	113.452
Commercial banking.....	52211		12/03	103.269	102.599	106.048	109.041	115.318
Commercial banking.....	522110		12/03	103.269	102.599	106.048	109.041	115.318
Primary services.....		522110-P	12/03	103.269	102.599	106.048	109.041	115.318
Loan services.....		522110-1	12/03	156.658	155.710	162.250	168.902	184.565
Residential real estate loans, except home equity.....		522110-101	12/03	96.544	95.145	94.067	96.141	101.301
Nonresidential real estate loans.....		522110-102	12/03	291.210	291.342	308.959	329.819	376.966
Home equity loans.....		522110-103	12/03	185.985	181.514	185.380	195.042	210.225
Commercial, industrial, and agricultural loans, except real estate.....		522110-105	12/03	125.718	126.696	139.826	149.903	165.893
New and used auto and truck loans.....		522110-106	12/03	97.930	92.270	95.050	90.408	95.187
Credit cards, overdraft credit, and related plans.....		522110-107	12/03	155.195	151.857	157.736	154.917	163.671
Other loan services.....		522110-108	12/03	106.684	107.458	109.306	108.677	112.772
Deposit services.....		522110-2	12/03	53.157	52.810	53.868	54.003	53.597
Demand deposits.....		522110-201	12/11	75.527	74.489	77.216	78.049	77.674
Time and other deposits.....		522110-202	12/11	119.952	119.858	120.701	120.194	119.021
Trust services.....		522110-3	12/03	109.679	110.057	110.057	110.057	99.626
Other banking services.....		522110-4	12/03	104.305	101.332	102.219	102.848	102.239
Savings institutions.....	52212		12/03	100.310	101.258	101.404	100.114	100.393
Savings institutions.....	522120		12/03	100.311	101.258	101.405	100.115	100.394
Primary services.....		522120-P	12/03	100.473	101.421	101.568	100.276	100.555
Loan services.....		522120-1	12/03	105.594	105.876	106.210	104.093	107.089
Residential real estate loans, except home equity.....		522120-101	12/03	93.924	92.471	91.050	86.652	88.182
Nonresidential real estate loans.....		522120-102	12/03	155.483	164.105	169.976	172.528	179.513
Home equity loans.....		522120-103	12/03	220.122	239.506	251.417	257.100	267.537
Commercial, industrial, and agricultural loans, except real estate.....		522120-105	12/03	179.673	168.753	168.853	178.999	191.880
New and used auto and truck loans.....		522120-106	12/03	86.546	86.602	85.934	83.701	85.362
Credit cards, overdraft credit, and related plans.....		522120-109	12/11	103.611	108.435	110.471	110.339	116.265
Other loan services.....		522120-111	12/03	87.217	85.362	88.275	89.548	90.958
Deposit services.....		522120-2	12/03	107.470	109.671	109.542	109.347	105.285
Demand deposits.....		522120-201	12/11	85.458	86.459	87.518	88.895	91.663
Time and other deposits.....		522120-202	12/11	153.552	156.975	156.358	155.508	147.469
Trusts and other banking services.....		522120-3	12/03	163.707	163.707	163.707	163.707	163.707
Security, commodity contracts and like activity.....	523		12/03	223.460	226.798	217.935	210.845	220.832
Securities and commodity contracts intermediation and brokerage.....	5231		06/00	136.551	150.502	140.483	146.992	159.967
Investment banking and securities dealing.....	52311		12/03	281.401	300.641	269.352	295.521	319.941
Investment banking and securities dealing.....	523110		12/03	279.468	298.576	267.501	293.491	317.743
Primary services.....		523110-P	12/03	297.666	318.018	284.920	312.603	338.433
Dealer transactions.....		523110-2	06/00	131.589	138.216	114.535	113.291	112.305
Dealer transactions, equity securities.....		523110-201	06/05	159.024	171.806	128.368	120.643	119.625
Dealer transactions, debt securities and all other trading.....		523110-202	06/00	123.633	119.773	128.838	140.811	139.518
Investment banking services.....		523110-3	06/00	273.916	272.437	252.495	252.495	251.996
Other securities dealing services.....		523110-4	12/03	149.021	372.139	340.919	721.325	1,079.348
Securities brokerage.....	52312		12/03	80.264	93.591	93.440	90.388	99.266
Securities brokerage.....	523120		12/03	80.223	93.543	93.392	90.341	99.215
Primary services.....		523120-P	12/03	79.657	92.884	92.734	89.705	98.516
Brokerage services.....		523120-1	06/00	58.083	58.268	58.268	54.501	54.282
Brokerage services, equities and ETFs.....		523120-101	06/00	51.234	51.491	51.491	46.338	46.036
Brokerage services, all other securities.....		523120-102	06/00	74.537	74.532	74.532	74.447	74.447
Other securities related services including margin lending and mutual fund sales.....		523120-4	06/00	92.771	117.559	117.276	115.294	132.146
Portfolio management.....	52392		12/03	313.776	307.388	299.258	277.199	281.512

See footnotes at end of table.

Table 11. Producer price indexes for net output of selected industries and their products, not seasonally adjusted — Continued
 [August 2022]

Title ¹	Industry code	Product code	Index base	Unadjusted index ²				
				Apr. 2022	May 2022 ^P	June 2022 ^P	July 2022 ^P	Aug. 2022 ^P
Portfolio management.....	523920		06/02	309.733	303.427	295.402	273.627	277.885
Primary services.....		523920-P	06/02	326.918	320.262	311.792	288.808	293.302
Mutual fund and exchange traded fund management.....		523920-1	06/02	418.290	404.730	380.450	354.451	363.276
Management of equity funds.....		523920-101	01/17	217.223	207.047	186.844	168.444	174.772
Management of bond funds.....		523920-102	01/17	111.335	109.482	109.677	105.506	107.006
Management of other funds.....		523920-103	01/17	100.090	100.134	100.138	99.054	99.219
Private portfolio management.....		523920-2	06/02	281.409	278.399	278.353	256.732	258.943
Management of equity private portfolios.....		523920-201	01/17	151.830	149.050	148.992	126.672	128.889
Management of bond private portfolios.....		523920-202	01/17	101.816	101.288	101.381	101.052	101.199
Management of other private portfolios.....		523920-203	01/17	118.463	118.487	118.420	119.134	119.060
Investment advice.....	52393		12/03	248.459	229.630	228.575	210.753	226.835
Investment advice.....	523930		12/03	248.399	229.574	228.520	210.702	226.781
Primary services.....		523930-P	06/02	253.452	234.244	233.169	214.988	231.394
Investment advisory services.....		523930-1	06/02	253.452	234.244	233.169	214.988	231.394
Insurance carriers and related activities.....	524		12/03	145.697	145.794	146.009	146.449	146.548
Insurance carriers.....	5241		12/03	146.279	146.379	146.601	147.055	147.157
Direct life/health/medical insurance carriers.....	52411		12/03	152.341	152.378	152.284	152.387	152.398
Direct life insurance carriers.....	524113		12/98	118.636	118.606	118.446	118.691	118.682
Primary services.....		524113-P	12/98	118.421	118.391	118.231	118.476	118.467
Life insurance policies.....		524113-1	12/98	112.756	112.757	112.753	113.209	113.210
Individual life insurance policies.....		524113-101	12/98	121.248	121.249	121.244	121.592	121.592
Term life insurance policies.....		524113-10101	12/98	112.516	112.517	112.516	112.418	112.419
Whole life insurance policies.....		524113-10102	12/98	130.159	130.159	130.159	130.165	130.165
Universal life insurance policies.....		524113-10103	12/98	116.757	116.760	116.739	118.289	118.292
Variable-universal and other individual life insurance policies.....		524113-10105	12/17	103.102	103.102	103.102	103.102	103.102
Group life insurance policies.....		524113-102	12/98	91.522	91.522	91.522	92.323	92.323
Annuities.....		524113-2	12/98	151.832	151.662	150.789	150.335	150.285
Variable deferred annuities.....		524113-201	12/98	187.829	187.829	187.829	187.892	187.892
Fixed-rate deferred annuities.....		524113-202	12/98	115.472	115.498	113.505	112.711	112.732
Immediate annuities.....		524113-203	12/98	139.298	137.239	135.846	133.694	133.023
Disability insurance policies.....		524113-3	06/06	102.979	102.979	102.979	102.704	102.704
Direct health and medical insurance carriers.....	524114		12/02	194.043	194.124	194.056	194.091	194.115
Primary services.....		524114-P	12/02	196.979	197.063	196.993	197.038	197.064
Medical service plans.....		524114-1	12/02	205.900	205.991	205.915	205.963	205.991
Comprehensive medical service plans.....		524114-101	12/02	209.803	209.909	209.823	209.893	209.924
Group managed care medical service plans.....		524114-10101	12/02	210.183	210.349	210.214	210.324	210.324
Group fee-for-service medical service plans.....		524114-10102	12/02	184.787	184.787	184.787	184.787	185.671
Individual comprehensive medical service plans.....		524114-10103	12/02	314.730	314.730	314.730	314.730	314.730
Non-comprehensive medical service plans.....		524114-103	06/07	127.633	127.633	127.622	127.572	127.576
Dental service plans.....		524114-10301	12/02	134.701	134.701	134.675	134.567	134.567
Supplemental Medicare service plans.....		524114-10302	12/02	159.787	159.787	159.787	159.787	159.803
Other medical service plans.....		524114-10303	12/02	169.306	169.306	169.306	169.284	169.284
Indemnity health insurance plans.....		524114-2	12/02	114.052	114.052	114.052	114.052	114.058
Other direct insurance carriers.....	52412		12/98	157.785	158.042	158.999	160.300	160.620
Direct property and casualty insurers.....	524126		06/98	157.901	158.158	159.115	160.418	160.738
Primary services.....		524126-P	06/98	158.035	158.292	159.250	160.554	160.875
Private passenger auto insurance.....		524126-1	06/98	186.677	186.800	188.845	192.117	192.594
Homeowner's insurance.....		524126-2	06/98	217.432	218.253	218.899	218.780	219.051
Commercial auto insurance.....		524126-3	06/98	124.683	124.683	126.098	126.472	126.472
Non-auto liability insurance.....		524126-4	06/98	123.632	123.595	123.595	124.057	124.864
Medical malpractice insurance.....		524126-402	06/98	115.089	115.089	115.089	115.089	115.089
Product and other non-auto liability insurance.....		524126-403	06/98	125.317	125.271	125.271	125.839	126.833
Commercial multiple peril insurance.....		524126-5	06/98	140.236	140.104	140.603	140.778	141.163
Worker's compensation insurance.....		524126-6	06/98	88.643	89.428	89.302	89.239	89.136
Other property and casualty insurance.....		524126-7	12/03	118.117	118.354	118.349	118.364	118.364
Insurance agencies and brokerages.....	52421		12/03	113.242	113.224	113.224	113.224	113.224
Insurance agencies and brokerages.....	524210		12/02	117.249	117.231	117.231	117.231	117.231
Primary services.....		524210-P	12/02	117.995	117.976	117.976	117.976	117.976
Sale of property and casualty insurance.....		524210-1	12/02	118.996	118.953	118.953	118.953	118.953
Sale of personal property and casualty insurance.....		524210-101	06/09	115.356	115.211	115.211	115.211	115.211
Sale of private passenger auto insurance.....		524210-10101	12/02	119.081	118.906	118.906	118.906	118.906
Sale of homeowner's insurance.....		524210-10102	12/02	124.271	124.271	124.271	124.271	124.271
Sale of other personal property and casualty insurance.....		524210-10103	06/09	101.846	101.437	101.437	101.437	101.437
Sale of commercial property and casualty insurance.....		524210-102	12/02	120.067	120.126	120.126	120.126	120.126
Sale of life insurance and annuities.....		524210-2	12/02	106.708	106.758	106.758	106.758	106.758

See footnotes at end of table.

Table 11. Producer price indexes for net output of selected industries and their products, not seasonally adjusted — Continued
 [August 2022]

Title ¹	Industry code	Product code	Index base	Unadjusted index ²				
				Apr. 2022	May 2022 ^P	June 2022 ^P	July 2022 ^P	Aug. 2022 ^P
Insurance agencies and brokerages - Continued								
Sale of health and medical insurance.....		524210-3	12/02	133.188	133.188	133.188	133.188	133.188
Sale of other insurance.....		524210-4	12/02	103.231	103.231	103.231	103.231	103.231
Lessors of nonresidential buildings (except miniwarehouses).....	53112		12/03	135.584	133.422	131.562	130.999	139.149
Lessors of nonresidential buildings.....	531120		12/95	158.623	156.094	153.917	153.259	162.793
Primary services.....		531120-P	12/95	154.140	151.683	149.568	148.928	158.193
Leasing of shopping centers and retail stores.....		531120-1	12/95	142.477	133.669	131.962	129.680	143.901
Leasing of professional and office buildings.....		531120-2	12/95	166.241	167.495	165.105	165.484	172.047
Leasing of manufacturing and industrial buildings.....		531120-3	12/95	136.863	136.909	136.277	136.362	136.565
Leasing of other nonresidential buildings and facilities.....		531120-7	12/02	150.471	156.851	152.392	153.585	163.762
Lessors of miniwarehouse and self storage units.....	53113		12/03	179.209	182.335	182.092	184.865	188.962
Miniwarehouse and self-storage unit operators.....	531130		12/03	179.198	182.325	182.081	184.854	188.951
Primary services.....		531130-P	06/93	272.316	277.067	276.698	280.912	287.137
Miniwarehouse and self-storage unit operation.....		531130-1	06/93	272.316	277.067	276.698	280.912	287.137
Offices of real estate agents and brokers.....	5312		12/03	179.597	181.217	182.990	184.965	187.168
Offices of real estate agents and brokers.....	53121		12/03	179.597	181.217	182.990	184.966	187.168
Offices of real estate agents and brokers.....	531210		12/03	179.481	181.100	182.871	184.846	187.047
Primary services.....		531210-P	12/03	179.503	181.122	182.894	184.869	187.070
Real estate brokerage, residential property sales and leases.....		531210-1	12/95	247.257	249.686	252.432	255.346	258.909
Real estate brokerage, nonresidential property sales and leases including land sales and leases.....		531210-6	12/06	142.535	143.303	143.912	144.973	145.335
Real estate brokerage, nonresidential property sales including land sales.....		531210-601	12/09	159.883	161.435	162.728	164.152	164.934
Real estate brokerage, nonresidential property leases including land leases.....		531210-602	12/09	128.078	128.145	128.140	128.882	128.867
Real estate property managers.....	53131		12/03	125.607	124.924	125.171	125.925	125.341
Residential property managers.....	531311		12/03	139.654	138.304	138.237	138.734	139.201
Primary services.....		531311-P	12/03	141.710	140.340	140.273	140.777	141.250
Residential property management services.....		531311-1	12/95	148.028	146.597	146.527	147.053	147.548
Nonresidential property managers.....	531312		12/03	102.485	102.969	103.772	104.993	102.546
Primary services.....		531312-P	12/03	102.485	102.969	103.772	104.993	102.546
Nonresidential property management services.....		531312-1	12/95	113.790	114.327	115.219	116.574	113.858
Offices of real estate appraisers.....	531320		12/03	117.445	118.785	118.610	118.399	118.104
Primary services.....		531320-P	12/03	119.279	120.640	120.461	120.247	119.948
Real estate appraisal services.....		531320-1	12/95	127.489	128.944	128.753	128.524	128.204
Automotive equipment rental and leasing.....	5321		06/01	159.962	156.275	161.691	164.842	164.673
Passenger car rental and leasing.....	53211		12/03	148.381	144.375	150.319	154.555	154.300
Passenger car rental.....	532111		12/91	217.790	211.910	220.633	226.851	226.478
Primary services.....		532111-P	12/91	216.675	210.825	219.504	225.691	225.319
Standard passenger car rental.....		532111-2	12/91	211.344	203.494	214.312	222.171	221.472
Passenger car rental for business travel.....		532111-211	12/98	98.790	99.564	100.146	101.870	101.039
Passenger car rental for leisure travel.....		532111-221	12/98	218.836	207.004	221.936	231.699	231.396
Replacement passenger car rental.....		532111-3	12/91	262.911	264.645	265.484	265.470	266.404
Truck, utility trailer and RV rental and leasing.....	53212		12/03	139.210	137.277	139.987	139.866	139.932
Truck, utility trailer, and RV rental and leasing.....	532120		06/91	159.810	157.602	160.700	160.565	160.639
Primary services.....		532120-P	06/91	156.054	153.472	156.977	156.718	156.847
Rental of trucks, truck trailers, RVs.....		532120-1	06/91	170.530	166.114	170.341	172.289	172.895
Leasing of trucks, truck trailers, and RVs.....		532120-4	06/91	139.548	138.194	141.090	139.521	139.357
Other receipts.....		532120-SM	06/91	177.255	177.670	177.888	178.589	178.296
Other heavy machinery rental and leasing.....	532412		12/03	126.502	128.307	129.392	129.184	131.923
Primary services.....		532412-P	12/03	112.126	114.035	115.788	115.452	119.711
Construction equipment rental and leasing.....		532412-1	12/03	120.367	123.320	123.105	122.585	129.171
Oilfield and well drilling equipment rental and leasing.....		532412-2	12/03	94.347	94.347	99.554	99.554	99.554
Other receipts.....		532412-SM	12/03	182.380	184.370	184.370	184.370	184.699
Legal services.....	5411		12/96	253.802	253.354	253.198	253.672	254.106
Offices of lawyers.....	54111		12/96	253.802	253.354	253.198	253.672	254.106
Offices of lawyers.....	541110		12/96	253.802	253.354	253.198	253.672	254.106
Primary services.....		541110-P	12/96	253.025	252.578	252.423	252.895	253.328
Labor and employment legal services.....		541110-A	12/14	120.800	119.857	120.734	120.992	121.307
Criminal legal services.....		541110-B	12/14	100.847	100.847	100.847	100.847	100.847
Other legal services.....		541110-C	12/14	111.201	111.201	111.201	111.201	111.201
Real estate legal services.....		541110-2	12/96	243.934	244.497	244.681	244.622	244.438
Civil negligence legal services.....		541110-3	12/96	195.037	194.586	194.973	195.023	195.397
Defendant representation.....		541110-301	12/96	254.942	253.133	253.016	253.122	252.927

See footnotes at end of table.

Table 11. Producer price indexes for net output of selected industries and their products, not seasonally adjusted — Continued
 [August 2022]

Title ¹	Industry code	Product code	Index base	Unadjusted index ²				
				Apr. 2022	May 2022 ^P	June 2022 ^P	July 2022 ^P	Aug. 2022 ^P
Offices of lawyers - Continued								
Plaintiff representation.....		541110-302	12/96	129.508	130.195	130.957	130.957	131.758
Wills, estate planning, and probate.....		541110-6	12/96	222.320	222.320	222.320	222.320	222.320
Business and commercial legal services.....		541110-9	12/14	145.028	144.659	144.294	144.791	145.195
Tax legal services.....		541110-901	12/14	152.554	152.374	152.218	151.918	151.930
Intellectual property legal services.....		541110-902	12/14	138.323	137.893	139.565	141.783	138.553
Bankruptcy and other business and commercial legal services.....		541110-903	12/14	145.746	145.377	144.654	144.903	145.946
Offices of certified public accountants.....	541211		12/03	130.154	129.983	130.684	129.164	130.159
Primary services.....		541211-P	12/03	132.384	132.244	133.100	131.466	132.549
Other accounting services.....		541211-A	12/08	112.019	111.558	109.645	105.591	105.983
Financial auditing.....		541211-4	06/95	164.248	164.052	163.101	160.636	163.310
Tax preparation and planning.....		541211-5	06/95	169.168	169.242	174.310	173.790	174.479
Bookkeeping and compilation.....		541211-9	12/08	132.335	132.219	132.068	133.241	133.506
Other accounting services.....	541219		12/03	155.443	153.324	155.301	155.924	155.924
Primary services.....		541219-P	12/03	155.601	153.480	155.460	156.083	156.083
Other accounting services (non-CPA firms).....		541219-1	12/03	155.601	153.480	155.460	156.083	156.083
Architectural, engineering and related services.....	5413		12/96	182.165	182.330	182.924	183.156	183.899
Architectural services.....	54131		12/03	123.259	123.500	123.796	124.155	124.160
Architectural services.....	541310		12/96	148.836	149.126	149.484	149.918	149.923
Primary services.....		541310-P	12/96	151.787	152.118	152.526	153.020	153.026
Residential building projects.....		541310-1	12/96	172.761	173.316	173.316	174.345	174.345
Nonresidential building projects.....		541310-7	12/10	110.712	110.935	110.935	111.175	111.175
Commercial and industrial building projects.....		541310-71	09/19	102.314	102.422	102.422	102.543	102.543
Institutional building projects.....		541310-72	09/19	104.847	105.165	105.165	105.503	105.503
Other architectural services, incl. historic restoration & architectural consulting services.....		541310-8	12/10	125.196	125.221	139.992	142.712	142.943
Engineering services.....	54133		12/03	149.548	149.663	150.167	150.327	151.014
Engineering services.....	541330		12/96	188.792	188.938	189.574	189.775	190.643
Primary services.....		541330-P	12/96	190.302	190.423	191.128	191.341	192.137
Building related engineering projects.....		541330-1	12/96	171.819	171.850	171.853	172.075	172.240
Residential building engineering projects.....		541330-101	12/09	108.162	108.162	108.162	108.162	108.564
Commercial, public, and institutional building engineering projects.....		541330-102	12/09	128.020	128.107	128.117	128.117	128.431
Industrial and manufacturing plant and process engineering projects.....		541330-103	12/09	121.209	121.209	121.209	121.448	121.448
Non-building related engineering projects.....		541330-2	12/96	201.360	201.554	202.822	203.024	204.322
Transportation engineering projects.....		541330-201	12/09	129.554	129.938	129.994	130.181	130.227
Highway and roadway engineering projects.....		541330-20101	12/09	125.311	125.667	125.765	125.954	126.035
Other transportation engineering projects, including mass transit engineering projects.....		541330-20102	12/09	135.569	135.991	135.991	136.175	136.175
Municipal utility and power generation and distribution engineering projects.....		541330-202	12/09	136.373	136.514	136.369	136.630	136.562
All other non-building related engineering projects.....		541330-203	12/09	145.110	145.092	147.305	147.310	149.511
Other receipts.....		541330-SM	12/96	175.353	175.691	175.777	175.882	177.312
Management and technical consulting services.....	5416		06/06	127.734	127.038	126.600	126.232	126.073
Management consulting services.....	54161		06/06	127.734	127.038	126.601	126.233	126.074
Management consulting services.....	541610		06/06	127.741	127.044	126.607	126.239	126.080
Primary services.....		541610-P	06/06	127.869	127.172	126.735	126.366	126.207
Administrative and general management consulting services.....		541610-1	06/06	147.180	146.480	145.796	145.379	145.349
Marketing consulting services.....		541610-3	06/06	67.322	67.322	67.322	67.322	67.322
Process, physical distribution and logistics consulting services.....		541610-4	06/06	108.676	107.267	107.317	106.760	105.588
Human resources consulting services.....		541610-5	06/06	110.714	110.183	110.571	110.413	110.269
Other management consulting services.....		541610-8	06/06	93.534	93.221	93.120	92.991	93.144
Advertising agencies.....	54181		12/03	122.750	122.788	122.852	123.225	123.266
Advertising agencies.....	541810		06/95	148.800	148.846	148.924	149.376	149.426
Primary services.....		541810-P	06/95	151.700	151.752	151.840	152.354	152.410
Advertising agency services.....		541810-4	09/21	108.248	108.285	108.348	108.714	108.754
Advertising creative services billed separately.....		541810-401	06/95	140.352	140.352	140.352	142.173	142.173
Advertising placement services, including bundled placement and creative services.....		541810-402	06/95	161.637	161.712	161.840	161.991	162.073
Other advertising services billed separately.....		541810-403	12/08	102.598	102.598	102.598	102.598	102.598
Other receipts.....		541810-SM	06/95	129.192	129.192	129.192	129.192	129.192
Employment services.....	5613		12/96	157.721	158.903	159.177	158.791	159.089
Employee leasing services.....	56133		12/03	129.542	129.542	129.793	130.266	130.406
Professional employer organizations.....	561330		12/03	129.542	129.542	129.793	130.266	130.406
Primary services.....		561330-P	06/94	167.541	167.541	167.867	168.483	168.665
Co-employment staffing.....		561330-1	06/94	167.541	167.541	167.867	168.483	168.665

See footnotes at end of table.

Table 11. Producer price indexes for net output of selected industries and their products, not seasonally adjusted — Continued
 [August 2022]

Title ¹	Industry code	Product code	Index base	Unadjusted index ²				
				Apr. 2022	May 2022 ^P	June 2022 ^P	July 2022 ^P	Aug. 2022 ^P
Staffing services (except PEOs).....	56138		12/10	133.744	135.394	135.609	134.755	135.076
Staffing services (except PEOs).....	561380		12/10	133.734	135.383	135.598	134.744	135.066
Primary services.....		561380-P	12/10	134.548	136.247	136.469	135.587	135.920
Temporary help services.....		561380-1	06/94	176.718	179.102	179.324	177.885	178.467
Temporary help services, office and clerical.....		561380-101	06/94	172.555	178.671	179.510	182.007	181.115
Temporary help services, light and heavy industrial.....		561380-102	06/94	181.503	183.438	184.305	177.714	178.422
Temporary help services, technical and professional.....		561380-103	06/94	95.081	97.013	97.803	98.228	99.872
Temporary help services, medical.....		561380-104	06/94	248.696	246.456	241.517	236.479	229.547
Temporary help services, other.....		561380-105	06/94	181.646	180.876	179.777	179.777	182.117
Employment placement services.....		561380-2	12/03	139.077	138.542	139.426	141.160	140.852
Executive search services.....		561380-3	12/06	98.546	101.985	101.932	100.509	99.683
Travel agencies.....	56151		12/03	100.703	101.243	102.097	102.626	102.946
Travel agencies.....	561510		12/89	112.815	113.421	114.381	114.975	115.334
Primary services.....		561510-P	12/89	111.641	112.302	113.346	113.993	114.384
Flight bookings.....		561510-1	12/89	90.300	90.242	90.603	92.275	93.582
Domestic flight bookings.....		561510-111	12/89	82.043	82.051	81.929	81.989	82.045
International flight bookings.....		561510-112	12/89	71.031	70.949	71.511	73.731	75.459
Other travel agency services, except flight bookings.....		561510-2	12/89	161.413	162.811	164.684	164.759	164.582
Hotel and car rental bookings.....		561510-211	12/89	170.289	169.710	168.738	165.854	164.771
Hotel bookings.....		561510-2111	12/11	107.703	107.443	107.069	104.794	104.003
Car rental bookings.....		561510-2112	12/11	115.504	114.586	112.738	113.005	112.797
Cruise and tour bookings.....		561510-222	06/02	92.282	96.305	101.810	103.646	103.794
Cruise bookings.....		561510-2221	12/11	90.729	93.041	100.604	104.881	107.188
Packaged tour bookings.....		561510-2222	12/11	87.215	91.868	95.958	96.415	95.436
All other travel agency services.....		561510-233	06/02	126.570	126.570	126.570	126.570	126.570
Security guards and patrol services.....	561612		12/04	143.512	143.241	147.243	147.463	147.339
Primary services.....		561612-P	12/04	143.339	143.068	147.065	147.284	147.161
Security guard services.....		561612-1	12/04	143.339	143.068	147.065	147.284	147.161
Janitorial services.....	56172		12/03	134.027	134.662	134.714	134.541	134.421
Janitorial services.....	561720		12/94	158.545	159.296	159.358	159.153	159.011
Primary services.....		561720-P	12/94	159.465	160.205	160.269	160.054	159.904
Janitorial cleaning services.....		561720-5	12/94	159.465	160.205	160.269	160.054	159.904
Nonresidential cleaning services.....		561720-51	06/03	132.227	132.685	132.744	132.546	132.408
Residential cleaning services.....		561720-52	06/03	164.417	166.937	166.937	166.937	166.937
Waste collection.....	5621		12/03	163.634	163.563	163.468	166.894	168.097
Waste collection.....	56211		12/03	163.634	163.564	163.469	166.895	168.098
Solid waste collection.....	562111		12/03	163.654	163.583	163.487	166.915	168.119
Primary services.....		562111-P	06/93	224.815	224.458	224.067	229.359	231.102
Solid waste collection services.....		562111-2	06/93	224.815	224.458	224.067	229.359	231.102
Offices of physicians.....	6211		12/96	142.910	142.914	142.914	143.067	143.076
Offices of physicians.....	62111		12/96	142.910	142.914	142.914	143.067	143.076
Offices of physicians, except mental health.....	621111		12/93	154.010	154.014	154.014	154.179	154.188
Primary services.....		621111-P	12/93	154.694	154.697	154.697	154.916	154.926
One and two physician practices and single specialty group practices.....		621111-4	12/93	148.816	148.840	148.840	149.296	149.296
General/family practice.....		621111-411	12/93	161.190	161.190	161.190	161.451	161.451
Internal medicine.....		621111-412	12/99	135.775	135.790	135.790	135.499	135.499
General surgery and other surgical specialties.....		621111-413	12/99	115.698	115.698	115.698	118.102	118.102
Pediatrics.....		621111-414	12/93	244.888	245.400	245.400	245.400	245.400
Obstetrics/gynecology.....		621111-415	12/93	145.420	145.420	145.420	145.345	145.345
Other specialty.....		621111-419	12/99	128.565	128.565	128.565	128.322	128.322
Multispecialty group practice.....		621111-5	12/93	180.492	180.433	180.433	179.919	179.961
Offices of dentists.....	6212		06/10	126.866	126.898	126.973	126.946	126.946
Offices of dentists.....	62121		06/10	126.866	126.898	126.973	126.946	126.946
Offices of dentists.....	621210		06/10	126.869	126.900	126.975	126.949	126.949
Primary services.....		621210-P	06/10	127.012	127.043	127.119	127.092	127.092
Dental visits and consultations.....		621210-1	06/10	141.342	141.439	141.671	141.589	141.589
Private insurance patients: dental visits and consultations.....		621210-11	06/14	128.733	128.889	129.258	129.210	129.210
Medicare, Medicaid and all other patients: dental visits and consultations.....		621210-12	06/14	130.577	130.577	130.577	130.467	130.467
Dental surgical intervention services.....		621210-2	06/10	116.378	116.378	116.378	116.378	116.378
Private insurance patients: dental surgical intervention services.....		621210-21	06/14	113.720	113.720	113.720	113.720	113.720
Medicare, Medicaid and all other patients: dental surgical intervention services..		621210-22	06/14	110.408	110.408	110.408	110.408	110.408
Dental non-surgical intervention services.....		621210-3	06/10	121.185	121.185	121.185	121.185	121.185
Private insurance patients: dental non-surgical intervention services.....		621210-31	06/14	109.252	109.252	109.252	109.252	109.252

See footnotes at end of table.

Table 11. Producer price indexes for net output of selected industries and their products, not seasonally adjusted — Continued
 [August 2022]

Title ¹	Industry code	Product code	Index base	Unadjusted index ²				
				Apr. 2022	May 2022 ^P	June 2022 ^P	July 2022 ^P	Aug. 2022 ^P
Offices of dentists - Continued								
Medicare, Medicaid and all other patients: dental non-surgical intervention services.....		621210-32	06/14	118.553	118.553	118.553	118.553	118.553
Medical and diagnostic laboratories.....	6215		12/03	103.661	103.721	103.720	103.577	103.577
Medical and diagnostic laboratories.....	62151		12/03	103.661	103.721	103.720	103.577	103.577
Medical laboratories.....	621511		12/03	101.419	101.513	101.511	101.441	101.441
Primary services.....		621511-P	06/94	120.654	120.766	120.764	120.681	120.681
Medical laboratory services.....		621511-2	06/94	120.654	120.766	120.764	120.681	120.681
Medicare patients.....		621511-23	06/14	78.178	78.178	78.178	77.416	77.416
Medicaid patients.....		621511-24	06/14	95.850	95.850	95.850	95.850	95.850
Private insurance patients.....		621511-25	06/14	99.261	99.419	99.416	99.566	99.566
All other patients.....		621511-26	06/14	102.144	102.144	102.144	102.144	102.144
Diagnostic imaging centers.....	621512		12/03	106.399	106.399	106.399	106.128	106.128
Primary services.....		621512-P	06/94	111.644	111.644	111.644	111.359	111.359
Diagnostic imaging services.....		621512-4	06/94	111.644	111.644	111.644	111.359	111.359
Medicare and Medicaid patients.....		621512-41	06/14	92.497	92.497	92.497	91.469	91.469
Private insurance and all other patients.....		621512-42	06/14	102.690	102.690	102.690	102.690	102.690
Home health care services.....	6216		12/96	153.904	153.904	153.904	153.573	153.633
Home health care services.....	62161		12/96	153.904	153.904	153.904	153.573	153.633
Home health care services.....	621610		12/96	153.963	153.963	153.963	153.633	153.693
Primary services.....		621610-P	12/96	148.178	148.178	148.178	147.829	147.841
Medicare and Medicaid patients.....		621610-3	12/03	126.131	126.131	126.131	125.758	125.771
Medicare patients.....		621610-31	12/96	139.940	139.940	139.940	138.554	138.554
Medicaid patients.....		621610-32	12/03	133.365	133.365	133.365	133.939	133.968
Private insurance and all other patients.....		621610-4	12/03	141.349	141.349	141.349	141.350	141.350
Private insurance patients.....		621610-41	06/14	105.261	105.261	105.261	105.261	105.261
All other patients.....		621610-42	06/14	138.262	138.262	138.262	138.263	138.263
Other receipts.....		621610-SM	12/96	286.273	286.273	286.273	287.068	289.230
All other ambulatory health care services.....	62199		06/06	124.081	124.701	124.669	125.134	126.011
Blood and organ banks.....	621991		06/06	124.076	124.696	124.664	125.130	126.006
Primary services.....		621991-P	06/06	122.701	123.203	123.214	123.682	124.565
Human blood services.....		621991-1	06/06	111.453	112.032	111.808	112.625	113.519
Human red blood and whole blood services.....		621991-12	06/06	110.146	109.987	109.793	110.937	112.130
Human blood plasma services.....		621991-13	06/06	108.792	111.388	110.701	110.801	110.794
Human blood platelet and other blood services.....		621991-14	06/06	127.374	126.423	127.553	128.425	130.206
Human organ, bone, tissue, and other bank services.....		621991-2	06/06	169.939	170.081	171.147	170.043	170.853
Other receipts.....		621991-SM	06/06	141.217	148.289	145.798	145.899	145.972
Hospitals.....	622		12/92	220.657	221.475	223.060	223.969	223.833
General medical and surgical hospitals.....	6221		12/03	160.091	160.700	161.844	162.543	162.434
General medical and surgical hospitals.....	62211		12/03	160.065	160.673	161.817	162.516	162.408
General medical and surgical hospitals.....	622110		12/92	220.949	221.790	223.369	224.334	224.184
Primary services.....		622110-P	12/92	227.797	228.705	230.411	231.454	231.292
Certain infectious and parasitic diseases.....		622110-201	06/08	131.790	131.790	131.790	131.393	131.393
Neoplasms.....		622110-202	12/17	121.527	121.527	120.693	121.349	122.048
Diseases of the blood & blood-forming organs & certain disorders involving the immune mechanism.....		622110-203	12/17	117.937	117.937	117.866	116.986	116.986
Endocrine, nutritional and metabolic diseases.....		622110-204	12/17	102.865	106.736	106.736	110.366	110.366
Mental and behavioural disorders.....		622110-205	12/17	130.803	130.803	130.947	136.772	136.598
Diseases of the nervous system.....		622110-206	12/17	109.490	109.490	109.490	110.002	110.020
Diseases of the circulatory system.....		622110-209	06/08	129.573	129.573	129.817	129.746	129.980
Diseases of the respiratory system.....		622110-210	12/17	111.301	111.297	111.639	111.093	111.052
Diseases of the digestive system.....		622110-211	06/08	142.503	142.852	142.911	143.321	142.995
Diseases of the skin and subcutaneous tissue.....		622110-212	06/08	115.288	114.898	113.797	113.659	114.109
Diseases of the musculoskeletal system and connective tissue.....		622110-213	06/08	143.221	147.064	146.956	149.205	146.585
Diseases of the genitourinary system.....		622110-214	12/17	107.037	107.189	107.066	106.650	106.770
Pregnancy, childbirth and the puerperium.....		622110-215	06/08	163.216	163.477	164.288	167.217	167.246
Certain conditions originating in the perinatal period.....		622110-216	06/08	134.355	134.355	135.384	139.929	139.929
Symptoms, signs and abnormal clinical and laboratory findings, not elsewhere classified.....		622110-218	12/17	113.394	113.394	114.221	113.559	113.823
Injury, poisoning and certain other consequences of external causes.....		622110-219	12/17	108.876	108.876	109.167	109.058	109.058
Factors influencing health status and contact with health services.....		622110-221	12/17	113.811	113.811	120.129	119.917	119.988
Other diseases.....		622110-223	12/17	111.490	111.490	110.369	111.102	112.291
Psychiatric and substance abuse hospitals.....	6222		12/03	168.527	168.582	168.621	168.125	168.176
Psychiatric and substance abuse hospitals.....	62221		12/03	168.527	168.582	168.621	168.125	168.176

See footnotes at end of table.

Table 11. Producer price indexes for net output of selected industries and their products, not seasonally adjusted — Continued
 [August 2022]

Title ¹	Industry code	Product code	Index base	Unadjusted index ²				
				Apr. 2022	May 2022 ^P	June 2022 ^P	July 2022 ^P	Aug. 2022 ^P
Psychiatric and substance abuse hospitals.....	622210		12/92	198.535	198.600	198.647	198.062	198.121
Primary services.....		622210-P	12/92	198.525	198.591	198.637	198.053	198.112
Psychiatric hospitals.....		622210-3	12/92	204.614	204.688	204.741	204.080	204.147
Medicare patients: psychiatric hospitals.....		622210-31	06/14	119.353	119.880	120.256	120.002	120.887
Medicaid patients: psychiatric hospitals.....		622210-32	06/14	151.055	151.055	151.055	151.055	150.953
Private insurance and all other patients: psychiatric hospitals.....		622210-33	06/14	129.357	129.357	129.357	128.762	128.741
Other specialty hospitals.....	6223		12/03	166.176	166.794	168.837	169.374	169.390
Other specialty hospitals.....	62231		12/03	166.176	166.794	168.837	169.374	169.390
Other specialty hospitals.....	622310		12/92	249.118	250.046	253.109	253.913	253.937
Primary services.....		622310-P	12/92	286.211	287.365	291.175	292.176	292.205
Specialty, except psychiatric and substance abuse, hospitals.....		622310-6	12/92	286.211	287.365	291.175	292.176	292.205
Medicare patients.....		622310-61	06/14	113.051	113.908	119.086	116.725	116.725
Medicaid patients.....		622310-62	06/14	106.645	108.544	103.196	107.520	107.587
Private insurance and all other patients.....		622310-63	06/14	111.701	111.743	112.488	113.602	113.611
Nursing care facilities.....	6231		12/03	164.183	164.221	164.567	165.239	166.800
Nursing care facilities.....	62311		12/03	164.183	164.221	164.566	165.239	166.800
Nursing care facilities.....	623110		12/94	249.087	249.145	249.669	250.689	253.058
Primary services.....		623110-P	12/94	249.848	249.909	250.453	251.513	253.974
Medicare and Medicaid patients.....		623110-1	12/94	237.800	238.092	238.505	239.645	240.401
Medicaid patients.....		623110-101	06/12	131.204	131.467	131.840	133.714	134.397
Medicare patients.....		623110-102	06/12	117.365	117.365	117.365	116.183	116.183
Private insurance and all other patients.....		623110-3	12/94	269.669	269.412	270.144	271.108	275.947
Private insurance patients.....		623110-301	06/14	106.720	106.720	106.720	106.720	106.720
All other patients.....		623110-302	06/14	124.968	124.827	125.229	125.758	128.415
Residential developmental disability homes.....	62321		12/03	202.944	203.228	203.161	208.061	208.180
Residential developmental disability homes.....	623210		12/03	202.937	203.221	203.154	208.053	208.173
Primary services.....		623210-P	12/03	204.543	204.840	204.769	209.746	209.871
Residential intellectual and developmental disability services.....		623210-1	12/03	204.543	204.840	204.769	209.746	209.871
Medicaid patients.....		623210-11	06/14	134.951	135.193	135.135	139.777	139.879
Non-Medicaid patients.....		623210-12	06/14	128.525	128.525	128.525	126.098	126.098
Amusement and theme parks.....	7131		06/06	206.930	202.204	203.153	201.461	199.486
Amusement and theme parks.....	71311		06/06	206.609	201.890	202.838	201.148	199.176
Amusement and theme parks.....	713110		06/06	206.602	201.883	202.830	201.141	199.169
Primary services.....		713110-P	06/06	201.921	197.335	198.458	196.555	194.197
Amusement and theme park admissions.....		713110-1	06/06	218.652	210.566	212.018	208.252	204.393
Amusement and theme park food and beverage sales.....		713110-2	06/06	195.728	194.015	195.367	195.849	195.496
Amusement and theme park merchandise sales, games, and other services.....		713110-3	06/06	150.811	153.239	153.221	154.272	154.272
Other receipts.....		713110-SM	06/06	257.631	251.474	250.554	251.137	253.289
Golf courses and country clubs.....	71391		12/05	147.504	144.030	144.041	148.398	148.398
Golf courses and country clubs.....	713910		12/05	147.505	144.029	144.040	148.398	148.398
Primary services.....		713910-P	12/05	147.419	143.488	143.500	148.397	148.397
Membership dues and fees.....		713910-1	12/05	154.718	154.718	154.718	159.594	159.594
Greens and guest fees.....		713910-2	12/05	135.312	120.225	120.225	123.668	123.668
Food and beverage sales.....		713910-3	12/05	154.477	154.477	154.477	161.922	161.922
Equipment rentals and all other golf services.....		713910-4	12/05	129.556	129.556	129.741	132.099	132.099
Fitness and recreational sports centers.....	71394		12/04	109.832	111.779	111.916	111.916	111.916
Fitness and recreational sports centers.....	713940		12/04	109.838	111.782	111.919	111.919	111.919
Primary services.....		713940-P	12/04	107.399	108.059	108.232	108.232	108.232
Fitness and recreational facility memberships.....		713940-1	12/04	97.295	98.061	98.312	98.312	98.312
Recreational facility admissions, classes, and other fitness center services.....		713940-2	12/04	141.928	142.073	141.897	141.897	141.897
Other receipts.....		713940-SM	12/04	120.304	127.257	127.257	127.257	127.257
Accommodation.....	721		12/96	186.435	184.400	194.837	199.157	190.116
Accommodation.....	7211		12/96	186.435	184.400	194.837	199.158	190.116
Hotels (exc casino hotels) and motels.....	72111		12/03	165.907	161.794	174.922	179.351	169.861
Hotels and motels, except casino hotels.....	721110		12/03	165.921	161.803	174.939	179.369	169.872
Primary services.....		721110-P	12/03	168.342	164.083	177.558	182.087	172.294
Guestroom rental.....		721110-1	12/03	173.507	167.545	185.245	190.713	177.409
Limited service hotels and motels guestroom rental.....		721110-101	06/93	198.466	196.272	202.836	203.575	206.704
Full service hotels and motels guestroom rental.....		721110-102	06/93	237.516	253.429	282.116	285.519	281.593
Luxury and resort hotels guestroom rental.....		721110-103	06/93	283.193	253.122	281.788	295.315	257.733
Hotel and motel food and beverage and related services.....		721110-2	12/03	147.336	148.495	148.236	149.969	151.407
Hotel and motel food and nonalcoholic beverage and related services.....		721110-201	12/03	143.559	144.449	143.744	145.776	147.503

See footnotes at end of table.

Table 11. Producer price indexes for net output of selected industries and their products, not seasonally adjusted — Continued
 [August 2022]

Title ¹	Industry code	Product code	Index base	Unadjusted index ²				
				Apr. 2022	May 2022 ^P	June 2022 ^P	July 2022 ^P	Aug. 2022 ^P
Hotels and motels, except casino hotels - Continued								
Hotel and motel alcoholic beverage and related services.....		721110-202	12/03	167.066	169.577	171.547	171.791	171.791
Other hotel and motel services.....		721110-5	12/10	148.665	149.179	151.216	152.412	152.412
Other receipts.....		721110-SM1	12/10	167.932	172.423	170.223	171.061	178.017
Casino hotels.....	72112		12/03	125.301	128.931	127.610	129.248	126.304
Casino hotels.....	721120		12/03	125.282	128.911	127.590	129.228	126.285
Primary services.....		721120-P	12/03	126.714	130.408	129.060	130.631	127.715
Casino hotel guestroom rental.....		721120-1	06/01	139.887	148.388	145.101	143.998	135.663
Casino hotel food and beverage and related services.....		721120-2	12/03	198.890	201.937	203.255	203.328	203.382
Casino hotel food and nonalcoholic beverage and related services.....		721120-201	12/03	181.079	185.057	185.643	185.652	185.688
Casino hotel alcoholic beverage and related services.....		721120-202	12/03	250.257	251.138	254.303	254.534	254.636
Casino gaming receipts.....		721120-5	06/01	110.535	113.404	111.951	114.383	111.948
Other casino hotel services.....		721120-6	06/11	101.524	103.019	103.019	103.607	103.607
Other receipts.....		721120-SM1	06/11	128.678	129.035	129.440	143.348	131.687
Commercial machinery repair and maintenance.....	8113		06/06	166.035	166.058	168.933	169.335	171.935
Commercial machinery repair and maintenance.....	81131		06/06	166.054	166.077	168.952	169.354	171.954
Commercial machinery repair and maintenance.....	811310		06/06	166.002	166.026	168.895	169.298	171.897
Primary services.....		811310-P	06/06	153.901	153.932	155.083	155.585	158.119
Maintenance and repair services for agricultural, construction, and mining machinery.....		811310-5	12/13	142.500	142.500	145.610	145.610	146.898
Maintenance and repair services for commercial and service industry machinery.....		811310-6	12/13	128.209	128.209	129.340	131.062	136.766
Maintenance and repair services for industrial machinery.....		811310-7	12/13	114.697	114.697	114.697	114.697	115.747
Maintenance and repair services for general purpose machinery.....		811310-8	12/13	132.466	132.680	132.759	132.759	132.656
Other receipts.....		811310-SM	06/06	194.966	194.966	202.689	202.790	205.488
Special indexes								
New nonresidential building construction by contractor type/region.....	236400		02/14	144.553	145.049	146.127	153.328	153.694
General contractors.....		236400-1	02/14	142.211	142.526	143.270	150.874	151.527
General contractors, Northeast.....		236400-11	02/14	134.667	134.686	134.686	141.299	141.811
General contractors, South.....		236400-12	02/14	144.516	144.761	144.973	154.756	154.756
General contractors, Midwest.....		236400-13	02/14	134.600	134.961	135.646	141.371	141.480
General contractors, West.....		236400-14	02/14	150.741	151.351	153.528	160.198	162.425
Plumbing, heating, and air conditioning contractors.....		236400-221	02/14	130.395	131.695	132.802	136.218	135.621
Plumbing, heating, and air conditioning contractors, Northeast.....		236400-2211	02/14	148.235	152.419	155.173	150.643	154.268
Plumbing, heating, and air conditioning contractors, South.....		236400-2212	02/14	121.438	121.903	123.345	130.463	130.463
Plumbing, heating, and air conditioning contractors, Midwest.....		236400-2213	02/14	122.297	123.563	123.672	129.537	129.175
Plumbing, heating, and air conditioning contractors, West.....		236400-2214	02/14	136.143	136.143	136.274	138.581	132.964
Electrical contractors.....		236400-222	02/14	150.290	150.994	152.421	167.658	168.494
Electrical contractors, Northeast.....		236400-2221	02/14	151.984	153.423	154.846	169.128	170.393
Electrical contractors, South.....		236400-2222	02/14	147.285	147.740	148.327	163.628	163.628
Electrical contractors, Midwest.....		236400-2223	02/14	144.834	145.639	147.588	162.999	164.212
Electrical contractors, West.....		236400-2224	02/14	157.937	158.300	160.455	176.214	177.548
Roofing contractors.....		236400-223	02/14	140.337	140.638	156.133	162.312	161.707
Roofing contractors, Northeast.....		236400-2231	02/14	127.707	127.880	132.603	144.495	141.882
Roofing contractors, South.....		236400-2232	02/14	153.112	153.675	194.869	183.396	183.396
Roofing contractors, Midwest.....		236400-2233	02/14	139.801	140.079	140.047	157.303	157.469
Roofing contractors, West.....		236400-2234	02/14	129.486	129.486	129.486	147.015	145.975
Poured concrete foundation and structure contractors.....		236400-224	02/14	161.842	162.285	162.663	165.757	166.316
Poured concrete foundation and structure contractors, Northeast.....		236400-2241	02/14	152.077	152.077	150.854	153.442	153.481
Poured concrete foundation and structure contractors, South.....		236400-2242	02/14	176.986	177.686	178.758	181.986	181.986
Poured concrete foundation and structure contractors, Midwest.....		236400-2243	02/14	154.016	154.016	154.657	158.692	160.818
Poured concrete foundation and structure contractors, West.....		236400-2244	02/14	153.838	154.635	154.635	156.823	156.823
New nonresidential building construction by region.....	236500		02/14	144.411	144.913	145.835	153.718	154.166
New nonresidential building construction, Northeast.....		236500-1	02/14	148.270	149.255	149.994	156.415	157.719
New nonresidential building construction, South.....		236500-2	02/14	141.215	141.492	142.187	151.310	151.314
New nonresidential building construction, Midwest.....		236500-3	02/14	139.812	140.416	141.412	148.712	149.108
New nonresidential building construction, West.....		236500-4	02/14	150.121	150.482	151.821	159.523	160.007
Nonresidential building maintenance & repair.....	2381MR		04/09	139.489	140.620	141.861	143.476	143.641
General medical and surgical hospitals by patient type.....	62211A							
Medicare patients.....		62211A-2	12/92	187.509	187.515	187.680	185.833	185.821
Medicaid patients.....		62211A-4	12/92	148.072	148.072	149.583	149.432	149.432
Private insurance and all other patients.....		62211A-6	12/92	288.098	290.134	292.046	295.969	294.913
Private insurance patients.....		62211A-61	06/14	124.177	125.199	126.170	127.982	128.338
All other patients.....		62211A-62	06/14	132.436	132.634	132.763	133.949	129.325
Premiums for property and casualty insurance ³	924126		06/98	157.821	158.051	158.723	159.800	159.916
Primary services.....		924126-P	06/98	157.973	158.203	158.876	159.954	160.070

See footnotes at end of table.

Table 11. Producer price indexes for net output of selected industries and their products, not seasonally adjusted — Continued
 [August 2022]

Title ¹	Industry code	Product code	Index base	Unadjusted index ²				
				Apr. 2022	May 2022 ^p	June 2022 ^p	July 2022 ^p	Aug. 2022 ^p
Premiums for property and casualty insurance - Continued								
Premiums for private passenger auto insurance.....		924126-1	06/98	185.255	185.408	187.023	189.774	189.868
Premiums for homeowner's insurance.....		924126-2	06/98	217.598	218.423	218.668	218.796	219.028
Premiums for commercial auto insurance.....		924126-3	06/98	119.066	119.066	119.549	119.672	119.672
Premiums for non-auto liability insurance.....		924126-4	06/98	122.596	122.596	122.596	122.676	123.088
Premiums for medical malpractice insurance.....		924126-402	06/98	118.394	118.394	118.394	118.394	118.394
Premiums for product and other non-auto liability insurance.....		924126-403	06/98	123.086	123.086	123.086	123.184	123.690
Premiums for commercial multiple peril insurance.....		924126-5	06/98	135.929	135.819	136.056	135.984	136.202
Premiums for worker's compensation insurance.....		924126-6	06/98	99.284	99.675	99.457	99.381	99.288
Premiums for other property and casualty insurance.....		924126-7	12/03	118.126	118.353	118.353	118.379	118.379

¹ Industry and product class indexes may include products not shown separately.

² All indexes are subject to revision for 4 months after their originally scheduled publication to incorporate late reports and corrections by survey respondents.

³ The special index for 924126, in which prices reflect premiums only, contrasts with the index shown elsewhere in this table for NAICS 524126, where prices reflect premiums plus the amount of investment income earned on the invested portion of the premium.

p Preliminary

"-" Data not available.

n.e.c. = Not elsewhere classified.

NOTE: Titles of some industries and products are not shown in this table because they fail to meet our publication criteria.

Table 12. Producer price index percentage changes for the net output of selected industries and their products, not seasonally adjusted
[August 2022]

Title ¹	Industry code	Product code	Unadjusted 12-month percent change ²	Unadjusted 1-month percent change ²					
				Aug. 2021 to Aug. 2022 ^P	Mar. to Apr.	Apr. to May ^P	May to June ^P	June to July ^P	July to Aug. ^P
Logging.....	1133		2.5	0.2	0.5	0.9	0.5	-0.6	
Logging.....	11331		2.5	0.2	0.5	0.9	0.5	-0.6	
Logging.....	113310		2.5	0.2	0.5	0.9	0.5	-0.6	
Primary products.....		113310-P	2.5	0.2	0.5	0.9	0.5	-0.6	
Secondary products and miscellaneous receipts.....		113310-SM							
Miscellaneous receipts.....		113310-M	-	2.8	1.0	0.6	-	-	
Mining									
Total mining industries.....			47.3	5.7	9.1	7.7	-13.0	8.6	
Oil and gas extraction.....	211		71.7	7.5	14.6	10.8	-19.2	13.7	
Oil and gas extraction.....	2111		71.7	7.5	14.6	10.8	-19.2	13.7	
Crude petroleum and natural gas extraction.....	211111		73.6	8.1	14.3	11.5	-19.6	13.9	
Primary products.....		211111-P	73.6	8.1	14.3	11.5	-19.6	13.9	
Crude petroleum.....		211111-1	37.8	0.6	1.4	12.8	-17.0	-5.5	
Natural gas (from the wellhead).....		211111-3	118.6	20.3	31.7	10.1	-22.4	36.0	
Natural gas liquids extraction.....	211112		61.8	3.9	16.3	7.2	-16.8	12.3	
Primary products.....		211112-P	61.8	3.9	16.3	7.2	-16.8	12.3	
Natural gas liquids.....		211112-1	27.8	-3.2	4.2	1.0	-11.8	-2.5	
Isopentane and natural gasoline.....		211112-11	11.9	-10.8	-3.0	-2.8	-10.5	-10.5	
Propane.....		211112-12	-4.4	-10.5	-6.1	-2.0	-6.6	-5.5	
Butane.....		211112-13	-8.9	-10.3	-2.7	-6.5	-12.9	-3.8	
Plant condensate, ethane, gas mixtures, and other natural gas liquids.....		211112-14	61.0	4.4	11.9	4.5	-13.6	0.5	
Residue gas shipped from natural gas liquids plants.....		211112-3	113.9	17.9	35.6	14.8	-22.1	30.5	
Mining (except oil & gas).....	212		24.1	6.1	-0.7	3.1	-0.9	0.3	
Coal mining.....	2121		61.2	16.8	1.4	6.7	4.0	-2.0	
Coal mining.....	21211		61.2	16.8	1.4	6.7	4.0	-2.0	
Bituminous coal and lignite surface mining.....	212111		5.0	0.2	-1.2	0.5	-0.8	-1.9	
Primary products.....		212111-P	4.5	0.4	-1.5	0.4	-1.0	-2.1	
Raw bituminous coal and lignite from surface mining operations.....		212111-1	-	0.9	-6.9	-0.1	-5.8	-	
Raw bituminous coal and lignite from surface operations, for use without processing.....		212111-11	-	-11.1	3.1	-0.1	-4.7	-	
Processed bituminous coal and lignite from surface operations.....		212111-3	7.5	0.3	-0.1	0.6	0.1	-0.8	
Processed bituminous coal and lignite from surface operations (wet-washing or other method).....		212111-31	7.4	0.0	0.0	2.2	0.0	0.0	
Processed bituminous coal and lignite (mechanically crushed, screened, or sized only).....		212111-35	7.6	0.4	-0.2	-0.4	0.2	-1.2	
Bituminous coal underground mining.....	212112		127.4	31.4	3.1	10.7	6.7	-2.1	
Primary products.....		212112-P	128.9	31.8	3.1	10.8	6.6	-2.1	
Processed bituminous coal shipped from underground operations.....		212112-3	128.9	31.8	3.1	10.8	6.6	-2.1	
Processed bituminous coal washed by wet-washing, pneumatic, or other methods.....		212112-31	120.2	33.5	0.8	7.4	2.1	0.0	
Processed bituminous coal mechanically crushed, screened, or sized only.....		212112-32	164.8	24.0	15.0	25.7	23.7	-8.8	
Secondary products and miscellaneous receipts.....		212112-SM							
Anthracite mining.....	212113		37.9	5.0	0.0	3.2	11.9	2.7	
Primary products.....		212113-P	38.3	5.2	0.0	3.4	12.1	2.8	
Processed anthracite.....		212113-3	39.3	5.2	0.0	3.4	12.1	2.8	
Secondary products and miscellaneous receipts.....		212113-SM2							
Metal ore mining.....	2122		-0.7	-0.5	-4.5	-0.1	-9.6	3.6	
Iron ore mining.....	21221		14.8	-0.3	1.0	6.2	4.0	0.0	
Iron ore mining.....	212210		14.8	-0.3	1.0	6.2	4.0	0.0	
Primary products.....		212210-P	14.8	-0.3	1.0	6.2	4.0	0.0	
Iron ore (including crude, concentrates, agglomerates and pellets).....		212210-0	14.8	-0.3	1.0	6.2	4.0	0.0	
Copper, nickel, lead & zinc mining.....	21223		-17.2	0.0	-10.6	0.6	-23.1	9.3	
Copper, nickel, lead and zinc mining.....	212230		-17.2	0.0	-10.6	0.6	-23.1	9.3	
Primary products.....		212230-P	-17.4	0.5	-10.5	0.9	-24.7	10.9	
Secondary products and miscellaneous receipts.....		212230-SM							
Other metal ore mining.....	21229		-	0.0	4.4	-	-	-	
Other metal ore mining.....	212290		-	0.0	4.4	-	-	-	
Primary products.....		212290-P	-	0.0	4.5	-	-	-	

See footnotes at end of table.

Table 12. Producer price index percentage changes for the net output of selected industries and their products, not seasonally adjusted — Continued
[August 2022]

Title ¹	Industry code	Product code	Unadjusted 12-month percent change ²	Unadjusted 1-month percent change ²				
				Aug. 2021 to Aug. 2022 ^P	Mar. to Apr.	Apr. to May ^P	May to June ^P	June to July ^P
Other metal ore mining - Continued								
Other metal ores, including uranium.....		212290-1	—	0.0	4.5	—	—	—
Secondary products and miscellaneous receipts.....		212290-SM2						
Nonmetallic mineral mining & quarrying.....	2123		13.3	0.9	1.0	1.8	1.2	0.7
Stone mining & quarrying.....	21231		13.7	0.5	0.7	3.5	0.4	0.9
Dimension stone mining and quarrying.....	212311		7.0	0.0	0.0	0.0	1.6	1.8
Primary products.....		212311-P	8.2	0.0	0.0	0.0	1.9	2.1
Dimension stone.....		212311-0	8.2	0.0	0.0	0.0	1.9	2.1
Secondary products and miscellaneous receipts.....		212311-SM						
Crushed and broken limestone mining.....	212312		15.5	0.5	0.3	4.8	0.7	0.5
Primary products.....		212312-P	15.1	0.6	0.1	4.7	0.6	0.5
Crushed and broken limestone.....		212312-0	15.1	0.6	0.1	4.7	0.6	0.5
Secondary products and miscellaneous receipts.....		212312-SM						
Crushed and broken granite mining.....	212313		10.0	2.3	1.8	1.1	-0.1	0.5
Primary products.....		212313-P	9.1	2.4	1.9	0.8	-0.1	0.5
Crushed and broken granite.....		212313-0	9.1	2.4	1.9	0.8	-0.1	0.5
Secondary products and miscellaneous receipts.....		212313-SM						
Other crushed and broken stone mining.....	212319		10.4	-1.6	1.5	0.3	-0.9	3.1
Primary products.....		212319-P	10.3	-1.6	1.5	0.2	-1.1	3.4
Bituminous limestone and sandstone, and other crushed and broken stone.....		212319-0	10.3	-1.6	1.5	0.2	-1.1	3.4
Secondary products and miscellaneous receipts.....		212319-SM						
Sand/gravel/clay/refractory minerals mining.....	21232		10.4	1.0	1.0	0.5	2.1	0.1
Construction sand and gravel mining.....	212321		11.6	1.4	1.4	0.6	2.2	0.0
Primary products.....		212321-P	11.1	1.3	1.4	0.7	2.2	0.0
Construction sand and gravel (run of pit/bank, washed, screened, etc).....		212321-0	11.1	1.3	1.4	0.7	2.2	0.0
Construction sand and gravel, Midwest.....		212321-02	14.2	2.7	1.9	0.5	1.0	0.0
Construction sand and gravel, West.....		212321-04	8.6	0.8	1.5	1.0	1.9	0.0
Secondary products and miscellaneous receipts.....		212321-SM						
Miscellaneous receipts.....		212321-M	7.7	1.4	0.0	0.0	0.3	0.0
Industrial sand mining.....	212322		—	0.0	—	—	—	—
Primary products.....		212322-P	—	0.0	—	—	—	—
Other industrial sand.....		212322-9	—	0.0	—	—	—	—
All other industrial sand.....		212322-92	—	0.0	—	—	—	—
Kaolin and ball clay mining.....	212324		3.6	0.0	0.0	0.0	0.0	0.0
Primary products.....		212324-P	3.6	0.0	0.0	0.0	0.0	0.0
Kaolin and ball clay.....		212324-0	3.6	0.0	0.0	0.0	0.0	0.0
Clay, ceramic, and refractory minerals mining.....	212325		18.8	0.6	0.3	1.0	2.8	1.7
Primary products.....		212325-P	18.9	0.6	0.3	1.0	2.8	1.7
Bentonite.....		212325-5	18.6	0.4	0.0	2.7	7.2	0.0
Secondary products and miscellaneous receipts.....		212325-SM						
Other nonmetallic mineral mining & quarrying.....	21239		17.1	1.6	1.8	-0.1	1.9	1.2
Potash, soda, and borate mineral mining.....	212391		26.9	3.2	3.4	-0.2	3.1	0.0
Primary products.....		212391-P	27.0	3.2	3.4	-0.2	3.1	0.0
Secondary products and miscellaneous receipts.....		212391-SM1						
Other chemical and fertilizer mineral mining.....	212393		0.4	-5.4	0.0	0.0	0.0	3.9
Primary products.....		212393-P	0.8	-5.5	0.0	0.0	0.0	4.0
Rock salt.....		212393-3	—	-5.7	0.0	0.0	0.0	—
Secondary products and miscellaneous receipts.....		212393-SM						
All other nonmetallic mineral mining.....	212399		4.9	2.4	-1.9	0.2	-0.3	2.9
Primary products.....		212399-P	4.9	2.4	-1.9	0.2	-0.3	2.9
All other nonmetallic minerals.....		212399-A	4.9	2.4	-1.9	0.2	-0.3	2.9
Mining support activities.....	213		11.6	0.2	2.2	0.9	-1.1	1.0
Mining support activities.....	2131		11.6	0.2	2.2	0.9	-1.1	1.0
Mining support activities.....	21311		11.6	0.2	2.2	0.9	-1.1	1.0
Drilling oil and gas wells.....	213111		14.8	0.2	0.5	0.1	0.3	0.1
Primary services.....		213111-P	14.8	0.2	0.5	0.1	0.3	0.1
Oil and gas well directional drilling control.....		213111-03	20.5	1.8	0.0	1.3	0.1	0.5
Drilling oil and gas wells, including drilling in, spudding in or tailing in.....		213111-04	15.7	0.0	0.5	0.0	0.2	0.0

See footnotes at end of table.

Table 12. Producer price index percentage changes for the net output of selected industries and their products, not seasonally adjusted — Continued
 [August 2022]

Title ¹	Industry code	Product code	Unadjusted 12-month percent change ²	Unadjusted 1-month percent change ²					
				Aug. 2021 to Aug. 2022 ^P	Mar. to Apr.	Apr. to May ^P	May to June ^P	June to July ^P	July to Aug. ^P
Drilling oil and gas wells - Continued									
Reworking oil and gas wells.....		213111-05	6.6	0.0	0.8	0.0	0.8	0.0	
Support activities for oil and gas operations.....	213112		10.2	0.1	2.7	1.0	-1.7	1.4	
Primary services.....		213112-P	9.5	-0.2	2.9	1.1	-1.9	1.6	
Oil and gas field support services.....		213112-0	9.5	-0.2	2.9	1.1	-1.9	1.6	
Secondary products and miscellaneous receipts.....		213112-SM							
Support activities for coal mining.....	213113		5.1	0.6	0.6	0.3	0.3	0.0	
Primary services.....		213113-P	5.1	0.6	0.6	0.3	0.3	0.0	
Coal mining services.....		213113-0	5.1	0.6	0.6	0.3	0.3	0.0	
Support activities for metal mining.....	213114		33.2	4.9	4.1	5.8	3.6	0.0	
Primary services.....		213114-P	33.2	4.9	4.1	5.8	3.6	0.0	
Metal mining services.....		213114-0	33.2	4.9	4.1	5.8	3.6	0.0	
Support activities for nonmetallic minerals (except fuels) mining.....	213115		0.0	0.0	0.0	0.0	0.0	0.0	
Primary services.....		213115-P	0.0	0.0	0.0	0.0	0.0	0.0	
Nonmetallic minerals (except fuels) mining support activity.....		213115-0	0.0	0.0	0.0	0.0	0.0	0.0	
Utilities.....	221		34.0	4.5	15.3	0.8	3.8	4.8	
Electric power generation, transmission, and distribution.....	2211		34.3	4.7	16.1	-1.3	6.9	5.2	
Electric power generation.....	22111		50.9	14.0	43.7	-15.3	20.3	-3.3	
Electric power generation.....	221110		50.9	14.0	43.7	-15.3	20.3	-3.3	
Primary products.....		221110-P	51.9	14.3	45.2	-15.9	21.3	-3.5	
Utilities.....		221110-4	49.6	13.7	15.5	7.8	-3.5	15.5	
Non-utilities.....		221110-5	54.5	14.9	78.6	-33.2	50.3	-17.9	
Secondary products and miscellaneous receipts.....		221110-SM							
Electric power transmission, control, and distribution.....	22112		26.9	0.9	3.3	7.8	0.1	10.4	
Electric bulk power transmission and control.....	221121		5.0	0.3	-0.3	0.4	-0.1	0.5	
Primary products.....		221121-P	5.0	0.3	-0.3	0.4	-0.1	0.5	
Electric bulk power transmission and control.....		221121-3	5.0	0.3	-0.3	0.4	-0.1	0.5	
Electric power distribution.....	221122		27.9	0.9	3.4	8.1	0.1	10.8	
Primary products.....		221122-P	13.1	-0.3	1.3	6.9	2.2	1.0	
Residential electric power.....		221122-41	12.2	0.4	1.2	4.7	1.4	1.0	
New England.....		221122-411	17.0	-2.0	0.5	0.0	4.1	0.0	
Middle Atlantic.....		221122-412	11.7	-3.5	1.0	7.8	-2.8	2.1	
East North Central.....		221122-413	3.0	1.1	0.0	6.5	0.0	1.0	
West North Central.....		221122-414	6.5	0.9	0.6	15.7	1.2	2.2	
South Atlantic.....		221122-415	11.6	1.1	0.5	3.7	1.7	0.2	
East South Central.....		221122-416	18.7	1.2	-0.1	5.4	6.1	5.1	
West South Central.....		221122-417	17.8	2.8	5.2	5.4	4.2	0.3	
Mountain.....		221122-418	4.6	1.2	3.4	1.7	1.4	0.0	
Pacific.....		221122-419	17.9	0.0	0.2	0.0	0.0	0.0	
Commercial electric power.....		221122-42	14.7	-1.1	1.1	10.3	2.4	1.0	
New England.....		221122-421	17.4	-0.5	1.2	2.3	4.3	0.0	
Middle Atlantic.....		221122-422	21.9	-9.4	3.5	12.2	3.8	1.4	
East North Central.....		221122-423	5.9	0.5	0.6	5.9	0.8	0.2	
West North Central.....		221122-424	5.8	0.2	-1.0	11.0	2.7	3.5	
South Atlantic.....		221122-425	11.3	0.0	0.4	1.6	1.8	0.3	
East South Central.....		221122-426	19.7	1.0	0.5	3.8	7.3	7.4	
West South Central.....		221122-427	19.7	4.3	1.9	14.8	2.5	0.5	
Mountain.....		221122-428	9.7	3.2	2.2	1.0	4.1	0.0	
Pacific.....		221122-429	16.6	-0.5	0.1	25.3	0.0	0.0	
Industrial electric power.....		221122-43	12.2	-0.7	1.8	6.1	3.9	1.2	
New England.....		221122-431	36.6	-18.2	-3.5	0.9	18.5	-1.1	
Middle Atlantic.....		221122-432	31.0	-5.1	-1.2	11.3	8.2	-0.5	
East North Central.....		221122-433	-10.7	1.1	0.2	-8.1	1.0	-0.3	
West North Central.....		221122-434	8.6	-3.1	6.3	9.5	7.0	6.1	
South Atlantic.....		221122-435	9.9	1.0	0.3	1.0	2.4	0.5	
East South Central.....		221122-436	21.3	0.3	7.7	2.3	7.7	2.6	
West South Central.....		221122-437	12.9	2.7	-0.4	10.0	1.6	0.1	
Mountain.....		221122-438	24.2	7.3	9.8	6.1	1.1	5.7	
Pacific.....		221122-439	17.0	0.0	0.1	29.6	0.1	0.0	
Transportation electric power.....		221122-45	2.5	-0.1	0.2	-5.7	1.8	-0.1	
Secondary products and miscellaneous receipts.....		221122-SM							

See footnotes at end of table.

Table 12. Producer price index percentage changes for the net output of selected industries and their products, not seasonally adjusted — Continued
 [August 2022]

Title ¹	Industry code	Product code	Unadjusted 12-month percent change ²	Unadjusted 1-month percent change ²				
			Aug. 2021 to Aug. 2022 ^P	Mar. to Apr.	Apr. to May ^P	May to June ^P	June to July ^P	July to Aug. ^P
Electric power distribution - Continued								
Miscellaneous receipts.....		221122-M	0.8	-0.4	0.2	0.2	-0.2	0.0
Natural gas distribution.....	2212		32.0	3.8	11.7	10.2	-8.4	3.2
Natural gas distribution.....	22121		32.0	3.8	11.7	10.2	-8.4	3.2
Natural gas distribution.....	221210		32.0	3.8	11.7	10.2	-8.4	3.2
Primary products.....		221210-P	31.2	4.0	11.2	10.4	-9.0	3.5
Natural gas to ultimate consumers.....		221210-11	34.8	4.8	13.0	11.7	-10.0	4.0
Residential natural gas.....		221210-112	25.0	2.4	4.5	6.8	-2.5	2.4
New England residential natural gas.....		221210-1121	21.7	0.5	-8.7	7.6	0.0	-9.0
Middle Atlantic residential natural gas.....		221210-1122	13.9	1.7	1.1	2.8	-0.8	1.6
East North Central residential natural gas.....		221210-1123	26.8	5.3	9.3	7.4	-3.3	4.6
West North Central residential natural gas.....		221210-1124	32.1	1.8	6.2	11.1	-10.5	6.1
South Atlantic residential natural gas.....		221210-1125	21.1	0.4	6.6	8.1	0.3	-1.2
East South Central residential natural gas.....		221210-1126	11.7	-4.2	8.3	5.6	5.9	-16.4
West South Central residential natural gas.....		221210-1127	36.8	-0.8	3.1	4.8	-1.9	11.2
Mountain residential natural gas.....		221210-1128	37.5	7.0	1.4	8.5	1.9	0.4
Pacific residential natural gas.....		221210-1129	27.2	2.5	5.7	8.0	-5.9	4.7
Commercial natural gas.....		221210-113	38.6	2.8	6.8	8.4	-3.2	5.4
New England commercial natural gas.....		221210-1131	28.9	0.4	-8.8	9.7	0.2	-11.9
Middle Atlantic commercial natural gas.....		221210-1132	26.1	1.6	4.0	6.4	-0.6	5.0
East North Central commercial natural gas.....		221210-1133	37.1	4.9	12.9	3.1	-1.6	9.6
West North Central commercial natural gas.....		221210-1134	51.2	2.7	13.8	12.4	-11.4	11.1
South Atlantic commercial natural gas.....		221210-1135	26.4	4.6	7.5	8.5	-2.1	0.2
East South Central commercial natural gas.....		221210-1136	37.1	-2.9	10.7	14.1	3.3	-4.5
West South Central commercial natural gas.....		221210-1137	49.3	1.8	3.9	6.8	-4.1	13.8
Mountain commercial natural gas.....		221210-1138	50.6	14.2	1.6	12.1	2.3	1.3
Pacific commercial natural gas.....		221210-1139	53.7	-1.9	8.6	13.9	-10.0	7.2
Industrial natural gas.....		221210-114	47.9	4.8	14.3	12.7	-10.3	11.3
New England industrial natural gas.....		221210-1141	37.7	0.3	-9.7	11.9	0.4	-15.4
Middle Atlantic industrial natural gas.....		221210-1142	41.1	2.8	3.5	5.6	-7.0	11.5
East North Central industrial natural gas.....		221210-1143	34.0	6.3	15.0	11.5	-9.7	17.7
West North Central industrial natural gas.....		221210-1144	34.0	0.6	8.0	12.0	-11.5	3.2
South Atlantic industrial natural gas.....		221210-1145	25.9	-0.1	10.6	8.8	-4.1	-0.1
East South Central industrial natural gas.....		221210-1146	46.1	-8.3	10.3	10.9	15.5	-6.4
West South Central industrial natural gas.....		221210-1147	89.6	13.4	28.3	21.0	-18.6	21.4
Mountain industrial natural gas.....		221210-1148	24.7	2.3	3.7	0.2	0.3	2.3
Pacific industrial natural gas.....		221210-1149	26.1	0.9	7.1	4.2	-7.8	5.7
To electric power.....		221210-115	43.9	8.7	26.0	17.7	-19.2	4.5
Delivered to ultimate consumers for the account of others (transportation only).....		221210-12	11.0	-0.1	0.6	1.6	-1.6	-0.2
Industrial consumer.....		221210-122	13.4	0.1	0.6	1.6	-1.4	0.5
Other consumers.....		221210-123	9.5	-0.2	0.6	1.6	-1.7	-0.7
Secondary products and miscellaneous receipts.....		221210-SM						
Miscellaneous receipts.....		221210-M	4.2	0.3	0.4	0.8	0.6	0.2
Construction industries								
New industrial building construction.....	236211		27.9	4.5	0.7	0.7	6.1	0.3
Primary products.....		236211-P	27.9	4.5	0.7	0.7	6.1	0.3
New warehouse building construction.....	236221		33.3	4.7	-0.1	-0.2	5.6	0.0
Primary products.....		236221-P	33.3	4.7	-0.1	-0.2	5.6	0.0
New school building construction.....	236222		19.5	4.1	0.0	0.2	5.2	0.1
Primary products.....		236222-P	19.5	4.1	0.0	0.2	5.2	0.1
New office building construction.....	236223		23.3	2.8	0.6	1.0	4.3	0.5
Primary products.....		236223-P	23.3	2.8	0.6	1.0	4.3	0.5
New health care building construction.....	236224		21.2	4.2	0.1	0.3	6.0	0.2
Primary products.....		236224-P	21.2	4.2	0.1	0.3	6.0	0.2
Concrete contractors, nonresidential building work.....	23811X		20.7	3.2	0.4	1.0	1.0	0.3
Primary products.....		23811X-P	20.7	3.2	0.4	1.0	1.0	0.3
Roofing contractors, nonresidential building work.....	23816X		21.9	2.7	1.1	1.6	4.5	0.1
Primary products.....		23816X-P	21.9	2.7	1.1	1.6	4.5	0.1
Electrical contractors, nonresidential building work.....	23821X		17.6	1.5	0.8	1.3	6.1	0.4
Primary products.....		23821X-P	17.6	1.5	0.8	1.3	6.1	0.4
Plumbing, heating and air-conditioning contractors, nonresidential building work.....	23822X		13.7	2.4	0.5	0.4	2.5	-0.1

See footnotes at end of table.

Table 12. Producer price index percentage changes for the net output of selected industries and their products, not seasonally adjusted — Continued
 [August 2022]

Title ¹	Industry code	Product code	Unadjusted 12-month percent change ²	Unadjusted 1-month percent change ²					
				Aug. 2021 to Aug. 2022 ^P	Mar. to Apr.	Apr. to May ^P	May to June ^P	June to July ^P	July to Aug. ^P
Plumbing, heating and air-conditioning contractors, nonresidential building work - Continued									
Primary products.....		23822X-P	13.7	2.4	0.5	0.4	2.5	-0.1	
Manufacturing									
Total manufacturing industries.....			14.2	1.7	2.7	2.4	-2.1	-2.1	
Food mfg.....	311		12.2	2.8	1.8	1.0	0.3	0.1	
Animal food mfg.....	3111		15.2	1.7	2.0	1.5	0.3	0.8	
Animal food mfg.....	31111		15.2	1.7	2.0	1.5	0.3	0.8	
Dog and cat food manufacturing.....	311111		12.8	0.2	2.7	4.4	0.4	0.9	
Primary products.....		311111-P	13.8	0.2	3.1	5.1	0.5	1.0	
Dog food.....		311111-1	13.8	0.2	3.7	5.2	0.6	1.1	
Canned dog food.....		311111-11	22.7	0.0	6.3	12.6	0.0	1.6	
Dry and semi moist dog food.....		311111-14	10.3	0.3	2.7	2.2	0.9	0.9	
Cat food.....		311111-4	13.7	0.1	1.4	4.8	0.1	0.9	
Canned cat food.....		311111-44	18.8	0.0	1.5	7.7	0.0	0.9	
Dry and semi moist cat food.....		311111-45	5.6	0.2	1.3	0.0	0.4	1.0	
Secondary products and miscellaneous receipts.....		311111-SM							
Miscellaneous receipts.....		311111-M1	5.5	0.0	0.0	0.0	0.0	0.0	
Other animal food manufacturing.....	311119		16.9	2.8	1.6	-0.4	0.3	0.6	
Primary products.....		311119-P	16.8	2.7	1.5	-0.5	0.1	0.6	
Complete swine feed, supplements, concentrates, and premixes.....		311119-B	3.3	2.5	-1.0	-6.1	-5.7	-3.1	
Complete beef cattle feed, supplements, concentrates, and premixes.....		311119-H	23.1	2.1	0.6	-0.9	0.0	5.8	
Poultry, exc. chicken and turkey, and livestock, exc. cattle and swine, feed.....		311119-N	14.6	3.3	0.5	0.0	0.2	0.1	
Pet (excluding dog and cat), laboratory, and fur animal feed.....		311119-R	16.1	1.2	4.3	0.3	0.7	1.3	
Chicken and turkey feed, supplements, concentrates, and premixes.....		311119-1	18.1	3.2	2.4	1.1	1.1	0.6	
Complete dairy cattle feed, supplements, concentrates, and premixes.....		311119-5	22.6	2.0	0.9	-0.2	1.8	1.8	
Other prepared animal feeds, including feeding materials and adjuncts.....		311119-9	13.1	3.8	3.4	1.0	0.2	-3.4	
Secondary products and miscellaneous receipts.....		311119-SM							
Miscellaneous receipts.....		311119-M	19.6	3.7	2.9	-0.1	1.9	1.0	
Secondary products.....		311119-S	16.2	3.7	0.0	1.6	2.2	0.2	
Grain & oilseed milling.....	3112		14.4	2.2	3.8	1.0	-2.5	-0.7	
Flour milling & malt mfg.....	31121		14.0	1.8	3.6	0.2	-2.5	-2.1	
Flour milling.....	311211		12.8	1.6	4.4	0.0	-4.2	-3.2	
Primary products.....		311211-P	12.5	1.6	4.6	0.0	-4.3	-3.2	
Prepared flour mixes, including refrigerated and frozen doughs and batters, made in flour mills.....		311211-A	17.4	0.9	5.0	1.4	4.3	-0.4	
Wheat flour (except flour mixes), made in flour mills.....		311211-1	11.1	2.2	5.3	-0.5	-6.4	-3.3	
Wheat mill products, except flour.....		311211-4	19.0	-1.1	10.8	0.0	-1.5	2.6	
Corn mill products.....		311211-7	10.4	0.3	0.2	0.1	2.0	-5.7	
Other grain mill products.....		311211-9	23.1	0.1	0.0	3.0	-2.3	-4.3	
Secondary products and miscellaneous receipts.....		311211-SM							
Miscellaneous receipts.....		311211-M	19.1	2.5	1.3	1.8	-3.1	-1.4	
Rice milling.....	311212		18.7	0.8	1.9	1.1	3.6	1.2	
Primary products.....		311212-P	18.8	0.8	1.9	1.1	3.6	1.2	
Milled rice and byproducts.....		311212-0	18.8	0.8	1.9	1.1	3.6	1.2	
Milled rice (incl second heads, screenings, brewers, bran, sharps, rice flour, and byproducts).....		311212-04	10.5	0.8	2.1	0.2	3.4	1.0	
Head rice not packaged with other ingredients.....		311212-06	21.8	0.9	1.9	1.3	4.0	1.2	
Malt manufacturing.....	311213		13.0	7.9	-0.1	0.1	-0.1	0.2	
Primary products.....		311213-P	11.3	8.6	-0.1	0.1	-0.1	0.2	
Malt and malt byproducts.....		311213-0	11.3	8.6	-0.1	0.1	-0.1	0.2	
Secondary products and miscellaneous receipts.....		311213-SM1							
Starch & vegetable fats & oils mfg.....	31122		14.9	1.8	3.7	1.7	-3.1	-0.3	
Wet corn milling.....	311221		13.2	1.2	4.5	-0.9	0.4	0.0	
Primary products.....		311221-P	18.0	2.0	4.9	-1.1	0.5	0.1	
Wet process corn byproducts.....		311221-A	28.4	8.5	4.8	0.6	-3.9	-2.0	
Corn sweeteners, made by wet milling.....		311221-1	18.8	1.5	4.3	0.4	1.3	2.0	
Manufactured starch, made by wet milling.....		311221-4	9.2	-1.8	7.2	-3.4	3.7	0.8	
Secondary products and miscellaneous receipts.....		311221-SM							
Soybean and other oilseed processing.....	311224		15.2	1.5	2.2	4.1	-1.3	0.4	
Primary products.....		311224-P	6.9	1.2	0.2	0.9	-2.6	1.6	

See footnotes at end of table.

Table 12. Producer price index percentage changes for the net output of selected industries and their products, not seasonally adjusted — Continued
[August 2022]

Title ¹	Industry code	Product code	Unadjusted 12-month percent change ²	Unadjusted 1-month percent change ²				
			Aug. 2021 to Aug. 2022 ^P	Mar. to Apr.	Apr. to May ^P	May to June ^P	June to July ^P	July to Aug. ^P
Soybean and other oilseed processing - Continued								
Cottonseed cake, meal, hulls, and other byproducts.....		311224-B	18.1	2.1	6.3	-1.7	-1.2	1.8
Cottonseed cake and meal.....		311224-B1	21.5	2.2	4.7	-2.6	0.6	3.3
Soybean oil.....		311224-3	-2.1	0.6	3.0	2.6	-8.8	1.0
Crude soybean oil, degummed, made from soybeans crushed in the same establishment.....		311224-31	1.5	-1.1	5.1	0.2	-1.1	0.0
Soybean oil, all other types.....		311224-32	-3.6	1.3	2.2	3.5	-11.8	1.4
Soybean cake, meal, and other byproducts.....		311224-4	12.3	1.3	-2.1	-0.4	1.7	2.9
Soybean cake and meal.....		311224-41	11.6	1.3	-2.0	-0.7	1.6	2.5
Other soybean products, including isolates and concentrates.....		311224-42	20.8	1.2	-3.1	2.6	4.0	8.0
Cotton linters.....		311224-7	133.9	0.6	10.8	1.1	1.3	16.2
Other crude and refined vegetable oils and other vegetable mill products.....		311224-9	13.3	2.9	-0.6	0.1	0.3	-1.7
Other crude vegetable oils, including linseed, peanut, sunflower, safflower, etc.....		311224-91	15.2	0.8	0.3	0.8	-0.7	-1.5
Other vegetable oil mill products, including all oil seed cake and meal.....		311224-93	4.1	3.5	2.1	-2.0	1.3	-0.6
Secondary products and miscellaneous receipts.....		311224-SM						
Miscellaneous products.....		311224-M	29.4	4.1	9.2	1.8	1.9	2.8
Fats and oils refining and blending.....	311225		13.5	2.5	5.0	-1.0	-8.6	-1.5
Primary products.....		311225-P	13.4	1.8	4.6	-0.3	-9.4	-1.6
Shortening and cooking oils.....		311225-2	13.5	1.1	4.6	0.0	-10.4	-2.0
Margarine, butter blends, and butter substitutes.....		311225-4	12.8	8.4	4.7	-3.1	-0.3	1.1
Secondary products and miscellaneous receipts.....		311225-SM						
Secondary products.....		311225-S	15.0	8.5	12.5	-9.9	-2.2	0.0
Breakfast cereal manufacturing.....	31123		11.4	4.9	4.0	-0.7	0.3	0.0
Breakfast cereal manufacturing.....	311230		11.4	5.0	4.0	-0.7	0.3	0.0
Primary products.....		311230-P	9.5	5.0	4.4	-0.6	0.2	0.0
Breakfast cereal.....		311230-1	9.5	5.0	4.4	-0.6	0.2	0.0
Secondary products and miscellaneous receipts.....		311230-SM						
Sugar & confectionery product mfg.....	3113		11.3	0.3	1.1	0.1	1.9	1.2
Sugar mfg.....	31131		9.1	0.6	0.6	0.0	0.6	1.4
Beet sugar manufacturing.....	311313		6.1	-0.1	1.3	0.3	0.2	0.4
Primary products.....		311313-P	6.3	-0.1	1.4	0.3	0.2	0.4
Beet sugar.....		311313-0	6.3	-0.1	1.4	0.3	0.2	0.4
Secondary products and miscellaneous receipts.....		311313-SM1						
Cane sugar manufacturing.....	311314		11.1	1.0	0.1	-0.1	0.9	2.0
Primary products.....		311314-P	11.2	1.0	0.1	-0.2	1.0	2.0
Raw cane sugar and sugarcane mill products and byproducts.....		311314-1	18.8	1.3	0.9	-0.6	1.2	3.3
Refined granulated cane sugar and byproducts.....		311314-3	6.4	0.9	-0.4	0.1	0.8	1.1
Secondary products and miscellaneous receipts.....		311314-SM						
Nonchocolate confectionery mfg.....	31134		11.5	0.4	1.0	0.2	0.9	1.6
Nonchocolate confectionery manufacturing.....	311340		11.5	0.4	1.0	0.2	0.9	1.6
Primary products.....		311340-P	11.9	0.5	0.9	0.2	0.9	1.8
Nonchocolate-type confectioneries, made and packaged for shipment.....		311340-1	14.0	0.7	1.2	0.1	1.3	2.6
Other confectionery-type products.....		311340-7	11.3	0.0	1.0	3.3	0.0	0.0
Secondary products and miscellaneous receipts.....		311340-SM						
Secondary products.....		311340-S	8.9	0.0	2.0	0.0	0.6	0.1
Chocolate and confectionery manufacturing.....	31135		12.7	0.1	1.4	0.1	3.2	0.8
Chocolate and confectionery mfg. from cacao.....	311351		11.9	0.0	1.0	0.1	1.9	1.6
Primary products.....		311351-P	13.2	-0.1	1.1	-0.1	2.1	1.8
Chocolate coatings, made from cacao beans.....		311351-1	-	-	-	-	3.2	1.2
Chocolate/chocolate-type confectionery products, made from cacao beans.....		311351-4	1.5	0.0	0.0	1.1	0.0	0.0
Other chocolate and cocoa products, made from cacao beans.....		311351-7	15.6	1.2	0.0	0.6	3.4	3.9
Secondary products and miscellaneous receipts.....		311351-SM1						
Confectionery mfg. from purchased chocolate.....	311352		13.1	0.2	1.6	0.1	3.9	0.5
Primary products.....		311352-P	13.0	0.1	1.6	0.0	4.5	0.4
Chocolate/confectionery products, made from purchased chocolate, not retailed.....		311352-1	13.3	0.0	1.7	0.0	4.8	0.2
Chocolate/confectionery products, made from purchased chocolate, retailed.....		311352-2	9.8	1.0	0.4	0.0	0.0	2.5
Secondary products and miscellaneous receipts.....		311352-SM						
Miscellaneous receipts.....		311352-M	5.7	0.0	3.8	0.0	0.0	0.0
Secondary products.....		311352-S	-	1.0	-	-	-	-
Fruit & vegetable preserving & specialty food mfg.....	3114		16.4	3.2	3.4	0.4	1.9	0.6

See footnotes at end of table.

Table 12. Producer price index percentage changes for the net output of selected industries and their products, not seasonally adjusted — Continued
 [August 2022]

Title ¹	Industry code	Product code	Unadjusted 12-month percent change ²	Unadjusted 1-month percent change ²				
			Aug. 2021 to Aug. 2022 ^P	Mar. to Apr.	Apr. to May ^P	May to June ^P	June to July ^P	July to Aug. ^P
Frozen food manufacturing.....	31141		16.1	2.6	3.4	0.5	0.8	1.5
Frozen fruit and vegetable manufacturing.....	311411		18.1	2.9	5.7	0.4	0.1	2.6
Primary products.....		311411-P	16.8	1.0	6.3	0.3	0.0	2.9
Frozen fruits, juices, ades, drinks, and cocktails.....		311411-1	4.9	0.4	1.2	-2.5	-0.3	-0.5
Frozen fruits.....		311411-11	8.7	1.0	1.8	-4.4	-0.5	0.4
Frozen vegetables.....		311411-4	20.3	1.2	7.8	1.0	0.1	3.9
Frozen vegetables, other than potato products.....		311411-47	25.6	-0.1	11.9	-0.4	0.1	4.9
Frozen potato products (French-fried, patties, puffs, etc.).....		311411-48	16.1	2.3	4.5	2.3	0.1	3.0
Secondary products and miscellaneous receipts.....		311411-SM						
Miscellaneous receipts.....		311411-M	47.6	28.3	3.5	1.5	0.0	0.0
Frozen specialty food manufacturing.....	311412		14.5	2.2	1.7	0.5	1.4	0.5
Primary products.....		311412-P	14.6	2.3	1.5	0.6	1.4	0.6
Frozen dinners (beef, pork, and poultry pies) and nationality foods, incl. frozen pizza.....		311412-1	10.7	2.8	1.6	0.8	1.8	0.7
Other frozen specialties, incl. all whipped topping, waffles, soups, etc., excluding seafood.....		311412-4	34.1	0.3	0.8	0.1	0.0	0.1
Secondary products and miscellaneous receipts.....		311412-SM						
Secondary products.....		311412-S	15.9	1.2	8.4	-2.0	1.5	-0.1
Fruit & vegetable canning, pickling & drying.....	31142		16.6	3.6	3.3	0.3	2.6	0.0
Fruit and vegetable canning.....	311421		18.0	2.1	2.6	0.7	4.0	0.2
Primary products.....		311421-P	18.2	1.8	2.6	1.0	4.4	-0.1
Canned catsup and other tomato based sauces.....		311421-D	20.6	1.0	5.6	3.7	-0.5	0.1
Canned jams, jellies, and preserves.....		311421-G	18.0	0.0	8.0	0.2	0.0	0.1
Canned and fresh fruit juices, nectars, and concentrates.....		311421-K	13.2	1.5	0.1	0.5	5.4	-0.3
Pickles and other pickled products, including horseradish.....		311421-Q	21.2	6.7	2.1	0.0	3.1	0.1
Canned fruits, excluding baby foods.....		311421-1	20.3	1.5	2.1	1.1	7.7	-0.7
Canned vegetables.....		311421-5	17.9	1.7	2.5	-1.5	8.8	0.3
Secondary products and miscellaneous receipts.....		311421-SM						
Miscellaneous receipts.....		311421-M	11.7	4.5	2.9	3.1	3.8	-0.6
Secondary products.....		311421-S	18.1	4.5	2.5	-3.6	-0.4	3.6
Specialty canning.....	311422		21.6	9.8	4.8	-0.3	0.8	0.2
Primary products.....		311422-P	25.1	14.0	5.8	-0.4	0.7	0.2
Canned baby foods and other canned specialty/nationality foods.....		311422-5	19.5	13.3	-3.0	-3.6	2.4	0.0
Canned soups and stews, excluding frozen and seafood.....		311422-6	30.3	17.9	8.0	0.0	0.0	0.0
Canned dry beans.....		311422-7	11.6	1.6	4.7	0.4	2.1	1.3
Secondary products and miscellaneous receipts.....		311422-SM						
Secondary products.....		311422-S	13.0	0.0	2.4	0.0	1.2	0.0
Dried and dehydrated food manufacturing.....	311423		4.4	0.1	3.4	-0.1	0.5	-1.0
Primary products.....		311423-P	0.8	0.0	1.6	0.0	0.6	-2.2
Soup mixes (including dried/dehydrated/freeze-dried) and bouillon.....		311423-1	-	0.0	5.7	0.0	0.0	-
Dried and dehydrated fruits and vegetables, including freeze-dried.....		311423-5	3.8	0.1	0.5	0.0	0.9	-0.7
Secondary products and miscellaneous receipts.....		311423-SM						
Dairy product mfg.....	3115		20.1	2.8	1.1	1.0	0.2	-1.0
Dairy product (except frozen) mfg.....	31151		20.6	2.9	1.2	1.0	0.2	-1.3
Fluid milk manufacturing.....	311511		20.5	3.1	1.7	1.0	0.6	-0.2
Primary products.....		311511-P	21.1	3.4	2.2	1.1	0.3	-0.4
Yogurt, except frozen.....		311511-A	11.7	6.3	2.9	0.9	0.1	0.2
Perishable dairy product substitutes.....		311511-D	-4.4	0.0	0.0	0.0	0.1	0.0
Fluid milk and cream, bulk sales.....		311511-1	38.4	2.4	0.9	1.2	2.2	0.7
Fluid milk and related products, packaged (incl. cartons, bottles, cans, etc.) excl. U.H.T.....		311511-5	23.2	3.5	2.6	1.4	-0.2	-0.9
Whole fluid milk, packaged, excluding U.H.T. and flavored.....		311511-51	24.0	3.8	2.7	1.2	0.2	-1.2
Fluid milk, lowfat, incl. 2.0, 1.0, and 0.5 percent packaged, excl. U.H.T. and flavored.....		311511-52	20.4	4.0	3.0	1.7	-0.7	-1.6
Fat free or skim milk, packaged, excluding U.H.T. and flavored.....		311511-53	15.6	3.7	3.0	2.1	-1.7	-1.8
Other fluid milk related products, incl. heavy & light cream, unflavored sour cream, etc.....		311511-59	33.7	2.0	1.1	0.4	1.3	1.8
Cottage cheese (including bakers', pot, and farmers' cheese).....		311511-7	16.4	0.8	2.4	0.0	1.2	0.1
Other packaged milk products incl. flavored milks, eggnog, buttermilk etc.....		311511-9	17.1	2.8	2.0	1.0	0.4	-0.7
Secondary products and miscellaneous receipts.....		311511-SM						
Miscellaneous receipts.....		311511-M	21.4	1.3	-0.8	-0.6	2.3	0.7
Secondary products.....		311511-S	15.6	2.2	0.8	1.6	1.4	0.3
Creamery butter manufacturing.....	311512		77.5	1.3	-4.4	12.2	-0.4	0.9

See footnotes at end of table.

Table 12. Producer price index percentage changes for the net output of selected industries and their products, not seasonally adjusted — Continued
 [August 2022]

Title ¹	Industry code	Product code	Unadjusted 12-month percent change ²	Unadjusted 1-month percent change ²				
			Aug. 2021 to Aug. 2022 ^P	Mar. to Apr.	Apr. to May ^P	May to June ^P	June to July ^P	July to Aug. ^P
Creamery butter manufacturing - Continued								
Primary products.....		311512-P	77.5	1.3	-4.4	12.2	-0.4	0.9
Creamery butter.....		311512-0	77.5	1.3	-4.4	12.2	-0.4	0.9
Cheese manufacturing.....	311513		14.9	4.2	2.1	-0.2	-0.6	-3.8
Primary products.....		311513-P	15.4	4.6	2.3	-0.2	-0.7	-3.8
Raw liquid whey.....		311513-A	26.3	-5.5	-2.6	8.2	-1.6	-2.2
Natural cheese (cheddar, Swiss, Italian, brick, cream, grated, dried etc.) excl. cottage cheese.....		311513-1	13.5	4.5	2.3	-0.6	-0.9	-3.3
Natural cheese, except lowfat, shipped in consumer packages or containers (3 lbs. or less).....		311513-1111	10.0	2.8	0.1	-0.2	2.0	0.5
Natural cheese, except lowfat, shipped in packages or containers (more than 3 lbs.) or bulk.....		311513-1121	17.2	6.0	3.8	-0.6	-2.9	-6.1
Lowfat natural cheese, except cottage cheese, shipped in consumer packages (3 lbs. or less).....		311513-1131	4.1	4.4	0.0	-2.0	0.0	0.0
Lowfat natural cheese, except cottage cheese, shipped in packages (more than 3 lbs.) or in bulk.....		311513-1141	16.6	2.4	4.5	-1.2	-3.3	-7.3
Process cheese and related products.....		311513-4	23.9	5.8	2.4	0.3	0.5	-6.1
Process cheese, shipped in consumer packages or containers (3 lbs. or less).....		311513-41	15.7	4.7	0.6	-0.2	1.9	-5.6
All other process cheese and related products.....		311513-49	31.0	6.8	3.9	0.8	-0.5	-6.4
Process cheese, shipped in packages or containers (more than 3 lbs.) or in bulk.....		311513-4921	29.4	2.3	8.2	5.6	-0.4	-2.2
Cheese food, spread, and other related products.....		311513-4961	33.1	11.5	-0.4	-4.4	-0.7	-11.4
Secondary products and miscellaneous receipts.....		311513-SM						
Miscellaneous receipts.....		311513-M	14.3	1.1	0.8	-0.4	3.1	0.4
Secondary products.....		311513-S	11.9	1.9	1.5	-0.2	-0.9	-5.1
Dry, condensed, and evaporated dairy products.....	311514		22.0	0.5	-0.6	0.9	0.8	0.1
Primary products.....		311514-P	13.2	-0.1	-0.8	0.4	-0.2	0.1
Ice cream mixes and related products.....		311514-A	23.5	1.3	0.2	-0.7	1.6	1.9
Dairy product substitutes.....		311514-D	10.2	0.0	4.7	0.0	0.0	0.0
Dry milk products and mixtures.....		311514-1	12.0	-0.8	-1.8	-1.0	-0.7	0.1
Milk products, shipped in consumer-type cans, excluding substitutes.....		311514-5	13.3	1.1	-0.8	4.2	1.3	0.1
Concentrated milk products shipped in bulk (barrels, drums, and tanks).....		311514-7	42.3	2.7	-0.6	1.3	-3.9	0.6
Secondary products and miscellaneous receipts.....		311514-SM						
Secondary products.....		311514-S	66.1	3.0	0.2	3.0	4.3	0.2
Ice cream and frozen dessert mfg.....	31152		14.9	0.9	0.3	0.6	0.6	3.4
Ice cream and frozen dessert manufacturing.....	311520		14.9	0.9	0.3	0.6	0.6	3.3
Primary products.....		311520-P	15.1	0.8	0.4	0.7	0.6	3.3
Ice cream and frozen dessert manufacturing.....		311520-0	15.1	0.8	0.4	0.7	0.6	3.3
Ice cream, incl. custards (excl. lowfat and nonfat) shipped in bulk (containers 3 gal or more).....		311520-01	13.8	2.7	0.5	1.6	0.1	0.8
Ice cream, incl. custards (excl. lowfat and nonfat) shipped in sizes less than 3 gallons.....		311520-02	13.8	0.6	-0.1	0.6	0.5	4.6
Ice cream, including custards (excluding lowfat and nonfat), novelty forms.....		311520-03	20.0	0.6	1.5	1.1	0.7	3.2
Ice cream, including custards, lowfat and nonfat.....		311520-04	12.9	1.9	0.0	0.5	1.5	2.4
Other frozen desserts (yogurt, sherbet, water ices, mellorine, frozen pudding, gelato, etc.).....		311520-05	13.6	0.3	0.0	0.2	0.4	1.7
Secondary products and miscellaneous receipts.....		311520-SM						
Miscellaneous receipts.....		311520-M	10.3	0.0	0.0	0.0	0.0	6.5
Animal slaughtering & processing.....	31161		3.2	2.3	1.3	1.6	-0.2	-0.1
Animal, except poultry, slaughtering.....	311611		-9.2	1.9	-2.2	2.5	0.4	0.1
Primary products.....		311611-P	-11.1	1.8	-2.6	2.4	0.3	0.1
Pork, fresh/frozen, unprocessed, all cuts, except sausage, made in slaughtering plants.....		311611-A	-14.8	5.9	-4.4	0.6	1.9	0.8
Pork, processed or cured, not canned or made into sausage, made in slaughtering plants.....		311611-G	-0.9	-0.2	1.7	6.6	-9.8	1.1
Fresh and processed sausage, deli, and cooked meats, made in slaughtering plants.....		311611-J	6.0	1.5	3.6	1.2	0.6	-0.1
Hides, skins, and pelts, made in slaughtering plants.....		311611-Q	-36.6	0.5	-7.9	-1.8	1.1	-3.4
Miscellaneous byproducts of slaughtering plants.....		311611-R	10.9	-0.9	4.5	-0.7	-1.7	1.3
Beef, fresh or frozen, not canned or made into sausage, made in slaughtering plants.....		311611-1	-12.8	1.2	-3.4	3.1	0.6	-0.2
Beef, fresh/frozen whole/half carcass, not canned or made into sausage, misp.....		311611-10	-21.4	-2.4	-1.9	8.3	5.5	-1.7
Beef, fresh/frozen variety meats, not canned or made into sausage, made in slaughtering plants.....		311611-16	-3.2	2.8	-3.0	2.1	-1.1	-5.5
Beef, fresh/frozen, primal and subprimal cuts, made in slaughtering plants.....		311611-17	-12.6	1.3	-3.5	2.9	0.4	0.2
Lamb/mutton, fresh or frozen, not canned or made into sausage, made in slaughtering plants.....		311611-7	-7.2	-2.4	-1.8	0.9	-2.7	-1.1

See footnotes at end of table.

Table 12. Producer price index percentage changes for the net output of selected industries and their products, not seasonally adjusted — Continued
 [August 2022]

Title ¹	Industry code	Product code	Unadjusted 12-month percent change ²	Unadjusted 1-month percent change ²				
			Aug. 2021 to Aug. 2022 ^P	Mar. to Apr.	Apr. to May ^P	May to June ^P	June to July ^P	July to Aug. ^P
Animal, except poultry, slaughtering - Continued								
Secondary products and miscellaneous receipts.....		311611-SM						
Miscellaneous receipts.....		311611-M	43.0	8.2	15.0	0.2	0.3	-1.9
Secondary products.....		311611-S	75.3	0.3	0.5	9.7	7.6	1.6
Meat processed from carcasses.....	311612		5.2	1.0	0.8	-1.2	-0.1	3.0
Primary products.....		311612-P	4.8	1.1	0.8	-1.3	-0.1	3.2
Other processed, frozen, or cooked meats, made from purchased carcasses.....		311612-A	2.8	1.2	1.3	-1.8	1.1	1.3
Boxed meat (beef, pork, lamb, etc.), made from purchased carcasses.....		311612-A1	5.7	-2.4	3.3	-1.3	1.5	2.6
Frozen ground meat patties and other processed, frozen, or cooked meats, mfpc.....		311612-A5	1.6	2.8	0.4	-2.0	0.9	0.8
Pork, processed or cured, not canned or made into sausage, mfpc.....		311612-1	2.6	0.6	-1.5	2.1	-3.0	4.5
Pork, sweet-pickled, dry-cured, or dry salt, not canned or made into sausage, mfpc.....		311612-11	2.0	-0.3	0.2	0.0	0.0	0.1
Smoked hams and picnics, excluding canned, made from purchased carcasses.....		311612-12	17.1	0.5	0.0	5.4	-8.9	15.5
Smoked slab bacon, made from purchased carcasses.....		311612-13	5.1	-0.4	-0.5	-4.9	-0.6	3.3
Smoked sliced bacon, made from purchased carcasses.....		311612-14	-10.3	0.5	-3.7	-0.4	-1.5	-1.5
Other smoked pork, not canned or made into sausage, made from purchased carcasses.....		311612-15	14.6	0.0	3.6	1.7	0.2	-1.0
Boiled ham, barbecue pork, and other cooked pork, except canned meats and sausage, mfpc.....		311612-16	11.9	2.6	0.3	7.8	4.9	1.2
Sausage and similar products, excluding canned, made from purchased carcasses.....		311612-4	7.3	1.6	1.2	-2.5	0.6	4.4
Fresh sausage (pork sausage, breakfast links, etc.), excluding canned, mfpc....		311612-41	7.2	3.6	4.2	-11.7	1.4	13.8
Dry or semidry sausage (salami, cervelat, pepperoni, summer sausage, pork roll, etc), mfpc.....		311612-42	9.5	1.5	-0.1	2.0	-0.1	1.0
Frankfurters, including wieners, excluding canned, made from purchased carcasses.....		311612-43	8.0	1.8	-0.7	1.2	1.1	0.1
Other sausage (smoked or cooked) & jellied goods & similar preparations, excluding canned, mfpc.....		311612-44	3.4	-1.0	0.7	0.4	0.4	1.4
Canned meats, excluding dog, cat, and baby food, made from purchased carcasses.....		311612-7	-	0.6	5.9	-7.4	-	-
Secondary products and miscellaneous receipts.....		311612-SM						
Secondary products.....		311612-S	17.1	0.0	2.0	0.7	0.0	1.4
Rendering and meat byproduct processing.....	311613		16.4	0.8	2.2	1.8	-3.0	2.8
Primary products.....		311613-P	15.7	1.0	2.2	1.5	-2.8	3.0
Lard, inedible tallow, and other greases, excluding wool grease.....		311613-2	25.7	-0.6	3.6	-0.4	-0.4	0.7
Animal and marine feed and fertilizer byproducts.....		311613-5	10.0	2.0	1.2	2.7	-4.4	4.5
Meat and bone meal.....		311613-51	18.1	-7.9	2.4	11.4	3.5	6.9
Animal and marine feed and fertilizer byproducts, except meat and bone meal..		311613-52	4.3	8.8	0.6	-2.4	-9.8	2.6
Secondary products and miscellaneous receipts.....		311613-SM						
Poultry processing.....	311615		22.5	3.9	6.4	2.4	-0.9	-2.6
Primary products.....		311615-P	22.8	4.0	6.5	2.4	-1.0	-2.6
Processed poultry and small game (except soups), containing 20 percent or more poultry or meat.....		311615-D	31.1	4.5	6.5	4.1	-2.4	-3.6
Young chickens, including bulk, chilled, frozen, whole, and in parts.....		311615-1	15.2	2.7	6.9	1.6	-0.8	-3.4
Turkeys (including frozen, whole, and parts).....		311615-7	40.0	7.7	6.9	1.5	2.3	2.0
Other poultry and small game (including frozen), whole, and parts.....		311615-9	20.4	11.7	-1.2	0.5	0.3	1.6
Secondary products and miscellaneous receipts.....		311615-SM						
Secondary products.....		311615-S	10.7	1.8	1.2	6.8	0.1	-3.4
Seafood product preparation & packaging.....	3117		9.6	-0.6	1.0	0.2	1.6	-1.0
Seafood product preparation and packaging.....	31171		9.6	-0.6	1.0	0.2	1.6	-1.0
Seafood product preparation and packaging.....	311710		9.6	-0.6	1.0	0.2	1.6	-1.0
Primary products.....		311710-P	9.3	-0.3	1.0	0.3	1.4	-1.1
Seafood canning.....		311710-1	-1.2	-2.8	0.0	-4.8	4.6	0.0
Fresh and frozen seafood processing.....		311710-2	11.3	0.1	1.2	1.2	0.9	-1.3
Prepared fresh fish/seafood, inc. surimi/surimi-based products.....		311710-21	13.3	0.6	2.8	-1.3	-0.5	-0.9
Prepared frozen fish.....		311710-22	20.2	1.4	1.8	4.7	-0.9	1.5
Prepared frozen shellfish.....		311710-23	-1.9	-3.0	-0.6	-1.4	3.2	-6.4
Other prepared fresh and frozen seafood.....		311710-24	14.3	3.8	-0.2	1.6	4.7	1.6
Secondary products and miscellaneous receipts.....		311710-SM						
Miscellaneous receipts.....		311710-M	13.1	-6.7	0.0	-3.3	6.6	0.9
Bakeries & tortilla mfg.....	3118		15.8	2.3	1.5	0.4	1.9	1.2
Bread & bakery product mfg.....	31181		17.3	2.6	0.8	0.3	2.3	1.4
Retail bakeries.....	311811		17.4	0.0	2.7	3.3	0.4	1.5

See footnotes at end of table.

Table 12. Producer price index percentage changes for the net output of selected industries and their products, not seasonally adjusted — Continued
 [August 2022]

Title ¹	Industry code	Product code	Unadjusted 12-month percent change ²	Unadjusted 1-month percent change ²				
				Aug. 2021 to Aug. 2022 ^P	Mar. to Apr.	Apr. to May ^P	May to June ^P	June to July ^P
Retail bakeries - Continued								
Primary products.....		311811-P	17.5	0.0	2.7	3.4	0.3	1.4
Retail bakery products.....		311811-0	17.5	0.0	2.7	3.4	0.3	1.4
Secondary products and miscellaneous receipts.....		311811-SM						
Miscellaneous receipts.....		311811-M	9.5	0.1	1.9	0.1	7.1	0.0
Commercial bakeries.....	311812		18.8	3.1	0.5	0.0	2.8	1.8
Primary products.....		311812-P	16.6	1.3	0.3	-0.1	2.6	2.0
Bread (white, wheat, rye, etc.), including frozen.....		311812-1	16.3	0.6	0.9	-0.2	3.3	2.9
White pan bread.....		311812-15	22.3	0.4	0.5	-0.3	5.7	4.5
White hearth bread (French, Italian, etc.).....		311812-16	10.7	1.6	0.0	0.0	1.3	0.5
Dark wheat breads (whole wheat, cracked wheat, multigrain, etc.).....		311812-17	14.2	-1.5	2.9	-0.4	1.3	3.6
Other variety breads (rye, unleavened, raisin, potato, self-rising, salt-free, canned, etc.).....		311812-18	10.1	2.1	0.5	0.0	1.6	0.2
Rolls, bread-type (including muffins, bagels, and croissants), including frozen.....		311812-5	15.5	3.4	-0.6	-0.5	2.3	1.6
Rolls, hamburger and wiener.....		311812-51	16.7	2.0	-1.3	-1.3	1.5	3.2
All other rolls, bread-type (incl. muffins, bagels, and croissants).....		311812-59	14.4	4.9	0.1	0.4	3.0	0.0
Soft cakes, excluding frozen.....		311812-7	18.9	-0.3	0.7	0.7	1.0	1.0
Other sweet goods, excluding frozen.....		311812-9	16.6	0.4	-0.2	0.8	1.5	0.5
Secondary products and miscellaneous receipts.....		311812-SM						
Miscellaneous receipts.....		311812-M	27.3	8.6	4.3	0.8	5.2	0.1
Secondary products.....		311812-S	49.4	31.2	0.1	0.7	4.6	0.1
Frozen cakes and other pastries manufacturing.....	311813		9.5	1.5	1.2	-0.2	0.5	-0.5
Primary products.....		311813-P	10.9	1.0	1.1	-0.2	0.6	-0.6
Frozen cakes, pies, and other pastries.....		311813-0	10.9	1.0	1.1	-0.2	0.6	-0.6
Secondary products and miscellaneous receipts.....		311813-SM						
Secondary products.....		311813-S	1.5	6.0	2.4	0.0	0.0	0.2
Cookie, cracker & pasta mfg.....	31182		14.3	2.1	2.9	0.4	1.6	0.0
Cookie and cracker manufacturing.....	311821		6.4	0.4	0.4	0.1	0.9	0.1
Primary products.....		311821-P	6.5	0.4	0.1	0.1	1.0	0.1
Crackers, biscuits, and related products.....		311821-2	0.2	0.0	0.1	0.1	0.0	0.0
Crackers, biscuits, and related products.....		311821-24	0.2	0.0	0.1	0.1	0.0	0.0
Cookies, wafers, and ice cream cones and cups (excluding frozen).....		311821-4	11.5	0.7	0.0	0.1	1.7	0.1
Secondary products and miscellaneous receipts.....		311821-SM						
Secondary products.....		311821-S	3.4	0.0	0.0	0.0	0.0	0.0
Dry pasta, dough, and flour mixes manufacturing from purchased flour.....	311824		21.4	3.7	4.9	0.7	2.2	-0.1
Primary products.....		311824-P	22.7	4.3	5.4	0.1	2.3	0.0
Prepared flour mixes (incl refrigerated & frozen doughs & batters) made from purchased flour.....		311824-1	18.4	5.1	6.1	0.2	1.2	0.0
Flour mixes (refrigerated & frozen doughs & batters), ex cake mixes, made from purchased flour.....		311824-12	18.7	5.5	6.0	0.2	1.2	0.0
Dry macaroni, spaghetti and egg noodle products (excluding canned or frozen).....		311824-3	33.3	2.5	3.9	0.0	4.7	0.0
Secondary products and miscellaneous receipts.....		311824-SM						
Secondary products.....		311824-S	18.7	0.0	3.6	7.8	1.6	0.2
Tortilla mfg.....	31183		9.4	0.2	-0.2	0.4	-0.4	5.8
Tortilla manufacturing.....	311830		9.4	0.2	-0.2	0.4	-0.4	5.8
Primary products.....		311830-P	10.8	0.2	-0.3	0.4	-0.5	7.1
Tortillas, sold in bulk or packages, excluding frozen or canned.....		311830-0	10.8	0.2	-0.3	0.4	-0.5	7.1
Secondary products and miscellaneous receipts.....		311830-SM						
Miscellaneous receipts.....		311830-M	4.6	0.0	0.0	0.4	0.0	0.3
Secondary products.....		311830-S	2.6	0.2	0.2	0.6	-0.2	-0.1
Other food manufacturing.....	3119		15.7	5.8	1.7	0.5	-0.1	0.1
Snack food mfg.....	31191		13.8	0.6	3.7	3.3	0.0	0.2
Roasted nuts and peanut butter manufacturing.....	311911		2.4	0.8	0.2	-0.3	0.3	0.5
Primary products.....		311911-P	2.1	0.7	0.2	-0.3	0.2	0.5
Nuts and seeds (salted, roasted, cooked, or blanched).....		311911-1	1.2	0.9	-0.7	-0.4	0.1	0.6
Nuts (salted, roasted, cooked, or blanched), sold in bulk.....		311911-11	0.6	1.0	-2.7	-0.1	0.9	0.0
Canned nuts (salted, roasted, cooked, or blanched).....		311911-12	3.0	1.4	1.5	-1.7	1.3	-0.1
All other packaged nuts, including all types of seeds (salted, roasted, cooked, or blanched).....		311911-13	0.5	0.5	-0.4	0.0	-1.2	1.6
Peanut butter.....		311911-4	7.5	-0.6	5.9	0.3	0.9	0.0
Secondary products and miscellaneous receipts.....		311911-SM						
Secondary products.....		311911-S	10.0	-0.2	0.8	0.7	1.4	0.0

See footnotes at end of table.

Table 12. Producer price index percentage changes for the net output of selected industries and their products, not seasonally adjusted — Continued
 [August 2022]

Title ¹	Industry code	Product code	Unadjusted 12-month percent change ²	Unadjusted 1-month percent change ²				
			Aug. 2021 to Aug. 2022 ^P	Mar. to Apr.	Apr. to May ^P	May to June ^P	June to July ^P	July to Aug. ^P
Other snack food manufacturing.....	311919		19.8	0.6	5.4	5.0	-0.2	0.0
Primary products.....		311919-P	18.3	0.6	2.9	5.5	-0.2	0.0
Potato chips and sticks, plain and flavored.....		311919-1	13.3	1.6	0.0	4.1	-0.5	0.0
Corn chips and related products.....		311919-4	28.0	0.0	5.2	8.1	0.0	0.0
Other chips, sticks (hard pretzels, bacon rinds, popcorn (except candied), etc.)....		311919-7	14.0	0.0	4.4	4.0	0.0	0.1
Secondary products and miscellaneous receipts.....		311919-SM						
Coffee & tea mfg.....	31192		13.2	0.1	0.2	1.8	-1.6	2.0
Coffee and tea manufacturing.....	311920		13.3	0.1	0.2	1.8	-1.6	2.0
Primary products.....		311920-P	13.9	0.1	0.1	1.9	-1.9	2.2
Roasted coffee.....		311920-1	15.2	-0.2	0.1	2.2	-2.3	2.6
Coffee, concentrated, including coffee substitutes.....		311920-5	14.2	0.0	0.8	0.0	0.0	0.2
Tea in consumer packages.....		311920-7	5.1	1.9	0.0	0.3	0.1	0.0
Secondary products and miscellaneous receipts.....		311920-SM						
Miscellaneous receipts.....		311920-M	0.0	0.0	0.0	0.0	0.0	0.0
Flavoring syrup & concentrate mfg.....	31193		10.0	0.0	0.3	0.4	2.0	0.6
Flavoring syrup and concentrate manufacturing.....	311930		10.0	0.0	0.3	0.4	2.0	0.6
Primary products.....		311930-P	9.9	0.0	0.3	0.4	2.2	0.1
Liquid beverage bases, excluding use by soft drink bottlers.....		311930-1	17.6	0.0	0.0	0.0	0.0	2.2
Soft drink flavoring syrup, sold in bulk.....		311930-6	3.9	0.0	0.0	0.0	0.1	0.0
Other flavoring agents (except chocolate syrups).....		311930-8	10.0	0.0	0.4	0.5	2.6	0.0
Secondary products and miscellaneous receipts.....		311930-SM						
Secondary products.....		311930-S	-	0.0	0.0	0.0	0.0	-
Seasoning & dressing mfg.....	31194		7.0	0.9	0.3	0.9	0.3	0.2
Mayonnaise, dressing, and sauce manufacturing.....	311941		10.4	0.6	1.1	0.7	0.1	0.1
Primary products.....		311941-P	10.0	0.3	0.7	0.4	0.2	0.1
Vinegar and cider.....		311941-1	8.1	0.3	0.0	2.9	0.0	0.0
Prepared sauces, excluding tomato-based sauces and sauces comprised of 20 percent or more meat.....		311941-4	8.6	0.2	2.2	0.5	0.5	0.2
Mayonnaise, salad dressings, and sandwich spreads.....		311941-7	10.8	0.3	0.1	0.1	0.0	0.0
Spoon-type salad dressing incl. mayonnaise, sandwich spreads, refrigerated dressings, semisolid.....		311941-75	11.9	0.6	0.2	0.2	0.0	0.0
Pourable-type salad dressing (reduced calorie, cheese, vinegar and oil, etc.)....		311941-76	9.6	0.0	0.0	0.0	0.0	0.0
Secondary products and miscellaneous receipts.....		311941-SM						
Miscellaneous receipts.....		311941-M	10.5	0.0	0.0	0.0	0.0	0.0
Secondary products.....		311941-S	12.3	2.1	3.6	2.4	-0.3	0.0
Spice and extract manufacturing.....	311942		4.3	1.2	-0.4	1.1	0.5	0.3
Primary products.....		311942-P	2.9	0.7	-0.6	1.6	0.3	0.1
Table salt (evaporated), pepper (white and black), and other spices.....		311942-1	3.9	0.6	-5.4	4.4	0.1	0.6
Pepper and other spices in commercial sizes (1 lb or more).....		311942-16	-0.7	3.0	-2.4	-3.1	0.3	1.8
Flavoring extracts, emulsions, liquid flavors, and food colorings.....		311942-6	0.3	0.0	1.6	0.0	0.0	0.0
Dry mix food preparations.....		311942-7	6.7	1.9	0.0	1.9	0.9	0.0
Secondary products and miscellaneous receipts.....		311942-SM						
All other food mfg.....	31199		31.3	23.5	1.9	-3.6	-0.6	-1.1
Perishable prepared food manufacturing.....	311991		4.8	2.6	-3.4	0.3	0.0	1.1
Primary products.....		311991-P	4.5	2.9	-3.7	0.3	0.1	0.8
Perishable prepared foods.....		311991-0	4.5	2.9	-3.7	0.3	0.1	0.8
Secondary products and miscellaneous receipts.....		311991-SM						
Miscellaneous receipts.....		311991-M	5.0	0.1	0.7	0.5	0.0	0.1
All other miscellaneous food manufacturing.....	311999		56.5	41.6	5.2	-5.8	-1.0	-2.4
Primary products.....		311999-P	64.6	47.3	6.6	-8.4	-0.3	-2.9
All other miscellaneous manufactured foods.....		311999-0	64.6	47.3	6.6	-8.4	-0.3	-2.9
Secondary products and miscellaneous receipts.....		311999-SM						
Beverage & tobacco mfg.....	312		11.2	0.9	0.7	0.4	0.5	2.4
Beverage mfg.....	3121		11.2	1.1	-0.1	0.6	0.3	2.7
Soft drink & ice mfg.....	31211		17.1	1.1	-0.5	0.9	0.8	5.3
Soft drink manufacturing.....	312111		16.7	0.8	-0.6	0.5	0.6	6.0
Primary products.....		312111-P	17.7	0.9	-0.9	0.2	0.8	6.8
Soft drinks, non-carbonated.....		312111-A	20.2	-0.1	-4.1	0.0	0.3	12.5
Soft drinks, non-carbonated, all other types.....		312111-A3	6.8	-0.3	0.6	0.1	0.0	1.1
Soft drinks, non-carbonated, fruit drinks, cocktails, ades.....		312111-A4	34.0	0.0	-8.4	-0.1	0.6	24.0
Soft drinks, bottled, canned, glass, plastic, carbonated.....		312111-2	16.6	1.4	0.6	0.3	1.0	4.4

See footnotes at end of table.

Table 12. Producer price index percentage changes for the net output of selected industries and their products, not seasonally adjusted — Continued
 [August 2022]

Title ¹	Industry code	Product code	Unadjusted 12-month percent change ²	Unadjusted 1-month percent change ²				
				Aug. 2021 to Aug. 2022 ^P	Mar. to Apr.	Apr. to May ^P	May to June ^P	June to July ^P
Soft drink manufacturing - Continued								
Secondary products and miscellaneous receipts.....		312111-SM						
Miscellaneous receipts.....		312111-M	8.9	-0.5	1.0	2.0	0.4	0.0
Secondary products.....		312111-S	14.0	0.5	1.5	1.9	-2.1	4.4
Bottled water manufacturing.....	312112		21.5	3.9	-0.4	4.3	2.4	-0.1
Primary products.....		312112-P	22.2	4.1	-0.5	4.5	2.5	-0.1
Bottled water.....		312112-0	22.2	4.1	-0.5	4.5	2.5	-0.1
Secondary products and miscellaneous receipts.....		312112-SM						
Miscellaneous receipts.....		312112-M	5.7	0.0	0.4	0.7	0.0	0.0
Secondary products.....		312112-S2	30.1	0.3	1.1	1.1	3.6	-2.8
Ice manufacturing.....	312113		14.9	0.4	1.3	0.2	0.2	0.2
Primary products.....		312113-P	14.8	0.4	0.8	0.2	0.2	0.2
Ice, manufactured (cubed, crushed, etc.), including can or block.....		312113-0	14.8	0.4	0.8	0.2	0.2	0.2
Secondary products and miscellaneous receipts.....		312113-SM						
Miscellaneous receipts.....		312113-M	49.5	0.5	0.0	0.0	0.0	6.3
Breweries.....	31212		5.0	1.1	0.0	0.1	0.7	-0.1
Breweries.....	312120		5.0	1.1	0.0	0.1	0.7	-0.1
Primary products.....		312120-P	4.3	1.2	0.0	0.2	0.0	-0.1
Canned beer and ale case goods.....		312120-1	5.5	2.4	0.0	0.0	0.0	-0.1
Bottled beer and ale case goods.....		312120-5	3.2	-0.3	0.0	0.3	0.0	0.0
Beer and ale in barrels and kegs.....		312120-7	2.6	0.1	0.0	0.4	0.0	-0.1
All other malt beverages and brewing products.....		312120-9	2.9	0.1	-0.7	0.0	0.1	-0.7
Secondary products and miscellaneous receipts.....		312120-SM						
Miscellaneous receipts.....		312120-M	46.1	0.0	0.0	0.0	36.4	0.0
Wineries.....	31213		5.4	0.3	0.7	0.0	0.1	0.2
Wineries.....	312130		5.4	0.3	0.7	0.0	0.1	0.2
Primary products.....		312130-P	5.5	0.0	0.8	0.0	0.1	0.2
Wines, brandy, and brandy spirits.....		312130-0	5.5	0.0	0.8	0.0	0.1	0.2
Wines, white, red & rose grape, and other fruit, 14 percent or less alcohol.....		312130-08	5.3	0.0	0.4	0.0	0.1	-0.1
Wines, white grape, 14 percent or less alcohol content.....		312130-0811	6.8	0.0	0.0	0.0	0.1	0.2
Wines, red grape, 14 percent or less alcohol content.....		312130-0821	4.7	0.0	0.7	0.0	0.0	-0.3
Wines, rose grape & other fruits & berries, 14 percent or less alcohol.....		312130-0831	-	0.0	0.0	0.0	1.3	-
Wines, dessert, effervescent, and wine coolers.....		312130-09	-1.7	0.0	1.1	0.0	0.0	0.0
Wines, effervescent, including sparkling (carbonated), wine coolers.....		312130-0921	-2.1	0.0	1.4	0.0	0.0	0.0
Other wines, brandy, and brandy spirits.....		312130-0B	8.2	0.0	2.2	0.0	0.0	1.4
Secondary products and miscellaneous receipts.....		312130-SM						
Miscellaneous receipts.....		312130-M	4.3	4.3	0.0	0.0	0.0	0.0
Distilleries.....	31214		5.7	2.9	1.2	1.1	-3.7	0.1
Distilleries.....	312140		5.7	2.9	1.2	1.1	-3.7	0.1
Primary products.....		312140-P	5.8	3.0	1.2	1.1	-3.9	0.0
Distilled liquor, excluding brandy.....		312140-2	12.0	6.0	2.5	2.3	-7.8	0.0
Distilled whiskey, all other distilled liquor, excluding brandy.....		312140-22	11.9	0.4	1.4	0.1	1.7	0.0
Bottled liquor, excluding brandy.....		312140-5	0.7	0.3	0.0	-0.1	0.0	0.0
Bottled whiskey.....		312140-5B	0.8	0.0	0.0	0.0	0.0	0.0
Bottled gin, vodka, rum, cordials, cocktails, and similiar compounds.....		312140-5C	0.1	0.0	0.0	-0.3	0.0	0.0
Secondary products and miscellaneous receipts.....		312140-SM						
Miscellaneous receipts.....		312140-M	4.8	0.0	0.0	0.0	0.0	4.5
Tobacco mfg.....	3122		11.3	0.6	2.0	0.2	0.7	1.8
Tobacco manufacturing.....	31223		11.3	0.6	2.0	0.2	0.7	1.8
Tobacco manufacturing.....	312230		11.3	0.6	2.0	0.2	0.7	1.8
Primary products.....		312230-P	11.6	0.7	2.0	0.3	0.7	1.9
Tobacco stemming and redrying.....		312230-0	0.4	0.0	0.3	0.0	0.0	-0.1
Tobacco, unstemmed leaf, redried before packing.....		312230-01	0.7	0.0	0.6	0.0	0.0	-0.1
Tobacco, stemmed.....		312230-04	0.0	0.0	0.0	0.0	0.0	-0.2
Cigarettes, excluding electronic.....		312230-1	12.5	0.8	2.4	0.0	0.8	2.0
Other tobacco products.....		312230-9	8.2	0.0	0.0	1.7	0.1	1.7
Cigars.....		312230-91	3.1	0.0	0.0	0.0	0.0	0.0
Chewing and smoking tobacco.....		312230-94	8.9	0.0	0.0	2.0	0.1	2.0
Secondary products and miscellaneous receipts.....		312230-SM						
Textile mills.....	313		18.5	2.2	1.6	1.1	0.8	0.7
Fiber, yarn, and thread mills.....	3131		29.3	6.1	1.8	0.4	1.2	0.7

See footnotes at end of table.

Table 12. Producer price index percentage changes for the net output of selected industries and their products, not seasonally adjusted — Continued
[August 2022]

Title ¹	Industry code	Product code	Unadjusted 12-month percent change ²	Unadjusted 1-month percent change ²				
			Aug. 2021 to Aug. 2022 ^P	Mar. to Apr.	Apr. to May ^P	May to June ^P	June to July ^P	July to Aug. ^P
Fiber, yarn, and thread mills.....	31311		29.3	6.1	1.8	0.4	1.2	0.7
Fiber, yarn, and thread mills.....	313110		29.3	6.1	1.8	0.4	1.2	0.7
Primary products.....		313110-P	29.8	6.2	1.8	0.4	1.2	0.7
Thread.....		313110-L	—	0.0	—	—	—	—
Spun yarns.....		313110-4	37.1	7.1	1.6	0.6	1.5	0.0
Spun cotton yarns.....		313110-42	—	—	—	—	—	—
Rayon, acetate, and lyocell spun yarns.....		313110-45	—	—	—	—	—	—
Noncellulosic fiber and other natural fiber (excluding cotton and wool) spun yarns.....		313110-47	24.8	5.8	1.6	1.3	0.8	-0.1
Greige other noncellulosic fiber and other natural fiber spun yarns.....		313110-473	—	6.3	0.9	—	—	—
Textured and twisted yarns.....		313110-6	20.7	5.1	2.0	0.2	0.7	1.7
Textured/cripped/bulked filament yarns, incl. stretch yarn, made from purchased filament yarn.....		313110-6H	—	6.2	2.2	—	—	—
Secondary products and miscellaneous receipts.....		313110-SM						
Fabric mills.....	3132		14.2	1.3	2.0	1.4	0.6	1.0
Broadwoven fabric mills.....	31321		12.0	0.8	1.1	1.0	1.3	0.4
Broadwoven fabric mills.....	313210		12.0	0.8	1.1	1.0	1.3	0.4
Primary products.....		313210-P	11.5	0.8	1.1	1.1	1.4	0.4
Fabricated textile products, made in weaving mills.....		313210-W	4.3	-3.0	0.8	0.5	0.3	0.0
Cotton broadwoven fabrics.....		313210-4	—	1.6	1.0	1.9	5.2	1.5
Manmade, silk, and other natural fiber (excluding cotton and wool) broadwoven fabrics.....		313210-8	—	0.8	1.2	0.9	0.6	0.1
Greige manmade, silk, and other natural fiber (exc cotton/wool) broadwoven fabrics.....		313210-81	12.7	1.2	1.7	1.3	0.7	0.1
Finished manmade, silk, & natural fiber (exc cotton/wool) broadwoven, finished in weaving mills.....		313210-83	6.3	0.1	0.2	0.1	0.3	0.1
Secondary products and miscellaneous receipts.....		313210-SM						
Narrow fabric mills and schiffli embroidery.....	31322		14.1	1.7	1.2	0.8	0.8	0.1
Narrow fabric mills and schiffli embroidery.....	313220		14.1	1.7	1.2	0.8	0.8	0.1
Primary products.....		313220-P	12.0	1.7	0.8	0.3	0.8	0.0
Woven narrow fabrics (12 inches or less in width).....		313220-2	10.1	0.5	1.5	0.1	1.0	0.0
Braided narrow fabrics (12 inches or less in width).....		313220-4	17.8	4.3	0.0	0.5	0.7	0.0
Secondary products and miscellaneous receipts.....		313220-SM						
Secondary products.....		313220-S	27.4	3.2	3.8	1.8	2.0	0.9
Nonwoven fabric mills.....	31323		14.4	1.4	2.9	1.6	0.3	1.3
Nonwoven fabric mills.....	313230		14.4	1.4	2.9	1.6	0.3	1.3
Primary products.....		313230-P	12.9	1.3	3.1	1.4	0.1	1.5
Nonwoven fabrics.....		313230-1	12.9	1.5	3.5	0.5	0.0	1.8
Pressed, punched, or needled felts, excluding hats.....		313230-5	14.4	1.5	2.7	0.3	2.7	-2.0
Secondary products and miscellaneous receipts.....		313230-SM						
Knit fabric mills.....	31324		18.7	1.2	0.3	2.2	0.4	1.9
Knit fabric mills.....	313240		18.7	1.2	0.3	2.2	0.4	1.9
Primary products.....		313240-P	18.1	1.1	0.3	2.0	0.4	2.1
Weft (circular) knit fabrics.....		313240-2	18.6	0.8	0.5	0.8	0.2	1.7
Weft (circular) knit fabrics, greige goods (excluding hosiery).....		313240-21	4.9	0.0	1.1	0.0	0.0	2.0
Weft (circular) knit fabrics, knit and finished in the same establishment (excluding hosiery).....		313240-23	27.6	1.3	0.0	1.3	0.3	1.5
Other knit fabrics and laces.....		313240-4	17.7	1.5	0.1	3.3	0.5	2.5
Warp knit fabrics, greige goods (excluding hosiery).....		313240-41	29.8	1.6	-0.3	10.2	0.3	2.3
Warp knit fabrics, knit and finished in same establishment.....		313240-43	14.3	1.7	0.2	1.6	0.7	2.9
Secondary products and miscellaneous receipts.....		313240-SM1						
Textile and fabric finishing mills.....	3133		18.2	0.7	1.0	1.0	0.7	0.4
Textile and fabric finishing mills.....	31331		17.8	0.5	1.2	0.8	0.1	0.6
Textile and fabric finishing mills.....	313310		17.8	0.5	1.2	0.8	0.1	0.6
Primary products.....		313310-P	18.4	0.5	1.2	0.8	0.1	0.6
Textile and fabric finishing, except broadwoven.....		313310-B	35.9	1.4	3.5	2.2	0.1	3.7
Finished broadwoven fabrics, finished in finishing mills.....		313310-4	10.1	0.0	0.0	0.0	0.0	-1.0
Commission finishing of cotton broadwoven fabrics.....		313310-43	10.8	0.0	0.0	0.0	0.0	0.0
Other finished broadwoven fabrics (excl. cotton and wool), finished in finishing mills.....		313310-45	9.9	0.0	0.0	0.0	0.0	-1.8
Other commission finishing of broadwoven fabrics (excl. cotton & wool).....		313310-47	8.8	0.0	0.1	0.1	0.0	0.0
Secondary products and miscellaneous receipts.....		313310-SM						

See footnotes at end of table.

Table 12. Producer price index percentage changes for the net output of selected industries and their products, not seasonally adjusted — Continued
[August 2022]

Title ¹	Industry code	Product code	Unadjusted 12-month percent change ²	Unadjusted 1-month percent change ²				
			Aug. 2021 to Aug. 2022 ^P	Mar. to Apr.	Apr. to May ^P	May to June ^P	June to July ^P	July to Aug. ^P
Fabric coating mills.....	31332		19.0	1.5	0.5	1.6	2.4	-0.2
Fabric coating mills.....	313320		19.0	1.5	0.5	1.6	2.4	-0.2
Primary products.....		313320-P	18.1	1.5	0.4	1.7	2.6	-0.2
Vinyl coated fabrics, including expanded vinyl coated.....		313320-1	12.8	3.9	0.4	0.8	0.0	1.0
Rubber coated fabrics, garment and footwear.....		313320-4	16.7	0.0	0.0	7.5	0.0	0.5
Coated or laminated fabrics and coated yarns, incl. impregnated fabrics.....		313320-5	20.8	0.8	0.4	1.0	4.3	-0.9
Secondary products and miscellaneous receipts.....		313320-SM						
Secondary products.....		313320-S	8.9	0.0	0.9	0.2	0.0	0.0
Textile product mills.....	314		5.9	0.6	0.0	0.6	0.6	0.6
Textile furnishings mills.....	3141		1.3	0.0	-0.2	0.5	0.3	-0.3
Carpet and rug mills.....	31411		0.2	-0.9	-0.5	0.5	0.0	0.0
Carpet and rug mills.....	314110		0.2	-0.9	-0.5	0.5	0.0	0.0
Primary products.....		314110-P	0.1	-1.0	-0.6	0.5	0.0	0.0
Carpet and rugs.....		314110-0	0.1	-1.0	-0.6	0.5	0.0	0.0
Secondary products and miscellaneous receipts.....		314110-SM						
Curtain and linen mills.....	31412		3.7	2.0	0.3	0.4	1.1	-1.1
Curtain and linen mills.....	314120		3.7	2.0	0.3	0.4	1.1	-1.1
Primary products.....		314120-P	2.7	2.3	-0.2	0.2	1.2	-1.2
Curtains and draperies, made from purchased materials.....		314120-1	5.0	0.8	1.1	0.8	0.0	0.0
Other household textile products, made from purchased materials.....		314120-8	2.1	2.7	-0.5	0.0	1.6	-1.6
Bedspreads, made from purchased materials.....		314120-83	8.0	1.7	3.7	0.0	0.0	0.0
Other household furnishings, made from purchased materials.....		314120-89	1.0	2.0	-0.8	0.0	2.0	-1.9
Secondary products and miscellaneous receipts.....		314120-SM						
Miscellaneous receipts.....		314120-M	9.2	0.0	4.2	1.9	0.0	0.0
Secondary products.....		314120-S	11.9	1.5	0.7	0.6	0.0	0.0
Other textile product mills.....	3149		12.2	1.3	0.4	0.7	0.9	1.7
Textile bag and canvas mills.....	31491		8.0	0.6	0.0	1.0	0.0	0.0
Textile bag and canvas mills.....	314910		8.0	0.6	0.0	1.0	0.0	0.0
Primary products.....		314910-P	8.1	0.5	0.0	1.1	0.0	0.0
Textile bags.....		314910-1	-	0.0	0.0	0.0	0.0	-
Canvas and related products.....		314910-5	8.6	0.6	0.0	1.3	0.0	0.0
Secondary products and miscellaneous receipts.....		314910-SM						
Miscellaneous receipts.....		314910-M	3.6	0.0	0.0	0.0	0.0	0.0
Secondary products.....		314910-S	16.4	2.4	0.4	0.0	0.1	0.4
All other textile product mills.....	31499		14.3	1.7	0.5	0.6	1.4	2.5
Rope, twine, tire cord, and tire fabric mills.....	314994		14.9	0.7	1.5	0.0	0.8	1.1
Primary products.....		314994-P	16.0	0.8	1.6	0.0	0.8	1.2
Rope, cordage, and twine.....		314994-4	4.0	0.2	0.8	0.1	0.2	-0.3
Tire cord and tire fabrics.....		314994-7	-	1.1	2.1	0.0	1.2	2.1
Secondary products and miscellaneous receipts.....		314994-SM						
Miscellaneous receipts.....		314994-M	-	0.0	0.4	0.2	0.0	0.0
All other miscellaneous textile product mills.....	314999		14.1	2.1	0.2	0.8	1.6	3.0
Primary products.....		314999-P	14.3	2.6	0.1	0.9	1.9	3.5
Embroideries (excluding Schiffli machine products) and embroidery contractors.....		314999-6	6.6	0.0	0.0	0.6	0.0	0.6
Trimmings and findings, excluding automobile and apparel.....		314999-7	16.9	0.9	0.0	0.5	0.0	2.8
All other miscellaneous fabricated textile products.....		314999-8	12.7	3.3	0.0	-0.5	1.4	4.6
Secondary products and miscellaneous receipts.....		314999-SM						
Miscellaneous receipts.....		314999-M	17.0	0.0	1.2	0.0	0.1	0.6
Secondary products.....		314999-S	10.2	0.0	0.0	0.7	0.0	1.0
Apparel manufacturing.....	315		5.0	0.1	0.4	0.1	0.4	0.0
Apparel knitting mills.....	3151		4.1	0.0	0.1	0.3	1.2	0.0
Hosiery and sock mills.....	31511		5.7	0.0	0.2	0.2	1.8	0.0
Hosiery and sock mills.....	315110		5.7	0.0	0.2	0.2	1.8	0.0
Primary products.....		315110-P	5.7	0.0	0.2	0.2	1.8	0.0
Hosiery and socks.....		315110-0	5.7	0.0	0.2	0.2	1.8	0.0
Other apparel knitting mills.....	31519		1.3	0.0	0.0	0.4	0.0	0.0
Other apparel knitting mills.....	315190		1.3	0.0	0.0	0.4	0.0	0.0
Primary products.....		315190-P	2.3	0.0	0.0	0.7	0.0	0.0
Secondary products and miscellaneous receipts.....		315190-SM						

See footnotes at end of table.

Table 12. Producer price index percentage changes for the net output of selected industries and their products, not seasonally adjusted — Continued
 [August 2022]

Title ¹	Industry code	Product code	Unadjusted 12-month percent change ²	Unadjusted 1-month percent change ²				
			Aug. 2021 to Aug. 2022 ^P	Mar. to Apr.	Apr. to May ^P	May to June ^P	June to July ^P	July to Aug. ^P
Cut and sew apparel manufacturing.....	3152		4.8	0.1	0.2	0.0	0.2	0.0
Cut and sew apparel contractors.....	31521		1.0	0.0	0.0	0.0	0.0	0.0
Cut and sew apparel contractors.....	315210		1.0	0.0	0.0	0.0	0.0	0.0
Primary products.....		315210-P	1.0	0.0	0.0	0.0	0.0	0.0
Contract receipts for women's, girls', and infants' apparel.....		315210-2	0.0	0.0	0.0	0.0	0.0	0.0
Contract receipts for men's and boys' (including unisex) apparel.....		315210-4	2.5	0.0	0.0	0.0	0.0	0.0
Contract receipts for men's and boys' pants, work apparel, and other outerwear.....		315210-48	5.0	0.0	0.0	0.0	0.0	0.0
Secondary products and miscellaneous receipts.....		315210-SM						
Men's and boys' cut and sew apparel mfg.....	31522		14.6	0.5	0.1	0.0	0.4	0.0
Men's and boys' cut and sew apparel manufacturing.....	315220		14.6	0.5	0.1	0.0	0.4	0.0
Primary products.....		315220-P	17.8	0.6	0.1	0.0	0.5	0.1
Men's and boys' work clothing.....		315220-C	4.8	3.4	0.0	0.0	0.0	0.2
Men's and boys' work clothing and washable service apparel (excl. work shirts and jeans), mfpm.....		315220-C3	4.9	4.3	0.0	0.0	0.0	0.3
Men's and boys' other outerwear.....		315220-E	20.7	0.0	0.1	0.0	2.1	0.0
Men's and boys' nontailored coats, jackets, and vests (excl. ski apparel & work jackets), mfpm.....		315220-E1	24.1	0.0	0.1	0.0	2.6	0.0
Men's and boys' heavyweight nontailored coats, jackets, and vests (excl. ski apparel & work).....		315220-E11	6.8	0.0	0.3	0.0	5.6	0.0
Men's and boys' lightweight nontailored coats, jackets, and vests (excl. ski apparel & work).....		315220-E12	45.3	0.0	0.0	0.0	0.0	0.0
Men's and boys' nightwear, robes, and underwear, made from purchased fabrics.....		315220-1	5.3	0.0	0.0	0.0	0.0	0.0
Men's and boys' shirts, except work shirts.....		315220-6	6.4	0.0	0.0	0.0	0.0	0.0
Men's and boys' knit dress and sport shirts, made from purchased fabrics.....		315220-61	5.9	0.0	0.0	0.0	0.0	0.0
Men's and boys' woven dress and sport shirts, made from purchased fabrics.....		315220-63	6.8	0.0	0.0	0.0	0.0	0.0
Secondary products and miscellaneous receipts.....		315220-SM						
Secondary products.....		315220-S	6.6	0.0	0.0	0.0	0.0	0.1
Women's & girls' cut & sew apparel mfg.....	31524		3.4	0.0	0.4	0.0	0.2	0.1
Women's, girls', and infants' cut and sew apparel manufacturing.....	315240		3.4	0.0	0.4	0.0	0.2	0.1
Primary products.....		315240-P	1.8	0.1	0.3	0.0	0.1	0.1
Women's and girls' lingerie and nightwear.....		315240-1	0.7	0.7	0.0	0.0	0.0	0.0
Women's and girls' underwear, excluding foundation garments, made from purchased fabrics.....		315240-11	4.6	4.6	0.0	0.0	0.0	0.0
Women's and girls' nightwear, excluding robes and dressing gowns, made from purchased fabrics.....		315240-13	1.7	1.7	0.0	0.0	0.0	0.0
Women's and girls' blouses and shirts.....		315240-2	1.6	0.0	0.0	0.0	0.1	0.0
Women's and girls' knit shirts and blouses, made from purchased fabrics.....		315240-21	1.9	0.0	0.0	0.0	0.0	0.0
Women's and girls' woven shirts and blouses, made from purchased fabrics.....		315240-23	0.5	0.0	0.0	0.0	0.3	0.0
Women's and girls' dresses, made from purchased fabrics.....		315240-3	0.2	0.0	0.0	0.0	0.0	0.0
Women's and girls' suits, coats, and skirts.....		315240-4	5.5	0.0	0.0	0.0	0.0	0.0
Women's and girls' skirts, made from purchased fabrics.....		315240-46	6.4	0.0	0.0	0.0	0.0	0.0
Women's and girls' other outerwear.....		315240-8	3.9	0.0	1.3	0.0	0.2	0.3
Women's and girls' shorts, including tennis skirts, made from purchased fabrics.....		315240-84	5.1	0.0	0.5	0.0	0.0	0.0
Women's and girls' slacks, jeans, & jean-cut casual slacks (exc. sweatpants), mfpm.....		315240-86	0.0	0.0	0.0	0.0	0.0	0.0
Women's and girls' swimwear, made from purchased fabrics.....		315240-8A	0.6	0.0	-0.5	0.0	0.6	1.2
Women's and girls' nontailored coats, jackets, vests, and washable service apparel, mfpm.....		315240-8T	0.4	0.0	0.0	0.4	0.0	0.0
Secondary products and miscellaneous receipts.....		315240-SM						
Secondary products.....		315240-S	6.6	0.0	0.0	0.0	2.8	0.0
Other cut and sew apparel manufacturing.....	31528		6.1	0.0	0.0	0.4	0.1	0.0
Other cut and sew apparel manufacturing.....	315280		6.1	0.0	0.0	0.4	0.1	0.0
Primary products.....		315280-P	6.1	0.0	0.0	0.5	0.1	0.0
Fur and leather apparel, made from purchased materials.....		315280-2	8.0	0.0	0.1	3.6	0.6	0.0
All other cut and sew apparel, made from purchased materials.....		315280-6	5.8	0.0	0.0	0.0	0.0	0.0
Team sport uniforms, men's and boys', made from purchased fabrics.....		315280-65	8.8	0.0	0.0	0.0	0.0	0.0
Vestments and costumes, made from purchased materials.....		315280-69	5.3	0.0	0.0	0.0	0.0	0.0
Secondary products and miscellaneous receipts.....		315280-SM						
Secondary products.....		315280-S	6.3	0.0	0.2	0.6	0.0	0.0
Accessories and other apparel manufacturing.....	3159		7.5	0.6	1.9	0.7	0.8	0.2
Accessories and other apparel manufacturing.....	31599		7.5	0.6	1.9	0.7	0.8	0.2
Accessories and other apparel manufacturing.....	315990		7.5	0.6	1.9	0.7	0.8	0.2

See footnotes at end of table.

Table 12. Producer price index percentage changes for the net output of selected industries and their products, not seasonally adjusted — Continued
 [August 2022]

Title ¹	Industry code	Product code	Unadjusted 12-month percent change ²	Unadjusted 1-month percent change ²				
				Aug. 2021 to Aug. 2022 ^P	Mar. to Apr.	Apr. to May ^P	May to June ^P	June to July ^P
Accessories and other apparel manufacturing - Continued								
Primary products.....		315990-P	8.4	0.8	2.6	0.9	0.8	0.2
All other accessories and apparel.....		315990-B	11.6	1.6	5.6	0.7	1.3	0.0
Leather belts, made from purchased materials.....		315990-BC	3.8	0.0	0.0	3.8	0.0	0.0
All other apparel accessories, made from purchased materials.....		315990-BE	13.4	2.0	6.9	0.0	1.6	0.0
Hats, caps, and millinery products.....		315990-4	9.7	0.4	0.8	2.1	0.0	0.0
Men's and boys' fabric, straw, and felt hats, made from purchased materials.....		315990-41	15.9	1.0	1.9	4.8	0.0	0.0
Women's, girls', and infants' fabric, straw, and felt hats, made from purchased materials.....		315990-43	0.0	0.0	0.0	0.0	0.0	0.0
Hat bodies and fabric caps, made from purchased materials.....		315990-45	5.5	0.0	0.0	0.0	0.0	0.0
Gloves and mittens, made from purchased materials.....		315990-7	6.7	0.0	0.7	0.4	1.5	1.5
Secondary products and miscellaneous receipts.....		315990-SM						
Miscellaneous receipts.....		315990-M	5.2	0.0	0.0	0.0	0.8	0.0
Secondary products.....		315990-S	4.3	0.0	0.0	1.2	0.5	0.0
Leather and allied product manufacturing.....	316		3.0	0.2	-0.2	0.3	1.6	0.2
Leather and hide tanning and finishing.....	3161		-10.6	-1.2	-2.9	1.1	4.3	-1.1
Leather and hide tanning and finishing.....	31611		-10.6	-1.2	-2.9	1.1	4.3	-1.1
Leather and hide tanning and finishing.....	316110		-10.6	-1.2	-2.9	1.1	4.3	-1.1
Primary products.....		316110-P	-11.3	-1.7	-3.0	1.1	4.5	-1.1
Finished and unfinished leather.....		316110-1	-14.7	-3.8	-3.6	1.3	5.4	-1.3
Tanning or finishing leather owned by others, and furs, dressed and dyed or bleached.....		316110-2	13.1	11.3	0.0	0.0	0.0	0.0
Contract and commission receipts for tanning or finishing leather owned by others.....		316110-21	13.1	11.3	0.0	0.0	0.0	0.0
Secondary products and miscellaneous receipts.....		316110-SM						
Footwear manufacturing.....	3162		8.8	0.7	1.0	0.0	1.1	0.9
Footwear manufacturing.....	31621		8.8	0.7	1.0	0.0	1.1	0.9
Footwear manufacturing.....	316210		8.8	0.7	1.0	0.0	1.1	0.9
Primary products.....		316210-P	8.6	0.7	1.0	0.0	1.1	1.0
Rubber and plastics footwear, including athletic footwear.....		316210-1	3.6	0.1	0.0	0.0	0.0	0.0
Men's footwear (size 6 and larger), excluding athletic.....		316210-2	11.4	0.9	1.5	0.0	1.7	1.8
Women's footwear (size 4 and larger), excluding athletic.....		316210-5	6.2	0.1	1.2	0.0	1.3	0.3
Secondary products and miscellaneous receipts.....		316210-SM						
Miscellaneous receipts.....		316210-M	12.9	1.8	3.5	0.0	0.4	0.4
Other leather product manufacturing.....	3169		6.7	0.6	0.0	0.3	0.3	0.0
Other leather product manufacturing.....	31699		6.7	0.6	0.0	0.3	0.3	0.0
Women's handbag and purse manufacturing.....	316992		0.0	0.0	0.0	0.1	0.0	0.0
Primary products.....		316992-P	0.0	0.0	0.0	0.1	0.0	0.0
Women's and children's handbags and purses.....		316992-0	0.0	0.0	0.0	0.1	0.0	0.0
Secondary and miscellaneous receipts.....		316992-SM						
All other leather and allied good mfg.....	316998		8.5	0.7	0.0	0.3	0.3	0.0
Primary products.....		316998-P	6.6	0.8	0.0	0.5	0.4	0.0
Luggage (including suitcases, travel bags, backpacks, and other types).....		316998-1	4.4	0.0	0.1	0.0	0.0	0.0
Personal leather goods (excluding women's handbags and purses).....		316998-2	6.4	0.4	0.0	0.0	0.0	0.0
Boot and shoe cut stock and findings.....		316998-4	10.7	1.7	0.0	1.7	0.0	0.0
All other miscellaneous leather goods.....		316998-5	7.5	1.3	0.0	0.7	0.9	0.0
Secondary products and miscellaneous receipts.....		316998-SM						
Miscellaneous receipts.....		316998-M	16.0	0.4	0.1	0.0	0.0	0.0
Wood product manufacturing.....	321		9.9	-4.3	-1.0	-6.4	-2.2	-0.3
Sawmills and wood preservation.....	3211		12.4	-13.8	2.4	-17.7	0.3	-2.4
Sawmills and wood preservation.....	32111		12.4	-13.8	2.4	-17.7	0.3	-2.4
Sawmills.....	321113		11.0	-15.3	3.5	-20.3	0.3	-3.5
Primary products.....		321113-P	12.1	-16.6	3.6	-22.3	0.4	-3.2
Hardwood lumber, made in sawmills.....		321113-1	-5.7	-1.1	4.3	-1.9	-2.9	-3.5
Softwood lumber, made in sawmills.....		321113-3	18.9	-20.7	3.5	-29.3	1.5	-3.6
Softwood dressed lumber, less than 2 inches in nominal thickness, not edge worked.....		321113-32	-23.4	9.2	0.8	-5.8	-9.3	-7.6
Softwood dressed 2-inch lumber, 2 inches in nominal thickness only, not edge worked.....		321113-33	41.9	-25.3	5.2	-39.6	4.8	-5.5
Softwood dressed lumber and timbers, more than 2 inches in nominal thickness, not edge worked.....		321113-34	35.9	-39.5	-1.0	-21.1	0.0	11.9
Wood chips, excluding field chips.....		321113-5	7.8	-0.5	3.3	0.4	-0.6	-0.8

See footnotes at end of table.

Table 12. Producer price index percentage changes for the net output of selected industries and their products, not seasonally adjusted — Continued
 [August 2022]

Title ¹	Industry code	Product code	Unadjusted 12-month percent change ²	Unadjusted 1-month percent change ²				
			Aug. 2021 to Aug. 2022 ^P	Mar. to Apr.	Apr. to May ^P	May to June ^P	June to July ^P	July to Aug. ^P
Sawmills - Continued								
Wood ties, siding, shingles, and shakes, and contract sawing of logs owned by others.....		321113-7	5.4	-0.1	0.1	0.1	-0.2	0.2
Secondary products and miscellaneous receipts.....		321113-SM						
Wood preservation.....	321114		19.3	-4.8	-3.4	-2.8	0.5	2.6
Primary products.....		321114-P	22.1	-5.4	-3.8	-3.1	0.6	2.9
Wood poles, piles, and posts owned and treated by the same establishment.....		321114-1	39.4	4.5	-1.2	7.7	2.2	3.9
Other wood products owned and treated by the same establishment.....		321114-5	17.1	-9.3	-5.1	-7.5	0.0	2.8
Receipts for treating wood owned by others w/ arsenical chemicals, creosote, & other chemicals.....		321114-9	8.3	0.8	-0.7	-1.6	-0.5	0.3
Secondary products and miscellaneous receipts.....		321114-SM						
Plywood and engineered wood product mfg.....	3212		0.2	-6.6	-6.6	-6.9	-7.4	-1.1
Plywood and engineered wood product mfg.....	32121		0.2	-6.6	-6.6	-6.9	-7.4	-1.1
Hardwood veneer and plywood manufacturing.....	321211		10.0	1.1	0.9	1.1	0.6	-0.3
Primary products.....		321211-P	10.6	1.2	0.8	1.1	0.6	-0.2
Hardwood veneer, including veneer backed with paper, cloth, or other flexible material.....		321211-1	15.3	2.0	0.8	0.0	0.7	0.7
Hardwood plywood.....		321211-4	12.1	0.8	0.7	2.1	0.8	-0.6
Hardwood veneered panels, including two-ply veneers.....		321211-7	-2.5	0.7	1.2	0.2	-0.1	-0.4
Secondary products and miscellaneous receipts.....		321211-SM						
Softwood veneer and plywood manufacturing.....	321212		-4.4	-8.6	-5.7	-3.5	-9.1	-2.6
Primary products.....		321212-P	-10.0	-10.3	-6.2	-4.1	-10.5	-4.1
Softwood veneer, incl. veneer backed w/ paper, cloth, or other flexible material.....		321212-1	-11.1	3.7	-1.4	-1.9	-6.6	-6.0
Softwood plywood products: rough, sanded, and specialties.....		321212-4	-9.7	-13.2	-7.4	-4.6	-11.6	-3.5
Secondary products and miscellaneous receipts.....		321212-SM						
Secondary products.....		321212-S	41.7	5.4	-1.8	0.2	-0.1	5.9
Engineered wood member manufacturing.....	321213		14.0	6.1	1.9	0.7	0.1	-1.1
Primary products.....		321213-P	14.2	6.6	2.0	0.7	0.1	-0.9
Engineered wood members (excluding trusses).....		321213-0	14.2	6.6	2.0	0.7	0.1	-0.9
Laminated veneer lumber.....		321213-01	19.8	10.1	5.4	-2.1	0.1	0.5
Other engineered structural wood members, excluding trusses & laminated veneer lumber.....		321213-02	9.7	3.8	-0.8	3.3	0.1	-2.2
Secondary products and miscellaneous receipts.....		321213-SM						
Truss manufacturing.....	321214		9.4	-0.4	-1.1	-3.9	-1.9	-3.1
Primary products.....		321214-P	9.4	-0.6	-1.1	-4.2	-2.1	-3.3
Wood trusses.....		321214-0	9.4	-0.6	-1.1	-4.2	-2.1	-3.3
Secondary products and miscellaneous receipts.....		321214-SM						
Reconstituted wood product manufacturing.....	321219		-7.8	-11.4	-12.8	-13.7	-13.6	1.2
Primary products.....		321219-P	-8.1	-11.5	-12.9	-13.8	-13.7	1.2
Hardboard products.....		321219-B	29.1	0.3	6.7	0.0	0.0	0.0
Particleboard made from particleboard produced at the same location.....		321219-1	21.2	3.5	1.6	1.5	0.4	0.0
Medium density fiberboard (MDF) made from MDF produced at the same location.....		321219-3	-	2.6	2.0	-	-	-
Secondary products and miscellaneous receipts.....		321219-SM						
Other wood product manufacturing.....	3219		14.3	2.3	0.6	-0.9	-0.5	1.1
Millwork.....	32191		18.7	1.5	1.3	-1.2	0.1	2.4
Wood window and door manufacturing.....	321911		19.9	1.7	2.0	0.3	0.6	6.5
Primary products.....		321911-P	20.4	1.9	2.2	0.2	0.7	6.9
Wood window units.....		321911-1	21.5	2.6	3.0	0.0	0.0	9.8
Double hung wood window units.....		321911-11	14.4	3.9	3.5	0.0	0.0	0.0
Casement wood window units.....		321911-12	26.9	1.4	3.8	0.0	0.0	16.0
All other wood window units, including horizontal sliding, awning and single hung.....		321911-13	25.2	2.4	0.0	0.0	0.0	19.6
Wood sash, excluding sash shipped in window units.....		321911-3	22.5	3.2	1.7	0.0	0.0	12.0
Wood window & door frames, incl. door frames in door units, excl. window frames in window units.....		321911-5	11.4	0.0	2.0	-0.5	0.0	3.6
Wood panel, flush, & molded face doors, interior & exterior, incl. doors with glazed sections.....		321911-7	21.9	2.3	0.5	1.2	2.2	0.4
Other wood doors, incl. garage, patio, bifold, cabinet, screen, storm and louver.....		321911-9	23.1	1.8	2.9	0.1	0.4	11.7
Secondary products and miscellaneous receipts.....		321911-SM						
Secondary products.....		321911-S	15.2	-0.6	0.7	-0.5	-1.1	6.4
Cut stock, resawing lumber, and planing.....	321912		14.1	1.5	0.3	-4.0	-0.5	-0.7
Primary products.....		321912-P	7.6	-2.2	0.4	-5.0	-0.6	-1.2

See footnotes at end of table.

Table 12. Producer price index percentage changes for the net output of selected industries and their products, not seasonally adjusted — Continued
 [August 2022]

Title ¹	Industry code	Product code	Unadjusted 12-month percent change ²	Unadjusted 1-month percent change ²				
				Aug. 2021 to Aug. 2022 ^P	Mar. to Apr.	Apr. to May ^P	May to June ^P	June to July ^P
Cut stock, resawing lumber, and planing - Continued								
Softwood lumber, made from purchased lumber.....		321912-3	8.9	-3.9	1.1	-9.4	-0.2	-2.0
Hardwood cut stock and dimension.....		321912-6	-1.4	0.6	-0.7	-0.9	-0.9	0.0
Softwood cut stock and dimension.....		321912-8	-0.6	-7.2	-12.5	-10.3	-2.1	0.7
Sawn wood fence stock, wood lath, and contract resawing and planing.....		321912-9	44.6	0.0	0.0	0.0	0.0	0.0
Secondary products and miscellaneous receipts.....		321912-SM						
Other millwork, including flooring.....	321918		23.7	1.3	1.7	0.4	0.1	-0.4
Primary products.....		321918-P	24.5	1.6	1.8	0.5	0.2	-0.5
Wood moldings.....		321918-2	28.6	1.2	1.8	0.2	0.0	0.0
Other wood millwork products, including stairwork, exterior millwork, and softwood flooring.....		321918-5	33.6	2.7	0.0	1.7	0.0	-0.9
Hardwood flooring.....		321918-7	17.6	1.3	2.7	0.2	0.4	-0.7
Hardwood flooring, other than oak and maple.....		321918-72	14.2	0.0	2.2	3.3	0.0	0.0
Oak and maple hardwood flooring.....		321918-73	18.3	1.6	2.8	-0.4	0.4	-0.9
Secondary products and miscellaneous receipts.....		321918-SM						
Secondary products.....		321918-S	7.9	-1.8	-3.0	-1.7	1.5	0.8
Wood container and pallet manufacturing.....	32192		7.9	3.5	-0.3	-1.8	-0.7	-0.5
Wood container and pallet manufacturing.....	321920		7.9	3.5	-0.3	-1.8	-0.7	-0.5
Primary products.....		321920-P	5.6	3.6	-0.4	-2.0	-1.0	-0.6
Nailed and lock-corner wood boxes.....		321920-1	12.4	1.3	0.0	-0.3	0.0	3.1
Wood box and crate shook.....		321920-3	4.6	5.1	-2.1	-2.0	0.0	-0.3
Wood pallets and pallet containers, wood and metal combination.....		321920-5	5.8	3.9	-0.4	-2.3	-1.3	-0.8
Other wood container parts and wood containers.....		321920-7	1.7	0.0	0.0	0.0	0.0	0.0
Secondary products and miscellaneous receipts.....		321920-SM						
Miscellaneous receipts.....		321920-M	45.1	3.5	1.3	1.2	3.5	0.1
Secondary products.....		321920-S	4.0	0.9	0.5	-1.3	-3.0	0.4
All other wood product manufacturing.....	32199		10.8	3.1	-0.2	0.2	-1.6	-0.3
Manufactured home, mobile home, manufacturing.....	321991		14.0	0.6	0.6	0.4	-0.7	-1.5
Primary products.....		321991-P	14.0	0.6	0.6	0.4	-0.8	-1.5
Manufactured homes (mobile homes), all width sizes (incl. multisection).....		321991-1	14.0	0.6	0.6	0.4	-0.8	-1.5
Secondary products and miscellaneous receipts.....		321991-SM						
Prefabricated wood building manufacturing.....	321992		15.3	3.3	-1.6	0.1	-0.2	1.1
Primary products.....		321992-P	19.5	5.0	-0.3	0.7	0.2	0.2
Prefabricated stationary wood buildings, components (not sold as complete units).....		321992-1	-1.0	0.0	0.0	0.0	0.0	-0.5
Prefabricated stationary wood buildings, shipped in panel form (complete units).....		321992-5	96.2	14.0	-1.1	-0.6	-1.6	1.2
Prefabricated stationary wood buildings, precut packages (complete units).....		321992-6	14.7	4.8	-0.4	3.9	-1.2	0.7
Prefabricated stationary wood buildings, shipped in three-dimensional assemblies.....		321992-7	14.1	4.2	0.1	0.4	2.6	0.0
Prefabricated stationary wood buildings, three-dimensional assemblies, residential.....		321992-71	15.2	4.3	0.1	0.3	2.6	0.0
Prefabricated stationary wood buildings, three-dimensional assemblies, nonresidential.....		321992-72	8.6	3.8	0.0	0.9	2.6	0.0
Secondary products and miscellaneous receipts.....		321992-SM						
Miscellaneous receipts.....		321992-M	-3.3	-5.0	-9.5	-3.9	-3.4	8.0
Miscellaneous wood product manufacturing.....	321999		4.9	5.8	-0.1	0.0	-3.3	0.0
Primary products.....		321999-P	4.7	6.3	-0.1	0.0	-3.5	0.0
All other miscellaneous wood products.....		321999-0	4.7	6.3	-0.1	0.0	-3.5	0.0
Secondary products and miscellaneous receipts.....		321999-SM						
Paper manufacturing.....	322		17.0	1.7	2.0	1.5	0.8	1.3
Pulp, paper & paperboard mills.....	3221		15.4	1.5	1.9	2.8	0.3	0.8
Pulp mills.....	32211		24.9	0.3	3.0	11.1	-2.2	4.4
Pulp mills.....	322110		24.9	0.3	3.0	11.1	-2.2	4.4
Primary products.....		322110-P	24.9	0.3	3.0	11.1	-2.2	4.4
Special alpha and dissolving wood pulp, incl. sulfite and sulfate and other wood pulp.....		322110-6	20.5	-0.4	4.0	12.5	-1.9	4.5
All other miscellaneous pulp, other than wood, and pulp mill by-products, incl. turpentine.....		322110-9	45.1	2.6	-0.1	6.1	-3.5	4.1
Paper mills.....	32212		13.7	1.0	2.7	1.8	0.5	0.9
Paper, except newsprint, mills.....	322121		13.0	1.0	2.7	1.6	0.5	0.8
Primary products.....		322121-P	14.4	1.0	2.9	1.9	0.9	0.6
Sanitary tissue paper products, made in paper mills.....		322121-Q	11.3	0.5	3.3	2.0	0.6	-0.2

See footnotes at end of table.

Table 12. Producer price index percentage changes for the net output of selected industries and their products, not seasonally adjusted — Continued
[August 2022]

Title ¹	Industry code	Product code	Unadjusted 12-month percent change ²	Unadjusted 1-month percent change ²				
				Aug. 2021 to Aug. 2022 ^P	Mar. to Apr.	Apr. to May ^P	May to June ^P	June to July ^P
Paper, except newsprint, mills - Continued								
Paper table napkins, industrial & retail pkgs, bulk and dispenser types, made in paper mills.....		322121-Q2	13.4	0.3	3.4	3.4	0.3	0.0
Paper towels, industrial packages (rolled, folded, and interfolded), made in paper mills.....		322121-Q6	15.4	0.0	6.4	1.3	0.9	0.0
Other sanitary tissue paper products, made in paper mills.....		322121-Q9	14.5	1.2	6.0	1.8	-0.3	-0.3
Bleached bristol, clay-coated, uncoated, and industrial converted paper.....		322121-6	16.4	1.5	2.6	1.6	0.6	1.3
Secondary products and miscellaneous receipts.....		322121-SM						
Newsprint mills.....	322122		27.4	2.1	2.4	4.2	1.2	1.0
Primary products.....		322122-P	27.4	2.1	2.4	4.2	1.2	1.0
Newsprint.....		322122-1	27.1	3.2	2.2	4.9	0.7	0.9
Secondary products and miscellaneous receipts.....		322122-SM1						
Paperboard mills.....	32213		16.5	2.3	0.8	3.3	0.2	0.3
Paperboard mills.....	322130		16.5	2.3	0.8	3.3	0.2	0.3
Primary products.....		322130-P	17.2	2.3	0.8	2.6	0.7	-0.1
Bleached packaging and industrial converting paperboard.....		322130-B	21.0	3.2	0.4	2.9	0.0	0.0
Unbleached kraft packaging and industrial converting paperboard.....		322130-1	15.6	0.9	0.8	2.9	0.6	0.0
Recycled paperboard.....		322130-7	17.9	2.1	1.4	2.3	1.5	-0.3
Secondary products and miscellaneous receipts.....		322130-SM						
Secondary products.....		322130-S	—	4.4	-1.1	18.9	-8.9	10.2
Converted paper product mfg.....	3222		18.0	1.9	1.9	0.9	1.1	1.5
Paper container mfg.....	32221		19.4	2.2	2.6	0.8	0.6	1.7
Corrugated and solid fiber box manufacturing.....	322211		16.9	2.6	2.3	0.9	0.6	0.6
Primary products.....		322211-P	17.0	2.6	2.4	0.9	0.6	0.9
Corrugated and solid fiber boxes, including pallets.....		322211-0	17.0	2.6	2.4	0.9	0.6	0.9
Corrugated shipping containers for food and beverages and carryout boxes for retail food.....		322211-01	18.4	1.3	1.7	0.4	3.1	0.4
Corrugated shipping containers for paper and allied products.....		322211-02	15.2	2.6	2.9	0.0	-0.7	0.0
Corrugated shipping containers for metal and electrical machinery.....		322211-03	18.0	2.1	1.5	0.4	-3.1	8.8
Corrugated shipping containers for all other end uses.....		322211-04	17.9	8.1	1.2	0.1	0.0	0.0
Corrugated paperboard in sheets and rolls, lined and unlined.....		322211-05	17.6	0.3	2.2	4.5	2.3	0.0
Other corrugated and solid fiber products, including containers, pallets, pads, etc.....		322211-09	16.1	2.6	4.8	0.1	0.0	-0.2
Secondary products and miscellaneous receipts.....		322211-SM						
Miscellaneous receipts.....		322211-M	14.5	3.8	0.6	0.6	0.9	-2.5
Secondary products.....		322211-S	18.6	1.3	2.2	-1.1	0.2	0.0
Folding paperboard box manufacturing.....	322212		28.6	1.7	2.7	0.7	0.9	5.4
Primary products.....		322212-P	27.2	1.8	2.9	0.7	1.0	5.4
Folding paperboard boxes, packaging, and packaging components.....		322212-0	27.2	1.8	2.9	0.7	1.0	5.4
Secondary products and miscellaneous receipts.....		322212-SM						
Other paperboard container manufacturing.....	322219		18.6	0.7	3.7	0.3	0.5	1.4
Primary products.....		322219-P	20.9	0.8	4.2	0.3	0.4	1.5
Setup (rigid) paperboard boxes.....		322219-1	40.6	0.6	5.0	1.3	2.0	0.0
Milk and milk-type paperboard cartons, including juice, beverage, and other products.....		322219-4	—	0.5	-0.1	0.0	0.0	—
Paperboard fiber drums with ends of any material.....		322219-7	5.4	0.0	-4.4	0.0	0.5	2.0
Fiber cans, tubes, and similar fiber products.....		322219-8	27.8	2.2	0.9	0.3	0.2	1.6
Fiber cans, all fiber and composite.....		322219-81	28.4	0.7	0.4	0.8	0.7	0.0
Fiber cores and tubes.....		322219-82	27.7	3.1	1.3	0.0	0.0	2.5
Paperboard cones, reels, spools, bobbins, blocks, and all vulcanized fiber products.....		322219-83	3.0	0.0	0.0	0.0	0.7	0.0
Secondary products and miscellaneous receipts.....		322219-SM						
Miscellaneous receipts.....		322219-M	3.9	0.0	0.0	0.0	0.0	0.0
Paper bag and coated and treated paper mfg.....	32222		12.5	0.8	0.3	0.9	1.0	1.4
Paper bag and coated and treated paper manufacturing.....	322220		12.5	0.8	0.3	0.9	1.0	1.4
Primary products.....		322220-P	12.9	0.7	0.3	1.0	1.1	1.6
Specialty bags, pouches, and liners, multiweb laminations and foil, except film-film.....		322220-C	19.8	1.0	-0.4	0.6	1.1	-2.6
Uncoated single-web paper grocers' bags and sacks and variety and shopping bags.....		322220-D	4.5	0.0	0.0	0.4	1.7	0.0
Laminated aluminum foil rolls and sheets for flexible packaging uses.....		322220-F	11.5	0.2	0.4	2.8	0.0	0.0
Pasted, lined, laminated, or surface-coated paperboard.....		322220-G	17.1	1.7	1.6	3.1	0.0	1.7
Single-web paper, rolls and sheets, including waxed, for flexible packaging uses...		322220-H	21.0	2.3	0.3	0.9	4.2	4.0
Multiweb laminated rolls and sheets, except foil, for flexible packaging uses.....		322220-J	23.4	0.9	-0.5	0.1	3.7	5.2

See footnotes at end of table.

Table 12. Producer price index percentage changes for the net output of selected industries and their products, not seasonally adjusted — Continued
 [August 2022]

Title ¹	Industry code	Product code	Unadjusted 12-month percent change ²	Unadjusted 1-month percent change ²				
			Aug. 2021 to Aug. 2022 ^P	Mar. to Apr.	Apr. to May ^P	May to June ^P	June to July ^P	July to Aug. ^P
Paper bag and coated and treated paper manufacturing - Continued								
Printing paper, coated at establishments other than where paper was produced. . .		322220-K	1.6	-3.9	0.0	0.0	0.0	2.1
Pressure-sensitive products.		322220-N	15.5	2.1	-0.1	1.3	1.2	1.1
Wallcoverings.		322220-7	0.0	0.0	0.0	0.0	0.0	0.0
Converted foil for nonpackaging applications.		322220-8	15.2	-2.2	0.0	0.0	0.0	3.5
Other coated and processed papers, except for packaging uses.		322220-9	12.0	0.6	1.6	0.8	-0.2	3.2
Secondary products and miscellaneous receipts.		322220-SM						
Miscellaneous receipts.		322220-M	2.6	0.0	0.0	0.0	0.0	-0.3
Stationery product mfg.	32223		31.3	4.9	2.5	2.4	3.5	2.9
Stationery product manufacturing.	322230		31.3	4.9	2.5	2.4	3.5	2.9
Primary products.		322230-P	32.0	5.1	2.6	2.4	3.2	2.9
Die-cut paper and paperboard office supplies.		322230-4	33.9	4.3	0.0	6.6	4.8	0.0
Envelopes, commercial, all types and materials.		322230-5	36.8	10.9	2.6	1.5	1.4	2.1
Tablets, pads and related products.		322230-9	17.7	0.5	5.2	0.5	2.2	0.0
Secondary products and miscellaneous receipts.		322230-SM						
Miscellaneous receipts.		322230-M	12.9	0.3	0.7	-0.5	11.5	-1.5
Other converted paper product mfg.	32229		13.8	0.7	1.4	0.7	1.5	0.3
Sanitary paper product manufacturing.	322291		10.2	0.4	0.8	0.2	1.6	0.2
Primary products.		322291-P	9.5	0.1	0.8	0.1	1.3	0.2
Disposable diapers and similar disposable products, made from purchased sanitary paper stock.		322291-2	8.0	0.0	0.0	-0.1	1.6	0.0
Sanitary tissue paper products, made from purchased sanitary paper stock or wadding.		322291-5	11.6	0.2	2.0	0.4	0.9	0.4
Secondary products and miscellaneous receipts.		322291-SM						
Miscellaneous receipts.		322291-M	28.4	6.8	0.0	0.0	13.0	-0.1
All other converted paper product mfg.	322299		21.1	1.2	2.4	1.7	1.3	0.5
Primary products.		322299-P	19.5	0.9	2.5	1.7	1.2	0.4
Molded pulp goods, including egg cartons, florist pots, food trays, etc.		322299-1	20.4	0.0	1.3	4.0	1.7	-0.2
Miscellaneous converted paper and paperboard products.		322299-3	19.4	1.1	2.7	1.3	1.1	0.6
Secondary products and miscellaneous receipts.		322299-SM						
Printing and related support activities.	323		19.6	1.4	2.5	1.8	0.2	0.9
Printing and related support activities.	3231		19.6	1.4	2.5	1.8	0.2	0.9
Printing.	32311		19.9	1.4	2.6	1.8	0.1	0.9
Commercial screen printing.	323113		13.8	2.1	0.4	0.9	0.4	0.9
Primary products.		323113-P	14.8	2.3	0.4	1.0	0.3	1.0
Screen printing on garments, apparel accessories, and other fabric articles, excluding labels.		323113-4	13.2	3.2	0.5	0.4	0.3	0.1
Screen printing (excluding on textiles, apparel, apparel accessories, and labels).		323113-6	18.5	0.1	0.0	2.4	0.2	3.2
Secondary products and miscellaneous receipts.		323113-SM						
Miscellaneous receipts.		323113-M	8.9	1.7	0.0	0.0	1.6	0.0
Secondary products.		323113-S	10.0	0.9	0.9	0.7	0.4	0.5
Books printing.	323117		27.2	2.9	0.9	2.9	2.3	1.0
Primary products.		323117-P	27.6	3.0	0.9	3.1	2.1	1.1
Other book and pamphlet printing and binding.		323117-E	2.9	0.1	0.1	0.0	0.0	0.0
Textbook printing and binding.		323117-1	34.5	1.9	1.3	0.3	1.9	0.9
Technical, scientific, & professional book printing & binding.		323117-3	30.5	6.6	0.3	-0.2	0.5	0.2
Religious book printing and binding.		323117-5	36.7	2.3	1.3	3.5	3.1	2.1
General book (trade, etc.) printing & binding.		323117-7	36.2	4.3	1.2	7.0	3.5	1.6
Secondary products and miscellaneous receipts.		323117-SM						
Secondary products.		323117-S	—	2.4	1.0	0.3	—	—
Commercial printing, except screen and books.	32311K		20.0	1.2	2.9	1.9	0.0	0.9
Primary products.		32311K-P	18.3	1.3	2.8	0.9	0.0	1.0
Commercial lithographic printing.		32311K-0	21.2	1.7	1.7	1.1	0.1	1.8
Other commercial and general job printing (lithographic).		32311K-0B	22.3	-0.5	2.1	0.1	0.1	1.8
Magazine and periodical printing (lithographic).		32311K-01	21.4	1.9	2.5	2.8	0.6	1.3
Label and wrapper printing (lithographic).		32311K-03	0.1	0.0	0.0	0.0	0.0	0.0
Catalog and directory printing (lithographic).		32311K-05	15.2	1.5	2.3	0.0	-1.4	6.9
Advertising printing (lithographic).		32311K-09	13.8	2.0	1.9	0.1	0.4	1.6
Commercial flexographic printing.		32311K-2	23.2	1.2	9.9	1.4	-0.4	0.0
Label and wrapper printing (flexographic).		32311K-21	22.2	0.9	12.9	0.0	-0.3	0.0
Quick printing.		32311K-4	5.1	0.0	0.6	0.0	0.0	0.0
Digital printing.		32311K-5	14.5	0.7	3.4	0.6	0.0	0.1

See footnotes at end of table.

Table 12. Producer price index percentage changes for the net output of selected industries and their products, not seasonally adjusted — Continued
[August 2022]

Title ¹	Industry code	Product code	Unadjusted 12-month percent change ²	Unadjusted 1-month percent change ²				
				Aug. 2021 to Aug. 2022 ^P	Mar. to Apr.	Apr. to May ^P	May to June ^P	June to July ^P
Commercial printing, except screen and books - Continued								
Manifold business forms printing.....		32311K-6	2.4	0.0	0.0	0.0	0.0	0.0
Other commercial printing.....		32311K-9	4.7	0.0	0.0	0.0	0.0	1.2
All other commercial and general job printing.....		32311K-9V	0.3	0.0	0.1	0.0	0.0	0.0
Secondary products and miscellaneous receipts.....		32311K-SM						
Miscellaneous receipts.....		32311K-M	20.5	0.0	0.3	4.7	0.0	0.0
Secondary products.....		32311K-S	52.0	1.6	6.3	15.5	0.2	0.4
Support activities for printing.....	32312		10.0	0.2	0.3	1.9	0.4	0.2
Support activities for printing.....	323120		10.0	0.2	0.3	1.9	0.4	0.2
Primary products.....		323120-P	10.7	0.2	0.3	2.1	0.4	0.2
Softcover, pamphlet, sample book, and other binding of books and materials printed elsewhere.....		323120-3	23.2	1.2	1.7	2.6	1.4	1.1
Miscellaneous binding and postpress work, incl collating, perforating, folding, gluing, etc.....		323120-5	13.0	0.0	0.0	0.3	0.5	0.0
Prepress services, excl platemaking (incl film, assembled flats, color sep., typesetting, etc.).....		323120-7	8.6	0.0	0.0	3.9	0.0	0.0
Printing plates and cylinders, prepared for printing (excl blank plates and blank cylinders).....		323120-9	4.2	0.0	0.0	0.8	0.0	0.0
Secondary products and miscellaneous receipts.....		323120-SM						
Petroleum and coal products manufacturing.....	324		36.2	2.8	10.8	9.9	-11.5	-13.1
Petroleum and coal products mfg.....	3241		36.2	2.8	10.8	9.9	-11.5	-13.1
Petroleum refineries.....	32411		37.5	2.8	11.4	10.2	-12.3	-14.0
Petroleum refineries.....	324110		37.5	2.8	11.4	10.2	-12.3	-14.0
Primary products.....		324110-P	38.1	2.9	11.6	10.5	-12.6	-14.4
Kerosene, except jet fuel.....		324110-B	71.7	5.4	17.4	5.4	-14.3	-7.3
Light fuel oils.....		324110-C	54.0	5.1	11.1	12.9	-14.1	-13.3
Home heating oil and other distillates, NEC.....		324110-C1	59.3	7.6	6.6	5.9	-14.9	-12.4
Diesel fuel.....		324110-C2	53.8	5.0	11.3	13.2	-14.1	-13.4
Heavy fuel oils, including No. 5, No. 6, heavy diesel, gas enrichment oils, etc.....		324110-E	25.5	8.4	0.7	6.3	-4.2	-16.7
Unfinished oils and lubricating oil base stock.....		324110-J	51.1	13.2	9.1	11.2	2.9	-0.5
Liquefied refinery gases, including other aliphatics (feed stock and other uses).....		324110-R	-10.6	-8.9	9.6	-7.6	5.2	-14.5
Other finished petroleum products, including waxes.....		324110-T	24.5	8.0	5.7	-7.9	-18.5	-29.0
Gasoline, including finished base stocks and blending agents.....		324110-1	25.5	-1.6	13.7	13.8	-15.3	-16.2
Motor gasoline, including finished base stocks and blending agents.....		324110-12	25.6	-1.9	13.9	13.9	-15.6	-16.3
Regular gasoline.....		324110-121	24.9	-2.0	13.5	13.9	-16.2	-16.0
Mid-premium gasoline.....		324110-122	24.5	-6.6	20.4	17.6	-14.0	-20.0
Premium gasoline.....		324110-123	30.5	-0.2	16.2	13.5	-11.2	-17.8
Jet fuel.....		324110-6	74.1	13.3	10.0	-0.8	-6.3	-12.8
Asphalt.....		324110-9	60.6	15.8	15.4	6.4	3.2	-5.2
Secondary products and miscellaneous receipts.....		324110-SM1						
Asphalt paving and roofing materials mfg.....	32412		18.2	-0.6	2.2	2.2	1.4	0.8
Asphalt paving mixture & block manufacturing.....	324121		21.8	-2.3	3.2	2.9	2.9	1.0
Primary products.....		324121-P	22.6	-2.4	3.5	3.0	2.9	1.0
Asphalt paving mixtures & blocks.....		324121-0	22.6	-2.4	3.5	3.0	2.9	1.0
Emulsified asphalt, including liquid additives.....		324121-0111	27.6	1.2	9.8	3.9	2.4	-0.1
Other liquid asphalt and tar paving materials, including cut-backs.....		324121-0121	46.2	1.3	5.1	6.2	6.5	4.9
Asphalt and tar paving mixt. (excl liquid), incl bitum. or asph. concrete, asph. paving cement.....		324121-0131	19.3	-4.8	0.5	2.2	2.8	1.0
Secondary products and miscellaneous receipts.....		324121-SM						
Miscellaneous receipts.....		324121-M	12.6	-1.2	0.2	2.0	2.9	0.0
Secondary products.....		324121-S	-	0.0	-1.0	0.0	1.7	0.0
Asphalt shingle and coating materials manufacturing.....	324122		14.5	1.1	1.1	1.6	-0.1	0.5
Primary products.....		324122-P	14.5	1.2	1.3	1.5	-0.2	0.6
Roofing asphalts and pitches, coatings, and cements.....		324122-1	9.7	3.1	-5.0	1.5	1.0	3.2
Prepared asphalt and tar roofing and siding products, incl. saturated felts for nonbuilding use.....		324122-2	15.2	0.9	2.2	1.5	-0.4	0.2
Asphalt smooth-surfaced roll roofing and cap sheets, organic and fiberglass base.....		324122-21	15.9	-2.8	3.5	6.1	0.0	0.2
Asphalt mineral-surfaced roll roofing and cap sheets, organic and fiberglass base.....		324122-22	25.4	1.9	-0.6	7.6	0.3	0.1
Other prepared asphalt and tar products for roofing and siding.....		324122-27	18.7	2.2	0.3	0.8	1.0	0.3
Secondary products and miscellaneous receipts.....		324122-SM						
Other petroleum and coal products mfg.....	32419		25.0	4.9	1.2	4.7	2.9	0.5
Petroleum lubricating oil and grease mfg.....	324191		21.1	4.6	-0.1	5.3	2.9	0.4

See footnotes at end of table.

Table 12. Producer price index percentage changes for the net output of selected industries and their products, not seasonally adjusted — Continued
[August 2022]

Title ¹	Industry code	Product code	Unadjusted 12-month percent change ²	Unadjusted 1-month percent change ²				
				Aug. 2021 to Aug. 2022 ^P	Mar. to Apr.	Apr. to May ^P	May to June ^P	June to July ^P
Petroleum lubricating oil and grease mfg. - Continued								
Primary products.....		324191-P	21.5	4.8	-0.1	5.3	3.0	0.5
Petroleum lubricating oils and greases, refined petroleum.....		324191-0	21.5	4.8	-0.1	5.3	3.0	0.5
Lubricating oils (incl. hydraulic fluids, etc.), refined petroleum.....		324191-011	23.0	4.9	-0.2	5.9	3.0	0.5
Secondary products and miscellaneous receipts.....		324191-SM						
Miscellaneous receipts.....		324191-M	-	-	-	-	0.0	0.3
All other petroleum and coal products mfg.....	324199		41.6	6.1	6.3	2.6	3.0	0.5
Primary products.....		324199-P	42.2	6.0	6.6	2.6	2.9	0.8
Coke oven and blast furnace products, made in coke oven establishments.....		324199-3	39.0	5.5	4.3	0.1	1.7	-0.2
All other petroleum and coal products (excl. coke oven products), made in coke oven estab.....		324199-9	45.2	6.6	8.9	5.0	4.1	1.7
Secondary products and miscellaneous receipts.....		324199-SM						
Chemical mfg.....	325		10.7	2.2	1.2	1.3	0.0	-0.7
Basic chemical mfg.....	3251		18.4	2.0	3.0	2.1	0.5	-2.1
Petrochemical mfg.....	32511		-8.5	0.2	3.9	2.2	-1.6	-13.3
Petrochemical manufacturing.....	325110		-8.8	0.3	3.9	2.3	-1.9	-13.3
Primary products.....		325110-P	-12.1	1.7	3.7	2.7	-4.0	-13.8
Secondary products and miscellaneous receipts.....		325110-SM						
Industrial gas mfg.....	32512		20.1	0.2	1.5	0.7	0.3	-0.1
Industrial gas manufacturing.....	325120		20.1	0.2	1.5	0.7	0.3	-0.1
Primary products.....		325120-P	20.6	0.1	1.5	0.7	0.3	-0.1
Oxygen.....		325120-A	14.9	0.0	0.1	0.1	0.4	-2.8
Argon and hydrogen.....		325120-C	-2.8	0.0	-0.3	0.6	0.0	-0.4
Other industrial gases (including fluorocarbon and acetylene).....		325120-T	25.9	0.2	2.0	0.0	0.0	0.0
Carbon dioxide.....		325120-4	25.5	0.1	2.9	13.8	5.6	0.7
Nitrogen.....		325120-7	12.9	0.0	0.2	0.1	-0.4	0.3
Secondary products and miscellaneous receipts.....		325120-SM						
Synthetic dye and pigment mfg.....	32513		20.0	3.1	3.5	1.8	0.5	3.1
Synthetic dye and pigment manufacturing.....	325130		20.0	3.1	3.5	1.8	0.5	3.1
Primary products.....		325130-P	20.5	3.2	3.8	1.8	0.4	3.3
All other inorganic pigments, including TiO ₂ , chrome colors, and other white opaque pigments.....		325130-N	-	3.5	5.3	1.4	0.4	4.4
Synthetic organic dyes, pigments, lakes, and toners.....		325130-R	-	2.6	0.1	2.7	0.2	0.3
Synthetic organic dyes.....		325130-R8	29.5	-0.2	1.4	2.1	1.6	0.0
Synthetic organic pigments, lakes, and toners.....		325130-R9	12.1	4.0	-0.5	3.0	-0.4	0.5
Secondary products and miscellaneous receipts.....		325130-SM						
Secondary products.....		325130-S	-	0.4	0.0	3.1	3.4	0.4
Other basic inorganic chemical manufacturing.....	32518		35.6	3.3	2.7	1.3	3.4	0.1
Other basic inorganic chemical manufacturing.....	325180		35.5	3.3	2.7	1.3	3.5	0.1
Primary products.....		325180-P	29.3	3.2	3.0	1.3	3.6	0.1
Potassium and sodium compounds, excluding bleaches, alkalies, and alum.....		325180-A	26.0	0.2	2.6	1.1	3.0	2.9
All other inorganic chemicals.....		325180-H	11.3	0.6	-0.8	-0.2	-0.4	1.1
Inorganic acids, excluding nitric, sulfuric and phosphoric.....		325180-3	34.2	3.9	3.1	-0.4	0.7	2.1
Sodium hydroxide (caustic soda).....		325180-4	65.4	-0.5	9.1	2.3	6.7	0.5
Carbon black, all processes.....		325180-6	51.6	5.4	-0.1	3.0	2.0	-1.2
Other alkalies.....		325180-7	48.3	4.7	2.5	2.3	8.2	3.4
Sulfuric acid.....		325180-9	48.4	5.4	19.4	4.6	-0.1	-10.2
Secondary products and miscellaneous receipts.....		325180-SM						
Miscellaneous receipts.....		325180-M	60.1	0.7	2.6	2.3	0.0	0.0
Secondary products.....		325180-S	35.6	11.2	0.7	-1.6	11.1	-0.2
Other basic organic chemical mfg.....	32519		21.7	2.4	2.9	2.4	0.1	0.0
Ethyl alcohol manufacturing.....	325193		14.8	3.4	5.5	4.7	-4.9	-3.0
Primary products.....		325193-P	10.4	3.7	10.4	3.7	-5.4	-4.3
Ethyl alcohol.....		325193-0	10.4	3.7	10.4	3.7	-5.4	-4.3
Secondary products and miscellaneous receipts.....		325193-SM						
Secondary products.....		325193-S	10.9	3.6	-5.0	-6.3	-5.3	-0.5
Cyclic crude, intermediate, and gum and wood chemical mfg.....	325194		13.7	1.1	0.1	-1.0	0.1	0.9
Primary products.....		325194-P	18.2	1.0	0.7	0.3	2.1	0.5
Gum and wood chemicals, including wood distillation products.....		325194-1	19.6	-1.5	2.9	0.4	1.1	4.2
Cyclic crude and intermediate chemicals.....		325194-2	17.8	1.7	0.1	0.3	2.4	-0.6
Secondary products and miscellaneous receipts.....		325194-SM						

See footnotes at end of table.

Table 12. Producer price index percentage changes for the net output of selected industries and their products, not seasonally adjusted — Continued
 [August 2022]

Title ¹	Industry code	Product code	Unadjusted 12-month percent change ²	Unadjusted 1-month percent change ²				
			Aug. 2021 to Aug. 2022 ^P	Mar. to Apr.	Apr. to May ^P	May to June ^P	June to July ^P	July to Aug. ^P
All other basic organic chemical manufacturing.....	325199		25.6	2.1	2.1	1.7	2.4	1.2
Primary products.....		325199-P	23.4	1.9	2.4	1.6	2.9	0.8
Natural organic chemicals.....		325199-E	39.1	-0.8	0.0	2.5	2.8	2.1
Synthetic organic chemicals for use as flavor and perfume materials.....		325199-H	19.1	-0.3	0.4	0.3	0.0	1.9
Synthetic organic plasticizers.....		325199-N	45.9	4.1	10.5	0.0	6.3	-4.8
Other synthetic organic chemicals.....		325199-R	20.5	-0.7	2.0	-1.7	3.4	-0.7
Miscellaneous end use chemicals and chemical products, excluding urea.....		325199-T	18.2	2.3	-0.1	2.6	0.9	3.7
Miscellaneous cyclic and acyclic chemicals and chemical products, excluding fatty acid esters.....		325199-V	32.3	3.0	6.5	2.2	5.4	0.0
Fatty acids.....		325199-1	34.5	6.0	1.6	4.9	4.2	-4.1
Industrial organic flavor oil mixtures and blends.....		325199-7	21.1	0.0	0.8	0.0	3.8	0.7
Secondary products and miscellaneous receipts.....		325199-SM						
Miscellaneous receipts.....		325199-M	8.6	0.0	0.0	7.0	0.0	-0.1
Secondary products.....		325199-S	-	3.9	0.9	1.2	0.1	3.7
Resin, synthetic rubber, and artificial/synthetic fiber/filaments mfg.....	3252		-1.8	3.6	1.6	0.9	-1.0	-2.6
Resin and synthetic rubber mfg.....	32521		-2.6	3.6	1.7	1.0	-1.1	-2.8
Plastics material and resins mfg.....	325211		-3.5	3.6	1.8	0.9	-1.5	-3.0
Primary products.....		325211-P	-5.2	4.2	2.0	0.9	-1.7	-3.6
Thermoplastic resins and plastics materials.....		325211-1	-7.8	4.6	1.7	0.8	-2.2	-4.0
Thermosetting resins and plastics materials.....		325211-4	17.9	0.8	4.2	1.7	1.7	-0.3
Secondary products and miscellaneous receipts.....		325211-SM						
Synthetic rubber manufacturing.....	325212		9.3	3.2	0.7	1.9	3.7	0.1
Primary products.....		325212-P	9.7	3.4	0.5	2.0	3.9	0.1
Synthetic rubber (vulcanizable elastomers).....		325212-0	9.7	3.4	0.5	2.0	3.9	0.1
Secondary products and miscellaneous receipts.....		325212-SM						
Artificial fibers and filaments manufacturing.....	32522		7.6	3.0	0.1	0.2	0.9	-0.6
Artificial fibers and filaments manufacturing.....	325220		7.5	3.0	0.1	0.2	0.9	-0.5
Primary products.....		325220-P	7.2	2.7	-0.1	0.3	1.2	-0.2
Polyester manufactured fibers.....		325220-7	28.5	8.8	0.6	0.6	4.0	-0.8
Other noncellulosic organic fibers, incl. polyamide, polyolefin, and producer-textured.....		325220-9	1.8	0.9	-0.4	0.2	0.3	0.0
Secondary products and miscellaneous receipts.....		325220-SM						
Pesticide, fertilizer, and other agricultural chemical mfg.....	3253		29.7	11.1	-0.7	-1.6	-3.9	-2.1
Fertilizer mfg.....	32531		24.8	4.2	-0.2	-4.3	-7.0	-4.0
Nitrogenous fertilizer manufacturing.....	325311		44.7	8.1	-0.9	-5.4	-11.0	-7.8
Primary products.....		325311-P	45.1	8.3	-0.9	-5.7	-11.3	-8.1
Synthetic ammonia, nitric acid, ammonium compounds, and urea.....		325311-A	47.8	8.6	-0.9	-5.9	-11.7	-8.4
Fertilizer materials of organic origin.....		325311-7	6.1	0.0	0.0	0.0	0.0	0.0
Secondary products and miscellaneous receipts.....		325311-SM						
Secondary products.....		325311-S	37.8	0.0	-0.3	9.9	0.0	0.0
Phosphatic fertilizer manufacturing.....	325312		16.8	1.7	0.3	-4.6	-4.4	-1.6
Primary products.....		325312-P	16.0	1.6	0.2	-4.9	-4.5	-1.4
Phosphoric acid, superphosphates, and other phosphatic fertilizer materials.....		325312-A	15.6	1.5	0.0	-7.1	-5.5	0.0
Mixed fertilizers, made in plants which manufacture fertilizer materials.....		325312-7	17.6	2.0	1.0	4.2	-0.8	-6.4
Secondary products and miscellaneous receipts.....		325312-SM						
Fertilizer, mixing only, manufacturing.....	325314		11.3	1.4	0.3	-1.0	-4.0	-1.3
Primary products.....		325314-P	9.9	1.4	0.2	-1.0	-4.2	-1.1
Mixed fertilizers, mixing only.....		325314-0	9.9	1.4	0.2	-1.0	-4.2	-1.1
Mixed fertilizers, dry, mixing only.....		325314-01	8.5	1.7	0.6	-0.4	-4.6	0.0
Mixed fertilizers, liquid, mixing only.....		325314-02	16.1	0.0	-1.0	-3.3	-2.2	-5.4
Secondary products and miscellaneous receipts.....		325314-SM						
Miscellaneous receipts.....		325314-M	38.3	-	-	-	-2.2	-4.0
Pesticide and other agricultural chemical mfg.....	32532		36.8	23.7	-1.6	2.7	0.7	0.3
Pesticide and other agricultural chemical manufacturing.....	325320		36.8	23.7	-1.6	2.7	0.7	0.3
Primary products.....		325320-P	39.0	25.1	-1.7	2.8	0.7	0.3
Agricultural and commercial pesticides and chemicals.....		325320-1	43.9	29.5	-1.9	2.7	0.8	0.4
Lawn and garden pesticides and chemicals.....		325320-4	6.7	1.7	0.0	0.0	0.0	-0.8
Household and institutional pesticides and chemicals.....		325320-7	15.9	0.0	0.0	5.0	0.0	0.0
Secondary products and miscellaneous receipts.....		325320-SM						
Pharmaceutical and medicine mfg.....	3254		4.6	0.1	0.1	1.4	0.3	0.2
Pharmaceutical and medicine mfg.....	32541		4.6	0.1	0.1	1.4	0.3	0.2

See footnotes at end of table.

Table 12. Producer price index percentage changes for the net output of selected industries and their products, not seasonally adjusted — Continued
[August 2022]

Title ¹	Industry code	Product code	Unadjusted 12-month percent change ²	Unadjusted 1-month percent change ²				
				Aug. 2021 to Aug. 2022 ^P	Mar. to Apr.	Apr. to May ^P	May to June ^P	June to July ^P
Medicinal and botanical manufacturing.....	325411		1.7	0.1	-1.1	0.5	0.1	0.1
Primary products.....		325411-P	1.7	0.1	-1.1	0.5	0.1	0.1
Synthetic organic medicinal chemicals, medicinal & botanical drugs, & other products.....		325411-0	1.7	0.1	-1.1	0.5	0.1	0.1
Pharmaceutical preparation manufacturing.....	325412		4.5	0.1	0.1	1.6	0.4	0.3
Primary products.....		325412-P	2.6	0.1	0.0	0.2	0.5	0.0
Pharmaceuticals acting on the respiratory system, for human use.....		325412-A	1.2	0.1	0.0	0.0	0.0	0.0
Antihistamines and bronchodilators, including antiasthmatics.....		325412-A111	3.6	0.0	0.0	0.0	0.0	0.0
Other respiratory preparations.....		325412-A112	0.4	0.2	0.0	0.0	0.0	0.0
Other respiratory preparations, over-the-counter.....		325412-A112OC	2.3	1.1	0.0	0.0	0.0	0.0
Other respiratory preparations, prescription.....		325412-A112RX	0.0	0.0	0.0	0.0	0.0	0.0
Pharmaceuticals acting on the digestive or the genito-urinary systems, for human use.....		325412-D	0.1	-1.2	0.2	0.2	0.0	0.0
Other digestive or genito-urinary preparations.....		325412-D112	0.1	-1.2	0.2	0.2	0.0	0.0
Other digestive or genito-urinary preparations, prescription.....		325412-D112RX	0.1	-1.4	0.3	0.3	0.0	0.0
Pharmaceuticals acting on the skin, for human use.....		325412-G	0.2	0.0	0.0	0.0	0.0	0.0
Other pharmaceutical preparations acting on the skin.....		325412-G311	0.3	0.0	0.0	0.0	0.0	0.0
Anti-acne preparations.....		325412-G411	0.0	0.0	0.0	0.0	0.0	0.0
Vitamin, nutrient, and hematinic preparations, for human use.....		325412-L	5.7	0.4	-0.1	0.0	3.7	0.4
Multivitamins.....		325412-L111	11.5	0.5	0.0	0.1	8.6	0.0
Other vitamins and nutrients.....		325412-L112	1.6	0.2	-0.1	-0.1	0.1	0.7
Pharmaceuticals affecting parasitic and infective diseases, for human use.....		325412-Q	1.6	0.0	0.0	0.0	0.0	0.0
Broad and medium spectrum antibiotics.....		325412-Q111	0.5	0.0	0.0	0.0	0.0	0.0
Systemic antivirals.....		325412-Q112	3.5	0.0	0.0	0.0	0.0	0.0
Other parasitic and infective diseases.....		325412-Q113	1.4	0.0	0.0	0.0	0.0	0.0
Pharmaceuticals affecting neoplasms, the endocrine system, & metabolic diseases, for human use.....		325412-1	1.9	0.0	0.0	0.0	0.1	0.1
Cancer therapy products.....		325412-1111	4.6	0.0	0.0	0.0	1.3	0.0
Insulin/antidiabetes products.....		325412-1112	3.0	0.0	0.0	0.0	0.3	0.0
Other neoplasms, endocrine system, and metabolic diseases.....		325412-1113	1.2	0.0	0.0	0.0	0.0	0.0
Hormones and oral contraceptives.....		325412-1114	1.9	0.0	0.0	0.0	0.1	1.2
Pharmaceuticals acting on the central nervous system and the sense organs, for human use.....		325412-4	4.1	0.0	0.0	0.0	0.8	0.0
Analgesics.....		325412-4111	5.7	0.0	0.0	0.0	0.0	0.0
Psychotherapeutics.....		325412-4112	2.6	0.0	0.0	-0.3	0.0	0.0
Antidepressants.....		325412-41121	2.7	0.0	0.0	0.0	0.0	0.0
Other psychotherapeutics, including tranquilizers.....		325412-41123	2.6	0.0	0.0	-0.6	0.0	0.0
Other central nervous system and sense organs.....		325412-4113	3.3	0.0	0.0	0.0	1.9	0.0
Anticonvulsants.....		325412-4114	3.1	0.0	0.0	0.0	0.0	0.0
Analgesics, over-the-counter.....		325412-4111OC	4.6	0.0	0.0	0.0	0.0	0.5
Analgesics, prescription.....		325412-4111RX	5.8	0.0	0.0	0.0	0.0	0.0
Pharmaceuticals acting on the cardiovascular system, for human use.....		325412-7	0.7	0.0	0.0	0.0	0.0	0.0
Other cardiovascular preparations.....		325412-7113	-0.2	0.0	0.0	0.0	0.0	0.0
Secondary products and miscellaneous receipts.....		325412-SM						
Miscellaneous receipts.....		325412-M	22.0	0.8	0.8	14.2	-0.6	2.1
Secondary products.....		325412-S	3.6	0.0	0.0	0.0	0.0	0.0
In-vitro diagnostic substance manufacturing.....	325413		9.1	0.0	0.5	0.0	0.0	0.0
Primary products.....		325413-P	9.7	0.0	0.6	0.0	0.0	0.0
In-vitro diagnostic substances.....		325413-0	9.7	0.0	0.6	0.0	0.0	0.0
Secondary products and miscellaneous receipts.....		325413-SM						
Other biological product manufacturing.....	325414		2.5	0.4	0.0	-0.1	0.0	0.0
Primary products.....		325414-P	2.5	0.4	0.0	-0.1	0.0	0.0
Biological products, excluding diagnostic, for veterinary, industrial, and all other misc. uses.....		325414-A	-	0.0	0.0	-0.8	-0.4	-
Biological products, excluding diagnostic, for human use.....		325414-T	3.0	0.5	0.0	0.0	0.1	0.0
Secondary products and miscellaneous receipts.....		325414-SM1						
Paint, coating & adhesive mfg.....	3255		23.4	4.3	0.9	1.7	1.5	0.7
Paint and coating mfg.....	32551		24.0	5.3	0.7	1.2	2.0	0.3
Paint and coating manufacturing.....	325510		24.0	5.3	0.7	1.2	2.0	0.3
Primary products.....		325510-P	24.6	5.4	0.6	1.3	2.2	0.3
Miscellaneous allied paint products including paint and varnish removers, thinners, etc.....		325510-B	14.5	3.4	0.4	2.2	-0.9	0.2
Architectural coatings.....		325510-1	27.0	9.6	0.8	0.3	0.9	0.1
Exterior architectural coatings.....		325510-11	35.5	10.4	1.5	0.1	1.4	0.2
Interior architectural coatings.....		325510-12	22.4	9.2	0.4	0.4	0.6	0.0

See footnotes at end of table.

Table 12. Producer price index percentage changes for the net output of selected industries and their products, not seasonally adjusted — Continued
 [August 2022]

Title ¹	Industry code	Product code	Unadjusted 12-month percent change ²	Unadjusted 1-month percent change ²				
			Aug. 2021 to Aug. 2022 ^P	Mar. to Apr.	Apr. to May ^P	May to June ^P	June to July ^P	July to Aug. ^P
Paint and coating manufacturing - Continued								
Product finishes for original equipment manufacturers (OEM), excluding marine coatings.....		325510-4	23.2	2.9	0.0	1.2	7.3	0.0
Transportation finishes, except powdered and high-solids coatings.....		325510-41	8.8	1.9	-2.5	1.6	3.8	0.0
All other product finishes for original equipment manufacturers (OEM), excluding marine coating.....		325510-42	29.4	3.3	1.0	1.1	8.6	0.0
Special purpose coatings incl. marine, industrial, construction and maintenance coatings, etc.....		325510-7	24.2	0.7	1.0	3.5	-0.4	1.4
Automotive, other transportation and machinery refinish paints and enamels, including primers.....		325510-71	26.5	0.0	0.3	1.0	6.6	0.8
Special purpose coatings, including all marine coatings and traffic marking paints.....		325510-72	23.2	1.0	1.3	4.5	-3.1	1.7
Secondary products and miscellaneous receipts.....		325510-SM						
Secondary products.....		325510-S	23.5	13.0	3.6	0.0	0.9	0.5
Adhesive mfg.....	32552		22.2	2.3	1.3	2.7	0.3	1.7
Adhesive manufacturing.....	325520		22.2	2.3	1.3	2.7	0.3	1.7
Primary products.....		325520-P	21.9	2.5	1.4	2.8	0.0	1.8
Nonstructural caulking compounds and sealants.....		325520-A	31.2	2.5	0.9	5.4	0.3	1.1
Structural sealants (load bearing).....		325520-B	6.5	0.0	0.1	0.0	0.8	0.0
Synthetic resin & rubber adhesives, incl all types of bonding & laminating adhesives.....		325520-4	20.3	1.8	1.8	2.2	-0.2	2.3
Epoxy adhesives.....		325520-41	12.8	0.0	0.0	0.2	0.1	4.0
Other synthetic resin and rubber adhesives.....		325520-46	19.4	1.5	2.8	0.6	-0.6	0.8
Secondary products and miscellaneous receipts.....		325520-SM						
Miscellaneous receipts.....		325520-M	-	0.4	0.6	0.0	-	-
Secondary products.....		325520-S	29.9	0.6	0.2	4.0	0.8	1.7
Soap, cleaners, and toilet preparation mfg.....	3256		10.8	1.3	1.1	0.6	0.9	0.6
Soap & cleaning compound mfg.....	32561		12.3	1.0	1.8	0.5	1.6	0.8
Soap and other detergent manufacturing.....	325611		9.0	0.2	2.4	0.9	0.3	0.5
Primary products.....		325611-P	7.3	0.2	2.6	0.6	0.3	0.6
Soaps and detergents, commercial, industrial, and institutional.....		325611-1	13.6	0.4	3.1	1.4	0.7	1.0
Commercial, industrial, and institutional hard surface cleaners.....		325611-11	6.9	1.3	1.5	0.0	0.6	0.1
Commercial, industrial, and institutional laundry detergents.....		325611-12	10.9	0.5	0.5	2.1	0.1	0.1
Commercial, industrial, and institutional dishwashing detergents.....		325611-13	17.7	0.1	7.3	1.9	0.0	1.1
Commercial, industrial, and institutional metal cleaners.....		325611-14	19.6	3.3	0.0	0.0	0.2	0.2
Dairy, farm, and food plant cleaners, sanitizers, etc.....		325611-16	-	0.2	0.0	0.0	4.6	-
Commercial, industrial, and institutional soaps, excluding specialty cleaners.....		325611-17	12.7	-0.2	1.1	1.0	1.9	3.7
Commercial, industrial, and institutional scouring cleaners.....		325611-18	0.1	0.0	0.1	0.0	0.0	0.0
Household detergents.....		325611-4	1.6	0.0	2.2	0.1	0.0	0.1
Household alkaline detergents and cleaners.....		325611-45	10.5	0.1	8.3	0.3	0.0	0.3
Household dry and liquid laundry detergents.....		325611-46	-1.6	0.0	0.0	0.0	0.0	0.0
Soaps, excluding specialty cleaners, household.....		325611-7	8.3	0.1	1.4	0.0	0.0	0.8
Secondary products and miscellaneous receipts.....		325611-SM						
Miscellaneous receipts.....		325611-M	18.1	0.0	12.0	0.2	0.0	0.2
Secondary products.....		325611-S	14.9	0.1	1.1	2.0	0.5	0.2
Polish and other sanitation good mfg.....	325612		9.5	0.8	1.3	0.2	0.1	1.1
Primary products.....		325612-P	8.9	0.3	0.7	0.3	0.1	1.6
Polishing preparations and related products.....		325612-7	15.5	1.6	0.4	0.0	-0.1	1.2
Specialty cleaning and sanitation products.....		325612-8	10.8	0.1	1.0	0.5	0.2	2.2
Disinfectants, nonagricultural, industrial and institutional.....		325612-81	16.7	0.0	1.4	1.3	1.6	0.0
Air and room fresheners.....		325612-83	19.7	0.0	0.3	0.0	0.0	8.9
Laundry fabric softeners and rinses, liquid and dry.....		325612-88	2.9	0.0	1.5	0.0	0.0	0.0
Other specialty cleaning and sanitation products.....		325612-89	10.3	0.2	0.7	0.7	-0.1	1.6
Secondary products and miscellaneous receipts.....		325612-SM						
Miscellaneous receipts.....		325612-M	9.7	2.6	4.2	0.0	0.0	0.0
Surface active agent manufacturing.....	325613		20.5	2.5	1.1	0.0	5.1	1.1
Primary products.....		325613-P	20.2	2.1	1.1	-0.1	5.5	1.1
Surfactants, finishing agents, and assistants.....		325613-0	20.2	2.1	1.1	-0.1	5.5	1.1
Textile and leather assistants and finishes.....		325613-01	26.8	0.0	0.8	0.0	21.4	-2.0
Surfactants (bulk surface active agents).....		325613-02	19.2	2.4	1.2	-0.1	3.2	1.7
Secondary products and miscellaneous receipts.....		325613-SM						
Toilet preparation mfg.....	32562		9.1	1.7	0.3	0.7	0.2	0.4
Toilet preparation manufacturing.....	325620		9.1	1.7	0.3	0.7	0.2	0.4
Primary products.....		325620-P	6.5	0.1	0.4	0.8	0.2	0.6

See footnotes at end of table.

Table 12. Producer price index percentage changes for the net output of selected industries and their products, not seasonally adjusted — Continued
 [August 2022]

Title ¹	Industry code	Product code	Unadjusted 12-month percent change ²	Unadjusted 1-month percent change ²				
				Aug. 2021 to Aug. 2022 ^P	Mar. to Apr.	Apr. to May ^P	May to June ^P	June to July ^P
Toilet preparation manufacturing - Continued								
Denture cleaners, mouthwashes, gargles, and rinses.....		325620-A	-	0.2	0.5	6.9	0.2	0.0
Creams, lotions, and oils, excluding shaving, hair, and deodorant.....		325620-D	5.9	0.1	0.5	0.0	0.0	0.0
Other cosmetics and toilet preparations.....		325620-G	5.0	0.0	0.1	0.0	0.3	0.0
Shaving preparations.....		325620-1	-	0.0	0.1	0.0	0.9	0.2
Perfumes, toilet waters, and colognes.....		325620-4	6.7	0.4	0.0	3.4	0.0	0.0
Hair preparations (including shampoos).....		325620-7	8.5	0.0	1.1	0.0	0.0	2.5
Hair preparations incl professional, consumer, and cream/gel shampoos.....		325620-71	9.5	0.0	1.5	0.0	0.0	2.6
Hair tonics and hair dressings incl professional and consumer use.....		325620-72	5.4	0.0	0.0	0.0	0.0	2.3
Secondary products and miscellaneous receipts.....		325620-SM						
Secondary products.....		325620-S	-	0.0	0.3	2.8	1.1	0.3
Other chemical product & preparation mfg.....	3259		12.5	1.3	1.8	1.8	-0.5	1.7
Printing ink mfg.....	32591		10.8	0.9	3.5	-0.3	0.1	1.5
Printing ink manufacturing.....	325910		10.8	0.9	3.5	-0.3	0.1	1.5
Primary products.....		325910-P	11.1	0.9	3.6	-0.3	0.1	1.6
Flexographic printing inks.....		325910-A	31.2	0.0	10.4	0.0	0.1	5.5
Nonimpact/digital inks.....		325910-E	4.8	2.2	0.0	-1.0	0.2	0.5
All other printing inks.....		325910-H	7.4	1.0	-0.4	0.5	0.0	0.0
Lithographic and offset inks.....		325910-6	10.9	0.1	5.3	0.1	0.0	0.7
News and nonheat web offset printing inks.....		325910-61	13.2	0.0	7.8	0.0	0.0	0.0
Publication and commercial web inks.....		325910-62	9.1	0.0	5.8	0.0	0.0	0.0
Sheet-fed general inks.....		325910-63	14.7	0.0	3.9	0.4	0.0	2.1
Sheet-fed packaging inks.....		325910-64	10.8	0.3	2.9	0.3	0.2	1.9
Gravure printing inks.....		325910-7	0.5	0.0	0.0	0.4	0.0	0.0
Secondary products and miscellaneous receipts.....		325910-SM						
Miscellaneous receipts.....		325910-M	3.5	1.8	0.0	0.1	0.3	0.0
Secondary products.....		325910-S	7.5	1.9	1.2	0.0	0.3	0.2
Explosives mfg.....	32592		12.8	1.4	-0.6	0.8	1.4	0.2
Explosives manufacturing.....	325920		12.8	1.4	-0.6	0.8	1.4	0.2
Primary products.....		325920-P	14.2	2.2	-1.2	0.9	1.7	0.2
Explosives.....		325920-0	14.2	2.2	-1.2	0.9	1.7	0.2
Secondary products and miscellaneous receipts.....		325920-SM						
All other chemical product & preparation mfg.....	32599		12.7	1.3	1.7	2.2	-0.7	1.8
Custom compounding of purchased resins.....	325991		10.7	-0.5	0.7	0.8	0.3	0.4
Primary products.....		325991-P	11.6	-0.5	0.8	0.9	0.4	0.4
Custom compounding of purchased resins and color concentrates.....		325991-0	11.6	-0.5	0.8	0.9	0.4	0.4
Secondary products and miscellaneous receipts.....		325991-SM						
Photographic film and chemical manufacturing.....	325992		10.4	5.2	0.0	0.7	-0.7	0.9
Primary products.....		325992-P	11.8	6.1	-0.2	0.8	-1.1	0.9
Photographic sensitized film, plates, paper, & cloth.....		325992-T	12.7	8.1	-0.2	1.0	-1.5	1.2
Photographic sensitized film, plates, paper, & cloth, silver-halide-type (excluding X-ray).....		325992-T1	13.8	13.6	-0.4	0.9	-2.3	1.9
Sensitized photographic film, plates, paper & cloth, other than silver-halide-type, incl. X-ray.....		325992-T3	11.1	0.0	0.0	1.1	0.0	0.0
Prepared photographic chemicals.....		325992-5	8.7	-0.1	0.1	0.1	0.0	0.0
Secondary products and miscellaneous receipts.....		325992-SM						
Other miscellaneous chemical product manufacturing.....	325998		15.0	0.4	3.1	3.8	-1.2	3.0
Primary products.....		325998-P	15.7	0.5	3.2	4.2	-1.4	3.4
Water treating compounds.....		325998-A	17.0	4.7	0.3	2.3	-2.4	0.2
All other chemical preparations, including essential oils.....		325998-J	15.5	0.3	4.8	5.3	-1.5	4.6
Secondary products and miscellaneous receipts.....		325998-SM						
Miscellaneous receipts.....		325998-M	-0.7	0.2	0.0	0.0	0.0	0.0
Secondary products.....		325998-S	17.5	0.1	3.3	0.0	0.1	0.1
Plastics and rubber products mfg.....	326		15.0	1.4	1.0	1.2	0.9	0.5
Plastics product mfg.....	3261		15.0	1.3	1.0	1.3	0.9	0.5
Unsupported plastics film, sheet, and bag mfg.....	32611		7.7	1.3	0.1	1.1	0.9	-0.3
Plastics bag and pouch manufacturing.....	326111		5.2	0.1	0.8	1.3	0.4	0.0
Primary products.....		326111-P	5.2	0.0	0.9	1.3	0.4	0.0
Single-web film specialty bags, pouches, and liners.....		326111-1	4.8	0.0	0.8	1.4	0.4	0.0
Polyethylene grocery and variety bags and pouches.....		326111-11	0.9	0.2	-1.0	2.7	0.8	-0.1
Polyethylene refuse bags.....		326111-12	5.7	0.1	1.7	1.1	0.0	1.3

See footnotes at end of table.

Table 12. Producer price index percentage changes for the net output of selected industries and their products, not seasonally adjusted — Continued
 [August 2022]

Title ¹	Industry code	Product code	Unadjusted 12-month percent change ²	Unadjusted 1-month percent change ²				
			Aug. 2021 to Aug. 2022 ^P	Mar. to Apr.	Apr. to May ^P	May to June ^P	June to July ^P	July to Aug. ^P
Plastics bag and pouch manufacturing - Continued								
Other polyethylene bags, pouches, and liners.....		326111-15	6.8	-0.5	6.6	0.4	0.6	-1.0
Coextruded single-web film specialty bags, pouches, & liners.....		326111-16	9.0	0.0	-1.9	0.4	0.0	0.0
Multweb film/film combination specialty bags, pouches, and liners.....		326111-3	9.4	0.3	2.1	0.3	0.9	0.0
Secondary products and miscellaneous receipts.....		326111-SM						
Secondary products.....		326111-S	6.3	1.5	-0.2	2.6	-0.5	-1.1
Plastics packaging film and sheet mfg.....								
Primary products.....	326112	326112-P	1.3	1.7	-1.5	-1.1	1.7	-0.5
Single-web film, rolls, and sheets, including coextruded, for flexible packaging uses.....		326112-1	0.9	2.2	-2.6	-1.2	2.6	-0.9
Single-web film, rolls, and sheets for flexible packaging uses.....		326112-11	-0.1	2.1	-3.2	-1.6	3.1	-0.5
Coextruded single-web film, for flexible packaging uses.....		326112-12	5.6	2.4	0.0	0.5	0.3	-2.6
Film/film multiweb laminated rolls and sheets, excluding foil, for flexible packaging uses.....		326112-3	-1.7	0.1	0.3	-2.2	0.9	-0.1
Secondary products and miscellaneous receipts.....		326112-SM						
Secondary products.....		326112-S	14.0	3.0	1.1	2.2	-1.7	1.1
Nonpackaging plastics film and sheet mfg.....								
Primary products.....	326113	326113-P	13.8	1.6	0.9	2.6	0.6	-0.3
Unlaminated plastics film and sheet, excluding packaging.....		326113-0	14.6	0.5	1.9	3.2	0.5	-0.4
Unlaminated polyethylene film and sheet.....		326113-01	7.0	1.0	-0.1	4.4	0.3	-0.8
Unlaminated vinyl and vinyl copolymer film and sheet.....		326113-03	26.3	1.8	3.5	4.8	0.3	0.0
Miscellaneous unlaminated plastics film and sheet.....		326113-04	18.0	-0.9	3.3	2.5	1.6	0.4
Secondary products and miscellaneous receipts.....		326113-SM						
Secondary products.....		326113-S	12.2	10.5	-5.5	-0.9	1.2	0.5
Plastics pipe/fitting/unsupported shapes mfg.....								
Unlaminated plastics profile shape manufacturing.....	326121	326121-P	20.7	1.1	1.6	0.3	1.4	0.5
Primary products.....		326121-0	14.3	0.2	-0.1	-0.6	0.5	1.6
Unlaminated plastics profile shapes.....		326121-SM	14.3	-0.1	-0.2	-0.7	0.5	1.7
Secondary products and miscellaneous receipts.....		326121-S						
Plastics pipe and pipe fitting manufacturing.....								
Primary products.....	326122	326122-P	23.5	1.5	2.4	0.7	1.7	0.0
Plastics pipe.....		326122-1	23.7	1.4	2.4	0.6	1.9	-0.1
Plastics drain, waste and vent pipe.....		326122-11	22.6	1.3	2.4	-0.2	2.2	-0.2
Plastics water pipe.....		326122-13	25.0	1.4	3.7	-1.6	4.5	-1.7
Plastics sewer, stormdrain, and water main pipe.....		326122-18	32.1	0.4	3.7	0.2	1.0	0.2
Other plastics pipe.....		326122-1B	30.2	2.2	2.8	0.9	1.0	1.4
Plastics pipe fittings and unions.....		326122-3	1.7	2.3	0.0	0.0	0.2	0.0
Secondary products and miscellaneous receipts.....		326122-SM	28.4	1.7	2.7	4.3	0.2	0.5
Miscellaneous receipts.....		326122-M	20.6	6.7	0.9	0.5	-4.9	5.2
Secondary products.....		326122-S1	19.0	1.3	1.8	4.1	0.5	-0.1
Laminated plastics plate, sheet, and shape mfg.....								
Primary products.....	326130	326130-P	17.1	1.8	0.0	0.3	2.0	1.3
Laminated plastics plate, sheet (except packaging), and shapes.....		326130-0	17.7	2.0	0.0	0.3	2.1	1.4
Secondary products and miscellaneous receipts.....		326130-SM	17.7	2.0	0.0	0.3	2.1	1.4
Secondary products.....		326130-S	-	0.1	0.0	0.4	0.1	-
Polystyrene foam product mfg.....								
Primary products.....	326140	326140-P	42.6	3.5	3.1	1.8	0.5	1.9
Packaging, polystyrene foam products.....		326140-2	42.6	3.5	3.1	1.8	0.5	1.9
Polystyrene foam food containers.....		326140-21	43.4	4.1	3.0	2.2	0.6	2.7
Polystyrene foam protective shipping pads, shaped cushioning, etc.....		326140-22	48.6	7.6	3.0	0.8	0.4	6.0
Building and construction polystyrene foam products.....		326140-3	38.4	0.1	4.7	0.8	0.7	0.8
Consumer and institutional polystyrene foam products.....		326140-5	66.1	22.0	0.3	0.8	0.0	14.6
All other polystyrene foam products incl. transportation application uses.....		326140-9	45.0	6.0	2.4	0.0	2.7	0.4
Secondary products and miscellaneous receipts.....		326140-SM	37.3	-0.4	3.5	4.9	-0.1	-0.3
			45.1	6.3	1.6	1.2	0.3	6.6
Foam product (ex polystyrene) mfg.....								
Primary products.....	326150	326150-P	8.4	0.2	0.2	2.8	0.3	-1.5
Packaging polyurethane foam products.....		326150-2	8.4	0.2	0.2	2.8	0.3	-1.5
Furniture and furnishings polyurethane foam products.....		326150-4	8.1	0.2	0.2	3.1	0.2	-1.6
Polyurethane foam formed & slab stock for pillows/seating/etc.....		326150-41	1.1	0.0	0.0	0.0	0.0	0.0
			12.2	0.4	0.2	4.9	0.0	-3.7
			6.8	1.3	1.0	-0.4	0.2	-3.7

See footnotes at end of table.

Table 12. Producer price index percentage changes for the net output of selected industries and their products, not seasonally adjusted — Continued
[August 2022]

Title ¹	Industry code	Product code	Unadjusted 12-month percent change ²	Unadjusted 1-month percent change ²				
			Aug. 2021 to Aug. 2022 ^P	Mar. to Apr.	Apr. to May ^P	May to June ^P	June to July ^P	July to Aug. ^P
Urethane and other foam product mfg. - Continued								
Consumer and institutional polyurethane foam products.....		326150-5	2.7	0.0	0.0	0.0	0.0	0.0
All other miscellaneous polyurethane foam products.....		326150-6	7.3	1.0	0.2	0.9	1.6	0.0
Products made of foam other than polystyrene or polyurethane.....		326150-9	5.2	0.0	0.0	0.0	0.0	0.0
Secondary products and miscellaneous receipts.....		326150-SM						
Secondary products.....		326150-S	13.2	0.6	0.0	0.2	1.4	-0.2
Plastics bottle mfg.....	32616		13.2	2.0	1.2	2.1	1.4	0.4
Plastics bottle manufacturing.....	326160		13.2	2.0	1.2	2.1	1.4	0.4
Primary products.....		326160-P	13.9	2.1	1.3	2.1	1.5	0.4
Plastics bottles.....		326160-0	13.9	2.1	1.3	2.1	1.5	0.4
Secondary products and miscellaneous receipts.....		326160-SM						
Other plastics product mfg.....	32619		14.0	0.9	1.1	1.2	0.8	0.7
Plastics plumbing fixture manufacturing.....	326191		9.7	1.7	0.0	0.2	0.6	0.0
Primary products.....		326191-P	9.6	1.6	0.0	0.2	0.6	0.0
Plastics plumbing fixtures.....		326191-0	9.6	1.6	0.0	0.2	0.6	0.0
Secondary products and miscellaneous receipts.....		326191-SM						
Miscellaneous receipts.....		326191-M	13.3	2.2	0.0	-0.5	1.9	-0.5
All other plastics product manufacturing.....	326199		14.1	0.9	1.1	1.3	0.8	0.8
Primary products.....		326199-P	14.4	0.9	1.1	1.3	0.8	0.8
All other reinforced and fiberglass plastics products.....		326199-A	15.0	0.0	2.2	2.2	0.1	1.1
Consumer/institutional/commercial fabricated plastics products (excl. foam and wire coated).....		326199-C	25.1	2.0	2.2	1.4	1.4	0.7
Transportation fabricated plastics products (excluding foam and reinforced plastics).....		326199-1	9.9	0.0	0.8	1.1	-0.1	0.7
Electrical and electronic fabricated plastics (excluding foam and reinforced plastics).....		326199-2	8.9	0.9	0.5	4.2	1.1	1.0
Industrial machinery plastics products, excluding foam (incl. gears, bearings, etc.).....		326199-3	10.6	0.4	2.8	-1.5	2.0	2.2
Plastics packaging (excluding film, sheet, foam, and bottles).....		326199-4	7.9	0.1	0.2	0.9	1.4	0.2
Building & construction fabricated plastics products (excl foam, plumbing fixtures, hardware).....		326199-8	14.9	1.6	0.4	1.8	0.3	1.3
Secondary products and miscellaneous receipts.....		326199-SM						
Miscellaneous receipts.....		326199-M	11.1	1.0	0.6	0.8	0.0	0.2
Secondary products.....		326199-S	9.1	1.8	0.3	0.6	0.6	0.6
Rubber product mfg.....	3262		14.8	2.2	0.6	0.7	1.0	0.5
Tire mfg.....	32621		14.9	3.6	0.8	0.5	1.4	0.7
Tire manufacturing, except retreading.....	326211		14.8	3.6	0.8	0.5	1.4	0.7
Primary products.....		326211-P	14.7	3.5	0.6	0.6	1.6	0.8
Tread rubber, tire sundries, and repair materials.....		326211-H	17.3	8.3	0.0	0.0	0.0	0.1
Pneumatic tires (including passenger, truck, bus, tractor, industrial, and other tires).....		326211-0	14.5	3.2	0.6	0.6	1.7	0.8
Passenger car pneumatic tires (casings).....		326211-01	13.9	3.4	0.5	0.3	1.2	1.1
Truck and bus (including off-the-highway) pneumatic tires.....		326211-03	16.8	3.6	0.7	0.8	2.9	0.5
Secondary products and miscellaneous receipts.....		326211-SM						
Rubber and plastics hose and belting.....	32622		8.4	0.4	-0.1	1.2	0.5	0.4
Rubber and plastics hose and belting mfg.....	326220		8.4	0.4	-0.1	1.2	0.5	0.4
Primary products.....		326220-P	8.5	0.5	-0.1	1.3	0.4	0.5
Rubber and plastics belt and belting mfg.....		326220-D	10.9	0.6	0.1	1.4	0.9	1.1
Rubber and plastics transmission belts and belting (excluding flat).....		326220-D2	10.1	0.0	0.1	1.0	0.6	3.3
Rubber and plastic hose mfg.....		326220-H	6.8	0.3	-0.3	1.2	0.1	0.0
Rubber and plastics hose for on- and off-highway motor vehicles.....		326220-H3	6.0	1.0	-0.9	3.2	0.0	0.0
Industrial rubber and plastics hose without fittings.....		326220-H4	2.2	0.0	0.0	0.0	0.0	0.0
Rubber and plastics water hose (incl. fire, irrigation, etc.).....		326220-H5	16.4	0.0	0.0	0.6	0.0	0.0
Secondary products and miscellaneous receipts.....		326220-SM						
Miscellaneous receipts.....		326220-M	-	0.0	0.0	0.0	0.0	-
Secondary products.....		326220-S	-	-	-	-	-	-
Other rubber product mfg.....	32629		17.0	1.1	0.7	0.8	0.7	0.4
Rubber product mfg. for mechanical use.....	326291		12.0	0.5	1.0	0.2	0.1	0.3
Primary products.....		326291-P	11.6	0.3	1.1	0.3	0.0	0.4
Other extruded rubber mechanical goods (excl. auto)(excl. tubing).....		326291-C	6.2	0.0	1.4	0.0	0.0	0.0
Molded rubber mechanical goods, automotive.....		326291-1	1.3	0.2	0.0	0.2	0.1	0.0
Molded rubber mechanical goods, transportation (excluding automotive)/off-highway machinery.....		326291-2	15.6	0.0	0.9	1.1	0.0	1.5

See footnotes at end of table.

Table 12. Producer price index percentage changes for the net output of selected industries and their products, not seasonally adjusted — Continued
[August 2022]

Title ¹	Industry code	Product code	Unadjusted 12-month percent change ²	Unadjusted 1-month percent change ²				
				Aug. 2021 to Aug. 2022 ^P	Mar. to Apr.	Apr. to May ^P	May to June ^P	June to July ^P
Rubber product mfg. for mechanical use - Continued								
Other molded rubber mechanical goods (excluding tubing).....		326291-9	17.4	0.3	3.6	0.0	0.0	0.6
Secondary products and miscellaneous receipts.....		326291-SM						
Secondary products.....		326291-S	14.2	0.2	1.3	0.2	0.5	-0.1
All other rubber product manufacturing.....	326299		20.4	1.4	0.4	1.1	1.0	0.5
Primary products.....		326299-P	20.8	1.6	0.5	1.2	1.1	0.4
Rubber druggist and medical sundries, excluding gloves.....		326299-A	0.3	0.1	0.0	0.0	0.0	0.1
All other miscellaneous rubber goods.....		326299-B	7.1	0.0	0.7	1.0	0.0	0.4
Rubber compounds or mixtures for sale or interplant transfer.....		326299-6	25.3	4.4	0.1	1.4	3.1	0.0
All other industrial rubber products.....		326299-7	22.0	0.9	1.7	0.5	0.6	0.7
Secondary products and miscellaneous receipts.....		326299-SM						
Nonmetallic mineral product manufacturing.....	327		13.0	0.6	0.9	1.1	2.3	1.1
Clay product and refractory manufacturing.....	3271		13.4	0.9	-0.5	0.7	0.9	1.0
Pottery, ceramics, and plumbing fixture mfg.....	32711		21.1	0.3	0.1	1.2	0.7	0.8
Pottery, ceramics, and plumbing fixture mfg.....	327110		21.2	0.3	0.1	1.2	0.7	0.8
Primary products.....		327110-P	13.8	0.3	0.1	1.5	0.7	1.0
Vitreous china, porcelain, and earthenware (semivitreous) table and kitchenware..		327110-5	-	0.0	-	-	-	-
All other pottery products (including china decorated for the trade).....		327110-6	6.2	0.0	0.0	0.0	0.0	0.0
Porcelain, steatite, and other ceramic electrical products.....		327110-7	22.3	0.2	-0.6	3.2	0.7	2.1
Secondary products and miscellaneous receipts.....		327110-SM						
Secondary products.....		327110-S	-	0.7	0.0	-	-	-
Clay building material and refractories mfg.....	32712		10.1	1.2	-0.7	0.4	0.9	1.0
Clay building material and refractories mfg.....	327120		10.1	1.2	-0.7	0.4	0.9	1.0
Primary products.....		327120-P	10.0	1.3	-0.8	0.4	1.0	0.8
Brick and structural clay tile.....		327120-1	10.0	0.1	0.0	1.0	0.5	0.8
Building or common brick.....		327120-11	9.8	0.1	0.0	0.9	0.6	0.7
Glazed brick and other brick (paving, floor, and sewer).....		327120-12	12.5	0.0	0.0	2.2	0.0	3.0
Clay floor and wall tile, glazed and unglazed (including quarry tile and ceramic mosaic tile).....		327120-2	0.0	0.2	0.0	0.0	0.0	0.0
Nonclay refractories (excluding dead-burned magnesia).....		327120-6	17.9	3.0	-2.2	0.6	2.6	1.8
Clay refractories.....		327120-7	7.2	0.9	0.0	0.0	0.0	0.1
All other structural clay products, excluding clay refractories.....		327120-9	6.4	0.0	0.0	0.6	0.0	0.0
Secondary products and miscellaneous receipts.....		327120-SM						
Miscellaneous receipts.....		327120-M	12.7	0.0	0.0	0.8	0.1	4.2
Glass and glass product manufacturing.....	3272		7.1	-3.0	0.1	1.0	1.5	1.2
Glass and glass product manufacturing.....	32721		7.1	-3.0	0.1	1.0	1.5	1.2
Flat glass manufacturing.....	327211		20.3	1.9	0.1	3.4	2.7	3.4
Primary products.....		327211-P	15.5	2.1	0.1	0.7	3.0	3.0
Flat glass (float, sheet, and plate process), made by flat glass producers.....		327211-1	17.2	3.0	0.2	1.4	1.8	3.5
Other glass products, made by flat glass producers.....		327211-4	11.5	0.0	0.0	-1.2	6.0	1.6
Secondary products and miscellaneous receipts.....		327211-SM						
Other pressed and blown glass and glassware.....	327212		4.4	0.2	0.1	1.8	1.9	0.0
Primary products.....		327212-P	4.3	0.2	0.1	1.7	1.9	0.0
Glass fiber and machine-made pressed and blown glass and glassware, made by glass producers.....		327212-B	4.3	0.2	0.1	1.7	1.9	0.0
Handmade pressed and blown glassware, made by glass producers.....		327212-9	-	0.0	0.2	0.0	5.2	0.0
Secondary and miscellaneous receipts.....		327212-SM						
Glass container manufacturing.....	327213		12.5	0.0	0.0	0.4	0.3	0.0
Primary products.....		327213-P	12.4	0.0	0.0	0.4	0.3	0.0
Glass containers (including value of packaging).....		327213-0	12.4	0.0	0.0	0.4	0.3	0.0
Secondary products and miscellaneous receipts.....		327213-SM1						
Glass product mfg. made of purchased glass.....	327215		1.7	-6.8	0.2	0.2	1.4	1.5
Primary products.....		327215-P	1.3	-7.3	0.1	0.1	1.6	1.6
Other glass products, made from purchased glass.....		327215-B	9.4	0.7	0.0	0.1	0.3	2.3
Machine-made pressed and blown glassware, made from purchased glass.....		327215-C	5.3	-0.1	0.6	0.3	0.5	0.1
Mirrors (decorated and undecorated), made from purchased glass.....		327215-9	-21.9	-31.7	0.0	0.0	7.2	0.0
Secondary products and miscellaneous receipts.....		327215-SM						
Cement and concrete product manufacturing.....	3273		14.5	2.1	1.0	1.2	2.2	1.3
Cement manufacturing.....	32731		10.1	2.0	0.0	0.3	2.8	0.7
Cement manufacturing.....	327310		10.1	2.0	0.0	0.3	2.8	0.7

See footnotes at end of table.

Table 12. Producer price index percentage changes for the net output of selected industries and their products, not seasonally adjusted — Continued
 [August 2022]

Title ¹	Industry code	Product code	Unadjusted 12-month percent change ²	Unadjusted 1-month percent change ²				
				Aug. 2021 to Aug. 2022 ^P	Mar. to Apr.	Apr. to May ^P	May to June ^P	June to July ^P
Cement manufacturing - Continued								
Primary products.....		327310-P	9.8	1.7	0.0	0.3	2.6	0.7
Cement, hydraulic (including cost of shipping containers).....		327310-0	9.8	1.7	0.0	0.3	2.6	0.7
Secondary products and miscellaneous receipts.....		327310-SM						
Ready-mix concrete manufacturing.....	32732		11.4	2.1	0.2	0.9	2.4	1.5
Ready-mix concrete manufacturing.....	327320		11.4	2.1	0.2	0.9	2.4	1.5
Primary products.....		327320-P	11.1	1.7	0.2	0.9	2.4	1.6
Northeast region ready-mix concrete.....		327320-A	—	2.6	-2.2	0.2	1.1	—
Midwest region ready-mix concrete.....		327320-B	6.2	1.5	1.3	2.0	1.7	-0.7
South region ready-mix concrete.....		327320-C	12.2	1.5	-0.5	0.4	3.7	2.3
West region ready-mix concrete.....		327320-D	17.7	1.6	1.6	1.0	1.4	3.0
Secondary products and miscellaneous receipts.....		327320-SM						
Miscellaneous receipts.....		327320-M	21.2	19.0	0.6	0.0	1.3	-4.2
Secondary products.....		327320-S	13.0	0.1	0.2	0.0	0.1	3.7
Concrete pipe, brick, and block manufacturing.....	32733		17.1	1.0	0.0	1.3	1.4	0.7
Concrete block and brick manufacturing.....	327331		15.6	1.4	0.1	0.5	1.4	0.7
Primary products.....		327331-P	12.6	1.7	0.1	0.5	1.9	0.5
Concrete block and brick.....		327331-0	12.6	1.7	0.1	0.5	1.9	0.5
Structural concrete block, lightweight units (weighing less than 105 lb/cubic ft.) (dry weight).....		327331-01	11.1	1.4	0.6	0.2	3.3	0.4
Structural concrete block, mediumweight units (weighing 105 - 124 lb/cubic ft.) (dry weight).....		327331-02	17.5	1.0	0.0	0.0	0.0	0.7
Structural concrete block, normalweight units (weighing 125 lb or more/cubic ft.) (dry weight).....		327331-03	11.8	0.7	0.2	0.0	2.8	0.6
Decorative concrete block (including screen, split, slump, shadowal block, etc.).....		327331-04	9.0	0.9	-0.3	0.1	3.4	0.0
Concrete pavers (including grid, interlocking, etc.).....		327331-05	15.5	3.3	0.0	1.3	0.1	1.0
Concrete brick.....		327331-06	13.9	1.1	0.0	1.7	0.0	0.0
Secondary products and miscellaneous receipts.....		327331-SM						
Miscellaneous receipts.....		327331-M	29.8	0.0	0.0	0.0	0.0	0.0
Secondary products.....		327331-S	21.4	2.8	1.8	3.4	-1.6	6.4
Concrete pipe manufacturing.....	327332		20.0	0.4	-0.4	2.7	1.5	0.8
Primary products.....		327332-P	20.0	0.4	-0.4	2.7	1.5	0.8
Concrete pipe.....		327332-0	20.0	0.4	-0.4	2.7	1.5	0.8
Concrete storm sewer pipe.....		327332-02	14.9	1.1	-0.1	1.4	0.9	1.2
Concrete pipe, except concrete culvert and storm sewer pipe.....		327332-03	16.3	0.1	0.1	0.0	3.9	0.5
Other concrete product manufacturing.....	32739		21.3	2.9	3.5	2.1	2.0	1.5
Other concrete product manufacturing.....	327390		21.3	2.9	3.5	2.1	2.0	1.5
Primary products.....		327390-P	21.1	3.0	3.8	2.3	1.6	1.6
Precast concrete products.....		327390-1	15.7	2.4	1.3	0.7	2.2	0.6
Precast concrete slabs and tile, roof and floor units.....		327390-11	8.2	0.1	0.2	0.0	1.5	1.4
Precast concrete architectural wall panels.....		327390-12	24.2	5.4	6.1	2.9	0.3	0.2
Burial vaults and boxes, precast concrete.....		327390-13	7.4	0.0	0.7	0.0	2.8	0.0
Precast concrete products (excl burial vaults and boxes, slabs and tile, and arch. wall panels).....		327390-14	16.4	2.4	0.1	0.3	3.0	0.7
Prestressed concrete products.....		327390-4	36.4	4.8	10.6	6.3	0.4	4.0
Prestressed concrete products (excl bridge beams and solid and hollow cored slabs and panels).....		327390-43	20.9	3.5	6.5	5.2	0.0	3.8
Prestressed concrete bridge beams.....		327390-46	66.5	7.6	20.1	7.9	0.0	6.3
Prestressed concrete solid and hollow cored slabs and panels.....		327390-47	28.7	3.2	4.4	5.8	1.9	0.3
Secondary products and miscellaneous receipts.....		327390-SM						
Secondary products.....		327390-S	41.8	1.5	0.3	0.4	4.6	0.1
Lime and gypsum product manufacturing.....	3274		20.7	0.3	4.6	0.6	3.9	1.8
Lime manufacturing.....	32741		26.3	0.7	3.0	0.8	11.8	0.0
Lime manufacturing.....	327410		26.3	0.7	3.0	0.8	11.8	0.0
Primary products.....		327410-P	26.6	0.7	3.1	0.7	12.2	0.0
Lime.....		327410-0	26.6	0.7	3.1	0.7	12.2	0.0
Secondary products and miscellaneous receipts.....		327410-SM						
Gypsum product manufacturing.....	32742		18.0	0.2	5.4	0.6	0.2	2.7
Gypsum product manufacturing.....	327420		18.0	0.2	5.4	0.6	0.2	2.7
Primary products.....		327420-P	18.4	0.1	5.5	0.6	0.2	2.8
Gypsum building materials.....		327420-1	19.9	0.1	6.6	0.7	0.3	3.3
Other gypsum products.....		327420-5	10.4	0.0	0.0	0.0	0.0	0.0

See footnotes at end of table.

Table 12. Producer price index percentage changes for the net output of selected industries and their products, not seasonally adjusted — Continued
 [August 2022]

Title ¹	Industry code	Product code	Unadjusted 12-month percent change ²	Unadjusted 1-month percent change ²				
				Aug. 2021 to Aug. 2022 ^P	Mar. to Apr.	Apr. to May ^P	May to June ^P	June to July ^P
Gypsum product manufacturing - Continued								
Secondary products and miscellaneous receipts.....		327420-SM						
Other nonmetallic mineral products.....	3279		13.4	1.5	0.9	1.1	3.5	0.2
Abrasive product manufacturing.....	32791		10.6	1.6	2.7	2.2	-0.2	-0.6
Abrasive product manufacturing.....	327910		10.6	1.6	2.7	2.1	-0.2	-0.6
Primary products.....		327910-P	11.6	1.6	2.8	2.8	-0.2	-0.6
Nonmetallic sized grains, powders, and flour abrasives (incl. graded only).....		327910-1	19.7	0.0	0.0	11.9	0.0	0.0
Nonmetallic abrasive products (including diamond abrasives).....		327910-4	14.6	0.7	4.3	0.6	0.8	0.2
Nonmetallic coated abrasive products and buffing wheels, polishing wheels, and laps.....		327910-7	10.6	0.1	2.7	1.3	0.0	0.9
Secondary products and miscellaneous receipts.....		327910-SM						
Miscellaneous receipts.....		327910-M	9.0	1.5	0.0	0.1	0.1	0.0
All other nonmetallic mineral product mfg.....	32799		14.2	1.5	0.4	0.8	4.5	0.4
Cut stone and stone product manufacturing.....	327991		15.2	0.9	0.8	0.5	4.3	-0.2
Primary products.....		327991-P	15.8	0.9	0.9	0.6	4.6	-0.1
Dressed dimension granite (including gneiss, syenite, diorite, and cut granite).....		327991-1	18.6	0.7	1.0	0.2	6.6	0.5
Dressed dimension limestone (including dolomite, travertine, calcareous, tufa, & cut limestone).....		327991-4	8.5	0.0	0.0	0.0	0.0	0.1
Dressed dimension marble and other stone.....		327991-7	10.1	1.5	0.7	1.9	0.0	-2.2
Secondary products and miscellaneous receipts.....		327991-SM						
Miscellaneous receipts.....		327991-M1	—	1.7	0.0	—	—	—
Ground or treated minerals and earths mfg.....	327992		14.2	1.2	0.3	1.5	7.0	1.1
Primary products.....		327992-P	14.9	1.2	0.3	1.6	7.3	1.0
Ground or treated minerals and earths.....		327992-0	14.9	1.2	0.3	1.6	7.3	1.0
Treated lightweight aggregate and crushed slag, minerals and earths.....		327992-04	9.3	0.0	4.0	2.8	0.0	0.0
Other minerals and earths, treated.....		327992-06	2.5	0.8	-0.6	0.2	3.4	3.1
Secondary products and miscellaneous receipts.....		327992-SM						
Mineral wool manufacturing.....	327993		16.0	2.1	0.2	1.0	4.1	0.6
Primary products.....		327993-P	16.1	2.1	0.2	1.0	4.2	0.6
Mineral wool for thermal and acoustical envelope insulation.....		327993-1	17.9	2.0	0.2	1.1	4.7	0.4
Mineral wool for industrial, equipment, and appliance insulation.....		327993-4	11.6	2.4	0.4	0.7	3.1	1.2
Secondary products and miscellaneous receipts.....		327993-SM						
Miscellaneous receipts.....		327993-M1	12.8	1.7	0.0	3.6	0.0	0.0
All other miscellaneous nonmetallic mineral product manufacturing.....	327999		10.6	1.3	0.2	0.2	3.1	0.2
Primary products.....		327999-P	10.8	1.3	0.0	0.0	3.6	0.1
All other nonmetallic mineral products.....		327999-0	10.8	1.3	0.0	0.0	3.6	0.1
Other nonmetallic mineral products.....		327999-09	6.6	0.5	0.2	0.0	0.5	0.2
Secondary products and miscellaneous receipts.....		327999-SM						
Secondary products.....		327999-S1	—	1.2	1.8	2.3	—	—
Primary metal mfg.....	331		1.0	3.2	4.5	-1.6	-3.8	-4.0
Iron & steel mills & ferroalloy mfg.....	3311		-2.6	3.4	10.2	-1.1	-4.1	-6.8
Iron & steel mills & ferroalloy mfg.....	33111		-2.6	3.4	10.2	-1.1	-4.1	-6.8
Iron and steel mills and ferroalloy mfg.....	331110		-2.5	3.4	10.2	-1.1	-4.1	-6.8
Primary products.....		331110-P	-4.0	3.3	10.7	-1.0	-3.9	-7.0
Steel ingots and semifinished products.....		331110-3	18.5	4.6	1.8	-0.8	-1.7	-5.6
Ferroalloys and related products.....		331110-6	57.9	17.8	0.1	-3.9	-0.7	-5.2
Hot rolled steel bars, plates, and structural shapes.....		331110-7	12.7	1.4	4.4	0.9	-0.3	-6.4
Hot rolled steel bars, plates, and structural shapes, carbon.....		331110-71	12.7	1.0	4.4	0.9	-0.2	-6.3
Hot rolled steel bars, plates, and structural shapes, alloy.....		331110-76	1.5	9.0	4.8	-2.8	-2.1	-9.8
Secondary products and miscellaneous receipts.....		331110-SM						
Steel product mfg from purchased steel.....	3312		10.5	2.8	3.9	-1.6	-2.2	-2.1
Iron & steel pipe and tube mfg from purchased steel.....	33121		21.2	0.8	3.1	0.1	-0.3	-0.8
Iron and steel pipe and tube manufacturing from purchased steel.....	331210		21.2	0.7	3.1	0.1	-0.3	-0.8
Primary products.....		331210-P	20.4	0.2	3.0	0.0	-0.3	-1.0
Iron and steel pipes and tubes, from purchased iron and steel.....		331210-0	20.4	0.2	3.0	0.0	-0.3	-1.0
Pipe and tube, carbon.....		331210-02	18.0	-0.9	2.5	-0.9	-0.8	-1.7
Pipe and tube, alloy.....		331210-03	28.9	3.7	—	—	3.3	2.2
Pipe and tube, stainless.....		331210-04	29.7	6.1	6.8	-0.2	-4.1	-0.9
Secondary products and miscellaneous receipts.....		331210-SM1						
Rolling & drawing of purchased steel.....	33122		-2.1	5.6	5.0	-3.7	-4.8	-4.0

See footnotes at end of table.

Table 12. Producer price index percentage changes for the net output of selected industries and their products, not seasonally adjusted — Continued
 [August 2022]

Title ¹	Industry code	Product code	Unadjusted 12-month percent change ²	Unadjusted 1-month percent change ²				
			Aug. 2021 to Aug. 2022 ^P	Mar. to Apr.	Apr. to May ^P	May to June ^P	June to July ^P	July to Aug. ^P
Rolled steel shape mfg.	331221		-22.4	8.9	8.1	-7.1	-9.3	-7.6
Primary products.		331221-P	-23.7	9.5	9.1	-7.5	-9.5	-8.7
Cold rolled steel sheet and strip, made from purchased steel.		331221-1	-35.3	12.2	9.8	-9.3	-13.3	-12.1
Cold finished steel bars and bar shapes, made from purchased steel.		331221-3	18.4	2.8	7.1	-2.3	0.4	-1.1
Secondary products and miscellaneous receipts.		331221-SM						
Steel wire drawing.	331222		27.4	2.3	1.7	0.1	-0.1	-0.6
Primary products.		331222-P	28.0	2.2	1.7	0.1	-0.1	-0.7
Steel wire, including galvanized and other coated wire.		331222-5	24.2	2.6	2.1	-0.8	0.2	-0.7
Carbon steel wire.		331222-5A	27.4	2.6	2.8	0.2	0.3	-0.8
Stainless steel wire.		331222-5C	14.8	2.0	0.0	-3.9	0.0	0.0
Secondary products and miscellaneous receipts.		331222-SM						
Miscellaneous receipts.		331222-M	-	-	-	-	0.0	1.8
Secondary products.		331222-S	13.8	1.7	0.1	-0.1	-1.4	0.3
Alumina & aluminum production & processing.	3313		1.6	3.5	-4.4	-5.5	-5.2	-3.1
Alumina & aluminum production & processing.	33131		1.6	3.5	-4.4	-5.5	-5.2	-3.1
Secondary smelting and alloying of aluminum.	331314		20.0	6.2	0.2	-3.2	-3.1	-2.2
Primary products.		331314-P	19.7	6.6	0.0	-3.4	-3.3	-2.5
Aluminum ingot, including billet, made by secondary smelters.		331314-2	22.2	7.4	0.0	-3.8	-3.7	-2.8
Aluminum and aluminum-base alloys powders, paste, and flakes.		331314-5	-	0.0	0.0	0.1	0.0	-
Secondary products and miscellaneous receipts.		331314-SM						
Miscellaneous receipts.		331314-M	-	3.6	2.1	-	-	-
Aluminum sheet, plate, and foil mfg.	331315		-3.7	1.3	-2.8	-5.4	-4.7	-4.6
Primary products.		331315-P	-3.7	1.3	-2.8	-5.4	-4.7	-4.6
Aluminum sheet, plate, and foil.		331315-0	-3.7	1.3	-2.8	-5.4	-4.7	-4.6
Other aluminum rolling, drawing, and extruding.	331318		5.4	7.2	-4.1	-6.9	-5.6	-3.9
Primary products.		331318-P	5.2	7.5	-4.3	-7.3	-6.0	-4.1
Extruded aluminum rod, bar, and other extruded shapes.		331318-1	6.0	7.7	-4.3	-7.2	-5.9	-4.1
Extruded and drawn aluminum tube.		331318-3	-1.7	5.4	-4.0	-7.6	-6.6	-4.4
Secondary products and miscellaneous receipts.		331318-SM						
Nonferrous (exc alum) production & processing.	3314		-3.6	2.0	-3.8	-1.6	-6.6	1.3
Nonferrous metal (except aluminum) smelting and refining.	33141		-7.7	1.0	-8.0	-1.6	-9.0	-0.5
Nonferrous metal (except aluminum) smelting and refining.	331410		-7.7	1.0	-8.0	-1.6	-9.0	-0.5
Primary products.		331410-P	-8.1	1.1	-8.0	-1.5	-9.7	-0.6
Primary smelting and refining of copper.		331410-1	-	1.4	-4.6	-0.1	-5.5	-
Secondary products and miscellaneous receipts.		331410-SM1						
Copper rolling/drawing/extruding & alloying.	33142		-6.0	2.1	-2.9	-2.2	-7.8	0.8
Copper rolling, drawing, extruding, and alloying.	331420		-6.0	2.1	-2.9	-2.2	-7.8	0.8
Primary products.		331420-P	-6.9	2.1	-3.1	-2.2	-8.2	1.0
Copper wire and cable.		331420-A	-7.7	2.3	-1.8	-4.5	-5.9	-0.6
Copper and copper alloy sheet, strip, and plate.		331420-5	-1.5	3.7	-7.1	-0.1	-13.2	3.7
Secondary smelting, refining, and alloying of copper.		331420-8	-0.1	0.2	0.2	0.6	-4.0	0.1
Copper and copper alloy rod, bar, and shapes.		331420-9	-14.9	2.5	-5.1	0.9	-13.8	0.5
Secondary products and miscellaneous receipts.		331420-SM						
Secondary products.		331420-S	-	2.5	0.6	-2.8	-2.3	-
Other nonferrous roll/draw/extruding/alloying.	33149		0.9	2.5	-2.4	-1.0	-4.5	2.6
Nonferrous metal (except copper and aluminum) rolling, drawing, and extruding.	331491		18.5	3.4	0.6	0.5	5.0	-1.6
Primary products.		331491-P	19.2	3.6	0.6	0.5	5.1	-1.7
All other nonferrous metal mill shapes.		331491-D	13.6	3.6	-0.7	-0.5	0.6	-1.2
Nickel and nickel-base alloy mill shapes.		331491-2	32.6	7.0	2.0	0.7	10.7	-3.8
Titanium and titanium-base alloy mill shapes.		331491-3	16.4	1.1	0.4	1.4	7.0	0.0
Secondary products and miscellaneous receipts.		331491-SM						
Secondary products.		331491-S	-	0.0	2.0	-0.3	0.0	0.1
Secondary smelting, refining, and alloying of nonferrous metal (except copper and aluminum).	331492		-6.6	2.1	-3.7	-1.7	-9.2	5.1
Primary products.		331492-P	-7.1	2.2	-4.0	-1.8	-9.9	5.5
Secondary products and miscellaneous receipts.		331492-SM						
Foundries.	3315		14.1	4.0	1.0	0.0	0.8	-0.5
Ferrous metal foundries.	33151		15.0	4.3	1.1	0.0	1.1	-0.6
Iron foundries.	331511		14.1	3.6	1.2	0.1	0.1	-0.2
Primary products.		331511-P	13.4	3.1	1.3	0.1	0.1	-0.2

See footnotes at end of table.

Table 12. Producer price index percentage changes for the net output of selected industries and their products, not seasonally adjusted — Continued
 [August 2022]

Title ¹	Industry code	Product code	Unadjusted 12-month percent change ²	Unadjusted 1-month percent change ²				
			Aug. 2021 to Aug. 2022 ^P	Mar. to Apr.	Apr. to May ^P	May to June ^P	June to July ^P	July to Aug. ^P
Iron foundries - Continued								
Ductile iron pressure pipe and fittings.....		331511-1	18.4	7.2	2.3	-2.8	-0.2	1.7
Other ductile iron castings.....		331511-3	7.7	1.4	1.2	0.6	-0.3	-1.2
Other ductile iron castings for automotive uses.....		331511-31	-0.7	0.4	1.4	0.2	-0.3	-1.9
Other ductile iron castings for all other uses.....		331511-32	14.9	2.2	1.1	0.9	-0.3	-0.7
Other gray iron castings.....		331511-9	13.3	1.6	0.5	1.0	0.5	-0.2
Secondary products and miscellaneous receipts.....		331511-SM						
Steel investment foundries.....	331512		19.6	6.4	0.3	-0.6	3.6	-1.5
Primary products.....		331512-P	20.0	6.5	0.3	-0.6	3.7	-1.6
Steel investment castings.....		331512-0	20.0	6.5	0.3	-0.6	3.7	-1.6
Secondary products and miscellaneous receipts.....		331512-SM						
Secondary products.....		331512-S	7.9	2.5	1.3	0.0	0.0	0.0
Steel foundries, except investment.....	331513		12.9	4.1	2.0	0.5	1.5	-1.0
Primary products.....		331513-P	13.5	4.4	1.9	0.5	1.6	-1.0
Carbon steel castings, except investment.....		331513-1	5.1	4.7	1.9	1.2	0.5	0.0
Alloy steel castings, excluding investment.....		331513-4	20.9	4.2	1.9	0.0	2.5	-1.8
High alloy steel castings, except investment.....		331513-41	34.5	3.0	3.5	0.0	4.8	-5.3
Other alloy steel castings, except investment.....		331513-43	15.0	4.8	1.1	0.0	1.3	0.0
Secondary products and miscellaneous receipts.....		331513-SM						
Nonferrous metal foundries.....	33152		12.7	3.6	0.8	0.0	0.3	-0.2
Nonferrous metal die-casting foundries.....	331523		14.7	5.7	1.3	0.1	0.4	-0.7
Primary products.....		331523-P	15.1	5.9	1.2	0.1	0.4	-0.7
Aluminum die-castings.....		331523-1	10.6	2.2	1.2	0.1	0.4	-0.5
Nonferrous (except aluminum) die-castings.....		331523-3	28.1	15.9	1.0	-0.1	0.4	-1.3
Secondary products and miscellaneous receipts.....		331523-SM						
Secondary products.....		331523-S	10.5	1.8	3.9	0.8	1.0	0.3
Aluminum foundries, except die-casting.....	331524		12.3	2.1	0.6	0.2	1.6	0.0
Primary products.....		331524-P	9.4	1.2	0.7	0.2	2.0	0.0
Aluminum castings, excluding die-castings.....		331524-0	9.4	1.2	0.7	0.2	2.0	0.0
Secondary products and miscellaneous receipts.....		331524-SM						
Secondary products.....		331524-S1	29.6	6.7	0.0	0.0	-0.2	0.0
Other nonferrous metal foundries, except die-casting.....	331529		7.1	-0.8	-0.6	-0.5	-2.0	1.1
Primary products.....		331529-P	4.6	0.3	-0.8	-0.3	-1.9	1.1
Copper foundries (excluding die-casting).....		331529-5	0.1	0.4	-1.3	-0.5	-3.0	-0.7
Secondary products and miscellaneous receipts.....		331529-SM						
Miscellaneous receipts.....		331529-M	-	-19.2	2.1	-5.3	-	-
Fabricated metal product mfg.....	332		15.1	1.6	1.3	0.7	0.3	0.2
Forging & stamping.....	3321		16.2	-1.4	1.5	-0.6	-0.3	-0.5
Forging & stamping.....	33211		16.2	-1.4	1.5	-0.6	-0.3	-0.5
Iron and steel forging.....	332111		14.5	-0.6	4.2	1.3	-0.2	-4.0
Primary products.....		332111-P	15.2	-0.6	4.5	1.4	-0.3	-4.2
Hot impression die impact, press and upset steel forgings.....		332111-1	12.4	-0.1	5.6	2.3	0.2	-4.9
Hot impression die impact, press and upset carbon steel forgings.....		332111-11	-	0.3	-	-	-	-
Hot impression die impact, press and upset alloy steel forgings.....		332111-12	11.9	-0.6	4.5	0.8	-0.6	-2.7
Secondary products and miscellaneous receipts.....		332111-SM						
Nonferrous forging.....	332112		9.3	0.6	0.0	3.4	0.4	1.1
Primary products.....		332112-P	11.9	0.7	0.0	4.0	0.5	2.0
Hot impression die impact, press and upset nonferrous forgings.....		332112-4	13.0	0.8	0.0	4.3	0.6	2.2
Hot impression die impact, press, and upset aluminum and aluminum alloy forgings.....		332112-41	15.4	1.3	0.1	1.8	1.1	1.6
Hot impression die impact, press, and upset titanium and titanium alloy forgings.....		332112-42	9.9	0.2	0.0	9.6	0.0	0.1
Other nonferrous hot impression die impact, press, and upset forgings.....		332112-43	12.4	0.2	0.0	0.0	0.0	10.9
Secondary products and miscellaneous receipts.....		332112-SM						
Custom roll forming.....	332114		31.9	-4.4	1.2	0.5	-0.1	0.1
Primary products.....		332114-P	27.6	-4.8	1.3	0.5	-0.1	0.1
Custom roll formed products (steel, aluminum and other metal).....		332114-0	27.6	-4.8	1.3	0.5	-0.1	0.1
Secondary products and miscellaneous receipts.....		332114-SM						
Powder metallurgy part mfg.....	332117		-	2.8	0.1	0.1	1.0	-
Primary products.....		332117-P	-	2.8	0.1	0.1	1.0	-
Powder metallurgy parts.....		332117-0	-	2.8	0.1	0.1	1.0	-

See footnotes at end of table.

Table 12. Producer price index percentage changes for the net output of selected industries and their products, not seasonally adjusted — Continued
 [August 2022]

Title ¹	Industry code	Product code	Unadjusted 12-month percent change ²	Unadjusted 1-month percent change ²				
			Aug. 2021 to Aug. 2022 ^P	Mar. to Apr.	Apr. to May ^P	May to June ^P	June to July ^P	July to Aug. ^P
Other metal stamping, except automotive.....	332119		8.6	-0.2	0.6	-3.5	-0.7	0.7
Primary products.....		332119-P	9.0	0.5	0.7	-3.9	-0.1	1.0
Metal job stampings, except automotive.....		332119-3	12.4	0.8	0.9	-4.1	-0.1	1.3
Motor and generator metal job stamping.....		332119-32	5.6	-3.6	0.0	0.0	0.0	0.0
Other metal job stampings.....		332119-33	11.9	0.4	1.4	-0.1	0.1	1.2
Secondary products and miscellaneous receipts.....		332119-SM						
Miscellaneous receipts.....		332119-M	—	2.7	-3.7	-3.3	-8.5	—
Cutlery & handtool mfg.....	3322		8.4	0.1	0.2	0.7	0.8	0.2
Cutlery & handtool mfg.....	33221		8.4	0.1	0.2	0.7	0.8	0.2
Metal cookware, cutlery, and flatware mfg.....	332215		9.0	0.1	0.0	0.2	0.5	0.2
Primary products.....		332215-P	9.0	0.1	0.0	0.2	0.6	0.0
Cutlery, scissors, shears, trimmers, and snips.....		332215-2	10.6	0.0	0.0	—	—	0.0
Secondary products and miscellaneous receipts.....		332215-SM						
Miscellaneous receipts.....		332215-M	9.2	0.0	0.0	0.0	0.1	2.4
Secondary products.....		332215-S	9.3	1.8	0.0	0.0	0.0	0.0
Saw blade, handsaw, and hand and edge tool mfg.....	332216		8.1	0.1	0.3	1.0	1.0	0.2
Primary products.....		332216-P	7.3	0.3	0.3	1.1	0.5	0.2
Saw blades and handsaws.....		332216-C	7.8	0.0	2.2	0.0	0.0	0.0
Edge tools, hand-operated.....		332216-4	7.9	1.4	0.0	0.6	0.0	0.0
All other miscellaneous hand tools, except handsaws.....		332216-7	9.1	0.0	0.0	0.0	0.5	0.0
Secondary products and miscellaneous receipts.....		332216-SM						
Miscellaneous receipts.....		332216-M	14.4	-1.4	0.1	0.0	5.2	0.0
Secondary products.....		332216-S	9.7	0.2	0.0	0.0	0.8	0.0
Architectural & structural metals mfg.....	3323		20.2	2.3	1.7	0.5	0.0	0.2
Plate work & fabricated structural prod mfg.....	33231		17.8	3.3	1.5	0.2	-0.8	-0.1
Prefabricated metal buildings and components mfg.....	332311		4.7	1.5	3.8	-2.9	-0.9	1.6
Primary products.....		332311-P	4.3	1.3	4.2	-3.2	-1.0	1.8
Prefabricated metal bldg & component systems (excl. farm service bldgs, resid. bldgs, & parts).....		332311-1	3.2	0.0	2.4	-0.1	-1.5	-0.5
Other prefabricated and portable metal buildings and parts.....		332311-3	6.9	4.5	8.4	-9.9	0.3	7.2
Panels, parts, and sections for prefabricated buildings, steel and aluminum.....		332311-34	8.6	5.6	10.4	-12.1	0.4	9.0
Secondary products and miscellaneous receipts.....		332311-SM						
Secondary products.....		332311-S	—	3.0	-2.4	0.0	-2.3	1.0
Fabricated structural metal mfg.....	332312		23.6	4.3	1.1	0.9	-1.0	-0.5
Primary products.....		332312-P	19.3	4.1	0.9	0.5	-1.3	-0.7
Fabricated structural metal bar joists and concrete reinforcing bars.....		332312-1	12.9	5.6	0.3	0.7	-1.7	-2.1
Fabricated structural iron and steel for industrial buildings metal bar joists, short span.....		332312-11	19.2	8.3	0.8	-0.3	0.1	0.2
Fabricated structural iron & steel for commercial, residential, institutional, & public bldgs.....		332312-12	11.7	5.1	0.3	0.9	-2.0	-2.5
Other fabricated structural metal.....		332312-5	32.0	2.0	2.3	0.9	-0.4	0.5
Fabricated structural metal for bridges.....		332312-6	20.6	1.8	-0.9	-4.1	-3.5	6.3
Secondary products and miscellaneous receipts.....		332312-SM						
Miscellaneous receipts.....		332312-M1	—	8.0	-1.1	5.1	-0.1	-0.2
Plate work mfg.....	332313		9.2	0.6	-0.1	0.0	0.4	-0.1
Primary products.....		332313-P	9.2	0.6	-0.1	0.0	0.4	-0.1
Fabricated plate work (stacks and weldments).....		332313-0	9.2	0.6	-0.1	0.0	0.4	-0.1
Ornamental & architectural metal prod mfg.....	33232		23.0	1.2	2.0	0.8	0.9	0.6
Metal window and door mfg.....	332321		30.3	0.6	2.2	0.4	0.2	0.2
Primary products.....		332321-P	30.2	0.6	2.5	0.4	0.3	0.1
Metal molding and trim and store fronts.....		332321-B	81.9	0.1	0.7	0.1	0.0	0.0
Metal windows (except storm sash).....		332321-D	31.0	2.0	5.1	0.0	0.3	0.6
Metal doors (except storm doors).....		332321-1	23.6	0.3	2.4	0.6	0.3	0.0
Metal window and door screens (except combination screens) and metal weather strip.....		332321-9	21.4	0.0	0.4	0.1	0.0	0.0
Secondary products and miscellaneous receipts.....		332321-SM						
Secondary products.....		332321-S	30.6	0.6	0.1	0.4	0.0	0.7
Sheet metal work mfg.....	332322		18.4	0.9	1.9	1.0	1.5	0.9
Primary products.....		332322-P	17.2	0.8	1.6	1.0	0.8	1.1
Sheet metal electronic enclosures.....		332322-C	13.2	0.5	3.2	0.2	2.6	-0.4
Steel sheet metal computer & peripheral equipment enclosures.....		332322-C1	2.3	-0.2	0.3	0.1	-0.1	-0.4
Aluminum sheet metal computer & peripheral equipment enclosures.....		332322-C2	22.0	0.1	8.7	0.0	1.0	-1.1

See footnotes at end of table.

Table 12. Producer price index percentage changes for the net output of selected industries and their products, not seasonally adjusted — Continued
[August 2022]

Title ¹	Industry code	Product code	Unadjusted 12-month percent change ²	Unadjusted 1-month percent change ²				
				Aug. 2021 to Aug. 2022 ^P	Mar. to Apr.	Apr. to May ^P	May to June ^P	June to July ^P
Sheet metal work mfg - Continued								
Other sheet metal electronic enclosures (excluding computers).....		332322-C3	16.1	1.2	2.4	0.3	5.1	0.0
Other sheet metal work.....		332322-G	19.1	0.8	1.2	1.1	2.5	0.0
Aluminum and other sheet metal work.....		332322-G3	—	0.3	1.8	1.2	0.6	-0.1
Sheet metal air-conditioning ducts and stove pipe.....		332322-1	—	0.6	2.4	0.4	0.0	0.0
Sheet metal roofing and roof drainage equipment.....		332322-7	—	0.2	0.5	4.3	-1.4	-0.5
Secondary products and miscellaneous receipts.....		332322-SM						
Secondary products.....		332322-S	—	1.0	3.5	1.2	5.1	0.3
Ornamental and architectural metal work mfg.....	332323		24.9	3.1	1.9	1.0	0.2	0.2
Primary products.....		332323-P	26.6	3.3	2.0	1.1	0.3	0.2
Ornamental and architectural metal work.....		332323-8	35.9	2.6	0.1	0.1	0.5	0.1
Iron, steel, and aluminum stairs, staircases, and fire escapes.....		332323-81	44.5	2.7	0.1	0.0	0.0	0.0
Steel and aluminum fences, gates (not wire), and railings and window guards... ..		332323-82	19.3	2.4	0.2	0.2	1.8	0.2
Other architectural and ornamental work.....		332323-9	33.1	5.5	6.4	3.4	0.0	0.4
Other aluminum and metal architectural and ornamental work.....		332323-91	52.1	16.1	2.5	0.5	0.0	1.2
Other iron and steel architectural and ornamental work.....		332323-92	26.2	0.5	8.9	5.0	0.0	0.0
Metal stalls and corrals.....		332323-94	—	0.0	0.0	0.0	—	—
Secondary products and miscellaneous receipts.....		332323-SM						
Secondary products.....		332323-S	4.9	0.0	0.0	0.0	0.1	-0.2
Boiler, tank & shipping container mfg.....	3324		18.4	3.9	1.0	1.1	-0.3	0.1
Power boiler & heat exchanger mfg.....	33241		11.6	3.9	0.4	1.2	0.8	0.1
Power boiler and heat exchanger mfg.....	332410		11.6	3.9	0.4	1.2	0.8	0.1
Primary products.....		332410-P	12.1	4.3	0.2	1.4	0.8	0.2
Fabricated heat exchangers and steam condensers (excluding nuclear applications).....		332410-1	12.5	5.1	0.3	0.5	1.1	0.2
Steel power boilers (stationary and marine), parts and attachments (excl. nuclear applications).....		332410-6	—	—	—	—	—	—
Secondary products and miscellaneous receipts.....		332410-SM						
Metal tank (heavy gauge) mfg.....	33242		13.9	2.6	2.3	0.7	0.5	0.0
Metal tanks, heavy gauge, mfg.....	332420		13.9	2.6	2.3	0.7	0.5	0.0
Primary products.....		332420-P	13.2	2.5	2.3	0.8	0.6	0.0
Metal tanks, heavy gauge.....		332420-0	13.2	2.5	2.3	0.8	0.6	0.0
Secondary products and miscellaneous receipts.....		332420-SM						
Secondary products.....		332420-S	19.5	4.0	1.9	0.4	0.0	0.0
Light gauge metal container mfg.....	33243		24.2	4.6	0.5	1.2	-1.2	0.1
Metal can mfg.....	332431		29.1	5.6	1.4	1.5	-1.7	0.0
Primary products.....		332431-P	30.4	5.7	1.5	1.7	-1.7	0.0
Steel cans and tinware products.....		332431-1	40.4	9.6	0.7	4.8	0.0	0.0
Aluminum cans (including lids, ends, and parts shipped separately).....		332431-3	25.2	3.6	2.0	0.0	-2.7	0.0
Secondary products and miscellaneous receipts.....		332431-SM						
Secondary products.....		332431-S	—	3.0	—	—	—	—
Other metal container mfg.....	332439		11.4	1.8	-2.2	0.4	0.1	0.6
Steel shipping barrels & drums, exc. beer barrels (more than 12-gallon capacity)....		332439-3	—	1.9	-4.2	0.0	0.3	—
All other metal containers.....		332439-6	22.9	3.8	0.0	0.6	0.0	0.0
Secondary products and miscellaneous receipts.....		332439-SM						
Secondary products.....		332439-S	7.8	0.0	0.0	1.6	0.0	0.0
Hardware mfg.....	3325		16.3	0.1	0.4	0.0	1.1	1.3
Hardware mfg.....	33251		16.3	0.1	0.4	0.0	1.1	1.3
Hardware mfg.....	332510		16.3	0.1	0.4	0.0	1.1	1.3
Primary products.....		332510-P	17.5	0.0	0.3	0.0	1.5	1.4
All other miscellaneous hardware.....		332510-A	7.1	0.2	-0.1	0.0	0.6	0.2
Furniture hardware (excluding cabinet hardware).....		332510-2	19.1	0.0	4.3	0.0	-0.4	0.0
Builders' hardware, including fabricated metal safe and vault locks, & cabinet hardware.....		332510-4	14.1	0.0	0.0	0.1	3.3	2.5
Motor vehicle hardware (lock units, door & window handles, window regulators, hinges, etc.).....		332510-6	32.0	0.0	0.0	0.0	-0.9	0.0
Other transportation equipment hardware, incl. marine & aircraft (excl. motor vehicle hardware).....		332510-7	14.3	—	—	—	—	1.9
Secondary products and miscellaneous receipts.....		332510-SM						
Miscellaneous receipts.....		332510-M	10.3	2.5	0.0	-1.0	0.0	0.0
Secondary products.....		332510-S	8.6	-1.1	2.2	0.8	-2.3	2.2
Spring & wire product mfg.....	3326		25.7	2.3	0.3	4.1	3.7	0.3

See footnotes at end of table.

Table 12. Producer price index percentage changes for the net output of selected industries and their products, not seasonally adjusted — Continued
 [August 2022]

Title ¹	Industry code	Product code	Unadjusted 12-month percent change ²	Unadjusted 1-month percent change ²				
				Aug. 2021 to Aug. 2022 ^P	Mar. to Apr.	Apr. to May ^P	May to June ^P	June to July ^P
Spring & wire product mfg.	33261		25.7	2.3	0.3	4.1	3.7	0.3
Spring mfg.	332613		36.2	2.6	0.0	9.3	1.9	0.1
Primary products.		332613-P	39.6	2.6	0.0	10.1	2.1	0.1
Cold formed steel springs, except wire.		332613-3	35.0	0.4	0.1	0.0	-0.4	0.1
Hot formed steel springs, except wire.		332613-4	25.0	0.0	0.0	3.9	0.0	1.7
Precision mechanical wire springs.		332613-5	25.6	9.2	0.0	0.2	8.4	0.0
Precision mechanical extension- and torsion-type wire springs.		332613-51	19.3	3.0	0.0	0.2	5.8	0.0
Precision mechanical compression-type wire springs.		332613-52	28.3	12.1	0.0	0.2	9.6	0.0
Secondary products and miscellaneous receipts.		332613-SM						
Secondary products.		332613-S	3.2	1.2	-0.2	-0.3	-0.3	-0.1
Other fabricated wire product mfg.	332618		18.6	2.1	0.6	0.3	5.0	0.5
Primary products.		332618-P	14.8	2.3	0.4	0.5	1.0	0.9
Other ferrous wire products, excluding springs, made from purchased wire.		332618-B	19.7	5.5	0.8	0.4	0.2	0.8
Other fabricated wire products, made from purchased wire.		332618-2	17.6	0.0	0.0	1.4	2.8	1.6
Ferrous wire cloth and other ferrous woven wire products, made from purchased wire.		332618-3	11.9	3.9	0.0	0.0	0.8	1.2
Steel fencing and fence gates, made from purchased wire.		332618-7	14.8	4.1	0.0	-2.9	0.4	0.8
Steel nails, staples, tacks, spikes, and brads, made from purchased wire.		332618-9	19.3	0.3	2.7	2.6	0.8	-0.3
Secondary products and miscellaneous receipts.		332618-SM						
Secondary products.		332618-S	14.7	0.2	2.2	1.1	-0.2	-0.1
Mach shops, turn prod, screw, nut, bolt mfg.	3327		9.8	1.2	2.1	0.6	0.6	0.5
Machine shops.	33271		5.1	0.4	1.4	0.9	0.0	0.7
Machine shops.	332710		5.1	0.4	1.4	0.9	0.0	0.7
Primary products.		332710-P	5.3	0.4	1.5	0.9	0.0	0.7
Machine shop job work and job order repairs.		332710-0	5.3	0.4	1.5	0.9	0.0	0.7
Secondary products and miscellaneous receipts.		332710-SM						
Turned product & screw, nut & bolt mfg.	33272		15.8	2.2	2.9	0.4	1.2	0.3
Precision turned product mfg.	332721		15.3	1.8	2.2	0.4	0.5	0.8
Primary products.		332721-P	15.2	1.5	2.3	0.5	0.6	0.8
Precision turned products, automotive.		332721-1	1.1	0.0	0.0	0.0	0.0	0.0
Precision turned products, except automotive.		332721-3	19.5	1.9	2.9	0.6	0.7	1.0
Secondary products and miscellaneous receipts.		332721-SM						
Bolt, nut, screw, rivet, and washer mfg.	332722		16.7	2.7	3.9	0.4	2.3	-0.3
Primary products.		332722-P	15.0	2.9	4.3	0.5	1.4	-0.3
Nonthreaded metal fasteners (except aircraft types).		332722-B	19.6	1.1	0.9	-0.3	1.7	0.2
Aircraft fasteners, except plastics (including aerospace).		332722-1	18.3	5.8	8.9	0.0	0.0	0.0
Externally threaded metal fasteners (except aircraft types).		332722-3	17.6	2.3	3.7	1.1	2.6	-0.7
Hex bolts, including heavy, tap-and-joint (excluding high-strength structural & aircraft types).		332722-3122	16.1	0.5	0.3	0.4	2.4	0.0
Other metal bolts, including square, round, plow, high-strength structural, & bent bolts.		332722-3133	16.3	5.1	5.2	0.0	1.5	0.0
Cap, set, machine, lag, flange, and self-locking screws (except aircraft types). ...		332722-3144	32.2	2.9	3.3	0.5	1.7	-1.0
Other externally threaded metal fasteners, including studs (except aircraft types).		332722-3199	-	0.2	4.3	3.0	4.4	-
Internally threaded fasteners (except aircraft types).		332722-5	6.9	0.5	0.1	0.1	1.6	0.4
Secondary products and miscellaneous receipts.		332722-SM						
Miscellaneous receipts.		332722-M	25.7	-0.5	0.0	-1.5	24.4	-0.2
Coating/engrave/heat treating & other activity.	3328		12.6	1.5	0.4	-0.2	1.8	0.6
Coating/engrave/heat treating & other activity.	33281		12.6	1.5	0.4	-0.2	1.8	0.6
Metal heat treating.	332811		16.7	1.7	0.8	0.1	3.7	0.0
Primary products.		332811-P	14.3	0.7	0.8	0.1	2.7	0.0
Heat treating of metal for the trade (pickling, annealing, etc.).		332811-0	14.3	0.7	0.8	0.1	2.7	0.0
Secondary products and miscellaneous receipts.		332811-SM						
Metal coating and nonprecious engraving.	332812		10.9	1.3	0.2	-0.4	0.5	0.3
Primary products.		332812-P	11.3	1.3	0.2	-0.4	0.5	0.3
Metal coating, engraving, and allied services.		332812-0	11.3	1.3	0.2	-0.4	0.5	0.3
Secondary products and miscellaneous receipts.		332812-SM						
Electroplating, anodizing and coloring metal.	332813		11.9	1.5	0.5	0.0	2.5	1.8
Primary products.		332813-P	12.0	1.6	0.5	0.0	2.5	1.8
Electroplating, plating, polishing, anodizing and coloring metal.		332813-0	12.0	1.6	0.5	0.0	2.5	1.8
Secondary products and miscellaneous receipts.		332813-SM						
Other fabricated metal product mfg.	3329		10.9	1.4	0.9	1.6	0.1	0.1

See footnotes at end of table.

Table 12. Producer price index percentage changes for the net output of selected industries and their products, not seasonally adjusted — Continued
[August 2022]

Title ¹	Industry code	Product code	Unadjusted 12-month percent change ²	Unadjusted 1-month percent change ²				
				Aug. 2021 to Aug. 2022 ^P	Mar. to Apr.	Apr. to May ^P	May to June ^P	June to July ^P
Metal valve mfg.	33291		13.8	2.4	1.5	0.8	0.5	0.7
Industrial valve mfg.	332911		14.6	1.5	3.1	0.2	0.1	2.1
Primary products.		332911-P	14.9	1.7	3.0	0.2	0.1	2.2
Automatic regulating and control valves and parts (except nuclear), power operated.		332911-F	10.8	0.0	0.2	0.8	0.0	0.0
Industrial valves for water works and municipal equipment (IBBM, AWWA, and UL).		332911-N	—	—	—	—	—	—
Industrial ball valves (all metals, pressures, and types), incl. manual & power operated.		332911-Q	17.9	0.3	9.3	0.0	0.1	1.7
Industrial butterfly valves (all metals, pressures, and types), incl. manual & power operated.		332911-R	11.9	0.4	2.3	0.7	0.1	3.8
All other miscellaneous industrial valves.		332911-X	17.7	0.6	2.5	-0.1	0.5	5.8
Gates, globes, angles and other industrial valves.		332911-1	11.3	2.3	0.2	0.0	0.0	2.7
Secondary products and miscellaneous receipts.		332911-SM						
Miscellaneous receipts.		332911-M	14.4	-0.5	6.3	0.0	0.0	0.0
Secondary products.		332911-S	11.0	0.3	3.0	0.1	0.0	1.7
Fluid power valve and hose fitting mfg.	332912		12.3	1.7	0.0	1.9	0.3	-0.1
Primary products.		332912-P	14.4	2.4	0.1	1.8	0.5	0.0
Nonaerospace type hydraulic and pneumatic assemblies of hose.		332912-N	—	0.9	0.1	1.3	0.0	0.3
Nonaerospace type flared (metal) fittings, couplings and assemblies.		332912-T	20.6	0.0	0.0	3.0	4.8	0.0
Nonaerospace type flareless fittings and couplings (incl. nonmetal fittings).		332912-U	13.5	0.0	0.0	5.8	0.2	0.0
Parts for fluid power valves.		332912-X	—	1.6	0.2	0.9	3.1	—
Aerospace type hydraulic fluid power valves.		332912-1	1.2	0.7	0.0	0.0	0.0	0.0
Nonaerospace type hydraulic directional control valves.		332912-5	5.9	3.5	0.0	0.0	0.0	0.0
Nonaerospace type hydraulic valves, except directional control.		332912-7	12.6	6.9	1.3	0.0	0.0	0.2
Nonaerospace type pneumatic directional control valves.		332912-9	8.9	1.4	0.0	0.0	0.0	0.0
Secondary products and miscellaneous receipts.		332912-SM						
Miscellaneous receipts.		332912-M	6.4	0.7	0.0	2.2	0.0	0.0
Secondary products.		332912-S1	-0.1	-3.7	-0.7	3.1	-0.7	-1.3
Plumbing fixture fitting and trim mfg.	332913		11.4	3.5	0.3	0.6	0.6	-1.6
Primary products.		332913-P	9.8	-0.6	0.4	0.3	0.6	0.1
Miscellaneous metal and nonmetal plumbing fixtures, fittings, and trim.		332913-6	11.6	-2.5	0.0	0.9	1.7	-1.8
Metal and nonmetal lavatory and sink fittings, excluding single control.		332913-7	11.3	0.6	0.4	0.0	0.2	1.9
Secondary products and miscellaneous receipts.		332913-SM						
Other metal valve and pipe fitting mfg.	332919		16.6	4.9	1.1	0.6	2.0	0.7
Primary products.		332919-P	17.9	5.5	1.0	0.6	2.1	0.8
Plumbing and heating valves and specialties, except plumbers' brass goods.		332919-1	6.2	0.0	0.0	0.0	0.9	0.0
Metal fittings, flanges, and unions for pipe fittings.		332919-4	20.2	6.6	1.2	0.7	2.4	1.0
Secondary products and miscellaneous receipts.		332919-SM						
Secondary products.		332919-S	10.0	1.5	0.2	1.3	1.7	0.0
All other fabricated metal product mfg.	33299		8.5	0.6	0.4	2.3	-0.3	-0.4
Ball and roller bearing mfg.	332991		10.6	0.0	0.8	3.0	2.0	0.0
Primary products.		332991-P	10.1	0.0	0.8	2.7	1.8	0.0
Ball bearings, complete, unmounted.		332991-1	5.5	0.0	0.0	1.7	0.6	0.0
Tapered roller bearings (including cups & cones), unmounted.		332991-3	18.5	0.0	1.7	5.3	3.1	0.0
Other roller bearings, unmounted.		332991-5	5.5	0.0	0.0	0.5	4.2	0.0
Mounted bearings (excluding plain).		332991-7	11.7	-0.2	2.2	2.5	0.0	-0.1
Parts and components for ball and roller bearings (including balls and rollers) sold separately.		332991-9	7.2	0.0	0.3	1.8	0.0	0.1
Secondary products and miscellaneous receipts.		332991-SM						
Secondary products.		332991-S	—	—	—	—	3.1	0.2
Small arms ammunition mfg.	332992		5.5	0.0	1.0	0.3	0.0	0.0
Primary products.		332992-P	5.6	0.0	1.3	0.4	0.0	0.0
Small arms ammunition.		332992-0	5.6	0.0	1.3	0.4	0.0	0.0
All other ammo products, incl. industrial shells & cartridges, air gun ammo, percussion caps.		332992-07	6.5	0.0	0.9	0.0	0.0	0.0
Secondary products and miscellaneous receipts.		332992-SM						
Secondary products.		332992-S	0.8	0.0	0.0	0.0	0.0	0.0
Ammunition, except small arms, manufacturing.	332993		—	-0.3	0.2	0.0	0.2	2.3
Primary products.		332993-P	—	-0.6	0.0	0.0	0.5	4.3
Ammunition (excluding small arms), more than 30 mm (1.18 in.).		332993-0	—	-0.6	0.0	0.0	0.5	4.3
Secondary products and miscellaneous receipts.		332993-SM1						
Fabricated pipe and pipe fitting mfg.	332996		11.0	2.4	0.0	4.7	-2.4	-2.0
Primary products.		332996-P	7.3	2.6	0.0	3.8	-2.6	-2.2

See footnotes at end of table.

Table 12. Producer price index percentage changes for the net output of selected industries and their products, not seasonally adjusted — Continued
 [August 2022]

Title ¹	Industry code	Product code	Unadjusted 12-month percent change ²	Unadjusted 1-month percent change ²				
				Aug. 2021 to Aug. 2022 ^P	Mar. to Apr.	Apr. to May ^P	May to June ^P	June to July ^P
Fabricated pipe and pipe fitting mfg - Continued								
Fabricated pipe and pipe fittings made from purchased pipe.....		332996-0	7.3	2.6	0.0	3.8	-2.6	-2.2
Secondary products and miscellaneous receipts.....		332996-SM						
Miscellaneous fabricated metal product mfg.....	332999		9.2	0.5	0.4	2.2	-0.6	-0.5
Primary products.....		332999-P	9.1	0.5	0.5	2.2	-0.7	-0.7
All other miscellaneous fabricated metal products.....		332999-N	9.5	0.6	0.5	2.3	-0.7	-0.7
Secondary products and miscellaneous receipts.....		332999-SM						
Secondary products.....		332999-S	14.1	0.0	0.0	2.2	0.0	0.0
Small arms, ordnance, and ordnance accessories mfg.....	33299T		2.8	0.0	0.0	0.0	0.9	0.0
Primary products.....		33299T-P	3.1	0.0	0.0	0.0	1.0	0.0
Single barrel shotguns, other small firearms n.e.c., and parts & attachments for small arms.....		33299T-45	1.4	0.0	0.0	0.0	0.0	0.0
Secondary products and miscellaneous receipts.....		33299T-SM						
Machinery manufacturing.....	333		12.7	2.0	0.9	0.8	0.6	0.5
Agricultural, construction, and mining machinery mfg.....	3331		12.8	2.5	0.8	0.9	0.3	1.3
Agricultural implement manufacturing.....	33311		15.8	3.0	0.9	1.8	0.1	0.6
Farm machinery and equipment mfg.....	333111		16.9	3.1	0.9	1.9	0.1	0.7
Primary products.....		333111-P	16.1	3.1	0.5	1.8	0.1	0.7
Haying machinery and attachments.....		333111-A	18.4	3.3	0.0	0.0	0.0	0.0
Parts for farm machinery, for sale separately.....		333111-C	17.6	3.0	0.6	-0.8	1.4	0.7
Farm plows, harrows, rollers, pulverizers, etc., and attachments.....		333111-E	27.3	5.9	0.0	9.6	0.0	2.5
All other farm machinery and equipment, excluding parts, including attachments.....		333111-G	20.2	1.0	-0.2	-0.1	0.7	1.6
Commercial turf and grounds care equipment, including parts and attachments.....		333111-J	12.0	4.4	0.0	0.2	0.0	2.4
Farm dairy equipment, sprayers and dusters, farm blowers, and attachments.....		333111-4	13.7	1.1	1.5	1.1	3.1	0.1
Planting, seeding, and fertilizing machinery and attachments.....		333111-7	10.3	4.7	3.7	0.0	-8.0	0.1
Harvesting machinery (except hay and straw) and attachments.....		333111-9	18.7	3.2	-0.1	4.3	0.9	0.0
Secondary products and miscellaneous receipts.....		333111-SM						
Miscellaneous receipts.....		333111-M	32.3	3.2	8.8	2.7	0.4	0.4
Secondary products.....		333111-S	26.0	3.8	1.0	2.3	0.6	0.7
Lawn and garden equipment mfg.....	333112		10.1	2.3	1.1	1.3	0.2	0.1
Primary products.....		333112-P	10.5	2.3	1.3	1.5	0.2	0.0
Consumer nonriding lawn, garden, and snow equipment.....		333112-1	5.5	3.1	0.2	1.1	0.0	0.0
Consumer riding lawn, garden, and snow equipment.....		333112-3	15.6	2.5	0.0	3.1	0.4	0.0
Parts and attachments for consumer lawn, garden, and snow equipment.....		333112-7	16.1	-0.1	6.1	0.0	0.2	0.1
Secondary products and miscellaneous receipts.....		333112-SM						
Secondary products.....		333112-S	8.3	2.7	-0.4	0.1	0.4	0.7
Construction machinery manufacturing.....	33312		13.8	2.9	0.6	0.4	0.8	2.8
Construction machinery mfg.....	333120		13.8	2.9	0.6	0.4	0.8	2.8
Primary products.....		333120-P	13.4	3.1	0.3	0.5	0.4	3.1
Power cranes, loaders, dozers, tractors, off-highway trucks, mixers, pavers, backhoes, etc.....		333120-1	14.2	3.4	0.4	0.3	0.3	4.1
Power cranes, draglines, & shovels (excavators) (incl. surface mining equip.) (excluding parts).....		333120-11	14.8	3.8	0.5	0.1	0.5	4.9
Mixers, pavers, and related equipment (excluding parts).....		333120-12	20.3	3.5	3.0	0.1	0.0	4.5
Off-highway trucks, haulers, truck-type tractor chassis, trailers, etc. (excluding parts).....		333120-13	7.4	3.2	0.0	0.0	1.7	1.4
Tractor shovel loaders (skid steer, wheel, crawler, and integral design backhoes).....		333120-14	14.6	4.3	0.0	0.1	0.0	5.1
Construction wheel and crawler tractors, dozers, self-propelled log skidders, etc.....		333120-15	12.7	1.9	0.3	1.0	0.0	2.3
Graders, rollers & compactors, rough-terrain forklifts, scrapers, trenchers, etc. (excl. parts).....		333120-16	16.1	4.5	0.0	0.0	0.0	5.6
Construction machinery for mounting (excluding parts, winches, snow clearing attachments).....		333120-17	13.7	3.1	0.0	0.0	0.0	3.7
Parts for construction machinery and equipment, sold separately.....		333120-9	15.2	1.0	0.6	2.7	0.2	0.6
Parts for cranes, draglines, and shovels (including surface mining equipment) (sold separately).....		333120-91	15.3	0.0	1.3	0.0	0.4	0.0
Parts for off-highway wheel tractors and shovel loaders (sold separately).....		333120-92	10.6	0.0	0.0	3.7	0.0	0.0
Parts for other construction machinery (sold separately).....		333120-93	16.5	1.8	0.3	3.8	0.2	1.1
Secondary products and miscellaneous receipts.....		333120-SM						
Miscellaneous receipts.....		333120-M	18.7	2.0	3.2	-0.1	3.5	0.4
Secondary products.....		333120-S	2.7	0.3	0.3	0.0	0.0	0.0
Mining and oil and gas field machinery mfg.....	33313		7.4	1.3	1.0	0.3	0.0	0.2
Mining machinery and equipment mfg.....	333131		13.9	4.9	0.7	0.1	0.0	0.5

See footnotes at end of table.

Table 12. Producer price index percentage changes for the net output of selected industries and their products, not seasonally adjusted — Continued
[August 2022]

Title ¹	Industry code	Product code	Unadjusted 12-month percent change ²	Unadjusted 1-month percent change ²				
			Aug. 2021 to Aug. 2022 ^P	Mar. to Apr.	Apr. to May ^P	May to June ^P	June to July ^P	July to Aug. ^P
Mining machinery and equipment mfg - Continued								
Primary products.....		333131-P	13.9	5.3	0.7	0.1	0.0	0.4
Mining machinery and equipment (except parts sold separately).....		333131-2	14.7	7.1	0.8	0.1	0.0	0.3
Underground mining machinery (except parts sold separately).....		333131-21	11.1	10.1	0.0	0.0	0.0	0.0
Mineral processing & beneficiation machinery (except parts sold separately)....		333131-23	29.3	0.0	3.0	0.0	0.0	0.0
Crushing, pulverizing & screening machinery (except parts sold separately)....		333131-25	26.0	0.0	2.0	0.0	0.0	0.0
Drills and other mining machinery (except parts sold separately).....		333131-27	18.2	0.8	5.1	1.0	0.0	3.6
Parts and attachments for mining machinery and equipment (sold separately)....		333131-9	11.6	0.1	0.5	0.3	0.0	0.8
Secondary products and miscellaneous receipts.....		333131-SM						
Miscellaneous receipts.....		333131-M	17.8	1.4	0.0	0.0	0.0	2.6
Oil and gas field machinery and equipment mfg.....	333132		5.2	0.0	1.1	0.4	0.0	0.1
Primary products.....		333132-P	5.2	0.0	1.2	0.4	0.0	0.0
Oil and gas field production machinery and equipment (except pumps).....		333132-A	14.1	0.0	3.8	1.1	0.0	0.0
Oil and gas field production machinery and equipment (except pumps and parts sold separately).....		333132-A1	13.9	0.0	4.3	0.6	0.0	0.0
Parts and attachments for oil and gas field production machinery and equipment (except pumps).....		333132-A2	14.9	0.0	1.1	3.7	0.0	0.0
Rotary oil and gas field drilling machinery and equipment.....		333132-1	1.2	0.0	0.1	0.0	0.0	0.0
Other oil and gas field drilling machinery and equipment.....		333132-8	-	0.0	0.0	0.5	0.0	-
Secondary products and miscellaneous receipts.....		333132-SM						
Industrial machinery manufacturing.....	3332		10.9	4.1	0.7	0.2	0.2	-1.2
Other industrial machinery manufacturing.....	33324		10.9	4.1	0.7	0.2	0.2	-1.2
Food product machinery mfg.....	333241		13.2	1.7	1.3	0.9	1.3	0.1
Primary products.....		333241-P	13.7	2.0	1.6	0.8	0.7	0.0
Dairy and milk products plant machinery and equipment.....		333241-1	19.5	5.0	0.0	3.4	0.4	0.0
Commercial food products machinery (except packaging and cooking equipment).....		333241-3	11.8	1.2	0.0	0.0	1.4	0.1
Industrial food products machinery for processing foods, beverages, & animal & fowl feed.....		333241-5	13.1	1.5	4.4	0.5	0.2	0.0
Other industrial food and feed machinery.....		333241-51	15.2	0.4	6.4	1.0	0.3	0.0
Machinery for sorting, grading, and cleaning fruits, vegetables, eggs, and for processing meat.....		333241-52	9.2	3.0	1.2	0.0	0.0	0.0
Parts and attachments for industrial food and feed products machinery.....		333241-53	13.5	2.1	4.1	0.0	0.0	0.0
Secondary products and miscellaneous receipts.....		333241-SM						
Miscellaneous receipts.....		333241-M	11.9	0.0	-0.1	1.9	5.8	0.2
Secondary products.....		333241-S	6.1	0.5	0.0	0.2	0.0	0.0
Semiconductor machinery mfg.....	333242		1.1	0.9	0.0	0.0	0.0	0.0
Primary products.....		333242-P	1.1	0.9	0.0	0.0	0.0	0.0
Semiconductor machinery and parts.....		333242-0	1.1	0.9	0.0	0.0	0.0	0.0
Secondary products and miscellaneous receipts.....		333242-SM						
Miscellaneous receipts.....		333242-M	0.5	0.0	0.0	0.1	0.0	0.2
Sawmill, woodworking and paper machinery mfg.....	333243		10.6	0.8	1.3	1.4	0.0	1.0
Primary products.....		333243-P	10.9	0.9	1.3	1.5	0.0	1.0
Sawmill and woodworking machinery.....		333243-A	11.2	0.3	1.6	0.5	0.0	0.0
Sawmill and woodworking machinery, excluding parts & attachments.....		333243-A3	12.6	0.4	1.9	0.4	0.0	0.0
Parts, attachments & accessories for sawmill & woodworking machinery.....		333243-A4	4.8	0.0	0.0	1.0	0.0	0.0
Paper industry machinery.....		333243-B	10.8	1.0	1.3	1.8	0.0	1.3
Paper industry machinery, excluding parts & attachments.....		333243-B1	6.8	1.2	0.2	1.1	0.1	0.0
Parts and attachments for paper industry machinery.....		333243-B2	15.3	0.9	2.5	2.5	0.0	2.6
Secondary and miscellaneous receipts.....		333243-SM						
Miscellaneous receipts.....		333243-M	-	0.0	0.9	0.0	0.0	0.0
Printing machinery and equipment mfg.....	333244		6.2	0.2	0.2	0.5	0.3	0.7
Primary products.....		333244-P	6.4	0.2	0.2	0.6	0.3	0.7
All other miscellaneous printing trades machinery, including parts.....		333244-A	6.5	0.3	0.4	0.8	0.5	1.1
Other printing machinery and equipment, including pre-press preparation and typesetting.....		333244-A7	6.9	-0.4	1.1	2.8	0.4	3.2
Parts, attachments, and accessories for printing trades machinery.....		333244-A8	6.4	0.5	0.1	0.0	0.5	0.2
Secondary products and miscellaneous receipts.....		333244-SM						
Secondary products.....		333244-S	10.3	1.6	0.1	0.0	0.1	0.3
Other industrial machinery mfg.....	333249		16.4	7.6	0.9	-0.3	0.0	-2.8
Primary products.....		333249-P	17.7	8.4	0.8	-0.4	0.0	-3.1
Plastics-working machinery and equipment and parts, excluding patterns and molds.....		333249-1	4.1	0.1	0.1	0.6	0.0	-0.7
Parts for plastics-working machinery.....		333249-14	1.4	0.0	0.0	0.0	0.0	0.0

See footnotes at end of table.

Table 12. Producer price index percentage changes for the net output of selected industries and their products, not seasonally adjusted — Continued
[August 2022]

Title ¹	Industry code	Product code	Unadjusted 12-month percent change ²	Unadjusted 1-month percent change ²				
				Aug. 2021 to Aug. 2022 ^P	Mar. to Apr.	Apr. to May ^P	May to June ^P	June to July ^P
Other industrial machinery mfg - Continued								
Plastics-working machinery and equipment, excluding patterns, molds, and parts sold separately.....		333249-19	4.7	0.1	0.1	0.7	0.0	-0.9
Textile machinery (except parts, attachments, and accessories).....		333249-5	7.1	0.0	0.4	0.0	0.0	0.0
Parts and attachments for textile machinery.....		333249-7	3.3	0.0	0.0	0.0	0.0	0.0
All other industrial machinery.....		333249-8	21.7	10.7	1.0	-0.5	0.0	-3.7
Secondary products and miscellaneous receipts.....		333249-SM						
Miscellaneous receipts.....		333249-M	4.4	0.0	1.5	0.9	0.0	0.0
Commercial and service industry machinery.....	3333		12.0	0.6	2.0	0.6	1.2	0.4
Commercial and service industry machinery.....	33331		12.0	0.6	2.0	0.6	1.2	0.4
Optical instrument and lens mfg.....	333314		6.1	0.3	0.1	-0.3	0.0	0.7
Primary products.....		333314-P	5.8	0.3	0.1	-0.3	0.0	0.8
All other miscellaneous optical instruments and lenses (including binoculars and astronomical).....		333314-3	3.5	0.8	0.1	-0.7	0.0	1.8
Secondary products and miscellaneous receipts.....		333314-SM						
Photographic and photocopying equipment mfg.....	333316		—	5.4	0.0	0.0	—	—
Primary products.....		333316-P	—	5.1	0.0	0.0	—	—
Motion picture & other photographic equipment, n.e.c.....		333316-4	—	5.1	0.0	0.0	—	—
Secondary products and miscellaneous receipts.....		333316-SM						
Other commercial and service industry machinery mfg.....	333318		13.5	0.1	2.6	0.9	1.6	0.4
Primary products.....		333318-P	13.3	0.1	2.6	0.8	1.5	0.4
Commercial cooking and food warming equipment.....		333318-A	26.1	0.0	7.2	1.5	3.5	0.0
Commercial non electric cooking and food warming equipment, excluding parts and accessories.....		333318-A1	28.1	0.0	10.6	0.0	3.4	0.0
Commercial electric cooking and food warming equipment, excluding parts and accessories.....		333318-A2	23.6	0.1	3.1	4.2	3.1	0.0
Parts and accessories for commercial cooking and food warming equipment.....		333318-A3	22.0	0.0	0.0	2.3	5.5	0.0
Electronic teaching machines, teaching aids, etc., including kits.....		333318-H	—	0.0	0.0	0.0	0.0	—
Miscellaneous machinery products.....		333318-J	11.7	0.3	1.4	0.6	1.4	0.8
Other service industry equipment.....		333318-J4	12.1	0.3	0.5	0.6	1.6	0.9
Commercial and industrial floor and carpet cleaning machines, excluding vacuum cleaners.....		333318-J5	8.3	0.0	6.0	0.1	0.4	0.0
Commercial laundry and drycleaning machinery.....		333318-5	14.8	0.0	1.3	0.0	0.0	1.8
Secondary products and miscellaneous receipts.....		333318-SM						
Miscellaneous receipts.....		333318-M	13.9	0.1	4.3	0.9	2.0	0.2
Secondary products.....		333318-S	16.2	0.3	0.0	2.5	2.3	0.5
HVAC and commercial refrigeration equipment.....	3334		20.4	2.1	1.1	1.3	0.8	0.3
HVAC and commercial refrigeration equipment.....	33341		20.4	2.1	1.1	1.3	0.8	0.3
Fan, blower, air purification equipment mfg.....	333413		10.6	1.4	0.2	0.2	0.8	-0.1
Primary products.....		333413-P	11.0	1.5	0.2	0.2	0.8	-0.2
Air purification equipment.....		333413-1	10.5	0.0	0.3	0.1	1.3	-0.2
Dust collection and other air purification equipment for industrial gas cleaning systems.....		333413-11	7.1	0.0	0.0	0.0	0.8	0.0
Dust collection and other air purification equipment for cleaning incoming air.....		333413-13	13.9	0.0	0.6	0.3	1.9	-0.5
Air filters for air-conditioners and furnaces, etc. of 2400 CFM or less, except parts.....		333413-131	15.1	0.0	-0.1	0.3	1.8	-0.8
Other dust collection and air purification equipment, except parts.....		333413-132	6.7	0.0	0.0	0.1	0.1	0.0
Parts for dust collection and air purification equipment.....		333413-133	17.4	0.0	3.2	0.3	3.3	0.0
Industrial and commercial fans and blowers.....		333413-2	11.8	4.0	0.0	0.3	0.0	0.0
Centrifugal blower filter units, and classes I-IV centrifugal fans, except parts.....		333413-22	18.8	3.5	0.3	0.9	0.1	0.0
Other centrifugal fans and blowers, except parts.....		333413-23	8.5	2.4	0.0	0.3	0.0	0.0
Parts and accessories for fans and blowers.....		333413-29	14.6	2.4	0.0	0.7	0.0	0.0
Secondary products and miscellaneous receipts.....		333413-SM						
Secondary products.....		333413-S	15.4	0.0	0.6	1.2	0.7	0.0
Heating equipment (except warm air furnaces) mfg.....	333414		17.2	0.8	0.1	0.7	1.2	0.8
Primary products.....		333414-P	17.7	0.9	0.2	0.8	1.3	0.8
Other heating equipment, except electric (incl. parts for nonelectric equipment & oil burners).....		333414-D	19.0	1.1	0.3	1.3	1.7	0.2
Cast iron heating boilers, radiators, and convectors (except parts).....		333414-1	27.1	3.7	0.0	0.0	1.0	2.4
Domestic heating stoves (except electric and parts).....		333414-3	12.4	0.0	0.0	0.0	0.9	0.0
Floor and wall furnaces, unit heaters, infrared heaters, and mechanical stokers.....		333414-7	14.3	0.6	0.3	1.1	1.4	2.4
Secondary products and miscellaneous receipts.....		333414-SM						
Secondary products.....		333414-S	22.1	2.2	0.0	0.0	0.0	1.7
Air-conditioning, refrigeration, and forced air heating equipment mfg.....	333415		23.0	2.4	1.5	1.7	0.7	0.3

See footnotes at end of table.

Table 12. Producer price index percentage changes for the net output of selected industries and their products, not seasonally adjusted — Continued
 [August 2022]

Title ¹	Industry code	Product code	Unadjusted 12-month percent change ²	Unadjusted 1-month percent change ²				
			Aug. 2021 to Aug. 2022 ^P	Mar. to Apr.	Apr. to May ^P	May to June ^P	June to July ^P	July to Aug. ^P
Air-conditioning, refrigeration, and forced air heating equipment mfg - Continued								
Primary products.....		333415-P	23.9	2.4	1.5	1.7	0.7	0.4
Warm air furnaces, including duct furnaces and humidifiers, and electric comfort heating.....		333415-C	15.9	-1.7	4.1	-0.3	-0.4	0.0
Parts and accessories for air conditioning and heat transfer equipment.....		333415-D	19.5	3.8	2.2	0.6	0.6	3.5
Unitary air-conditioners, except air source heat pumps.....		333415-E	18.6	1.5	1.8	1.0	0.9	0.6
Heat pumps.....		333415-H	11.3	3.1	1.0	-1.1	0.7	0.1
Heat transfer equipment (except elec dehumidifiers), mechanically refrigerated, self-contained.....		333415-2	23.7	2.8	1.4	2.7	0.3	0.0
Commercial refrigerators and related equipment.....		333415-3	37.3	5.3	0.7	0.6	2.1	0.0
Refrigeration condensing units, all refrigerants, except ammonia (complete).....		333415-5	30.5	2.3	0.0	3.0	2.2	0.3
All other miscellaneous refrigeration and air-conditioning equipment.....		333415-9	37.1	4.5	3.0	0.9	0.0	0.0
Secondary products and miscellaneous receipts.....		333415-SM						
Secondary products.....		333415-S	27.6	6.3	0.8	0.3	0.0	0.0
Metalworking machinery manufacturing.....	3335		8.4	0.8	0.7	0.2	0.3	0.4
Metalworking machinery manufacturing.....	33351		8.4	0.8	0.7	0.2	0.3	0.4
Industrial mold mfg.....	333511		9.2	3.1	0.3	0.1	0.2	0.3
Primary products.....		333511-P	8.7	3.5	0.3	0.1	0.2	0.2
Industrial molds and mold boxes.....		333511-0	8.7	3.5	0.3	0.1	0.2	0.2
Industrial injection-type molds made of metal for plastics.....		333511-05	3.8	0.0	0.7	0.0	0.3	0.6
Other industrial molds and mold boxes.....		333511-06	11.5	5.4	0.1	0.2	0.2	0.0
Secondary products and miscellaneous receipts.....		333511-SM						
Secondary products.....		333511-S	—	0.5	0.0	—	—	—
Special tool, die, jig, and fixture mfg.....	333514		9.1	0.4	0.8	0.4	0.8	0.3
Primary products.....		333514-P	8.1	0.3	0.8	0.2	0.2	0.3
Special dies, tools, jigs, and fixtures.....		333514-0	8.1	0.3	0.8	0.2	0.2	0.3
Jigs and fixtures, including parts.....		333514-0A	8.8	0.0	0.4	0.4	0.0	0.5
Metalworking die and die sets.....		333514-0B	5.6	0.1	1.3	0.1	0.1	0.2
Standard punches, industrial prototypes, die parts & other special tooling for dies.....		333514-0C	10.9	0.9	0.4	0.0	0.7	0.0
Secondary products and miscellaneous receipts.....		333514-SM						
Miscellaneous receipts.....		333514-M	17.2	0.7	0.0	0.0	10.7	0.6
Secondary products.....		333514-S	19.7	1.3	2.1	4.6	0.0	0.2
Cutting tool and machine tool accessory mfg.....	333515		6.4	0.0	0.0	0.3	0.4	0.6
Primary products.....		333515-P	7.1	0.0	0.0	0.3	0.3	0.7
Cutting tools for machine tools and metalworking machinery.....		333515-4	6.3	0.0	0.0	0.3	0.2	0.7
Other cutting tools for machine tools, excluding tips and blanks.....		333515-41	6.2	0.0	0.0	0.2	-0.1	0.9
End mills and milling cutters.....		333515-44	4.5	-0.1	0.1	0.7	0.5	0.2
Threading tools, including blanks, tips and inserts.....		333515-45	12.3	0.0	0.0	0.0	0.2	-0.2
Carbon and high-speed steel shank, solid, tipped carbide twist drills for machine tools.....		333515-48	7.0	0.0	0.0	0.5	1.7	1.0
Taps, carbide indexable, and throwaway inserts for machine tools.....		333515-49	5.5	0.0	0.0	1.1	0.0	0.5
Other attachments and accessories for machine tools and metalworking machinery.....		333515-5	11.8	0.0	0.0	0.0	1.1	0.9
Secondary products and miscellaneous receipts.....		333515-SM						
Secondary products.....		333515-S	4.2	0.0	0.0	0.0	1.4	0.0
Machine tool mfg.....	333517		5.9	0.1	1.6	0.2	0.0	0.7
Primary products.....		333517-P	4.8	0.0	1.1	0.2	0.0	0.5
Metal cutting machine tools.....		333517-2	4.3	0.0	0.5	0.2	0.0	0.3
Parts for metal cutting machine tools (sold separately) & rebuilt machine tools.....		333517-26	8.1	0.0	2.9	0.0	0.0	0.6
Metal machining centers (multifunction numerically controlled machines).....		333517-27	2.9	0.0	0.0	0.0	0.0	0.0
Other metal cutting machine tools.....		333517-2B	3.7	0.0	0.1	0.0	0.0	0.4
Metal forming machine tools.....		333517-3	6.2	0.1	2.9	0.4	0.0	1.0
Metal punching and shearing (power & manual), and bending and forming machines (power only).....		333517-31	0.4	0.0	0.0	0.0	0.0	0.0
Other metal forming machine tools, including forging and die-stamping machines (except presses).....		333517-35	—	0.0	10.4	1.0	0.0	—
Parts for metal forming machine tools (sold separately) and rebuilt metal forming machine tools.....		333517-37	6.8	0.5	0.2	0.3	0.0	1.7
Secondary products and miscellaneous receipts.....		333517-SM						
Miscellaneous receipts.....		333517-M	11.2	0.0	5.2	0.0	0.0	2.4
Secondary products.....		333517-S	11.9	0.6	1.5	0.0	0.0	0.3
Rolling mill and other metalworking machinery mfg.....	333519		14.5	0.8	0.1	0.1	0.0	0.1
Primary products.....		333519-P	15.9	0.9	0.1	0.2	0.0	0.2
Other metalworking machinery, excluding handheld & ultrasonic.....		333519-83	6.5	3.7	0.1	0.5	0.0	0.0

See footnotes at end of table.

Table 12. Producer price index percentage changes for the net output of selected industries and their products, not seasonally adjusted — Continued
[August 2022]

Title ¹	Industry code	Product code	Unadjusted 12-month percent change ²	Unadjusted 1-month percent change ²				
				Aug. 2021 to Aug. 2022 ^P	Mar. to Apr.	Apr. to May ^P	May to June ^P	June to July ^P
Rolling mill and other metalworking machinery mfg - Continued								
Secondary products and miscellaneous receipts.....		333519-SM						
Miscellaneous receipts.....		333519-M	5.4	0.4	0.4	0.0	0.0	-0.7
Turbine and power transmission equipment mfg.....	3336		7.9	1.8	0.8	0.2	0.6	0.2
Turbine and power transmission equipment mfg.....	33361		7.9	1.8	0.8	0.2	0.6	0.2
Turbine and turbine generator set units mfg.....	333611		5.3	2.3	0.1	0.3	-0.1	-0.6
Primary products.....		333611-P	6.0	3.1	0.1	0.3	0.0	-0.6
Turbines and turbine generator sets.....		333611-0	6.0	3.1	0.1	0.3	0.0	-0.6
Steam, gas, and other turbines and turbine generators.....		333611-05	0.7	0.9	1.5	0.5	0.1	-0.9
Parts & accessories for turbines, turbine generators, and turbine generator sets.....		333611-07	–	17.7	0.0	0.0	1.6	0.0
Speed changer, drive, and gear mfg.....	333612		12.8	1.0	2.3	0.0	0.3	1.8
Primary products.....		333612-P	12.9	1.0	2.0	0.0	0.3	2.0
Gears, pinions, racks, and worms, sold separately.....		333612-3	13.6	1.2	0.0	0.0	1.0	0.0
Speed changers, industrial high speed drives, and parts other than loose gearing.....		333612-7	12.6	0.9	3.0	0.0	0.0	3.1
Secondary products and miscellaneous receipts.....		333612-SM						
Secondary products.....		333612-S	16.6	0.0	6.5	0.0	-0.5	0.3
Mechanical power transmission equipment mfg.....	333613		14.9	1.3	1.3	1.0	1.6	2.0
Primary products.....		333613-P	13.9	1.0	1.5	1.1	1.2	2.2
Mechanical power transmission equipment, except speed changers, drives, & gears.....		333613-3	13.6	1.3	0.6	1.5	1.6	1.2
Secondary products and miscellaneous receipts.....		333613-SM						
Other engine equipment mfg.....	333618		7.4	1.7	0.9	0.0	1.0	0.1
Primary products.....		333618-P	7.6	1.6	1.1	0.0	0.9	0.1
Parts & accessories for internal combustion engines, ex. aircraft & gasoline automotive engines.....		333618-F	8.5	0.3	3.2	0.2	0.2	0.2
Diesel, semidiesel, and dual-fuel engines (except automotive).....		333618-3	8.1	4.3	0.0	0.1	0.0	0.0
Diesel, semidiesel, and dual-fuel engines for automobiles, trucks, and buses.....		333618-5	5.9	0.5	1.0	0.0	0.0	0.0
Secondary products and miscellaneous receipts.....		333618-SM						
Secondary products.....		333618-S	11.8	4.9	0.0	0.0	2.6	0.0
Other general purpose machinery manufacturing.....	3339		13.3	1.6	1.0	0.9	0.9	0.6
Pump and compressor manufacturing.....	33391		15.2	1.6	1.7	1.0	1.4	0.3
Air and gas compressor mfg.....	333912		18.9	2.2	2.7	1.8	1.9	0.6
Primary products.....		333912-P	20.1	2.3	3.4	1.9	1.7	0.7
Air and gas compressors and vacuum pumps.....		333912-1	19.4	2.7	1.6	2.6	1.8	0.7
Parts & attachments for air & gas compressors, ex. refrigeration, ice making, & a/c.....		333912-6	36.9	2.1	15.2	0.0	2.4	0.5
Secondary products and miscellaneous receipts.....		333912-SM						
Miscellaneous receipts.....		333912-M	14.6	2.3	0.1	0.0	5.0	0.0
Measuring, dispensing, and other pumping equipment mfg.....	333914		12.7	1.1	1.1	0.4	1.0	0.1
Primary products.....		333914-P	12.2	1.1	1.0	0.5	1.0	0.0
Pumps and pumping equipment, excluding measuring and dispensing pumps.....		333914-1	12.0	1.3	1.2	0.5	1.1	0.0
Pumps and pumping equipment, complete, excluding measuring and dispensing pumps.....		333914-11	12.5	1.4	1.0	0.6	1.2	0.0
Domestic water systems.....		333914-111	–	0.0	1.4	0.0	0.0	–
Oil-well and oil-field pumps, except boiler feed.....		333914-113	9.4	1.2	0.2	0.7	0.0	0.0
Industrial pumps, excluding hydraulic fluid power pumps, automatic circulating pumps, etc.....		333914-114	13.7	1.4	1.0	0.9	1.8	0.0
Other pumps, except automotive circulating pumps, and measuring and dispensing pumps.....		333914-115	13.4	2.7	1.4	0.0	1.8	0.0
Parts and attachments for pumps and pumping equipment, excluding measuring and dispensing.....		333914-15	9.1	0.6	1.7	0.1	0.3	0.2
Measuring and dispensing pumps and parts and attachments.....		333914-3	–	0.0	0.0	–	–	–
Secondary products and miscellaneous receipts.....		333914-SM						
Miscellaneous receipts.....		333914-M	12.4	0.7	0.2	0.5	1.3	1.2
Secondary products.....		333914-S	27.4	1.2	4.3	0.1	1.5	0.0
Material handling equipment manufacturing.....	33392		14.3	2.0	0.7	1.3	0.6	0.4
Elevator and moving stairway mfg.....	333921		18.1	0.7	0.2	0.1	0.8	0.1
Primary products.....		333921-P	16.2	0.8	0.0	0.1	0.0	0.1
Elevators and moving stairways.....		333921-1	19.0	0.7	0.0	0.2	0.0	0.0
Parts and attachments for elevators and moving stairways (sold separately).....		333921-3	6.4	1.2	0.0	0.0	-0.1	0.4
Secondary products and miscellaneous receipts.....		333921-SM						

See footnotes at end of table.

Table 12. Producer price index percentage changes for the net output of selected industries and their products, not seasonally adjusted — Continued
[August 2022]

Title ¹	Industry code	Product code	Unadjusted 12-month percent change ²	Unadjusted 1-month percent change ²				
				Aug. 2021 to Aug. 2022 ^P	Mar. to Apr.	Apr. to May ^P	May to June ^P	June to July ^P
Conveyor and conveying equipment mfg.	333922		16.7	0.8	1.7	1.1	1.0	0.7
Primary products.....		333922-P	15.5	0.8	1.1	1.3	1.0	0.6
Unit handling conveyors and conveying systems.....		333922-1	6.6	1.2	0.1	1.6	0.3	0.0
Unit handling gravity and trolley conveyors and conveying systems.....		333922-12	2.8	0.0	0.0	0.1	0.1	0.0
Unit handling tow, belt, roller, pneumatic, portable, carousel, and other nonbelt conveyors.....		333922-14	7.5	1.5	0.1	2.0	0.3	0.0
Parts and accessories for unit handling conveyors and conveying systems, sold separately.....		333922-7	4.4	0.5	1.0	0.0	0.1	0.0
Bulk material handling conveyors and conveying systems.....		333922-8	28.8	0.7	1.0	1.3	2.3	1.5
Parts and accessories for bulk material handling conveyors and conveying systems.....		333922-9	20.1	0.0	4.8	1.1	0.5	0.4
Secondary products and miscellaneous receipts.....		333922-SM						
Miscellaneous receipts.....		333922-M	27.1	0.6	5.7	0.1	0.0	1.3
Secondary products.....		333922-S	13.0	0.0	2.6	0.4	3.4	0.1
Overhead cranes, hoists and monorail systems mfg.	333923		14.6	1.2	0.5	2.9	0.4	0.8
Primary products.....		333923-P	14.8	1.3	0.5	3.3	0.4	0.9
Hoists and parts and attachments for hoists (sold separately).....		333923-1	18.2	2.6	1.8	0.3	1.8	3.0
Overhead traveling cranes and monorail systems, including parts and attachments sold separately.....		333923-3	20.8	0.3	2.5	1.0	2.2	2.8
Winches, aerial work platforms, and automotive wrecker hoists, including parts and attachments.....		333923-7	13.5	1.3	0.0	4.0	0.0	0.3
Secondary products and miscellaneous receipts.....		333923-SM						
Secondary products.....		333923-S	10.8	0.3	2.1	0.1	0.1	1.2
Industrial truck, trailer, and stacker mfg.	333924		11.7	3.9	0.3	0.3	0.4	0.0
Primary products.....		333924-P	12.2	4.2	0.6	0.3	0.4	0.0
Industrial trucks, tractors, mobile straddle carriers & cranes, & automatic stacking machines.....		333924-2	12.9	4.7	0.6	0.3	0.5	0.0
Work trucks with lifting & handling equipment, operator riding, electric, self-propelled.....		333924-21	16.2	7.7	0.1	0.1	0.1	0.0
Work trucks, not fitted with lifting and handling equipment.....		333924-25	18.7	6.2	0.1	0.1	0.6	0.0
Bulk powered material moving equipment, dock boards and metal pallets and skids.....		333924-26	9.5	0.0	2.4	1.0	0.4	0.0
Other work trucks with lifting & handling equipment, non-riding electric or any non-electric.....		333924-27	7.0	1.9	1.0	0.6	0.8	0.0
Parts and attachments for industrial trucks and tractors (sold separately).....		333924-3	8.2	1.2	0.5	0.0	0.0	0.0
Secondary products and miscellaneous receipts.....		333924-SM						
Secondary products.....		333924-S	-0.1	0.0	-10.1	0.0	0.3	0.3
All other general purpose machinery mfg.	333999		11.4	1.3	0.8	0.7	0.9	0.8
Power-driven handtool mfg.	333991		12.0	4.5	0.1	0.0	0.0	0.0
Primary products.....		333991-P	12.4	5.0	0.1	0.0	0.0	0.0
Power-driven handtools, pneumatic, hydraulic, and powder-actuated.....		333991-6	11.7	4.5	0.0	0.0	0.0	0.0
Power-driven handtools, electric (except battery powered), including parts.....		333991-9	13.1	5.3	0.1	0.0	0.0	0.0
Secondary products and miscellaneous receipts.....		333991-SM						
Miscellaneous receipts.....		333991-M	7.9	0.0	0.0	0.0	0.0	0.0
Welding and soldering equipment mfg.	333992		12.8	1.2	0.5	2.3	0.4	0.6
Primary products.....		333992-P	12.8	1.3	0.3	2.3	0.4	0.7
Other welding equipment, components, and accessories (excluding arc, resistance, and gas).....		333992-A	10.0	0.0	0.0	2.3	2.8	0.0
Arc welding machines, components, and accessories, excluding electrodes and stud welding equip.....		333992-1	20.8	2.8	0.3	3.1	0.0	1.6
Resistance welders, components, accessories, and electrodes.....		333992-7	14.2	0.0	0.0	4.8	0.0	0.0
Gas welding and cutting equipment, parts, attachments, and accessories.....		333992-9	8.7	0.0	2.6	0.3	0.0	0.0
Secondary products and miscellaneous receipts.....		333992-SM						
Miscellaneous receipts.....		333992-M	11.5	0.0	2.8	1.7	0.0	0.0
Packaging machinery mfg.	333993		13.7	0.0	0.9	-0.1	0.6	2.3
Primary products.....		333993-P	13.7	0.0	0.6	-0.3	0.8	2.7
Packing, packaging, and bottling machinery, excluding parts.....		333993-1	12.0	0.0	0.5	-0.4	0.5	2.3
Parts for packing, packaging, and bottling machinery.....		333993-5	17.2	0.0	0.7	0.0	1.2	3.3
Secondary products and miscellaneous receipts.....		333993-SM						
Miscellaneous receipts.....		333993-M	12.4	0.2	0.5	0.3	0.1	0.7
Industrial process furnace and oven mfg.	333994		12.1	2.1	2.5	0.6	0.2	0.3
Primary products.....		333994-P	12.8	2.1	2.7	0.5	0.4	0.3
Industrial process furnaces & ovens, & industrial electrical heating equipment.....		333994-0	12.8	2.1	2.7	0.5	0.4	0.3
Industrial process furnaces & ovens, & industrial electrical heating equipment, except parts.....		333994-0A	11.8	1.8	2.2	0.7	0.0	0.4
Parts and attachments for industrial process furnaces and ovens.....		333994-0B	15.7	2.9	4.0	0.0	1.4	0.0

See footnotes at end of table.

Table 12. Producer price index percentage changes for the net output of selected industries and their products, not seasonally adjusted — Continued
 [August 2022]

Title ¹	Industry code	Product code	Unadjusted 12-month percent change ²	Unadjusted 1-month percent change ²				
			Aug. 2021 to Aug. 2022 ^P	Mar. to Apr.	Apr. to May ^P	May to June ^P	June to July ^P	July to Aug. ^P
Industrial process furnace and oven mfg - Continued								
Secondary products and miscellaneous receipts.....		333994-SM						
Miscellaneous receipts.....		333994-M	8.0	1.0	2.3	1.0	0.0	0.0
Fluid power cylinder and actuator mfg.....	333995		16.3	2.2	1.1	1.2	1.9	1.5
Primary products.....		333995-P	17.2	2.2	1.1	1.1	2.2	1.7
Nonaerospace-type hydraulic & all aerospace fluid power cylinders & actuators, linear & rotary.....		333995-2	18.4	2.5	1.1	1.3	1.7	1.6
Nonaerospace-type pneumatic fluid power cylinders & actuators, linear & rotary... ..		333995-3	-	1.4	0.6	0.0	0.0	-
Parts for hydraulic & pneumatic fluid power cylinders & actuators, incl accumulators & cushions.....		333995-8	19.6	1.1	1.9	0.8	6.1	3.2
Secondary products and miscellaneous receipts.....		333995-SM						
Fluid power pump and motor mfg.....	333996		9.5	1.2	1.1	0.6	1.0	0.0
Primary products.....		333996-P	8.8	1.3	0.9	0.7	1.1	0.0
Nonaerospace-type reciprocating fluid power pumps.....		333996-1	12.3	1.5	1.0	1.8	1.7	0.0
Nonaerospace-type fluid power motors.....		333996-5	11.8	1.2	2.4	0.0	1.3	0.0
Parts for fluid power pumps, motors, and hydrostatic transmissions.....		333996-9	10.0	3.8	0.0	0.1	1.1	0.0
Secondary products and miscellaneous receipts.....		333996-SM						
Miscellaneous receipts.....		333996-M	7.5	1.8	0.0	0.0	1.0	0.0
Scale and balance mfg.....	333997		8.9	1.1	0.7	0.2	0.6	0.4
Primary products.....		333997-P	9.3	0.7	0.7	0.2	0.7	0.4
Retail, commercial, household, and mailing scales and balances.....		333997-4	1.5	0.3	0.0	0.0	0.3	0.0
Parts, attachments, and accessories for scales and balances.....		333997-6	14.1	1.8	0.2	0.3	1.0	0.6
Vehicle and industrial scales.....		333997-7	9.1	0.2	1.3	0.2	0.6	0.4
Motor truck and railroad track scales.....		333997-71	8.2	0.0	0.0	0.0	0.1	0.0
Industrial scales (including automatic checkweighter and bulkweighter scales)... ..		333997-72	11.9	0.6	1.4	0.5	1.5	1.0
Miscellaneous non-vehicle scales (crane, susp, tank, hopper, meas. devices, lab, bulk conveyor).....		333997-73	6.5	-0.2	3.7	0.0	0.0	0.0
Secondary products and miscellaneous receipts.....		333997-SM						
Miscellaneous receipts.....		333997-M	5.1	5.0	0.0	0.0	0.0	0.0
All other miscellaneous general purpose machinery mfg.....	333999		8.1	0.4	0.5	0.3	1.2	0.5
Primary products.....		333999-P	8.2	0.5	0.5	0.2	0.9	0.6
Filters and strainers, except fluid power.....		333999-1	7.0	0.1	-0.2	0.2	1.1	-0.1
Industrial filters and strainers and reusable media, except fluid power.....		333999-11	5.7	-0.2	-0.2	0.1	1.3	-0.2
Nonreusable media for filters and strainers, except fluid power.....		333999-12	18.1	1.5	0.0	0.8	0.0	0.0
Parts and accessories for filters and strainers, except fluid power.....		333999-13	6.9	2.9	0.0	1.0	0.8	0.0
All other miscellaneous general industrial machinery.....		333999-7	8.4	0.5	0.3	0.3	1.0	1.2
Secondary products and miscellaneous receipts.....		333999-SM						
Miscellaneous receipts.....		333999-M	7.7	0.0	0.0	0.4	3.5	0.0
Secondary products.....		333999-S	6.0	0.1	1.7	0.3	0.2	0.1
Computer & electronic product mfg.....	334		5.8	0.4	0.5	0.4	0.4	0.1
Computer & peripheral equipment mfg.....	3341		5.1	0.0	0.6	-0.2	-0.7	0.3
Computer & peripheral equipment mfg.....	33411		5.1	0.0	0.6	-0.2	-0.7	0.3
Electronic computer manufacturing.....	334111		8.7	0.0	0.3	-0.7	2.5	-0.7
Primary products.....		334111-P	10.2	0.1	0.2	-0.7	2.6	-1.0
Host computers, multiusers (mainframes, medium-scale systems, UNIX and PC servers).....		334111-5	14.4	0.5	0.3	-1.2	3.1	-1.1
Single user computers, microprocessor based, general purpose.....		334111-7	-0.5	-1.0	-0.1	0.9	0.9	-0.7
Portable computers, laptops, tablets and other single user computers.....		334111-72	-6.4	1.6	-1.6	-0.9	-2.2	1.8
Personal computers and workstations (excluding portable computers).....		334111-73	0.3	-1.4	0.1	1.1	1.3	-1.1
Secondary products and miscellaneous receipts.....		334111-SM						
Computer storage device mfg.....	334112		6.6	0.0	1.8	0.0	0.0	1.8
Primary products.....		334112-P	4.9	0.0	1.8	0.0	0.0	0.0
Computer storage devices (except parts, attachments and accessories).....		334112-1	6.1	0.0	2.3	0.0	0.0	0.0
Secondary products and miscellaneous receipts.....		334112-SM						
Computer terminal and other computer peripheral equipment mfg.....	334118		1.1	0.0	0.0	0.0	-4.0	-0.1
Primary products.....		334118-P	5.6	0.0	0.0	0.1	0.0	-0.1
Other computer peripheral equipment and point of sale terminals.....		334118-B	5.6	0.0	0.0	0.1	0.0	-0.1
POS terminals, fund-transfer devices, and all other miscellaneous computer peripheral equipment.....		334118-B1	2.6	0.1	0.0	0.1	0.0	-0.1
Secondary products and miscellaneous receipts.....		334118-SM						
Communications equipment mfg.....	3342		6.6	0.5	0.4	0.0	2.1	0.2
Telephone apparatus mfg.....	33421		8.4	-0.3	0.8	-1.1	4.5	0.6

See footnotes at end of table.

Table 12. Producer price index percentage changes for the net output of selected industries and their products, not seasonally adjusted — Continued
[August 2022]

Title ¹	Industry code	Product code	Unadjusted 12-month percent change ²	Unadjusted 1-month percent change ²				
				Aug. 2021 to Aug. 2022 ^P	Mar. to Apr.	Apr. to May ^P	May to June ^P	June to July ^P
Telephone apparatus mfg.	334210		8.3	-0.3	0.8	-1.1	4.4	0.6
Primary products.		334210-P	10.4	-0.4	1.7	-1.3	5.4	0.7
Wireline voice and data network equipment.		334210-7	19.5	-0.7	3.2	-2.4	9.7	1.2
Secondary products and miscellaneous receipts.		334210-SM						
Radio/TV broadcast & wireless comm equip mfg.	33422		5.2	0.7	0.4	0.2	1.9	0.2
Broadcast and wireless communications equipment mfg.	334220		5.2	0.7	0.4	0.2	1.9	0.2
Primary products.		334220-P	6.0	0.8	0.4	0.2	2.4	0.2
Broadcast, studio, and related electronic equipment.		334220-2	3.2	-0.1	0.0	0.3	-0.3	0.1
Other broadcast and wireless communications systems and equipment.		334220-9	5.5	0.2	1.0	0.5	0.0	0.5
Secondary products and miscellaneous receipts.		334220-SM						
Other communications equipment mfg.	33429		11.7	1.0	0.0	0.4	0.2	0.0
Other communications equipment mfg.	334290		11.7	1.0	0.0	0.4	0.2	0.0
Primary products.		334290-P	11.7	1.0	0.0	0.3	0.1	0.0
Alarm systems, including electric sirens and horns.		334290-1	5.9	2.1	0.0	0.0	0.0	0.0
Intercommunications systems, incl inductive paging systems, excl telephone & telegraph.		334290-3	13.7	0.0	0.0	2.0	1.0	0.2
Secondary products and miscellaneous receipts.		334290-SM						
Miscellaneous receipts.		334290-M1	-	1.1	-	-	-	-
Secondary products.		334290-S	13.8	0.3	0.1	8.6	0.3	0.3
Audio & video equipment mfg.	3343		6.2	0.0	0.2	0.4	0.0	0.0
Audio and video equipment mfg.	33431		6.2	0.0	0.2	0.4	0.0	0.0
Audio and video equipment mfg.	334310		6.2	0.0	0.2	0.4	0.0	0.0
Primary products.		334310-P	7.2	0.0	0.2	0.4	0.0	0.0
Speakers and commercial sound equipment.		334310-4	10.1	0.0	0.3	0.4	0.0	0.0
Other consumer audio and video equipment.		334310-5	2.3	0.0	0.0	0.4	0.0	0.0
Secondary products and miscellaneous receipts.		334310-SM						
Miscellaneous receipts.		334310-M	2.9	0.0	0.8	0.0	0.0	0.1
Semiconductor and other electronic component mfg.	3344		3.2	-0.4	0.2	0.6	-0.4	-0.3
Semiconductor and other electronic component mfg.	33441		3.2	-0.4	0.2	0.6	-0.4	-0.3
Bare printed circuit board mfg.	334412		6.1	0.0	1.6	1.1	3.4	0.0
Primary products.		334412-P	6.4	0.0	1.6	1.1	3.6	0.0
Bare printed circuit boards.		334412-0	6.4	0.0	1.6	1.1	3.6	0.0
Secondary products and miscellaneous receipts.		334412-SM1						
Semiconductors and related device mfg.	334413		3.1	0.6	0.5	0.6	-0.1	-0.3
Primary products.		334413-P	2.6	0.6	0.5	0.6	-0.1	-0.3
Other semiconductor devices, including parts such as chips, wafers, and heat sinks.		334413-A	3.1	0.1	0.0	-0.1	1.3	0.0
Integrated microcircuits, incl semiconductor networks, microprocessors, & MOS memories.		334413-1	2.5	0.9	0.7	0.9	-0.7	-0.4
Secondary products and miscellaneous receipts.		334413-SM						
Electronic connector mfg.	334417		13.8	4.6	-0.7	1.1	0.1	0.2
Primary products.		334417-P	14.2	5.0	-0.7	1.1	0.0	0.1
Electronic connectors, including parts.		334417-0	14.2	5.0	-0.7	1.1	0.0	0.1
Secondary products and miscellaneous receipts.		334417-SM						
Secondary products.		334417-S1	7.1	0.0	0.7	0.3	2.2	1.2
Printed circuit assembly mfg.	334418		-3.4	-5.3	-0.3	-0.6	-2.7	-1.3
Primary products.		334418-P	-1.7	-5.6	0.1	0.1	-2.1	-1.4
Printed circuit assemblies, loaded boards, modules, and consumer external modems.		334418-9	-1.7	-5.6	0.1	0.1	-2.1	-1.4
Secondary products and miscellaneous receipts.		334418-SM						
Other electronic component mfg.	334419		5.7	0.4	0.4	1.4	0.0	0.0
Primary products.		334419-P	6.2	0.4	0.4	1.6	0.0	0.0
Other electronic components.		334419-0	6.2	0.4	0.4	1.6	0.0	0.0
Secondary products and miscellaneous receipts.		334419-SM						
Secondary products.		334419-S	0.5	0.0	0.0	-1.2	-0.2	-0.1
Capacitor, resistor, coil, transformer, and other inductor mfg.	33441K		4.5	0.0	0.1	0.8	0.4	0.8
Primary products.		33441K-P	4.6	0.0	0.2	0.8	0.5	0.9
Capacitors for electronic circuitry.		33441K-4	-	0.0	0.0	0.8	0.5	0.0
Electronic coils, transformers, and other inductors.		33441K-6	7.4	0.0	0.3	0.9	0.4	1.7
Secondary products and miscellaneous receipts.		33441K-SM						
Nav/measuring/medical/control instruments mfg.	3345		6.6	0.7	0.6	0.5	0.5	0.1

See footnotes at end of table.

Table 12. Producer price index percentage changes for the net output of selected industries and their products, not seasonally adjusted — Continued
 [August 2022]

Title ¹	Industry code	Product code	Unadjusted 12-month percent change ²	Unadjusted 1-month percent change ²				
				Aug. 2021 to Aug. 2022 ^P	Mar. to Apr.	Apr. to May ^P	May to June ^P	June to July ^P
Nav/measuring/medical/control instruments mfg.	33451		6.6	0.7	0.6	0.5	0.5	0.1
Electromedical apparatus mfg.	334510		3.2	0.1	0.8	0.0	1.3	0.0
Primary products.		334510-P	3.4	0.0	0.9	0.0	1.4	0.0
Electromedical equipment, excluding ionizing radiation equipment.		334510-2	3.4	0.0	0.9	0.0	1.4	0.0
Secondary products and miscellaneous receipts.		334510-SM						
Miscellaneous receipts.		334510-M	—	0.0	0.0	0.0	0.0	0.0
Search, detection, and navigation instruments.	334511		5.5	0.1	0.6	0.4	0.0	0.0
Primary products.		334511-P	5.6	0.0	0.6	0.5	0.0	0.0
Aeronautical, nautical & navigational instruments, not sending or receiving radio signals.		334511-1	10.0	0.0	1.8	0.0	0.0	0.0
Search, detection, navigation, and guidance systems and equipment.		334511-3	—	0.1	0.5	0.5	0.0	0.0
Secondary products and miscellaneous receipts.		334511-SM						
Secondary products.		334511-S	—	0.7	0.1	-0.1	0.0	0.0
Automatic environmental control mfg.	334512		11.0	2.3	0.0	0.7	-0.1	0.0
Primary products.		334512-P	8.7	2.2	0.0	0.8	-0.1	0.0
Automatic environmental controls for monitoring residential, commercial, and appliance use.		334512-0	8.7	2.2	0.0	0.8	-0.1	0.0
Secondary products and miscellaneous receipts.		334512-SM						
Miscellaneous receipts.		334512-M	9.1	2.7	0.0	0.0	0.0	0.0
Industrial process variable instruments.	334513		11.7	3.1	0.8	1.7	1.1	0.3
Primary products.		334513-P	11.5	3.6	0.7	1.7	1.2	0.0
Process control instruments.		334513-0	11.5	3.6	0.7	1.7	1.2	0.0
Secondary products and miscellaneous receipts.		334513-SM						
Miscellaneous receipts.		334513-M	12.5	0.4	0.7	0.0	0.0	3.4
Secondary products.		334513-S	—	—	—	—	—	—
Totalizing fluid meters and counting devices.	334514		12.0	0.5	0.0	1.3	-0.2	0.0
Primary products.		334514-P	12.5	0.5	0.0	1.3	-0.3	0.0
Integrating and totalizing meters for gas and liquids.		334514-1	—	1.0	0.0	0.0	-0.5	—
Counting devices, excluding motor vehicle instruments.		334514-3	1.7	0.0	0.0	0.0	0.0	0.0
Motor vehicle instruments.		334514-7	11.5	0.0	0.0	5.9	0.0	0.0
Secondary products and miscellaneous receipts.		334514-SM						
Electricity and signal testing instruments mfg.	334515		3.9	0.2	0.0	-0.1	0.8	0.0
Primary products.		334515-P	4.0	0.3	0.0	-0.2	0.6	0.0
Test equipment for testing electrical, radio, and communication circuits, and motors.		334515-4	3.1	0.4	0.0	-0.2	0.9	0.0
Secondary products and miscellaneous receipts.		334515-SM						
Analytical laboratory instrument mfg.	334516		7.5	1.9	0.5	0.2	0.0	0.0
Primary products.		334516-P	7.3	1.7	0.6	0.2	0.0	0.0
Analytical and scientific instruments, excluding optical.		334516-0	7.3	1.7	0.6	0.2	0.0	0.0
Secondary products and miscellaneous receipts.		334516-SM						
Miscellaneous receipts.		334516-M1	—	3.7	0.0	0.0	0.0	—
Secondary products.		334516-S	—	1.2	0.4	1.6	0.7	0.0
Irradiation apparatus mfg.	334517		7.0	1.9	0.8	1.2	1.3	0.2
Primary products.		334517-P	8.1	2.1	1.0	1.5	1.6	0.0
Irradiation (ionizing radiation) equipment.		334517-0	8.1	2.1	1.0	1.5	1.6	0.0
Secondary products and miscellaneous receipts.		334517-SM						
Other measuring and controlling device mfg.	334519		9.6	0.5	0.8	0.1	0.6	0.9
Primary products.		334519-P	9.2	0.2	0.9	0.1	0.7	1.0
Physical properties testing & inspection equipment and kinematic testing & measuring equipment.		334519-4	10.1	0.0	0.0	0.4	0.7	0.0
Nuclear radiation detection and monitoring instruments.		334519-5	14.3	0.5	2.0	0.0	0.0	3.1
Commercial, geophysical, meteorological, and general-purpose instruments and equipment.		334519-7	8.6	0.5	0.6	0.0	1.3	1.0
Watches, clocks, and parts.		334519-8	—	0.0	0.0	0.0	—	—
Secondary products and miscellaneous receipts.		334519-SM						
Miscellaneous receipts.		334519-M	11.5	0.0	0.1	0.0	0.0	0.7
Manufacturing and reproducing magnetic and optical media.	3346		18.9	1.1	1.9	0.8	0.8	1.1
Manufacturing and reproducing magnetic and optical media.	33461		18.9	1.1	1.9	0.8	0.8	1.1
Manufacturing and reproducing magnetic and optical media.	334610		18.9	1.1	2.0	0.8	0.8	1.1
Primary products.		334610-P	19.4	1.1	2.0	0.8	0.8	1.1
Secondary products and miscellaneous receipts.		334610-SM						
Electrical equipment and appliance mfg.	335		15.7	1.3	0.6	1.3	0.2	1.0

See footnotes at end of table.

Table 12. Producer price index percentage changes for the net output of selected industries and their products, not seasonally adjusted — Continued
 [August 2022]

Title ¹	Industry code	Product code	Unadjusted 12-month percent change ²	Unadjusted 1-month percent change ²				
				Aug. 2021 to Aug. 2022 ^P	Mar. to Apr.	Apr. to May ^P	May to June ^P	June to July ^P
Electric lighting equipment mfg.	3351		8.5	1.1	0.4	0.5	0.5	0.2
Electric lamp bulb & part mfg.	33511		8.6	3.1	1.1	0.4	0.0	0.0
Electric lamp bulb and part mfg.	335110		8.6	3.1	1.1	0.4	0.0	0.0
Primary products.		335110-P	9.4	3.9	0.6	0.5	0.0	0.0
Electric lamp bulb, tubes, and components.		335110-0	9.4	3.9	0.6	0.5	0.0	0.0
Secondary products and miscellaneous receipts.		335110-SM						
Miscellaneous receipts.		335110-M	5.3	0.0	3.4	0.0	0.0	0.0
Lighting fixture mfg.	33512		8.5	0.9	0.3	0.5	0.5	0.3
Residential electric lighting fixture mfg.	335121		11.6	0.4	2.3	0.3	1.1	0.0
Primary products.		335121-P	13.0	0.4	2.7	0.3	1.1	0.0
Residential-type electric lighting fixtures (except portable), including parts and accessories.		335121-1	11.6	0.8	1.1	0.6	0.3	0.0
Residential-type portable lighting fixtures, including parts and accessories.		335121-4	14.5	0.0	4.5	0.0	1.9	0.0
Secondary products and miscellaneous receipts.		335121-SM						
Secondary products.		335121-S	10.4	0.0	0.4	0.0	3.5	0.0
Nonresidential electric lighting fixture mfg.	335122		7.5	1.0	0.0	0.9	0.7	0.0
Primary products.		335122-P	7.3	0.9	0.0	1.0	0.4	0.0
Commercial and institutional-type electric lighting fixtures, including parts and accessories.		335122-1	7.6	0.7	0.0	1.2	0.6	0.0
Industrial-type electric lighting fixtures, including parts and accessories.		335122-5	5.9	1.5	0.0	0.0	0.0	0.0
Secondary products and miscellaneous receipts.		335122-SM						
Secondary products.		335122-S	5.8	4.1	0.0	1.5	0.1	0.0
Other lighting equipment mfg.	335129		8.6	1.0	0.0	0.0	0.0	0.7
Primary products.		335129-P	8.9	0.9	0.0	0.0	0.0	0.7
Outdoor lighting equipment (including parts and accessories).		335129-1	10.8	1.5	0.0	0.0	0.0	1.2
Secondary products and miscellaneous receipts.		335129-SM						
Secondary products.		335129-S	7.6	2.7	0.1	-0.1	0.2	1.0
Household appliance mfg.	3352		12.0	3.8	0.4	0.5	0.0	0.7
Small electrical appliance mfg.	33521		12.9	4.0	0.0	-0.1	0.9	0.0
Small electrical appliance mfg.	335210		13.0	4.1	0.0	-0.1	0.9	0.0
Primary products.		335210-P	13.4	4.8	0.2	-0.2	1.1	0.0
Parts and attachments for small electric household appliances, including fan parts.		335210-5	3.4	1.5	0.0	0.2	0.0	0.0
Household vacuum cleaners and other floor care machines (including parts and attachments).		335210-6	14.9	4.2	0.0	-1.1	3.6	0.0
Other small electric household appliances, including fans.		335210-7	13.5	-	-	-	-	-
Secondary products and miscellaneous receipts.		335210-SM						
Secondary products.		335210-S	10.9	0.4	0.0	0.6	3.3	0.0
Major household appliance mfg.	33522		11.8	3.7	0.5	0.7	-0.2	0.9
Major household appliance mfg.	335220		11.8	3.7	0.5	0.7	-0.2	0.9
Primary products.		335220-P	11.4	3.8	0.5	0.7	-0.2	0.7
Household cooking appliances.		335220-1	19.4	4.7	0.3	0.9	-0.3	0.4
Electric household ranges, ovens (including microwave), surface cooking units, and equipment.		335220-11	22.5	5.7	1.2	0.9	-1.4	0.6
Gas household ranges, ovens, surface cooking units, and equipment (incl. parts and accessories).		335220-13	13.2	4.5	-0.2	1.6	1.4	-0.1
Other household ranges and cooking equipment, including outdoor equipment.		335220-15	18.6	1.9	-2.2	-0.1	1.2	0.2
Household refrigerators and home freezers.		335220-2	13.1	4.7	0.1	0.1	0.9	2.3
Household refrigerators, including combination refrigerator-freezers.		335220-21	15.1	5.8	0.1	0.2	1.1	2.4
Other major household appliances.		335220-8	6.3	1.7	0.6	1.3	-0.7	0.0
Household water heaters, electric, for permanent installation.		335220-81	4.3	0.5	0.0	0.0	0.0	0.0
Household water heaters, excluding electric.		335220-83	2.4	0.0	0.0	0.0	0.0	0.0
Secondary products and miscellaneous receipts.		335220-SM						
Miscellaneous receipts.		335220-M	-	3.6	0.0	0.0	0.0	-
Electrical equipment mfg.	3353		21.7	0.9	0.6	2.2	0.9	1.3
Electrical equipment mfg.	33531		21.7	0.9	0.6	2.2	0.9	1.3
Electric power and specialty transformer mfg.	335311		36.6	3.1	1.0	3.7	1.1	1.0
Primary products.		335311-P	36.2	3.2	1.0	4.0	1.3	1.1
Power and distribution transformers, except parts.		335311-1	-	4.1	0.5	5.2	1.3	-
Secondary products and miscellaneous receipts.		335311-SM						
Motor and generator mfg.	335312		18.6	0.6	0.6	0.9	1.1	0.4
Primary products.		335312-P	18.6	0.5	0.6	0.9	1.0	0.3

See footnotes at end of table.

Table 12. Producer price index percentage changes for the net output of selected industries and their products, not seasonally adjusted — Continued
[August 2022]

Title ¹	Industry code	Product code	Unadjusted 12-month percent change ²	Unadjusted 1-month percent change ²				
				Aug. 2021 to Aug. 2022 ^P	Mar. to Apr.	Apr. to May ^P	May to June ^P	June to July ^P
Motor and generator mfg - Continued								
Parts, supplies for motors, generators, generator sets, and other rotating equipment.....		335312-C	19.2	0.2	0.0	0.1	5.3	0.0
Other motors and generators n.e.c.....		335312-F	13.0	0.7	0.9	1.9	0.7	0.8
Fractional horsepower motors (rated at less than 746 watts) (except hermetics) ..		335312-1	7.2	0.0	0.0	0.0	0.8	0.0
Integral horsepower motors & generators other than for land transport equipment (exc hermetics).....		335312-3	35.5	0.7	0.8	0.4	0.0	0.0
Secondary products and miscellaneous receipts.....		335312-SM						
Miscellaneous receipts.....		335312-M	39.2	0.1	0.1	0.0	7.0	0.0
Secondary products.....		335312-S	6.2	1.5	0.5	0.0	0.0	1.1
Switchgear and switchboard apparatus mfg.....	335313		23.0	0.7	0.8	3.5	1.4	3.3
Primary products.....		335313-P	26.1	0.7	0.9	3.9	1.6	3.5
Switchgear, excluding ducts and relays.....		335313-A	32.2	1.1	1.8	5.4	0.3	5.3
Low voltage panelboards and distribution boards, 1000 volts or less.....		335313-3	23.2	0.1	0.0	1.0	5.6	2.3
Secondary products and miscellaneous receipts.....		335313-SM						
Relay and industrial control mfg.....	335314		13.9	0.0	0.3	1.1	0.0	0.2
Primary products.....		335314-P	15.8	0.0	0.4	1.2	0.0	0.1
Specific-purpose industrial controls.....		335314-C	13.2	0.0	0.0	0.0	0.0	0.3
General-purpose industrial controls.....		335314-F	21.0	0.0	0.6	2.2	0.0	0.0
Relays for electronic circuitry, industrial control overload and switchgear type.....		335314-1	1.8	0.0	0.0	0.0	0.0	0.0
Parts for industrial controls and motor-control accessories.....		335314-7	9.8	0.0	0.9	0.0	0.0	0.0
Secondary products and miscellaneous receipts.....		335314-SM						
Miscellaneous receipts.....		335314-M	5.1	0.0	0.0	0.0	0.0	0.8
Other electrical equipment & component mfg.....	3359		14.4	0.7	0.8	1.2	-0.3	0.9
Battery mfg.....	33591		13.3	0.5	2.0	1.0	2.5	0.0
Storage battery mfg.....	335911		12.9	0.9	2.2	1.4	0.7	0.1
Primary products.....		335911-P	13.2	0.8	2.3	1.4	0.8	0.0
Storage batteries, lead acid type, BCI dimensional size group 8D or smaller.....		335911-1	15.4	0.8	2.6	2.1	1.1	0.0
Storage batteries, lead acid type, larger than BCI dimensional size group 8D.....		335911-4	7.3	1.3	1.8	0.0	0.0	0.0
Storage batteries (excluding lead acid).....		335911-8	-	0.0	0.0	0.0	-	-
Secondary products and miscellaneous receipts.....		335911-SM						
Secondary products.....		335911-S	20.7	0.0	2.6	0.0	0.8	3.8
Primary battery mfg.....	335912		14.1	0.0	1.7	0.3	5.5	-0.2
Primary products.....		335912-P	14.1	0.0	1.7	0.3	5.5	-0.2
Primary batteries.....		335912-0	14.1	0.0	1.7	0.3	5.5	-0.2
Communication & energy wire & cable mfg.....	33592		11.6	1.1	0.0	0.0	-2.5	0.7
Fiber optic cable mfg.....	335921		14.4	0.4	1.8	0.0	0.0	0.0
Primary products.....		335921-P	15.3	0.4	2.0	0.0	0.0	0.0
Fiber optic cable, made from purchased fiber optic strand.....		335921-0	15.3	0.4	2.0	0.0	0.0	0.0
Secondary products and miscellaneous receipts.....		335921-SM						
Other communication and energy wire mfg.....	335929		11.3	1.2	-0.3	0.0	-2.8	0.8
Primary products.....		335929-P	10.9	1.1	-0.3	-0.5	-3.2	1.0
Electronic wire and cable, made of nonferrous metals (purchased wire).....		335929-A	-4.9	0.4	-1.0	0.2	-4.4	-3.6
Other insulated wire & cable, incl control & signal, made of nonferrous metals (purchased wire).....		335929-F	7.1	3.0	-0.7	0.8	1.5	-1.7
Power wire and cable, made from nonferrous metals (purchased wire).....		335929-1	25.5	-0.3	2.7	0.2	1.1	2.3
Secondary products and miscellaneous receipts.....		335929-SM						
Wiring device mfg.....	33593		18.2	1.8	0.6	3.7	-0.5	0.6
Current-carrying wiring device mfg.....	335931		7.8	0.7	0.5	0.2	0.5	1.1
Primary products.....		335931-P	7.3	0.7	0.5	0.3	0.1	0.7
Current-carrying wiring devices n.e.c.....		335931-A	11.0	1.1	0.1	0.6	0.5	0.8
Current-carrying switches for electrical circuitry (including vehicular switches).....		335931-1	1.7	-0.1	0.0	0.0	0.5	0.3
Current-carrying wire connectors for electrical circuitry.....		335931-9	10.9	1.4	1.5	0.2	-0.7	1.0
Secondary products and miscellaneous receipts.....		335931-SM						
Secondary products.....		335931-S	8.6	1.1	0.3	0.0	2.7	0.7
Noncurrent-carrying wiring device mfg.....	335932		26.9	2.7	0.8	6.3	-1.2	0.2
Primary products.....		335932-P	27.1	3.3	0.9	5.2	-1.5	0.3
Noncurrent-carrying electrical conduit and conduit fittings, incl. plastic conduit & fittings.....		335932-4	27.3	0.3	1.4	9.0	-5.5	0.2
Secondary products and miscellaneous receipts.....		335932-SM						
All other electrical equipment & component mfg.....	33599		14.7	-0.6	1.0	0.1	0.4	2.2

See footnotes at end of table.

Table 12. Producer price index percentage changes for the net output of selected industries and their products, not seasonally adjusted — Continued
 [August 2022]

Title ¹	Industry code	Product code	Unadjusted 12-month percent change ²	Unadjusted 1-month percent change ²				
				Aug. 2021 to Aug. 2022 ^P	Mar. to Apr.	Apr. to May ^P	May to June ^P	June to July ^P
Carbon and graphite product mfg.	335991		19.4	0.1	0.5	-0.1	1.5	12.9
Primary products.....		335991-P	20.4	0.1	0.3	-0.1	1.6	13.9
Carbon and graphite products, including electrodes for electric arc furnaces.....		335991-0	20.4	0.1	0.3	-0.1	1.6	13.9
Secondary products and miscellaneous receipts.....		335991-SM						
Miscellaneous receipts.....		335991-M	5.4	0.0	3.1	0.0	0.0	0.0
Miscellaneous electrical equipment mfg.	335999		13.3	-0.7	1.2	0.1	0.1	-0.7
Primary products.....		335999-P	13.5	-0.8	1.3	-0.3	0.1	-0.8
Rectifying apparatus.....		335999-3	9.0	0.1	0.0	0.0	0.0	0.0
All miscellaneous electrical equipment except rectifying apparatus.....		335999-4	14.6	-1.0	1.6	-0.4	0.2	-1.0
Secondary products and miscellaneous receipts.....		335999-SM						
Secondary products.....		335999-S	7.7	0.0	0.0	0.0	0.0	0.0
Transportation equipment manufacturing.....	336		5.7	0.8	0.4	0.3	0.4	0.3
Motor vehicle manufacturing.....	3361		4.1	0.9	0.5	0.4	0.3	0.2
Automobile and light truck manufacturing.....	33611		4.2	1.0	0.4	0.3	0.3	0.2
Automobile, light truck and utility vehicle mfg.	336110		4.2	1.0	0.4	0.3	0.3	0.2
Primary products.....		336110-P	4.0	1.0	0.4	0.4	0.3	0.1
Passenger cars and chassis.....		336110-1	2.8	0.6	0.8	0.2	0.1	0.1
Trucks, truck tractors, & bus chassis 14,000 lb or less, incl. minivans & suvs.		336110-2	4.9	1.2	0.2	0.5	0.5	0.1
Secondary products and miscellaneous receipts.....		336110-SM						
Heavy duty truck manufacturing.....	33612		2.6	0.0	1.4	0.4	0.0	0.1
Heavy duty truck mfg.....	336120		2.6	0.0	1.4	0.4	0.0	0.1
Primary products.....		336120-P	2.6	0.0	1.4	0.5	0.0	0.1
Trucks, truck tractors, and bus chassis (chassis of own manufacture) 14,001 to 33,000 lbs.....		336120-1	4.5	0.0	0.6	1.7	0.1	0.7
Buses, including military and firefighting vehicles (chassis of own manufacture). ..		336120-3	10.0	0.0	6.5	1.1	0.1	0.0
Secondary products and miscellaneous receipts.....		336120-SM						
Motor vehicle body and trailer manufacturing.....	3362		20.0	1.4	1.7	0.5	0.3	0.3
Motor vehicle body and trailer manufacturing.....	33621		20.0	1.4	1.7	0.5	0.3	0.3
Motor vehicle body mfg.....	336211		15.4	2.0	4.0	0.8	0.3	0.8
Primary products.....		336211-P	15.4	0.9	4.5	0.8	0.3	0.8
Other truck and vehicle bodies, sold separately.....		336211-5	11.9	0.6	4.5	0.3	0.0	0.1
Dump truck bodies, for sale separately.....		336211-5A	16.2	0.1	0.0	0.0	0.0	0.0
All other truck and vehicle bodies, sold separately.....		336211-5B	10.7	0.9	6.5	0.2	0.0	-0.1
Buses and firefighting vehicles, complete, produced on purchased chassis.....		336211-7	1.4	0.0	0.2	0.4	0.4	0.0
Other trucks and vehicles, complete, produced on purchased chassis.....		336211-9	18.5	3.6	0.1	2.5	0.1	1.9
Other trucks and vehicles, complete, produced on purchased chassis, except upfitting trucks.....		336211-91	18.5	0.4	0.1	3.2	0.1	2.2
Upfitting trucks, complete, produced on purchased chassis.....		336211-99	18.4	17.1	0.0	0.0	0.0	0.6
Secondary products and miscellaneous receipts.....		336211-SM						
Secondary products.....		336211-S	11.5	0.8	0.1	0.2	0.6	2.7
Truck trailer mfg.....	336212		32.8	1.7	0.6	0.7	0.8	0.0
Primary products.....		336212-P	33.2	1.6	0.4	0.7	0.7	0.1
Truck trailers and chassis, axle rating 10,000 lbs or more.....		336212-1	31.3	1.5	0.4	0.3	0.7	0.1
Truck trailers and chassis, axle rating less than 10,000 lbs.....		336212-3	47.5	2.7	0.5	3.5	1.1	0.0
Secondary products and miscellaneous receipts.....		336212-SM						
Secondary products.....		336212-S1	-	-	-	-	0.8	2.4
Motor home mfg.....	336213		4.2	0.2	0.0	0.0	0.2	0.1
Primary products.....		336213-P	3.9	0.2	0.0	0.0	0.2	0.1
Motor homes built on purchased chassis.....		336213-0	3.9	0.2	0.0	0.0	0.2	0.1
Secondary products and miscellaneous receipts.....		336213-SM1						
Travel trailer and camper mfg.....	336214		17.2	1.0	1.1	0.2	-0.1	0.1
Primary products.....		336214-P	16.7	1.2	1.0	0.2	-0.1	0.1
Travel trailers.....		336214-1	18.4	0.8	1.4	0.1	0.1	0.2
Conventional travel trailers.....		336214-19	17.4	1.4	0.7	0.2	0.1	0.7
Automobile and light truck trailers.....		336214-3	18.6	1.1	0.7	0.5	-0.5	0.0
Camping trailers, campers, pick-up covers, and parts.....		336214-5	9.1	2.5	0.0	0.2	0.1	0.1
Other parts and components, excluding appliances and furnishings.....		336214-53	9.2	3.6	0.0	0.0	0.0	0.0
Secondary products and miscellaneous receipts.....		336214-SM						
Secondary products.....		336214-S	8.1	0.8	1.0	0.0	0.1	0.0
Motor vehicle parts manufacturing.....	3363		5.3	0.5	0.2	0.2	0.6	0.7
Motor vehicle gasoline engine and parts mfg.....	33631		3.5	0.6	0.1	0.4	0.4	0.0

See footnotes at end of table.

Table 12. Producer price index percentage changes for the net output of selected industries and their products, not seasonally adjusted — Continued
 [August 2022]

Title ¹	Industry code	Product code	Unadjusted 12-month percent change ²	Unadjusted 1-month percent change ²				
				Aug. 2021 to Aug. 2022 ^P	Mar. to Apr.	Apr. to May ^P	May to June ^P	June to July ^P
Motor vehicle gasoline engine and engine parts mfg.	336310		3.5	0.6	0.1	0.4	0.4	0.0
Primary products.		336310-P	3.3	0.6	0.0	0.5	0.3	0.0
Gasoline engines and engine parts (excluding carburetors).		336310-2	3.1	0.6	0.0	0.4	0.3	0.0
Carburetors, pistons, piston rings, and valves.		336310-3	5.4	0.6	0.1	1.0	0.2	0.0
Secondary products and miscellaneous receipts.		336310-SM						
Miscellaneous receipts.		336310-M1	7.2	-0.5	0.0	0.0	3.3	1.0
Secondary products.		336310-S	4.3	0.5	0.5	0.1	0.0	-0.2
Motor vehicle electric equipment.	33632		6.7	1.0	-0.2	-0.1	0.1	0.6
Motor vehicle electrical and electronic equipment mfg.	336320		6.7	1.0	-0.2	-0.1	0.1	0.6
Primary products.		336320-P	6.7	1.1	-0.2	-0.1	0.2	0.5
Vehicular lighting equipment.		336320-1	3.4	0.1	0.0	-0.4	0.1	0.8
Other motor vehicle electrical and electronic equipment.		336320-2	7.5	1.3	-0.2	0.0	0.2	0.4
Battery charging alternators, generators, and regulators.		336320-23	2.5	0.5	0.2	0.0	0.0	0.2
Parts for engine electrical and electronic equipment.		336320-2A	1.8	0.0	-0.3	0.0	-0.1	0.0
All other miscellaneous non-engine electrical and electronic equipment.		336320-2D	10.3	0.2	-0.8	0.1	0.2	0.8
All other miscellaneous complete engine electrical equipment, including spark plugs.		336320-2U	4.6	0.6	1.1	-0.7	1.2	0.0
Secondary products and miscellaneous receipts.		336320-SM						
Miscellaneous receipts.		336320-M	1.1	0.2	0.1	-0.1	-0.8	0.0
Secondary products.		336320-S	11.3	-0.1	0.1	0.0	0.1	3.7
Motor vehicle steering and suspension parts.	33633		2.1	0.0	0.1	-0.1	-1.2	-1.1
Motor vehicle steering and suspension components (except spring) manufacturing.	336330		2.1	0.0	0.1	-0.1	-1.2	-1.1
Primary products.		336330-P	0.6	-0.3	0.0	0.0	-2.0	-1.2
Motor vehicle steering and suspension components (excluding spring), new and rebuilt.		336330-0	0.6	-0.3	0.0	0.0	-2.0	-1.2
Secondary and miscellaneous receipts.		336330-SM						
Motor vehicle brake system manufacturing.	33634		11.3	3.6	0.2	0.2	4.2	-0.1
Motor vehicle brake system mfg.	336340		11.3	3.6	0.2	0.2	4.2	-0.1
Primary products.		336340-P	12.5	3.9	0.2	0.2	4.6	-0.1
Motor vehicle brake parts and assemblies, new.		336340-1	13.2	4.2	0.3	0.2	4.6	-0.1
Motor vehicle drum brake assemblies and parts, new.		336340-1E	14.3	6.1	3.0	-	-	0.0
Motor vehicle disc brake assemblies and parts, new.		336340-1F	7.9	8.2	0.0	0.0	-3.0	0.0
Other motor vehicle brake parts and assemblies, new.		336340-1G	17.9	-0.5	-0.8	0.0	15.1	-0.2
Secondary products and miscellaneous receipts.		336340-SM						
Motor vehicle power train components mfg.	33635		5.8	0.1	0.1	0.1	0.0	2.7
Motor vehicle transmission and power train parts manufacturing.	336350		5.8	0.1	0.1	0.1	0.0	2.7
Primary products.		336350-P	6.0	0.1	0.1	0.2	0.0	2.9
Motor vehicle drive train components, excluding wheels and brakes, new.		336350-2	6.0	0.1	0.1	0.2	0.0	2.9
Motor vehicle transmissions (except auxiliary and parts), new.		336350-20	2.7	0.0	0.1	0.1	0.2	0.0
Parts for manual and automatic transmissions, new.		336350-23	20.6	0.2	0.2	0.1	0.0	17.3
Other motor vehicle drive train components, except wheels and brakes, new.		336350-25	1.9	0.4	0.0	0.5	-0.6	0.3
Motor vehicle drive train components, rebuilt.		336350-3	7.5	2.1	0.0	0.0	0.0	0.0
Secondary products and miscellaneous receipts.		336350-SM						
Secondary products.		336350-S	0.5	0.2	1.3	-0.1	0.0	0.0
Motor vehicle seating and interior trim mfg.	33636		4.4	0.1	0.2	0.5	0.2	0.3
Motor vehicle seating and interior trim mfg.	336360		4.4	0.1	0.2	0.5	0.2	0.3
Primary products.		336360-P	3.8	0.1	0.3	0.7	0.1	0.2
Automobile trimmings.		336360-1	0.3	0.1	0.1	0.0	0.1	0.0
Seats for public conveyance and aircraft.		336360-3	5.2	0.1	0.3	0.6	0.2	0.4
Metal motor vehicle seat frames.		336360-7	4.5	0.2	0.3	2.8	0.0	0.0
Secondary products and miscellaneous receipts.		336360-SM						
Secondary products.		336360-S	31.5	-0.3	-1.3	1.4	0.5	0.4
Motor vehicle metal stamping.	33637		5.5	-0.7	0.5	-0.2	2.2	-1.3
Motor vehicle metal stamping.	336370		5.5	-0.7	0.5	-0.2	2.2	-1.3
Primary products.		336370-P	7.1	-0.8	1.5	-0.3	0.5	-0.6
Automotive job stampings (truck, bus, and passenger car).		336370-0	7.1	-0.8	1.5	-0.3	0.5	-0.6
Secondary products and miscellaneous receipts.		336370-SM						
Secondary products.		336370-S	8.7	0.1	0.3	0.1	0.2	-0.3
Other motor vehicle parts manufacturing.	33639		5.6	0.5	0.3	0.5	0.3	1.3
Other motor vehicle parts mfg.	336390		5.6	0.5	0.3	0.5	0.3	1.3
Primary products.		336390-P	5.5	0.6	0.3	0.6	0.2	1.3

See footnotes at end of table.

Table 12. Producer price index percentage changes for the net output of selected industries and their products, not seasonally adjusted — Continued
 [August 2022]

Title ¹	Industry code	Product code	Unadjusted 12-month percent change ²	Unadjusted 1-month percent change ²				
				Aug. 2021 to Aug. 2022 ^P	Mar. to Apr.	Apr. to May ^P	May to June ^P	June to July ^P
Other motor vehicle parts mfg - Continued								
Filters, new, internal combustion engines and motor vehicles.....		336390-A	17.5	3.8	1.2	0.0	3.9	0.0
Motor vehicle air-conditioning systems and compressors.....		336390-B	1.0	0.7	0.0	2.4	-0.5	-3.2
All other motor vehicle parts and accessories, including trailer hitches.....		336390-8	3.0	0.6	0.3	0.0	0.1	1.0
Secondary products and miscellaneous receipts.....		336390-SM						
Miscellaneous receipts.....		336390-M	6.4	0.0	1.0	0.0	0.0	2.9
Secondary products.....		336390-S	5.4	0.0	-0.7	0.1	2.1	-1.0
Aerospace product and parts manufacturing.....	3364		4.4	0.5	0.3	0.3	0.3	0.2
Aerospace product and parts manufacturing.....	33641		4.4	0.5	0.3	0.3	0.3	0.2
Aircraft mfg.....	336411		4.3	0.3	0.3	0.3	0.3	0.2
Primary products.....		336411-P	4.6	0.3	0.3	0.4	0.3	0.2
Civilian aircraft.....		336411-3	5.6	0.6	0.6	0.6	0.4	0.4
Military aircraft.....		336411-4	3.5	0.0	0.0	0.0	0.0	0.0
Modification, conversion, and overhaul of previously accepted aircraft.....		336411-5	0.3	0.0	-0.5	0.0	0.8	0.0
Secondary products and miscellaneous receipts.....		336411-SM						
Aircraft engine and engine parts mfg.....	336412		6.8	1.4	0.2	0.4	0.3	0.7
Primary products.....		336412-P	4.3	0.4	0.2	0.6	0.3	0.8
Aeronautical services on aircraft engines.....		336412-5	11.7	1.4	-0.4	0.6	0.0	2.7
Aircraft engine parts and accessories.....		336412-7	1.7	0.0	0.3	0.9	0.0	0.0
Parts and accessories for military aircraft engines.....		336412-75	1.0	0.0	0.0	0.6	0.0	0.0
Parts and accessories for civilian aircraft engines.....		336412-77	1.8	0.1	0.3	1.0	0.0	0.0
Secondary products and miscellaneous receipts.....		336412-SM						
Secondary products.....		336412-S	9.3	0.0	0.0	0.1	0.2	0.0
Other aircraft parts and equipment mfg.....	336413		1.8	0.0	0.2	0.3	0.1	0.0
Primary products.....		336413-P	1.8	0.0	0.2	0.3	0.0	0.0
Aircraft propellers and helicopter rotors.....		336413-1	2.6	0.0	2.1	0.0	0.1	0.4
Aircraft parts and auxiliary equipment.....		336413-7	1.3	0.0	0.0	0.3	0.0	0.0
Aircraft landing gear for civilian and military aircraft.....		336413-72	4.8	0.0	0.0	0.0	0.0	0.0
Other aircraft subassemblies and parts for military aircraft.....		336413-73	0.6	0.0	0.0	0.0	0.0	0.0
Other aircraft subassemblies and parts for civilian aircraft.....		336413-74	1.2	0.0	0.0	0.6	0.0	0.0
Secondary products and miscellaneous receipts.....		336413-SM						
Secondary products.....		336413-S	1.0	0.0	-0.1	0.1	0.8	-0.6
Railroad rolling stock manufacturing.....	3365		18.4	5.6	0.0	0.1	0.1	0.4
Railroad rolling stock manufacturing.....	33651		18.4	5.6	0.0	0.1	0.1	0.4
Railroad rolling stock mfg.....	336510		18.4	5.6	0.0	0.1	0.1	0.4
Primary products.....		336510-P	18.9	5.8	0.0	0.0	0.1	0.5
Street, subway, trolley, and rapid transit cars, and railway maintenance equipment and parts.....		336510-5	7.9	0.0	0.2	0.1	0.3	2.1
Railway maintenance of way equipment & parts, parts for all railcars, & other railway vehicles.....		336510-54	8.0	0.0	0.2	0.1	0.3	2.1
Air brake and other brake equipment.....		336510-541	6.0	0.0	0.0	0.0	0.0	0.0
Railway maintenance of way & all other railroad and streetcar equipment, parts and accessories.....		336510-542	8.3	0.0	0.3	0.1	0.4	2.4
Secondary products and miscellaneous receipts.....		336510-SM						
Miscellaneous receipts.....		336510-M	10.2	2.8	0.0	1.2	0.0	0.0
Secondary products.....		336510-S1	9.6	0.0	0.0	0.0	1.4	0.0
Ship and boat building.....	3366		7.9	0.2	0.8	0.7	0.3	0.6
Ship and boat building.....	33661		7.9	0.2	0.8	0.7	0.3	0.6
Ship building and repairing.....	336611		6.8	-0.1	1.0	0.4	0.0	0.3
Primary products.....		336611-P	6.2	-0.1	1.1	0.5	0.0	0.3
Ship repair, nonmilitary.....		336611-A	21.4	0.0	0.0	3.3	0.0	3.1
Military self-propelled ships, new construction.....		336611-5	1.6	0.0	-0.1	0.1	0.0	0.0
Ship repair, military.....		336611-8	3.0	0.0	0.0	0.7	0.0	0.2
Nonmilitary self-propelled ships, new construction.....		336611-9	9.2	1.3	1.2	0.6	0.0	0.0
Secondary products and miscellaneous receipts.....		336611-SM2						
Boat building.....	336612		11.3	1.0	0.1	1.4	1.3	1.6
Primary products.....		336612-P	11.2	1.1	0.1	1.4	1.4	1.6
Outboard motorboats, including commercial and military (except sailboats and lifeboats).....		336612-1	13.4	0.7	0.1	1.5	2.4	2.4
Outboard motorboats, wood or metal, incl. comm. and military (exc. sailboats and lifeboats).....		336612-11	15.8	0.6	0.1	2.0	0.0	4.5
Outboard motorboats, plastics/fiberglass, incl. comm. and mil. (exc. sailboats and lifeboats).....		336612-14	11.4	0.7	0.2	0.9	4.7	0.6

See footnotes at end of table.

Table 12. Producer price index percentage changes for the net output of selected industries and their products, not seasonally adjusted — Continued
 [August 2022]

Title ¹	Industry code	Product code	Unadjusted 12-month percent change ²	Unadjusted 1-month percent change ²				
				Aug. 2021 to Aug. 2022 ^P	Mar. to Apr.	Apr. to May ^P	May to June ^P	June to July ^P
Boat building - Continued								
Inboard motorboats, including commercial and military (except sailboats and lifeboats).....		336612-3	10.9	2.7	0.0	0.4	0.7	0.8
Inboard cabin cruisers, including commercial and military (except sailboats and lifeboats).....		336612-31	8.8	1.4	0.0	0.0	0.0	1.7
Other inboard motorboats, including commercial and military (except sailboats and lifeboats).....		336612-32	12.7	3.8	0.0	0.7	1.2	0.1
Inboard-outdrive boats, including commercial and military (except sailboats and lifeboats).....		336612-5	7.7	0.0	0.0	4.2	0.0	0.0
All other inboard-outdrive boats, incl. comm. and military (except sailboats and lifeboats).....		336612-52	5.4	0.0	0.0	3.1	0.0	0.0
All other boats (excluding military and commercial).....		336612-8	6.2	1.8	0.0	-3.4	0.0	2.4
Secondary products and miscellaneous receipts.....		336612-SM						
Miscellaneous receipts.....		336612-M	12.6	0.4	0.0	1.9	0.2	1.9
Other transportation equipment manufacturing.....	3369		4.5	0.2	0.0	0.1	0.3	-0.2
Other transportation equipment manufacturing.....	33699		4.5	0.2	0.0	0.1	0.3	-0.2
Motorcycle, bicycle, and parts mfg.....	336991		1.1	0.1	0.0	0.2	0.1	0.0
Primary products.....		336991-P	1.1	0.0	0.0	0.2	0.1	0.0
Motorcycles, including three-wheel motorbikes, motorscooters, mopeds, and parts.....		336991-3	0.4	0.0	0.0	0.2	0.1	0.0
Bicycles, including parts (excluding children's 2-wheel sidewalk cycles).....		336991-4	5.3	0.0	0.0	0.3	0.0	0.1
Cycles, all types, tubular construction.....		336991-42	2.8	0.0	0.0	0.7	0.0	0.2
Parts for bicycles, unicycles, and adult tricycles.....		336991-45	7.7	0.0	0.0	0.0	0.0	0.0
Secondary products and miscellaneous receipts.....		336991-SM						
Secondary products.....		336991-S	-	6.7	0.0	0.0	-	-
All other transportation equipment mfg.....	336999		7.2	0.3	0.0	0.1	0.4	-0.4
Primary products.....		336999-P	7.4	0.3	-0.1	0.1	0.4	-0.4
All-terrain vehicles and parts.....		336999-4	8.4	0.4	-0.1	0.0	0.3	-0.4
All other miscellaneous transportation equipment.....		336999-6	9.4	0.1	0.0	0.0	1.1	-0.1
Secondary products and miscellaneous receipts.....		336999-SM						
Secondary products.....		336999-S	13.3	1.4	0.0	0.0	0.0	0.1
Furniture & related product mfg.....	337		12.6	0.8	1.1	1.1	0.7	0.9
HH & institutional furniture & kitchen cabinet mfg.....	3371		12.9	1.5	0.9	0.4	1.6	0.6
Wood kitchen cabinet & countertop mfg.....	33711		11.0	3.9	0.6	0.0	0.3	0.7
Wood kitchen cabinet and countertop mfg.....	337110		11.0	3.9	0.6	0.0	0.3	0.7
Primary products.....		337110-P	11.1	3.8	0.7	0.0	0.4	0.8
Custom wood kitchen cabinets, bathroom vanities, and related cabinet sold directly to customers.....		337110-H	14.9	11.8	0.0	0.0	0.0	0.0
Stock wood kitchen cabinets and related cabinetwork for permanent installation. ...		337110-1	5.5	1.3	0.0	0.0	1.0	0.0
Custom wood kitchen cabinets and related cabinetwork not sold direct to customer at retail.....		337110-4	-	-	-	0.0	0.0	0.0
Secondary products and miscellaneous receipts.....		337110-SM						
Household & institutional furniture mfg.....	33712		13.8	0.5	1.0	0.6	2.2	0.6
Upholstered household furniture mfg.....	337121		14.0	0.2	0.7	0.1	4.0	0.3
Primary products.....		337121-P	16.6	0.3	0.9	0.2	5.4	0.2
Upholstered household furniture, excl. dual-purpose sleep furniture.....		337121-1	16.6	0.3	0.9	0.2	5.0	0.3
Upholstered household sofas, davenports, settees, and loveseats, except custom.....		337121-11	17.9	0.2	1.1	0.2	5.1	0.3
Upholstered household sectional sofa pieces, except custom.....		337121-12	14.6	0.1	0.5	0.2	4.4	0.3
Upholstered household rocking chairs, including swivel rockers, except custom.....		337121-13	16.5	1.4	2.3	0.0	0.0	0.0
Other upholstered household furniture, including custom sold at retail.....		337121-15	15.9	0.9	0.8	0.3	1.0	0.2
Dual-purpose sleep furniture incl. futon, conv. sofa, jackknife & chair beds, except custom.....		337121-4	17.0	0.0	0.8	0.0	10.9	0.0
Secondary products and miscellaneous receipts.....		337121-SM						
Miscellaneous receipts.....		337121-M	-	0.0	0.0	0.0	0.0	-
Nonupholstered wood household furniture mfg.....	337122		7.9	0.5	1.4	0.8	0.0	0.1
Primary products.....		337122-P	9.3	0.6	1.7	0.9	0.0	0.0
Infants' and children's wood furniture, except custom.....		337122-A	13.5	1.1	0.6	0.2	0.0	0.0
Custom nonupholstered wood household furniture sold direct, excl. kitchen cabinets and vanities.....		337122-J	6.6	0.0	2.3	1.7	0.0	0.0
Wood household den, family room, library, and living room furniture, except custom.....		337122-1	9.0	0.9	2.1	0.8	0.0	0.0
Wood dining room and kitchen furniture, excl. cabinets, except custom.....		337122-4	9.9	0.0	2.9	1.1	0.0	0.0
Wood bedroom furniture, except custom.....		337122-8	8.8	0.6	0.6	0.9	0.0	0.0

See footnotes at end of table.

Table 12. Producer price index percentage changes for the net output of selected industries and their products, not seasonally adjusted — Continued
 [August 2022]

Title ¹	Industry code	Product code	Unadjusted 12-month percent change ²	Unadjusted 1-month percent change ²				
				Aug. 2021 to Aug. 2022 ^P	Mar. to Apr.	Apr. to May ^P	May to June ^P	June to July ^P
Nonupholstered wood household furniture mfg - Continued								
Secondary products and miscellaneous receipts.....		337122-SM						
Secondary products.....		337122-S	1.6	0.0	0.0	0.0	0.0	0.9
Metal household furniture mfg.....	337124		15.9	0.0	2.0	-0.2	-0.1	2.8
Primary products.....		337124-P	16.4	0.0	2.3	-0.3	0.0	3.3
Metal dining room, and kitchen furniture, incl. padded and plain chairs and stools.....		337124-1	12.3	-0.3	7.7	-0.9	-0.1	1.2
Metal outdoor and casual furniture, incl. beach, lawn, garden and porch.....		337124-6	12.1	0.5	0.0	0.0	0.0	2.2
Other nonupholstered metal household furniture.....		337124-8	23.5	0.0	0.0	0.0	0.0	5.9
Secondary products and miscellaneous receipts.....		337124-SM						
Secondary products.....		337124-S	16.1	-0.2	0.2	0.7	-0.2	0.1
Household furniture, except wood or metal, mfg.....	337125		-	-0.1	0.0	0.0	0.0	-
Primary products.....		337125-P	-	0.0	0.0	0.0	0.0	-
Nonupholstered household furniture (except wood and metal).....		337125-0	-	0.0	0.0	0.0	0.0	-
Institutional furniture mfg.....	337127		19.2	1.6	1.3	1.8	1.1	0.7
Primary products.....		337127-P	20.0	1.7	1.4	1.8	1.3	0.8
Other institutional furniture.....		337127-B	14.1	0.1	0.0	0.7	0.3	0.5
School furniture (except stone and concrete), excl. library furniture.....		337127-1	30.6	0.3	0.4	0.4	4.5	1.7
Public building and related furniture, excl. bar, bowling, cafeteria, restaurant and school.....		337127-5	17.4	5.2	0.2	1.0	0.5	0.7
Public furniture (bar, bowling center, cafeteria, and restaurant).....		337127-8	24.1	0.3	7.6	6.9	0.6	0.4
Secondary products and miscellaneous receipts.....		337127-SM						
Miscellaneous receipts.....		337127-M	15.7	0.0	0.0	3.6	0.0	0.0
Secondary products.....		337127-S	11.7	0.3	0.8	0.1	-0.1	0.5
Office furniture (including fixtures) mfg.....	3372		13.8	-0.1	0.9	2.3	-0.4	1.7
Office furniture (including fixtures) mfg.....	33721		13.8	-0.1	0.9	2.3	-0.4	1.7
Wood office furniture mfg.....	337211		18.1	0.0	1.5	3.0	0.2	1.0
Primary products.....		337211-P	14.8	0.0	1.7	3.4	0.3	1.4
Wood office furniture panel systems, desking systems, and other wood office furniture.....		337211-A	7.0	0.0	1.8	0.9	0.1	1.8
Wood office seating, including upholstered.....		337211-1	16.4	0.0	0.4	6.1	0.6	0.1
Wood office desks and desk extensions.....		337211-4	22.7	0.0	3.0	4.3	0.2	2.4
Wood office files, storage units, and tables.....		337211-7	10.2	0.0	1.9	0.5	0.2	1.9
Secondary products and miscellaneous receipts.....		337211-SM						
Secondary products.....		337211-S	42.1	0.0	0.2	1.0	-0.6	-1.1
Custom architectural woodwork and millwork.....	337212		12.1	1.6	0.5	0.3	0.3	1.4
Primary products.....		337212-P	11.7	1.7	0.5	0.3	0.3	1.5
Custom architectural woodwork, millwork, and fixtures.....		337212-0	11.7	1.7	0.5	0.3	0.3	1.5
Secondary products and miscellaneous receipts.....		337212-SM						
Office furniture, except wood, mfg.....	337214		14.2	-3.4	2.5	4.6	-0.7	2.1
Primary products.....		337214-P	14.2	-3.9	2.2	4.7	-0.5	2.4
Office seating, including upholstered, except wood.....		337214-1	-1.3	-5.1	-2.1	7.0	-4.9	-5.4
Office files, storage units, and tables, except wood.....		337214-7	11.9	-3.1	4.3	2.6	0.8	1.1
Secondary products and miscellaneous receipts.....		337214-SM						
Showcases, partitions, shelving, and lockers mfg.....	337215		13.1	2.4	-0.8	0.9	-0.8	1.6
Primary products.....		337215-P	12.6	2.4	-1.0	1.0	-1.1	1.8
Storage racks and accessories, except wood.....		337215-E	-0.6	0.0	1.3	0.0	-1.7	-6.1
Fixtures (bank, office, and store), except wood.....		337215-G	19.6	2.8	-2.7	-1.1	-0.2	8.4
Wood furniture dimensions and nonwood furniture parts and frames.....		337215-L	26.6	-	-	-	0.1	3.5
Secondary products and miscellaneous receipts.....		337215-SM						
Other furniture related product mfg.....	3379		8.2	0.5	1.9	0.5	0.2	0.1
Mattress mfg.....	33791		6.5	0.5	1.4	0.6	0.2	0.2
Mattress mfg.....	337910		6.5	0.5	1.4	0.6	0.2	0.2
Primary products.....		337910-P	6.6	0.6	1.5	0.6	0.3	0.2
Mattress and foundation sets.....		337910-E	1.3	1.2	2.2	0.3	0.0	0.2
Innerspring mattresses, excluding crib-size.....		337910-1	9.7	0.2	1.1	0.5	0.0	0.0
Other mattresses, including crib, foam, waterbed mattresses and mattress inserts.....		337910-4	10.9	0.0	1.2	1.5	1.4	0.4
Foundations, excl. innerspring units, hybrid-type flotation, ensembles, and adjustable units.....		337910-7	10.3	0.6	-0.1	0.3	0.0	0.3
Secondary products and miscellaneous receipts.....		337910-SM						
Blind & shade mfg.....	33792		16.0	0.1	4.0	0.0	0.1	0.0

See footnotes at end of table.

Table 12. Producer price index percentage changes for the net output of selected industries and their products, not seasonally adjusted — Continued
 [August 2022]

Title ¹	Industry code	Product code	Unadjusted 12-month percent change ²	Unadjusted 1-month percent change ²				
				Aug. 2021 to Aug. 2022 ^P	Mar. to Apr.	Apr. to May ^P	May to June ^P	June to July ^P
Blind and shade mfg.	337920		16.0	0.1	4.0	0.0	0.1	0.0
Primary products.....		337920-P	18.2	0.0	4.4	0.0	0.0	0.0
Secondary products and miscellaneous receipts.....		337920-SM						
Miscellaneous mfg.	339		6.4	0.4	0.5	0.3	0.3	0.3
Medical equipment & supplies mfg.	3391		3.3	0.3	0.5	0.1	0.1	0.1
Medical equipment & supplies mfg.	33911		3.3	0.3	0.5	0.1	0.1	0.1
Surgical and medical instrument mfg.	339112		2.1	-0.1	1.0	0.0	0.1	0.0
Primary products.....		339112-P	2.3	-0.1	1.1	0.0	0.1	0.0
Surgical and medical instruments.....		339112-0	2.3	-0.1	1.1	0.0	0.1	0.0
Surgical and orthopedic instruments.....		339112-01	4.0	0.0	2.6	0.7	0.0	-0.2
Surgical and medical catheters.....		339112-05	0.8	-0.7	1.8	-0.8	0.0	0.0
Other surgical and medical apparatus and instruments, excluding parts.....		339112-06	2.5	0.2	-0.2	-0.4	0.4	0.1
Parts for surgical and medical apparatus and instruments.....		339112-09	0.0	0.0	0.0	0.0	-0.3	0.1
Secondary products and miscellaneous receipts.....		339112-SM						
Surgical appliance and supplies mfg.	339113		5.3	0.7	0.8	0.2	0.0	0.2
Primary products.....		339113-P	5.1	0.7	0.9	0.1	0.0	0.1
Medical and surgical appliances and supplies, incl. orthopedic, prosthetic, and therapeutic.....		339113-2	4.1	0.8	-0.1	0.1	0.0	0.2
Other orthopedic and prosthetic appliances.....		339113-22	0.5	0.0	0.0	0.0	0.0	0.0
Other medical and surgical appliances and supplies.....		339113-27	5.0	1.0	-0.1	0.1	0.0	0.2
Hospital beds and specialized hospital furniture.....		339113-4	4.7	0.8	0.5	0.0	0.0	0.0
Personal industrial and nonindustrial safety equipment and clothing.....		339113-6	10.4	0.0	6.6	0.0	0.0	0.0
Secondary products and miscellaneous receipts.....		339113-SM						
Miscellaneous receipts.....		339113-M	7.3	0.9	0.0	0.2	0.1	0.2
Secondary products.....		339113-S	2.9	0.0	0.0	1.6	0.2	0.7
Dental equipment and supplies mfg.	339114		-1.8	-0.2	-3.1	0.5	1.2	0.1
Primary products.....		339114-P	-1.9	-0.2	-3.4	0.4	1.8	0.0
Dental professional equipment and supplies.....		339114-1	6.0	0.4	0.0	0.6	2.7	0.0
Professional dental equipment.....		339114-11	11.1	0.0	0.0	0.0	7.0	0.0
Professional dental supplies.....		339114-12	2.2	0.8	0.0	1.1	-0.7	0.0
Secondary products and miscellaneous receipts.....		339114-SM						
Miscellaneous receipts.....		339114-M	3.1	0.0	0.0	1.1	0.6	0.0
Ophthalmic goods mfg.	339115		4.6	0.2	0.0	0.0	0.0	0.3
Primary products.....		339115-P	4.9	0.2	0.0	0.0	0.0	0.3
Ophthalmic fronts, temples, and focal and contact lenses.....		339115-9	5.3	0.3	0.0	0.0	0.0	0.5
Secondary products and miscellaneous receipts.....		339115-SM						
Other miscellaneous mfg.	3399		10.6	0.6	0.4	0.4	0.6	0.6
Jewelry & silverware mfg.	33991		7.7	0.9	0.7	-0.2	-1.5	1.0
Jewelry and silverware mfg.	339910		7.7	0.9	0.7	-0.2	-1.5	1.0
Primary products.....		339910-P	8.4	1.0	0.8	-0.2	-1.7	1.1
Jewelry, gold and platinum.....		339910-1	10.2	0.7	1.4	-0.1	-2.9	1.7
Costume jewelry and novelties.....		339910-4	8.5	0.0	0.0	0.0	1.5	0.0
All other jewelry and personal goods (excluding costume).....		339910-8	7.4	3.9	0.0	-0.9	-1.0	0.6
Secondary products and miscellaneous receipts.....		339910-SM						
Miscellaneous receipts.....		339910-M	-	0.1	-0.3	-0.1	-0.3	-
Sporting & athletic goods mfg.	33992		6.8	0.0	0.5	0.7	0.1	0.0
Sporting and athletic goods mfg.	339920		6.7	0.0	0.4	0.7	0.1	0.0
Primary products.....		339920-P	7.8	0.0	0.5	0.8	0.1	0.0
Other sporting and athletic goods.....		339920-A	8.4	0.0	0.0	0.0	0.3	0.0
Golf equipment, excluding apparel and shoes.....		339920-4	-	0.1	0.0	0.0	0.0	-
Playground equipment.....		339920-5	9.9	0.0	0.0	3.0	0.0	0.0
Gymnasium and exercise equipment.....		339920-7	11.8	0.0	2.3	2.0	0.0	0.0
Secondary products and miscellaneous receipts.....		339920-SM						
Secondary products.....		339920-S	18.1	0.0	0.3	5.0	0.0	0.0
Doll, toy & game mfg.	33993		10.0	0.2	0.0	0.0	0.0	3.2
Doll, toy, and game mfg.	339930		10.0	0.2	0.0	0.0	0.0	3.2
Primary products.....		339930-P	6.0	0.3	0.0	0.0	0.0	0.0
Models (operating & static), craft kits/supply, natural science kits, & collectors' miniatures.....		339930-6	6.6	1.1	0.0	0.0	0.0	0.0
Other nonelectronic toys, including parts.....		339930-8	9.5	0.0	0.0	0.0	0.0	0.0
Secondary products and miscellaneous receipts.....		339930-SM						

See footnotes at end of table.

Table 12. Producer price index percentage changes for the net output of selected industries and their products, not seasonally adjusted — Continued
 [August 2022]

Title ¹	Industry code	Product code	Unadjusted 12-month percent change ²	Unadjusted 1-month percent change ²				
			Aug. 2021 to Aug. 2022 ^P	Mar. to Apr.	Apr. to May ^P	May to June ^P	June to July ^P	July to Aug. ^P
Office supplies (exc paper) mfg.	33994		10.0	0.5	0.9	1.3	0.9	0.3
Office supplies, except paper, mfg.	339940		10.0	0.5	0.9	1.3	0.9	0.3
Primary products.		339940-P	10.5	0.6	1.2	1.7	0.5	0.3
Pens, mechanical pencils, markers, and associated parts.		339940-1	5.6	1.2	2.3	1.9	0.0	0.0
Lead pencils, art goods, office supplies & small office equipment, excluding paper.		339940-2	14.7	0.0	1.3	2.6	1.1	0.0
Marking devices.		339940-3	7.2	0.0	0.0	0.0	0.0	0.1
Secondary products and miscellaneous receipts.		339940-SM						
Miscellaneous receipts.		339940-M	5.9	0.0	0.0	0.0	3.0	0.0
Secondary Products.		339940-S	20.4	0.3	0.3	0.0	0.0	1.7
Sign mfg.	33995		14.3	1.1	0.6	0.7	1.5	1.6
Sign mfg.	339950		14.3	1.1	0.6	0.7	1.5	1.6
Primary products.		339950-P	16.0	1.4	0.7	0.5	1.8	2.0
Electric signs and displays, including trade show exhibits.		339950-1	10.3	0.5	0.0	0.0	0.0	1.7
Nonelectric signs and displays, including trade show exhibits.		339950-4	20.4	2.0	1.2	0.8	3.1	2.2
Secondary products and miscellaneous receipts.		339950-SM						
All other misc mfg.	33999		11.5	0.5	0.1	0.4	1.1	0.1
Gasket, packing, and sealing device mfg.	339991		7.7	0.4	0.4	0.9	1.9	0.0
Primary products.		339991-P	7.5	0.2	0.5	0.8	2.3	-0.2
Compression packing.		339991-1	7.4	0.0	0.0	1.1	0.0	0.0
Molded packing and seals.		339991-2	11.5	0.0	2.0	0.5	5.9	-0.8
Nonmetallic gaskets and gasketing.		339991-3	15.6	0.7	0.0	1.1	3.7	0.0
Metallic gaskets and machined seals.		339991-7	-1.7	0.0	0.0	-2.1	0.0	0.0
Rotary oil seals.		339991-9	4.4	0.0	0.0	3.0	0.0	0.0
Secondary products and miscellaneous receipts.		339991-SM						
Miscellaneous receipts.		339991-M	6.3	1.6	0.0	0.0	0.0	0.0
Secondary products.		339991-S	11.5	1.1	0.0	2.8	0.3	2.7
Musical instrument mfg.	339992		9.4	0.1	0.4	0.0	2.7	0.9
Primary products.		339992-P	10.0	0.1	0.4	0.0	2.9	1.0
Nonelectronic pianos, organs, and nonelectronic pianos and organ parts, excluding benches.		339992-A	5.6	-0.5	3.2	0.0	1.1	0.0
Other musical instruments and parts.		339992-7	10.7	0.2	0.0	0.0	3.2	1.1
Other electronic musical instruments, excluding electronic organs.		339992-71	8.0	0.0	0.0	0.0	1.1	0.0
Other nonelectronic musical instruments.		339992-72	-	0.0	0.0	0.0	6.3	-
Parts and accessories for other musical instruments, sold separately, excl. benches & cases.		339992-73	12.1	0.5	0.0	0.0	1.8	2.6
Secondary products and miscellaneous receipts.		339992-SM						
Miscellaneous receipts.		339992-M	-	0.0	0.0	0.0	0.0	-
Fastener, button, needle, and pin mfg.	339993		14.6	-0.2	0.0	0.0	4.2	0.0
Primary products.		339993-P	13.4	-0.2	0.0	0.0	3.7	0.0
Fasteners, zippers, buttons, needles, pins, and buckles (except precious metal). ..		339993-0	13.4	-0.2	0.0	0.0	3.7	0.0
Secondary products and miscellaneous receipts.		339993-SM						
Broom, brush, and mop mfg.	339994		6.3	0.1	0.0	0.2	2.1	-0.1
Primary products.		339994-P	6.5	0.2	0.2	0.2	2.3	0.2
Brooms, mops and dusters.		339994-1	4.5	0.6	0.1	0.6	0.0	0.0
Mops and dusters, including refills.		339994-13	5.3	0.6	0.0	1.3	0.0	0.0
Paint and varnish brushes, paint holders, pads, roller frames and rollers.		339994-3	11.0	0.0	1.5	0.0	0.0	0.0
Paint and varnish brushes.		339994-31	10.6	0.0	4.0	0.0	0.0	0.0
Paint holders, pads, roller frames and rollers.		339994-32	11.3	0.0	0.1	0.0	0.0	0.0
Other types of brushes.		339994-5	6.5	0.1	0.0	0.0	3.9	0.3
Personal brushes.		339994-51	0.4	0.0	0.0	0.1	0.0	0.0
All other types of brushes, except personal.		339994-52	14.5	0.1	0.0	0.0	8.8	0.7
Secondary products and miscellaneous receipts.		339994-SM						
Burial casket mfg.	339995		7.8	0.0	0.4	0.1	0.0	0.0
Primary products.		339995-P	7.5	0.0	0.4	0.0	0.0	0.0
Metal burial caskets and coffins, completely lined and trimmed, adult sizes only. ..		339995-1	6.7	0.0	0.6	0.0	0.0	0.0
Other burial caskets and coffins, including burial boxes and vaults (except concrete and stone).		339995-5	11.7	0.0	0.0	0.0	0.0	0.0
Secondary products and miscellaneous receipts.		339995-SM						
All other miscellaneous mfg.	339999		15.1	0.7	0.0	0.3	0.2	0.0
Primary products.		339999-P	13.8	0.9	0.0	0.2	0.2	0.0
Mirror and picture frames and framed pictures.		339999-E	7.2	1.9	-0.4	1.8	0.0	0.0

See footnotes at end of table.

Table 12. Producer price index percentage changes for the net output of selected industries and their products, not seasonally adjusted — Continued
 [August 2022]

Title ¹	Industry code	Product code	Unadjusted 12-month percent change ²	Unadjusted 1-month percent change ²				
				Aug. 2021 to Aug. 2022 ^P	Mar. to Apr.	Apr. to May ^P	May to June ^P	June to July ^P
All other miscellaneous mfg - Continued								
All other miscellaneous fabricated products, incl. fire extinguishers and umbrellas.....		339999-L	16.6	1.0	0.0	-0.3	0.0	0.0
Candles, including tapers.....		339999-5	10.8	0.1	0.0	1.2	0.9	0.0
Secondary products and miscellaneous receipts.....		339999-SM						
Secondary products.....		339999-S	13.3	0.0	1.6	2.2	1.1	0.0
Services industries								
Merchant wholesalers, durable goods.....	423		9.7	0.3	-0.4	-0.5	1.1	-0.4
Motor vehicle and parts merchant wholesalers.....	4231		24.0	1.8	-6.3	-2.5	-1.8	0.9
Motor vehicle and parts merchant wholesalers.....	42310		24.0	1.8	-6.3	-2.5	-1.8	0.9
Motor vehicle and parts merchant wholesalers.....	423100		24.0	1.8	-6.3	-2.5	-1.8	0.9
Primary services.....		423100-P	24.5	1.9	-6.7	-2.7	-2.0	1.0
Motor vehicle and parts wholesaler services.....		423100-1	24.5	1.9	-6.7	-2.7	-2.0	1.0
Furniture and home furnishing merchant wholesalers.....	4232		17.9	3.2	1.2	-1.2	3.0	2.2
Furniture and home furnishing merchant wholesalers.....	42320		17.9	3.2	1.2	-1.2	3.0	2.2
Furniture and home furnishing merchant wholesalers.....	423200		17.9	3.2	1.2	-1.2	3.0	2.2
Primary services.....		423200-P	18.4	3.3	1.3	-1.5	3.2	2.3
Furniture and home furnishing wholesaler services.....		423200-1	18.4	3.3	1.3	-1.5	3.2	2.3
Lumber and other construction materials merchant wholesalers.....	4233		14.1	1.3	0.9	-0.1	-2.4	0.2
Lumber and other construction materials merchant wholesalers.....	42330		14.1	1.3	0.9	-0.1	-2.4	0.2
Lumber and other construction materials merchant wholesalers.....	423300		14.2	1.3	0.9	-0.1	-2.4	0.2
Primary services.....		423300-P	13.6	1.2	0.9	-0.2	-2.5	0.2
Lumber and other construction material wholesaler services.....		423300-1	13.6	1.2	0.9	-0.2	-2.5	0.2
Professional and commercial equipment and supplies merchant wholesalers.....	4234		5.5	-2.4	-0.3	-0.7	1.8	-0.9
Professional and commercial equipment and supplies merchant wholesalers.....	42340		5.5	-2.4	-0.3	-0.7	1.8	-0.9
Professional and commercial equipment and supplies merchant wholesalers.....	423400		5.4	-2.4	-0.3	-0.8	1.8	-0.9
Primary services.....		423400-P	4.7	-1.9	-0.8	-1.6	1.6	-0.3
Professional and commercial equipment and supplies wholesaler services.....		423400-1	4.7	-1.9	-0.8	-1.6	1.6	-0.3
Metal and mineral (except petroleum) merchant wholesalers.....	4235		-21.4	10.4	1.6	-12.5	-4.3	-2.9
Metal and mineral (except petroleum) merchant wholesalers.....	42350		-21.4	10.4	1.6	-12.5	-4.3	-2.9
Metal and mineral (except petroleum) merchant wholesalers.....	423500		-21.4	10.5	1.6	-12.5	-4.3	-2.8
Primary services.....		423500-P	-20.9	11.3	2.7	-12.5	-4.0	-2.6
Metals and minerals wholesaler services.....		423500-1	-20.9	11.3	2.7	-12.5	-4.0	-2.6
Household appliances and electrical and electronic goods merchant wholesalers.....	4236		2.6	-3.5	0.0	1.7	5.8	-3.1
Household appliances and electrical and electronic goods merchant wholesalers.....	42360		2.6	-3.5	0.0	1.7	5.8	-3.1
Household appliances and electrical and electronic goods merchant wholesalers.....	423600		3.0	-3.4	0.2	1.8	5.8	-3.1
Primary services.....		423600-P	-1.2	-4.2	-1.3	0.6	6.2	-3.5
Household appliances, electrical, and electronics wholesaler services.....		423600-1	-1.2	-4.2	-1.3	0.6	6.2	-3.5
Hardware, plumbing and heating equipment and supplies merchant wholesalers.....	4237		6.5	0.8	0.9	-0.7	0.0	-1.1
Hardware, plumbing and heating equipment and supplies merchant wholesalers.....	42370		6.5	0.8	0.9	-0.7	0.0	-1.1
Hardware, plumbing, and heating equipment and supplies merchant wholesalers.....	423700		6.5	0.8	0.9	-0.7	0.0	-1.1
Primary services.....		423700-P	5.1	0.5	1.4	-0.7	-0.1	-1.7
Hardware, plumbing, and heating equipment and supplies wholesaler services.....		423700-1	5.1	0.5	1.4	-0.7	-0.1	-1.7
Machinery, equipment, and supplies merchant wholesalers.....	4238		25.6	0.2	3.1	4.0	2.7	2.3
Machinery, equipment, and supplies merchant wholesalers.....	42380		25.6	0.2	3.1	4.0	2.7	2.3
Machinery and supply merchant wholesalers.....	423800		25.8	0.3	3.1	4.0	2.7	2.3
Primary services.....		423800-P	28.3	0.6	3.3	4.0	3.0	2.4
Machinery and supply wholesaler services.....		423800-1	28.3	0.6	3.3	4.0	3.0	2.4
Other receipts.....		423800-SM	14.1	-1.5	2.1	3.9	1.2	1.9
Miscellaneous durable goods merchant wholesalers (except materials recyclers).....	4239		5.8	1.0	2.0	2.6	-2.2	-0.7
Miscellaneous durable goods merchant wholesalers (except materials recyclers).....	42390		5.8	1.0	2.0	2.6	-2.2	-0.7
Miscellaneous durable goods, except recyclable material, merchant wholesalers.....	423900		5.7	1.0	2.0	2.6	-2.2	-0.7
Primary services.....		423900-P	5.9	1.0	2.1	2.7	-2.4	-0.7
Miscellaneous durable goods wholesaler services.....		423900-1	5.9	1.0	2.1	2.7	-2.4	-0.7
Merchant wholesalers, nondurable goods.....	424		8.9	1.5	2.4	0.7	0.6	0.6

See footnotes at end of table.

Table 12. Producer price index percentage changes for the net output of selected industries and their products, not seasonally adjusted — Continued
[August 2022]

Title ¹	Industry code	Product code	Unadjusted 12-month percent change ²	Unadjusted 1-month percent change ²				
				Aug. 2021 to Aug. 2022 ^P	Mar. to Apr.	Apr. to May ^P	May to June ^P	June to July ^P
Paper and paper product merchant wholesalers.....	4241		39.7	3.0	3.9	1.6	0.6	0.3
Paper and paper product merchant wholesalers.....	42410		39.7	3.0	3.9	1.6	0.6	0.3
Paper and paper product merchant wholesalers.....	424100		39.7	3.0	3.9	1.6	0.6	0.3
Primary services.....		424100-P	39.1	3.1	3.6	1.6	0.6	0.2
Paper wholesaler services.....		424100-1	39.1	3.1	3.6	1.6	0.6	0.2
Wholesaling of paper and paper products.....		424100-11	38.2	2.7	3.5	1.4	0.9	0.2
Wholesaling of all other goods, except paper and paper products.....		424100-12	47.1	6.2	4.2	3.4	-1.6	0.3
Drugs and druggists' sundries merchant wholesalers.....	4242		-0.8	1.2	4.7	-2.4	1.3	2.4
Drugs and druggists' sundries merchant wholesalers.....	42420		-0.8	1.2	4.7	-2.4	1.3	2.4
Drugs and druggists' sundries merchant wholesalers.....	424200		-0.8	1.2	4.7	-2.4	1.3	2.4
Primary products.....		424200-P	-0.8	1.2	4.7	-2.4	1.3	2.4
Wholesaling of pharmaceuticals.....		424200-1	-2.1	1.4	5.6	-3.0	1.6	2.7
Wholesaling of all other goods, except pharmaceuticals.....		424200-2	6.0	0.1	0.1	0.2	-0.2	0.8
Apparel and piece goods merchant wholesalers.....	4243		-0.7	-0.6	-4.3	3.1	-0.4	-0.6
Apparel and piece goods merchant wholesalers.....	42430		-0.7	-0.6	-4.3	3.1	-0.4	-0.6
Apparel and piece goods merchant wholesalers.....	424300		-0.7	-0.6	-4.3	3.1	-0.4	-0.6
Primary services.....		424300-P	-0.7	-0.6	-4.3	3.1	-0.4	-0.6
Apparel wholesaler services.....		424300-1	-0.7	-0.6	-4.3	3.1	-0.4	-0.6
Wholesaling of apparel.....		424300-11	4.3	0.6	-5.4	3.6	-0.2	-2.0
Grocery and related product merchant wholesalers.....	4244		15.8	1.6	1.0	0.3	1.7	0.1
Grocery and related product merchant wholesalers.....	42440		15.8	1.6	1.0	0.3	1.7	0.1
Grocery and related product merchant wholesalers.....	424400		15.8	1.6	1.0	0.3	1.7	0.1
Primary services.....		424400-P	15.8	1.6	1.0	0.2	1.7	0.1
Grocery and related product wholesaler services.....		424400-1	15.8	1.6	1.0	0.2	1.7	0.1
Wholesaling of fresh meat, seafood, dairy, and fruits and vegetables.....		424400-11	12.3	0.1	-4.2	0.7	3.3	-0.8
Wholesaling of packaged frozen and canned foods.....		424400-12	11.2	-0.2	3.1	0.3	-5.3	2.4
Wholesaling of baked goods, non-alcoholic beverages, and all other groceries.....		424400-13	18.5	3.1	1.4	1.2	4.7	0.0
Wholesaling of all other goods, except groceries.....		424400-14	31.6	7.0	16.2	-5.9	-0.5	-1.6
Chemicals and allied products merchant wholesalers.....	4246		9.7	5.3	1.3	-3.8	-2.0	-0.2
Chemicals and allied products merchant wholesalers.....	42460		9.7	5.3	1.3	-3.8	-2.0	-0.2
Chemicals and allied products merchant wholesalers.....	424600		9.7	5.3	1.3	-3.8	-2.0	-0.2
Primary products.....		424600-P	9.3	5.4	1.3	-3.9	-2.2	-0.2
Wholesaling of chemicals, plastics, and allied products.....		424600-1	9.1	5.6	1.1	-4.1	-2.5	-0.1
Wholesaling of all other goods, except chemicals, plastics, and allied products.....		424600-2	14.1	2.4	4.8	-0.9	2.2	-1.8
Petroleum and petroleum products merchant wholesalers.....	4247		-7.2	-1.6	1.7	4.3	0.5	-0.5
Petroleum and petroleum products merchant wholesalers.....	42470		-7.2	-1.6	1.7	4.3	0.5	-0.5
Petroleum and petroleum products merchant wholesalers.....	424700		-7.2	-1.6	1.7	4.3	0.5	-0.5
Primary products.....		424700-P	-8.2	-1.8	1.7	4.5	0.6	-0.5
Wholesaling of petroleum products.....		424700-1	-8.7	-1.8	1.8	4.5	0.7	-0.5
Wholesaling of all other goods, except petroleum products.....		424700-2	15.8	-0.5	-0.6	4.5	-2.2	-0.2
Other receipts.....		424700-SM	17.1	0.9	2.4	-0.2	-0.6	-0.9
Beer, wine, and distilled alcoholic beverage merchant wholesalers.....	4248		13.3	1.5	1.8	1.1	1.0	0.5
Beer, wine, and distilled alcoholic beverage merchant wholesalers.....	42480		13.3	1.5	1.8	1.1	1.0	0.5
Beer, wine, and distilled alcoholic beverage merchant wholesalers.....	424800		13.3	1.5	1.8	1.1	1.0	0.5
Primary services.....		424800-P	13.3	1.5	1.9	1.1	1.0	0.5
Alcoholic beverage wholesaler services.....		424800-1	13.3	1.5	1.9	1.1	1.0	0.5
Wholesaling of beer, wine, and distilled alcoholic beverages.....		424800-11	13.3	1.6	1.9	1.1	1.0	0.5
Wholesaling of all other goods, except alcoholic beverages.....		424800-12	12.5	-2.1	0.4	-1.8	2.2	1.6
Miscellaneous nondurable goods merchant wholesalers.....	4249		27.0	3.6	6.4	3.3	0.4	1.6
Miscellaneous nondurable goods merchant wholesalers.....	42490		27.0	3.6	6.4	3.3	0.4	1.6
Miscellaneous nondurable goods merchant wholesalers.....	424900		27.0	3.6	6.4	3.3	0.4	1.6
Primary services.....		424900-P	27.1	3.4	6.5	3.3	0.4	1.7
Miscellaneous nondurable good wholesaler services.....		424900-1	27.1	3.4	6.5	3.3	0.4	1.7
Material recyclers.....	429930		-14.8	0.6	-9.6	-7.3	-8.4	-2.0
Primary products.....		429930-P	-15.9	0.4	-10.0	-7.7	-8.7	-2.1
Ferrous metal scrap.....		429930-1	-23.2	0.0	-12.1	-11.8	-11.8	-5.3
Carbon steel scrap.....		429930-11	-22.7	0.8	-12.0	-11.2	-11.0	-5.5

See footnotes at end of table.

Table 12. Producer price index percentage changes for the net output of selected industries and their products, not seasonally adjusted — Continued
 [August 2022]

Title ¹	Industry code	Product code	Unadjusted 12-month percent change ²	Unadjusted 1-month percent change ²				
			Aug. 2021 to Aug. 2022 ^P	Mar. to Apr.	Apr. to May ^P	May to June ^P	June to July ^P	July to Aug. ^P
Material recyclers - Continued								
Heavy melting scrap.....		429930-111	-	-1.2	-	-	-	-
Carbon steel scrap bundles.....		429930-112	-32.7	11.3	-10.1	-9.6	-23.7	-10.6
Shredded carbon steel scrap.....		429930-113	-13.5	0.4	-10.9	-9.7	-6.9	-4.6
Cut plate and structural scrap.....		429930-114	-22.3	2.0	-14.4	-11.6	-8.4	-5.3
Other carbon steel scrap.....		429930-115	-	-9.1	-22.1	-	-	-
Stainless and alloy steel scrap.....		429930-12	-32.5	-9.8	-12.8	-20.7	-23.8	-0.7
Cast iron scrap.....		429930-13	-	3.2	-6.8	-10.2	-8.9	-
Other ferrous scrap.....		429930-14	-	-3.3	-20.4	-8.0	-13.7	-
Nonferrous metal scrap.....		429930-2	-12.6	-0.6	-9.9	-5.9	-9.6	5.1
Copper base scrap.....		429930-21	-13.7	1.5	-7.4	-2.6	-15.4	3.3
No 1 copper wire, heavy.....		429930-211	-17.6	2.2	-9.6	-3.2	-17.3	3.2
No 2 copper wire, mixed.....		429930-212	-18.2	2.8	-10.2	-4.1	-18.3	3.3
Yellow brass scrap.....		429930-213	-13.2	-0.4	-5.9	-2.8	-24.2	8.4
Used beverage can scrap.....		429930-223	-2.4	-0.1	-14.8	-12.2	-16.0	1.8
Other old aluminum base scrap.....		429930-224	-5.1	0.1	-6.4	-7.6	-12.0	-4.1
Other nonferrous scrap (including lead, zinc and precious metals).....		429930-23	-11.5	-2.8	-10.9	-12.3	13.3	3.8
Recyclable paper.....		429930-3	-11.2	3.6	-5.8	0.4	3.4	-8.3
News and other low grade recyclable paper.....		429930-31	9.4	1.9	-0.6	5.3	0.7	0.2
Corrugated recyclable paper.....		429930-33	-21.0	4.3	-8.7	-0.1	3.9	-13.6
High grade recyclable paper (including pulp substitutes and deinking).....		429930-34	13.4	2.1	0.9	0.3	2.9	2.7
Recyclable materials, excluding metals and paper.....		429930-4	16.7	4.1	-1.0	1.2	-3.0	-2.5
Recyclable plastics.....		429930-42	19.0	8.2	1.5	2.6	-2.1	0.0
Other receipts.....		429930-SM1						
Motor vehicle and parts dealers.....	441		12.5	1.0	1.7	0.5	-0.5	0.2
Automobile dealers.....	4411		11.1	0.7	1.7	0.7	-1.2	0.0
New car dealers.....	44111		11.1	0.7	1.7	0.7	-1.2	0.0
New car dealers.....	441110		11.1	0.7	1.7	0.7	-1.2	0.0
Primary services.....		441110-P	10.6	0.6	1.4	1.4	-1.1	0.0
Vehicle sales.....		441110-1	20.8	1.2	2.5	2.4	-2.5	0.0
New vehicle sales.....		441110-101	38.6	0.3	4.0	4.3	-1.8	0.0
Used vehicle sales.....		441110-102	-1.2	2.6	0.1	-0.6	-3.8	0.0
Service labor and parts.....		441110-2	3.4	0.1	0.4	0.5	0.0	0.0
Other receipts.....		441110-SM	12.4	1.1	2.8	-1.2	-1.2	0.0
Recreational vehicle dealers.....	44121		-12.9	-5.5	1.3	-13.1	-2.5	0.2
Recreational vehicle dealers.....	441210		-12.9	-5.5	1.3	-13.1	-2.5	0.2
Primary services.....		441210-P	-14.2	-5.5	0.2	-13.3	-3.0	0.2
Recreational vehicle dealer services.....		441210-1	-14.2	-5.5	0.2	-13.3	-3.0	0.2
Boat dealers.....	441222		20.6	7.1	0.4	-0.5	-1.1	0.7
Primary services.....		441222-P	20.6	7.1	0.4	-0.5	-1.1	0.7
Boat dealer services.....		441222-1	20.6	7.1	0.4	-0.5	-1.1	0.7
Automotive parts, accessories and tire stores.....	4413		21.7	1.5	2.2	1.9	2.7	1.2
Automotive parts and accessories stores.....	44131		22.5	1.7	2.3	3.0	3.1	0.0
Automotive parts and accessories stores.....	441310		22.5	1.7	2.3	3.0	3.1	0.0
Primary services.....		441310-P	22.5	1.7	2.3	3.0	3.1	0.0
Automotive parts and accessories store services.....		441310-1	22.5	1.7	2.3	3.0	3.1	0.0
Tire dealers.....	44132		20.1	0.9	2.1	-0.2	2.0	3.6
Tire dealers.....	441320		20.1	0.9	2.1	-0.2	2.0	3.6
Primary services.....		441320-P	20.1	0.9	2.1	-0.2	2.0	3.6
Tire dealer services.....		441320-1	20.1	0.9	2.1	-0.2	2.0	3.6
Furniture and home furnishings stores.....	442		23.0	2.0	1.0	2.3	0.1	1.9
Furniture stores.....	4421		19.1	1.4	0.8	0.2	-1.7	-0.4
Furniture stores.....	44211		19.1	1.4	0.8	0.2	-1.7	-0.4
Furniture stores.....	442110		19.1	1.4	0.8	0.2	-1.7	-0.4
Primary services.....		442110-P	19.6	1.4	0.9	0.4	-1.9	-0.4
Furniture store services.....		442110-1	19.6	1.4	0.9	0.4	-1.9	-0.4
Other receipts.....		442110-SM1	10.2	1.6	-0.4	-2.9	3.1	-0.1
Floor covering stores.....	44221		27.4	2.6	1.2	4.7	2.1	4.3
Floor covering stores.....	442210		27.4	2.6	1.2	4.7	2.1	4.3

See footnotes at end of table.

Table 12. Producer price index percentage changes for the net output of selected industries and their products, not seasonally adjusted — Continued
[August 2022]

Title ¹	Industry code	Product code	Unadjusted 12-month percent change ²	Unadjusted 1-month percent change ²				
				Aug. 2021 to Aug. 2022 ^P	Mar. to Apr.	Apr. to May ^P	May to June ^P	June to July ^P
Floor covering stores - Continued								
Primary services.....		442210-P	27.4	2.6	1.2	4.7	2.1	4.3
Floor covering store services.....		442210-1	27.4	2.6	1.2	4.7	2.1	4.3
Electronics and appliance stores.....	443		-8.0	-0.1	-6.9	19.7	-1.8	-0.7
Electronics and appliance stores.....	4431		-7.1	-0.1	-6.9	20.4	-1.8	-0.7
Electronics and appliance stores.....	44310		-7.0	-0.1	-6.9	20.5	-1.8	-0.7
Electronics and appliance stores.....	443100		-7.0	-0.1	-6.9	20.5	-1.8	-0.7
Primary products.....		443100-P	-6.2	-0.1	-6.9	21.1	-1.8	-0.7
Retailing of entertainment and communication products.....		443100-1	-30.2	0.0	-11.0	38.1	-2.9	-0.6
Retailing of computers, hardware, software, and supplies.....		443100-2	10.8	-0.2	-7.0	19.7	-1.9	-0.1
Retailing of major household appliances.....		443100-3	10.4	6.4	1.8	1.0	-0.9	-2.3
Retailing of all other goods.....		443100-4	0.9	-7.8	-13.2	31.7	-1.1	0.1
Building material and garden equipment and supply dealers.....	444		5.0	-1.1	-3.2	-4.9	-4.1	-0.6
Building material and supplies dealers.....	4441		3.8	-1.5	-3.4	-5.8	-4.5	-0.6
Building material and supplies dealers.....	44410		3.8	-1.5	-3.4	-5.8	-4.5	-0.6
Building materials and supplies dealers.....	444100		3.8	-1.5	-3.4	-5.8	-4.5	-0.6
Primary services.....		444100-P	3.8	-1.5	-3.4	-5.8	-4.5	-0.6
Building materials and supplies dealer services.....		444100-1	3.8	-1.5	-3.4	-5.8	-4.5	-0.6
Retailing of building materials, paint, and hardware.....		444100-11	1.6	-2.0	-5.2	-6.7	-6.6	-0.6
Retailing of all other goods.....		444100-12	13.2	0.8	5.2	-1.6	4.4	-0.7
Lawn and garden equip and supplies stores.....	4442		16.7	4.1	-0.9	4.5	0.0	-0.9
Nursery, garden and farm supply stores.....	44422		16.7	4.1	-0.9	4.5	0.0	-0.9
Nursery, garden, and farm supply stores.....	444220		16.7	4.1	-0.9	4.5	0.0	-0.9
Primary services.....		444220-P	16.7	4.1	-0.9	4.5	0.0	-0.9
Nursery, garden center, and farm supply store services.....		444220-1	16.7	4.1	-0.9	4.5	0.0	-0.9
Food and beverage stores.....	445		12.3	1.4	1.8	3.2	-0.5	-0.4
Grocery stores.....	4451		12.9	1.5	1.8	3.4	-0.7	-0.4
Grocery (except convenience) stores.....	44511		12.9	1.5	1.8	3.4	-0.7	-0.4
Supermarkets and other grocery stores.....	445110		12.9	1.5	1.8	3.4	-0.7	-0.4
Primary services.....		445110-P	12.9	1.5	1.8	3.4	-0.7	-0.4
Supermarket and other grocery store services.....		445110-3	12.9	1.5	1.8	3.4	-0.7	-0.4
Retailing of food and beverage products.....		445110-32	13.7	2.2	1.5	2.9	-0.9	0.0
Retailing of fresh meats.....		445110-321	12.0	8.5	0.8	-1.8	-4.6	-0.9
Retailing of fresh fruits and vegetables.....		445110-322	3.1	-1.3	-0.3	3.6	-1.1	-0.3
Retailing of bakery products.....		445110-323	17.7	1.1	1.6	3.3	0.6	1.7
Retailing of dairy products.....		445110-324	11.4	-0.5	2.4	5.6	-10.4	9.8
Retailing of deli products.....		445110-325	15.7	2.3	-0.4	3.2	2.7	-0.2
Retailing of frozen food products.....		445110-326	15.7	6.1	-1.3	4.3	4.8	-6.5
Retailing of alcoholic beverages.....		445110-327	6.5	-2.9	-2.9	2.1	-1.9	0.9
Retailing of all other food and beverage products.....		445110-328	19.7	-0.3	4.6	5.4	2.1	-0.5
Retailing of nonfood products.....		445110-33	9.7	-1.2	3.1	5.3	0.4	-2.1
Retailing of cleaning and paper products.....		445110-331	15.4	0.2	3.9	2.7	1.9	-7.1
Retailing of health and beauty products.....		445110-332	5.6	3.6	1.1	1.1	3.2	-4.6
Retailing of all other nonfood products.....		445110-333	10.1	-4.4	4.0	8.8	-1.7	1.3
Specialty food stores.....	4452		9.2	-0.2	2.1	2.2	2.4	-0.1
Specialty food stores.....	445200		9.2	-0.2	2.1	2.2	2.4	-0.1
Primary services.....		445200-P	9.2	-0.2	2.1	2.2	2.4	-0.1
Specialty food store services.....		445200-1	9.2	-0.2	2.1	2.2	2.4	-0.1
Beer, wine, and liquor stores.....	4453		5.0	0.5	1.4	1.5	0.1	-0.7
Beer, wine, and liquor stores.....	44531		5.0	0.5	1.4	1.5	0.1	-0.7
Beer, wine, and liquor stores.....	445310		5.0	0.5	1.4	1.5	0.1	-0.7
Primary services.....		445310-P	5.0	0.5	1.4	1.5	0.1	-0.7
Beer, wine, and liquor store services.....		445310-1	5.0	0.5	1.4	1.5	0.1	-0.7
Retailing of beer, wine, and liquor.....		445310-11	5.0	0.6	1.2	1.8	0.0	-1.0
Retailing of all other goods and sales of prepared foods.....		445310-12	4.7	0.0	2.5	0.3	0.4	0.6
Health and personal care stores.....	446		-0.2	-0.9	-0.4	-0.5	1.3	-0.5
Health and personal care stores.....	4461		-0.2	-0.9	-0.4	-0.5	1.3	-0.5

See footnotes at end of table.

Table 12. Producer price index percentage changes for the net output of selected industries and their products, not seasonally adjusted — Continued
 [August 2022]

Title ¹	Industry code	Product code	Unadjusted 12-month percent change ²	Unadjusted 1-month percent change ²				
				Aug. 2021 to Aug. 2022 ^P	Mar. to Apr.	Apr. to May ^P	May to June ^P	June to July ^P
Pharmacies and drug stores.....	44611		0.5	-0.8	-0.6	-0.5	2.4	-0.7
Pharmacies and drug stores.....	446110		0.5	-0.8	-0.6	-0.5	2.4	-0.7
Primary services.....		446110-P	0.6	-0.8	-0.6	-0.5	2.4	-0.7
Retailing of prescription drugs.....		446110-1	2.6	-0.6	-1.1	0.3	3.2	0.4
Retailing of over-the-counter drugs and all other goods.....		446110-4	-3.9	-1.1	0.6	-2.2	0.7	-3.3
Retailing of over-the-counter drugs.....		446110-41	-7.2	-0.1	0.5	-3.3	-2.2	-3.0
Retailing of all other goods.....		446110-42	-3.1	-1.3	0.6	-2.0	1.4	-3.3
Optical goods stores.....	44613		-12.2	-2.6	1.2	-3.2	-5.4	0.1
Optical goods stores.....	446130		-12.2	-2.6	1.2	-3.2	-5.4	0.1
Primary services.....		446130-P	-14.4	-2.8	1.2	-3.5	-5.8	0.1
Optical goods store services.....		446130-1	-14.4	-2.8	1.2	-3.5	-5.8	0.1
Food (health) supplement stores.....	446191		7.6	0.0	-0.4	2.4	-0.4	0.0
Primary services.....		446191-P	7.6	0.0	-0.4	2.4	-0.4	0.0
Food (health) supplement store services.....		446191-1	7.6	0.0	-0.4	2.4	-0.4	0.0
Gasoline stations.....	447		35.9	3.5	-16.3	2.1	7.4	10.9
Gasoline stations.....	4471		35.9	3.5	-16.3	2.1	7.4	10.9
Gasoline stations.....	44710		35.9	3.5	-16.3	2.1	7.4	10.9
Gasoline stations.....	447100		35.9	3.5	-16.4	2.1	7.4	10.9
Primary products.....		447100-P	36.9	3.2	-16.7	2.3	7.7	11.0
Gasoline station services.....		447100-1	36.9	3.2	-16.7	2.3	7.7	11.0
Retailing of automotive fuels and lubricants.....		447100-11	52.2	4.9	-23.5	1.7	11.9	15.0
Retailing of all other goods, sales of prepared foods, and repair services.....		447100-12	8.8	-1.0	1.9	3.5	-0.8	2.0
Clothing and clothing accessories stores.....	448		2.6	-0.3	-2.8	-0.6	-5.3	1.5
Clothing stores.....	4481		3.2	0.3	-3.1	-0.6	-7.1	2.8
Clothing stores.....	44810		3.2	0.3	-3.1	-0.6	-7.1	2.8
Clothing stores.....	448100		3.2	0.3	-3.1	-0.6	-7.1	2.8
Primary services.....		448100-P	3.2	0.3	-3.1	-0.6	-7.1	2.8
Retailing of apparel.....		448100-1	5.2	1.4	-2.6	0.1	-6.8	2.8
Retailing of men's apparel.....		448100-11	0.7	-0.4	-1.3	-1.0	-6.6	3.0
Retailing of women's apparel.....		448100-12	10.5	2.2	-2.8	0.4	-6.4	3.1
Retailing of children's apparel.....		448100-13	-10.4	1.4	-3.9	1.2	-9.2	0.6
Retailing of all other goods.....		448100-2	-5.4	-4.4	-5.7	-3.8	-8.4	2.7
Shoe stores.....	4482		-7.1	-3.8	-5.1	-1.8	-2.3	-3.3
Shoe stores.....	44821		-7.1	-3.8	-5.1	-1.8	-2.3	-3.3
Shoe stores.....	448210		-7.1	-3.8	-5.1	-1.8	-2.3	-3.3
Primary services.....		448210-P	-7.1	-3.8	-5.1	-1.8	-2.3	-3.3
Shoe store services.....		448210-1	-7.1	-3.8	-5.1	-1.8	-2.3	-3.3
Jewelry, luggage and leather goods stores.....	4483		8.9	0.4	1.0	0.6	0.5	0.0
Jewelry stores.....	44831		8.9	0.4	1.0	0.6	0.5	0.0
Jewelry stores.....	448310		8.9	0.4	0.9	0.6	0.5	0.0
Primary services.....		448310-P	8.9	0.4	0.9	0.6	0.5	0.0
Jewelry store services.....		448310-1	8.9	0.4	0.9	0.6	0.5	0.0
Sporting goods, hobby, and book stores.....	451		-4.2	-3.1	0.0	-2.8	1.9	-0.1
Sporting goods and hobby stores.....	4511		-5.6	-3.8	0.4	-3.6	1.9	-0.1
Sporting goods stores.....	45111		-7.1	-5.0	0.5	-4.7	2.6	-0.1
Sporting goods stores.....	451110		-7.1	-5.0	0.5	-4.7	2.6	-0.1
Primary services.....		451110-P	-7.1	-5.0	0.5	-4.7	2.6	-0.1
Sporting goods store services.....		451110-1	-7.1	-5.0	0.5	-4.7	2.6	-0.1
Retailing of sporting goods.....		451110-11	-0.4	-4.3	1.1	-1.9	4.8	-0.2
Hobby, toy and game stores.....	45112		-0.8	0.1	0.3	0.0	-0.3	0.0
Hobby, toy, and game stores.....	451120		-0.8	0.1	0.3	0.0	-0.3	0.0
Primary services.....		451120-P	-0.8	0.1	0.3	0.0	-0.3	0.0
Hobby, toy, and game store services.....		451120-1	-0.8	0.1	0.3	0.0	-0.3	0.0
Retailing of hobby and craft goods, toys, and games (including video games).....		451120-11	-0.6	0.0	0.6	0.0	-0.5	0.0
Retailing of all other goods.....		451120-12	-1.0	0.2	0.0	0.0	0.0	0.0
Book, periodical and music stores.....	4512		2.2	-0.1	-2.0	0.4	2.0	0.0

See footnotes at end of table.

Table 12. Producer price index percentage changes for the net output of selected industries and their products, not seasonally adjusted — Continued
 [August 2022]

Title ¹	Industry code	Product code	Unadjusted 12-month percent change ²	Unadjusted 1-month percent change ²				
			Aug. 2021 to Aug. 2022 ^P	Mar. to Apr.	Apr. to May ^P	May to June ^P	June to July ^P	July to Aug. ^P
Book stores and news dealers.....	45121		2.2	-0.1	-2.0	0.4	2.0	0.0
Book stores.....	451211		2.2	-0.1	-2.0	0.4	2.0	0.0
Primary services.....		451211-P	2.2	-0.1	-2.0	0.4	2.0	0.0
Book store services.....		451211-1	2.2	-0.1	-2.0	0.4	2.0	0.0
Retailing of books.....		451211-101	3.7	-0.1	-2.9	0.5	2.9	0.0
Retailing of all other goods.....		451211-102	-1.1	0.0	0.0	0.0	0.0	0.0
General merchandise stores.....	452		15.9	-0.2	2.4	-1.1	4.2	-0.3
Department stores.....	4522		-2.1	-0.6	5.8	-9.4	-3.6	0.0
Department stores.....	45221		-2.1	-0.6	5.8	-9.4	-3.6	0.0
Department stores.....	452210		-2.1	-0.6	5.8	-9.4	-3.6	0.0
Primary services.....		452210-P	-2.1	-0.6	5.8	-9.4	-3.6	0.0
Department store services.....		452210-1	-2.1	-0.6	5.8	-9.4	-3.6	0.0
Other general merchandise stores.....	4523		24.6	0.0	0.9	2.9	7.6	-0.4
Other general merchandise stores.....	45231		24.6	0.0	0.9	2.9	7.6	-0.4
Other general merchandise stores.....	452310		24.6	0.0	0.9	2.9	7.6	-0.4
Primary services.....		452310-P	23.7	0.0	1.0	3.1	7.1	-0.4
Other general merchandise store services.....		452310-1	23.7	0.0	1.0	3.1	7.1	-0.4
Warehouse clubs and supercenters.....		452310-11	26.8	0.0	1.2	3.7	6.2	-0.6
All other general merchandise stores.....		452310-12	12.0	0.0	0.1	0.7	11.3	0.4
Office supplies, stationery and gift stores.....	4532		14.8	1.1	1.5	0.0	2.4	2.1
Office supplies, stationery and gift stores.....	45320		14.8	1.1	1.5	0.0	2.4	2.1
Office supplies, stationery, and gift stores.....	453200		14.8	1.1	1.5	0.0	2.4	2.1
Primary services.....		453200-P	14.8	1.1	1.5	0.0	2.4	2.1
Office supplies, stationery, and gift store services.....		453200-1	14.8	1.1	1.5	0.0	2.4	2.1
Nonstore retailers.....	454		1.3	-3.0	-3.2	-2.0	1.6	7.0
Electronic and mail-order shopping.....	454110		-6.6	-1.8	-2.8	0.1	-0.9	4.2
Primary services.....		454110-P	-7.2	-1.9	-3.0	0.0	-1.0	4.4
Electronic and mail-order shopping services.....		454110-1	-7.2	-1.9	-3.0	0.0	-1.0	4.4
Electronic and mail-order drugs, health aids, and cosmetics.....		454110-11	-8.9	0.1	-0.2	-0.1	0.2	0.0
Electronic and mail-order apparel and footwear.....		454110-12	-5.8	1.4	0.5	3.1	-11.1	-5.1
Electronic and mail-order electronic goods, including appliances.....		454110-13	17.8	1.4	-6.3	1.8	0.5	26.5
Electronic and mail-order home furnishings, hardware, and related goods.....		454110-14	-8.1	-8.5	0.4	-14.1	3.9	8.5
Electronic and mail-order services for all other goods.....		454110-15	-20.0	-5.5	-8.1	4.6	-2.0	-1.4
Fuel dealers.....	45431		25.5	-5.8	-4.1	-7.2	8.7	13.9
Fuel dealers.....	454310		25.5	-5.8	-4.1	-7.2	8.7	13.9
Primary services.....		454310-P	25.5	-5.8	-4.1	-7.2	8.7	13.9
Fuel dealer services.....		454310-1	25.5	-5.8	-4.1	-7.2	8.7	13.9
Air transportation.....	481		20.8	5.3	1.0	7.5	-3.7	1.1
Scheduled air transportation.....	4811		21.7	5.8	0.9	8.1	-4.0	1.2
Scheduled air transportation.....	48111		21.7	5.8	0.9	8.1	-4.0	1.2
Scheduled passenger air transportation.....	481111		22.1	5.8	1.1	8.5	-4.2	1.2
Primary services.....		481111-P	22.1	5.8	1.1	8.5	-4.2	1.2
Domestic.....		481111-1	22.6	7.4	0.1	5.5	-5.8	1.6
Domestic first class, including business.....		481111-101	28.9	5.8	3.6	5.8	-14.7	-2.9
Domestic coach.....		481111-102	22.0	7.6	-0.3	5.5	-4.8	2.1
International.....		481111-2	20.5	-0.8	5.5	20.6	1.4	0.0
International first class, including business.....		481111-201	6.3	-3.0	-2.5	0.9	8.2	-3.6
International coach.....		481111-202	22.0	-0.5	6.4	22.8	0.8	0.3
Scheduled freight air transportation.....	481112		14.4	6.9	-3.5	1.5	0.1	0.5
Primary services.....		481112-P	6.7	1.3	-1.5	2.4	-1.3	0.8
Scheduled freight air transportation services.....		481112-1	7.0	1.3	-1.6	2.5	-1.3	0.8
Domestic scheduled freight air transportation services.....		481112-101	2.6	2.8	-1.2	-0.6	1.2	-0.7
International scheduled freight air transportation services.....		481112-102	10.4	0.2	-1.9	4.9	-3.1	2.0
Scheduled mail air transportation services.....		481112-2	0.0	0.0	0.0	0.0	0.0	0.0
Nonscheduled air transportation.....	4812		12.1	0.7	1.4	1.7	-0.2	0.0
Nonscheduled air transportation.....	48121		12.1	0.7	1.4	1.7	-0.2	0.0
Nonscheduled air passenger chartering.....	481211		7.4	0.2	1.4	0.9	-0.3	0.0

See footnotes at end of table.

Table 12. Producer price index percentage changes for the net output of selected industries and their products, not seasonally adjusted — Continued
 [August 2022]

Title ¹	Industry code	Product code	Unadjusted 12-month percent change ²	Unadjusted 1-month percent change ²				
			Aug. 2021 to Aug. 2022 ^P	Mar. to Apr.	Apr. to May ^P	May to June ^P	June to July ^P	July to Aug. ^P
Nonscheduled air passenger chartering - Continued								
Primary services.....		481211-P	8.1	0.2	1.5	1.0	-0.4	0.0
Domestic nonscheduled air passenger services.....		481211-1	8.6	0.3	1.9	1.2	-0.4	0.0
International nonscheduled air passenger services.....		481211-2	6.1	0.0	0.0	0.0	0.0	0.0
Nonscheduled air freight chartering.....	481212		23.3	1.8	1.6	3.5	0.0	0.0
Primary services.....		481212-P	24.1	1.9	1.5	3.1	0.0	0.0
Domestic nonscheduled air freight services.....		481212-1	26.8	1.9	-2.2	5.8	0.0	0.0
International nonscheduled air freight services.....		481212-2	23.6	1.9	2.3	2.5	0.0	0.0
Other receipts.....		481212-SM	-	-	-	-	-	-
Rail transportation.....	482		10.4	2.6	1.9	0.5	1.2	-0.4
Rail transportation.....	4821		10.4	2.6	1.9	0.5	1.2	-0.4
Rail transportation.....	48211		10.4	2.6	1.9	0.5	1.2	-0.4
Line-haul railroads.....	482111		10.4	2.6	1.9	0.5	1.2	-0.4
Primary services.....		482111-P	10.4	2.6	1.9	0.5	1.2	-0.4
Freight rail transportation.....		482111-4	10.7	2.6	2.0	0.5	1.2	-0.4
Carload freight rail transportation.....		482111-411	8.8	1.2	2.1	0.3	1.3	0.4
Intermodal freight rail transportation.....		482111-412	18.1	8.1	1.7	1.2	1.0	-3.5
Passenger rail transportation.....		482111-5	2.9	0.7	0.0	1.5	-0.1	0.0
Coach service class.....		482111-506	2.9	1.2	0.0	1.9	-0.2	0.0
All other service classes.....		482111-507	3.0	0.0	0.0	0.9	0.0	0.0
Water transportation.....	483		32.8	6.4	9.0	0.8	1.6	3.6
Deep sea freight transportation.....	483111		38.6	8.5	13.1	-1.8	1.6	6.4
Primary services.....		483111-P	38.6	8.5	13.1	-1.8	1.6	6.4
Deep sea freight transportation services.....		483111-5	38.6	8.5	13.1	-1.8	1.6	6.4
Coastal and Great Lakes freight transport.....	483113		28.4	3.8	3.8	5.8	1.9	0.6
Primary services.....		483113-P	28.8	3.9	4.0	6.1	1.5	0.6
Coastal and intercoastal freight transportation.....		483113-1	37.8	3.3	5.7	9.2	1.3	0.9
Great Lakes - St. Lawrence Seaway freight transportation.....		483113-2	15.4	9.3	2.4	1.2	0.8	-2.5
Coastal and intercoastal towing transportation.....		483113-3	13.0	2.6	0.6	0.0	2.5	1.6
Inland water transportation.....	4832		19.6	3.9	3.8	1.6	1.0	-1.0
Inland water transportation.....	48321		19.6	3.9	3.8	1.6	1.0	-1.0
Inland water freight transportation.....	483211		19.6	3.9	3.8	1.6	1.0	-1.0
Primary services.....		483211-P	19.2	4.1	3.9	1.2	1.0	-1.0
Inland water freight transportation services.....		483211-3	19.2	4.1	3.9	1.2	1.0	-1.0
Truck transportation.....	484		19.2	1.3	1.5	-0.3	-0.7	-1.9
General freight trucking.....	4841		19.3	0.2	1.3	-1.0	-1.0	-2.2
General freight trucking, local.....	48411		19.5	0.8	1.1	0.8	1.6	-0.7
General freight trucking, local.....	484110		19.5	0.8	1.1	0.8	1.6	-0.7
Primary services.....		484110-P	19.7	0.7	1.1	0.5	2.1	-0.3
General freight trucking services, local.....		484110-1	19.7	0.7	1.1	0.5	2.1	-0.3
General freight trucking, local, truckload.....		484110-15	22.7	0.8	1.3	0.3	2.7	0.0
General freight trucking, local, less than truckload.....		484110-16	11.5	0.2	0.3	1.2	0.3	-1.3
Other receipts.....		484110-SM	18.8	1.1	1.2	1.4	0.4	-1.8
General freight trucking, long-distance.....	48412		19.3	0.0	1.3	-1.3	-1.6	-2.5
General freight trucking, long-distance TL.....	484121		21.6	-0.6	0.4	-3.0	-0.5	-1.5
Primary services.....		484121-P	18.0	1.0	2.7	-2.7	-1.3	-1.3
General freight trucking, long-distance, truckload.....		484121-2	18.0	1.0	2.7	-2.7	-1.3	-1.3
General freight trucking, long-distance LTL.....	484122		14.1	1.7	3.4	2.8	-4.0	-4.7
Primary services.....		484122-P	14.1	1.7	3.4	2.8	-4.0	-4.7
General freight trucking, long-distance less than truckload.....		484122-1	14.1	1.7	3.4	2.8	-4.0	-4.7
Specialized freight trucking.....	4842		19.2	4.7	2.0	1.5	0.3	-1.1
Used household and office goods moving.....	48421		11.3	3.5	2.6	3.6	-0.2	-2.5
Used household and office goods moving.....	484210		11.3	3.5	2.6	3.6	-0.2	-2.5
Primary services.....		484210-P	11.3	3.5	2.6	3.6	-0.2	-2.5
Used household and office goods moving, except local.....		484210-2	14.0	3.6	3.7	3.5	-0.2	-3.5
Residential moving services, except local.....		484210-21	14.1	4.8	4.4	4.3	-0.8	-4.6
Commercial and other goods moving services, except local.....		484210-22	13.7	0.2	1.6	1.1	1.6	0.0
Used household and office goods moving, local.....		484210-4	5.6	3.3	0.0	3.8	0.0	0.0

See footnotes at end of table.

Table 12. Producer price index percentage changes for the net output of selected industries and their products, not seasonally adjusted — Continued
 [August 2022]

Title ¹	Industry code	Product code	Unadjusted 12-month percent change ²	Unadjusted 1-month percent change ²				
				Aug. 2021 to Aug. 2022 ^P	Mar. to Apr.	Apr. to May ^P	May to June ^P	June to July ^P
Used household and office goods moving - Continued								
Residential moving services, local.....		484210-41	4.7	4.2	0.0	4.5	0.0	0.0
Commercial and other goods moving services, local.....		484210-42	8.4	0.5	0.0	1.3	0.0	0.0
Specialized freight (except used) trucking, local.....	48422		22.6	7.4	1.8	0.6	0.1	-0.4
Specialized freight (except used goods) trucking, local.....	484220		22.6	7.4	1.8	0.6	0.1	-0.4
Primary services.....		484220-P	21.7	6.9	1.4	0.6	0.1	-0.5
Specialized freight (except used goods) trucking, local.....		484220-6	21.7	6.9	1.4	0.6	0.1	-0.5
Local hazardous materials trucking (except waste).....		484220-601	16.6	0.7	1.8	0.0	0.1	-1.4
Local agricultural products trucking without storage.....		484220-602	16.0	0.1	6.4	1.1	0.0	-1.6
Dump trucking.....		484220-603	30.2	15.7	0.0	0.0	0.0	0.0
Local specialized trucking without storage.....		484220-604	13.7	1.3	1.1	2.0	0.3	0.0
Specialized freight (except used) trucking, long-distance.....	48423		19.2	2.5	2.1	1.6	0.8	-1.2
Specialized freight (except used goods) trucking, long-distance.....	484230		19.2	2.5	2.1	1.6	0.8	-1.2
Primary services.....		484230-P	20.4	2.5	2.4	1.8	0.8	-1.3
Specialized freight (except used goods) trucking, long-distance.....		484230-6	20.4	2.5	2.4	1.8	0.8	-1.3
Agricultural products trucking, long-distance.....		484230-602	28.7	4.3	0.3	5.5	0.1	-2.2
All other specialized trucking, long-distance.....		484230-603	19.3	2.2	2.7	1.2	0.9	-1.2
Pipeline Transportation.....	486		-	-	-	0.0	5.6	0.0
Pipeline transportation of crude oil.....	4861		7.4	-0.4	0.0	0.0	8.5	0.0
Pipeline transportation of crude oil.....	48611		7.4	-0.4	0.0	0.0	8.5	0.0
Pipeline transportation of crude oil.....	486110		7.4	-0.4	0.0	0.0	8.5	0.0
Primary services.....		486110-P	7.4	-0.4	0.0	0.0	8.5	0.0
Pipeline transportation of crude oil.....		486110-3	7.4	-0.4	0.0	0.0	8.5	0.0
Trans-Alaskan Pipeline System transportation.....		486110-311	-7.7	0.0	0.0	0.0	-6.8	0.0
Pipeline transportation of crude petroleum, except on the Trans-Alaskan Pipeline System.....		486110-312	8.5	-0.4	0.0	0.0	9.6	0.0
Pipeline transportation of natural gas.....	4862		-	-	-	0.0	0.0	0.0
Pipeline transportation of natural gas.....	48621		-	-	-	0.0	0.0	0.0
Pipeline transportation of natural gas.....	486210		-	-	-	0.0	0.0	0.0
Primary services.....		486210-P	-	-	-	0.0	0.0	0.0
Pipeline transportation of natural gas services.....		486210-1	-	-	-	0.0	0.0	0.0
Other pipeline transportation.....	4869		7.6	-0.1	0.0	0.0	7.3	0.0
Pipeline transportation of refined petroleum products.....	48691		7.6	-0.1	0.0	0.0	7.3	0.0
Refined petroleum product pipeline transport.....	486910		7.6	-0.1	0.0	0.0	7.3	0.0
Primary services.....		486910-P	7.6	-0.1	0.0	0.0	7.3	0.0
Pipeline transportation of refined petroleum products.....		486910-1	7.6	-0.1	0.0	0.0	7.3	0.0
Transportation support activities.....	488		6.4	0.0	-1.7	-1.6	0.6	1.5
Air transportation support activities.....	4881		0.3	-0.2	0.9	1.2	-0.4	0.0
Airport operations.....	48811		-2.4	-0.4	0.4	1.6	-0.1	0.2
Other airport operations.....	488119		-2.4	-0.4	0.4	1.6	-0.1	0.2
Primary services.....		488119-P	-2.4	-0.4	0.4	1.6	-0.1	0.2
Aeronautical services.....		488119-5	-6.8	-0.8	-0.6	0.0	-1.8	0.2
Landing fees.....		488119-501	-13.4	0.0	-3.2	0.0	-3.9	-0.2
Terminal rental.....		488119-502	-4.2	-2.8	0.1	0.1	-0.2	0.8
Other aeronautical services.....		488119-503	-5.5	0.0	0.0	0.0	-1.8	0.1
Non-aeronautical services.....		488119-6	6.4	0.5	2.5	4.6	3.0	0.2
Airport parking.....		488119-601	8.5	0.1	1.0	0.0	0.2	0.0
Lease space for rental cars.....		488119-602	3.7	0.7	4.6	16.3	8.4	0.0
Lease space for concessions.....		488119-603	19.3	2.3	7.4	5.0	4.4	1.3
Other non-aeronautical services.....		488119-604	-3.8	0.0	0.0	0.0	0.0	0.0
Other air transportation support activities.....	48819		4.5	0.1	1.4	0.6	-0.8	-0.3
Other support activities for air transport.....	488190		4.5	0.1	1.4	0.6	-0.8	-0.3
Primary services.....		488190-P	4.2	0.0	1.3	0.6	-0.7	-0.4
Other air transportation support activities.....		488190-5	4.2	0.0	1.3	0.6	-0.7	-0.4
Water transportation support activities.....	4883		2.9	0.4	0.1	0.1	-0.2	-0.1
Port and harbor operations.....	48831		3.8	0.8	0.2	0.0	-1.1	0.1
Port and harbor operations.....	488310		3.8	0.8	0.2	0.0	-1.1	0.1

See footnotes at end of table.

Table 12. Producer price index percentage changes for the net output of selected industries and their products, not seasonally adjusted — Continued
 [August 2022]

Title ¹	Industry code	Product code	Unadjusted 12-month percent change ²	Unadjusted 1-month percent change ²				
				Aug. 2021 to Aug. 2022 ^P	Mar. to Apr.	Apr. to May ^P	May to June ^P	June to July ^P
Port and harbor operations - Continued								
Primary services.....		488310-P	3.8	0.8	0.2	0.0	-1.1	0.1
Port and harbor services.....		488310-1	3.8	0.8	0.2	0.0	-1.1	0.1
Other receipts.....		488310-SM	-	3.5	-	-	-	-
Marine cargo handling.....	48832		1.0	0.0	0.0	0.0	0.0	0.0
Marine cargo handling.....	488320		1.0	0.0	0.0	0.0	0.0	0.0
Primary services.....		488320-P	1.1	0.0	0.0	0.0	0.0	0.0
Movement of containers.....		488320-8	1.1	0.0	0.1	0.0	0.0	0.0
Other marine cargo handling.....		488320-9	0.7	0.0	0.0	0.0	0.4	-0.1
Navigational services to shipping.....	48833		7.8	1.2	0.2	0.3	0.3	-0.4
Navigational services to shipping.....	488330		7.8	1.2	0.2	0.3	0.3	-0.4
Primary services.....		488330-P	7.9	1.3	0.2	0.3	0.3	-0.4
Navigational services to shipping and salvage.....		488330-1	7.9	1.3	0.2	0.3	0.3	-0.4
Freight transportation arrangement.....	4885		11.9	0.0	-3.7	-4.0	1.5	3.0
Freight transportation arrangement.....	48851		11.9	0.0	-3.7	-4.0	1.5	3.0
Freight transportation arrangement.....	488510		11.9	0.0	-3.7	-4.0	1.5	3.0
Primary services.....		488510-P	12.3	0.0	-3.8	-4.2	1.5	3.1
Freight forwarding.....		488510-1	6.5	5.1	0.0	-1.5	0.1	-0.1
Arrangement of freight and cargo n.e.c.....		488510-2	15.6	-2.5	-5.8	-5.7	2.3	5.0
U.S. Postal Service.....	491		10.7	0.0	0.0	0.0	4.8	0.0
U.S. Postal Service.....	4911		10.7	0.0	0.0	0.0	4.8	0.0
U.S. Postal Service.....	49111		10.7	0.0	0.0	0.0	4.8	0.0
U.S. Postal Service.....	491110		10.7	0.0	0.0	0.0	4.8	0.0
Primary services.....		491110-P	10.7	0.0	0.0	0.0	4.8	0.0
Mailing services (market dominant services).....		491110-7	13.6	0.0	0.0	0.0	6.1	0.0
First class mail.....		491110-71	13.0	0.0	0.0	0.0	5.6	0.0
Retail letters.....		491110-711	9.5	0.0	0.0	0.0	3.8	0.0
Commercial letters.....		491110-712	14.5	0.0	0.0	0.0	6.6	0.0
Retail and commercial flats.....		491110-713	20.3	0.0	0.0	0.0	8.8	0.0
Other first class mail and fees.....		491110-714	12.7	0.0	0.0	0.0	4.4	0.0
Periodicals mail.....		491110-72	17.7	0.0	0.0	0.0	8.4	0.0
Outside county.....		491110-721	17.9	0.0	0.0	0.0	8.5	0.0
Other periodicals mail and fees.....		491110-722	12.6	0.0	0.0	0.0	6.2	0.0
Standard class mail.....		491110-73	14.0	0.0	0.0	0.0	6.5	0.0
High density and saturation flats and parcels.....		491110-731	10.5	0.0	0.0	0.0	5.6	0.0
Carrier route basic mail.....		491110-732	15.7	0.0	0.0	0.0	7.3	0.0
Bulk letters.....		491110-733	13.0	0.0	0.0	0.0	5.9	0.0
Bulk flats.....		491110-734	15.1	0.0	0.0	0.0	6.9	0.0
Other standard mail and fees.....		491110-735	19.0	0.0	0.0	0.0	9.1	0.0
Package services mail.....		491110-74	15.6	0.0	0.0	0.0	7.9	0.0
Special services and fees.....		491110-75	14.5	0.0	0.0	0.0	6.9	0.0
Shipping services (competitive services).....		491110-8	0.2	0.0	0.0	0.0	0.1	0.0
Domestic priority mail.....		491110-81	-0.5	0.0	0.0	0.0	0.0	0.0
Other shipping services and shipping special services & fees.....		491110-82	1.0	0.0	0.0	0.0	0.2	0.0
Couriers and messengers.....	492		12.2	1.7	1.5	-0.7	0.1	-1.0
Couriers and express delivery services.....	4921		12.0	1.8	1.3	-0.7	0.1	-1.1
Couriers and express delivery services.....	49211		12.0	1.8	1.3	-0.7	0.1	-1.1
Couriers and express delivery services.....	492110		12.0	1.8	1.3	-0.7	0.1	-1.1
Primary services.....		492110-P	11.9	1.8	1.3	-0.7	0.1	-1.1
Standard courier services.....		492110-1	9.9	0.8	0.3	0.2	0.0	-0.5
Expedited courier services.....		492110-2	16.3	3.7	3.4	-2.5	0.3	-2.4
Domestic expedited courier services.....		492110-201	17.5	3.7	3.4	-2.5	0.3	-2.4
International expedited courier services.....		492110-202	13.4	3.7	3.4	-2.5	0.3	-2.3
Local messengers and local delivery.....	4922		17.1	0.0	5.3	0.2	0.0	0.0
Local messengers and local delivery.....	49221		17.1	0.0	5.3	0.2	0.0	0.0
Local messengers and local delivery.....	492210		17.1	0.0	5.3	0.2	0.0	0.0
Primary services.....		492210-P	17.1	0.0	5.3	0.2	0.0	0.0
Local messengers and local delivery services.....		492210-1	17.1	0.0	5.3	0.2	0.0	0.0

See footnotes at end of table.

Table 12. Producer price index percentage changes for the net output of selected industries and their products, not seasonally adjusted — Continued
 [August 2022]

Title ¹	Industry code	Product code	Unadjusted 12-month percent change ²	Unadjusted 1-month percent change ²				
				Aug. 2021 to Aug. 2022 ^P	Mar. to Apr.	Apr. to May ^P	May to June ^P	June to July ^P
Warehousing and storage.....	493		9.3	6.7	-7.1	4.1	5.3	-6.3
Warehousing and storage.....	4931		9.3	6.7	-7.1	4.1	5.3	-6.3
General warehousing and storage.....	49311		9.5	7.3	-8.3	4.9	7.0	-8.4
General warehousing and storage.....	493110		9.5	7.3	-8.3	4.9	7.0	-8.4
Primary services.....		493110-P	9.5	7.3	-8.3	4.9	7.0	-8.4
General warehousing and storage services.....		493110-1	9.5	7.3	-8.3	4.9	7.0	-8.4
Refrigerated warehousing and storage.....	49312		8.4	5.2	-3.0	1.4	-1.0	2.1
Refrigerated warehousing and storage.....	493120		8.4	5.2	-3.0	1.4	-1.0	2.1
Primary services.....		493120-P	8.4	5.2	-3.0	1.4	-1.0	2.1
Warehousing and storage of refrigerated goods.....		493120-2	8.4	5.2	-3.0	1.4	-1.0	2.1
Farm product warehousing and storage.....	49313		9.1	1.4	1.3	1.2	1.5	1.9
Farm product warehousing and storage.....	493130		9.1	1.4	1.3	1.2	1.5	1.9
Primary services.....		493130-P	9.0	1.3	1.3	1.2	1.5	2.1
Farm product warehousing and storage services.....		493130-1	9.0	1.3	1.3	1.2	1.5	2.1
Publishing industries, except Internet.....	511		1.2	-1.3	1.0	0.3	0.0	0.0
Newspaper, book, and directory publishers.....	5111		3.1	-0.8	0.6	0.2	-0.1	0.1
Newspaper publishers.....	51111		0.8	-1.6	0.5	0.8	-0.7	-0.6
Newspaper publishers.....	511110		0.8	-1.6	0.5	0.8	-0.7	-0.6
Primary services.....		511110-P	0.8	-1.6	0.5	0.8	-0.7	-0.6
Newspaper advertising sales.....		511110-5	-0.3	-2.3	1.1	0.8	-1.6	0.5
Newspaper advertising sales, print only.....		511110-51	-2.1	-2.7	1.4	0.8	-2.2	0.6
Newspaper advertising sales, digital only and print and digital bundled.....		511110-52	9.4	-0.3	-0.4	0.6	1.5	0.0
Newspaper subscription and single copy sales.....		511110-6	2.1	-0.8	-0.2	0.7	0.5	-2.0
Newspaper subscriptions, print only.....		511110-61	0.6	-0.9	-0.3	0.7	0.4	-2.3
Newspaper subscriptions, online only and print and online bundled.....		511110-62	17.1	0.3	0.6	0.8	0.6	0.3
Periodical publishers.....	51112		1.3	-1.1	0.0	-0.2	0.1	0.0
Periodical publishers.....	511120		1.3	-1.1	0.0	-0.2	0.1	0.0
Primary services.....		511120-P	1.0	0.0	0.0	0.0	0.0	0.0
Periodicals, advertising sales.....		511120-2	1.5	0.0	0.0	0.0	0.0	0.0
Specialized business and professional periodicals, advertising sales.....		511120-21	4.2	0.0	0.0	0.0	0.0	0.0
General and consumer periodicals, advertising sales.....		511120-22	1.1	0.0	0.0	0.0	0.0	0.0
Periodicals, subscriptions and single copy sales.....		511120-5	0.1	0.0	0.0	0.0	0.0	0.0
Specialized business and professional periodicals, subscriptions and single copy sales.....		511120-51	0.3	0.0	0.0	0.0	0.0	0.0
General and consumer periodicals, subscriptions and single copy sales.....		511120-52	0.0	0.0	0.0	0.0	0.0	0.0
Book publishers.....	51113		7.3	0.2	0.8	0.0	0.6	0.1
Book publishers.....	511130		7.3	0.2	0.8	0.0	0.6	0.1
Primary services.....		511130-P	7.7	0.2	0.8	0.0	0.6	0.1
Print book publishing.....		511130-F	8.5	0.6	0.8	-0.5	1.1	-0.3
General adult and juvenile book publishing.....		511130-F1	1.9	-0.4	1.8	-0.1	-1.0	1.1
General adult book publishing.....		511130-F11	2.2	-0.9	2.6	-0.3	-1.6	1.4
Juvenile book publishing.....		511130-F12	1.1	1.0	-0.6	0.3	0.8	0.2
Textbook publishing, including teachers' editions and workbooks.....		511130-F2	8.5	0.2	1.6	-2.5	3.5	-1.8
College textbook publishing.....		511130-F21	5.2	0.8	5.1	-7.9	11.7	-5.6
Elementary and high school textbook publishing.....		511130-F22	10.1	0.0	0.0	0.0	0.0	0.0
Technical, scientific, and professional book publishing.....		511130-F3	11.7	1.5	0.0	0.5	0.0	0.0
General reference book publishing.....		511130-F4	4.4	0.0	6.4	-1.3	4.8	2.2
Religious book publishing.....		511130-F5	11.6	-0.3	-2.8	1.6	2.2	0.8
Digital book publishing.....		511130-G	3.7	-1.6	0.9	2.9	-1.8	2.2
Ebook publishing.....		511130-G1	4.3	-2.1	1.2	3.5	0.3	1.4
Other digital book publishing.....		511130-G2	2.6	-0.5	0.4	1.8	-6.0	3.8
Other receipts.....		511130-SM	0.0	0.0	0.0	0.0	0.0	0.0
Directory and mailing list publishers.....	51114		2.0	-0.3	2.0	0.3	-1.0	0.6
Directory and mailing list publishers.....	511140		2.0	-0.3	2.0	0.3	-1.0	0.6
Primary services.....		511140-P	1.9	-0.3	2.1	0.3	-1.1	0.6
Directory and mailing list publishing - advertising sales incl. telephone directory listings.....		511140-1	0.1	0.0	0.0	0.0	0.0	0.0
Directory and mailing list publishing - subscription, content, and licensing sales.....		511140-5	9.1	-1.3	10.3	1.5	-5.0	3.0
Other publishers.....	51119		5.6	-0.1	0.2	0.0	0.0	4.0

See footnotes at end of table.

Table 12. Producer price index percentage changes for the net output of selected industries and their products, not seasonally adjusted — Continued
 [August 2022]

Title ¹	Industry code	Product code	Unadjusted 12-month percent change ²	Unadjusted 1-month percent change ²				
				Aug. 2021 to Aug. 2022 ^P	Mar. to Apr.	Apr. to May ^P	May to June ^P	June to July ^P
Greeting card publishers.....	511191		7.9	-0.1	0.0	0.0	0.0	6.0
Primary services.....		511191-P	8.6	-0.1	0.0	0.0	0.0	6.5
Greeting card publishing.....		511191-3	8.6	-0.1	0.0	0.0	0.0	6.5
All other publishers.....	511199		-0.4	-0.4	0.6	0.1	0.0	-1.3
Primary services.....		511199-P	-0.5	-0.4	0.5	0.1	0.0	-1.4
All other publishing including yearbooks, art prints, patterns, and trading cards.		511199-6	-0.5	-0.4	0.5	0.1	0.0	-1.4
Other receipts.....		511199-SM	—	—	—	0.0	0.0	0.0
Software publishers.....	5112		0.0	-1.6	1.4	0.3	0.1	0.0
Software publishers.....	51121		0.0	-1.6	1.4	0.3	0.1	0.0
Software publishers.....	511210		0.0	-1.6	1.4	0.3	0.1	0.0
Primary services.....		511210-P	1.3	-0.7	0.6	0.2	0.3	0.0
Software publishing, except games.....		511210-5	0.9	-0.6	0.9	0.3	0.3	-0.1
System & application software publishing, excluding maintenance, tech support & games.....		511210-505	—	—	—	0.3	0.0	-0.1
Application software publishing.....		511210-50502	0.3	-0.9	1.8	0.2	-0.1	-0.1
Desktop and portable device application software publishing.....		511210-505021	-0.1	-0.1	1.2	0.1	-0.4	-0.3
Other application software publishing.....		511210-505022	0.5	-1.6	2.3	0.3	0.2	0.1
Software maintenance, technical support, and other services related to software publishing.....		511210-506	3.7	0.3	0.0	0.6	1.9	0.1
Game software publishing.....		511210-7	9.1	-1.5	-5.8	-1.1	-0.5	1.4
Other receipts.....		511210-SM	—	—	—	—	-0.5	0.1
Broadcasting, except Internet.....	515		3.1	1.0	1.7	-2.2	-1.3	-3.1
Radio and television broadcasting.....	5151		3.6	1.1	4.5	-4.1	-2.7	-1.5
Radio broadcasting.....	51511		-2.4	-1.9	5.1	-1.5	-4.4	-1.3
Radio broadcasting.....	515110		-2.4	-1.9	5.1	-1.5	-4.4	-1.3
Primary services.....		515110-P	-2.7	-2.0	5.6	-1.7	-4.8	-1.5
Radio station services.....		515110-1	-3.6	-2.7	7.5	-2.2	-6.3	-2.0
Radio station advertising sales.....		515110-101	-4.2	-3.1	8.8	-2.5	-7.3	-2.3
Radio station advertising sales, local.....		515110-10101	-6.5	-3.2	8.7	-2.9	-7.4	-3.4
Radio station advertising sales, national and regional.....		515110-10102	2.9	-2.8	9.1	-1.3	-7.3	1.1
Other radio station services.....		515110-102	0.0	0.0	0.0	0.0	0.0	0.0
Radio network and national syndication services.....		515110-2	0.0	-0.1	0.1	0.0	0.0	0.0
Other receipts.....		515110-SM	0.6	0.0	0.0	0.0	0.0	0.0
Television broadcasting.....	51512		5.4	2.3	4.4	-5.7	-2.1	-1.6
Television broadcasting.....	515120		5.4	2.3	4.5	-5.7	-2.1	-1.6
Primary services.....		515120-P	1.7	2.1	4.5	-7.4	-2.1	-1.6
Television advertising sales.....		515120-3	3.5	2.5	5.5	-8.9	-2.5	-1.9
Other television broadcasting services.....		515120-4	-5.4	0.0	0.0	0.0	0.0	0.0
Other receipts.....		515120-SM	27.2	2.9	2.8	6.7	-1.4	-1.4
Cable and other subscription programming.....	5152		2.9	0.9	0.5	-1.3	-0.6	-3.8
Cable and other subscription programming.....	51521		2.9	0.9	0.5	-1.3	-0.6	-3.8
Cable and other subscription programming.....	515210		2.9	0.9	0.5	-1.3	-0.6	-3.8
Primary services.....		515210-P	2.9	0.9	0.5	-1.3	-0.6	-3.8
Cable network advertising services.....		515210-1	-1.6	3.1	1.4	-6.8	-2.0	-13.1
Cable network programming services.....		515210-2	4.6	0.0	0.0	1.2	0.0	0.0
Telecommunications.....	517		1.8	0.0	0.2	0.0	0.9	0.2
Wired and wireless telecommunications carriers.....	5173		1.8	0.0	0.2	0.0	0.9	0.2
Wired and wireless telecommunications carriers.....	51731		1.8	0.0	0.2	0.0	0.9	0.2
Wired telecommunications carriers.....	517311		2.6	0.0	0.0	0.0	1.3	0.2
Primary products.....		517311-P	2.6	0.0	0.0	0.0	1.3	0.2
Local telephone service, except private lines.....		517311-1	2.0	0.0	0.0	0.6	0.0	1.2
Residence local telephone service.....		517311-111	1.3	0.0	0.0	0.0	0.0	1.3
Business and other local telephone service.....		517311-112	3.2	0.0	0.0	1.7	-0.1	1.1
Public switched toll service.....		517311-2	1.8	-0.2	0.0	0.2	0.6	-0.6
Residence switched toll service.....		517311-21	4.2	0.0	0.0	0.1	0.7	0.1
Business switched toll and other toll service.....		517311-22	-1.6	-0.4	0.0	0.4	0.3	-1.7
Private line telephone service.....		517311-3	0.9	0.0	0.0	0.0	0.6	0.2
All-distance telephone service.....		517311-4	0.1	0.0	0.0	0.2	-0.2	0.1
Residential all-distance telephone service.....		517311-401	—	—	—	—	0.1	-0.1
Business all-distance telephone service.....		517311-402	—	—	—	—	-0.5	0.4

See footnotes at end of table.

Table 12. Producer price index percentage changes for the net output of selected industries and their products, not seasonally adjusted — Continued
 [August 2022]

Title ¹	Industry code	Product code	Unadjusted 12-month percent change ²	Unadjusted 1-month percent change ²				
				Aug. 2021 to Aug. 2022 ^P	Mar. to Apr.	Apr. to May ^P	May to June ^P	June to July ^P
Wired telecommunications carriers - Continued								
Video programming distribution.....		517311-5	5.6	0.1	0.2	0.6	0.6	-0.5
Video programming subscriber services.....		517311-501	6.0	0.1	0.3	0.6	0.6	-0.5
Advertising services.....		517311-502	0.0	0.0	0.0	0.0	0.0	0.0
Internet access services.....		517311-6	-1.1	-0.1	-0.3	-0.5	-0.1	-0.2
Residential Internet access services.....		517311-601	-1.8	-0.1	-0.7	-0.5	0.2	-0.9
Business Internet access services.....		517311-602	-0.5	0.0	0.0	-0.5	-0.4	0.5
Bundled access services.....		517311-7	2.7	0.0	0.0	-0.5	2.8	0.5
Other wired telecommunications services.....		517311-9	0.0	0.0	0.0	0.2	-0.1	-0.1
Wireless telecommunications carriers.....	517312		0.4	0.0	0.6	0.0	0.0	0.0
Primary services.....		517312-P	0.4	0.0	0.6	0.0	0.0	0.0
Wireless telecommunications services.....		517312-1	0.4	0.0	0.6	0.0	0.0	0.0
Data processing and related services.....	5182		0.8	2.3	0.1	-0.3	-0.2	-0.3
Data processing and related services.....	51821		0.8	2.3	0.1	-0.3	-0.2	-0.3
Data processing, hosting and related services.....	518210		0.8	2.3	0.1	-0.3	-0.2	-0.3
Primary services.....		518210-P	-1.9	0.1	0.1	-0.4	-0.3	-0.4
Business process management services.....		518210-1	0.2	0.0	0.0	0.1	0.0	0.0
Data management, information transformation, and related services.....		518210-4	0.3	-0.1	0.0	0.3	0.0	0.0
Hosting, ASP, and other IT infrastructure provisioning services.....		518210-5	-3.6	0.3	0.2	-1.0	-0.5	-0.8
Other receipts.....		518210-SM	7.7	7.7	0.0	0.0	0.0	0.0
Internet publishing and web search portals.....	519130		2.3	-0.9	0.2	0.2	0.1	0.3
Primary services.....		519130-P	4.9	-1.5	0.2	0.3	2.2	0.4
Internet publishing and web search portals - advertising sales.....		519130-1	8.0	-4.0	0.4	0.2	4.1	1.1
Internet publishing and web search portals - subscription, content access, and licensing sales.....		519130-2	2.1	0.9	0.0	0.3	0.6	-0.3
Depository credit intermediation.....	5221		12.1	2.2	-0.5	3.1	2.5	5.4
Commercial banking.....	52211		12.3	2.1	-0.6	3.4	2.8	5.8
Commercial banking.....	522110		12.3	2.1	-0.6	3.4	2.8	5.8
Primary services.....		522110-P	12.3	2.1	-0.6	3.4	2.8	5.8
Loan services.....		522110-1	25.0	3.8	-0.6	4.2	4.1	9.3
Residential real estate loans, except home equity.....		522110-101	4.8	1.9	-1.4	-1.1	2.2	5.4
Nonresidential real estate loans.....		522110-102	40.4	5.1	0.0	6.0	6.8	14.3
Home equity loans.....		522110-103	17.4	1.0	-2.4	2.1	5.2	7.8
Commercial, industrial, and agricultural loans, except real estate.....		522110-105	49.7	8.0	0.8	10.4	7.2	10.7
New and used auto and truck loans.....		522110-106	2.5	3.8	-5.8	3.0	-4.9	5.3
Credit cards, overdraft credit, and related plans.....		522110-107	7.6	1.0	-2.2	3.9	-1.8	5.7
Other loan services.....		522110-108	14.4	0.9	0.7	1.7	-0.6	3.8
Deposit services.....		522110-2	-9.6	-1.1	-0.7	2.0	0.3	-0.8
Demand deposits.....		522110-201	-9.6	-1.3	-1.4	3.7	1.1	-0.5
Time and other deposits.....		522110-202	-9.6	-1.0	-0.1	0.7	-0.4	-1.0
Trust services.....		522110-3	-11.0	0.0	0.3	0.0	0.0	-9.5
Other banking services.....		522110-4	-2.0	0.3	-2.9	0.9	0.6	-0.6
Savings institutions.....	52212		9.1	2.5	0.9	0.1	-1.3	0.3
Savings institutions.....	522120		9.1	2.5	0.9	0.1	-1.3	0.3
Primary services.....		522120-P	9.1	2.5	0.9	0.1	-1.3	0.3
Loan services.....		522120-1	8.3	5.1	0.3	0.3	-2.0	2.9
Residential real estate loans, except home equity.....		522120-101	0.9	4.1	-1.5	-1.5	-4.8	1.8
Nonresidential real estate loans.....		522120-102	17.4	2.8	5.5	3.6	1.5	4.0
Home equity loans.....		522120-103	37.0	7.8	8.8	5.0	2.3	4.1
Commercial, industrial, and agricultural loans, except real estate.....		522120-105	32.5	14.3	-6.1	0.1	6.0	7.2
New and used auto and truck loans.....		522120-106	1.1	3.9	0.1	-0.8	-2.6	2.0
Credit cards, overdraft credit, and related plans.....		522120-109	12.1	6.7	4.7	1.9	-0.1	5.4
Other loan services.....		522120-111	7.0	7.0	-2.1	3.4	1.4	1.6
Deposit services.....		522120-2	10.4	-1.3	2.0	-0.1	-0.2	-3.7
Demand deposits.....		522120-201	5.1	-0.4	1.2	1.2	1.6	3.1
Time and other deposits.....		522120-202	11.8	-1.5	2.2	-0.4	-0.5	-5.2
Trusts and other banking services.....		522120-3	7.3	0.0	0.0	0.0	0.0	0.0
Security, commodity contracts and like activity.....	523		-4.0	-1.1	1.5	-3.9	-3.3	4.7
Securities and commodity contracts intermediation and brokerage.....	5231		13.9	0.0	10.2	-6.7	4.6	8.8
Investment banking and securities dealing.....	52311		10.0	-1.9	6.8	-10.4	9.7	8.3
Investment banking and securities dealing.....	523110		10.0	-1.9	6.8	-10.4	9.7	8.3

See footnotes at end of table.

Table 12. Producer price index percentage changes for the net output of selected industries and their products, not seasonally adjusted — Continued
 [August 2022]

Title ¹	Industry code	Product code	Unadjusted 12-month percent change ²	Unadjusted 1-month percent change ²				
				Aug. 2021 to Aug. 2022 ^P	Mar. to Apr.	Apr. to May ^P	May to June ^P	June to July ^P
Investment banking and securities dealing - Continued								
Primary services.....		523110-P	10.0	-1.9	6.8	-10.4	9.7	8.3
Dealer transactions.....		523110-2	-29.9	-13.1	5.0	-17.1	-1.1	-0.9
Dealer transactions, equity securities.....		523110-201	-42.6	-9.7	8.0	-25.3	-6.0	-0.8
Dealer transactions, debt securities and all other trading.....		523110-202	17.0	-21.0	-3.1	7.6	9.3	-0.9
Investment banking services.....		523110-3	-7.2	0.3	-0.5	-7.3	0.0	-0.2
Other securities dealing services.....		523110-4	2,710.1	217.2	149.7	-8.4	111.6	49.6
Securities brokerage.....	52312		21.4	3.7	16.6	-0.2	-3.3	9.8
Securities brokerage.....	523120		21.4	3.7	16.6	-0.2	-3.3	9.8
Primary services.....		523120-P	21.4	3.7	16.6	-0.2	-3.3	9.8
Brokerage services.....		523120-1	-4.8	3.0	0.3	0.0	-6.5	-0.4
Brokerage services, equities and ETFs.....		523120-101	-7.5	4.9	0.5	0.0	-10.0	-0.7
Brokerage services, all other securities.....		523120-102	0.0	-0.1	0.0	0.0	-0.1	0.0
Other securities related services including margin lending and mutual fund sales.....		523120-4	36.8	4.2	26.7	-0.2	-1.7	14.6
Portfolio management.....	52392		-13.1	-2.1	-2.0	-2.6	-7.4	1.6
Portfolio management.....	523920		-13.1	-2.1	-2.0	-2.6	-7.4	1.6
Primary services.....		523920-P	-13.1	-2.1	-2.0	-2.6	-7.4	1.6
Mutual fund and exchange traded fund management.....		523920-1	-17.9	-1.7	-3.2	-6.0	-6.8	2.5
Management of equity funds.....		523920-101	-25.1	-1.8	-4.7	-9.8	-9.8	3.8
Management of bond funds.....		523920-102	-8.5	-2.4	-1.7	0.2	-3.8	1.4
Management of other funds.....		523920-103	-1.7	-0.9	0.0	0.0	-1.1	0.2
Private portfolio management.....		523920-2	-9.1	-2.3	-1.1	0.0	-7.8	0.9
Management of equity private portfolios.....		523920-201	-15.9	-3.0	-1.8	0.0	-15.0	1.8
Management of bond private portfolios.....		523920-202	-1.6	-1.2	-0.5	0.1	-0.3	0.1
Management of other private portfolios.....		523920-203	-1.5	-1.8	0.0	-0.1	0.6	-0.1
Investment advice.....	52393		-9.3	1.9	-7.6	-0.5	-7.8	7.6
Investment advice.....	523930		-9.3	1.9	-7.6	-0.5	-7.8	7.6
Primary services.....		523930-P	-9.3	1.9	-7.6	-0.5	-7.8	7.6
Investment advisory services.....		523930-1	-9.3	1.9	-7.6	-0.5	-7.8	7.6
Insurance carriers and related activities.....	524		2.0	0.0	0.1	0.1	0.3	0.1
Insurance carriers.....	5241		2.0	0.1	0.1	0.2	0.3	0.1
Direct life/health/medical insurance carriers.....	52411		1.9	0.0	0.0	-0.1	0.1	0.0
Direct life insurance carriers.....	524113		1.8	-0.1	0.0	-0.1	0.2	0.0
Primary services.....		524113-P	1.8	-0.1	0.0	-0.1	0.2	0.0
Life insurance policies.....		524113-1	3.0	-0.1	0.0	0.0	0.4	0.0
Individual life insurance policies.....		524113-101	4.2	-0.2	0.0	0.0	0.3	0.0
Term life insurance policies.....		524113-10101	-0.7	-0.9	0.0	0.0	-0.1	0.0
Whole life insurance policies.....		524113-10102	8.6	0.0	0.0	0.0	0.0	0.0
Universal life insurance policies.....		524113-10103	2.0	0.0	0.0	0.0	1.3	0.0
Variable-universal and other individual life insurance policies.....		524113-10105	0.4	0.4	0.0	0.0	0.0	0.0
Group life insurance policies.....		524113-102	-1.2	0.5	0.0	0.0	0.9	0.0
Annuities.....		524113-2	-1.6	0.0	-0.1	-0.6	-0.3	0.0
Variable deferred annuities.....		524113-201	0.0	0.0	0.0	0.0	0.0	0.0
Fixed-rate deferred annuities.....		524113-202	-2.8	0.7	0.0	-1.7	-0.7	0.0
Immediate annuities.....		524113-203	-9.8	-2.5	-1.5	-1.0	-1.6	-0.5
Disability insurance policies.....		524113-3	-0.4	0.0	0.0	0.0	-0.3	0.0
Direct health and medical insurance carriers.....	524114		1.9	0.0	0.0	0.0	0.0	0.0
Primary services.....		524114-P	2.0	0.0	0.0	0.0	0.0	0.0
Medical service plans.....		524114-1	2.0	0.0	0.0	0.0	0.0	0.0
Comprehensive medical service plans.....		524114-101	2.3	0.0	0.1	0.0	0.0	0.0
Group managed care medical service plans.....		524114-10101	2.7	0.0	0.1	-0.1	0.1	0.0
Group fee-for-service medical service plans.....		524114-10102	0.6	0.0	0.0	0.0	0.0	0.5
Individual comprehensive medical service plans.....		524114-10103	1.7	0.0	0.0	0.0	0.0	0.0
Non-comprehensive medical service plans.....		524114-103	0.5	0.0	0.0	0.0	0.0	0.0
Dental service plans.....		524114-10301	-1.0	-0.1	0.0	0.0	-0.1	0.0
Supplemental Medicare service plans.....		524114-10302	2.7	0.2	0.0	0.0	0.0	0.0
Other medical service plans.....		524114-10303	0.4	0.0	0.0	0.0	0.0	0.0
Indemnity health insurance plans.....		524114-2	0.1	0.0	0.0	0.0	0.0	0.0
Other direct insurance carriers.....	52412		2.3	0.2	0.2	0.6	0.8	0.2
Direct property and casualty insurers.....	524126		2.3	0.2	0.2	0.6	0.8	0.2
Primary services.....		524126-P	2.3	0.2	0.2	0.6	0.8	0.2

See footnotes at end of table.

Table 12. Producer price index percentage changes for the net output of selected industries and their products, not seasonally adjusted — Continued
 [August 2022]

Title ¹	Industry code	Product code	Unadjusted 12-month percent change ²	Unadjusted 1-month percent change ²				
				Aug. 2021 to Aug. 2022 ^P	Mar. to Apr.	Apr. to May ^P	May to June ^P	June to July ^P
Direct property and casualty insurers - Continued								
Private passenger auto insurance.....		524126-1	3.8	0.4	0.1	1.1	1.7	0.2
Homeowner's insurance.....		524126-2	1.6	0.0	0.4	0.3	-0.1	0.1
Commercial auto insurance.....		524126-3	-1.5	-0.2	0.0	1.1	0.3	0.0
Non-auto liability insurance.....		524126-4	1.1	-0.1	0.0	0.0	0.4	0.7
Medical malpractice insurance.....		524126-402	-0.5	0.0	0.0	0.0	0.0	0.0
Product and other non-auto liability insurance.....		524126-403	1.4	-0.1	0.0	0.0	0.5	0.8
Commercial multiple peril insurance.....		524126-5	6.4	0.0	-0.1	0.4	0.1	0.3
Worker's compensation insurance.....		524126-6	-5.2	0.0	0.9	-0.1	-0.1	-0.1
Other property and casualty insurance.....		524126-7	1.4	-0.2	0.2	0.0	0.0	0.0
Insurance agencies and brokerages.....	52421		0.2	0.0	0.0	0.0	0.0	0.0
Insurance agencies and brokerages.....	524210		0.2	0.0	0.0	0.0	0.0	0.0
Primary services.....		524210-P	0.2	0.0	0.0	0.0	0.0	0.0
Sale of property and casualty insurance.....		524210-1	0.1	0.0	0.0	0.0	0.0	0.0
Sale of personal property and casualty insurance.....		524210-101	0.4	-0.1	-0.1	0.0	0.0	0.0
Sale of private passenger auto insurance.....		524210-10101	0.7	0.0	-0.1	0.0	0.0	0.0
Sale of homeowner's insurance.....		524210-10102	0.0	-0.4	0.0	0.0	0.0	0.0
Sale of other personal property and casualty insurance.....		524210-10103	0.0	0.0	-0.4	0.0	0.0	0.0
Sale of commercial property and casualty insurance.....		524210-102	-0.2	0.0	0.0	0.0	0.0	0.0
Sale of life insurance and annuities.....		524210-2	0.6	0.0	0.0	0.0	0.0	0.0
Sale of health and medical insurance.....		524210-3	0.4	0.0	0.0	0.0	0.0	0.0
Sale of other insurance.....		524210-4	0.1	0.0	0.0	0.0	0.0	0.0
Lessors of nonresidential buildings (except miniwarehouses).....	53112		4.0	3.5	-1.6	-1.4	-0.4	6.2
Lessors of nonresidential buildings.....	531120		4.0	3.5	-1.6	-1.4	-0.4	6.2
Primary services.....		531120-P	4.0	3.5	-1.6	-1.4	-0.4	6.2
Leasing of shopping centers and retail stores.....		531120-1	5.8	10.2	-6.2	-1.3	-1.7	11.0
Leasing of professional and office buildings.....		531120-2	4.2	0.1	0.8	-1.4	0.2	4.0
Leasing of manufacturing and industrial buildings.....		531120-3	3.5	0.5	0.0	-0.5	0.1	0.1
Leasing of other nonresidential buildings and facilities.....		531120-7	-4.4	-1.2	4.2	-2.8	0.8	6.6
Lessors of miniwarehouse and self storage units.....	53113		16.1	1.2	1.7	-0.1	1.5	2.2
Miniwarehouse and self-storage unit operators.....	531130		16.1	1.2	1.7	-0.1	1.5	2.2
Primary services.....		531130-P	16.1	1.2	1.7	-0.1	1.5	2.2
Miniwarehouse and self-storage unit operation.....		531130-1	16.1	1.2	1.7	-0.1	1.5	2.2
Offices of real estate agents and brokers.....	5312		9.6	-0.4	0.9	1.0	1.1	1.2
Offices of real estate agents and brokers.....	53121		9.6	-0.4	0.9	1.0	1.1	1.2
Offices of real estate agents and brokers.....	531210		9.6	-0.4	0.9	1.0	1.1	1.2
Primary services.....		531210-P	9.6	-0.4	0.9	1.0	1.1	1.2
Real estate brokerage, residential property sales and leases.....		531210-1	10.4	-0.5	1.0	1.1	1.2	1.4
Real estate brokerage, nonresidential property sales and leases including land sales and leases.....		531210-6	6.2	0.2	0.5	0.4	0.7	0.2
Real estate brokerage, nonresidential property sales including land sales.....		531210-601	11.0	0.4	1.0	0.8	0.9	0.5
Real estate brokerage, nonresidential property leases including land leases.....		531210-602	1.1	0.0	0.1	0.0	0.6	0.0
Real estate property managers.....	53131		3.0	0.2	-0.5	0.2	0.6	-0.5
Residential property managers.....	531311		2.5	0.5	-1.0	0.0	0.4	0.3
Primary services.....		531311-P	2.5	0.5	-1.0	0.0	0.4	0.3
Residential property management services.....		531311-1	2.5	0.5	-1.0	0.0	0.4	0.3
Nonresidential property managers.....	531312		4.2	-0.5	0.5	0.8	1.2	-2.3
Primary services.....		531312-P	4.2	-0.5	0.5	0.8	1.2	-2.3
Nonresidential property management services.....		531312-1	4.2	-0.5	0.5	0.8	1.2	-2.3
Offices of real estate appraisers.....	531320		10.3	1.9	1.1	-0.1	-0.2	-0.2
Primary services.....		531320-P	10.3	1.9	1.1	-0.1	-0.2	-0.2
Real estate appraisal services.....		531320-1	10.3	1.9	1.1	-0.1	-0.2	-0.2
Automotive equipment rental and leasing.....	5321		1.7	1.5	-2.3	3.5	1.9	-0.1
Passenger car rental and leasing.....	53211		1.2	1.6	-2.7	4.1	2.8	-0.2
Passenger car rental.....	532111		1.2	1.6	-2.7	4.1	2.8	-0.2
Primary services.....		532111-P	1.2	1.6	-2.7	4.1	2.8	-0.2
Standard passenger car rental.....		532111-2	-0.9	1.8	-3.7	5.3	3.7	-0.3
Passenger car rental for business travel.....		532111-211	7.5	6.4	0.8	0.6	1.7	-0.8
Passenger car rental for leisure travel.....		532111-221	-3.6	0.2	-5.4	7.2	4.4	-0.1
Replacement passenger car rental.....		532111-3	9.0	0.9	0.7	0.3	0.0	0.4

See footnotes at end of table.

Table 12. Producer price index percentage changes for the net output of selected industries and their products, not seasonally adjusted — Continued
[August 2022]

Title ¹	Industry code	Product code	Unadjusted 12-month percent change ²	Unadjusted 1-month percent change ²				
			Aug. 2021 to Aug. 2022 ^P	Mar. to Apr.	Apr. to May ^P	May to June ^P	June to July ^P	July to Aug. ^P
Truck, utility trailer and RV rental and leasing.....	53212		3.1	1.4	-1.4	2.0	-0.1	0.0
Truck, utility trailer, and RV rental and leasing.....	532120		3.1	1.4	-1.4	2.0	-0.1	0.0
Primary services.....		532120-P	3.3	1.5	-1.7	2.3	-0.2	0.1
Rental of trucks, truck trailers, RVs.....		532120-1	6.2	3.7	-2.6	2.5	1.1	0.4
Leasing of trucks, truck trailers, and RVs.....		532120-4	1.3	0.0	-1.0	2.1	-1.1	-0.1
Other receipts.....		532120-SM	1.6	0.6	0.2	0.1	0.4	-0.2
Other heavy machinery rental and leasing.....	532412		8.5	0.5	1.4	0.8	-0.2	2.1
Primary services.....		532412-P	8.3	0.1	1.7	1.5	-0.3	3.7
Construction equipment rental and leasing.....		532412-1	9.5	0.2	2.5	-0.2	-0.4	5.4
Oilfield and well drilling equipment rental and leasing.....		532412-2	5.5	0.0	0.0	5.5	0.0	0.0
Other receipts.....		532412-SM	8.9	0.9	1.1	0.0	0.0	0.2
Legal services.....	5411		4.2	0.0	-0.2	-0.1	0.2	0.2
Offices of lawyers.....	54111		4.2	0.0	-0.2	-0.1	0.2	0.2
Offices of lawyers.....	541110		4.2	0.0	-0.2	-0.1	0.2	0.2
Primary services.....		541110-P	4.2	0.0	-0.2	-0.1	0.2	0.2
Labor and employment legal services.....		541110-A	7.2	1.8	-0.8	0.7	0.2	0.3
Criminal legal services.....		541110-B	0.5	0.0	0.0	0.0	0.0	0.0
Other legal services.....		541110-C	-0.2	0.0	0.0	0.0	0.0	0.0
Real estate legal services.....		541110-2	7.1	-0.1	0.2	0.1	0.0	-0.1
Civil negligence legal services.....		541110-3	6.1	1.1	-0.2	0.2	0.0	0.2
Defendant representation.....		541110-301	4.9	1.8	-0.7	0.0	0.0	-0.1
Plaintiff representation.....		541110-302	8.1	0.0	0.5	0.6	0.0	0.6
Wills, estate planning, and probate.....		541110-6	-2.1	0.0	0.0	0.0	0.0	0.0
Business and commercial legal services.....		541110-9	4.8	-0.4	-0.3	-0.3	0.3	0.3
Tax legal services.....		541110-901	8.1	-0.3	-0.1	-0.1	-0.2	0.0
Intellectual property legal services.....		541110-902	4.5	0.2	-0.3	1.2	1.6	-2.3
Bankruptcy and other business and commercial legal services.....		541110-903	4.7	-0.5	-0.3	-0.5	0.2	0.7
Offices of certified public accountants.....	541211		3.6	0.6	-0.1	0.5	-1.2	0.8
Primary services.....		541211-P	3.9	0.8	-0.1	0.6	-1.2	0.8
Other accounting services.....		541211-A	3.4	4.7	-0.4	-1.7	-3.7	0.4
Financial auditing.....		541211-4	2.8	-0.3	-0.1	-0.6	-1.5	1.7
Tax preparation and planning.....		541211-5	5.3	0.2	0.0	3.0	-0.3	0.4
Bookkeeping and compilation.....		541211-9	2.7	0.2	-0.1	-0.1	0.9	0.2
Other accounting services.....	541219		6.3	0.9	-1.4	1.3	0.4	0.0
Primary services.....		541219-P	6.3	0.9	-1.4	1.3	0.4	0.0
Other accounting services (non-CPA firms).....		541219-1	6.3	0.9	-1.4	1.3	0.4	0.0
Architectural, engineering and related services.....	5413		5.1	0.0	0.1	0.3	0.1	0.4
Architectural services.....	54131		2.5	0.0	0.2	0.2	0.3	0.0
Architectural services.....	541310		2.5	0.0	0.2	0.2	0.3	0.0
Primary services.....		541310-P	2.8	0.0	0.2	0.3	0.3	0.0
Residential building projects.....		541310-1	4.6	0.0	0.3	0.0	0.6	0.0
Nonresidential building projects.....		541310-7	2.0	0.0	0.2	0.0	0.2	0.0
Commercial and industrial building projects.....		541310-71	1.9	0.0	0.1	0.0	0.1	0.0
Institutional building projects.....		541310-72	2.5	0.0	0.3	0.0	0.3	0.0
Other architectural services, incl. historic restoration & architectural consulting services.....		541310-8	15.2	0.0	0.0	11.8	1.9	0.2
Engineering services.....	54133		5.4	0.0	0.1	0.3	0.1	0.5
Engineering services.....	541330		5.4	0.0	0.1	0.3	0.1	0.5
Primary services.....		541330-P	5.9	0.0	0.1	0.4	0.1	0.4
Building related engineering projects.....		541330-1	1.3	0.1	0.0	0.0	0.1	0.1
Residential building engineering projects.....		541330-101	1.4	0.0	0.0	0.0	0.0	0.4
Commercial, public, and institutional building engineering projects.....		541330-102	3.4	0.3	0.1	0.0	0.0	0.2
Industrial and manufacturing plant and process engineering projects.....		541330-103	0.4	0.0	0.0	0.0	0.2	0.0
Non-building related engineering projects.....		541330-2	9.4	0.0	0.1	0.6	0.1	0.6
Transportation engineering projects.....		541330-201	3.4	0.0	0.3	0.0	0.1	0.0
Highway and roadway engineering projects.....		541330-20101	3.0	-0.2	0.3	0.1	0.2	0.1
Other transportation engineering projects, including mass transit engineering projects.....		541330-20102	3.8	0.2	0.3	0.0	0.1	0.0
Municipal utility and power generation and distribution engineering projects.....		541330-202	4.7	0.0	0.1	-0.1	0.2	0.0
All other non-building related engineering projects.....		541330-203	17.0	0.0	0.0	1.5	0.0	1.5
Other receipts.....		541330-SM	1.4	0.1	0.2	0.0	0.1	0.8

See footnotes at end of table.

Table 12. Producer price index percentage changes for the net output of selected industries and their products, not seasonally adjusted — Continued
 [August 2022]

Title ¹	Industry code	Product code	Unadjusted 12-month percent change ²	Unadjusted 1-month percent change ²				
				Aug. 2021 to Aug. 2022 ^P	Mar. to Apr.	Apr. to May ^P	May to June ^P	June to July ^P
Management and technical consulting services.....	5416		0.1	-0.2	-0.5	-0.3	-0.3	-0.1
Management consulting services.....	54161		0.1	-0.2	-0.5	-0.3	-0.3	-0.1
Management consulting services.....	541610		0.1	-0.2	-0.5	-0.3	-0.3	-0.1
Primary services.....		541610-P	0.1	-0.2	-0.5	-0.3	-0.3	-0.1
Administrative and general management consulting services.....		541610-1	-0.5	0.1	-0.5	-0.5	-0.3	0.0
Marketing consulting services.....		541610-3	0.0	0.0	0.0	0.0	0.0	0.0
Process, physical distribution and logistics consulting services.....		541610-4	2.1	-0.6	-1.3	0.0	-0.5	-1.1
Human resources consulting services.....		541610-5	4.1	-2.5	-0.5	0.4	-0.1	-0.1
Other management consulting services.....		541610-8	0.3	-0.4	-0.3	-0.1	-0.1	0.2
Advertising agencies.....	54181		8.0	0.5	0.0	0.1	0.3	0.0
Advertising agencies.....	541810		8.0	0.5	0.0	0.1	0.3	0.0
Primary services.....		541810-P	8.8	0.5	0.0	0.1	0.3	0.0
Advertising agency services.....		541810-4	-	0.5	0.0	0.1	0.3	0.0
Advertising creative services billed separately.....		541810-401	1.5	1.7	0.0	0.0	1.3	0.0
Advertising placement services, including bundled placement and creative services.....		541810-402	11.6	0.2	0.0	0.1	0.1	0.1
Other advertising services billed separately.....		541810-403	2.8	0.0	0.0	0.0	0.0	0.0
Other receipts.....		541810-SM	1.7	0.0	0.0	0.0	0.0	0.0
Employment services.....	5613		5.0	0.0	0.7	0.2	-0.2	0.2
Employee leasing services.....	56133		1.8	-0.5	0.0	0.2	0.4	0.1
Professional employer organizations.....	561330		1.8	-0.5	0.0	0.2	0.4	0.1
Primary services.....		561330-P	1.8	-0.5	0.0	0.2	0.4	0.1
Co-employment staffing.....		561330-1	1.8	-0.5	0.0	0.2	0.4	0.1
Staffing services (except PEOs).....	56138		7.2	0.4	1.2	0.2	-0.6	0.2
Staffing services (except PEOs).....	561380		7.2	0.4	1.2	0.2	-0.6	0.2
Primary services.....		561380-P	7.5	0.4	1.3	0.2	-0.6	0.2
Temporary help services.....		561380-1	8.2	0.3	1.3	0.1	-0.8	0.3
Temporary help services, office and clerical.....		561380-101	10.1	1.1	3.5	0.5	1.4	-0.5
Temporary help services, light and heavy industrial.....		561380-102	0.9	1.1	1.1	0.5	-3.6	0.4
Temporary help services, technical and professional.....		561380-103	7.9	-0.5	2.0	0.8	0.4	1.7
Temporary help services, medical.....		561380-104	30.9	-0.2	-0.9	-2.0	-2.1	-2.9
Temporary help services, other.....		561380-105	1.1	0.2	-0.4	-0.6	0.0	1.3
Employment placement services.....		561380-2	4.8	2.2	-0.4	0.6	1.2	-0.2
Executive search services.....		561380-3	-2.2	-0.5	3.5	-0.1	-1.4	-0.8
Travel agencies.....	56151		3.4	2.3	0.5	0.8	0.5	0.3
Travel agencies.....	561510		3.4	2.3	0.5	0.8	0.5	0.3
Primary services.....		561510-P	3.8	2.6	0.6	0.9	0.6	0.3
Flight bookings.....		561510-1	11.4	9.6	-0.1	0.4	1.8	1.4
Domestic flight bookings.....		561510-111	19.6	25.3	0.0	-0.1	0.1	0.1
International flight bookings.....		561510-112	6.6	0.5	-0.1	0.8	3.1	2.3
Other travel agency services, except flight bookings.....		561510-2	0.9	-0.1	0.9	1.2	0.0	-0.1
Hotel and car rental bookings.....		561510-211	2.0	1.3	-0.3	-0.6	-1.7	-0.7
Hotel bookings.....		561510-2111	2.3	1.8	-0.2	-0.3	-2.1	-0.8
Car rental bookings.....		561510-2112	0.6	-1.1	-0.8	-1.6	0.2	-0.2
Cruise and tour bookings.....		561510-222	2.1	-1.7	4.4	5.7	1.8	0.1
Cruise bookings.....		561510-2221	-10.3	-2.1	2.5	8.1	4.3	2.2
Packaged tour bookings.....		561510-2222	11.0	-1.5	5.3	4.5	0.5	-1.0
All other travel agency services.....		561510-233	0.0	0.0	0.0	0.0	0.0	0.0
Security guards and patrol services.....	561612		7.0	0.8	-0.2	2.8	0.1	-0.1
Primary services.....		561612-P	7.0	0.8	-0.2	2.8	0.1	-0.1
Security guard services.....		561612-1	7.0	0.8	-0.2	2.8	0.1	-0.1
Janitorial services.....	56172		7.1	1.0	0.5	0.0	-0.1	-0.1
Janitorial services.....	561720		7.1	1.0	0.5	0.0	-0.1	-0.1
Primary services.....		561720-P	7.4	1.1	0.5	0.0	-0.1	-0.1
Janitorial cleaning services.....		561720-5	7.4	1.1	0.5	0.0	-0.1	-0.1
Nonresidential cleaning services.....		561720-51	7.9	1.2	0.3	0.0	-0.1	-0.1
Residential cleaning services.....		561720-52	3.4	0.0	1.5	0.0	0.0	0.0
Waste collection.....	5621		9.0	1.2	0.0	-0.1	2.1	0.7
Waste collection.....	56211		9.0	1.2	0.0	-0.1	2.1	0.7
Solid waste collection.....	562111		9.0	1.2	0.0	-0.1	2.1	0.7

See footnotes at end of table.

Table 12. Producer price index percentage changes for the net output of selected industries and their products, not seasonally adjusted — Continued
 [August 2022]

Title ¹	Industry code	Product code	Unadjusted 12-month percent change ²	Unadjusted 1-month percent change ²				
				Aug. 2021 to Aug. 2022 ^P	Mar. to Apr.	Apr. to May ^P	May to June ^P	June to July ^P
Solid waste collection - Continued								
Primary services.....		562111-P	9.4	1.0	-0.2	-0.2	2.4	0.8
Solid waste collection services.....		562111-2	9.4	1.0	-0.2	-0.2	2.4	0.8
Offices of physicians.....	6211		0.4	-0.2	0.0	0.0	0.1	0.0
Offices of physicians.....	62111		0.4	-0.2	0.0	0.0	0.1	0.0
Offices of physicians, except mental health.....	621111		0.4	-0.2	0.0	0.0	0.1	0.0
Primary services.....		621111-P	0.5	-0.1	0.0	0.0	0.1	0.0
One and two physician practices and single specialty group practices.....		621111-4	0.2	-0.1	0.0	0.0	0.3	0.0
General/family practice.....		621111-411	0.8	0.0	0.0	0.0	0.2	0.0
Internal medicine.....		621111-412	-0.9	-0.3	0.0	0.0	-0.2	0.0
General surgery and other surgical specialties.....		621111-413	1.3	-0.1	0.0	0.0	2.1	0.0
Pediatrics.....		621111-414	2.6	-0.6	0.2	0.0	0.0	0.0
Obstetrics/gynecology.....		621111-415	1.8	1.0	0.0	0.0	-0.1	0.0
Other specialty.....		621111-419	-0.4	-0.1	0.0	0.0	-0.2	0.0
Multispecialty group practice.....		621111-5	1.1	-0.2	0.0	0.0	-0.3	0.0
Offices of dentists.....	6212		3.2	0.3	0.0	0.1	0.0	0.0
Offices of dentists.....	62121		3.2	0.3	0.0	0.1	0.0	0.0
Offices of dentists.....	621210		3.2	0.3	0.0	0.1	0.0	0.0
Primary services.....		621210-P	3.2	0.3	0.0	0.1	0.0	0.0
Dental visits and consultations.....		621210-1	6.3	0.6	0.1	0.2	-0.1	0.0
Private insurance patients: dental visits and consultations.....		621210-11	3.0	0.1	0.1	0.3	0.0	0.0
Medicare, Medicaid and all other patients: dental visits and consultations.....		621210-12	10.9	1.2	0.0	0.0	-0.1	0.0
Dental surgical intervention services.....		621210-2	2.0	0.1	0.0	0.0	0.0	0.0
Private insurance patients: dental surgical intervention services.....		621210-21	1.6	0.0	0.0	0.0	0.0	0.0
Medicare, Medicaid and all other patients: dental surgical intervention services..		621210-22	2.6	0.3	0.0	0.0	0.0	0.0
Dental non-surgical intervention services.....		621210-3	1.4	0.1	0.0	0.0	0.0	0.0
Private insurance patients: dental non-surgical intervention services.....		621210-31	0.4	0.0	0.0	0.0	0.0	0.0
Medicare, Medicaid and all other patients: dental non-surgical intervention services.....		621210-32	2.7	0.1	0.0	0.0	0.0	0.0
Medical and diagnostic laboratories.....	6215		-0.2	-0.1	0.1	0.0	-0.1	0.0
Medical and diagnostic laboratories.....	62151		-0.2	-0.1	0.1	0.0	-0.1	0.0
Medical laboratories.....	621511		0.0	0.0	0.1	0.0	-0.1	0.0
Primary services.....		621511-P	0.0	0.0	0.1	0.0	-0.1	0.0
Medical laboratory services.....		621511-2	0.0	0.0	0.1	0.0	-0.1	0.0
Medicare patients.....		621511-23	-1.9	-1.0	0.0	0.0	-1.0	0.0
Medicaid patients.....		621511-24	-0.1	0.0	0.0	0.0	0.0	0.0
Private insurance patients.....		621511-25	0.4	0.2	0.2	0.0	0.2	0.0
All other patients.....		621511-26	0.5	0.0	0.0	0.0	0.0	0.0
Diagnostic imaging centers.....	621512		-0.5	-0.1	0.0	0.0	-0.3	0.0
Primary services.....		621512-P	-0.5	-0.1	0.0	0.0	-0.3	0.0
Diagnostic imaging services.....		621512-4	-0.5	-0.1	0.0	0.0	-0.3	0.0
Medicare and Medicaid patients.....		621512-41	-2.1	-0.6	0.0	0.0	-1.1	0.0
Private insurance and all other patients.....		621512-42	0.0	0.0	0.0	0.0	0.0	0.0
Home health care services.....	6216		1.9	-0.4	0.0	0.0	-0.2	0.0
Home health care services.....	62161		1.9	-0.4	0.0	0.0	-0.2	0.0
Home health care services.....	621610		1.9	-0.4	0.0	0.0	-0.2	0.0
Primary services.....		621610-P	1.8	-0.4	0.0	0.0	-0.2	0.0
Medicare and Medicaid patients.....		621610-3	1.9	-0.5	0.0	0.0	-0.3	0.0
Medicare patients.....		621610-31	0.7	-1.0	0.0	0.0	-1.0	0.0
Medicaid patients.....		621610-32	3.2	0.1	0.0	0.0	0.4	0.0
Private insurance and all other patients.....		621610-4	1.4	0.0	0.0	0.0	0.0	0.0
Private insurance patients.....		621610-41	0.1	0.0	0.0	0.0	0.0	0.0
All other patients.....		621610-42	2.0	0.0	0.0	0.0	0.0	0.0
Other receipts.....		621610-SM	3.9	-0.8	0.0	0.0	0.3	0.8
All other ambulatory health care services.....	62199		3.7	0.1	0.5	0.0	0.4	0.7
Blood and organ banks.....	621991		3.7	0.1	0.5	0.0	0.4	0.7
Primary services.....		621991-P	3.5	0.1	0.4	0.0	0.4	0.7
Human blood services.....		621991-1	3.7	0.5	0.5	-0.2	0.7	0.8
Human red blood and whole blood services.....		621991-12	3.9	0.3	-0.1	-0.2	1.0	1.1
Human blood plasma services.....		621991-13	2.8	0.8	2.4	-0.6	0.1	0.0

See footnotes at end of table.

Table 12. Producer price index percentage changes for the net output of selected industries and their products, not seasonally adjusted — Continued
 [August 2022]

Title ¹	Industry code	Product code	Unadjusted 12-month percent change ²	Unadjusted 1-month percent change ²					
				Aug. 2021 to Aug. 2022 ^P	Mar. to Apr.	Apr. to May ^P	May to June ^P	June to July ^P	July to Aug. ^P
Blood and organ banks - Continued									
Human blood platelet and other blood services.....		621991-14	5.4	0.6	-0.7	0.9	0.7	1.4	
Human organ, bone, tissue, and other bank services.....		621991-2	3.0	-1.1	0.1	0.6	-0.6	0.5	
Other receipts.....		621991-SM	9.2	1.9	5.0	-1.7	0.1	0.1	
Hospitals.....	622		3.0	-0.2	0.4	0.7	0.4	-0.1	
General medical and surgical hospitals.....	6221		3.0	-0.3	0.4	0.7	0.4	-0.1	
General medical and surgical hospitals.....	62211		3.0	-0.3	0.4	0.7	0.4	-0.1	
General medical and surgical hospitals.....	622110		3.0	-0.3	0.4	0.7	0.4	-0.1	
Primary services.....		622110-P	3.2	-0.3	0.4	0.7	0.5	-0.1	
Certain infectious and parasitic diseases.....		622110-201	6.2	-0.3	0.0	0.0	-0.3	0.0	
Neoplasms.....		622110-202	1.1	-0.4	0.0	-0.7	0.5	0.6	
Diseases of the blood & blood-forming organs & certain disorders involving the immune mechanism.....		622110-203	1.9	-0.7	0.0	-0.1	-0.7	0.0	
Endocrine, nutritional and metabolic diseases.....		622110-204	11.5	-0.3	3.8	0.0	3.4	0.0	
Mental and behavioural disorders.....		622110-205	8.6	-0.1	0.0	0.1	4.4	-0.1	
Diseases of the nervous system.....		622110-206	1.2	-0.5	0.0	0.0	0.5	0.0	
Diseases of the circulatory system.....		622110-209	0.4	-0.7	0.0	0.2	-0.1	0.2	
Diseases of the respiratory system.....		622110-210	1.5	-0.5	0.0	0.3	-0.5	0.0	
Diseases of the digestive system.....		622110-211	1.8	-0.2	0.2	0.0	0.3	-0.2	
Diseases of the skin and subcutaneous tissue.....		622110-212	-0.7	-0.1	-0.3	-1.0	-0.1	0.4	
Diseases of the musculoskeletal system and connective tissue.....		622110-213	4.5	-0.6	2.7	-0.1	1.5	-1.8	
Diseases of the genitourinary system.....		622110-214	0.4	-0.4	0.1	-0.1	-0.4	0.1	
Pregnancy, childbirth and the puerperium.....		622110-215	6.7	0.0	0.2	0.5	1.8	0.0	
Certain conditions originating in the perinatal period.....		622110-216	2.3	0.9	0.0	0.8	3.4	0.0	
Symptoms, signs and abnormal clinical and laboratory findings, not elsewhere classified.....		622110-218	3.5	0.6	0.0	0.7	-0.6	0.2	
Injury, poisoning and certain other consequences of external causes.....		622110-219	2.0	-0.3	0.0	0.3	-0.1	0.0	
Factors influencing health status and contact with health services.....		622110-221	8.2	-0.1	0.0	5.6	-0.2	0.1	
Other diseases.....		622110-223	2.2	0.5	0.0	-1.0	0.7	1.1	
Psychiatric and substance abuse hospitals.....	6222		5.1	-0.1	0.0	0.0	-0.3	0.0	
Psychiatric and substance abuse hospitals.....	62221		5.1	-0.1	0.0	0.0	-0.3	0.0	
Psychiatric and substance abuse hospitals.....	622210		5.1	-0.1	0.0	0.0	-0.3	0.0	
Primary services.....		622210-P	5.1	-0.1	0.0	0.0	-0.3	0.0	
Psychiatric hospitals.....		622210-3	5.6	-0.1	0.0	0.0	-0.3	0.0	
Medicare patients: psychiatric hospitals.....		622210-31	0.6	0.6	0.4	0.3	-0.2	0.7	
Medicaid patients: psychiatric hospitals.....		622210-32	2.2	0.0	0.0	0.0	0.0	-0.1	
Private insurance and all other patients: psychiatric hospitals.....		622210-33	7.7	-0.2	0.0	0.0	-0.5	0.0	
Other specialty hospitals.....	6223		1.5	0.3	0.4	1.2	0.3	0.0	
Other specialty hospitals.....	62231		1.5	0.3	0.4	1.2	0.3	0.0	
Other specialty hospitals.....	622310		1.5	0.3	0.4	1.2	0.3	0.0	
Primary services.....		622310-P	1.5	0.2	0.4	1.3	0.3	0.0	
Specialty, except psychiatric and substance abuse, hospitals.....		622310-6	1.5	0.2	0.4	1.3	0.3	0.0	
Medicare patients.....		622310-61	4.8	0.9	0.8	4.5	-2.0	0.0	
Medicaid patients.....		622310-62	5.1	-0.1	1.8	-4.9	4.2	0.1	
Private insurance and all other patients.....		622310-63	-0.5	-0.1	0.0	0.7	1.0	0.0	
Nursing care facilities.....	6231		2.7	0.1	0.0	0.2	0.4	0.9	
Nursing care facilities.....	62311		2.7	0.1	0.0	0.2	0.4	0.9	
Nursing care facilities.....	623110		2.7	0.1	0.0	0.2	0.4	0.9	
Primary services.....		623110-P	2.8	0.1	0.0	0.2	0.4	1.0	
Medicare and Medicaid patients.....		623110-1	1.8	-0.3	0.1	0.2	0.5	0.3	
Medicaid patients.....		623110-101	3.4	0.0	0.2	0.3	1.4	0.5	
Medicare patients.....		623110-102	-0.7	-0.7	0.0	0.0	-1.0	0.0	
Private insurance and all other patients.....		623110-3	4.0	0.6	-0.1	0.3	0.4	1.8	
Private insurance patients.....		623110-301	-0.5	-0.5	0.0	0.0	0.0	0.0	
All other patients.....		623110-302	4.9	0.8	-0.1	0.3	0.4	2.1	
Residential developmental disability homes.....	62321		6.2	0.7	0.1	0.0	2.4	0.1	
Residential developmental disability homes.....	623210		6.2	0.7	0.1	0.0	2.4	0.1	
Primary services.....		623210-P	6.0	0.8	0.1	0.0	2.4	0.1	
Residential intellectual and developmental disability services.....		623210-1	6.0	0.8	0.1	0.0	2.4	0.1	
Medicaid patients.....		623210-11	7.1	0.9	0.2	0.0	3.4	0.1	

See footnotes at end of table.

Table 12. Producer price index percentage changes for the net output of selected industries and their products, not seasonally adjusted — Continued
 [August 2022]

Title ¹	Industry code	Product code	Unadjusted 12-month percent change ²	Unadjusted 1-month percent change ²				
				Aug. 2021 to Aug. 2022 ^P	Mar. to Apr.	Apr. to May ^P	May to June ^P	June to July ^P
Residential developmental disability homes - Continued								
Non-Medicaid patients.....		623210-12	1.3	0.0	0.0	0.0	-1.9	0.0
Amusement and theme parks.....	7131		5.9	0.1	-2.3	0.5	-0.8	-1.0
Amusement and theme parks.....	71311		5.9	0.1	-2.3	0.5	-0.8	-1.0
Amusement and theme parks.....	713110		5.9	0.1	-2.3	0.5	-0.8	-1.0
Primary services.....		713110-P	4.9	0.1	-2.3	0.6	-1.0	-1.2
Amusement and theme park admissions.....		713110-1	4.2	1.8	-3.7	0.7	-1.8	-1.9
Amusement and theme park food and beverage sales.....		713110-2	3.0	-0.2	-0.9	0.7	0.2	-0.2
Amusement and theme park merchandise sales, games, and other services.....		713110-3	9.7	-5.2	1.6	0.0	0.7	0.0
Other receipts.....		713110-SM	14.9	0.1	-2.4	-0.4	0.2	0.9
Golf courses and country clubs.....	71391		9.6	0.7	-2.4	0.0	3.0	0.0
Golf courses and country clubs.....	713910		9.6	0.7	-2.4	0.0	3.0	0.0
Primary services.....		713910-P	9.7	0.8	-2.7	0.0	3.4	0.0
Membership dues and fees.....		713910-1	9.2	0.0	0.0	0.0	3.2	0.0
Greens and guest fees.....		713910-2	4.6	0.7	-11.1	0.0	2.9	0.0
Food and beverage sales.....		713910-3	15.5	0.6	0.0	0.0	4.8	0.0
Equipment rentals and all other golf services.....		713910-4	10.6	8.2	0.0	0.1	1.8	0.0
Fitness and recreational sports centers.....	71394		2.0	0.0	1.8	0.1	0.0	0.0
Fitness and recreational sports centers.....	713940		2.0	0.0	1.8	0.1	0.0	0.0
Primary services.....		713940-P	0.7	0.0	0.6	0.2	0.0	0.0
Fitness and recreational facility memberships.....		713940-1	0.6	0.0	0.8	0.3	0.0	0.0
Recreational facility admissions, classes, and other fitness center services.....		713940-2	0.8	0.0	0.1	-0.1	0.0	0.0
Other receipts.....		713940-SM	6.8	0.0	5.8	0.0	0.0	0.0
Accommodation.....	721		8.3	-3.7	-1.1	5.7	2.2	-4.5
Accommodation.....	7211		8.3	-3.7	-1.1	5.7	2.2	-4.5
Hotels (exc casino hotels) and motels.....	72111		11.5	-4.2	-2.5	8.1	2.5	-5.3
Hotels and motels, except casino hotels.....	721110		11.5	-4.2	-2.5	8.1	2.5	-5.3
Primary services.....		721110-P	11.6	-4.3	-2.5	8.2	2.6	-5.4
Guestroom rental.....		721110-1	12.9	-5.6	-3.4	10.6	3.0	-7.0
Limited service hotels and motels guestroom rental.....		721110-101	7.5	0.3	-1.1	3.3	0.4	1.5
Full service hotels and motels guestroom rental.....		721110-102	18.5	4.5	6.7	11.3	1.2	-1.4
Luxury and resort hotels guestroom rental.....		721110-103	9.4	-12.2	-10.6	11.3	4.8	-12.7
Hotel and motel food and beverage and related services.....		721110-2	6.8	1.1	0.8	-0.2	1.2	1.0
Hotel and motel food and nonalcoholic beverage and related services.....		721110-201	6.4	0.7	0.6	-0.5	1.4	1.2
Hotel and motel alcoholic beverage and related services.....		721110-202	8.7	2.9	1.5	1.2	0.1	0.0
Other hotel and motel services.....		721110-5	9.3	0.1	0.3	1.4	0.8	0.0
Other receipts.....		721110-SM1	-1.2	-0.6	2.7	-1.3	0.5	4.1
Casino hotels.....	72112		-0.1	-2.2	2.9	-1.0	1.3	-2.3
Casino hotels.....	721120		-0.1	-2.2	2.9	-1.0	1.3	-2.3
Primary services.....		721120-P	-0.1	-2.2	2.9	-1.0	1.2	-2.2
Casino hotel guestroom rental.....		721120-1	-10.4	2.3	6.1	-2.2	-0.8	-5.8
Casino hotel food and beverage and related services.....		721120-2	10.3	0.2	1.5	0.7	0.0	0.0
Casino hotel food and nonalcoholic beverage and related services.....		721120-201	10.2	0.1	2.2	0.3	0.0	0.0
Casino hotel alcoholic beverage and related services.....		721120-202	10.5	0.3	0.4	1.3	0.1	0.0
Casino gaming receipts.....		721120-5	-0.2	-4.3	2.6	-1.3	2.2	-2.1
Other casino hotel services.....		721120-6	4.1	0.0	1.5	0.0	0.6	0.0
Other receipts.....		721120-SM1	-10.5	0.0	0.3	0.3	10.7	-8.1
Commercial machinery repair and maintenance.....	8113		15.1	0.9	0.0	1.7	0.2	1.5
Commercial machinery repair and maintenance.....	81131		15.1	0.9	0.0	1.7	0.2	1.5
Commercial machinery repair and maintenance.....	811310		15.0	0.9	0.0	1.7	0.2	1.5
Primary services.....		811310-P	11.1	0.7	0.0	0.7	0.3	1.6
Maintenance and repair services for agricultural, construction, and mining machinery.....		811310-5	14.5	2.5	0.0	2.2	0.0	0.9
Maintenance and repair services for commercial and service industry machinery.....		811310-6	11.2	0.0	0.0	0.9	1.3	4.4
Maintenance and repair services for industrial machinery.....		811310-7	10.1	0.0	0.0	0.0	0.0	0.9
Maintenance and repair services for general purpose machinery.....		811310-8	7.7	0.5	0.2	0.1	0.0	-0.1
Other receipts.....		811310-SM	24.8	1.4	0.0	4.0	0.0	1.3
Special indexes								
New nonresidential building construction by contractor type/region.....	236400		22.9	3.7	0.3	0.7	4.9	0.2

See footnotes at end of table.

Table 12. Producer price index percentage changes for the net output of selected industries and their products, not seasonally adjusted — Continued
[August 2022]

Title ¹	Industry code	Product code	Unadjusted 12-month percent change ²	Unadjusted 1-month percent change ²				
				Aug. 2021 to Aug. 2022 ^p	Mar. to Apr.	Apr. to May ^p	May to June ^p	June to July ^p
New nonresidential building construction by contractor type/region - Continued								
General contractors.....		236400-1	22.3	4.0	0.2	0.5	5.3	0.4
General contractors, Northeast.....		236400-11	17.6	3.4	0.0	0.0	4.9	0.4
General contractors, South.....		236400-12	24.8	3.9	0.2	0.1	6.7	0.0
General contractors, Midwest.....		236400-13	20.2	4.0	0.3	0.5	4.2	0.1
General contractors, West.....		236400-14	23.7	4.7	0.4	1.4	4.3	1.4
Plumbing, heating, and air conditioning contractors.....		236400-221	13.5	4.7	1.0	0.8	2.6	-0.4
Plumbing, heating, and air conditioning contractors, Northeast.....		236400-2211	21.4	4.2	2.8	1.8	-2.9	2.4
Plumbing, heating, and air conditioning contractors, South.....		236400-2212	11.8	3.6	0.4	1.2	5.8	0.0
Plumbing, heating, and air conditioning contractors, Midwest.....		236400-2213	13.4	5.8	1.0	0.1	4.7	-0.3
Plumbing, heating, and air conditioning contractors, West.....		236400-2214	8.7	5.5	0.0	0.1	1.7	-4.1
Electrical contractors.....		236400-222	26.4	1.6	0.5	0.9	10.0	0.5
Electrical contractors, Northeast.....		236400-2221	26.3	0.8	0.9	0.9	9.2	0.7
Electrical contractors, South.....		236400-2222	26.6	2.2	0.3	0.4	10.3	0.0
Electrical contractors, Midwest.....		236400-2223	24.0	0.2	0.6	1.3	10.4	0.7
Electrical contractors, West.....		236400-2224	28.3	2.7	0.2	1.4	9.8	0.8
Roofing contractors.....		236400-223	34.3	5.9	0.2	11.0	4.0	-0.4
Roofing contractors, Northeast.....		236400-2231	25.5	2.5	0.1	3.7	9.0	-1.8
Roofing contractors, South.....		236400-2232	49.2	8.5	0.4	26.8	-5.9	0.0
Roofing contractors, Midwest.....		236400-2233	30.7	5.5	0.2	0.0	12.3	0.1
Roofing contractors, West.....		236400-2234	20.1	4.0	0.0	0.0	13.5	-0.7
Poured concrete foundation and structure contractors.....		236400-224	23.2	3.5	0.3	0.2	1.9	0.3
Poured concrete foundation and structure contractors, Northeast.....		236400-2241	14.8	2.7	0.0	-0.8	1.7	0.0
Poured concrete foundation and structure contractors, South.....		236400-2242	26.9	3.5	0.4	0.6	1.8	0.0
Poured concrete foundation and structure contractors, Midwest.....		236400-2243	24.7	4.4	0.0	0.4	2.6	1.3
Poured concrete foundation and structure contractors, West.....		236400-2244	20.6	3.0	0.5	0.0	1.4	0.0
New nonresidential building construction by region.....	236500		23.3	3.6	0.3	0.6	5.4	0.3
New nonresidential building construction, Northeast.....		236500-1	23.2	2.9	0.7	0.5	4.3	0.8
New nonresidential building construction, South.....		236500-2	22.6	3.3	0.2	0.5	6.4	0.0
New nonresidential building construction, Midwest.....		236500-3	23.8	3.8	0.4	0.7	5.2	0.3
New nonresidential building construction, West.....		236500-4	23.9	4.3	0.2	0.9	5.1	0.3
Nonresidential building maintenance & repair.....	2381MR		10.7	0.8	0.8	0.9	1.1	0.1
General medical and surgical hospitals by patient type.....	62211A							
Medicare patients.....		62211A-2	-0.1	-1.0	0.0	0.1	-1.0	0.0
Medicaid patients.....		62211A-4	1.0	0.0	0.0	1.0	-0.1	0.0
Private insurance and all other patients.....		62211A-6	4.8	0.0	0.7	0.7	1.3	-0.4
Private insurance patients.....		62211A-61	5.4	0.0	0.8	0.8	1.4	0.3
All other patients.....		62211A-62	1.6	0.0	0.1	0.1	0.9	-3.5
Premiums for property and casualty insurance ³	924126		2.5	0.3	0.1	0.4	0.7	0.1
Primary services.....		924126-P	2.5	0.3	0.1	0.4	0.7	0.1
Premiums for private passenger auto insurance.....		924126-1	4.3	0.6	0.1	0.9	1.5	0.0
Premiums for homeowner's insurance.....		924126-2	1.4	0.0	0.4	0.1	0.1	0.1
Premiums for commercial auto insurance.....		924126-3	0.1	0.0	0.0	0.4	0.1	0.0
Premiums for non-auto liability insurance.....		924126-4	0.9	0.0	0.0	0.0	0.1	0.3
Premiums for medical malpractice insurance.....		924126-402	1.3	0.0	0.0	0.0	0.0	0.0
Premiums for product and other non-auto liability insurance.....		924126-403	0.8	0.0	0.0	0.0	0.1	0.4
Premiums for commercial multiple peril insurance.....		924126-5	3.3	0.0	-0.1	0.2	-0.1	0.2
Premiums for worker's compensation insurance.....		924126-6	-0.7	0.0	0.4	-0.2	-0.1	-0.1
Premiums for other property and casualty insurance.....		924126-7	1.0	-0.1	0.2	0.0	0.0	0.0

¹ Industry and product class indexes may include products not shown separately.

² All indexes are subject to revision for 4 months after their originally scheduled publication to incorporate late reports and corrections by survey respondents.

³ The special index for 924126, in which prices reflect premiums only, contrasts with the index shown elsewhere in this table for NAICS 524126, where prices reflect premiums plus the amount of investment income earned on the invested portion of the premium.

^p Preliminary

"-" Data not available.

n.e.c. = Not elsewhere classified.

NOTE: Titles of some industries and products are not shown in this table because they fail to meet our publication criteria.

Table 13. Producer price indexes and percentage changes for special commodity groupings, not seasonally adjusted

[August 2022, Index base 1982=100, unless otherwise indicated]

Title	Other index base	Commodity code		Unadjusted index ¹					Unadjusted 1-month percent change ¹	Unadjusted 12-month percent change ¹
		Group code	Item code	Apr. 2022	May 2022 ^p	June 2022 ^p	July 2022 ^p	Aug. 2022 ^p	July to Aug. ^p	Aug. 2021 to Aug. 2022 ^p
All commodities except farm products.....		SI	006111	265.478	273.786	281.319	273.044	270.335	-1.0	14.9
Industrial commodities less fuels.....		ILF	T15M05	257.425	260.122	260.412	259.836	258.758	-0.4	8.5
Construction materials.....		SI	012011	343.786	352.915	349.534	346.599	341.191	-1.6	9.0
Chemicals and allied products, including synthetic rubber and synthetic fibers and yarns.....		SI	020011	357.872	364.367	367.290	369.473	360.925	-2.3	8.2
Lumber and plywood.....		SI	004011	382.172	387.306	327.597	322.761	313.427	-2.9	6.9
Foods										
All foods.....		SI	013011	260.979	264.909	264.245	267.612	265.740	-0.7	13.2
Apples.....	06/08	SI	01102A	116.168	116.151	113.747	113.213	113.213	0.0	-3.2
Berries.....	06/08	SI	01102B	163.645	185.344	135.835	111.977	142.181	27.0	11.9
Processed foods.....		SI	095011	261.163	265.195	267.052	267.236	266.846	-0.1	10.8
Textiles										
Selected textile mill products.....		SI	134011	192.572	194.148	195.308	196.469	197.240	0.4	8.7
Hosiery.....		SI	092011	180.196	180.499	180.930	184.202	184.204	0.0	5.7
Underwear and nightwear.....		SI	094011	158.769	158.769	158.769	158.769	158.769	0.0	2.1
Metals										
Steel mill products, including fabricated wire products.....		SI	STEEL1	388.178	427.182	420.394	404.877	382.792	-5.5	-3.6
Finished steel mill products, excluding fabricated wire products.....		SI	STEEL2	376.659	421.739	414.415	396.989	373.898	-5.8	-7.5
Finished steel mill products, including fabricated wire products.....		SI	STEEL3	378.956	421.962	415.153	398.685	376.802	-5.5	-6.2
Special metals and metal products.....		SI	018011	254.702	256.813	254.701	249.818	247.890	-0.8	4.5
Fabricated metal products.....		SI	017011	278.364	281.793	283.569	283.630	283.814	0.1	15.5
Copper and copper products.....		SI	019011	580.856	549.053	541.567	477.839	491.304	2.8	-9.3
Machinery										
Machinery and motive products.....		SI	093011	177.167	178.343	179.445	180.236	180.973	0.4	8.2
Machinery and equipment, except electrical.....		SI	089011	193.340	195.165	196.686	197.687	198.702	0.5	11.7
Agricultural machinery, including tractors.....		SI	024011	307.775	309.108	315.878	315.752	318.127	0.8	17.2
Metalworking machinery.....		SI	021011	228.189	229.660	230.060	230.081	230.619	0.2	7.5
Total tractors.....		SI	023011	265.019	265.418	267.116	267.121	276.209	3.4	13.5
Agriculture machinery and equipment, less parts.....		SI	021012	303.474	304.788	311.464	311.339	313.681	0.8	17.2
Agricultural machinery, excluding tractors.....		SI	024012	319.149	320.596	326.236	326.800	329.253	0.8	17.2
Medical										
Pharmaceutical preparations for human and veterinary use.....		SI	070011	836.578	836.650	838.711	842.601	843.096	0.1	2.6
Pharmaceuticals for human use, prescription.....	06/01	SI	07003	307.515	307.607	307.679	308.874	309.197	0.1	2.1
Pharmaceuticals for human use, non-prescription.....	06/01	SI	07006	139.562	139.453	139.348	140.103	140.646	0.4	2.9
Health care services, Medicare patients.....	06/14	SI	HCARE1	112.974	113.012	113.137	112.122	112.123	0.0	-0.6
Health care services, Medicaid patients.....	06/14	SI	HCARE2	111.834	111.924	111.903	113.277	113.406	0.1	3.7
Health care services, private insurance patients.....	06/14	SI	HCARE3	119.280	119.579	120.170	121.665	121.817	0.1	3.9
Health care services, all other patients.....	06/14	SI	HCARE4	123.470	123.451	123.516	123.610	122.573	-0.8	3.5

¹ All indexes are subject to revision for 4 months after their originally scheduled publication to incorporate late reports and corrections by survey respondents.

p Preliminary

NOTE: See next page for content of indexes on this table.

Table 13 commodity groupings include the following items:

All commodities except farm products: 02 through 15

Industrial commodities less fuels: 03, 04, and 06 through 15

Construction materials: 062101, 0721, 081105, 081106, 081107, 081203, 081204, 082, 0831, 0835, 086, 092, 101502, 101703, 101704, 10250163, 104101, 105, 106, 1071, 107301, 1074051, 107411, 10830225, 1142, 1147, 11490205, 11710143, 11710144, 11710147, 11710216, 11710217, 123101, 1232, 131105, 1321, 1322, 133, 134, 1361, 1362, 137, 1392, 1394, and 139501

Chemicals and allied products, including synthetic rubber and synthetic fibers: 031, 06 less 064, and 071102

Lumber and plywood: 081 and 083

All foods: 011, 017, and 02 less 0261, 0262, and 029

Apples: 01110208, 01110209, 01110211, 01110215, 01110216, 01110220, 01110229, 01110230

Berries: 01110222, 01110224, 01110225, 01110226, 01110227

Processed foods: 02 less 0261, 0262, and 029

Selected textile mill products: 0327, 03370104, 034, 0381080832, 03820312, 038303214, 038303215, and 1231

Hosiery: 03810831

Underwear and nightwear: 03810641, 03810642, 03810645, 03810646, 038106541, 03810761, 0381080832, 0381080835

Steel mill products, including fabricated wire products: 1017 and 1088

Finished steel mill products, excluding fabricated wire products: 1017 less 101702

Finished steel mill products, including fabricated wire products: 1017 and 1088 less 101702

Special metals and metal products: 10, 111, and 141

Fabricated metal products: 103 through 108

Copper and copper products: 10210201, 10220131, 102301, 102403, 102502, 10260314, and 102807013

Machinery and motive products: 11 and 14

Machinery and equipment except electrical: 111, 112, 113, 114, 115, 116, 118, and 119

Agriculture machinery, including tractors: 1114 less 111409

Metalworking machinery: 113A, 1132, 113304, 1137, and 1138

Total tractors: 111403 and 112A less 112A03

Agricultural machinery and equipment, less parts (old commodity code 111): 111 less 111409

Agricultural machinery, excluding tractors (old commodity code 112): 1114 less 111403

Pharmaceutical preparations for human and veterinary use: 0634 and 0638

Pharmaceuticals for human use, prescription: prescription pharmaceutical price quotes from 0638

Pharmaceuticals for human use, non-prescription: non-prescription pharmaceutical price quotes from 0638

Health care services, Medicare patients: Medicare price quotes from 511 and 512

Health care services, Medicaid patients: Medicaid price quotes from 511 and 512

Health care services, private insurance patients: Private insurance price quotes from 511 and 512

Health care services, all other patients: Price quotes from 511 and 512, less Medicare, Medicaid, and private insurance

Note: Weights for the above components are those used for the comprehensive All commodities index.

Table 14. Producer price indexes and percentage changes for net inputs to industries, excluding capital investment, labor, and imports; not seasonally adjusted
 [August 2022, Index base December 2014=100, unless otherwise indicated]

Title	Other index base	Commodity code		Unadjusted index ¹					Unadjusted 1-month percent change ¹	Unadjusted 12-month percent change ¹
		Group code	Item code	Apr. 2022	May 2022 ^P	June 2022 ^P	July 2022 ^P	Aug. 2022 ^P	July to Aug. ^P	Aug. 2021 to Aug. 2022 ^P
Construction										
Inputs to construction industries, excluding capital investment, labor, and imports.....	06/86	IP	230000	155.769	157.022	156.660	153.299	151.776	-1.0	12.2
Inputs to construction industries, goods.....		IP	2300001	323.347	329.531	333.826	327.252	322.792	-1.4	16.7
Inputs to construction industries, energy.....		IP	23000012	176.102	195.538	220.410	192.228	167.057	-13.1	34.8
Inputs to construction industries, goods less foods and energy....		IP	23000013	149.791	150.750	150.074	149.939	150.563	0.4	14.6
Inputs to construction industries, services.....		IP	2300002	161.379	159.849	155.480	151.679	151.127	-0.4	5.4
Inputs to construction industries, trade services ²		IP	23000021	182.407	179.029	171.164	164.570	163.409	-0.7	2.9
Inputs to construction industries, transportation and warehousing services.....		IP	23000022	146.569	149.604	149.220	148.373	145.580	-1.9	18.3
Inputs to construction industries, services less trade, transportation, and warehousing.....		IP	23000023	121.534	121.759	122.562	122.997	124.488	1.2	6.2
New construction										
Inputs to new construction, excluding capital investment, labor, and imports.....	06/86	IP	231000	155.691	157.075	156.739	153.577	152.128	-0.9	12.1
Inputs to new construction, goods.....		IP	2310001	323.208	329.197	332.982	326.664	322.580	-1.3	16.3
Inputs to new construction, energy.....		IP	23100012	173.377	192.918	216.959	189.390	165.219	-12.8	34.3
Inputs to new construction, goods less foods and energy.....		IP	23100013	150.725	151.659	150.929	150.724	151.310	0.4	14.4
Inputs to new construction, services.....		IP	2310002	160.137	159.000	154.949	151.493	150.894	-0.4	5.4
Inputs to new construction, trade services ²		IP	23100021	182.422	179.525	171.716	165.340	164.062	-0.8	2.7
Inputs to new construction, transportation and warehousing services.....		IP	23100022	146.569	149.604	149.220	148.373	145.580	-1.9	18.3
Inputs to new construction, services less trade, transportation, and warehousing.....		IP	23100023	121.923	122.106	122.900	123.315	124.670	1.1	6.1
Inputs to residential construction industries, excluding capital investment, labor, and imports.....		06/86	IP	231100	157.291	156.800	154.893	151.240	150.336	-0.6
Inputs to residential construction industries, goods.....	IP		2311001	314.250	318.772	321.724	316.972	314.126	-0.9	15.9
Inputs to residential construction industries, energy.....	IP		23110012	162.917	180.070	202.769	178.243	156.239	-12.3	33.4
Inputs to residential construction industries, goods less foods and energy.....	IP		23110013	148.662	149.292	148.537	148.531	149.270	0.5	14.3
Inputs to residential construction industries, services.....	IP		2311002	166.293	162.719	156.958	151.685	151.306	-0.2	5.0
Inputs to residential construction industries, trade services ²	IP		23110021	183.000	177.305	168.711	160.906	160.225	-0.4	3.2
Inputs to residential construction industries, transportation and warehousing services.....	IP		23110022	146.569	149.604	149.221	148.373	145.580	-1.9	18.3
Inputs to residential construction industries, services less trade, transportation, and warehousing.....	IP		23110023	124.136	124.396	125.089	125.730	127.165	1.1	6.8
Inputs to single family residential construction, excluding capital investment, labor, and imports.....	06/86		IP	231110	156.906	155.973	153.423	149.943	149.447	-0.3
Inputs to single family residential construction, goods.....		IP	2311101	147.893	149.524	149.967	148.161	147.316	-0.6	15.5
Inputs to single family residential construction, energy.....		IP	23111012	165.734	182.777	205.718	181.530	159.778	-12.0	32.7
Inputs to single family residential construction, goods less foods and energy.....		IP	23111013	149.876	150.381	149.145	148.978	149.684	0.5	14.3
Inputs to single family residential construction, services.....		IP	2311102	166.446	162.717	156.911	151.614	151.500	-0.1	5.4
Inputs to single family residential construction, trade services ²		IP	23111021	181.081	175.517	167.330	159.935	159.714	-0.1	3.9
Inputs to single family residential construction, transportation and warehousing services.....		IP	23111022	146.569	149.604	149.221	148.373	145.580	-1.9	18.3
Inputs to single family residential construction, services less trade, transportation, and warehousing.....		IP	23111023	125.376	125.569	126.424	127.139	128.700	1.2	6.6
Inputs to multifamily residential construction, excluding capital investment, labor, and imports.....		06/86	IP	231120	159.547	158.670	156.137	152.448	151.592	-0.6
Inputs to multifamily residential construction, goods.....	IP		2311201	149.625	151.991	153.165	151.600	150.539	-0.7	15.2
Inputs to multifamily residential construction, energy.....	IP		23112012	168.533	185.988	208.823	184.531	162.494	-11.9	33.7
Inputs to multifamily residential construction, goods less foods and energy.....	IP		23112013	150.286	151.359	150.650	151.055	151.818	0.5	13.7
Inputs to multifamily residential construction, services.....	IP		2311202	169.946	165.644	159.212	153.288	152.648	-0.4	4.2
Inputs to multifamily residential construction, trade services ²	IP		23112021	187.974	181.187	171.569	162.851	161.822	-0.6	2.4
Inputs to multifamily residential construction, transportation and warehousing services.....	IP		23112022	146.569	149.604	149.220	148.373	145.580	-1.9	18.3
Inputs to multifamily residential construction, services less trade, transportation, and warehousing.....	IP		23112023	118.620	118.792	119.437	119.814	121.087	1.1	5.7
Inputs to other residential construction, excluding capital investment, labor, and imports.....	06/86		IP	231130	155.222	155.020	153.579	149.962	148.929	-0.7
Inputs to other residential construction, goods.....		IP	2311301	147.583	150.000	151.915	149.403	147.825	-1.1	15.8
Inputs to other residential construction, energy.....		IP	23113012	164.211	181.653	204.589	179.583	157.168	-12.5	33.6
Inputs to other residential construction, goods less foods and energy.....		IP	23113013	145.682	146.401	145.948	145.970	146.741	0.5	14.0
Inputs to other residential construction, services.....		IP	2311302	164.225	160.916	155.503	150.578	150.190	-0.3	5.0
Inputs to other residential construction, trade services ²	IP	23113021	183.742	178.104	169.488	161.682	160.901	-0.5	3.1	

See footnotes at end of table.

Table 14. Producer price indexes and percentage changes for net inputs to industries, excluding capital investment, labor, and imports; not seasonally adjusted — Continued
 [August 2022, Index base December 2014=100, unless otherwise indicated]

Title	Other index base	Commodity code		Unadjusted index ¹					Unadjusted 1-month percent change ¹	Unadjusted 12-month percent change ¹	
		Group code	Item code	Apr. 2022	May 2022 ^P	June 2022 ^P	July 2022 ^P	Aug. 2022 ^P	July to Aug. ^P	Aug. 2021 to Aug. 2022 ^P	
Inputs to other residential construction, transportation and warehousing services.....		IP	23113022	146.569	149.604	149.220	148.373	145.580	-1.9	18.3	
Inputs to other residential construction, services less trade, transportation, and warehousing.....		IP	23113023	116.025	116.285	116.906	117.533	118.724	1.0	6.5	
Inputs to nonresidential construction, excluding capital investment, labor, and imports.....	06/10	IP	231200	152.359	154.779	155.459	152.822	151.141	-1.1	13.0	
Inputs to nonresidential construction, goods.....		IP	2312001	162.970	166.133	168.224	164.900	162.578	-1.4	16.3	
Inputs to nonresidential construction, energy.....		IP	23120012	175.773	195.202	220.039	191.855	166.688	-13.1	34.9	
Inputs to nonresidential construction, goods less foods and energy.....		IP	23120013	150.397	151.469	150.804	150.563	151.024	0.3	14.3	
Inputs to nonresidential construction, services.....		IP	2312002	151.985	153.198	150.985	149.418	148.853	-0.4	6.2	
Inputs to nonresidential construction, trade services ²		IP	23120021	178.920	180.400	174.538	170.772	169.018	-1.0	2.6	
Inputs to nonresidential construction, transportation and warehousing services.....		IP	23120022	146.569	149.604	149.220	148.373	145.580	-1.9	18.3	
Inputs to nonresidential construction, services less trade, transportation, and warehousing.....		IP	23120023	115.755	115.970	116.724	117.100	118.492	1.2	6.3	
Inputs to commercial and healthcare structures, excluding capital investment, labor, and imports.....		06/10	IP	231210	152.519	154.639	154.943	153.253	152.432	-0.5	13.5
Inputs to commercial and healthcare structures, goods.....			IP	2312101	164.227	166.646	167.941	165.925	164.970	-0.6	16.3
Inputs to commercial and healthcare structures, energy.....	IP		23121012	168.071	185.616	208.981	183.961	161.496	-12.2	33.1	
Inputs to commercial and healthcare structures, goods less foods and energy.....	IP		23121013	151.975	153.103	152.680	152.503	153.199	0.5	15.1	
Inputs to commercial and healthcare structures, services.....	IP		2312102	152.385	154.166	152.039	150.844	150.203	-0.4	6.6	
Inputs to commercial and healthcare structures, trade services ²	IP		23121021	180.463	183.203	177.225	174.121	172.213	-1.1	3.0	
Inputs to commercial and healthcare structures, transportation and warehousing services.....	IP		23121022	146.569	149.604	149.220	148.373	145.580	-1.9	18.3	
Inputs to commercial and healthcare structures, services less trade, transportation, and warehousing.....	IP		23121023	115.744	115.959	116.763	117.252	118.727	1.3	6.2	
Inputs to commercial structures, excluding capital investment, labor, and imports.....	06/10		IP	231211	152.677	154.965	155.365	153.721	152.936	-0.5	13.6
Inputs to commercial structures, goods.....			IP	2312111	151.381	153.712	154.981	153.099	152.257	-0.5	16.4
Inputs to commercial structures, energy.....		IP	23121112	168.497	186.170	209.617	184.375	161.719	-12.3	33.3	
Inputs to commercial structures, goods less foods and energy.....		IP	23121113	152.183	153.408	153.051	152.875	153.636	0.5	15.2	
Inputs to commercial structures, services.....		IP	2312112	152.290	154.402	152.400	151.454	150.849	-0.4	6.5	
Inputs to commercial structures, trade services ²		IP	23121121	179.889	183.586	177.653	175.041	173.059	-1.1	2.7	
Inputs to commercial structures, transportation and warehousing services.....		IP	23121122	146.569	149.604	149.220	148.373	145.580	-1.9	18.3	
Inputs to commercial structures, services less trade, transportation, and warehousing.....		IP	23121123	119.393	119.620	120.428	120.911	122.373	1.2	6.1	
Inputs to healthcare structures, excluding capital investment, labor, and imports.....		06/10	IP	231212	152.830	154.682	154.769	153.056	152.202	-0.6	13.5
Inputs to healthcare structures, goods.....			IP	2312121	150.921	153.035	154.061	152.338	151.414	-0.6	16.3
Inputs to healthcare structures, energy.....	IP		23121212	167.101	184.321	207.459	182.999	161.005	-12.0	32.8	
Inputs to healthcare structures, goods less foods and energy.....	IP		23121213	151.688	152.705	152.103	152.045	152.674	0.4	15.2	
Inputs to healthcare structures, services.....	IP		2312122	154.242	155.391	153.084	151.438	150.778	-0.4	7.0	
Inputs to healthcare structures, trade services ²	IP		23121221	180.129	181.180	175.319	171.487	169.822	-1.0	3.6	
Inputs to healthcare structures, transportation and warehousing services.....	IP		23121222	146.569	149.604	149.221	148.373	145.580	-1.9	18.3	
Inputs to healthcare structures, services less trade, transportation, and warehousing.....	IP		23121223	116.745	117.009	117.814	118.287	119.789	1.3	6.4	
Inputs to industrial structures, excluding capital investment, labor, and imports.....	06/10		IP	231220	149.009	151.398	152.429	150.472	149.050	-0.9	12.0
Inputs to industrial structures, goods.....			IP	2312201	154.607	157.055	159.755	157.334	155.596	-1.1	15.3
Inputs to industrial structures, energy.....		IP	23122012	172.423	191.042	215.234	188.405	164.392	-12.7	34.1	
Inputs to industrial structures, goods less foods and energy.....		IP	23122013	143.061	143.845	144.376	144.376	144.817	0.3	13.6	
Inputs to industrial structures, services.....		IP	2312202	153.648	156.182	153.306	152.235	151.401	-0.5	4.5	
Inputs to industrial structures, trade services ²		IP	23122021	180.554	185.442	177.486	174.869	172.580	-1.3	-0.7	
Inputs to industrial structures, transportation and warehousing services.....		IP	23122022	146.569	149.604	149.220	148.373	145.580	-1.9	18.3	
Inputs to industrial structures, services less trade, transportation, and warehousing.....		IP	23122023	118.029	118.248	118.721	118.878	119.935	0.9	5.4	
Inputs to other nonresidential construction, excluding capital investment, labor, and imports.....		06/10	IP	231230	152.113	154.568	155.368	152.471	150.563	-1.3	13.0
Inputs to other nonresidential construction, goods.....			IP	2312301	162.127	165.484	167.779	164.121	161.418	-1.6	16.4
Inputs to other nonresidential construction, energy.....	IP		23123012	170.772	188.844	211.889	185.749	162.478	-12.5	34.5	
Inputs to other nonresidential construction, goods less foods and energy.....	IP		23123013	149.959	150.984	150.166	149.960	150.372	0.3	14.0	
Inputs to other nonresidential construction, services.....	IP		2312302	151.468	152.405	150.237	148.525	148.000	-0.4	6.1	
Inputs to other nonresidential construction, trade services ²	IP	23123021	178.238	179.112	173.454	169.429	167.756	-1.0	2.8		

See footnotes at end of table.

Table 14. Producer price indexes and percentage changes for net inputs to industries, excluding capital investment, labor, and imports; not seasonally adjusted — Continued
 [August 2022, Index base December 2014=100, unless otherwise indicated]

Title	Other index base	Commodity code		Unadjusted index ¹					Unadjusted 1-month percent change ¹	Unadjusted 12-month percent change ¹
		Group code	Item code	Apr. 2022	May 2022 ^P	June 2022 ^P	July 2022 ^P	Aug. 2022 ^P	July to Aug. ^P	Aug. 2021 to Aug. 2022 ^P
Inputs to other nonresidential construction, transportation and warehousing services.....		IP	23123022	146.569	149.604	149.220	148.373	145.580	-1.9	18.3
Inputs to other nonresidential construction, services less trade, transportation, and warehousing.....		IP	23123023	115.550	115.779	116.536	116.892	118.271	1.2	6.3
Inputs to highways and streets, excluding capital investment, labor, and imports.....		IP	231231	147.935	150.716	152.300	149.568	147.544	-1.4	13.1
Inputs to highways and streets, goods.....		IP	2312311	147.145	150.292	153.133	149.895	147.370	-1.7	16.0
Inputs to highways and streets, energy.....		IP	23123112	179.886	200.315	225.937	196.074	169.472	-13.6	35.8
Inputs to highways and streets, goods less foods and energy....		IP	23123113	146.474	147.481	147.475	147.567	148.064	0.3	13.6
Inputs to highways and streets, services.....		IP	2312312	147.849	149.570	147.591	146.326	145.740	-0.4	5.7
Inputs to highways and streets, trade services ²		IP	23123121	175.899	178.522	173.070	169.983	168.100	-1.1	1.4
Inputs to highways and streets, transportation and warehousing services.....		IP	23123122	143.497	146.469	146.093	145.263	142.529	-1.9	18.3
Inputs to highways and streets, services less trade, transportation, and warehousing.....		IP	23123123	114.115	114.369	115.230	115.626	117.170	1.3	6.6
Inputs to power and communication structures, excluding capital investment, labor, and imports.....		IP	231232	151.300	153.767	154.837	151.062	148.661	-1.6	12.2
Inputs to power and communication structures, goods.....		IP	2312321	156.027	159.787	162.800	157.439	153.512	-2.5	16.8
Inputs to power and communication structures, energy.....		IP	23123212	161.558	177.060	197.799	175.871	155.816	-11.4	32.9
Inputs to power and communication structures, goods less foods and energy.....		IP	23123213	153.845	154.581	153.071	151.949	152.143	0.1	13.2
Inputs to power and communication structures, services.....		IP	2312322	144.723	145.374	143.683	142.157	141.925	-0.2	5.9
Inputs to power and communication structures, trade services ²		IP	23123221	175.909	176.551	171.242	167.085	165.455	-1.0	3.5
Inputs to power and communication structures, transportation and warehousing services.....		IP	23123222	146.569	149.604	149.220	148.373	145.580	-1.9	18.3
Inputs to power and communication structures, services less trade, transportation, and warehousing.....		IP	23123223	115.825	116.105	116.720	116.928	118.008	0.9	6.1
Inputs to educational and vocational structures, excluding capital investment, labor, and imports.....		IP	231233	153.548	155.126	154.763	152.957	151.929	-0.7	12.9
Inputs to educational and vocational structures, goods.....		IP	2312331	152.273	154.053	154.394	152.516	151.347	-0.8	15.4
Inputs to educational and vocational structures, energy.....		IP	23123312	161.119	177.864	200.226	176.376	154.951	-12.1	33.0
Inputs to educational and vocational structures, goods less foods and energy.....		IP	23123313	152.097	152.769	151.477	151.224	151.554	0.2	14.3
Inputs to educational and vocational structures, services.....		IP	2312332	154.001	155.058	152.967	151.367	150.707	-0.4	7.1
Inputs to educational and vocational structures, trade services ²		IP	23123321	177.224	178.166	173.033	169.441	167.871	-0.9	4.1
Inputs to educational and vocational structures, transportation and warehousing services.....		IP	23123322	146.569	149.604	149.221	148.373	145.580	-1.9	18.3
Inputs to educational and vocational structures, services less trade, transportation, and warehousing.....		IP	23123323	116.591	116.766	117.531	117.996	119.428	1.2	6.2
Inputs to other misc. nonresidential construction, excluding capital investment, labor, and imports.....		IP	231234	152.516	155.015	155.192	152.340	150.503	-1.2	12.7
Inputs to other misc. nonresidential construction, goods.....		IP	2312341	149.112	152.619	154.136	151.065	148.674	-1.6	16.0
Inputs to other misc. nonresidential construction, energy.....		IP	23123412	175.963	195.456	220.253	191.933	166.694	-13.1	35.0
Inputs to other misc. nonresidential construction, goods less foods and energy.....		IP	23123413	149.366	151.014	149.749	149.662	149.980	0.2	13.8
Inputs to other misc. nonresidential construction, services.....		IP	2312342	154.815	155.094	152.399	150.110	149.516	-0.4	6.2
Inputs to other misc. nonresidential construction, trade services ²		IP	23123421	181.123	180.482	174.079	169.051	167.505	-0.9	3.0
Inputs to other misc. nonresidential construction, transportation and warehousing services.....		IP	23123422	146.569	149.604	149.220	148.373	145.580	-1.9	18.3
Inputs to other misc. nonresidential construction, services less trade, transportation, and warehousing.....		IP	23123423	115.620	115.840	116.558	116.920	118.274	1.2	6.4
Maintenance and repair construction										
Inputs to maintenance and repair construction, excluding capital investment, labor, and imports.....		IP	232000	153.549	154.516	154.023	150.400	149.004	-0.9	12.2
Inputs to maintenance and repair construction, goods.....	06/86	IP	2320001	330.274	337.954	343.272	336.051	330.896	-1.5	17.2
Inputs to maintenance and repair construction, energy.....		IP	23200012	193.051	216.987	245.513	210.170	179.730	-14.5	38.2
Inputs to maintenance and repair construction, goods less foods and energy.....		IP	23200013	146.401	147.687	147.282	147.464	148.160	0.5	14.8
Inputs to maintenance and repair construction, services.....		IP	2320002	160.843	158.380	153.915	149.767	149.637	-0.1	6.0
Inputs to maintenance and repair construction, trade services ²		IP	23200021	176.891	173.004	166.399	160.391	159.972	-0.3	4.8
Inputs to maintenance and repair construction, transportation and warehousing services.....		IP	23200022	146.569	149.604	149.220	148.373	145.580	-1.9	18.3
Inputs to maintenance and repair construction, services less trade, transportation, and warehousing.....		IP	23200023	115.399	115.392	116.127	116.584	118.307	1.5	6.3
Inputs to residential maintenance and repair, excluding capital investment, labor, and imports.....		IP	232100	153.376	152.828	151.120	147.864	147.370	-0.3	11.0
Inputs to residential maintenance and repair, goods.....	06/86	IP	2321001	305.638	310.824	314.037	309.755	307.246	-0.8	16.5
Inputs to residential maintenance and repair, energy.....		IP	23210012	192.686	215.905	243.759	209.373	178.964	-14.5	38.0

See footnotes at end of table.

Table 14. Producer price indexes and percentage changes for net inputs to industries, excluding capital investment, labor, and imports; not seasonally adjusted — Continued
 [August 2022, Index base December 2014=100, unless otherwise indicated]

Title	Other index base	Commodity code		Unadjusted index ¹					Unadjusted 1-month percent change ¹	Unadjusted 12-month percent change ¹
		Group code	Item code	Apr. 2022	May 2022 ^p	June 2022 ^p	July 2022 ^p	Aug. 2022 ^p	July to Aug. ^p	Aug. 2021 to Aug. 2022 ^p
Inputs to residential maintenance and repair, goods less foods and energy.....		IP	23210013	144.296	145.307	144.965	145.224	146.115	0.6	14.9
Inputs to residential maintenance and repair, services.....		IP	2321002	163.950	160.463	155.594	151.099	151.272	0.1	6.4
Inputs to residential maintenance and repair, trade services ²		IP	23210021	174.977	170.237	163.907	158.075	158.240	0.1	5.7
Inputs to residential maintenance and repair, transportation and warehousing services.....		IP	23210022	146.569	149.604	149.220	148.373	145.580	-1.9	18.3
Inputs to residential maintenance and repair, services less trade, transportation, and warehousing.....		IP	23210023	123.114	123.327	123.900	124.557	125.857	1.0	6.0
Inputs to nonresidential maintenance and repair, excluding capital investment, labor, and imports.....		IP	232200	154.013	155.670	155.569	151.761	149.849	-1.3	12.4
Inputs to nonresidential maintenance and repair, goods.....	06/86	IP	2322001	337.624	346.252	352.027	343.861	337.328	-1.9	16.9
Inputs to nonresidential maintenance and repair, energy.....		IP	23220012	193.162	216.371	244.310	209.857	179.342	-14.5	37.9
Inputs to nonresidential maintenance and repair, goods less foods and energy.....		IP	23220013	147.386	148.925	148.444	148.509	148.920	0.3	14.4
Inputs to nonresidential maintenance and repair, services.....		IP	2322002	160.229	158.337	153.887	149.794	149.500	-0.2	5.7
Inputs to nonresidential maintenance and repair, trade services ²		IP	23220021	179.452	175.995	168.837	162.456	161.796	-0.4	4.0
Inputs to nonresidential maintenance and repair, transportation and warehousing services.....		IP	23220022	146.569	149.604	149.220	148.373	145.580	-1.9	18.3
Inputs to nonresidential maintenance and repair, services less trade, transportation, and warehousing.....		IP	23220023	114.791	115.019	115.866	116.324	117.855	1.3	6.4
Manufacturing³										
Inputs to 325510, paint and coating manufacturing, excluding capital investment, labor, and imports.....	03/13	IP	325510	129.546	132.660	134.040	134.065	132.733	-1.0	9.6
Inputs to 325510, goods.....	03/13	IP	3255101	125.081	128.028	129.967	130.043	128.675	-1.1	9.6
Inputs to 325510, energy.....	03/13	IP	32551012	110.379	117.821	131.613	122.818	114.390	-6.9	24.3
Inputs to 325510, goods less foods and energy.....	03/13	IP	32551013	126.080	128.907	130.500	130.843	129.680	-0.9	9.3
Inputs to 325510, services.....	03/13	IP	3255102	150.068	154.112	151.279	150.924	149.981	-0.6	9.3
Inputs to 325510, trade services ²	03/13	IP	32551021	156.913	161.236	155.345	154.181	153.439	-0.5	3.5
Inputs to 325510, transportation and warehousing services.....	03/13	IP	32551022	136.672	140.261	140.475	140.909	139.818	-0.8	16.2
Inputs to 326100, plastics products manufacturing, excluding capital investment, labor, and imports.....	03/14	IP	326100	127.989	130.530	132.263	131.378	128.750	-2.0	2.8
Inputs to 326100, goods.....	03/14	IP	3261001	124.103	126.580	128.641	127.631	124.572	-2.4	0.7
Inputs to 326100, energy.....	03/14	IP	32610012	114.939	118.689	127.209	128.495	127.261	-1.0	14.7
Inputs to 326100, goods less foods and energy.....	03/14	IP	32610013	124.881	127.261	128.813	127.621	124.417	-2.5	-0.2
Inputs to 326100, services.....	03/14	IP	3261002	138.806	141.488	141.320	141.184	141.077	-0.1	13.5
Inputs to 326100, trade services ²	03/14	IP	32610021	152.265	156.123	155.244	154.077	153.808	-0.2	14.2
Inputs to 326100, transportation and warehousing services.....	03/14	IP	32610022	131.292	133.952	133.967	134.027	132.203	-1.4	15.3
Inputs to 326100, services less trade, transportation, and warehousing.....	03/14	IP	32610023	112.951	113.340	114.237	115.713	117.806	1.8	9.8
Inputs to 333130, mining and oil and gas field machinery mfg, excluding capital investment, labor, and imports.....	04/14	IP	333130	148.759	153.873	152.478	150.726	148.549	-1.4	4.9
Inputs to 333130, goods.....	04/14	IP	3331301	138.198	143.634	143.259	141.350	138.822	-1.8	5.2
Inputs to 333130, energy.....	04/14	IP	33313012	124.707	128.852	131.925	130.149	130.584	0.3	20.6
Inputs to 333130, goods less foods and energy.....	04/14	IP	33313013	138.544	144.005	143.575	141.662	139.084	-1.8	5.0
Inputs to 333130, services.....	04/14	IP	3331302	166.658	170.037	165.259	164.278	163.603	-0.4	4.3
Inputs to 333130, trade services ²	04/14	IP	33313021	191.336	196.031	185.919	183.610	181.457	-1.2	-2.3
Inputs to 333130, transportation and warehousing services.....	04/14	IP	33313022	131.601	134.331	135.301	133.897	131.935	-1.5	18.5
Inputs to 333130, services less trade, transportation, and warehousing.....	04/14	IP	33313023	135.076	136.670	135.544	136.722	138.951	1.6	8.4
Inputs to 336111, automobile manufacturing, excluding capital investment, labor, and imports.....	02/14	IP	336111	129.058	130.004	130.786	131.395	132.093	0.5	9.2
Inputs to 336111, goods.....	02/14	IP	3361111	114.173	115.283	115.800	116.248	116.828	0.5	7.4
Inputs to 336111, goods less foods and energy.....	02/14	IP	33611113	114.173	115.283	115.800	116.248	116.828	0.5	7.4
Inputs to 336111, services.....	02/14	IP	3361112	164.214	164.594	166.114	167.156	168.158	0.6	12.9
Inputs to 336111, trade services ²	02/14	IP	33611121	164.898	165.086	166.737	167.910	169.181	0.8	12.6
Inputs to 336111, transportation and warehousing services.....	02/14	IP	33611122	148.881	151.964	151.575	150.714	147.877	-1.9	18.3
Inputs to 336411, airplane manufacturing, excluding capital investment, labor, and imports.....	02/14	IP	336411	125.321	126.569	126.854	126.637	126.530	-0.1	5.1
Inputs to 336411, goods.....	02/14	IP	3364111	117.363	118.775	119.318	119.027	118.821	-0.2	4.7
Inputs to 336411, energy.....	02/14	IP	33641112	151.009	160.417	153.056	134.409	132.049	-1.8	49.2
Inputs to 336411, goods less foods and energy.....	02/14	IP	33641113	117.459	118.865	119.415	119.142	118.938	-0.2	4.7
Inputs to 336411, services.....	02/14	IP	3364112	153.276	153.925	153.278	153.327	153.577	0.2	6.3
Inputs to 336411, trade services ²	02/14	IP	33641121	172.180	173.444	172.388	172.567	172.997	0.2	8.0
Inputs to 336411, transportation and warehousing services.....	02/14	IP	33641122	147.884	150.947	150.560	149.704	146.887	-1.9	18.3
Inputs to 336411, services less trade, transportation, and warehousing.....	02/14	IP	33641123	127.636	127.428	127.101	127.180	127.713	0.4	2.9

See footnotes at end of table.

Table 14. Producer price indexes and percentage changes for net inputs to industries, excluding capital investment, labor, and imports; not seasonally adjusted — Continued
 [August 2022, Index base December 2014=100, unless otherwise indicated]

Title	Other index base	Commodity code		Unadjusted index ¹					Unadjusted 1-month percent change ¹	Unadjusted 12-month percent change ¹
		Group code	Item code	Apr. 2022	May 2022 ^p	June 2022 ^p	July 2022 ^p	Aug. 2022 ^p	July to Aug. ^p	Aug. 2021 to Aug. 2022 ^p
Inputs to 336611, ship building and repairing, excluding capital investment, labor, and imports.....	02/14	IP	336611	140.416	142.421	142.186	141.562	141.564	0.0	7.6
Inputs to 336611, goods.....	02/14	IP	3366111	133.983	135.995	136.113	135.235	134.752	-0.4	8.0
Inputs to 336611, energy.....	02/14	IP	33661112	121.352	123.081	134.612	136.732	137.937	0.9	15.9
Inputs to 336611, goods less foods and energy.....	02/14	IP	33661113	134.330	136.349	136.108	135.136	134.599	-0.4	7.7
Inputs to 336611, services.....	02/14	IP	3366112	149.619	151.530	150.488	150.475	151.596	0.7	6.8
Inputs to 336611, trade services ²	02/14	IP	33661121	189.973	193.858	186.791	184.881	183.862	-0.6	4.3
Inputs to 336611, transportation and warehousing services.....	02/14	IP	33661122	134.725	137.526	139.840	137.756	136.296	-1.1	18.8
Inputs to 336611, services less trade, transportation, and warehousing.....	02/14	IP	33661123	133.251	134.406	134.253	135.058	137.072	1.5	5.6
Services³										
Inputs to 484000, truck transportation, excluding capital investment, labor, and imports.....	03/14	IP	484000	156.052	162.186	173.103	161.422	152.507	-5.5	28.1
Inputs to 484000, goods.....	03/14	IP	4840001	168.676	186.839	210.359	181.973	158.719	-12.8	50.2
Inputs to 484000, energy.....	03/14	IP	48400012	165.329	183.742	207.576	178.768	155.138	-13.2	52.6
Inputs to 484000, goods less foods and energy.....	03/14	IP	48400013	109.101	109.285	109.694	109.994	110.829	0.8	5.1
Inputs to 484000, services.....	03/14	IP	4840002	138.979	134.946	135.018	137.592	140.865	2.4	12.7
Inputs to 484000, trade services ²	03/14	IP	48400021	185.988	164.025	166.447	176.302	192.542	9.2	31.0
Inputs to 484000, transportation and warehousing services.....	03/14	IP	48400022	136.453	135.965	134.858	136.251	136.569	0.2	9.7
Inputs to 484000, services less trade, transportation, and warehousing.....	03/14	IP	48400023	119.191	119.552	120.259	120.633	121.406	0.6	4.5
Inputs to 621A00, offices of health practitioners, excluding capital investment, labor, and imports.....	03/13	IP	621A00	126.012	126.724	127.737	128.284	128.875	0.5	5.6
Inputs to 621A00, goods.....	03/13	IP	621A001	136.247	136.971	138.513	139.358	139.598	0.2	6.7
Inputs to 621A00, energy.....	03/13	IP	621A0012	120.122	121.478	133.969	137.123	138.508	1.0	14.7
Inputs to 621A00, goods less foods and energy.....	03/13	IP	621A0013	137.946	138.628	139.405	140.091	140.252	0.1	6.2
Inputs to 621A00, services.....	03/13	IP	621A002	122.194	122.907	123.672	124.078	124.845	0.6	5.1
Inputs to 621A00, trade services ²	03/13	IP	621A0021	142.153	146.384	144.894	145.837	147.286	1.0	7.6
Inputs to 621A00, transportation and warehousing services.....	03/13	IP	621A0022	113.457	115.841	123.577	118.989	120.164	1.0	19.9
Inputs to 621A00, services less trade, transportation and warehousing.....	03/13	IP	621A0023	117.342	117.402	118.282	118.767	119.397	0.5	4.1
Inputs to 813000, membership associations and organizations, excluding capital investment, labor, and imports.....	05/14	IP	813000	147.277	149.660	149.592	147.058	148.947	1.3	4.7
Inputs to 813000, goods.....	05/14	IP	8130001	151.887	163.211	178.541	164.237	152.188	-7.3	26.0
Inputs to 813000, energy.....	05/14	IP	81300012	167.969	183.915	207.033	184.692	165.198	-10.6	30.0
Inputs to 813000, goods less foods and energy.....	05/14	IP	81300013	124.973	128.056	129.355	129.558	130.967	1.1	17.8
Inputs to 813000, services.....	05/14	IP	8130002	144.465	145.561	143.240	142.300	146.218	2.8	1.9
Inputs to 813000, trade services ²	05/14	IP	81300021	129.778	130.168	132.744	132.013	131.770	-0.2	8.9
Inputs to 813000, transportation and warehousing services.....	05/14	IP	81300022	123.628	124.328	124.004	127.707	127.251	-0.4	11.2
Inputs to 813000, services less trade, transportation, and warehousing.....	05/14	IP	81300023	145.597	146.729	144.190	142.911	147.201	3.0	1.3
Inputs to 813000, maintenance and repair construction.....	05/14	IP	8130003	128.262	129.303	130.444	131.929	132.082	0.1	10.7

¹ All indexes are subject to revision for 4 months after their originally scheduled publication to incorporate late reports and corrections by survey respondents.

² Trade indexes measure changes in margins received by wholesalers and retailers.

³ PPI data for these Net Inputs to Industry Indexes are organized by Bureau of Economic Analysis (BEA) Industry code. The set of products included in an industry input index and the weights for each commodity included in the index are derived from the BEA's Input-Output Accounts Use of Commodities by Industry table in conjunction with U.S. Census Bureau revenue data. For more information, visit <https://www.bls.gov/ppi/notices/2015/updated-inputs-to-industry-producer-price-indexes.htm> online.

p Preliminary

Technical Note

Brief Explanation of Producer Price Indexes

The Producer Price Index (PPI) of the Bureau of Labor Statistics (BLS) is a family of indexes that measures the average change over time in prices received (price changes) by producers for domestically produced goods, services, and construction. PPIs measure price change from the perspective of the seller. This contrasts with other measures, such as the Consumer Price Index (CPI). CPIs measure price change from the purchaser's perspective.

More than 10,000 PPIs for individual products and groups of products are released each month. PPIs are available for the products of virtually every industry in the mining and manufacturing sectors. Over time, new PPIs have been introduced for products of industries in the services and construction sectors of the U.S. economy. As of January 2022, the PPI covered 71 percent of services as measured by 2012 Census revenue, and 31 percent of construction.

More than 64,000 price quotations per month are organized into three sets of PPIs: (1) Final demand-Intermediate demand (FD-ID) indexes, (2) commodity indexes, and (3) indexes for the net output of industries and their products. The FD-ID structure organizes products by class of buyer and degree of fabrication as well as by stage of production. The commodity structure organizes products by similarity of end use or product type. The entire output of various industries is sampled to derive price indexes for the net output of industries and their products.

Final Demand–Intermediate Demand Indexes

The PPI FD-ID structure measures price change for goods, services, and construction sold to final demand and to intermediate demand. The FD-ID system replaced the PPI stage-of-processing (SOP) system as PPI's primary aggregation model with the release of data for January 2014. The FD-ID model expands coverage beyond that of the SOP system through the addition of services, construction, exports, and government purchases.

Compared with finished goods under the SOP system, the PPI for final demand goods includes nearly a 50 percent expansion of coverage. This increase can be traced to the addition of government purchases and exports. For overall final demand, expansion to include final demand services represents an even larger increase in coverage. In December 2021, final demand goods were about 33 percent of overall final demand, final demand services were roughly 65.1 percent, and final demand construction was about 1.7 percent of final demand. Within intermediate demand, coverage of services for intermediate demand resulted in about a 45 percent increase in coverage of the intermediate demand portion of the economy.

FD-ID indexes are constructed from commodity-based producer output price indexes. Commodities are allocated to aggregate indexes primarily based on the type of buyer. The main source of data used to determine the type of buyer is the "Use of commodities by industries, before redefinition," table

from the Benchmark Input-Output Accounts of the U.S. In many cases, the same commodity is purchased by different types of buyers. As a result, commodities are often included in several FD-ID indexes. For example, regular gasoline is purchased for personal consumption, export, government use, and business use. The PPI program publishes only one commodity index for regular gasoline (wpu057104), reflecting sales to all types of buyers, and this index is used in all aggregations regardless of whether the gasoline is sold for personal consumption, as an export, to government, or to businesses. Proportions based on BEA "Use of Commodities" data are used to allocate the correct portion of the total weight of gasoline to each use category. In cases when buyer type is an important price determining characteristic, indexes are created based on specific buyer type. For example, within the PPI category for loan services, separate indexes for consumer loans and business loans were constructed. For more information relating to the FD-ID structure, see "A new, experimental system of indexes from the PPI program" in the February 2011 *Monthly Labor Review*.

Final Demand: The final demand portion of the FD-ID structure measures price change for commodities sold for personal consumption, capital investment, government, and export. The system is composed of six main price indexes: final demand goods; final demand trade services; final demand transportation and warehousing services; final demand services less trade, transportation, and warehousing; final demand construction; and overall final demand.

The final demand goods index measures price change for both unprocessed and processed goods sold to final demand. Fresh fruits sold to consumers and computers sold for capital investment are examples of transactions included in the final demand goods price index. The final demand trade services index measures price change for the retailing and wholesaling of merchandise sold to final demand, generally without transformation. (Trade indexes measure changes in margins received by wholesalers and retailers.) The final demand transportation and warehousing services index tracks price change for transportation of passengers, as well as, transportation of cargo sold to final demand, and also includes prices for warehousing and storage of goods sold to final demand. The final demand services less trade, transportation, and warehousing index measures price change for all services other than trade and transportation sold to final demand. Publishing, banking, lodging, and health care are examples of these services. The final demand construction index tracks price change for new construction, as well as maintenance and repair construction sold to final demand. Construction of office buildings is an example of a commodity that would be included in the final demand construction index. Lastly, the overall final demand index tracks price change for all types of commodities sold to final demand by combining the five final demand component indexes described above.

Intermediate Demand: The intermediate demand portion of the FD-ID system tracks price change for goods, services, and construction products sold to businesses as inputs to

production, excluding capital investment. The system includes two parallel treatments of intermediate demand. The first treatment organizes intermediate demand commodities by type. The second organizes intermediate demand commodities into production stages, with the explicit goal of developing a forward-flow model of production and price change.

The intermediate demand by commodity type portion of the system organizes commodities by similarity of product. The system is composed of six main price indexes: unprocessed goods for intermediate demand; processed goods for intermediate demand; intermediate demand trade services; intermediate demand transportation and warehousing services; intermediate demand services less trade, transportation, and warehousing; and intermediate demand construction.

The unprocessed goods for intermediate demand price index measures price change for goods sold to businesses as inputs to production that have undergone no fabrication. Crude petroleum sold to refineries is an example of an unprocessed good sold to intermediate demand. The processed goods for intermediate demand index tracks price change for fabricated goods sold as business inputs. Examples include car parts sold to car manufacturers and gasoline sold to trucking companies. The index for trade services for intermediate demand measures price change for the services of retailing and wholesaling goods purchased by businesses as inputs to production. The intermediate demand transportation and warehousing services index measures price change for business travel, as well as, transportation and warehousing of cargo sold to intermediate demand. The intermediate demand services less trade, transportation, and warehousing index measures price change for services other than trade, transportation, and warehousing sold as inputs to production. Legal and accounting services purchased by businesses are examples of intermediate demand services excluding trade, transportation, and warehousing. Finally, the construction for intermediate demand index measures price change for construction purchased by firms as inputs to production. The index for construction for intermediate demand tracks price change for maintenance and repair construction purchased by firms.

The production flow treatment of intermediate demand is a stage-based system of price indexes. These indexes can be used to study price transmission across stages of production and final demand. This system is constructed in a manner that maximizes forward flow of production between stages, while minimizing back-flow of production. The production flow treatment contains four main indexes: intermediate demand stage 1, intermediate demand stage 2, intermediate demand stage 3, and intermediate demand stage 4.

Indexes for the four stages were developed by first assigning each industry in the economy to one of four stages of production, where industries assigned to the fourth stage primarily produce output consumed as final demand, industries in the third stage primarily produce output consumed by stage 4 industries, industries assigned to the second stage primarily produce output consumed by stage 3 industries, and industries assigned to the first stage produce output primarily consumed by stage 2 industries. The four indexes then track prices for the net inputs consumed by industries in each of the four stages of production. The stage 4

intermediate demand index, for example, tracks price change for inputs consumed, but not produced, by industries included in the fourth stage of production. Hence, the index tracks price change in inputs to industries that primarily produce final demand commodities (stage 4 producers primarily produce commodities sold to final demand).

Examples of heavily weighted goods-producing industries in stage 4 include the manufacture of light trucks and utility vehicles, automobiles, and pharmaceuticals. Retail trade, food service and drinking places, and hospitals are examples of heavily weighted service industries included in stage 4. Stage 4 also includes all new construction industries. Examples of goods consumed by stage 4 industries include motor vehicle parts, commercial electric power, plastic construction products, biological products, and beef and veal. Engineering services, machinery and equipment wholesaling, long distance motor carrying, and legal services constitute examples of services consumed by stage 4 industries.

Examples of highly weighted goods-producing industries included in stage 3 are motor vehicle parts manufacturing, animal (except poultry) slaughtering and processing, and semiconductor manufacturing. Services industries classified in stage 3 include wholesale trade; insurance carriers; architecture, engineering, and related services; and hotels and motels. Examples of goods consumed by stage 3 industries include slaughter steers and heifers, industrial electric power, and hot rolled steel bars, plates, and structural shapes. Services commonly consumed by stage 3 industries include commissions from sales of property and casualty insurance, business loans, temporary help services, and administrative and general management consulting services.

Petroleum refineries; electricity generation, transmission, and distribution; natural gas distribution; cattle ranching and farming; and plastic materials and resin manufacturing are among the goods-based industries assigned to stage 2. Services industries that are heavily weighted in stage 2 include management of companies and enterprises; non-depository credit intermediation; insurance agencies and brokerages; and services to buildings and dwellings. Goods commonly purchased by stage 2 industries include crude oil, natural gas, formula feeds, and primary basic organic chemicals. Services that are heavily weighted in the intermediate demand stage 2 index are legal services, business loans, and cellular phone and other wireless telecommunication.

Goods producing industries in stage 1 include oil and gas extraction, paper mills, and grain farming. Real estate, legal services, and advertising services are examples of highly weighted services industries included in stage 1. Examples of goods consumed by stage 1 industries are commercial and industrial electric power and gasoline. Services commonly consumed by stage 1 industries include solid waste collection, chemicals and allied products wholesaling, and guestroom or unit rental. It should be noted that all inputs purchased by stage 1 industries are by definition produced either within stage 1 or by latter stages of processing, leaving stage 1 less useful for price transmission analysis. For additional information on industry stage assignments, see www.bls.gov/ppi/fd-id/ppi-intermediate-demand-by-production-flow-industry-stage-assignments.htm.

Comparing the PPI with CPI

Although some data users utilize the PPI as a potential indicator of the Consumer Price Index (CPI), there are many reasons why the PPI and the CPI may diverge. The scope of the personal consumption portion of the PPI includes all marketable output sold by domestic producers for households. The scope of the CPI includes goods and services provided by business or government, where explicit user charges are paid by consumers. For example, the most heavily weighted item in the CPI, owners' equivalent rent, is excluded from the PPI. The scope of the CPI includes imports. The PPI excludes imports. The CPI only includes components of personal consumption directly paid for by the consumers, while the PPI includes components of personal consumption that may not be paid for by consumers. For example, the PPI includes medical services paid for by third parties. In contrast to CPI, PPI does not completely cover services. PPIs exclude taxes, since they do not represent producer revenue. Conversely, sales and other taxes paid by consumers are part of household expenditure and are included in the CPI. Additional technical differences between PPI and CPI also exist. For more information see "Comparing new final demand producer price indexes with other Government price indexes," *Monthly Labor Review*, January 2014, at www.bls.gov/opub/mlr/.

Commodity Indexes

The commodity classification of the PPI organizes goods, services, and construction by similarity of product or end use, disregarding industry of origin. With the release of data for July 2009, PPI expanded its commodity structure to include indexes for services and construction products. Prior to this date, the PPI commodity structure only included products from goods producing sectors. Table 9 of the *PPI Detailed Report* includes data for commodity indexes, organized in a hierarchal structure, including major groupings, subgroups, product classes, sub-product classes, and individual items.

Industry Net-Output Price Indexes

PPIs for the net output of industries and their products are grouped according to the North American Industry Classification System (NAICS). Prior to the release of January 2004, industry-based PPIs were published according to the Standard Industrial Classification (SIC) system. Industry price indexes are compatible with other economic time series organized by industry, such as data on employment, wages, and productivity. Table 11 of the *PPI Detailed Report* includes data for NAICS industries and industry groups (3-, 4-, 5-, and 6-digit codes), Census product classes (7- and 8-digit codes), products (9-digit codes), more detailed sub-products (11-digit codes), and, for some industries, indexes for other sources of revenue.

Indexes may represent one of three kinds of product categories. Every industry has primary product indexes that show changes in prices received by establishments classified in the industry for products made primarily, but not necessarily exclusively, by that industry. The industry classification of an establishment is determined by which products make up a plurality of its total shipment value. In

addition, most industries have secondary product indexes that show changes in prices received by establishments for products chiefly made in some other industry. Some industries have miscellaneous receipts indexes that track price changes for other sources of revenue received by establishments within the industry that are not derived from sales of their products; for example, resales of purchased materials, or revenues from parking lots owned by a manufacturing plant.

Data Collection

PPIs are constructed using selling prices reported by establishments of all sizes, selected by probability sampling, with the probability of selection proportionate to size. Individual items and transaction terms also are chosen by probability proportionate to size. BLS strongly encourages cooperating companies to supply actual transaction prices at the time of shipment to minimize the use of list prices. Prices submitted by survey respondents are effective on the Tuesday of the week containing the 13th day of the month. The survey is conducted online via the BLS Internet Data Collection Facility (IDCF). Data provided by survey respondents are supplemented with data from other sources for some areas.

Price data are provided by survey respondents on a voluntary and confidential basis; only sworn BLS employees are allowed access to individual company price reports. BLS publishes price indexes, not actual prices. All PPIs are subject to monthly revisions up to 4 months after original publication to reflect the availability of late reports and corrections by respondents.

BLS periodically updates the PPI sample of survey respondents to better reflect current conditions when the structure, membership, technology, or product mix of an industry shifts significantly and to spread reporting burden among smaller firms. Information on these resampling efforts are noted in the *PPI News Release* and *PPI Detailed Report* in the months they occur.

As part of an ongoing effort to expand coverage to sectors of the economy other than mining and manufacturing, an increasing number of service and construction sector industries have been introduced into the PPI. The following list of industries introduced since the mid-1990s includes the month and year in which an article describing the industry's content appeared in the *PPI Detailed Report*.

Service and construction sector industries introduced into the Producer Price Index, by SIC or NAICS code and the *PPI Detailed Report* that announces their introduction

Title	Code	<i>PPI Detailed Report Issue</i>
	SIC	
Wireless telecommunications	4812	July 1999
Telephone communications, except radio telephone	4813	July 1995
Television broadcasting	4833	July 2002
Grocery stores	5411	July 2000
Meat and fish (seafood) markets	5421	July 2000
Fruit and vegetable markets	5431	July 2000
Candy, nut, and confectionery stores ...	5441	July 2000
Retail bakeries	5461	July 2000

Title	Code	PPI Detailed Report Issue
SIC		
Miscellaneous food stores	5499	July 2000
New car dealers	5511	July 2000
Gasoline service stations	5541	January 2002
Boat dealers	5551	January 2002
Recreational vehicle dealers	5561	January 2002
Miscellaneous retail	59	January 2001
Security brokers, dealers, and investment bankers	6211	January 2001
Investment advice	6282	January 2003
Life insurance carriers	6311	January 1999
Property and casualty insurance	6331	July 1998
Insurance agencies and brokerages	6412	January 2003
Operators and lessors of nonresidential buildings	6512	January 1996
Real estate agents and managers	6531	January 1996
Prepackaged software	7372	January 1998
Data processing services	7374	January 2002
Home health care services	8082	January 1997
Legal services	8111	January 1997
Engineering design, analysis, and consulting services	8711	January 1997
Architectural design, analysis, and consulting services	8712	January 1997
Premiums for property and casualty insurance	9331	July 1998
NAICS		
New Industrial building construction	236211	January 2008
New warehouse building construction ..	236221	July 2005
New school construction	236222	July 2006
New office construction	236223	January 2007
New health care building construction...	236224	January 2013
Concrete contractors, nonresidential building work	23811X	July 2008
Roofing contractors, nonresidential building work	23816X	July 2008
Electrical contractors, nonresidential building work	23821X	July 2008
Plumbing / HVAC contractors, nonresidential building work	23822X	July 2008
Merchant wholesalers, durable goods ..	423	July 2005
Merchant wholesalers, nondurable goods	424	July 2005
Electronics and appliance stores	443	January 2004
Building material and garden equipment and supplies dealers.....	444	January 2004
Sporting goods, hobby, book, and music stores	451	January 2004
General merchandise stores	452	January 2004
Miscellaneous store retailers	453	January 2004
Pipeline transportation of natural gas....	486210	June 2022
Internet service providers	518111	July 2005
Internet publishing and web search portals	519130	January 2010
Commercial banking	522110	January 2005
Savings institutions	522120	January 2005
Direct health and medical insurance carriers	524114	July 2004

Title	Code	PPI Detailed Report Issue
NAICS		
Construction, mining, and forestry machinery and equipment rental and leasing	532412	January 2005
Management consulting services	541610	January 2007
Security guards and patrol services	561612	July 2005
Offices of dentists	621210	January 2011
Blood and organ banks	621991	January 2007
Amusement and theme parks	713110	July 2006
Golf courses and country clubs	713910	July 2006
Fitness and recreational sports centers .	713940	July 2005
Commercial machinery repair and maintenance.....	811310	July 2007

Weights

Weights for most commodity groupings of the PPI, as well as, weights for commodity-based aggregate indexes calculated from commodity groupings, such as FD-ID indexes, currently reflect 2012 values of shipments as reported in the *Census of Manufactures* and other sources. From January 2012 to December 2017, PPI weights were derived from 2007 shipment values. Industry indexes now are calculated under the 2017 NAICS structure utilizing 2012 value of shipment weights and 2007 net output ratios. The periodic update of the value weights used to calculate the PPI is done to more accurately reflect changes in production and marketing patterns in the economy.

Net output values of shipments are used as weights for industry indexes. Net output values refer to the value of shipments from establishments within the industry to buyers outside the industry. However, weights for commodity indexes are based on gross shipment values, including values of shipments between establishments within the same industry. As a result, broad commodity grouping indexes, such as the PPI for All Commodities (which is composed of major commodity groupings 01 through 15), are affected by the multiple counting of price change at successive stages of processing, which can lead to exaggerated or misleading signals about inflation. The intermediate demand by commodity type FD-ID indexes partially correct for this defect, but industry indexes, final demand FD-ID indexes, and intermediate demand by production flow FD-ID indexes consistently correct for this at all levels of aggregation. Therefore, industry and FD-ID indexes are more appropriate than broad commodity groupings for analysis of general price trends.

Price Index Reference Base

Effective with publication of January 1988 data, many important PPI series (including most commodity groups and individual items) were placed on a new reference base, 1982 = 100. From 1971 through 1987, the standard reference base for most PPI series was 1967 = 100. Except for rounding differences, the shift to the new reference base did not alter any previously published percent changes for affected PPI

series. (See “Calculating Index Changes,” below.) The 1982 reference base is not used for commodity indexes with a base later than December 1981 or for industry net output indexes and their products. The FD-ID indexes typically have a reference base of November 2009 = 100.

For further information on the underlying concepts and methodology of the Producer Price Index, see chapter 14, “Producer Prices,” in the *BLS Handbook of Methods*. This chapter can be downloaded from the BLS Web site at www.bls.gov/opub/hom/homch14.htm.

Calculating Index Changes

Each PPI measures price changes from a reference period that equals 100.0. An increase of 5.5 percent from the reference period in the Final Demand Goods Price Index, for example, is shown as 105.5. This change also can be expressed in dollars, as follows: prices received by domestic producers of a sample of final demand goods have risen from \$100 in November 2009 to \$105.50. Likewise, a current index of 90.0 would indicate that prices received by producers of final demand goods are 10 percent lower than they were in November 2009.

Movements of price indexes from one month to another are usually expressed as percent changes, rather than as changes in index points. Index point changes are affected by the level of the index in relation to its base period, whereas percent changes are not. The following example shows the computation of index point and percent changes.

Index point change

Final Demand Goods Price Index	107.5
Less previous index	104.0
Equals index point change	3.5

Index percent change

Index point change	3.5
Divided by the previous index	104.0
Equals	0.034
Result multiplied by 100	0.034 x 100
Equals percent change	3.4

Seasonally Adjusted and Unadjusted Data

Because price data are used for different purposes by different groups, BLS publishes seasonally adjusted and unadjusted changes each month. Seasonally adjusted data are preferred for analyzing general price trends in the economy because these data eliminate the effect of changes that normally occur at about the same time, and in about the same magnitude, every year—such as price movements resulting from normal weather patterns, regular production and marketing cycles, model changeovers, seasonal discounts, and holidays. For these reasons, seasonally adjusted data more clearly reveal underlying trends. Unadjusted data are of primary interest to users who need information that can be related to actual dollar values of transactions. Individuals requiring this information include marketing specialists, purchasing agents, budget and cost analysts, contract

specialists, and commodity traders. It is the unadjusted data that are generally cited when escalating long-term contracts such as purchasing agreements or real estate leases. For more information, see *Price Adjustment Guide for Contracting Parties*, on the Web at: www.bls.gov/ppi/publications/price-adjustment-guide-for-contracting-parties.htm.

Seasonal adjustment is accomplished using X-13 ARIMA, a software package published by the U.S. Census Bureau. Each year, the seasonal status of most commodity indexes is reevaluated to reflect more recent price behavior. Industry net output indexes are not seasonally adjusted. For time series that exhibit seasonal pricing patterns, new seasonal factors are estimated and applied to the unadjusted data from the prior 5 years. Updated seasonally adjusted indexes replace the most recent 5 years of seasonal data.

Seasonal factors may be applied to series using either a direct or an aggregative method. Generally, commodity indexes are seasonally adjusted using direct seasonal adjustment, which produces a more complete elimination of seasonal movements than does the aggregative method. However, the direct seasonal adjustment process may not yield figures that possess additive consistency. Thus, a seasonally adjusted index for a broad category that is directly adjusted may not be logically consistent with all seasonally adjusted indexes for its components. Seasonal movements for FD-ID indexes are derived indirectly through an aggregative method that combines movements of a wide variety of subproduct class (six-digit) series.

Seasonally adjusted indexes can become problematic when previously stable and predictable price patterns abruptly change. If the new pattern persists, the seasonal adjustment method will eventually reflect it; if the pattern keeps shifting, however, seasonally adjusted data will become chronically troublesome. This problem occurs relatively infrequently for farm and food-related products, but has more often affected manufactured products such as automobiles and steel.

Since January 1988, the PPI has used Intervention Analysis Seasonal Adjustment methods to enhance the calculation of seasonal factors. With this technique, outlier values that may distort the seasonal pattern are removed from the data prior to applying the standard seasonal factor estimation procedure. For example, a possible economic cause for large price movements for petroleum-based products might have been the COVID-19 pandemic. In this case, intervention techniques allowed for better estimates of seasonally adjusted data. On the whole, very few series have required intervention. Out of over 400 seasonally adjusted commodity series, 76 were subject to intervention in 2022.

For more information relating to seasonal adjustment methods, see “PPI and CPI Seasonal Adjustment: an Update” in the July 2010 *Monthly Labor Review*, and “PPI and CPI Seasonal Adjustment During the COVID-19 Pandemic” in the May 2022 *Monthly Labor Review*.

Producer Price Index Data on the Internet

In 1995, the BLS began posting PPI series, news releases, and technical information to the internet. There were more than 9 million instances of PPI data being downloaded from the BLS website during 2021.

Retrieving PPI data from the PPI Web site

PPI data can be obtained online (www.bls.gov/ppi). On this page, under the tab labeled “Featured PPI databases” links provide the following methods of data retrieval:

- **Top Picks** is a form-based application for both Industry Data and Commodity Data that allows the user to quickly obtain PPI time series data by selecting the high-level aggregate and other commonly requested time series, including the All Commodities Index and the FD-ID indexes (for example, Final Demand). Within each list, any one—or all—of the time series shown can be selected. A user can modify the date range and output options after executing the query, using the reformat button above the data output table.
- **One-Screen Data Search and Multi-Screen Data Search** are form-based query applications for both Industry Data and Commodity Data designed for users unfamiliar with the PPI coding structure. These applications guide a user through the PPI classification by listing index titles and do not require knowledge of commodity or industry codes. Data retrieved are based on a query formulated by selecting data characteristics from lists provided. Two options are available to create customized tables, depending on a user’s browser capability. The one-screen option is a JavaScript application that uses a single screen to guide a user through the available time series data. The second option is a multiple-screen, non-Java-based application. Both methods allow a user to browse the PPI coding structure and select multiple series. Users can modify the date range and output options after executing the query using the reformat button above the data output table.
- **Series Report** is a form-based application that allows users to input multiple, formatted PPI time series identifiers (commodity or industry codes) as inputs in extracting data according to a specified set of date ranges and output options. This application provides the most efficient path for users who are familiar with the format of PPI time series identifiers. There are five alphabetic prefixes used to create unique PPI time series identifiers: WP, WD, PC, PD, and ND. Each provides the user access to a different PPI database. Adding either a “u” (not seasonally adjusted) or an “s” (seasonally adjusted) to the end of these prefixes further specifies the type of data needed.

EXAMPLES

For commodity and FD-ID indexes, series identifiers combine a “wpu” prefix (not seasonally adjusted) or a “wps” prefix (seasonally adjusted) with a commodity code.

<u>Commodity code</u>	<u>Provides data for:</u>
wps141101	Passenger cars, seasonally adjusted
wpu141101	Passenger cars, not seasonally adjusted
wpufd4	Final demand, not seasonally adjusted
wpsid63	Services for intermediate demand, seasonally adjusted

For discontinued commodity indexes, series identifiers combine a “wdu” prefix (not seasonally adjusted) or a “wds” prefix (seasonally adjusted) with a commodity code.

<u>Commodity code</u>	<u>Provides data for:</u>
wds019	Other farm products, seasonally adjusted
wdu0635	Preparations, ethical (prescription), not seasonally adjusted
wdusi138011	Stainless steel mill products, not seasonally adjusted

Current price indexes grouped by industry according to NAICS have series identifiers that begin with the prefix “pcu.” After the prefix, there are 12 digits (the 6-digit industry code is listed twice) followed by up to 7 alphanumeric characters identifying product detail. Dashes are used as placeholders for higher-level industry group codes.

<u>Industry-product code, current NAICS series</u>	<u>Provides data for:</u>
pcu325---325---	Chemical manufacturing
pcu336110336110	Automobile and light duty motor vehicle manufacturing
pcu621111621111411	Offices of physicians, one- and two-physician practices and single-specialty group practices, general/family practice

Discontinued industry-product codes based on SIC combine a “pdu” prefix and “#” between the fourth and fifth characters of the product code. Series identifiers for the discontinued dataset use underscores as placeholders to complete a reference to an SIC industry group code of fewer than four digits. (All PPI industry-based indexes organized by SIC were discontinued with the introduction of NAICS in 2004.)

<u>Industry-product code, discontinued SIC series</u>	<u>Provides data for:</u>
pdu28_#	Chemicals and allied products
pdu331_#	Blast furnaces, steel works, and rolling and finishing mills
pdu3711#111	Passenger cars

Price indexes for discontinued series grouped by industry according to NAICS have identifiers that begin with the prefix “ndu”. After the prefix, there are 12 numeric digits (the 6-digit industry code is listed twice), and up to 7 additional alphanumeric characters that identify product detail. Dashes are used as placeholders for higher-level group codes.

*Industry-product code,
discontinued NAICS series*
ndu212231212231
ndu2122312122312
ndu212231212231214

Provides data for
Lead and zinc ore mining
Lead, zinc concentrates
Lead concentrates

- **Text Files** are best suited for users requiring access to either a large volume of time series data or other PPI-related documentation, such as seasonal factor tables and relative importance tables. The text files can be accessed at download.bls.gov/ or directly from links on the “PPI Databases” page or the PPI homepage. Data and documentation available for download include the following:

Industry Data	<u>Directory:</u> /pub/time.series/pc
Industry Data - Discontinued (NAICS basis)	/pub/time.series/nd
(SIC basis)	/pub/time.series/pd
Commodity Data (incl. FD-ID)	/pub/time.series/wp
Commodity Data – Discontinued	/pub/time.series/wd
Special requests	/pub/special.requests/ppi

Additional information

The PPI homepage (www.bls.gov/ppi) contains additional information regarding PPI data and methodology. The “PPI Publications” section of the homepage provides PPI news releases, both current and archived, as well as general PPI information. The “PPI Tables” section provides relative importance and seasonal factor tables. The remaining sections offer special notices and publications pertaining to PPI methodology and applications.

For questions or comments regarding PPI data classification, methodology, or data availability on the Internet, call or e-mail the Section of Index Analysis and Public Information at (202) 691-7705 or ppi-info@bls.gov. If you are deaf, hard of hearing, or have a speech disability, please dial 7-1-1 to access telecommunications relay services.