

PPI Detailed Report

Data for February 2022



U.S. Department of Labor

U.S. Bureau of Labor Statistics

A composite image with a green tint. The top half shows a large industrial machine, possibly a welding or grinding station, with bright sparks flying out. The bottom half shows a man and a woman in business attire looking at a document together in an office setting.

**Mining • Manufacturing • Services
Agriculture • Utilities • Construction**

PPI Detailed Report

Data for February 2022

Editors

Joseph Kowal
Gabriel Vera
Timothy Schermerhorn

Vol. 26, No. 2

Contents

	<i>Page</i>
Producer Price Indexes, February 2022	1
Resampling of Industries	6
Charts	
Final demand	7
Processed goods for intermediate demand	8
Unprocessed goods for intermediate demand	9
Services for intermediate demand	10
Tables	
Producer Price Indexes	
1. Final demand – intermediate demand weights and percent changes, seasonally adjusted	11
2. Selected commodity groupings percent changes by final demand – intermediate demand category	17
3. Final demand – intermediate demand indexes, seasonally adjusted	27
4. Final demand – intermediate demand weights and percent changes, not seasonally adjusted	33
5. Final demand – intermediate demand indexes, not seasonally adjusted	39
6. Selected commodity and service groupings percent changes, not seasonally adjusted	45
7. Commodity and service groupings and individual items, percent changes, not seasonally adjusted	47
8. Commodity and service groupings and individual items, indexes and percent changes, seasonally adjusted	108
9. Commodity and service groupings and individual items indexes, not seasonally adjusted	132
10. Net output of selected industries and industry groups, indexes and percent changes.....	190
11. Net output of selected industries and their products indexes	192
12. Net output of selected industries and their products, percent changes	264
13. Special commodity groupings	340
14. Net inputs to industries, excluding capital investment, labor, and imports	342
15. Industry and industry-classified product indexes recoded, effective February 2022	347
16. New industry and industry-classified product indexes introduced into the Producer Price Index, effective February 2022	348
17. Industry and industry-classified product indexes deleted from the Producer Price Index, effective February 2022	349
18. Commodity-based product indexes, recoded, effective February 2022	350
19. Commodity-based product indexes introduced into the Producer Price Index, effective February 2022..	351
20. Commodity-based product indexes deleted from the Producer Price Index, effective February 2022	352
Technical note	353

Producer Price Index Release Dates

The following is the schedule of release dates for Producer Price Index data for 2022. News releases are issued at 8:30 a.m. eastern time on each release date.

Reference Month	Release Date
December 2021	Jan. 13, 2022
January 2022	Feb. 15, 2022
February 2022	Mar. 15, 2022
March 2022	Apr. 13, 2022
April 2022	May 12, 2022
May 2022	Jun. 14, 2022
June 2022	Jul. 14, 2022
July 2022	Aug. 11, 2022
August 2022	Sep. 14, 2022
September 2022	Oct. 12, 2022
October 2022	Nov. 15, 2022
November 2022	Dec. 9, 2022

Producer Price Indexes – February 2022

The Producer Price Index for final demand increased 0.8 percent in February, seasonally adjusted. This rise followed advances of 1.2 percent in January and 0.4 percent in December 2021. (See table A.) On an unadjusted basis, final demand prices moved up 10.0 percent for the 12 months ended in February.

In February, the advance in the index for final demand can be attributed to prices for final demand goods, which rose 2.4 percent. The index for final demand services was unchanged.

Prices for final demand less foods, energy, and trade services rose 0.2 percent in February following a 0.8-percent increase in January. For the 12 months ended in February, the index for final demand less foods, energy, and trade services moved up 6.6 percent.

Final Demand

Final demand goods: Prices for final demand goods jumped 2.4 percent in February, the largest advance since data were first calculated in December 2009. Two-thirds of the broad-based increase can be traced to an 8.2-percent rise in the index for final demand energy. Prices for final demand goods less foods and energy and for final demand foods also moved higher, 0.7 percent and 1.9 percent, respectively.

Product detail: Nearly 40 percent of the February increase in prices for final demand goods can be attributed to the index for gasoline, which rose 14.8 percent. Prices for diesel fuel, electric power, jet fuel, motor vehicles and equipment, and dairy products also advanced. In contrast, the index for fresh and dry vegetables decreased 9.4 percent. Prices for beef and veal and for hot rolled steel sheet and strip also moved lower. (See table 2.)

Final demand services: Prices for final demand services were unchanged in February after a 1.0-percent increase in January. In February, a 1.9-percent rise in the index for final demand transportation and warehousing services and a 0.2-percent advance in margins for final demand trade services offset a 0.4-percent decrease in the index for final demand services less trade, transportation, and warehousing. (Trade indexes measure changes in margins received by wholesalers and retailers.)

Product detail: Within the index for final demand services in February, prices for truck transportation of freight moved up 2.0 percent. The indexes for food and alcohol retailing, machinery and vehicle wholesaling, transportation of passengers (partial), and outpatient care (partial) also rose. Conversely, prices for portfolio management decreased 4.2

percent. The indexes for guestroom rental; apparel, jewelry, footwear, and accessories retailing; automobile retailing (partial); and residential real estate loans (partial) also declined.

Intermediate Demand by Commodity Type

Within intermediate demand in February, prices for processed goods rose 1.6 percent, the index for unprocessed goods jumped 14.6 percent, and prices for services were unchanged. (See tables B and C.)

Processed goods for intermediate demand: The index for processed goods for intermediate demand increased 1.6 percent in February after climbing 2.0 percent in January. Leading the broad-based advance in February, prices for processed energy goods rose 7.4 percent. The indexes for processed foods and feeds and for processed materials less foods and energy moved up 1.9 percent and 0.1 percent, respectively. For the 12 months ended in February, prices for processed goods for intermediate demand jumped 23.3 percent.

Product detail: Over 40 percent of the February increase in prices for processed goods for intermediate demand can be attributed to a 14.9-percent rise in the index for diesel fuel. Prices for gasoline, primary basic organic chemicals, commercial electric power, nonferrous metals, and prepared animal feeds also advanced. In contrast, the index for hot rolled steel sheet and strip fell 16.0 percent. Prices for natural gas to electric utilities and for beef and veal also declined.

Unprocessed goods for intermediate demand: Prices for unprocessed goods for intermediate demand moved up 14.6 percent in February, the largest increase since rising 17.4 percent in January 2001. Ninety percent of the broad-based advance in February can be traced to a 32.3-percent jump in the index for unprocessed energy materials. Prices for unprocessed foodstuffs and feedstuffs and for unprocessed nonfood materials less energy also moved higher, 3.0 percent and 1.4 percent, respectively. For the 12 months ended in February, the index for unprocessed goods for intermediate demand climbed 35.1 percent.

Product detail: Over two-thirds of the February advance in prices for unprocessed goods for intermediate demand can be attributed to a 65.1-percent jump in the index for natural gas. Prices for crude petroleum; slaughter hogs; hay, hayseeds, and oilseeds; nonferrous scrap; and slaughter cattle also increased. Conversely, the index for raw milk decreased 8.7 percent. Prices for carbon steel scrap and for nonferrous metal ores also moved lower.

Chart 1. One-month percent changes in selected PPI final demand price indexes, seasonally adjusted

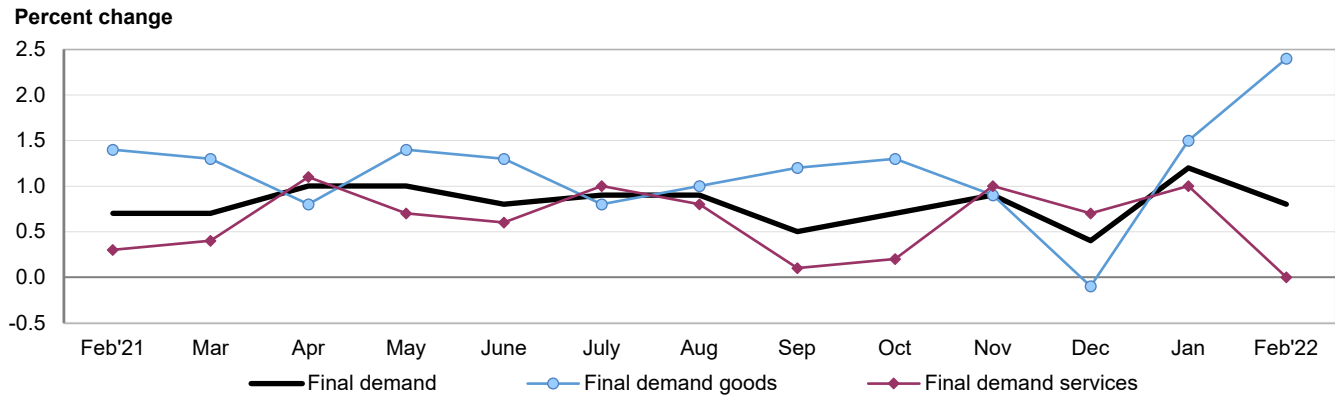


Chart 2. Twelve-month percent changes in selected PPI final demand price indexes, not seasonally adjusted

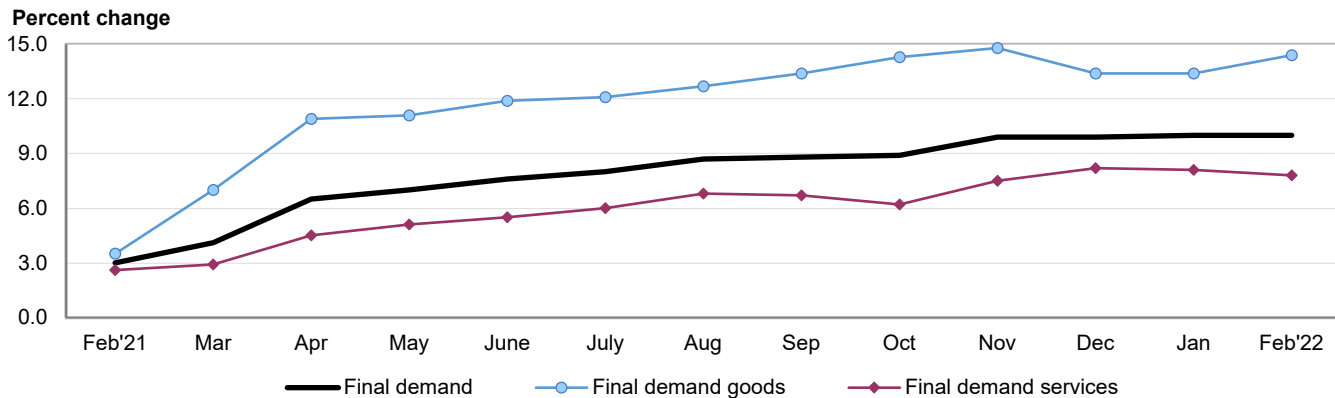


Table A. Monthly and 12-month percent changes in selected final demand price indexes, seasonally adjusted

Month	Total final demand	Final demand less foods, energy, and trade	Final demand goods				Final demand services				Change in final demand from 12 months ago (unadj.)	Change in final demand less foods, energy, and trade from 12 mo. ago (unadj.)
			Total	Foods	Energy	Less foods and energy	Total	Trade	Transportation and warehousing	Other		
2021												
Feb....	0.7	0.4	1.4	1.2	5.6	0.5	0.3	0.3	1.2	0.2	3.0	2.3
Mar....	0.7	0.6	1.3	0.6	3.8	0.9	0.4	0.2	1.3	0.5	4.1	3.1
Apr....	1.0	0.8	0.8	1.4	-0.3	1.0	1.1	2.1	3.1	0.3	6.5	4.8
May. ...	1.0	0.5	1.4	2.5	1.5	1.1	0.7	1.8	0.2	0.2	7.0	5.3
June...	0.8	0.6	1.3	0.8	2.9	1.0	0.6	0.8	1.4	0.4	7.6	5.6
July....	0.9	0.7	0.8	-0.9	2.2	0.8	1.0	1.7	2.5	0.5	8.0	6.0
Aug....	0.9	0.4	1.0	2.1	1.3	0.6	0.8	2.1	0.8	0.2	8.7	6.2
Sept...	0.5	0.3	1.2	2.1	2.5	0.6	0.1	0.0	-1.0	0.3	8.8	6.1
Oct. ¹ ...	0.7	0.4	1.3	-0.1	5.0	0.7	0.2	0.5	1.1	-0.1	8.9	6.2
Nov. ¹ ..	0.9	0.8	0.9	1.2	0.9	0.8	1.0	1.3	2.7	0.6	9.9	7.0
Dec. ¹ ..	0.4	0.4	-0.1	-0.2	-1.4	0.4	0.7	1.4	1.5	0.3	9.9	7.0
2022												
Jan. ¹ ...	1.2	0.8	1.5	1.7	3.7	0.7	1.0	1.7	0.0	0.8	10.0	6.8
Feb....	0.8	0.2	2.4	1.9	8.2	0.7	0.0	0.2	1.9	-0.4	10.0	6.6

¹ Some of the figures shown above and elsewhere in this release may differ from those previously reported because data for October 2021 through January 2022 have been revised to reflect the availability of late reports and corrections by respondents.

Table B. Monthly and 12-month percent changes in selected intermediate demand price indexes for goods by commodity type, seasonally adjusted

Month	Processed goods for intermediate demand					Unprocessed goods for intermediate demand				
	Total	Foods and feeds	Energy goods	Less foods and energy	Total, change from 12 months ago (unadj.)	Total	Food-stuffs and feed-stuffs	Energy materials	Nonfood materials less energy	Total, change from 12 months ago (unadj.)
2021										
Feb.....	2.7	2.2	6.1	1.9	7.1	11.8	2.2	33.7	-0.7	29.2
Mar.....	3.4	1.4	7.3	2.7	12.4	-4.0	1.8	-13.4	1.9	34.8
Apr.....	2.1	2.4	-1.8	3.0	18.7	0.8	5.6	-4.9	1.9	59.2
May.....	2.8	2.6	3.3	2.7	22.3	7.9	6.8	8.3	8.8	57.8
June.....	1.7	1.6	0.8	2.0	23.0	2.1	-0.5	5.6	1.0	52.9
July.....	1.6	-0.6	3.4	1.4	23.1	3.2	-1.0	9.7	0.6	56.0
Aug.....	1.0	1.5	0.0	1.1	23.0	1.4	3.0	0.2	1.4	52.5
Sept.....	1.2	1.5	2.1	0.9	23.8	2.8	0.8	8.0	-1.8	48.5
Oct. ¹	2.4	-0.4	6.7	1.6	25.7	6.0	-2.2	17.7	-1.5	55.5
Nov. ¹	1.5	0.1	2.5	1.4	26.6	2.3	1.3	2.4	3.4	49.6
Dec. ¹	0.0	0.0	-2.6	0.7	24.4	-4.9	3.8	-12.3	-1.8	39.8
2022										
Jan. ¹	2.0	2.5	4.4	1.4	24.6	0.1	2.7	-2.2	-0.3	32.3
Feb.....	1.6	1.9	7.4	0.1	23.3	14.6	3.0	32.3	1.4	35.1

¹ Some of the figures shown above and elsewhere in this release may differ from those previously reported because data for October 2021 through January 2022 have been revised to reflect the availability of late reports and corrections by respondents.

Services for intermediate demand: The index for services for intermediate demand was unchanged in February following three consecutive advances. In February, a 0.8-percent increase in margins for trade services for intermediate demand and a 0.6-percent rise in prices for transportation and warehousing services for intermediate demand offset a 0.4-percent decline in the index for services less trade, transportation, and warehousing for intermediate demand. For the 12 months ended in February, prices for services for intermediate demand moved up 7.4 percent.

Product detail: Among prices for services for intermediate demand in February, margins for hardware, building materials, and supplies retailing advanced 6.3 percent. The indexes for machinery and equipment parts and supplies wholesaling; securities brokerage, dealing, and investment advice; truck transportation of freight; and paper and plastics products wholesaling also increased. In contrast, prices for gross rents for retail properties fell 6.8 percent. The indexes for portfolio management; loan services (partial); warehousing, storage, and related services; and chemicals and allied products wholesaling also decreased.

Table C. Monthly and 12-month percent changes in selected intermediate demand price indexes for services by commodity type, seasonally adjusted

Month	Services for intermediate demand				Total, change from 12 months ago (unadj.)
	Total	Trade	Transportation and warehousing	Other	
2021					
Feb.....	0.3	0.1	1.3	0.2	3.6
Mar.....	0.6	1.2	0.9	0.5	4.3
Apr.....	1.3	2.5	2.2	0.6	7.3
May.....	0.6	2.2	0.8	0.1	8.4
June.....	1.2	2.5	2.0	0.6	9.3
July.....	0.6	1.1	0.7	0.4	9.5
Aug.....	0.4	1.9	0.8	-0.2	9.0
Sept.....	0.3	-1.2	2.5	0.4	8.2
Oct. ¹	0.0	0.6	0.5	-0.3	7.4
Nov. ¹	0.8	0.2	1.0	0.9	8.3
Dec. ¹	0.6	0.6	1.5	0.5	8.3
2022					
Jan. ¹	0.7	1.1	0.2	0.6	7.7
Feb.....	0.0	0.8	0.6	-0.4	7.4

¹ Some of the figures shown above and elsewhere in this release may differ from those previously reported because data for October 2021 through January 2022 have been revised to reflect the availability of late reports and corrections by respondents.

Intermediate Demand by Production Flow

Stage 4 intermediate demand: Prices for stage 4 intermediate demand rose 0.5 percent in February after moving up 1.4 percent in January. In February, the index for total goods inputs to stage 4 intermediate demand increased 1.3 percent. Conversely, prices for total services inputs fell 0.2 percent. (See table D.) Advances in the indexes for gasoline; diesel fuel; machinery and equipment parts and supplies wholesaling; commercial electric power; securities brokerage, dealing, and investment advice; and hardware, building materials, and supplies retailing outweighed declining prices for portfolio management, gross rents for retail properties, and hot rolled steel sheet and strip. For the 12 months ended in February, the index for stage 4 intermediate demand climbed 12.4 percent.

Stage 3 intermediate demand: Prices for stage 3 intermediate demand increased 1.0 percent in February following a 1.5-percent rise in January. In February, the index for total goods inputs to stage 3 intermediate demand advanced 1.8 percent, and prices for total services inputs edged up 0.1 percent. Increases in the indexes for diesel fuel, slaughter hogs, jet fuel, primary basic organic chemicals, gasoline, and arrangement of freight and cargo transportation outweighed decreasing prices for hot rolled steel sheet and strip, raw milk, and gross rents for retail properties. For the 12 months ended in February, the index for stage 3 intermediate demand jumped 18.4 percent.

Stage 2 intermediate demand: The index for stage 2 intermediate demand increased 6.5 percent in February after two consecutive declines. In February, prices for total goods inputs to stage 2 intermediate demand surged 13.5 percent. In contrast, the index for total services inputs inched down 0.1 percent. Rising prices for gas fuels, crude petroleum, oilseeds, primary basic organic chemicals, nonferrous scrap, and arrangement of freight and cargo transportation outweighed decreases in the indexes for loan services (partial), ethanol, and cold rolled steel sheet and strip. For the 12 months ended in February, prices for stage 2 intermediate demand advanced 19.6 percent.

Stage 1 intermediate demand: Prices for stage 1 intermediate demand moved up 0.9 percent in February following a 1.2-percent increase in January. In February, the index for total goods inputs to stage 1 intermediate demand rose 1.7 percent. Prices for total services inputs were unchanged. Advances in the indexes for diesel fuel; hardware, building materials, and supplies retailing; gasoline; primary basic organic chemicals; commercial electric power; and securities brokerage, dealing, and investment advice outweighed falling prices for hot rolled steel sheet and strip, cold rolled steel sheet and strip, and gross rents for retail properties. For the 12 months ended in February, the index for stage 1 intermediate demand climbed 16.4 percent.

Table D. Monthly percent changes in selected intermediate demand price indexes by production flow, seasonally adjusted

Month	Stage 4 intermediate demand			Stage 3 intermediate demand			Stage 2 intermediate demand			Stage 1 intermediate demand		
	Total	Goods inputs	Ser-vices inputs	Total	Goods inputs	Ser-vices inputs	Total	Goods inputs	Ser-vices inputs	Total	Goods inputs	Ser-vices inputs
2021												
Feb.....	0.8	1.5	0.2	2.1	4.0	0.5	5.5	12.4	0.2	1.5	2.8	0.2
Mar.....	1.4	1.9	0.7	2.4	4.4	0.6	-1.5	-3.9	0.6	2.2	3.7	0.9
Apr.....	1.4	1.7	1.2	2.7	4.3	1.3	0.4	-0.5	1.2	1.7	1.9	1.6
May.....	1.2	2.2	0.5	2.4	3.8	0.9	3.0	6.3	0.3	2.6	3.9	1.3
June.....	1.3	1.5	1.1	1.6	1.8	1.3	2.1	3.1	1.2	1.5	1.6	1.5
July.....	1.0	1.0	1.0	1.0	1.6	0.4	2.3	4.3	0.6	1.4	2.1	0.8
Aug.....	0.7	0.9	0.6	1.0	1.6	0.4	0.7	0.9	0.5	0.8	1.3	0.5
Sept.....	0.4	0.8	0.1	1.1	1.2	1.0	2.2	3.6	0.9	0.2	0.7	-0.3
Oct. ¹	0.6	1.3	0.0	1.0	1.9	0.2	3.7	7.9	-0.1	1.1	2.5	-0.3
Nov. ¹	1.3	1.5	1.1	0.8	1.2	0.4	1.2	1.7	0.8	1.3	2.0	0.6
Dec. ¹	0.5	0.6	0.4	0.7	0.7	0.8	-2.3	-5.7	1.0	0.3	0.0	0.6
2022												
Jan. ¹	1.4	1.9	1.0	1.5	2.5	0.5	-0.1	-0.2	0.0	1.2	1.6	0.8
Feb.....	0.5	1.3	-0.2	1.0	1.8	0.1	6.5	13.5	-0.1	0.9	1.7	0.0

¹ Some of the figures shown above and elsewhere in this release may differ from those previously reported because data for October 2021 through January 2022 have been revised to reflect the availability of late reports and corrections by respondents.

Resampling of Industries

Effective with this report, the Producer Price Index (PPI) includes data for 10 resampled industries classified according to the 2017 North American Industry Classification System (NAICS). The Bureau of Labor Statistics periodically updates the sample of producers providing data for the PPI to reflect current conditions more accurately when the structure, membership, technology, or product mix of an industry shifts.

NAICS

<i>Code</i>	<i>Industry</i>
311423	Dried and dehydrated food manufacturing
321211	Hardwood veneer and plywood manufacturing
321918	Other millwork, including flooring
327212	Other pressed and blown glass and glassware
331491	Nonferrous metal (except copper and aluminum) rolling, drawing, and extruding

The first results of this systematic process were published in July 1986. Subsequent efforts have been completed at regular intervals.

For information on index additions, deletions, and recodes effective February 2022, see tables 15 through 20 of this report, or contact the PPI Section of Index Analysis and Public Information at ppi-info@bls.gov or (202) 691-7705.

NAICS

<i>Code</i>	<i>Industry</i>
332993	Ammunition manufacturing (except small arms), more than 30 mm.
33441K	Capacitor, resistor, coil, transformer, and other inductor manufacturing
336214	Travel trailer and camper manufacturing
336370	Motor vehicle metal stamping
621111	Offices of physicians, except mental health

Chart 1. The Final Demand Index and its component indexes, January 2018 through February 2022, 12-month percentage changes

Percent change

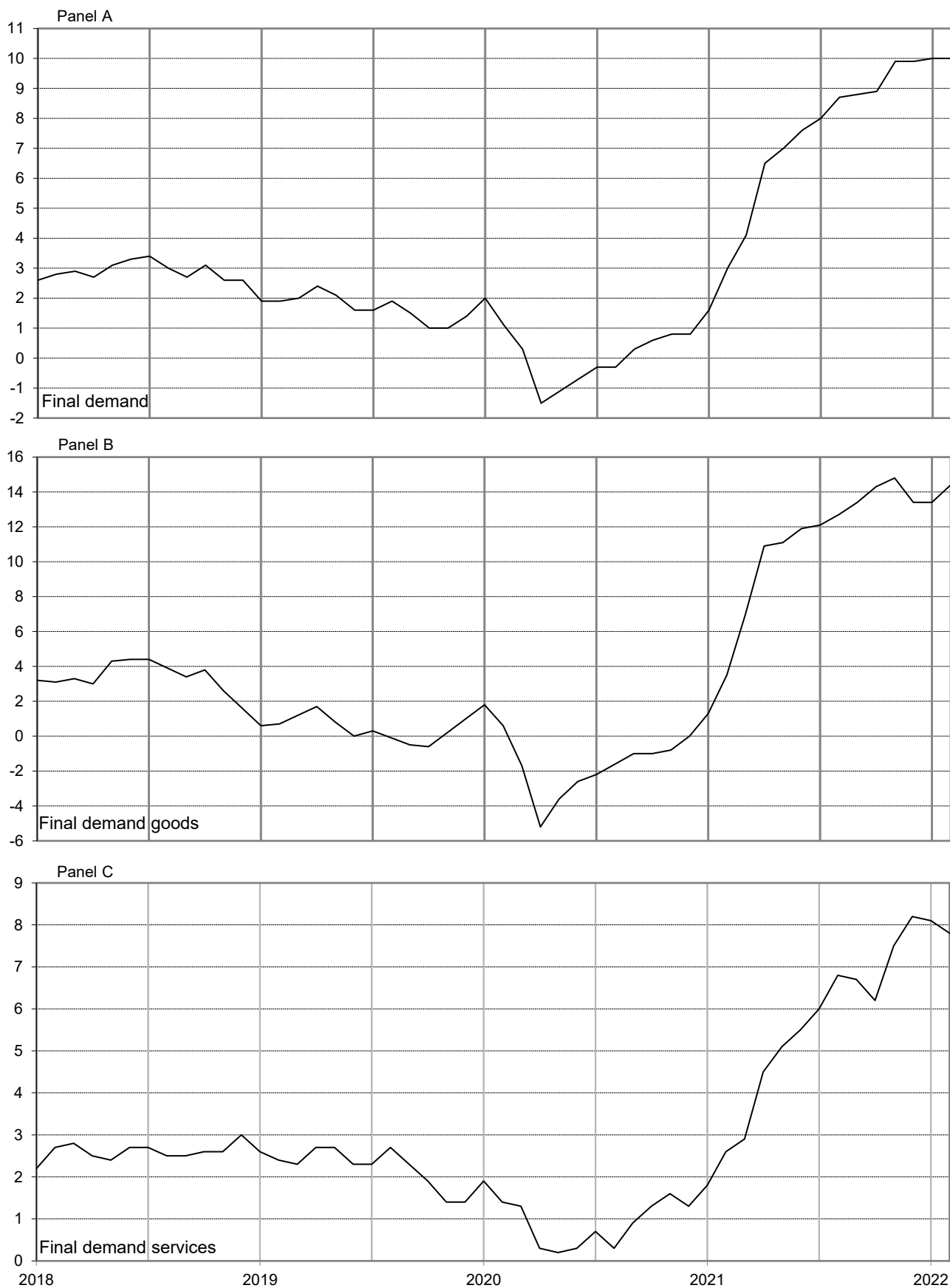


Chart 2. The Processed Goods for Intermediate Demand Index and its component indexes, January 2018 through February 2022, 12-month percentage changes

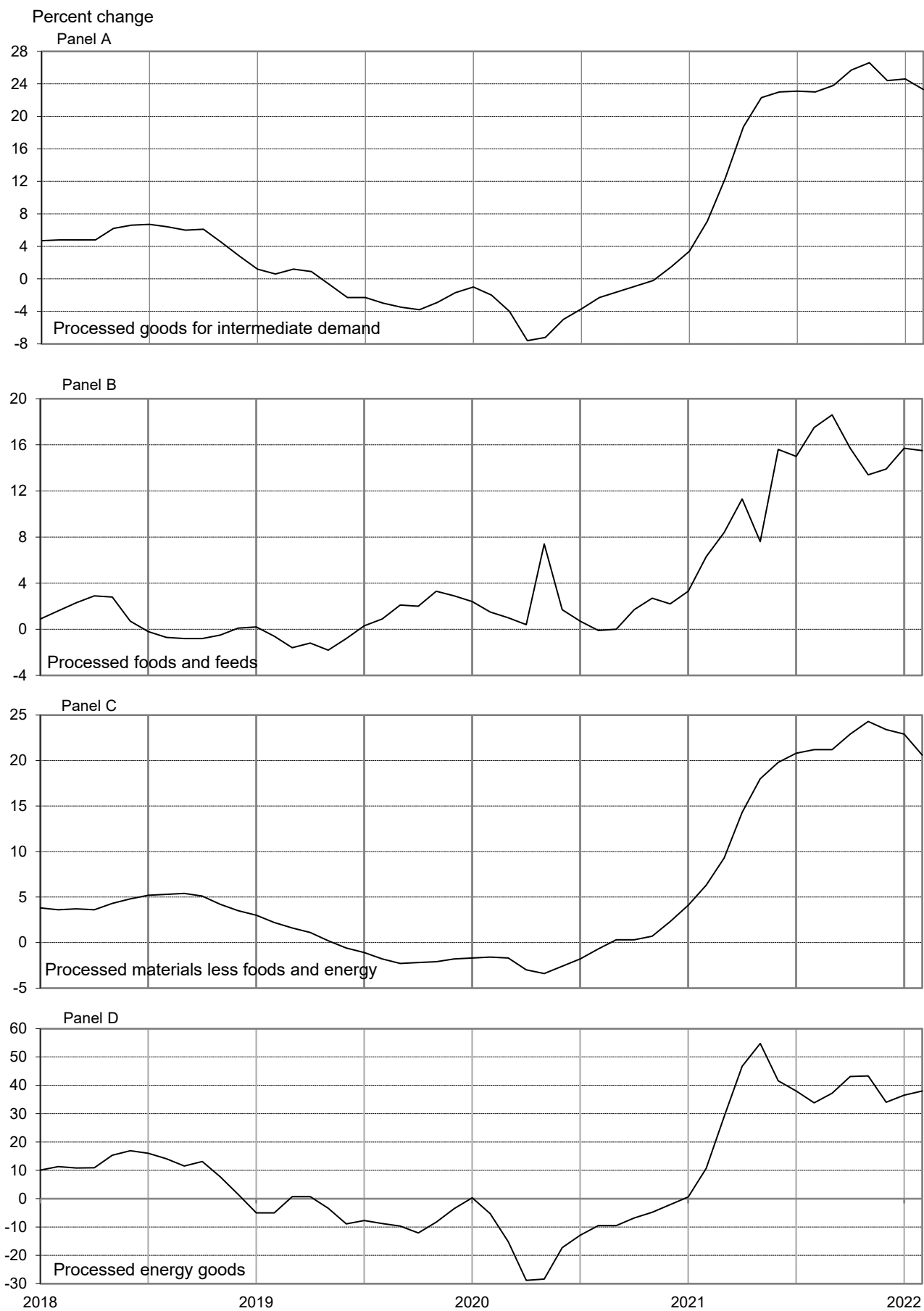


Chart 3. The Unprocessed Goods for Intermediate Demand Index and its component indexes, January 2018 through February 2022, 12-month percentage changes

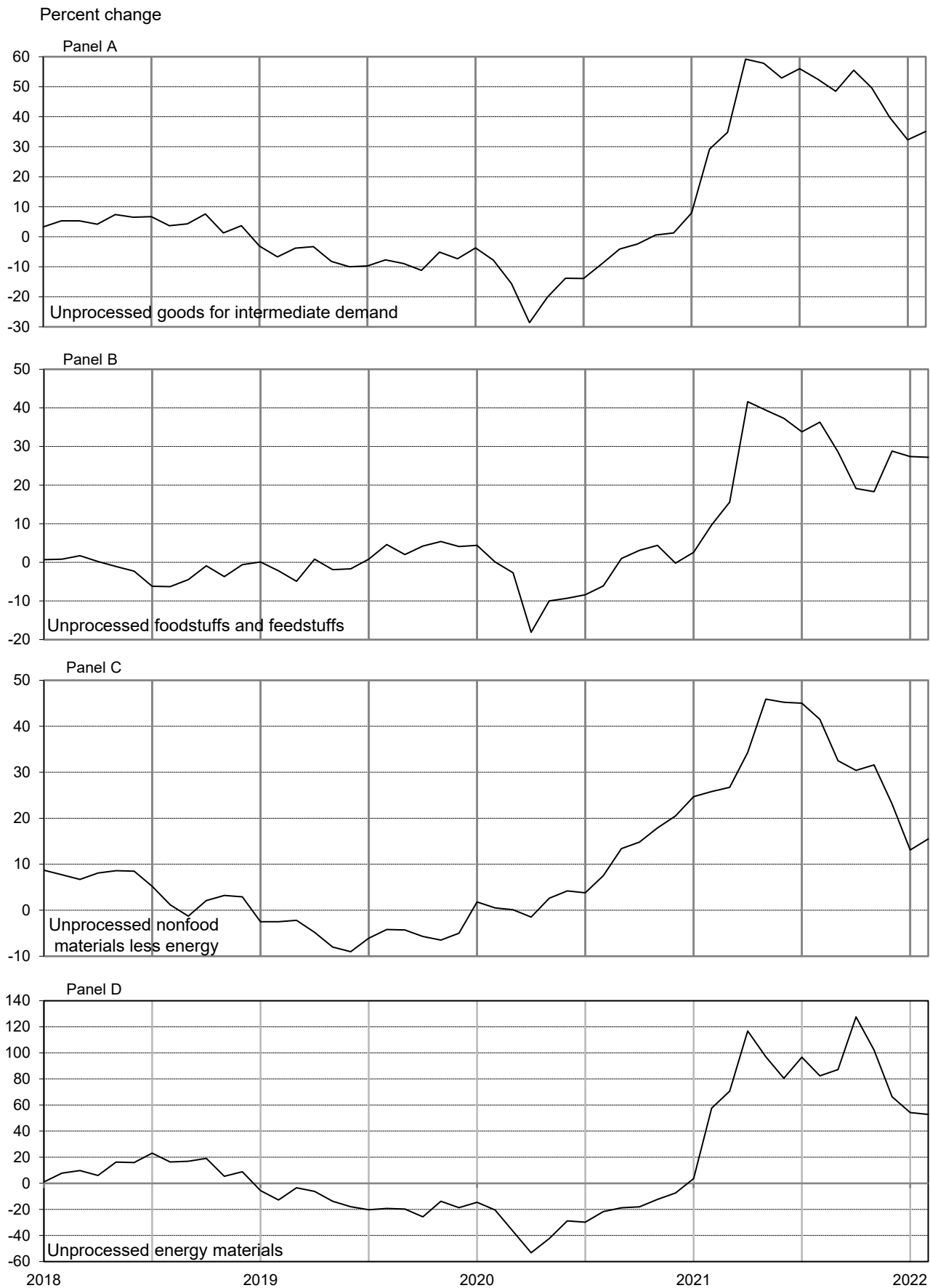
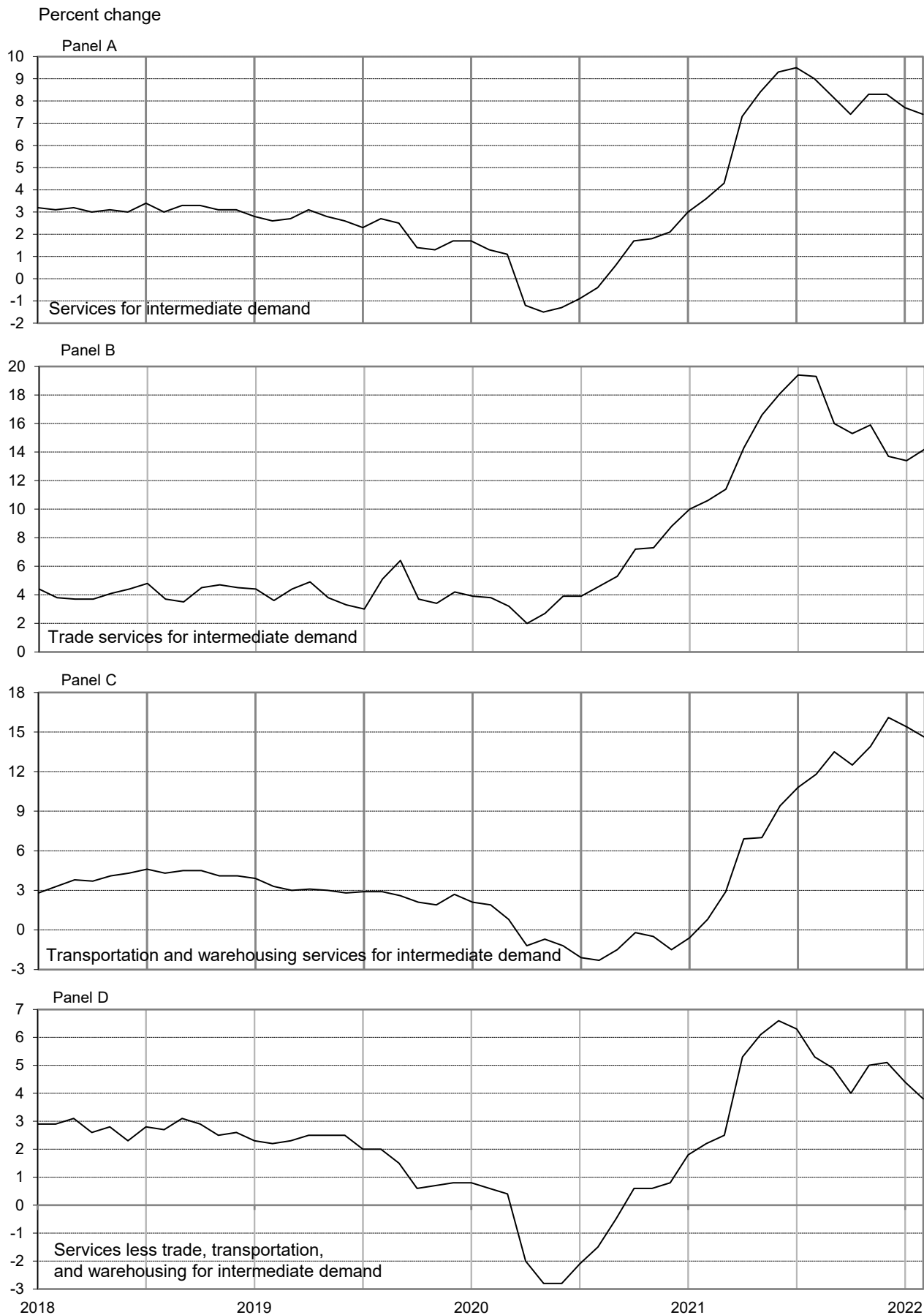


Chart 4. The Services for Intermediate Demand Index and its component indexes, January 2018 through February 2022, 12-month percentage changes



Source: U.S. Bureau of Labor Statistics, Producer Price Index Program

Table 1. Producer price index percentage changes and weights for Final Demand-Intermediate Demand groupings, seasonally adjusted
[February 2022]

Grouping	Commodity code		Relative Importance Dec. 2021 ¹	Unadjusted 12-month percent change ² Feb. 2021 to Feb. 2022 ^P	Seasonally adjusted 1-month percent change ²				
	Group code	Item code			Sept. to Oct.	Oct. to Nov. ^P	Nov. to Dec. ^P	Dec. to Jan. ^P	Jan. to Feb. ^P
Final Demand									
Final demand.....	FD	4	100.000	10.0	0.7	0.9	0.4	1.2	0.8
Final demand goods.....	FD	41	33.284	14.4	1.3	0.9	-0.1	1.5	2.4
Final demand foods.....	FD	411	5.743	13.7	-0.1	1.2	-0.2	1.7	1.9
Finished consumer foods ³	FD	4111	4.430	13.4	0.3	1.3	-0.3	1.5	1.7
Finished consumer foods, crude.....	FD	41113	0.461	18.7	7.6	9.9	-3.9	-5.1	1.8
Finished consumer foods, processed.....	FD	41112	3.969	12.9	-0.5	0.4	0.2	2.3	1.6
Government purchased foods.....	FD	4112	0.406	15.4	-1.3	0.6	-0.1	2.4	1.8
Foods for export.....	FD	4113	0.907	14.7	-1.7	1.3	-0.2	2.1	3.1
Final demand energy.....	FD	412	5.998	33.8	5.0	0.9	-1.4	3.7	8.2
Finished consumer energy goods ³	FD	4121	4.795	31.3	4.4	0.8	-1.0	3.1	7.6
Government purchased energy.....	FD	4122	0.838	43.0	7.1	0.9	-3.0	6.4	9.7
Energy for export.....	FD	4123	0.365	47.7	8.1	1.2	-3.4	6.6	12.7
Final demand goods less foods and energy.....	FD	413	21.543	9.6	0.7	0.8	0.4	0.7	0.7
Finished goods less foods and energy ³	FD	4131	12.154	7.7	0.5	0.6	0.5	0.8	1.0
Finished consumer goods less foods and energy.....	FD	41311	6.483	7.4	0.5	0.6	0.6	0.7	0.9
Nondurable consumer goods less foods and energy.....	FD	413111	4.078	6.9	0.6	0.7	0.7	0.5	0.9
Durable consumer goods.....	FD	413112	2.405	8.3	0.3	0.5	0.4	0.9	0.9
Private capital equipment.....	FD	41312	5.671	8.0	0.6	0.6	0.5	1.0	1.0
Private capital equipment for manufacturing industries.....	FD	413121	1.263	10.8	0.6	0.7	0.6	1.4	1.3
Private capital equipment for nonmanufacturing industries.....	FD	413122	4.408	7.2	0.6	0.5	0.5	0.9	0.9
Government purchased goods, excluding foods and energy.....	FD	4132	2.280	9.8	0.7	0.9	0.6	1.1	0.7
Government purchased goods excluding foods, energy, and capital equipment.....	FD	41321	1.357	13.8	0.9	1.3	0.7	1.4	1.0
Government purchased capital equipment.....	FD	41322	0.923	4.4	0.3	0.3	0.4	0.6	0.2
Goods for export, excluding foods and energy.....	FD	4133	7.109	12.9	0.9	1.2	0.0	0.5	0.4
Final demand services.....	FD	42	64.964	7.8	0.2	1.0	0.7	1.0	0.0
Final demand trade services ⁴	FD	423	20.219	14.4	0.5	1.3	1.4	1.7	0.2
Trade of finished goods ³	FD	4231	17.344	14.5	0.4	1.3	1.6	1.6	0.1
Trade of personal consumption goods.....	FD	42311	14.139	13.4	-0.1	1.2	1.7	1.1	0.1
Trade of private capital equipment.....	FD	42312	3.205	19.6	2.4	1.7	1.3	4.0	0.3
Trade of government purchased goods.....	FD	4232	0.758	14.9	1.5	1.9	0.3	2.4	0.4
Trade of government purchased goods, excluding capital equipment.....	FD	42321	0.476	13.3	0.9	1.7	-0.2	1.5	0.3
Trade of government purchased capital equipment.....	FD	42322	0.282	17.7	2.5	2.3	1.1	4.0	0.6
Trade of exports.....	FD	4233	2.117	14.1	1.4	1.7	0.4	1.6	0.4
Final demand transportation and warehousing services.....	FD	422	4.383	16.6	1.1	2.7	1.5	0.0	1.9
Transportation of passengers for final demand.....	FD	4221	1.096	16.5	-1.3	5.3	3.9	-4.5	3.0
Transportation of private passengers.....	FD	42211	0.740	16.4	-1.3	5.2	3.9	-4.5	3.0
Transportation of government passengers.....	FD	42212	0.089	16.2	-1.3	5.2	3.8	-4.4	3.0
Transportation of passengers for export.....	FD	42213	0.267	16.8	-1.3	5.3	4.0	-4.5	3.0
Transportation and warehousing of goods for final demand.....	FD	4222	3.287	16.6	1.9	1.9	0.8	1.5	1.6
Transportation and warehousing of finished goods ³	FD	42221	2.162	17.0	1.9	2.0	0.8	1.5	1.6
Transportation and warehousing of personal consumption goods.....	FD	422211	1.735	16.8	1.9	2.0	0.8	1.5	1.5
Transportation and warehousing of private capital equipment.....	FD	422212	0.427	17.8	2.0	2.1	0.8	1.5	1.8
Transportation and warehousing of government purchased goods.....	FD	42222	0.198	15.3	1.8	1.6	0.9	1.5	1.0
Transportation and warehousing of exports.....	FD	42223	0.927	16.0	1.8	1.9	0.7	1.7	1.6
Final demand services less trade, transportation, and warehousing.....	FD	421	40.362	3.8	-0.1	0.6	0.3	0.8	-0.4
Finished services less trade, transportation, and warehousing ³	FD	4211	35.383	3.8	0.0	0.6	0.3	0.8	-0.3
Finished consumer services less trade, transportation, and warehousing.....	FD	42111	31.725	3.4	-0.1	0.7	0.2	0.7	-0.4
Private capital investment services less trade, transportation, and warehousing.....	FD	42112	3.658	7.0	0.5	0.1	0.7	1.3	0.0
Government purchased services less trade, transportation, and warehousing.....	FD	4212	2.491	3.5	-0.2	0.6	0.3	0.8	-0.2
Gov. purchased services less trade, transportation, and warehousing, excl. capital investment.....	FD	42121	2.385	3.5	-0.2	0.6	0.3	0.8	-0.2
Government purchased capital investment services less trade, transportation, and warehousing.....	FD	42122	0.106	1.3	0.8	-0.2	0.2	-0.2	-1.1
Services for export less trade, transportation, and warehousing.....	FD	4213	2.488	3.6	-0.5	1.1	0.1	0.9	-0.9
Final demand construction.....	FD	43	1.749	16.6	5.9	0.4	0.3	3.6	0.6
Construction for private capital investment.....	FD	431	1.139	18.3	6.8	0.4	0.4	4.0	0.7
Construction for government.....	FD	432	0.610	13.4	4.3	0.3	0.1	2.8	0.5
Special Groupings of Final Demand									
Final demand less exports.....	FD	49101	85.820	9.6	0.6	0.9	0.5	1.2	0.8
Final demand less government.....	FD	49102	92.330	9.8	0.6	1.0	0.5	1.1	0.7

See footnotes at end of table.

Table 1. Producer price index percentage changes and weights for Final Demand-Intermediate Demand groupings, seasonally adjusted — Continued
[February 2022]

Grouping	Commodity code		Relative Importance Dec. 2021 ¹	Unadjusted 12-month percent change ² Feb. 2021 to Feb. 2022 ^P	Seasonally adjusted 1-month percent change ²				
	Group code	Item code			Sept. to Oct.	Oct. to Nov. ^P	Nov. to Dec. ^P	Dec. to Jan. ^P	Jan. to Feb. ^P
Final demand less foods, food and nonalcoholic beverages for immediate consumption, and energy ⁵	FD	49103	87.753	8.5	0.4	1.0	0.6	1.0	0.2
Final demand less foods and energy ⁵	FD	49104	88.259	8.4	0.4	0.9	0.6	1.0	0.2
Final demand less foods and food and nonalcoholic beverages for immediate consumption ⁵	FD	49105	93.751	10.0	0.7	1.0	0.5	1.2	0.8
Final demand less foods ⁵	FD	49106	94.257	9.8	0.7	0.9	0.5	1.2	0.7
Final demand less energy.....	FD	49107	94.002	8.7	0.4	1.0	0.6	1.0	0.3
Final demand less trade services.....	FD	49108	79.781	9.0	0.7	0.8	0.2	1.1	0.9
Final demand less distributive services ⁶	FD	49109	76.494	8.6	0.7	0.8	0.2	1.1	0.9
Final demand goods less energy.....	FD	49111	27.286	10.4	0.5	0.9	0.2	0.9	1.0
Final demand goods less foods.....	FD	49112	27.541	14.5	1.6	0.8	0.0	1.4	2.5
Final demand services less trade services.....	FD	49113	44.745	4.9	0.0	0.8	0.4	0.7	-0.1
Final demand distributive services ⁶	FD	49114	23.506	14.8	0.7	1.4	1.3	1.6	0.4
Final demand goods plus final demand distributive services ⁶	FD	49115	56.790	14.5	1.1	1.1	0.5	1.5	1.5
Final demand less foods, energy, and trade services ⁵	FD	49116	68.040	6.6	0.4	0.8	0.4	0.8	0.2
Private and government purchased capital equipment.....	FD	49117	6.594	7.5	0.6	0.5	0.5	0.9	0.9
Private and government purchased capital investment services.....	FD	49118	7.678	12.9	1.5	0.9	1.0	2.5	0.2
Total private and government purchased capital investment.....	FD	49119	14.272	11.0	1.6	0.7	0.7	2.0	0.5
Total finished ³	FD	49201	78.147	9.4	0.6	0.9	0.5	1.2	0.7
Total finished less foods, food and nonalcoholic beverages for immediate consumption, and energy ^{3, 5}	FD	49202	68.421	7.8	0.3	0.9	0.7	1.0	0.1
Total finished less foods and energy ^{3, 5}	FD	49203	68.922	7.8	0.3	0.9	0.7	1.0	0.1
Total finished less foods and food and nonalcoholic beverages for immediate consumption ⁵	FD	49204	73.216	9.3	0.6	0.9	0.6	1.2	0.7
Total finished less foods ^{3, 5}	FD	49205	73.717	9.2	0.6	0.9	0.6	1.2	0.6
Total finished less energy ³	FD	49206	73.352	8.1	0.3	0.9	0.6	1.0	0.2
Finished goods ³	FD	49207	21.379	13.8	1.4	0.8	0.0	1.5	2.7
Finished goods less energy ³	FD	49208	16.584	9.2	0.5	0.8	0.3	1.0	1.2
Finished goods, excluding foods ^{3, 5}	FD	49209	16.949	13.8	1.7	0.7	0.1	1.5	2.9
Finished services ³	FD	49210	55.629	7.6	0.2	0.9	0.8	1.0	-0.1
Private capital investment services.....	FD	49211	7.290	12.8	1.4	0.9	1.0	2.5	0.3
Finished distributive services ^{3, 6}	FD	49212	19.506	14.7	0.6	1.3	1.5	1.6	0.3
Finished services less trade services ³	FD	49213	38.285	4.7	0.1	0.8	0.4	0.7	-0.2
Finished services less distributive services ^{3, 6}	FD	49214	36.123	4.1	-0.1	0.7	0.3	0.7	-0.3
Total private capital investment (goods, services, and construction).....	FD	49215	14.100	11.3	1.5	0.7	0.7	2.0	0.6
Finished goods plus finished distributive services ^{3, 6}	FD	49216	40.885	14.3	1.0	1.1	0.7	1.5	1.5
Total exports.....	FD	49301	14.180	12.5	0.8	1.4	0.1	1.0	0.8
Goods for export.....	FD	49302	8.381	14.5	0.9	1.2	-0.1	1.0	1.3
Services for export.....	FD	49303	5.799	9.7	0.5	1.6	0.5	1.0	0.2
Total government purchases.....	FD	49401	7.670	12.1	1.3	0.9	0.0	1.8	1.5
Government purchased goods.....	FD	49402	3.524	17.6	1.9	0.8	-0.4	2.5	3.1
Government purchased services.....	FD	49403	3.536	6.7	0.2	1.0	0.4	1.0	0.1
Total government purchased capital investment (goods, services, construction).....	FD	49404	1.921	8.8	1.9	0.5	0.4	1.7	0.3
Personal consumption.....	FD	49501	64.047	9.0	0.4	0.9	0.5	1.0	0.7
Personal consumption goods (finished consumer goods).....	FD	49502	15.708	16.0	1.7	0.9	-0.2	1.7	3.3
Personal consumption goods less energy.....	FD	49503	10.913	9.8	0.4	0.9	0.2	1.0	1.2
Personal consumption goods less foods.....	FD	49504	11.278	16.9	2.2	0.7	-0.1	1.7	3.9
Personal consumption nondurable goods less foods.....	FD	49508	8.873	19.4	2.7	0.8	-0.2	1.9	4.7
Personal consumption services.....	FD	49505	48.339	6.9	0.0	0.9	0.7	0.8	-0.1
Personal consumption less trade services.....	FD	49506	49.908	7.8	0.5	0.8	0.2	1.0	0.9
Personal consumption less distributive services ⁶	FD	49507	48.173	7.5	0.5	0.8	0.1	0.9	0.9
Personal consumption less foods and energy.....	FD	49510	54.822	6.9	0.0	0.9	0.7	0.8	0.0
Personal consumption less foods, energy, and trade services ⁴	FD	49511	40.683	4.8	0.1	0.8	0.4	0.6	0.0
Personal consumption less foods, energy, and distributive services ⁶	FD	49512	38.948	4.3	0.0	0.7	0.3	0.6	-0.1
Personal consumption goods plus personal consumption distributive services ⁶	FD	49509	31.582	14.8	0.9	1.1	0.7	1.4	1.8
Intermediate Demand by Commodity Type									
Processed goods									
Processed goods for intermediate demand.....	ID6	1	100.000	23.3	2.4	1.5	0.0	2.0	1.6
Materials and components for manufacturing.....	ID6	11	46.096	22.6	1.6	1.2	0.3	1.0	-0.3
Materials for manufacturing.....	ID6	111	30.586	29.0	1.9	1.4	0.0	0.9	-0.8
Materials for food manufacturing.....	ID6	1111	4.053	18.0	-0.4	0.2	0.1	2.6	2.0
Materials for nondurable manufacturing.....	ID6	1112	13.367	23.7	1.5	1.4	-0.5	0.2	1.4
Materials for durable manufacturing.....	ID6	1113	13.166	39.2	3.1	1.8	0.5	1.1	-3.9
Components for manufacturing.....	ID6	112	15.510	12.0	1.1	0.8	0.9	1.3	0.6
Components for nondurable manufacturing.....	ID6	1121	8.006	21.0	2.3	1.6	1.3	1.5	0.7
Components for durable manufacturing.....	ID6	1122	14.704	11.5	1.1	0.8	0.8	1.3	0.6

See footnotes at end of table.

Table 1. Producer price index percentage changes and weights for Final Demand-Intermediate Demand groupings, seasonally adjusted — Continued
[February 2022]

Grouping	Commodity code		Relative Importance Dec. 2021 ¹	Unadjusted 12-month percent change ² Feb. 2021 to Feb. 2022 ^P	Seasonally adjusted 1-month percent change ²				
	Group code	Item code			Sept. to Oct.	Oct. to Nov. ^P	Nov. to Dec. ^P	Dec. to Jan. ^P	Jan. to Feb. ^P
Materials and components for construction.....	ID6	12	9.003	23.5	1.4	1.8	1.9	3.1	1.2
Materials for construction.....	ID6	121	3.829	17.4	1.0	1.5	2.4	5.0	1.4
Components for construction.....	ID6	122	5.174	28.6	1.7	2.0	1.5	1.6	1.1
Processed fuels and lubricants for intermediate demand.....	ID6	13	18.697	37.9	6.7	2.5	-2.6	4.4	7.4
Processed fuels and lubricants to manufacturing industries.....	ID6	131	4.640	29.5	4.5	0.1	-0.8	3.5	5.5
Processed fuels and lubricants to nonmanufacturing industries.....	ID6	132	14.057	41.0	7.4	3.3	-3.2	4.6	8.0
Containers for intermediate demand.....	ID6	14	2.781	20.3	2.6	0.9	1.0	3.4	1.4
Supplies for intermediate demand.....	ID6	15	23.422	14.4	0.9	1.1	0.7	1.5	1.0
Supplies to manufacturing industries.....	ID6	151	3.215	16.9	1.5	1.3	0.4	1.2	0.9
Supplies to nonmanufacturing industries.....	ID6	152	20.207	14.1	0.8	1.0	0.7	1.6	1.0
Supplies to nonmanufacturing industries, feeds.....	ID6	1521	1.713	11.8	0.0	-0.4	-0.4	2.5	2.3
Supplies to nonmanufacturing industries, other than feeds.....	ID6	1522	18.494	14.3	0.9	1.2	0.8	1.5	0.9
Unprocessed goods									
Unprocessed goods for intermediate demand.....	ID6	2	100.000	35.1	6.0	2.3	-4.9	0.1	14.6
Unprocessed foodstuffs and feedstuffs.....	ID6	21	32.314	27.2	-2.2	1.3	3.8	2.7	3.0
Unprocessed nonfood materials.....	ID6	22	67.685	38.8	10.2	2.7	-8.6	-1.2	20.4
Unprocessed nonfood materials except fuel.....	ID6	221	44.356	35.7	5.0	2.2	-6.1	6.4	7.2
Unprocessed nonfood materials except fuel to manufacturing industries.....	ID6	2211	42.325	37.2	5.2	2.3	-6.4	6.6	7.5
Unprocessed nonfood materials except fuel to nonmanufacturing industries.....	ID6	2212	2.031	7.7	0.2	0.6	0.0	2.5	1.6
Unprocessed fuel.....	ID6	222	23.329	44.7	21.4	3.6	-13.3	-16.2	53.6
Unprocessed fuel to manufacturing industries.....	ID6	2221	1.185	33.6	6.2	2.2	-6.3	5.4	18.9
Unprocessed fuel to nonmanufacturing industries.....	ID6	2222	22.144	45.3	22.2	3.6	-13.6	-17.4	56.0
Services									
Services for intermediate demand.....	ID6	3	100.000	7.4	0.0	0.8	0.6	0.7	0.0
Trade services for intermediate demand ⁴	ID6	33	22.363	14.2	0.6	0.2	0.6	1.1	0.8
Trade services for manufacturing industries.....	ID6	331	11.460	14.3	0.8	0.4	0.4	0.3	0.4
Trade services for nonmanufacturing industries.....	ID6	332	10.903	14.0	0.4	0.1	0.8	1.9	1.2
Transportation and warehousing services for intermediate demand.....	ID6	32	13.287	14.6	0.5	1.0	1.5	0.2	0.6
Transportation of passengers for intermediate demand.....	ID6	321	0.978	16.3	-1.2	5.2	3.8	-4.4	3.0
Transportation of passengers for manufacturing industries.....	ID6	3211	0.115	16.8	-1.3	5.3	4.0	-4.5	3.0
Transportation of passengers for nonmanufacturing industries.....	ID6	3212	0.863	16.2	-1.2	5.1	3.8	-4.4	2.9
Transportation and warehousing of goods for intermediate demand.....	ID6	322	12.309	14.4	0.7	0.6	1.3	0.6	0.4
Transportation and warehousing of goods for manufacturing industries.....	ID6	3221	2.502	14.0	1.6	1.5	0.8	1.3	1.3
Transportation and warehousing of goods for nonmanufacturing industries.....	ID6	3222	9.807	14.5	0.4	0.4	1.4	0.4	0.2
Services less trade, transportation, and warehousing for intermediate demand.....	ID6	31	64.350	3.8	-0.3	0.9	0.5	0.6	-0.4
Services less trade, transportation, and warehousing for manufacturing industries.....	ID6	311	2.044	5.6	1.0	0.4	0.5	0.6	0.5
Services less trade, transportation, and warehousing for nonmanufacturing industries.....	ID6	312	62.306	3.7	-0.4	0.9	0.5	0.6	-0.4
Construction									
Construction for intermediate demand.....	ID6	4	100.000	11.5	0.2	0.5	0.0	1.1	0.8
Special Groupings of Intermediate Demand by Commodity Type									
Processed materials less foods and feeds.....	ID6	9111	92.172	24.0	2.7	1.6	0.0	2.0	1.6
Processed foods and feeds.....	ID6	9112	7.828	15.5	-0.4	0.1	0.0	2.5	1.9
Processed energy goods.....	ID6	9113	18.697	38.0	6.7	2.5	-2.6	4.4	7.4
Processed materials less energy.....	ID6	9118	81.303	20.1	1.4	1.2	0.6	1.5	0.3
Processed materials less foods and energy.....	ID6	9115	73.475	20.6	1.6	1.4	0.7	1.4	0.1
Intermediate distributive services ⁷	ID6	9116	34.672	14.3	0.6	0.4	0.8	0.9	0.7
Processed goods plus intermediate distributive services.....	ID6	9117	-	20.6	1.9	1.2	0.2	1.7	1.4
Unprocessed materials less agricultural products.....	ID6	9211	62.579	41.0	11.5	2.5	-9.4	-1.8	22.9
Unprocessed energy materials ⁸	ID6	9212	42.184	52.8	17.7	2.4	-12.3	-2.2	32.3
Unprocessed materials less energy.....	ID6	9213	57.816	22.7	-1.7	2.2	1.4	1.5	2.4
Unprocessed nonfood materials less energy ⁹	ID6	9216	25.502	15.5	-1.5	3.4	-1.8	-0.3	1.4
Intermediate Demand by Production Flow									
Stage 4 Intermediate Demand									
Stage 4 intermediate demand.....	ID5	4	100.000	12.4	0.6	1.3	0.5	1.4	0.5
Inputs to stage 4 goods producers.....	ID5	41	32.889	15.6	1.2	1.4	0.4	1.4	0.5
Goods.....	ID5	411	23.198	16.2	1.2	1.3	0.5	1.4	0.4
Foods.....	ID5	4111	3.174	17.3	-0.5	2.4	0.0	1.6	2.4
Energy.....	ID5	4112	0.190	33.9	4.5	3.6	4.2	0.9	6.6

See footnotes at end of table.

Table 1. Producer price index percentage changes and weights for Final Demand-Intermediate Demand groupings, seasonally adjusted — Continued
[February 2022]

Grouping	Commodity code		Relative Importance Dec. 2021 ¹	Unadjusted 12-month percent change ² Feb. 2021 to Feb. 2022 ^P	Seasonally adjusted 1-month percent change ²				
	Group code	Item code			Sept. to Oct.	Oct. to Nov. ^P	Nov. to Dec. ^P	Dec. to Jan. ^P	Jan. to Feb. ^P
Goods excluding foods and energy.....	ID5	4113	19.834	15.9	1.5	1.1	0.5	1.4	0.0
Services.....	ID5	412	9.691	13.8	1.2	1.7	0.3	1.2	0.7
Trade services.....	ID5	4123	7.740	15.6	1.4	2.0	0.2	1.3	0.7
Transportation and warehousing services.....	ID5	4122	0.474	12.3	1.0	1.9	1.2	0.5	1.2
Transportation of passengers.....	ID5	41221	0.065	16.8	-1.3	5.3	4.0	-4.5	3.0
Transportation and warehousing of goods.....	ID5	41222	0.409	11.7	1.3	1.4	0.8	1.3	0.9
Services less trade, transportation, and warehousing.....	ID5	4121	1.477	5.6	0.8	0.3	0.4	1.3	0.2
Inputs to stage 4 services producers.....	ID5	42	52.465	8.2	0.0	1.2	0.4	1.1	0.1
Goods.....	ID5	421	13.952	15.8	1.2	1.4	0.2	1.9	2.0
Foods.....	ID5	4211	2.324	16.2	-1.1	0.1	0.3	1.1	2.2
Energy.....	ID5	4212	3.769	23.0	3.3	2.9	-1.7	3.7	4.1
Goods excluding foods and energy.....	ID5	4213	7.859	12.4	0.8	1.2	1.1	1.4	0.8
Services.....	ID5	422	38.427	5.7	-0.3	1.1	0.5	0.8	-0.6
Trade services.....	ID5	4223	4.502	13.3	1.3	1.5	0.3	1.0	0.5
Transportation and warehousing services.....	ID5	4222	3.234	12.8	0.8	0.7	1.8	0.8	-0.4
Transportation of passengers.....	ID5	42221	0.413	16.6	-1.3	5.3	3.9	-4.5	3.0
Transportation and warehousing of goods.....	ID5	42222	2.821	12.2	1.1	0.1	1.4	1.6	-0.9
Services less trade, transportation, and warehousing.....	ID5	4221	30.691	3.9	-0.7	1.1	0.4	0.8	-0.7
Construction.....	ID5	423	0.086	11.5	0.2	0.5	0.0	1.1	0.8
Inputs to stage 4 construction producers.....	ID5	43	14.643	21.1	1.4	1.1	1.2	2.7	1.8
Goods.....	ID5	431	10.507	24.7	1.8	1.9	1.5	3.1	2.2
Energy.....	ID5	4312	0.846	54.5	7.3	2.0	-1.1	3.5	13.0
Goods excluding foods and energy.....	ID5	4313	9.661	22.4	1.3	1.9	1.7	3.0	1.2
Services.....	ID5	432	4.136	12.6	0.6	-0.9	0.5	1.9	0.9
Trade services.....	ID5	4323	2.037	18.0	0.5	-2.5	0.7	2.0	1.2
Transportation and warehousing services.....	ID5	4322	0.611	16.7	1.8	2.1	0.9	1.4	1.6
Transportation of passengers.....	ID5	43221	0.013	16.7	-1.3	5.3	3.9	-4.5	3.0
Transportation and warehousing of goods.....	ID5	43222	0.598	16.7	1.9	2.1	0.8	1.5	1.6
Services less trade, transportation, and warehousing.....	ID5	4321	1.488	4.4	0.3	0.2	0.1	1.9	0.1
Stage 3 Intermediate Demand									
Stage 3 intermediate demand.....	ID5	3	100.000	18.4	1.0	0.8	0.7	1.5	1.0
Inputs to stage 3 goods producers.....	ID5	31	49.671	25.5	0.8	0.9	1.3	1.4	0.3
Goods.....	ID5	311	40.111	28.5	0.9	1.3	1.5	1.8	0.2
Foods.....	ID5	3111	10.917	29.2	-2.5	0.5	5.5	4.1	1.5
Energy.....	ID5	3112	1.560	42.6	7.3	6.6	0.7	-0.2	6.7
Goods excluding foods and energy.....	ID5	3113	27.634	27.9	2.2	1.3	0.0	0.9	-0.7
Services.....	ID5	312	9.560	13.9	0.7	-0.8	0.8	0.0	0.6
Trade services.....	ID5	3123	5.718	15.0	0.2	-2.1	0.8	-0.8	0.2
Transportation and warehousing services.....	ID5	3122	2.547	15.6	1.6	1.8	0.9	1.2	1.5
Transportation of passengers.....	ID5	31221	0.118	16.8	-1.3	5.3	4.0	-4.5	3.0
Transportation and warehousing of goods.....	ID5	31222	2.429	15.5	1.7	1.6	0.8	1.5	1.4
Services less trade, transportation, and warehousing.....	ID5	3121	1.295	6.7	1.2	0.4	0.5	1.0	0.6
Inputs to stage 3 services producers.....	ID5	32	48.940	11.9	1.2	0.8	0.1	1.5	1.6
Goods.....	ID5	321	10.345	35.6	5.8	0.6	-2.3	5.1	7.9
Foods.....	ID5	3211	0.089	9.0	0.4	0.9	0.8	2.6	1.5
Energy.....	ID5	3212	6.121	52.3	9.0	0.1	-4.1	7.6	12.1
Goods excluding foods and energy.....	ID5	3213	4.135	14.6	1.1	1.4	0.3	1.3	1.3
Services.....	ID5	322	37.680	6.3	0.0	0.8	0.8	0.5	-0.2
Trade services.....	ID5	3223	2.608	14.1	-0.2	0.8	-0.3	1.6	0.2
Transportation and warehousing services.....	ID5	3222	8.849	14.4	-0.3	0.2	1.6	-0.2	0.1
Transportation of passengers.....	ID5	32221	0.022	1.3	-0.1	0.1	0.0	-0.5	0.2
Transportation and warehousing of goods.....	ID5	32222	8.827	14.4	-0.3	0.2	1.6	-0.2	0.1
Services less trade, transportation, and warehousing.....	ID5	3221	26.223	3.1	0.1	1.0	0.7	0.6	-0.3
Construction.....	ID5	323	0.915	11.5	0.2	0.5	0.0	1.1	0.8
Inputs to stage 3 construction producers.....	ID5	33	1.388	18.2	1.0	-1.1	1.7	5.3	2.7
Goods.....	ID5	331	0.580	23.3	1.7	1.7	2.2	4.8	1.2
Goods excluding foods and energy.....	ID5	3313	0.580	23.3	1.7	1.7	2.2	4.8	1.2
Services.....	ID5	332	0.808	14.9	0.5	-2.9	1.3	5.7	3.7
Trade services.....	ID5	3323	0.766	15.3	0.4	-3.1	1.3	6.0	3.8
Transportation and warehousing services.....	ID5	3322	0.015	11.1	1.4	0.7	1.0	1.2	0.6
Transportation and warehousing of goods.....	ID5	33222	0.015	11.1	1.4	0.7	1.0	1.2	0.6
Services less trade, transportation, and warehousing.....	ID5	3321	0.027	6.7	1.9	0.8	0.7	-0.6	0.7
Stage 2 Intermediate Demand									
Stage 2 intermediate demand.....	ID5	2	100.000	19.6	3.7	1.2	-2.3	-0.1	6.5
Inputs to stage 2 goods producers.....	ID5	21	54.815	29.4	6.9	1.4	-4.9	-0.3	11.8

See footnotes at end of table.

Table 1. Producer price index percentage changes and weights for Final Demand-Intermediate Demand groupings, seasonally adjusted — Continued
[February 2022]

Grouping	Commodity code		Relative Importance Dec. 2021 ¹	Unadjusted 12-month percent change ² Feb. 2021 to Feb. 2022 ^P	Seasonally adjusted 1-month percent change ²				
	Group code	Item code			Sept. to Oct.	Oct. to Nov. ^P	Nov. to Dec. ^P	Dec. to Jan. ^P	Jan. to Feb. ^P
Goods.....	ID5	211	42.661	35.7	8.7	1.7	-6.4	-0.4	15.1
Foods.....	ID5	2111	3.184	13.5	-2.3	-0.8	0.1	4.4	5.0
Energy.....	ID5	2112	19.750	53.3	17.6	1.8	-12.5	-1.6	31.1
Goods excluding foods and energy.....	ID5	2113	19.727	21.5	1.4	1.9	-0.2	0.2	0.5
Services.....	ID5	212	11.685	8.6	0.9	0.2	0.9	0.0	0.3
Trade services.....	ID5	2123	5.350	10.4	1.0	-0.3	1.0	-0.4	0.3
Transportation and warehousing services.....	ID5	2122	3.353	9.3	0.9	0.6	1.1	0.4	0.6
Transportation of passengers.....	ID5	21221	0.154	15.5	-1.2	4.9	3.7	-4.2	2.8
Transportation and warehousing of goods.....	ID5	21222	3.199	9.0	1.0	0.4	0.9	0.7	0.5
Services less trade, transportation, and warehousing.....	ID5	2121	2.982	5.1	0.7	0.5	0.5	0.1	-0.1
Construction.....	ID5	213	0.469	11.5	0.2	0.5	0.0	1.1	0.8
Inputs to stage 2 services producers.....	ID5	22	45.184	8.3	-0.1	1.1	1.0	0.2	0.0
Goods.....	ID5	221	5.823	19.5	1.7	1.9	0.6	1.0	1.1
Foods.....	ID5	2211	0.032	16.4	0.3	0.6	0.7	2.9	1.8
Energy.....	ID5	2212	0.396	57.7	11.7	8.9	-4.3	1.7	6.6
Goods excluding foods and energy.....	ID5	2213	5.395	17.4	1.1	1.4	1.0	1.0	0.7
Services.....	ID5	222	37.793	6.6	-0.4	1.0	1.1	0.0	-0.2
Trade services.....	ID5	2223	2.550	14.0	-1.9	4.2	3.7	-2.2	-0.5
Transportation and warehousing services.....	ID5	2222	3.079	28.2	-1.6	0.5	3.5	-3.2	1.2
Transportation of passengers.....	ID5	22221	0.352	16.5	-1.3	5.3	3.9	-4.5	3.0
Transportation and warehousing of goods.....	ID5	22222	2.727	29.9	-1.6	-0.1	3.4	-3.1	1.0
Services less trade, transportation, and warehousing.....	ID5	2221	32.164	4.5	-0.2	0.8	0.7	0.5	-0.3
Construction.....	ID5	223	1.568	11.5	0.2	0.5	0.0	1.1	0.8
Stage 1 Intermediate Demand									
Stage 1 intermediate demand.....	ID5	1	100.000	16.4	1.1	1.3	0.3	1.2	0.9
Inputs to stage 1 goods producers.....	ID5	11	35.393	23.2	1.8	1.9	0.1	0.1	0.1
Goods.....	ID5	111	26.061	28.4	2.4	3.0	-0.2	0.3	0.2
Foods.....	ID5	1111	3.173	17.3	-2.4	2.0	1.3	1.3	2.3
Energy.....	ID5	1112	3.734	39.5	8.4	7.7	-2.2	0.8	4.3
Goods excluding foods and energy.....	ID5	1113	19.154	28.5	2.1	2.2	0.0	0.0	-0.9
Services.....	ID5	112	9.331	10.6	0.2	-1.1	0.9	-0.4	-0.2
Trade services.....	ID5	1123	6.049	13.0	0.2	-2.1	0.9	-1.3	-0.1
Transportation and warehousing services.....	ID5	1122	0.488	15.7	1.9	1.4	2.4	-0.1	1.5
Transportation of passengers.....	ID5	11221	0.084	16.8	-1.3	5.3	4.0	-4.5	3.0
Transportation and warehousing of goods.....	ID5	11222	0.404	15.5	2.5	0.6	2.1	0.8	1.2
Services less trade, transportation, and warehousing.....	ID5	1121	2.794	5.0	0.0	0.6	0.5	1.4	-0.6
Construction.....	ID5	113	0.001	11.5	0.2	0.5	0.0	1.1	0.8
Inputs to stage 1 services producers.....	ID5	12	51.748	11.3	0.6	1.3	0.3	1.4	1.0
Goods.....	ID5	121	17.248	21.9	2.9	1.1	-0.1	3.0	3.7
Foods.....	ID5	1211	0.051	15.2	1.4	1.6	0.2	2.2	2.9
Energy.....	ID5	1212	5.794	37.8	6.5	0.6	-2.0	5.2	8.5
Goods excluding foods and energy.....	ID5	1213	11.403	14.6	1.1	1.3	1.0	1.8	1.2
Services.....	ID5	122	34.495	6.5	-0.5	1.4	0.5	0.6	-0.4
Trade services.....	ID5	1223	3.803	15.4	0.5	1.7	0.0	1.7	0.6
Transportation and warehousing services.....	ID5	1222	3.609	13.1	0.6	2.1	1.6	-0.6	1.0
Transportation of passengers.....	ID5	12221	1.091	16.7	-1.3	5.3	4.0	-4.5	3.0
Transportation and warehousing of goods.....	ID5	12222	2.518	11.7	1.3	0.9	0.6	1.1	0.1
Services less trade, transportation, and warehousing.....	ID5	1221	27.083	4.5	-0.8	1.3	0.5	0.6	-0.7
Construction.....	ID5	123	0.005	11.5	0.2	0.5	0.0	1.1	0.8
Inputs to stage 1 construction producers.....	ID5	13	12.858	20.0	1.4	-0.1	0.9	3.5	2.6
Goods.....	ID5	131	8.466	22.6	2.1	1.0	0.9	2.8	2.3
Energy.....	ID5	1312	0.829	53.2	9.5	-2.6	-2.1	7.8	12.4
Goods excluding foods and energy.....	ID5	1313	7.637	19.6	1.3	1.4	1.2	2.3	1.2
Services.....	ID5	132	4.392	15.7	0.3	-2.0	0.9	4.8	3.2
Trade services.....	ID5	1323	3.727	15.4	0.0	-2.7	1.0	5.4	3.4
Transportation and warehousing services.....	ID5	1322	0.609	19.0	2.2	2.3	0.9	1.6	2.0
Transportation and warehousing of goods.....	ID5	13222	0.609	19.0	2.2	2.3	0.9	1.6	2.0
Services less trade, transportation, and warehousing.....	ID5	1321	0.056	4.5	0.4	0.6	0.1	0.1	1.3
Special Groupings of Intermediate Demand by Production Flow									
Total goods inputs to stage 4 intermediate demand.....	ID5	9411	47.657	17.9	1.3	1.5	0.6	1.9	1.3
Total services inputs to stage 4 intermediate demand.....	ID5	9412	52.254	7.6	0.0	1.1	0.4	1.0	-0.2
Total construction inputs to stage 4 intermediate demand.....	ID5	9413	0.086	11.5	0.2	0.5	0.0	1.1	0.8
Total foods inputs to stage 4 intermediate demand.....	ID5	9414	5.498	16.8	-0.8	1.4	0.1	1.4	2.3
Total energy goods inputs to stage 4 intermediate demand.....	ID5	9415	4.805	28.3	4.1	2.8	-1.4	3.5	5.8
Total goods less foods and energy inputs to stage 4 intermediate demand.....	ID5	9416	37.354	16.8	1.3	1.3	0.9	1.8	0.5

See footnotes at end of table.

Table 1. Producer price index percentage changes and weights for Final Demand-Intermediate Demand groupings, seasonally adjusted — Continued
[February 2022]

Grouping	Commodity code		Relative Importance Dec. 2021 ¹	Unadjusted 12-month percent change ² Feb. 2021 to Feb. 2022 ^p	Seasonally adjusted 1-month percent change ²				
	Group code	Item code			Sept. to Oct.	Oct. to Nov. ^p	Nov. to Dec. ^p	Dec. to Jan. ^p	Jan. to Feb. ^p
Total goods inputs to stage 3 intermediate demand.....	ID5	9311	51.036	30.0	1.9	1.2	0.7	2.5	1.8
Total services inputs to stage 3 intermediate demand.....	ID5	9312	48.048	7.9	0.2	0.4	0.8	0.5	0.1
Total construction inputs to stage 3 intermediate demand.....	ID5	9313	0.915	11.5	0.2	0.5	0.0	1.1	0.8
Total foods inputs to stage 3 intermediate demand.....	ID5	9314	11.006	29.0	-2.5	0.5	5.4	4.1	1.5
Total energy goods inputs to stage 3 intermediate demand.....	ID5	9315	7.681	50.4	8.7	1.4	-3.1	6.0	11.1
Total goods less foods and energy inputs to stage 3 intermediate demand.....	ID5	9316	32.349	25.9	2.0	1.4	0.0	1.0	-0.4
Total goods inputs to stage 2 intermediate demand.....	ID5	9211	48.484	33.9	7.9	1.7	-5.7	-0.2	13.5
Total services inputs to stage 2 intermediate demand.....	ID5	9212	49.478	7.1	-0.1	0.8	1.0	0.0	-0.1
Total construction inputs to stage 2 intermediate demand.....	ID5	9213	2.037	11.5	0.2	0.5	0.0	1.1	0.8
Total foods inputs to stage 2 intermediate demand.....	ID5	9214	3.216	13.6	-2.2	-0.8	0.2	4.3	5.0
Total energy goods inputs to stage 2 intermediate demand.....	ID5	9215	20.146	53.2	17.5	1.9	-12.4	-1.5	30.7
Total goods less foods and energy inputs to stage 2 intermediate demand.....	ID5	9216	25.122	20.6	1.4	1.8	0.0	0.3	0.5
Total goods inputs to stage 1 intermediate demand.....	ID5	9111	51.775	25.2	2.5	2.0	0.0	1.6	1.7
Total services inputs to stage 1 intermediate demand.....	ID5	9112	48.218	8.1	-0.3	0.6	0.6	0.8	0.0
Total construction inputs to stage 1 intermediate demand.....	ID5	9117	0.006	11.5	0.2	0.5	0.0	1.1	0.8
Total foods inputs to stage 1 intermediate demand.....	ID5	9114	3.224	17.2	-2.3	2.0	1.3	1.3	2.3
Total energy goods inputs to stage 1 intermediate demand.....	ID5	9115	10.357	39.6	7.4	2.8	-2.1	3.8	7.4
Total goods less foods and energy inputs to stage 1 intermediate demand.....	ID5	9116	38.194	22.2	1.6	1.8	0.5	1.0	0.1

¹ Comprehensive relative importance figures are initially computed after the publication of December indexes and are recalculated after final December indexes are available. Individual items and subtotals may not add exactly to totals because of rounding differences.

² All indexes are subject to revision for 4 months after their originally scheduled publication to incorporate late reports and corrections by survey respondents. In addition, seasonally adjusted indexes are subject to change for up to 5 years due to the recalculation of seasonal factors published each January.

³ PPI defines Total finished as including only the personal consumption and private capital investment portions of final demand.

⁴ Trade indexes measure changes in margins received by wholesalers and retailers.

⁵ The PPI definition of foods does not include food and beverages for immediate consumption. PPI defines food and beverages for immediate consumption as the service of preparing meals, snacks, and beverages to customer order for immediate on-premises and off-premises consumption.

⁶ Distributive services include transportation, warehousing, and trade of goods.

⁷ Includes intermediate trade, transportation, and warehousing services.

⁸ Includes crude petroleum.

⁹ Excludes crude petroleum.

p Preliminary

"-" Data not available.

Table 2. Producer price index percentage changes for selected commodity groupings by Final Demand-Intermediate Demand category, seasonally adjusted
[February 2022]

Grouping	Commodity code		Unadjusted 12-month percent change ¹	Seasonally adjusted 1-month percent change ¹				
	Group code	Item code		Feb. 2021 to Feb. 2022 ^P	Sept. to Oct.	Oct. to Nov. ^P	Nov. to Dec. ^P	Dec. to Jan. ^P
Final Demand								
Final demand.....	FD	4	10.0	0.7	0.9	0.4	1.2	0.8
Final demand goods.....	FD	41	14.4	1.3	0.9	-0.1	1.5	2.4
Final demand foods.....	FD	411	13.7	-0.1	1.2	-0.2	1.7	1.9
Fresh fruits and melons ²	01	11	13.3	0.1	20.1	-5.5	3.9	4.5
Fresh and dry vegetables ²	01	13	17.5	17.7	11.5	-14.9	-3.5	-9.4
Grains.....	01	2	20.0	-4.5	4.5	3.2	0.4	1.7
Eggs for fresh use ²	01	7107	31.2	-12.1	-5.5	46.9	-17.6	31.3
Oilseeds.....	01	8301	10.4	-5.9	-1.6	0.5	8.7	9.2
Bakery products ²	02	11	9.6	0.2	1.1	0.7	2.3	2.5
Milled rice ²	02	13	12.9	0.9	0.7	0.4	0.6	4.3
Pasta products ²	02	1402	21.4	0.5	1.9	5.3	3.0	3.3
Beef and veal.....	02	2101	22.8	-10.3	1.5	-4.6	6.5	-3.6
Pork.....	02	2104	4.7	-4.1	-1.3	-2.0	-2.6	3.9
Processed young chickens.....	02	2203	26.7	-1.4	-0.6	1.4	0.1	2.1
Processed turkeys.....	02	2206	52.3	0.7	2.2	2.2	4.0	5.7
Finfish and shellfish.....	02	23	14.7	6.3	1.8	1.2	-13.2	2.0
Dairy products.....	02	3	16.2	1.1	0.9	2.3	5.1	2.9
Processed fruits and vegetables ²	02	4	5.4	0.9	-0.1	0.5	1.1	0.4
Confectionery end products ²	02	55	6.3	0.5	1.0	-0.2	1.1	0.3
Soft drinks ²	02	62	9.3	1.2	0.3	0.4	3.0	0.9
Roasted coffee ²	02	6301	14.0	-0.7	1.1	1.0	0.8	9.1
Shortening and cooking oils ²	02	78	44.0	4.2	0.9	-4.3	4.3	8.2
Frozen specialty food ²	02	85	11.8	0.4	0.3	0.4	1.9	5.8
Final demand energy.....	FD	412	33.8	5.0	0.9	-1.4	3.7	8.2
Liquefied petroleum gas ²	05	32	57.2	14.6	-9.9	-15.9	14.1	8.1
Residential electric power.....	05	41	8.3	0.7	0.5	0.7	1.8	1.3
Residential natural gas.....	05	51	25.6	3.7	0.6	0.2	0.7	1.7
Gasoline.....	05	71	60.6	6.8	2.9	-1.8	3.3	14.8
Home heating oil and distillates.....	05	7302	77.2	12.3	-3.0	0.6	15.1	14.4
No. 2 diesel fuel.....	05	7303	57.5	11.6	-3.2	-3.1	9.3	14.9
Final demand goods less foods and energy.....	FD	413	9.6	0.7	0.8	0.4	0.7	0.7
Alcoholic beverages.....	02	61	2.1	0.8	0.0	0.1	-0.1	1.0
Pet food ²	02	9402	9.4	0.1	0.2	0.2	1.0	1.5
Women's, girls', and infants' apparel ²	03	8106	2.1	0.5	0.5	0.0	0.2	0.0
Men's and boys' apparel ²	03	8107	3.2	0.0	0.3	0.1	1.6	-0.7
Textile housefurnishings ²	03	82	5.9	1.1	0.4	0.0	1.3	-2.8
Footwear.....	04	3	6.7	1.0	2.2	0.7	0.1	-0.1
Industrial chemicals.....	06	1	26.2	1.7	2.3	-1.4	-0.6	1.5
Pharmaceutical preparations.....	06	38	1.5	0.2	0.2	0.1	-0.4	0.6
Soaps and detergents ²	06	71	5.4	0.4	0.4	0.1	0.7	0.1
Cleaning and polishing products ²	06	72	6.0	0.5	1.8	0.3	1.0	0.1
Cosmetics and other toiletries ²	06	75	3.9	0.2	0.0	0.3	1.2	1.1
Tires ²	07	1201	11.7	0.4	0.8	0.4	3.6	1.1
Consumer, institutional, and commercial products, n.e.c. ²	07	2B	30.4	1.2	4.3	3.6	0.3	3.6
Sanitary paper products ²	09	1501	5.8	0.0	1.1	0.1	0.8	0.9
Iron and steel scrap ²	10	12	9.3	-0.4	8.8	-1.8	-9.2	-1.4
Agricultural machinery and equipment.....	11	1	16.7	1.9	1.8	1.5	0.5	2.0
Construction machinery and equipment ²	11	2	9.2	3.0	0.4	0.8	0.3	0.8
Metal cutting machine tools ²	11	37	4.5	0.7	0.0	1.1	0.8	0.2
Metal forming machine tools.....	11	38	2.7	0.0	0.3	0.4	-0.4	0.0
Tools, dies, jigs, fixtures, and industrial molds ²	11	39	7.0	1.1	0.5	0.7	1.0	0.2
Pumps, compressors, and equipment.....	11	41	11.6	0.5	0.4	0.9	1.5	2.6
Industrial material handling equipment ²	11	44	13.8	1.2	1.6	1.1	1.0	0.3
Electronic computers and computer equipment ²	11	5	6.4	0.5	0.4	0.6	2.3	1.3
Textile machinery and equipment ²	11	62	6.5	0.0	0.0	0.2	5.4	0.1
Paper industries machinery ²	11	64	6.5	1.0	0.7	0.8	0.9	0.2
Printing trades machinery and equipment ²	11	65	6.2	0.1	0.8	2.5	0.2	0.1
Transformers and power regulators ²	11	74	34.8	3.0	5.5	1.9	0.6	0.5
Communication and related equipment.....	11	76	5.8	0.5	0.5	0.3	0.4	0.4
Electronic components and accessories.....	11	78	3.3	0.1	0.4	0.3	1.1	0.0
X-ray and electromedical equipment ²	11	7905	0.6	0.0	0.0	0.0	0.3	0.5
Oil field and gas field machinery ²	11	91	5.7	0.6	0.4	0.0	2.4	0.0
Mining machinery and equipment ²	11	92	11.8	0.2	4.1	0.0	0.2	0.0
Office and store machines and equipment ²	11	93	2.5	0.0	0.0	1.5	0.0	0.0

See footnotes at end of table.

Table 2. Producer price index percentage changes for selected commodity groupings by Final Demand-Intermediate Demand category, seasonally adjusted — Continued
 [February 2022]

Grouping	Commodity code		Unadjusted 12-month percent change ¹	Seasonally adjusted 1-month percent change ¹				
	Group code	Item code		Feb. 2021 to Feb. 2022 ^P	Sept. to Oct.	Oct. to Nov. ^P	Nov. to Dec. ^P	Dec. to Jan. ^P
Household furniture ²	12	1	13.7	0.5	1.0	0.7	0.8	0.5
Commercial furniture ²	12	2	14.2	0.4	0.7	0.6	2.0	1.6
Floor coverings ²	12	3	1.1	1.5	0.2	-0.1	-5.3	0.5
Household appliances ²	12	4	9.2	0.7	0.3	0.9	1.4	0.6
Home electronic equipment ²	12	5	11.2	1.0	1.1	0.1	1.3	0.9
Lawn and garden equipment excl. garden tractors ²	12	66	7.3	0.7	0.4	1.1	0.8	1.2
Passenger cars.....	14	1101	2.4	-0.7	0.4	-0.3	0.1	0.6
Light motor trucks.....	14	1105	3.6	-0.8	0.1	0.0	0.5	0.7
Heavy motor trucks ²	14	1106	1.4	0.0	0.1	0.0	0.6	0.0
Motor vehicles parts ²	14	12	5.1	0.4	0.7	0.2	0.7	0.2
Truck trailers ²	14	14	39.8	9.2	1.2	1.7	5.2	6.2
Travel trailers and campers ²	14	16	24.5	3.5	3.0	0.7	2.3	0.0
Aircraft.....	14	21	2.1	0.2	0.2	0.2	0.4	0.4
Ships ²	14	31	5.9	0.3	0.1	1.2	1.4	0.0
Railroad equipment ²	14	4	2.8	0.3	0.8	0.3	0.6	0.1
Toys, games, and children's vehicles ²	15	11	6.2	0.1	0.7	0.0	2.6	0.0
Sporting and athletic goods.....	15	12	20.8	0.5	1.2	1.1	3.6	3.7
Cigarettes ²	15	21	8.3	1.2	0.2	1.6	0.8	0.4
Mobile homes ²	15	5	31.6	1.6	0.1	3.8	2.9	2.6
Medical, surgical & personal aid devices.....	15	6	3.6	0.2	0.1	-0.2	1.5	0.7
Jewelry, platinum and karat gold ²	15	9402	2.5	0.0	1.4	-0.8	0.7	1.5
Costume jewelry and novelties ²	15	9404	6.3	0.0	0.8	0.0	0.0	4.4
Final demand services.....	FD	42	7.8	0.2	1.0	0.7	1.0	0.0
Final demand trade services ³	FD	423	14.4	0.5	1.3	1.4	1.7	0.2
Machinery and equipment parts and supplies wholesaling ²	57	1102	17.3	1.7	5.2	-0.2	2.6	0.9
Machinery and vehicle wholesaling ²	57	1103	22.7	3.1	2.8	2.1	5.3	1.3
Professional and commercial equipment wholesaling ²	57	1104	1.3	0.9	1.0	-2.5	0.2	-1.7
Furnishings wholesaling ²	57	2	28.9	3.3	-3.0	9.5	1.5	-1.9
Chemicals and allied products wholesaling ²	57	5	-0.5	0.5	-1.7	1.1	-5.1	-1.2
Paper and plastics products wholesaling ²	57	6	23.0	2.1	3.8	-2.2	2.9	2.2
Apparel wholesaling ²	57	7	-7.6	-2.0	1.6	-1.9	-3.2	1.0
Food and alcohol wholesaling ²	57	8	7.9	3.0	-2.1	1.5	0.4	1.0
Food and alcohol retailing.....	58	1	11.2	0.5	1.5	1.7	1.1	1.8
Health, beauty, and optical goods retailing ²	58	2	9.3	-0.2	0.4	3.0	2.7	0.3
Apparel, jewelry, footwear, and accessories retailing.....	58	3	10.5	-3.4	4.7	0.8	-1.2	-2.2
Computer hardware, software, and supplies retailing ²	58	4	4.2	3.5	-8.3	4.9	5.8	1.0
TV, video, and photographic equipment and supplies retailing ²	58	5	8.7	-17.4	-12.1	1.4	8.3	2.0
Automobiles retailing (partial).....	58	6101	132.7	5.4	2.3	7.5	7.4	-2.8
Automotive parts, including tires, retailing ²	58	6102	5.7	2.0	0.1	1.1	-0.3	0.6
RVs, trailers, and campers retailing ²	58	8	60.6	14.7	-2.7	5.6	3.7	-0.3
Sporting goods, including boats, retailing.....	58	9	0.9	-5.6	8.1	-4.5	-1.8	-0.2
Lawn, garden, and farm equipment and supplies retailing ²	58	A	16.4	3.4	3.4	1.0	1.1	0.7
Furniture retailing ²	58	B	31.1	9.0	1.5	2.5	2.2	3.0
Flooring and floor coverings retailing ²	58	C	31.3	7.2	-1.8	2.8	18.0	-0.1
Hardware, building materials, and supplies retailing.....	58	D	15.4	0.1	-4.9	2.0	8.8	6.3
Major household appliances retailing.....	58	E	7.7	-4.8	0.4	1.9	8.7	-3.0
Fuels and lubricants retailing.....	58	F	12.4	-6.5	7.1	12.3	-10.5	-2.7
Cleaning supplies and paper products retailing ²	58	G	26.1	-5.2	5.8	-1.5	2.7	-0.2
Book retailing ²	58	H	5.7	0.1	0.2	-6.9	9.7	1.2
Final demand transportation and warehousing services.....	FD	422	16.6	1.1	2.7	1.5	0.0	1.9
Rail transportation of freight and mail ²	30	11	8.4	0.8	0.7	0.4	1.4	0.3
Truck transportation of freight ²	30	12	19.1	2.1	2.4	0.8	1.6	2.0
Air transportation of freight ²	30	14	12.6	3.0	2.5	3.5	0.1	0.5
Courier, messenger, and U.S. postal services.....	30	16	8.4	1.1	0.6	0.1	1.3	-0.1
Rail transportation of passengers.....	30	21	0.8	-0.1	-0.1	-0.2	-0.3	0.1
Airline passenger services.....	30	22	16.8	-1.3	5.3	4.0	-4.5	3.0
Final demand services less trade, transportation, and warehousing.....	FD	421	3.8	-0.1	0.6	0.3	0.8	-0.4
Sales of books ²	33	11	7.9	-0.3	0.5	1.2	0.9	2.2
Sales and subscriptions of periodicals and newspapers.....	33	12	2.8	0.2	0.5	0.5	0.3	-0.8
Application software publishing ²	34	2	0.4	1.4	-0.3	-0.1	1.1	-4.7
Advertising space sales in periodicals, newspapers, directories, and mailing lists ²	36	1	-0.9	0.4	0.1	0.1	1.3	-2.3
Residential wired telecommunication services.....	37	11	1.8	0.3	0.4	-0.1	0.1	-0.4
Wireless telecommunication services.....	37	2	0.6	0.0	0.2	-0.1	-0.2	0.7
Cable and satellite subscriber services.....	37	3	2.5	0.4	0.3	0.2	1.8	-0.2
Internet access services ²	37	4	-0.9	-0.1	0.0	0.1	0.0	0.0

See footnotes at end of table.

Table 2. Producer price index percentage changes for selected commodity groupings by Final Demand-Intermediate Demand category, seasonally adjusted — Continued
 [February 2022]

Grouping	Commodity code		Unadjusted 12-month percent change ¹	Seasonally adjusted 1-month percent change ¹				
	Group code	Item code		Feb. 2021 to Feb. 2022 ^P	Sept. to Oct.	Oct. to Nov. ^P	Nov. to Dec. ^P	Dec. to Jan. ^P
Bundled wired telecommunications access services ²	37	5	3.1	1.1	-1.5	0.8	0.2	0.0
Consumer loans (partial).....	39	12	-1.1	-1.1	1.8	1.0	-0.2	-2.6
Deposit services (partial) ²	39	2	-1.2	0.7	0.1	-3.6	1.3	-0.5
Other credit intermediation, incl. trust services (partial) ²	39	3	-1.9	-0.2	-1.7	-0.1	0.3	1.2
Securities brokerage, dealing, investment advice, and related services ² ...	40	1	2.6	-6.7	8.2	-1.2	-0.5	1.5
Portfolio management ²	40	2	4.1	-1.3	2.6	-0.3	1.8	-4.2
Life insurance ²	41	1101	1.3	0.0	-0.2	0.0	1.2	0.0
Disability insurance, including accidental death ²	41	1102	-0.1	0.0	0.0	0.0	-0.1	0.0
Health and medical insurance.....	41	1103	1.4	0.1	0.2	0.3	-0.5	0.0
Property and casualty insurance ²	41	1104	1.0	-0.2	0.0	0.3	0.2	0.4
Annuities ²	41	2	-1.4	0.1	0.1	0.0	-0.3	0.0
Residential property sales and leases, brokerage fees and commissions..	43	21	11.4	0.1	0.3	0.4	1.1	1.2
Passenger car rental.....	44	1	22.9	4.1	0.5	0.5	-5.7	-2.2
Legal services.....	45	1	5.8	0.7	0.4	0.4	1.0	0.3
Tax preparation and planning.....	45	2102	-6.8	-0.2	0.1	-1.3	-2.2	1.8
Architectural and engineering services.....	45	3	4.6	0.2	0.1	0.0	2.6	-0.1
Management, scientific, and technical consulting services.....	45	4	3.7	0.8	-0.3	0.4	1.8	-0.3
Arrangement of flights (partial).....	47	1	-4.4	-3.7	0.2	-0.2	0.8	-0.8
Arrangement of vehicle rentals and lodging ²	47	2	18.6	0.3	0.7	1.0	1.9	0.5
Arrangement of cruises and tours ²	47	3	6.8	-3.3	-3.4	-6.1	1.6	0.3
Physician care.....	51	1101	1.2	0.2	0.3	0.2	-0.5	0.2
Medical laboratory and diagnostic imaging care ²	51	1102	-0.2	0.0	0.0	0.0	0.0	0.0
Home health and hospice care.....	51	1103	2.5	0.3	0.2	0.2	0.6	0.0
Hospital outpatient care ²	51	1104	4.0	0.3	0.0	0.0	1.7	0.1
Dental care.....	51	1105	3.9	0.0	0.1	0.1	1.8	0.8
Hospital inpatient care.....	51	2101	3.2	-0.2	0.2	0.3	1.1	-0.2
Nursing home care.....	51	2102	1.3	0.0	0.5	0.1	0.0	0.1
Traveler accommodation services.....	53	11	20.6	-0.4	4.2	3.9	1.1	-3.4
Food and beverages for immediate consumption services (partial) ²	54	1	8.3	-0.1	0.5	0.6	0.2	0.3
Motor vehicle repair and maintenance (partial).....	55	2	2.1	0.2	0.3	0.4	-0.7	-0.1
Membership dues and admissions and recreation facility use fees (partial) ²	56	1	4.1	1.4	0.9	1.1	0.3	0.7
Recreational activity instruction fees (partial) ²	56	2	-1.7	0.0	0.0	0.0	0.0	0.0
Gaming receipts (partial) ²	56	3	3.5	1.3	2.3	-3.8	2.1	-1.2
Mining services ²	60	1	9.6	0.9	0.1	2.0	2.3	0.0
Final demand construction.....	FD	43	16.6	5.9	0.4	0.3	3.6	0.6
New warehouse building construction ²	80	1101	28.5	13.0	-0.3	0.1	6.3	0.3
New school building construction ²	80	1102	12.3	5.3	0.1	0.0	2.9	0.2
New office building construction ²	80	1103	17.8	5.7	0.3	0.7	4.2	0.8
New industrial building construction ²	80	1104	19.1	7.7	0.5	0.4	3.9	1.3
New health care building construction ²	80	1105	14.8	4.9	0.9	0.1	2.9	0.3
Intermediate Demand by Commodity Type								
Processed goods for intermediate demand.....	ID6	1	23.3	2.4	1.5	0.0	2.0	1.6
Processed foods and feeds.....	ID6	9112	15.5	-0.4	0.1	0.0	2.5	1.9
Meats.....	02	21	15.6	-5.9	0.1	-2.8	2.4	-0.9
Processed poultry.....	02	22	26.5	-0.2	-1.6	2.6	2.7	3.2
Dairy products.....	02	3	16.2	1.1	0.9	2.3	5.1	2.9
Processed fruits and vegetables ²	02	4	5.4	0.9	-0.1	0.5	1.1	0.4
Refined sugar and byproducts ²	02	53	5.1	0.3	0.2	1.3	0.0	1.1
Fats and oils ²	02	7	44.2	2.5	1.9	-2.5	3.5	6.0
Prepared animal feeds ²	02	9	11.1	-0.5	0.1	0.3	3.0	2.8
Processed materials less foods and feeds.....	ID6	9111	24.0	2.7	1.6	0.0	2.0	1.6
Synthetic fibers ²	03	1	16.3	1.7	-0.3	-0.8	0.4	0.7
Processed yarns and threads ²	03	2	24.5	3.5	3.6	0.2	2.2	1.4
Finished fabrics ²	03	4	15.2	1.5	0.9	0.6	1.2	1.4
Liquefied petroleum gas ²	05	32	57.2	14.6	-9.9	-15.9	14.1	8.1
Commercial electric power.....	05	42	13.7	0.1	1.9	-1.1	4.7	3.0
Industrial electric power.....	05	43	15.1	2.1	1.2	-1.0	3.2	2.5
Commercial natural gas.....	05	52	29.0	6.5	0.6	-1.2	0.4	0.7
Industrial natural gas.....	05	53	48.8	10.4	2.2	-2.6	-3.1	9.1
Natural gas to electric utilities.....	05	54	66.4	19.0	27.5	-7.9	-4.3	-4.2
Gasoline.....	05	71	60.6	6.8	2.9	-1.8	3.3	14.8
Jet fuel ²	05	7203	75.2	12.4	3.8	-9.9	13.1	14.5
No. 2 diesel fuel.....	05	7303	57.5	11.6	-3.2	-3.1	9.3	14.9
Residual fuels ²	05	74	37.2	9.4	4.3	-0.9	-6.2	14.8

See footnotes at end of table.

Table 2. Producer price index percentage changes for selected commodity groupings by Final Demand-Intermediate Demand category, seasonally adjusted — Continued
 [February 2022]

Grouping	Commodity code		Unadjusted 12-month percent change ¹	Seasonally adjusted 1-month percent change ¹				
	Group code	Item code		Feb. 2021 to Feb. 2022 ^P	Sept. to Oct.	Oct. to Nov. ^P	Nov. to Dec. ^P	Dec. to Jan. ^P
Finished lubricants ²	05	76	14.8	3.4	0.0	0.2	0.8	0.4
Lubricating oil base stocks ²	05	78	46.2	0.6	-5.3	0.4	1.8	1.2
Asphalt.....	05	8102	37.5	5.3	11.0	2.0	-6.0	5.9
Basic inorganic chemicals ²	06	13	19.9	0.5	1.1	1.9	3.7	2.3
Basic organic chemicals.....	06	14	27.2	1.9	2.4	-1.9	-1.2	1.4
Prepared paint ²	06	21	21.1	1.1	0.8	1.0	6.5	0.6
Paint materials ²	06	22	15.6	0.9	4.0	-1.2	1.8	3.3
Medicinal and botanical chemicals ²	06	31	2.1	0.0	-0.1	0.2	1.7	0.0
Biological products, including diagnostics.....	06	37	5.6	0.1	0.3	2.7	0.0	-0.1
Fats and oils, inedible ²	06	4	42.0	-0.5	0.2	-6.7	0.3	8.0
Nitrogenates.....	06	5201	117.4	12.6	11.4	13.7	2.5	5.5
Phosphates.....	06	5202	-	3.3	5.3	4.8	-	-
Other agricultural chemicals ²	06	53	19.0	4.1	0.1	0.1	4.1	0.0
Plastic resins and materials.....	06	6	21.7	-0.5	0.0	-1.3	-2.5	-0.7
Industrial gases ²	06	7903	16.2	-2.2	8.4	3.1	0.1	1.9
Adhesives and sealants ²	06	7904	17.7	0.6	0.6	2.0	2.5	3.6
Synthetic rubber ²	07	1102	20.4	0.3	-1.5	-3.2	0.6	-0.2
Tires ²	07	1201	11.7	0.4	0.8	0.4	3.6	1.1
Plastic construction products ²	07	21	35.6	2.9	1.7	1.4	1.6	1.3
Unsupported plastic film, sheet, other shapes ²	07	22	24.2	2.7	1.9	0.7	0.5	0.5
Parts for manufacturing from plastics ²	07	26	16.0	1.1	0.7	1.9	1.1	0.4
Plastic packaging products ²	07	2A	24.8	2.1	2.3	0.5	1.0	-0.3
Softwood lumber.....	08	11	22.2	6.7	6.9	22.1	25.6	2.6
Hardwood lumber ²	08	12	23.9	1.8	-0.1	0.6	0.2	-0.4
Millwork.....	08	2	22.3	-0.1	0.9	2.2	4.7	1.9
Plywood ²	08	3	22.2	4.4	4.0	2.6	18.1	5.5
Paper ²	09	13	17.6	0.9	1.2	0.4	1.1	1.1
Paperboard ²	09	14	18.1	3.9	0.2	0.8	0.1	0.0
Paper boxes and containers ²	09	1503	16.4	3.3	1.1	0.4	1.9	0.9
Building paper and board ²	09	2	17.7	3.0	2.5	2.7	13.5	0.4
Commercial printing ²	09	47	13.0	0.6	3.6	0.6	1.3	2.5
Foundry and forge shop products ²	10	15	14.8	1.3	0.8	1.3	2.7	1.3
Steel mill products ²	10	17	74.4	4.1	3.0	0.2	-1.5	-9.9
Primary nonferrous metals ²	10	22	33.4	3.9	-3.7	0.5	4.7	5.4
Secondary nonferrous metals ²	10	24	13.2	0.2	0.8	0.5	2.8	3.4
Aluminum mill shapes ²	10	2501	37.3	4.3	2.0	-5.9	4.1	6.2
Copper and brass mill shapes ²	10	2502	24.4	0.1	1.2	-3.0	3.1	0.8
Nonferrous wire and cable ²	10	26	25.7	3.2	1.5	-1.6	0.1	0.9
Nonferrous foundry shop products.....	10	28	13.8	0.6	1.2	0.8	1.5	1.3
Metal containers ²	10	3	34.6	2.9	1.3	2.8	10.4	2.6
Hardware ²	10	4	16.8	5.0	1.2	0.3	0.6	1.1
Plumbing fixtures and brass fittings.....	10	5	6.1	0.6	0.5	1.6	1.4	-0.4
Heating equipment ²	10	6	20.3	0.9	1.1	3.0	1.8	0.6
Fabricated structural metal products.....	10	7	39.8	2.5	3.2	2.1	0.8	1.0
Bolts, nuts, screws, rivets, and washers ²	10	81	16.4	0.9	0.1	0.7	0.7	1.1
Lighting fixtures ²	10	83	9.2	0.5	0.4	0.8	1.2	0.4
Fabricated ferrous wire products ²	10	88	32.1	2.1	1.0	2.7	1.3	2.0
Other miscellaneous metal products ²	10	89	14.1	1.4	0.7	1.4	1.1	1.0
Fluid power equipment.....	11	43	12.5	1.4	0.5	2.0	2.3	1.0
Mechanical power transmission equipment ²	11	45	11.0	0.5	0.5	0.6	2.9	0.3
Air conditioning and refrigeration equipment ²	11	48	20.5	1.8	1.8	1.4	4.4	1.4
Metal valves, except fluid power.....	11	4902	8.5	0.7	0.5	1.4	1.4	1.0
Ball and roller bearings ²	11	4905	7.9	0.0	0.6	-0.4	0.3	1.6
Wiring devices ²	11	71	28.9	1.6	1.5	2.0	2.5	1.0
Motors, generators, motor generator sets ²	11	73	15.7	1.6	2.5	0.1	2.9	2.9
Switchgear, switchboard, and industrial controls equip. ²	11	75	14.9	-0.3	0.4	1.6	2.7	3.3
Electronic components and accessories.....	11	78	3.3	0.1	0.4	0.3	1.1	0.0
Internal combustion engines ²	11	94	4.2	0.9	0.0	0.0	2.2	0.1
Machine shop products ²	11	95	5.0	0.9	0.1	0.8	0.2	0.1
Flat glass ²	13	11	10.0	1.4	0.6	1.0	1.9	0.2
Cement.....	13	22	7.6	0.3	0.1	0.4	3.2	0.5
Concrete products.....	13	3	10.0	0.5	0.9	0.7	1.3	0.9
Asphalt felts and coatings ²	13	6	21.0	-0.1	2.8	1.2	1.0	2.1
Paving mixtures and blocks.....	13	94	8.6	0.8	0.8	1.3	1.7	1.1
Motor vehicle parts ²	14	12	5.1	0.4	0.7	0.2	0.7	0.2
Aircraft engines and engine parts.....	14	23	1.2	0.0	0.0	0.5	-0.3	0.2

See footnotes at end of table.

Table 2. Producer price index percentage changes for selected commodity groupings by Final Demand-Intermediate Demand category, seasonally adjusted — Continued
 [February 2022]

Grouping	Commodity code		Unadjusted 12-month percent change ¹	Seasonally adjusted 1-month percent change ¹				
	Group code	Item code		Feb. 2021 to Feb. 2022 ^P	Sept. to Oct.	Oct. to Nov. ^P	Nov. to Dec. ^P	Dec. to Jan. ^P
Aircraft parts and auxiliary equipment, n.e.c.....	14	25	2.5	0.7	0.0	0.2	0.7	-0.1
Medical, surgical, and personal aid devices.....	15	6	3.6	0.2	0.1	-0.2	1.5	0.7
Unprocessed goods for intermediate demand.....	ID6	2	35.1	6.0	2.3	-4.9	0.1	14.6
Unprocessed foodstuffs and feedstuffs.....	ID6	21	27.2	-2.2	1.3	3.8	2.7	3.0
Wheat ²	01	21	37.7	2.9	6.6	3.1	-3.2	1.3
Corn.....	01	2202	15.7	-7.1	3.8	3.2	1.6	1.8
Slaughter cattle.....	01	31	24.7	-0.8	1.6	2.9	-1.4	3.3
Slaughter hogs.....	01	32	31.4	-10.3	-3.5	-0.1	-7.0	30.7
Slaughter chickens.....	01	4102	62.3	-4.8	-3.2	11.8	1.6	0.6
Slaughter turkeys.....	01	42	20.5	-3.6	-4.9	4.1	3.4	0.1
Raw milk.....	01	6	26.5	2.9	2.5	7.4	17.5	-8.7
Alfalfa hay ²	01	81	50.2	-4.2	1.4	-0.4	8.4	8.7
Oilseeds.....	01	8301	10.4	-5.9	-1.6	0.5	8.7	9.2
Raw cane sugar and byproducts ²	02	5201	10.7	5.0	0.7	1.5	-2.6	3.2
Unprocessed nonfood materials.....	ID6	22	38.8	10.2	2.7	-8.6	-1.2	20.4
Raw cotton ²	01	51	44.9	13.8	12.9	-9.3	8.0	4.7
Hides and skins.....	04	1	-1.5	-11.7	-11.7	-7.1	-4.9	4.3
Coal.....	05	1	21.9	-1.8	0.9	0.5	15.2	3.0
Natural gas ²	05	31	47.6	25.4	3.9	-14.8	-21.5	65.1
Crude petroleum ²	05	61	66.6	13.8	1.0	-11.8	15.7	13.7
Logs, bolts, timber, pulpwood, and woodchips ²	08	5	6.2	-0.1	-0.4	0.5	2.3	1.4
Recyclable paper ²	09	12	58.8	6.3	-4.2	-7.3	-6.1	-1.0
Iron ores.....	10	11	21.7	0.7	1.6	-0.4	0.3	0.4
Iron and steel scrap ²	10	12	9.3	-0.4	8.8	-1.8	-9.2	-1.4
Nonferrous metal ores ²	10	21	12.9	-6.4	3.6	-3.4	3.6	-1.0
Copper base scrap ²	10	2301	24.0	2.9	0.2	-0.6	2.3	0.9
Aluminum base scrap.....	10	2302	40.1	0.4	1.0	-1.2	-0.2	0.7
Construction sand, gravel, and crushed stone.....	13	21	7.9	0.2	0.7	0.0	2.5	1.6
Services for intermediate demand.....	ID6	3	7.4	0.0	0.8	0.6	0.7	0.0
Trade services for intermediate demand ³	ID6	33	14.2	0.6	0.2	0.6	1.1	0.8
Machinery and equipment parts and supplies wholesaling ²	57	1102	17.3	1.7	5.2	-0.2	2.6	0.9
Building materials, paint, and hardware wholesaling.....	57	3	26.4	6.5	-3.2	0.4	3.1	0.1
Metals, minerals, and ores wholesaling ²	57	4	17.6	-4.5	-7.5	2.0	-4.7	-0.3
Chemicals and allied products wholesaling ²	57	5	-0.5	0.5	-1.7	1.1	-5.1	-1.2
Paper and plastics products wholesaling ²	57	6	23.0	2.1	3.8	-2.2	2.9	2.2
Food wholesaling ²	57	8101	7.6	3.9	-3.0	1.6	0.4	1.1
Automotive parts, including tires, retailing ²	58	6102	5.7	2.0	0.1	1.1	-0.3	0.6
Hardware, building material, and supplies retailing.....	58	D	15.4	0.1	-4.9	2.0	8.8	6.3
Transportation and warehousing services for intermediate demand.....	ID6	32	14.6	0.5	1.0	1.5	0.2	0.6
Rail transportation of freight and mail ²	30	11	8.4	0.8	0.7	0.4	1.4	0.3
Truck transportation of freight ²	30	12	19.1	2.1	2.4	0.8	1.6	2.0
Water transportation of freight ²	30	13	19.9	2.7	-0.2	1.8	1.3	1.8
Air transportation of freight ²	30	14	12.6	3.0	2.5	3.5	0.1	0.5
Pipeline transportation of petroleum products.....	30	1501	1.6	0.3	0.4	0.3	-0.1	0.2
U.S. Postal Service.....	30	1601	5.5	1.1	0.0	0.2	-0.6	-1.9
Courier and messenger services, except air mail.....	30	1602	9.0	0.8	1.0	0.3	2.4	0.7
Air mail and package delivery services, excluding by USPS.....	30	1603	14.3	1.5	1.6	-0.6	3.5	2.4
Transportation of passengers (partial).....	30	2	16.4	-1.3	5.2	3.9	-4.5	3.0
Services related to water transportation.....	31	1	4.5	0.4	0.2	0.2	0.5	0.9
Arrangement of freight and cargo ²	31	31	68.2	-2.4	-1.1	6.3	-5.9	2.9
Warehousing, storage, and related services ²	32	1	13.4	2.0	-1.2	3.4	6.0	-3.4
Services less trade, transportation, and warehousing for intermediate demand.....	ID6	31	3.8	-0.3	0.9	0.5	0.6	-0.4
Network compensation from broadcast TV, cable TV, radio ²	35	-	2.5	0.0	0.0	0.0	2.8	0.0
Advertising space sales in periodicals and newspapers ²	36	11	-1.0	0.5	0.2	0.1	1.6	-2.7
Advertising space sales in directories and mail lists ²	36	12	0.1	0.0	0.0	0.0	0.0	0.0
Television advertising time sales.....	36	2	-7.0	-2.2	5.1	3.2	1.4	-3.3
Radio advertising time sales.....	36	3	12.8	-4.2	9.5	-0.9	-13.5	10.0
Internet advertising space sales, excluding Internet ads sold by print publishers ²	36	5	6.1	-0.2	0.9	1.0	1.7	-1.5
Business wired telecommunication services ²	37	12	0.8	0.0	0.1	0.1	0.2	0.0
Wireless telecommunication services.....	37	2	0.6	0.0	0.2	-0.1	-0.2	0.7
Cable and satellite subscriber services.....	37	3	2.5	0.4	0.3	0.2	1.8	-0.2
Bundled wired telecommunication access services ²	37	5	3.1	1.1	-1.5	0.8	0.2	0.0
Data processing and related services ²	38	1	0.0	0.2	0.0	0.0	-1.3	0.6
Business loans (partial).....	39	11	8.5	1.0	0.3	2.0	-0.7	-2.9

See footnotes at end of table.

Table 2. Producer price index percentage changes for selected commodity groupings by Final Demand-Intermediate Demand category, seasonally adjusted — Continued
 [February 2022]

Grouping	Commodity code		Unadjusted 12-month percent change ¹	Seasonally adjusted 1-month percent change ¹				
	Group code	Item code		Feb. 2021 to Feb. 2022 ^P	Sept. to Oct.	Oct. to Nov. ^P	Nov. to Dec. ^P	Dec. to Jan. ^P
Deposit services (partial) ²	39	2	-1.2	0.7	0.1	-3.6	1.3	-0.5
Other credit intermediation, incl. trust services (partial) ²	39	3	-1.9	-0.2	-1.7	-0.1	0.3	1.2
Securities brokerage, dealing, investment advice, and related services ²	40	1	2.6	-6.7	8.2	-1.2	-0.5	1.5
Portfolio management ²	40	2	4.1	-1.3	2.6	-0.3	1.8	-4.2
Investment banking ²	40	3	16.6	0.0	0.0	1.9	0.1	0.2
Life insurance ²	41	1101	1.3	0.0	-0.2	0.0	1.2	0.0
Health and medical insurance.....	41	1103	1.4	0.1	0.2	0.3	-0.5	0.0
Property and casualty insurance ²	41	1104	1.0	-0.2	0.0	0.3	0.2	0.4
Annuities ²	41	2	-1.4	0.1	0.1	0.0	-0.3	0.0
Commissions from sales of insurance ²	42	1	0.6	0.0	0.0	0.0	0.0	0.0
Nonresidential real estate rents ²	43	11	2.7	-1.3	0.2	0.9	1.3	-2.8
Nonresidential property sales and leases ²	43	12	7.5	1.2	0.1	0.7	1.4	-0.3
Residential property management fees ²	43	22	7.7	-0.1	0.2	1.2	0.0	0.9
Passenger car rental.....	44	1	22.9	4.1	0.5	0.5	-5.7	-2.2
Truck, utility trailer, and RV rental and leasing ²	44	2	4.4	0.5	0.3	0.0	-0.7	0.4
Construction, mining, and forestry machinery and equipment rental and leasing ²	44	3	2.3	0.2	0.7	-0.1	-0.2	0.4
Legal services.....	45	1	5.8	0.7	0.4	0.4	1.0	0.3
Accounting services (partial).....	45	2	0.3	-0.6	0.1	0.1	-0.3	1.0
Architectural and engineering services.....	45	3	4.6	0.2	0.1	0.0	2.6	-0.1
Management, scientific, and technical consulting services.....	45	4	3.7	0.8	-0.3	0.4	1.8	-0.3
Advertising and related services (partial) ²	45	5	6.4	-2.7	5.0	2.0	1.9	0.2
Permanent placement services ²	46	1	6.3	-2.0	0.2	2.3	0.5	0.6
Executive search services ²	46	2	-0.5	-0.6	1.7	-0.1	-5.1	5.2
Staffing services.....	46	3	4.5	0.2	0.9	0.8	0.7	-0.2
Security guard services ²	48	1	6.2	0.6	0.0	0.5	1.1	0.1
Janitorial services ²	49	1	8.5	0.1	0.3	2.6	1.7	1.4
Waste collection.....	50	1	4.5	0.6	0.4	0.5	0.2	0.9
Traveler accommodation services.....	53	11	20.6	-0.4	4.2	3.9	1.1	-3.4
Commercial and industrial machinery and equipment repair and maintenance.....	55	1	8.2	0.7	0.4	0.2	0.9	3.1
Aircraft repair and maintenance.....	55	4	3.6	0.2	0.5	0.2	-1.0	0.0
Metal treatment services ²	59	1	8.8	2.7	0.8	1.0	-0.7	0.7
Construction for intermediate demand.....	ID6	4	11.5	0.2	0.5	0.0	1.1	0.8
Maintenance and repair of non-residential buildings (partial) ²	80	2	11.5	0.2	0.5	0.0	1.1	0.8
Intermediate Demand by Production Flow								
Stage 4 intermediate demand.....	ID5	4	12.4	0.6	1.3	0.5	1.4	0.5
Stage 4 intermediate demand goods.....	ID5	9411	17.9	1.3	1.5	0.6	1.9	1.3
Grains.....	01	2	20.0	-4.5	4.5	3.2	0.4	1.7
Meats.....	02	21	15.6	-5.9	0.1	-2.8	2.4	-0.9
Unprocessed and packaged fish.....	02	23	14.7	6.3	1.8	1.2	-13.2	2.0
Dairy products.....	02	3	16.2	1.1	0.9	2.3	5.1	2.9
Commercial electric power.....	05	42	13.7	0.1	1.9	-1.1	4.7	3.0
Industrial electric power.....	05	43	15.1	2.1	1.2	-1.0	3.2	2.5
Gasoline.....	05	71	60.6	6.8	2.9	-1.8	3.3	14.8
No. 2 diesel fuel.....	05	7303	57.5	11.6	-3.2	-3.1	9.3	14.9
Basic organic chemicals.....	06	14	27.2	1.9	2.4	-1.9	-1.2	1.4
Prepared paint ²	06	21	21.1	1.1	0.8	1.0	6.5	0.6
Medicinal and botanical chemicals ²	06	31	2.1	0.0	-0.1	0.2	1.7	0.0
Biological products, including diagnostics.....	06	37	5.6	0.1	0.3	2.7	0.0	-0.1
Pharmaceutical preparations.....	06	38	1.5	0.2	0.2	0.1	-0.4	0.6
Plastic construction products ²	07	21	35.6	2.9	1.7	1.4	1.6	1.3
Unsupported plastic film, sheet, and other shapes ²	07	22	24.2	2.7	1.9	0.7	0.5	0.5
Parts for manufacturing from plastics ²	07	26	16.0	1.1	0.7	1.9	1.1	0.4
Plastic packaging products ²	07	2A	24.8	2.1	2.3	0.5	1.0	-0.3
Lumber.....	08	1	22.6	4.8	4.4	14.6	17.9	1.8
Millwork.....	08	2	22.3	-0.1	0.9	2.2	4.7	1.9
Paper boxes and containers ²	09	1503	16.4	3.3	1.1	0.4	1.9	0.9
Commercial printing ²	09	47	13.0	0.6	3.6	0.6	1.3	2.5
Steel mill products ²	10	17	74.4	4.1	3.0	0.2	-1.5	-9.9
Nonferrous wire and cable ²	10	26	25.7	3.2	1.5	-1.6	0.1	0.9
Fabricated structural metal products.....	10	7	39.8	2.5	3.2	2.1	0.8	1.0
Other miscellaneous metal products ²	10	89	14.1	1.4	0.7	1.4	1.1	1.0
Air conditioning and refrigeration equipment ²	11	48	20.5	1.8	1.8	1.4	4.4	1.4
Wiring devices ²	11	71	28.9	1.6	1.5	2.0	2.5	1.0

See footnotes at end of table.

Table 2. Producer price index percentage changes for selected commodity groupings by Final Demand-Intermediate Demand category, seasonally adjusted — Continued
[February 2022]

Grouping	Commodity code		Unadjusted 12-month percent change ¹	Seasonally adjusted 1-month percent change ¹				
	Group code	Item code		Feb. 2021 to Feb. 2022 ^P	Sept. to Oct.	Oct. to Nov. ^P	Nov. to Dec. ^P	Dec. to Jan. ^P
Electronic components and accessories.....	11	78	3.3	0.1	0.4	0.3	1.1	0.0
Miscellaneous electrical machinery and equipment ²	11	79	5.4	0.7	0.2	0.1	1.1	0.3
Internal combustion engines ²	11	94	4.2	0.9	0.0	0.0	2.2	0.1
Machine shop products ²	11	95	5.0	0.9	0.1	0.8	0.2	0.1
Concrete ingredients and related products.....	13	2	7.9	0.2	0.5	0.1	2.7	1.3
Concrete products.....	13	3	10.0	0.5	0.9	0.7	1.3	0.9
Prepared asphalt, tar roofing and siding products ²	13	61	22.5	-0.1	3.2	1.3	0.8	2.3
Paving mixtures and blocks.....	13	94	8.6	0.8	0.8	1.3	1.7	1.1
Motor vehicle parts ²	14	12	5.1	0.4	0.7	0.2	0.7	0.2
Aircraft engines and engine parts.....	14	23	1.2	0.0	0.0	0.5	-0.3	0.2
Aircraft parts and auxiliary equipment, n.e.c.....	14	25	2.5	0.7	0.0	0.2	0.7	-0.1
Medical, surgical and personal aid devices.....	15	6	3.6	0.2	0.1	-0.2	1.5	0.7
Stage 4 intermediate demand services.....	ID5	9412	7.6	0.0	1.1	0.4	1.0	-0.2
Truck transportation of freight ²	30	12	19.1	2.1	2.4	0.8	1.6	2.0
Courier, messenger, and U.S. postal services.....	30	16	8.4	1.1	0.6	0.1	1.3	-0.1
Airline passenger services.....	30	22	16.8	-1.3	5.3	4.0	-4.5	3.0
Warehousing, storage, and related services ²	32	1	13.4	2.0	-1.2	3.4	6.0	-3.4
Advertising space sales in periodicals and newspapers ²	36	11	-1.0	0.5	0.2	0.1	1.6	-2.7
Data processing and related services ²	38	1	0.0	0.2	0.0	0.0	-1.3	0.6
Business loans (partial).....	39	11	8.5	1.0	0.3	2.0	-0.7	-2.9
Deposit services (partial) ²	39	2	-1.2	0.7	0.1	-3.6	1.3	-0.5
Securities brokerage, dealing, investment advice, and related services ²	40	1	2.6	-6.7	8.2	-1.2	-0.5	1.5
Portfolio management ²	40	2	4.1	-1.3	2.6	-0.3	1.8	-4.2
Investment banking ²	40	3	16.6	0.0	0.0	1.9	0.1	0.2
Insurance.....	41	11	1.2	0.0	0.1	0.2	0.2	0.3
Annuities ²	41	2	-1.4	0.1	0.1	0.0	-0.3	0.0
Nonresidential real estate rents ²	43	11	2.7	-1.3	0.2	0.9	1.3	-2.8
Nonresidential property sales and leases ²	43	12	7.5	1.2	0.1	0.7	1.4	-0.3
Nonresidential property management fees ²	43	13	2.9	0.4	0.2	0.2	1.2	2.5
Residential property management fees ²	43	22	7.7	-0.1	0.2	1.2	0.0	0.9
Construction, mining, and forestry machinery and equipment rental and leasing ²	44	3	2.3	0.2	0.7	-0.1	-0.2	0.4
Legal services.....	45	1	5.8	0.7	0.4	0.4	1.0	0.3
Advertising agency services ²	45	51	6.4	-2.7	5.0	2.0	1.9	0.2
Accounting services (partial).....	45	2	0.3	-0.6	0.1	0.1	-0.3	1.0
Architectural and engineering services.....	45	3	4.6	0.2	0.1	0.0	2.6	-0.1
Management, scientific, and technical consulting services.....	45	4	3.7	0.8	-0.3	0.4	1.8	-0.3
Staffing services.....	46	3	4.5	0.2	0.9	0.8	0.7	-0.2
Janitorial services ²	49	1	8.5	0.1	0.3	2.6	1.7	1.4
Commercial and industrial machinery and equipment repair and maintenance.....	55	1	8.2	0.7	0.4	0.2	0.9	3.1
Machinery and equipment parts and supplies wholesaling ²	57	1102	17.3	1.7	5.2	-0.2	2.6	0.9
Building materials, paint, and hardware wholesaling.....	57	3	26.4	6.5	-3.2	0.4	3.1	0.1
Metals, minerals, and ores wholesaling ²	57	4	17.6	-4.5	-7.5	2.0	-4.7	-0.3
Chemicals and allied products wholesaling ²	57	5	-0.5	0.5	-1.7	1.1	-5.1	-1.2
Paper and plastics products wholesaling ²	57	6	23.0	2.1	3.8	-2.2	2.9	2.2
Food and alcohol wholesaling ²	57	8	7.9	3.0	-2.1	1.5	0.4	1.0
Hardware and building materials and supplies retailing.....	58	D	15.4	0.1	-4.9	2.0	8.8	6.3
Metal treatment services ²	59	1	8.8	2.7	0.8	1.0	-0.7	0.7
Stage 3 intermediate demand.....	ID5	3	18.4	1.0	0.8	0.7	1.5	1.0
Stage 3 intermediate demand goods.....	ID5	9311	30.0	1.9	1.2	0.7	2.5	1.8
Slaughter cattle.....	01	31	24.7	-0.8	1.6	2.9	-1.4	3.3
Slaughter hogs.....	01	32	31.4	-10.3	-3.5	-0.1	-7.0	30.7
Slaughter poultry.....	01	4	52.6	-4.5	-3.4	10.3	1.9	0.5
Raw milk.....	01	6	26.5	2.9	2.5	7.4	17.5	-8.7
Commercial electric power.....	05	42	13.7	0.1	1.9	-1.1	4.7	3.0
Industrial electric power.....	05	43	15.1	2.1	1.2	-1.0	3.2	2.5
Gasoline.....	05	71	60.6	6.8	2.9	-1.8	3.3	14.8
Jet fuel ²	05	7203	75.2	12.4	3.8	-9.9	13.1	14.5
No. 2 diesel fuel.....	05	7303	57.5	11.6	-3.2	-3.1	9.3	14.9
Finished lubricants ²	05	76	14.8	3.4	0.0	0.2	0.8	0.4
Lubricating oil base stocks ²	05	78	46.2	0.6	-5.3	0.4	1.8	1.2
Asphalt.....	05	8102	37.5	5.3	11.0	2.0	-6.0	5.9
Basic inorganic chemicals ²	06	13	19.9	0.5	1.1	1.9	3.7	2.3
Basic organic chemicals.....	06	14	27.2	1.9	2.4	-1.9	-1.2	1.4
Paints and allied products ²	06	2	19.7	1.1	1.5	0.5	5.3	1.2

See footnotes at end of table.

Table 2. Producer price index percentage changes for selected commodity groupings by Final Demand-Intermediate Demand category, seasonally adjusted — Continued
[February 2022]

Grouping	Commodity code		Unadjusted 12-month percent change ¹	Seasonally adjusted 1-month percent change ¹				
	Group code	Item code		Feb. 2021 to Feb. 2022 ^P	Sept. to Oct.	Oct. to Nov. ^P	Nov. to Dec. ^P	Dec. to Jan. ^P
Agricultural chemicals and chemical products.....	06	5	52.6	4.7	3.7	5.0	2.2	1.7
Plastic resins and materials.....	06	6	21.7	-0.5	0.0	-1.3	-2.5	-0.7
Synthetic rubber ²	07	1102	20.4	0.3	-1.5	-3.2	0.6	-0.2
Unsupported plastic film, sheet, and other shapes ²	07	22	24.2	2.7	1.9	0.7	0.5	0.5
Paper ²	09	13	17.6	0.9	1.2	0.4	1.1	1.1
Paperboard ²	09	14	18.1	3.9	0.2	0.8	0.1	0.0
Converted paper and paperboard products ²	09	15	13.1	1.8	1.0	0.5	1.2	1.0
Commercial printing ²	09	47	13.0	0.6	3.6	0.6	1.3	2.5
Foundry and forge shop products ²	10	15	14.8	1.3	0.8	1.3	2.7	1.3
Steel mill products ²	10	17	74.4	4.1	3.0	0.2	-1.5	-9.9
Nonferrous mill shapes ²	10	25	30.0	2.7	1.6	-4.1	3.9	3.8
Nonferrous foundry shop products.....	10	28	13.8	0.6	1.2	0.8	1.5	1.3
Metal containers ²	10	3	34.6	2.9	1.3	2.8	10.4	2.6
Structural, architectural, and pre-engineered metal products.....	10	74	49.2	3.3	2.7	2.4	0.2	0.9
Bolts, nuts, screws, rivets, and washers ²	10	81	16.4	0.9	0.1	0.7	0.7	1.1
Other miscellaneous metal products ²	10	89	14.1	1.4	0.7	1.4	1.1	1.0
General purpose machinery and equipment.....	11	4	13.1	1.0	1.0	1.3	1.9	1.2
Electrical machinery and equipment.....	11	7	7.6	0.5	0.6	0.5	1.2	0.6
Construction sand, gravel, and crushed stone.....	13	21	7.9	0.2	0.7	0.0	2.5	1.6
Cement.....	13	22	7.6	0.3	0.1	0.4	3.2	0.5
Motor vehicle parts ²	14	12	5.1	0.4	0.7	0.2	0.7	0.2
Aircraft and aircraft equipment.....	14	2	2.0	0.3	0.1	0.3	0.3	0.2
Stage 3 intermediate demand services.....	ID5	9312	7.9	0.2	0.4	0.8	0.5	0.1
Rail transportation of freight and mail ²	30	11	8.4	0.8	0.7	0.4	1.4	0.3
Courier, messenger, and U.S. postal services.....	30	16	8.4	1.1	0.6	0.1	1.3	-0.1
Arrangement of freight and cargo ²	31	31	68.2	-2.4	-1.1	6.3	-5.9	2.9
Freight forwarding ²	31	3201	9.6	-0.3	1.2	1.1	-0.3	-1.6
Warehousing, storage, and related services ²	32	1	13.4	2.0	-1.2	3.4	6.0	-3.4
Advertising space sales in periodicals, newspapers, directories, and mailing lists ²	36	1	-0.9	0.4	0.1	0.1	1.3	-2.3
Wired telephone services ²	37	1	0.9	0.2	0.1	0.0	0.2	0.0
Bundled wired telecommunications access services ²	37	5	3.1	1.1	-1.5	0.8	0.2	0.0
Data processing and related services ²	38	1	0.0	0.2	0.0	0.0	-1.3	0.6
Business loans (partial).....	39	11	8.5	1.0	0.3	2.0	-0.7	-2.9
Deposit services (partial) ²	39	2	-1.2	0.7	0.1	-3.6	1.3	-0.5
Securities brokerage, dealing, investment advice, and related services ²	40	1	2.6	-6.7	8.2	-1.2	-0.5	1.5
Insurance.....	41	11	1.2	0.0	0.1	0.2	0.2	0.3
Nonresidential real estate rents ²	43	11	2.7	-1.3	0.2	0.9	1.3	-2.8
Legal services.....	45	1	5.8	0.7	0.4	0.4	1.0	0.3
Accounting services (partial).....	45	2	0.3	-0.6	0.1	0.1	-0.3	1.0
Architectural and engineering services.....	45	3	4.6	0.2	0.1	0.0	2.6	-0.1
Management, scientific, and technical consulting services.....	45	4	3.7	0.8	-0.3	0.4	1.8	-0.3
Advertising agency services ²	45	51	6.4	-2.7	5.0	2.0	1.9	0.2
Staffing services.....	46	3	4.5	0.2	0.9	0.8	0.7	-0.2
Aircraft repair maintenance.....	55	4	3.6	0.2	0.5	0.2	-1.0	0.0
Machinery and equipment parts and supplies wholesaling ²	57	1102	17.3	1.7	5.2	-0.2	2.6	0.9
Building materials, paint, and hardware wholesaling.....	57	3	26.4	6.5	-3.2	0.4	3.1	0.1
Metals, minerals, and ores wholesaling ²	57	4	17.6	-4.5	-7.5	2.0	-4.7	-0.3
Chemicals and allied products wholesaling ²	57	5	-0.5	0.5	-1.7	1.1	-5.1	-1.2
Paper and plastics products wholesaling ²	57	6	23.0	2.1	3.8	-2.2	2.9	2.2
Food wholesaling ²	57	8101	7.6	3.9	-3.0	1.6	0.4	1.1
Metal treatment services ²	59	1	8.8	2.7	0.8	1.0	-0.7	0.7
Stage 2 intermediate demand.....	ID5	2	19.6	3.7	1.2	-2.3	-0.1	6.5
Stage 2 intermediate demand goods.....	ID5	9211	33.9	7.9	1.7	-5.7	-0.2	13.5
Corn.....	01	2202	15.7	-7.1	3.8	3.2	1.6	1.8
Oilseeds.....	01	83	10.4	-5.9	-1.6	0.5	8.7	9.2
Prepared animal feeds ²	02	9	11.1	-0.5	0.1	0.3	3.0	2.8
Coal.....	05	1	21.9	-1.8	0.9	0.5	15.2	3.0
Natural gas ²	05	31	47.6	25.4	3.9	-14.8	-21.5	65.1
Liquefied petroleum gas ²	05	32	57.2	14.6	-9.9	-15.9	14.1	8.1
Crude petroleum ²	05	61	66.6	13.8	1.0	-11.8	15.7	13.7
No. 2 diesel fuel.....	05	7303	57.5	11.6	-3.2	-3.1	9.3	14.9
Industrial chemicals.....	06	1	26.2	1.7	2.3	-1.4	-0.6	1.5
Plastic resins and materials.....	06	6	21.7	-0.5	0.0	-1.3	-2.5	-0.7
Plastic products ²	07	2	25.1	2.1	1.9	1.5	1.0	1.1
Logs, bolts, timber, pulpwood, and wood chips ²	08	5	6.2	-0.1	-0.4	0.5	2.3	1.4

See footnotes at end of table.

Table 2. Producer price index percentage changes for selected commodity groupings by Final Demand-Intermediate Demand category, seasonally adjusted — Continued
[February 2022]

Grouping	Commodity code		Unadjusted 12-month percent change ¹	Seasonally adjusted 1-month percent change ¹				
	Group code	Item code		Feb. 2021 to Feb. 2022 ^P	Sept. to Oct.	Oct. to Nov. ^P	Nov. to Dec. ^P	Dec. to Jan. ^P
Paper ²	09	13	17.6	0.9	1.2	0.4	1.1	1.1
Paperboard, excluding corrugated paperboard ²	09	1411	18.8	4.0	0.1	0.8	0.3	0.0
Commercial printing ²	09	47	13.0	0.6	3.6	0.6	1.3	2.5
Iron and steel scrap ²	10	12	9.3	-0.4	8.8	-1.8	-9.2	-1.4
Steel mill products ²	10	17	74.4	4.1	3.0	0.2	-1.5	-9.9
Nonferrous mill shapes ²	10	25	30.0	2.7	1.6	-4.1	3.9	3.8
Electrical machinery and equipment.....	11	7	7.6	0.5	0.6	0.5	1.2	0.6
Electronic components and accessories.....	11	78	3.3	0.1	0.4	0.3	1.1	0.0
Stage 2 intermediate demand services.....	ID5	9212	7.1	-0.1	0.8	1.0	0.0	-0.1
Rail transportation of freight and mail ²	30	11	8.4	0.8	0.7	0.4	1.4	0.3
Truck transportation of freight ²	30	12	19.1	2.1	2.4	0.8	1.6	2.0
Pipeline transportation of petroleum products.....	30	1501	1.6	0.3	0.4	0.3	-0.1	0.2
U.S. Postal Service.....	30	1601	5.5	1.1	0.0	0.2	-0.6	-1.9
Courier and messenger services, except air.....	30	1602	9.0	0.8	1.0	0.3	2.4	0.7
Air mail and package delivery services, excluding by USPS.....	30	1603	14.3	1.5	1.6	-0.6	3.5	2.4
Airline passenger services.....	30	22	16.8	-1.3	5.3	4.0	-4.5	3.0
Arrangement of freight and cargo ²	31	31	68.2	-2.4	-1.1	6.3	-5.9	2.9
Television advertising time sales.....	36	21	-7.0	-2.2	5.1	3.2	1.4	-3.3
Wireless telecommunication services.....	37	2	0.6	0.0	0.2	-0.1	-0.2	0.7
Data processing and related services ²	38	1	0.0	0.2	0.0	0.0	-1.3	0.6
Securities brokerage, dealing, investment advice, and related services ²	40	1	2.6	-6.7	8.2	-1.2	-0.5	1.5
Portfolio management ²	40	2	4.1	-1.3	2.6	-0.3	1.8	-4.2
Investment banking ²	40	31	16.6	0.0	0.0	1.9	0.1	0.2
Insurance.....	41	11	1.2	0.0	0.1	0.2	0.2	0.3
Commissions from sales of insurance ²	42	11	0.6	0.0	0.0	0.0	0.0	0.0
Legal services.....	45	1	5.8	0.7	0.4	0.4	1.0	0.3
Accounting services (partial).....	45	2	0.3	-0.6	0.1	0.1	-0.3	1.0
Management, scientific, and technical consulting services.....	45	4	3.7	0.8	-0.3	0.4	1.8	-0.3
Advertising agency services ²	45	51	6.4	-2.7	5.0	2.0	1.9	0.2
Staffing services.....	46	3	4.5	0.2	0.9	0.8	0.7	-0.2
Security guard services ²	48	1	6.2	0.6	0.0	0.5	1.1	0.1
Janitorial services ²	49	1	8.5	0.1	0.3	2.6	1.7	1.4
Traveler accommodation services.....	53	1	20.6	-0.4	4.2	3.9	1.1	-3.4
Commercial and industrial machinery and equipment repair and maintenance.....	55	1	8.2	0.7	0.4	0.2	0.9	3.1
Hardware and building materials and supplies retailing.....	58	D	15.4	0.1	-4.9	2.0	8.8	6.3
Stage 1 intermediate demand.....	ID5	1	16.4	1.1	1.3	0.3	1.2	0.9
Stage 1 intermediate demand goods.....	ID5	9111	25.2	2.5	2.0	0.0	1.6	1.7
Prepared animal feeds ²	02	9	11.1	-0.5	0.1	0.3	3.0	2.8
Commercial electric power.....	05	42	13.7	0.1	1.9	-1.1	4.7	3.0
Industrial electric power.....	05	43	15.1	2.1	1.2	-1.0	3.2	2.5
Commercial natural gas.....	05	52	29.0	6.5	0.6	-1.2	0.4	0.7
Industrial natural gas.....	05	53	48.8	10.4	2.2	-2.6	-3.1	9.1
Gasoline.....	05	71	60.6	6.8	2.9	-1.8	3.3	14.8
No. 2 diesel fuel.....	05	7303	57.5	11.6	-3.2	-3.1	9.3	14.9
Industrial chemicals.....	06	1	26.2	1.7	2.3	-1.4	-0.6	1.5
Prepared paint ²	06	21	21.1	1.1	0.8	1.0	6.5	0.6
Plastic construction products ²	07	21	35.6	2.9	1.7	1.4	1.6	1.3
Recyclable paper ²	09	12	58.8	6.3	-4.2	-7.3	-6.1	-1.0
Paper ²	09	13	17.6	0.9	1.2	0.4	1.1	1.1
Converted paper and paperboard products ²	09	15	13.1	1.8	1.0	0.5	1.2	1.0
Iron and steel scrap ²	10	12	9.3	-0.4	8.8	-1.8	-9.2	-1.4
Steel mill products ²	10	17	74.4	4.1	3.0	0.2	-1.5	-9.9
Primary nonferrous metals ²	10	22	33.4	3.9	-3.7	0.5	4.7	5.4
Nonferrous scrap.....	10	23	17.6	0.6	0.3	-5.2	4.2	5.9
Nonferrous wire and cable ²	10	26	25.7	3.2	1.5	-1.6	0.1	0.9
Fabricated structural metal products.....	10	7	39.8	2.5	3.2	2.1	0.8	1.0
General purpose machinery and equipment.....	11	4	13.1	1.0	1.0	1.3	1.9	1.2
Construction sand, gravel, and crushed stone.....	13	21	7.9	0.2	0.7	0.0	2.5	1.6
Stage 1 intermediate demand services.....	ID5	9112	8.1	-0.3	0.6	0.6	0.8	0.0
Truck transportation of freight ²	30	12	19.1	2.1	2.4	0.8	1.6	2.0
Airline passenger services.....	30	22	16.8	-1.3	5.3	4.0	-4.5	3.0
Advertising space sales in periodicals, newspapers, directories, and mailing lists ²	36	1	-0.9	0.4	0.1	0.1	1.3	-2.3
Business wired telecommunication services ²	37	12	0.8	0.0	0.1	0.1	0.2	0.0
Wireless telecommunication services.....	37	2	0.6	0.0	0.2	-0.1	-0.2	0.7

See footnotes at end of table.

Table 2. Producer price index percentage changes for selected commodity groupings by Final Demand-Intermediate Demand category, seasonally adjusted — Continued
 [February 2022]

Grouping	Commodity code		Unadjusted 12-month percent change ¹	Seasonally adjusted 1-month percent change ¹				
	Group code	Item code		Feb. 2021 to Feb. 2022 ^p	Sept. to Oct.	Oct. to Nov. ^p	Nov. to Dec. ^p	Dec. to Jan. ^p
Bundled wired telecommunications access services ²	37	5	3.1	1.1	-1.5	0.8	0.2	0.0
Business loans (partial).....	39	11	8.5	1.0	0.3	2.0	-0.7	-2.9
Deposit services (partial) ²	39	2	-1.2	0.7	0.1	-3.6	1.3	-0.5
Securities brokerage, dealing, investment advice, and related services ²	40	1	2.6	-6.7	8.2	-1.2	-0.5	1.5
Portfolio management ²	40	2	4.1	-1.3	2.6	-0.3	1.8	-4.2
Investment banking ²	40	3	16.6	0.0	0.0	1.9	0.1	0.2
Insurance.....	41	11	1.2	0.0	0.1	0.2	0.2	0.3
Nonresidential real estate rents ²	43	11	2.7	-1.3	0.2	0.9	1.3	-2.8
Architectural and engineering services.....	45	3	4.6	0.2	0.1	0.0	2.6	-0.1
Management consulting services.....	45	41	3.7	0.8	-0.3	0.4	1.8	-0.3
Waste collection.....	50	1	4.5	0.6	0.4	0.5	0.2	0.9
Traveler accommodation services.....	53	11	20.6	-0.4	4.2	3.9	1.1	-3.4
Commercial and industrial machinery and equipment repair and maintenance.....	55	1	8.2	0.7	0.4	0.2	0.9	3.1
Machinery and equipment parts and supplies wholesaling ²	57	1102	17.3	1.7	5.2	-0.2	2.6	0.9
Building materials, paint, and hardware wholesaling.....	57	3	26.4	6.5	-3.2	0.4	3.1	0.1
Metals, minerals, and ores wholesaling ²	57	4	17.6	-4.5	-7.5	2.0	-4.7	-0.3
Chemicals and allied products wholesaling ²	57	5	-0.5	0.5	-1.7	1.1	-5.1	-1.2
Paper and plastics products wholesaling ²	57	6	23.0	2.1	3.8	-2.2	2.9	2.2
Hardware and building materials and supplies retailing.....	58	D	15.4	0.1	-4.9	2.0	8.8	6.3
Mining services ²	60	1	9.6	0.9	0.1	2.0	2.3	0.0

¹ All indexes are subject to revision for 4 months after their originally scheduled publication to incorporate late reports and corrections by survey respondents. In addition, seasonally adjusted indexes are subject to change for up to 5 years due to the recalculation of seasonal factors published each January.

² Seasonal tests did not indicate the presence of seasonality. Data shown is not seasonally adjusted.

³ Trade indexes measure changes in margins received by wholesalers and retailers.

p Preliminary

"-" Data not available.

NOTE: The term "(partial)" denotes incomplete coverage of the index category.

Table 3. Producer price indexes for Final Demand-Intermediate Demand groupings, seasonally adjusted
 [February 2022, Index base Nov. 2009=100, unless otherwise indicated]

Grouping	Other index base	Commodity code		Seasonally adjusted index ¹				
		Group code	Item code	Oct. 2021	Nov. 2021 ^P	Dec. 2021 ^P	Jan. 2022 ^P	Feb. 2022 ^P
Final Demand								
Final demand.....		FD	4	130.025	131.255	131.835	133.420	134.462
Final demand goods.....		FD	41	130.997	132.173	132.083	134.018	137.194
Final demand foods.....		FD	411	135.598	137.287	136.945	139.276	141.925
Finished consumer foods ²	00/82	FD	4111	236.817	239.893	239.231	242.927	246.952
Finished consumer foods, crude.....	00/82	FD	411113	240.090	263.895	253.724	240.700	244.951
Finished consumer foods, processed.....	00/82	FD	41112	236.985	237.838	238.198	243.700	247.710
Government purchased foods.....		FD	4112	139.792	140.600	140.464	143.860	146.433
Foods for export.....		FD	4113	143.012	144.854	144.588	147.687	152.312
Final demand energy.....		FD	412	131.514	132.644	130.776	135.653	146.818
Finished consumer energy goods ²	00/82	FD	4121	206.784	208.508	206.455	212.767	228.986
Government purchased energy.....		FD	4122	137.162	138.358	134.224	142.877	156.776
Energy for export.....		FD	4123	120.944	122.356	118.211	125.997	142.023
Final demand goods less foods and energy.....		FD	413	129.547	130.602	131.094	132.071	133.061
Finished goods less foods and energy ²	00/82	FD	4131	222.768	224.084	225.284	227.115	229.314
Finished consumer goods less foods and energy.....	00/82	FD	41311	248.996	250.522	251.950	253.611	256.004
Nondurable consumer goods less foods and energy.....	00/82	FD	413111	319.504	321.615	323.796	325.548	328.639
Durable consumer goods.....	00/82	FD	413112	176.067	177.002	177.685	179.215	180.887
Private capital equipment.....	00/82	FD	41312	190.005	191.079	192.026	193.926	195.858
Private capital equipment for manufacturing industries.....	00/82	FD	413121	198.466	199.759	201.025	203.782	206.353
Private capital equipment for nonmanufacturing industries.....	00/82	FD	413122	187.356	188.370	189.228	190.893	192.648
Government purchased goods, excluding foods and energy.....		FD	4132	125.598	126.692	127.443	128.813	129.727
Government purchased goods excluding foods, energy, and capital equipment.....		FD	41321	132.208	133.916	134.842	136.698	138.107
Government purchased capital equipment.....		FD	41322	115.511	115.817	116.337	117.075	117.353
Goods for export, excluding foods and energy.....		FD	4133	131.317	132.864	132.915	133.613	134.132
Final demand services.....		FD	42	128.896	130.168	131.093	132.408	132.365
Final demand trade services ³		FD	423	135.242	137.045	139.008	141.303	141.558
Trade of finished goods ²		FD	4231	134.303	136.004	138.191	140.439	140.640
Trade of personal consumption goods.....		FD	42311	134.687	136.256	138.527	140.052	140.191
Trade of private capital equipment.....		FD	42312	131.133	133.390	135.185	140.576	141.044
Trade of government purchased goods.....		FD	4232	138.843	141.477	141.859	145.316	145.965
Trade of government purchased goods, excluding capital equipment.....		FD	42321	145.435	147.860	147.561	149.821	150.332
Trade of government purchased capital equipment.....		FD	42322	127.551	130.477	131.889	137.131	137.983
Trade of exports.....		FD	4233	142.757	145.163	145.744	148.038	148.621
Final demand transportation and warehousing services.....		FD	422	134.677	138.371	140.488	140.529	143.204
Transportation of passengers for final demand.....		FD	4221	105.264	110.800	115.120	109.972	113.271
Transportation of private passengers.....		FD	42211	105.337	110.858	115.167	110.030	113.327
Transportation of government passengers.....		FD	42212	105.429	110.887	115.145	110.063	113.318
Transportation of passengers for export.....		FD	42213	104.957	110.557	114.928	109.726	113.061
Transportation and warehousing of goods for final demand.....		FD	4222	145.969	148.812	149.938	152.253	154.623
Transportation and warehousing of finished goods ²		FD	42221	145.028	147.949	149.092	151.286	153.693
Transportation and warehousing of personal consumption goods.....		FD	422211	145.322	148.203	149.325	151.498	153.840
Transportation and warehousing of private capital equipment.....		FD	422212	143.852	146.929	148.159	150.441	153.111
Transportation and warehousing of government purchased goods.....		FD	42222	143.476	145.717	147.051	149.277	150.697
Transportation and warehousing of exports.....		FD	42223	149.769	152.581	153.625	156.268	158.776
Final demand services less trade, transportation, and warehousing.....		FD	421	125.487	126.278	126.608	127.599	127.152
Finished services less trade, transportation, and warehousing ²		FD	4211	125.936	126.696	127.038	128.022	127.610
Finished consumer services less trade, transportation, and warehousing.....		FD	42111	125.702	126.540	126.815	127.720	127.261
Private capital investment services less trade, transportation, and warehousing.....		FD	42112	128.339	128.417	129.347	131.027	131.029
Government purchased services less trade, transportation, and warehousing.....		FD	4212	117.851	118.537	118.894	119.787	119.507
Gov. purchased services less trade, transportation, and warehousing, excl. capital investment.....		FD	42121	118.216	118.947	119.310	120.258	120.022
Government purchased capital investment services less trade, transportation, and warehousing.....		FD	42122	108.047	107.777	108.021	107.759	106.589
Services for export less trade, transportation, and warehousing.....		FD	4213	128.525	129.889	130.021	131.228	130.088
Final demand construction.....		FD	43	145.511	146.035	146.417	151.654	152.604
Construction for private capital investment.....		FD	431	147.209	147.765	148.304	154.265	155.365
Construction for government.....		FD	432	142.215	142.679	142.780	146.707	147.384
Final Demand Special Groupings								
Final demand less exports.....	04/10	FD	49101	127.612	128.733	129.373	130.972	131.986
Final demand less government.....	04/10	FD	49102	128.325	129.546	130.164	131.658	132.608
Final demand less foods, food and nonalcoholic beverages for immediate consumption, and energy ¹	04/10	FD	49103	128.191	129.442	130.243	131.527	131.765
Final demand less foods and energy ⁴	04/10	FD	49104	128.020	129.214	130.015	131.305	131.528
Final demand less foods and food and nonalcoholic beverages for immediate consumption ⁴	04/10	FD	49105	128.020	129.260	129.874	131.401	132.387

See footnotes at end of table.

Table 3. Producer price indexes for Final Demand-Intermediate Demand groupings, seasonally adjusted — Continued

[February 2022, Index base Nov. 2009=100, unless otherwise indicated]

Grouping	Other index base	Commodity code		Seasonally adjusted index ¹				
		Group code	Item code	Oct. 2021	Nov. 2021 ^P	Dec. 2021 ^P	Jan. 2022 ^P	Feb. 2022 ^P
Final demand less foods ⁴	04/10	FD	49106	127.806	128.992	129.617	131.136	132.069
Final demand less energy.....	04/10	FD	49107	128.200	129.420	130.154	131.502	131.865
Final demand less trade services.....	01/10	FD	49108	127.358	128.440	128.687	130.087	131.310
Final demand less distributive services ⁵	01/10	FD	49109	126.673	127.690	127.904	129.271	130.451
Final demand goods less energy.....	01/10	FD	49111	129.634	130.808	131.127	132.369	133.687
Final demand goods less foods.....	04/10	FD	49112	127.081	128.129	128.091	129.904	133.109
Final demand services less trade services.....	04/10	FD	49113	125.317	126.361	126.848	127.747	127.582
Final demand distributive services ⁵	04/10	FD	49114	134.141	136.044	137.864	140.120	140.640
Final demand goods plus final demand distributive services ⁵	04/10	FD	49115	130.493	131.943	132.614	134.651	136.728
Final demand less foods, energy, and trade services ⁴	08/13	FD	49116	119.013	119.982	120.436	121.392	121.594
Private and government purchased capital equipment.....	08/13	FD	49117	115.295	115.898	116.465	117.559	118.606
Private and government purchased capital investment services.....	08/13	FD	49118	119.665	120.783	121.984	125.042	125.350
Total private and government purchased capital investment.....	08/13	FD	49119	119.636	120.475	121.327	123.731	124.411
Total finished ²	01/10	FD	49201	128.601	129.730	130.435	131.968	132.897
Total finished less foods, food and nonalcoholic beverages for immediate consumption, and energy ^{2, 4}	12/10	FD	49202	127.457	128.552	129.472	130.801	130.981
Total finished less foods and energy ^{2, 4}	01/10	FD	49203	128.367	129.464	130.381	131.706	131.882
Total finished less foods and food and nonalcoholic beverages for immediate consumption ⁴	12/10	FD	49204	126.988	128.077	128.841	130.343	131.205
Total finished less foods ^{2, 4}	01/10	FD	49205	128.402	129.497	130.264	131.767	132.620
Total finished less energy ²	01/10	FD	49206	128.588	129.721	130.562	131.931	132.228
Finished goods ²	00/82	FD	49207	230.088	231.913	231.940	235.383	241.686
Finished goods less energy ²	00/82	FD	49208	225.993	227.757	228.479	230.784	233.446
Finished goods, excluding foods ^{2, 4}	00/82	FD	49209	227.481	228.988	229.186	232.552	239.394
Finished services ²	01/10	FD	49210	127.792	128.968	129.940	131.238	131.161
Private capital investment services.....	04/10	FD	49211	128.985	130.146	131.450	134.725	135.063
Finished distributive services ^{2, 5}	04/10	FD	49212	132.816	134.606	136.647	138.846	139.265
Finished services less trade services ²	04/10	FD	49213	125.516	126.476	126.940	127.843	127.649
Finished services less distributive services ^{2, 5}	04/10	FD	49214	124.645	125.507	125.937	126.776	126.450
Total private capital investment (goods, services, and construction).....	04/10	FD	49215	126.728	127.644	128.598	131.187	131.953
Finished goods plus finished distributive services ²	04/10	FD	49216	130.521	131.899	132.857	134.908	136.986
Total exports.....	04/10	FD	49301	129.999	131.764	131.909	133.224	134.312
Goods for export.....	00/82	FD	49302	222.084	224.726	224.406	226.583	229.456
Services for export.....	04/10	FD	49303	134.655	136.814	137.467	138.891	139.118
Total government purchases.....	04/10	FD	49401	124.241	125.337	125.369	127.687	129.592
Government purchased goods.....	00/82	FD	49402	211.828	213.601	212.806	218.177	224.914
Government purchased services.....	04/10	FD	49403	122.136	123.387	123.900	125.168	125.240
Total government purchased capital investment (goods, services, construction).....	08/13	FD	49404	117.955	118.598	119.082	121.161	121.517
Personal consumption.....	01/10	FD	49501	128.923	130.098	130.747	132.046	133.011
Personal consumption goods (finished consumer goods).....	00/82	FD	49502	247.143	249.303	248.903	253.040	261.329
Personal consumption goods less energy.....	00/82	FD	49503	244.492	246.674	247.226	249.748	252.834
Personal consumption goods less foods.....	00/82	FD	49504	249.480	251.252	250.962	255.246	265.204
Personal consumption nondurable goods less foods.....	00/82	FD	49508	281.408	283.538	282.845	288.294	301.741
Personal consumption services.....	04/10	FD	49505	127.091	128.265	129.183	130.185	130.047
Personal consumption less trade services.....	04/10	FD	49506	127.038	128.105	128.322	129.556	130.738
Personal consumption less distributive services ⁵	04/10	FD	49507	126.555	127.568	127.756	128.963	130.110
Personal consumption less foods and energy.....	04/14	FD	49510	118.786	119.840	120.677	121.596	121.617
Personal consumption less foods, energy, and trade services ³	04/14	FD	49511	117.269	118.196	118.623	119.384	119.369
Personal consumption less foods, energy, and distributive services ⁵	04/14	FD	49512	117.013	117.877	118.283	118.999	118.900
Personal consumption goods plus personal consumption distributive services ⁵	08/13	FD	49509	120.551	121.833	122.690	124.406	126.592
Intermediate Demand by Commodity Type								
Processed goods								
Processed goods for intermediate demand.....	00/82	ID6	1	245.129	248.760	248.681	253.730	257.909
Materials and components for manufacturing.....	00/82	ID6	11	234.392	237.278	237.957	240.418	239.596
Materials for manufacturing.....		ID6	111	153.676	155.890	155.880	157.311	156.007
Materials for food manufacturing.....	00/82	ID6	1111	232.827	233.385	233.557	239.610	244.450
Materials for nondurable manufacturing.....	00/82	ID6	1112	275.309	279.210	277.825	278.295	282.070
Materials for durable manufacturing.....	00/82	ID6	1113	316.967	322.811	324.283	327.978	315.332
Components for manufacturing.....	00/82	ID6	112	171.179	172.579	174.074	176.273	177.347
Components for nondurable manufacturing.....		ID6	1121	134.869	137.013	138.736	140.800	141.811
Components for durable manufacturing.....		ID6	1122	120.733	121.671	122.699	124.234	124.984
Materials and components for construction.....	00/82	ID6	12	311.906	317.583	323.534	333.437	337.530
Materials for construction.....		ID6	121	150.251	152.541	156.184	164.048	166.332
Components for construction.....		ID6	122	157.077	160.282	162.676	165.260	167.078
Processed fuels and lubricants for intermediate demand.....	00/82	ID6	13	231.937	237.748	231.511	241.631	259.399
Processed fuels and lubricants to manufacturing industries.....	00/82	ID6	131	236.798	236.924	235.106	243.438	256.855
Processed fuels and lubricants to nonmanufacturing industries.....	00/82	ID6	132	230.754	238.438	230.742	241.466	260.691
Containers for intermediate demand.....	00/82	ID6	14	273.539	276.101	278.756	288.210	292.179

See footnotes at end of table.

Table 3. Producer price indexes for Final Demand-Intermediate Demand groupings, seasonally adjusted — Continued

[February 2022, Index base Nov. 2009=100, unless otherwise indicated]

Grouping	Other index base	Commodity code		Seasonally adjusted index ¹				
		Group code	Item code	Oct. 2021	Nov. 2021 ^P	Dec. 2021 ^P	Jan. 2022 ^P	Feb. 2022 ^P
Supplies for intermediate demand.....	00/82	ID6	15	229.923	232.364	233.920	237.481	239.780
Supplies to manufacturing industries.....	00/82	ID6	151	229.567	232.462	233.281	236.025	238.170
Supplies to nonmanufacturing industries.....	00/82	ID6	152	228.141	230.491	232.151	235.812	238.118
Supplies to nonmanufacturing industries, feeds.....	00/82	ID6	1521	223.609	222.714	221.804	227.399	232.567
Supplies to nonmanufacturing industries, other than feeds.....	00/82	ID6	1522	230.414	233.108	235.039	238.536	240.572
Unprocessed goods								
Unprocessed goods for intermediate demand.....	00/82	ID6	2	273.095	279.292	265.528	265.805	304.539
Unprocessed foodstuffs and feedstuffs.....	00/82	ID6	21	206.398	209.049	216.991	222.931	229.715
Unprocessed nonfood materials.....	00/82	ID6	22	307.471	315.757	288.451	285.073	343.162
Unprocessed nonfood materials except fuel.....	00/82	ID6	221	343.798	351.481	329.892	350.954	376.368
Unprocessed nonfood materials except fuel to manufacturing industries.....	00/82	ID6	2211	321.420	328.834	307.755	327.962	352.542
Unprocessed nonfood materials except fuel to nonmanufacturing industries.....	00/82	ID6	2212	293.047	294.851	294.923	302.222	306.943
Unprocessed fuel.....	00/82	ID6	222	236.500	244.901	212.430	177.980	273.360
Unprocessed fuel to manufacturing industries.....	00/82	ID6	2221	204.287	208.841	195.784	206.401	245.428
Unprocessed fuel to nonmanufacturing industries.....	00/82	ID6	2222	245.201	254.074	219.509	181.370	282.860
Services								
Services for intermediate demand.....		ID6	3	132.945	133.971	134.825	135.732	135.711
Trade services for intermediate demand ⁵		ID6	33	156.324	156.673	157.544	159.267	160.555
Trade services for manufacturing industries.....	12/12	ID6	331	144.172	144.700	145.222	145.667	146.298
Trade services for nonmanufacturing industries.....	12/12	ID6	332	137.729	137.830	138.878	141.543	143.234
Transportation and warehousing services for intermediate demand.....		ID6	32	145.764	147.164	149.378	149.719	150.561
Transportation of passengers for intermediate demand.....		ID6	321	105.507	110.962	115.217	110.137	113.391
Transportation of passengers for manufacturing industries.....		ID6	3211	104.959	110.553	114.920	109.723	113.055
Transportation of passengers for nonmanufacturing industries.....		ID6	3212	105.630	111.068	115.311	110.244	113.489
Transportation and warehousing of goods for intermediate demand.....		ID6	322	150.083	151.056	153.056	153.969	154.556
Transportation and warehousing of goods for manufacturing industries.....	12/12	ID6	3221	120.984	122.820	123.849	125.475	127.064
Transportation and warehousing of goods for nonmanufacturing industries.....	12/12	ID6	3222	135.093	135.671	137.636	138.207	138.420
Services less trade, transportation, and warehousing for intermediate demand.....		ID6	31	124.357	125.507	126.120	126.900	126.366
Services less trade, transportation, and warehousing for manufacturing industries.....		ID6	311	117.785	118.234	118.828	119.496	120.064
Services less trade, transportation, and warehousing for nonmanufacturing industries.....		ID6	312	124.562	125.737	126.351	127.134	126.562
Construction								
Construction for intermediate demand.....		ID6	4	130.499	131.209	131.159	132.662	133.701
Intermediate Demand by Commodity Type Special Groupings								
Processed materials less foods and feeds.....	00/82	ID6	9111	246.795	250.754	250.667	255.650	259.797
Processed foods and feeds.....	00/82	ID6	9112	228.153	228.301	228.334	234.072	238.605
Processed energy goods.....	00/82	ID6	9113	233.014	238.852	232.586	242.753	260.603
Processed materials less energy.....	00/82	ID6	9118	245.216	248.249	249.727	253.431	254.127
Processed materials less foods and energy.....	00/82	ID6	9115	246.801	250.172	251.820	255.274	255.515
Intermediate distributive services ⁶	04/10	ID6	9116	151.191	151.755	153.011	154.414	155.429
Processed goods plus intermediate distributive services.....	04/10	ID6	9117	138.109	139.712	140.012	142.404	144.346
Unprocessed materials less agricultural products.....	00/82	ID6	9211	312.814	320.630	290.531	285.258	350.614
Unprocessed energy materials ⁷	00/82	ID6	9212	245.447	251.249	220.225	215.422	285.050
Unprocessed materials less energy.....	00/82	ID6	9213	272.874	278.972	282.821	287.035	293.961
Unprocessed nonfood materials less energy ⁸	00/82	ID6	9216	472.529	488.508	479.688	478.337	484.840
Intermediate Demand by Production Flow								
Stage 4 Intermediate Demand								
Stage 4 intermediate demand.....		ID5	4	135.575	137.293	137.991	139.976	140.667
Inputs to stage 4 goods producers.....		ID5	41	135.443	137.378	137.919	139.815	140.507
Goods.....		ID5	411	130.834	132.530	133.130	135.031	135.602
Foods.....		ID5	4111	138.022	141.267	141.200	143.401	146.837
Energy.....		ID5	4112	137.728	142.636	148.642	149.908	159.738
Goods excluding foods and energy.....		ID5	4113	129.734	131.170	131.823	133.685	133.745
Services.....		ID5	412	150.911	153.545	153.934	155.853	156.894
Trade services.....		ID5	4123	160.490	163.728	164.009	166.128	167.332
Transportation and warehousing services.....		ID5	4122	124.845	127.181	128.697	129.292	130.792
Transportation of passengers.....		ID5	41221	104.957	110.556	114.927	109.725	113.060
Transportation and warehousing of goods.....		ID5	41222	137.006	138.858	139.915	141.684	142.924
Services less trade, transportation, and warehousing.....		ID5	4121	119.562	119.936	120.394	121.910	122.173
Inputs to stage 4 services producers.....		ID5	42	132.251	133.854	134.373	135.876	136.041
Goods.....		ID5	421	132.859	134.783	135.014	137.628	140.346
Foods.....		ID5	4211	142.870	143.001	143.359	144.923	148.102

See footnotes at end of table.

Table 3. Producer price indexes for Final Demand-Intermediate Demand groupings, seasonally adjusted — Continued

[February 2022, Index base Nov. 2009=100, unless otherwise indicated]

Grouping	Other index base	Commodity code		Seasonally adjusted index ¹				
		Group code	Item code	Oct. 2021	Nov. 2021 ^P	Dec. 2021 ^P	Jan. 2022 ^P	Feb. 2022 ^P
Energy.....		ID5	4212	125.045	128.662	126.494	131.120	136.530
Goods excluding foods and energy.....		ID5	4213	133.573	135.115	136.577	138.422	139.576
Services.....		ID5	422	131.901	133.389	134.012	135.113	134.355
Trade services.....		ID5	4223	142.525	144.707	145.120	146.620	147.392
Transportation and warehousing services.....		ID5	4222	136.215	137.232	139.636	140.757	140.176
Transportation of passengers.....		ID5	42221	104.766	110.301	114.620	109.475	112.773
Transportation and warehousing of goods.....		ID5	42222	142.391	142.579	144.639	146.915	145.619
Services less trade, transportation, and warehousing.....		ID5	4221	129.517	130.955	131.425	132.465	131.489
Construction.....		ID5	423	130.499	131.209	131.159	132.662	133.701
Inputs to stage 4 construction producers.....		ID5	43	147.442	149.073	150.861	154.970	157.763
Goods.....		ID5	431	148.576	151.430	153.670	158.368	161.793
Energy.....		ID5	4312	149.379	152.440	150.731	155.933	176.136
Goods excluding foods and energy.....		ID5	4313	151.955	154.855	157.533	162.291	164.159
Services.....		ID5	432	144.038	142.753	143.456	146.142	147.421
Trade services.....		ID5	4323	164.777	160.661	161.721	164.991	167.005
Transportation and warehousing services.....		ID5	4322	140.241	143.230	144.479	146.475	148.873
Transportation of passengers.....		ID5	43221	109.477	115.299	119.844	114.433	117.902
Transportation and warehousing of goods.....		ID5	43222	141.772	144.700	145.867	148.071	150.453
Services less trade, transportation, and warehousing.....		ID5	4321	121.257	121.455	121.587	123.858	123.960
Stage 3 Intermediate Demand								
Stage 3 intermediate demand.....		ID5	3	139.113	140.238	141.283	143.396	144.777
Inputs to stage 3 goods producers.....		ID5	31	153.929	155.324	157.416	159.669	160.098
Goods.....		ID5	311	151.294	153.285	155.563	158.330	158.629
Foods.....		ID5	3111	150.925	151.722	160.031	166.590	169.033
Energy.....		ID5	3112	136.115	145.083	146.109	145.812	155.615
Goods excluding foods and energy.....		ID5	3113	156.218	158.311	158.234	159.698	158.514
Services.....		ID5	312	153.674	152.487	153.656	153.611	154.550
Trade services.....		ID5	3123	162.218	158.792	160.005	158.704	159.066
Transportation and warehousing services.....		ID5	3122	139.278	141.794	143.114	144.880	147.049
Transportation of passengers.....		ID5	31221	111.769	117.726	122.377	116.842	120.391
Transportation and warehousing of goods.....		ID5	31222	140.643	142.955	144.080	146.266	148.352
Services less trade, transportation, and warehousing.....		ID5	3121	120.868	121.334	121.883	123.099	123.777
Inputs to stage 3 services producers.....		ID5	32	126.929	127.898	128.044	129.906	132.010
Goods.....		ID5	321	116.309	117.054	114.327	120.156	129.675
Foods.....		ID5	3211	141.823	143.107	144.228	148.028	150.256
Energy.....		ID5	3212	117.219	117.375	112.618	121.195	135.909
Goods excluding foods and energy.....		ID5	3213	123.686	125.478	125.890	127.582	129.222
Services.....		ID5	322	129.911	130.955	132.009	132.627	132.420
Trade services.....		ID5	3223	167.114	168.520	167.961	170.654	170.973
Transportation and warehousing services.....		ID5	3222	157.843	158.118	160.627	160.242	160.343
Transportation of passengers.....		ID5	32221	101.468	101.567	101.545	101.087	101.288
Transportation and warehousing of goods.....		ID5	32222	158.331	158.608	161.131	160.745	160.846
Services less trade, transportation, and warehousing.....		ID5	3221	120.721	121.945	122.744	123.477	123.149
Construction.....		ID5	323	130.499	131.209	131.159	132.662	133.701
Inputs to stage 3 construction producers.....		ID5	33	134.090	132.661	134.856	142.017	145.788
Goods.....		ID5	331	124.305	126.389	129.132	135.278	136.926
Energy.....				-	-	-	-	-
Goods excluding foods and energy.....		ID5	3313	158.394	161.050	164.545	172.376	174.477
Services.....		ID5	332	161.517	156.822	158.850	167.904	174.058
Trade services.....		ID5	3323	166.868	161.696	163.831	173.675	180.309
Transportation and warehousing services.....		ID5	3322	102.490	103.183	104.234	105.533	106.164
Transportation and warehousing of goods.....		ID5	33222	108.182	108.914	110.023	111.394	112.060
Services less trade, transportation, and warehousing.....		ID5	3321	112.437	113.333	114.083	113.342	114.126
Stage 2 Intermediate Demand								
Stage 2 intermediate demand.....		ID5	2	132.192	133.836	130.727	130.655	139.124
Inputs to stage 2 goods producers.....		ID5	21	130.743	132.534	126.069	125.727	140.560
Goods.....		ID5	211	133.378	135.619	126.967	126.509	145.560
Foods.....		ID5	2111	150.624	149.432	149.653	156.164	164.007
Energy.....		ID5	2112	110.825	112.845	98.737	97.146	127.402
Goods excluding foods and energy.....		ID5	2113	145.627	148.429	148.070	148.309	149.004
Services.....		ID5	212	133.167	133.417	134.598	134.598	134.984
Trade services.....		ID5	2123	150.529	150.139	151.578	151.047	151.465
Transportation and warehousing services.....		ID5	2122	152.171	153.101	154.738	155.411	156.349
Transportation of passengers.....		ID5	21221	106.881	112.167	116.286	111.346	114.506
Transportation and warehousing of goods.....		ID5	21222	154.926	155.567	157.037	158.080	158.870
Services less trade, transportation, and warehousing.....		ID5	2121	116.728	117.336	117.980	118.149	118.089
Construction.....		ID5	213	130.499	131.209	131.159	132.662	133.701
Inputs to stage 2 services producers.....		ID5	22	129.440	130.840	132.131	132.406	132.442

See footnotes at end of table.

Table 3. Producer price indexes for Final Demand-Intermediate Demand groupings, seasonally adjusted — Continued

[February 2022, Index base Nov. 2009=100, unless otherwise indicated]

Grouping	Other index base	Commodity code		Seasonally adjusted index ¹				
		Group code	Item code	Oct. 2021	Nov. 2021 ^P	Dec. 2021 ^P	Jan. 2022 ^P	Feb. 2022 ^P
Goods.....		ID5	221	134.018	136.537	137.408	138.809	140.297
Foods.....		ID5	2211	119.661	120.416	121.248	124.762	127.017
Energy.....		ID5	2212	154.198	167.946	160.802	163.543	174.380
Goods excluding foods and energy.....		ID5	2213	133.171	135.012	136.382	137.689	138.596
Services.....		ID5	222	128.443	129.705	131.110	131.170	130.953
Trade services.....		ID5	2223	152.709	159.184	165.026	161.317	160.531
Transportation and warehousing services.....		ID5	2222	161.708	162.479	168.159	162.712	164.691
Transportation of passengers.....		ID5	22221	105.554	111.116	115.456	110.284	113.599
Transportation and warehousing of goods.....		ID5	22222	172.991	172.829	178.782	173.270	174.993
Services less trade, transportation, and warehousing.....		ID5	2221	125.850	126.849	127.682	128.382	128.032
Construction.....		ID5	223	130.499	131.209	131.159	132.662	133.701
Stage 1 Intermediate Demand								
Stage 1 intermediate demand.....		ID5	1	135.621	137.411	137.857	139.500	140.784
Inputs to stage 1 goods producers.....		ID5	11	144.718	147.403	147.534	147.678	147.846
Goods.....		ID5	111	145.517	149.821	149.545	149.983	150.300
Foods.....		ID5	1111	149.947	152.993	155.042	157.047	160.610
Energy.....		ID5	1112	121.830	131.174	128.345	129.390	134.900
Goods excluding foods and energy.....		ID5	1113	154.132	157.567	157.494	157.533	156.077
Services.....		ID5	112	146.290	144.643	145.882	145.232	144.999
Trade services.....		ID5	1123	162.849	159.438	160.839	158.709	158.559
Transportation and warehousing services.....		ID5	1122	132.350	134.182	137.455	137.299	139.389
Transportation of passengers.....		ID5	11221	104.937	110.535	114.905	109.704	113.039
Transportation and warehousing of goods.....		ID5	11222	137.793	138.644	141.599	142.731	144.479
Services less trade, transportation, and warehousing.....		ID5	1121	103.368	103.974	104.533	105.986	105.365
Construction.....		ID5	113	130.499	131.209	131.159	132.662	133.701
Inputs to stage 1 services producers.....		ID5	12	129.698	131.393	131.838	133.628	135.003
Goods.....		ID5	121	129.817	131.184	131.101	134.986	140.038
Foods.....		ID5	1211	103.078	104.702	104.948	107.254	110.337
Energy.....		ID5	1212	142.792	143.693	140.818	148.102	160.730
Goods excluding foods and energy.....		ID5	1213	130.850	132.517	133.787	136.243	137.899
Services.....		ID5	122	129.373	131.230	131.939	132.675	132.204
Trade services.....		ID5	1223	150.051	152.580	152.586	155.241	156.111
Transportation and warehousing services.....		ID5	1222	124.864	127.541	129.576	128.763	130.001
Transportation of passengers.....		ID5	12221	104.877	110.471	114.838	109.641	112.973
Transportation and warehousing of goods.....		ID5	12222	149.335	150.632	151.552	153.150	153.325
Services less trade, transportation, and warehousing.....		ID5	1221	126.543	128.198	128.809	129.518	128.667
Construction.....		ID5	123	130.499	131.209	131.159	132.662	133.701
Inputs to stage 1 construction producers.....		ID5	13	148.262	148.157	149.514	154.757	158.815
Goods.....		ID5	131	144.949	146.352	147.667	151.807	155.327
Energy.....		ID5	1312	131.429	128.006	125.317	135.090	151.869
Goods excluding foods and energy.....		ID5	1313	149.012	151.067	152.925	156.396	158.244
Services.....		ID5	132	154.832	151.750	153.188	160.609	165.732
Trade services.....		ID5	1323	162.448	158.090	159.624	168.305	174.038
Transportation and warehousing services.....		ID5	1322	116.818	119.520	120.588	122.463	124.859
Transportation and warehousing of goods.....		ID5	13222	120.833	123.628	124.733	126.672	129.151
Services less trade, transportation, and warehousing.....		ID5	1321	122.213	122.910	122.979	123.154	124.758
Intermediate Demand by Production Flow Special Groupings								
Total goods inputs to stage 4 intermediate demand.....	04/10	ID5	9411	132.210	134.159	134.950	137.553	139.284
Total services inputs to stage 4 intermediate demand.....	04/10	ID5	9412	135.325	136.782	137.370	138.721	138.419
Total construction inputs to stage 4 intermediate demand.....	04/10	ID5	9413	129.418	130.122	130.073	131.563	132.594
Total foods inputs to stage 4 intermediate demand.....	04/10	ID5	9414	136.959	138.842	138.952	140.841	144.094
Total energy goods inputs to stage 4 intermediate demand.....	04/10	ID5	9415	118.686	121.964	120.303	124.524	131.797
Total goods less foods and energy inputs to stage 4 intermediate demand.....	04/10	ID5	9416	134.550	136.328	137.606	140.106	140.806
Total goods inputs to stage 3 intermediate demand.....	04/10	ID5	9311	135.068	136.656	137.593	141.006	143.573
Total services inputs to stage 3 intermediate demand.....	04/10	ID5	9312	133.186	133.737	134.814	135.427	135.518
Total construction inputs to stage 3 intermediate demand.....	04/10	ID5	9313	129.418	130.122	130.073	131.563	132.594
Total foods inputs to stage 3 intermediate demand.....	04/10	ID5	9314	134.261	134.973	142.315	148.132	150.305
Total energy goods inputs to stage 3 intermediate demand.....	04/10	ID5	9315	117.898	119.493	115.780	122.729	136.336
Total goods less foods and energy inputs to stage 3 intermediate demand.....	04/10	ID5	9316	144.784	146.752	146.808	148.346	147.685
Total goods inputs to stage 2 intermediate demand.....	04/10	ID5	9211	127.024	129.184	121.867	121.611	138.050
Total services inputs to stage 2 intermediate demand.....	04/10	ID5	9212	129.975	131.013	132.372	132.419	132.338
Total construction inputs to stage 2 intermediate demand.....	04/10	ID5	9213	129.418	130.122	130.073	131.563	132.594
Total foods inputs to stage 2 intermediate demand.....	04/10	ID5	9214	151.116	149.941	150.171	156.683	164.503
Total energy goods inputs to stage 2 intermediate demand.....	04/10	ID5	9215	108.991	111.103	97.372	95.865	125.261
Total goods less foods and energy inputs to stage 2 intermediate demand.....	04/10	ID5	9216	134.627	137.063	137.096	137.552	138.253
Total goods inputs to stage 1 intermediate demand.....	04/10	ID5	9111	124.521	127.034	127.073	129.048	131.242
Total services inputs to stage 1 intermediate demand.....	04/10	ID5	9112	133.497	134.297	135.156	136.173	136.203

See footnotes at end of table.

Table 3. Producer price indexes for Final Demand-Intermediate Demand groupings, seasonally adjusted — Continued

[February 2022, Index base Nov. 2009=100, unless otherwise indicated]

Grouping	Other index base	Commodity code		Seasonally adjusted index ¹				
		Group code	Item code	Oct. 2021	Nov. 2021 ^p	Dec. 2021 ^p	Jan. 2022 ^p	Feb. 2022 ^p
Total construction inputs to stage 1 intermediate demand.	04/10	ID5	9117	129.418	130.122	130.073	131.563	132.594
Total foods inputs to stage 1 intermediate demand.	04/10	ID5	9114	140.147	142.984	144.874	146.767	150.112
Total energy goods inputs to stage 1 intermediate demand.	04/10	ID5	9115	128.787	132.342	129.610	134.568	144.482
Total goods less foods and energy inputs to stage 1 intermediate demand.	04/10	ID5	9116	120.736	122.877	123.500	124.755	124.939

¹ All indexes are subject to revision for 4 months after their originally scheduled publication to incorporate late reports and corrections by survey respondents. In addition, seasonally adjusted indexes are subject to change for up to 5 years due to the recalculation of seasonal factors published each January.

² PPI defines Total finished as including only the personal consumption and private capital investment portions of final demand.

³ Trade indexes measure changes in margins received by wholesalers and retailers.

⁴ The PPI definition of foods does not include food and beverages for immediate consumption. PPI defines food and beverages for immediate consumption as the service of preparing meals, snacks, and beverages to customer order for immediate on-premises and off-premises consumption.

⁵ Distributive services include transportation, warehousing, and trade of goods.

⁶ Includes intermediate trade, transportation, and warehousing services.

⁷ Includes crude petroleum.

⁸ Excludes crude petroleum.

p Preliminary

“-” Data not available.

Table 4. Producer price index percentage changes and weights for Final Demand-Intermediate Demand groupings, not seasonally adjusted
[February 2022]

Title	Commodity code		Relative Importance Dec. 2021 ¹	Unadjusted 12-month percent change ² Feb. 2021 to Feb. 2022 ^P	Unadjusted 1-month percent change ²				
	Group code	Item code			Sept. to Oct.	Oct. to Nov. ^P	Nov. to Dec. ^P	Dec. to Jan. ^P	Jan. to Feb. ^P
Final Demand									
Final demand.....	FD	4	100.000	10.0	0.8	0.8	0.1	1.4	0.8
Final demand goods.....	FD	41	33.284	14.4	1.1	0.7	-0.6	1.7	2.1
Final demand foods.....	FD	411	5.743	13.7	-0.6	1.2	-0.2	1.4	2.0
Finished consumer goods ³	FD	4111	4.430	13.4	-0.2	1.2	-0.3	1.3	1.7
Finished consumer foods, crude.....	FD	41113	0.461	18.7	6.2	11.5	-3.2	-4.9	1.9
Finished consumer foods, processed.....	FD	41112	3.969	12.9	-0.8	0.1	0.0	2.0	1.7
Government purchased foods.....	FD	4112	0.406	15.4	-2.0	0.2	-0.3	1.8	1.7
Foods for export.....	FD	4113	0.907	14.7	-1.7	1.7	0.7	2.3	3.6
Final demand energy.....	FD	412	5.998	33.8	3.6	0.2	-4.1	4.7	7.1
Finished consumer energy goods ³	FD	4121	4.795	31.3	2.9	0.0	-4.0	4.4	6.3
Government purchased energy.....	FD	4122	0.838	43.0	5.9	0.7	-4.5	5.9	9.3
Energy for export.....	FD	4123	0.365	47.7	8.1	1.2	-4.5	6.0	12.5
Final demand goods less foods and energy.....	FD	413	21.543	9.6	0.8	0.8	0.3	1.0	0.7
Finished goods less foods and energy ³	FD	4131	12.154	7.7	0.8	0.6	0.5	1.0	0.9
Finished consumer goods less foods and energy.....	FD	41311	6.483	7.4	0.7	0.6	0.6	1.0	0.9
Nondurable consumer goods less foods and energy.....	FD	413111	4.078	6.9	0.5	0.6	0.6	1.2	0.9
Durable consumer goods.....	FD	413112	2.405	8.3	0.9	0.5	0.4	0.8	0.8
Private capital equipment.....	FD	41312	5.671	8.0	0.9	0.5	0.5	1.1	1.0
Private capital equipment for manufacturing industries.....	FD	413121	1.263	10.8	0.7	0.6	0.6	1.5	1.3
Private capital equipment for nonmanufacturing industries.....	FD	413122	4.408	7.2	1.0	0.5	0.5	0.9	0.9
Government purchased goods, excluding foods and energy.....	FD	4132	2.280	9.8	0.7	0.8	0.5	1.5	0.8
Government purchased goods excluding foods, energy, and capital equipment.....	FD	41321	1.357	13.8	0.9	1.3	0.6	1.7	1.1
Government purchased capital equipment.....	FD	41322	0.923	4.4	0.3	0.2	0.4	1.1	0.3
Goods for export, excluding foods and energy.....	FD	4133	7.109	12.9	1.0	1.1	0.0	0.7	0.4
Final demand services.....	FD	42	64.964	7.8	0.4	0.8	0.4	1.1	0.2
Final demand trade services ⁴	FD	423	20.219	14.4	1.0	1.0	0.7	1.5	0.6
Trade of finished goods ³	FD	4231	17.344	14.5	1.0	0.9	0.8	1.5	0.6
Trade of personal consumption goods.....	FD	42311	14.139	13.4	0.7	0.7	0.7	0.9	0.7
Trade of private capital equipment.....	FD	42312	3.205	19.6	2.5	1.9	1.0	3.9	0.3
Trade of government purchased goods.....	FD	4232	0.758	14.9	1.4	1.9	0.2	2.4	0.4
Trade of government purchased goods, excluding capital equipment.....	FD	42321	0.476	13.3	0.9	1.7	-0.2	1.5	0.3
Trade of government purchased capital equipment.....	FD	42322	0.282	17.7	2.5	2.3	1.1	4.0	0.6
Trade of exports.....	FD	4233	2.117	14.1	1.3	1.7	0.4	1.5	0.4
Final demand transportation and warehousing services.....	FD	422	4.383	16.6	1.8	2.7	1.5	-0.1	1.4
Transportation of passengers for final demand.....	FD	4221	1.096	16.5	1.7	4.9	4.1	-5.7	0.6
Transportation of private passengers.....	FD	42211	0.740	16.4	1.7	4.9	4.1	-5.7	0.6
Transportation of government passengers.....	FD	42212	0.089	16.2	1.7	4.8	4.0	-5.6	0.6
Transportation of passengers for export.....	FD	42213	0.267	16.8	1.8	5.0	4.1	-5.8	0.6
Transportation and warehousing of goods for final demand.....	FD	4222	3.287	16.6	1.8	1.9	0.7	1.8	1.6
Transportation and warehousing of finished goods ³	FD	42221	2.162	17.0	1.9	2.0	0.8	1.6	1.7
Transportation and warehousing of personal consumption goods.....	FD	422211	1.735	16.8	1.9	2.0	0.7	1.6	1.6
Transportation and warehousing of private capital equipment.....	FD	422212	0.427	17.8	2.0	2.1	0.8	1.5	1.8
Transportation and warehousing of government purchased goods.....	FD	42222	0.198	15.3	1.8	1.6	0.9	1.5	1.2
Transportation and warehousing of exports.....	FD	42223	0.927	16.0	1.7	1.8	0.6	2.5	1.5
Final demand services less trade, transportation, and warehousing.....	FD	421	40.362	3.8	0.0	0.5	0.1	1.0	-0.1
Finished services less trade, transportation, and warehousing ³	FD	4211	35.383	3.8	0.1	0.4	0.1	1.0	-0.1
Finished consumer services less trade, transportation, and warehousing.....	FD	42111	31.725	3.4	0.0	0.5	0.1	0.9	-0.1
Private capital investment services less trade, transportation, and warehousing.....	FD	42112	3.658	7.0	0.5	0.1	0.6	1.5	0.0
Government purchased services less trade, transportation, and warehousing.....	FD	4212	2.491	3.5	-0.1	0.5	0.2	1.0	-0.1
Gov. purchased services less trade, transportation, and warehousing, excl. capital investment.....	FD	42121	2.385	3.5	-0.1	0.5	0.2	1.0	-0.1
Government purchased capital investment services less trade, transportation, and warehousing.....	FD	42122	0.106	1.3	0.8	-0.2	0.2	-0.2	-1.1
Services for export less trade, transportation, and warehousing.....	FD	4213	2.488	3.6	-0.6	1.1	-0.1	1.3	-0.8
Final demand construction.....	FD	43	1.749	16.6	5.9	0.4	0.3	3.6	0.6
Construction for private capital investment.....	FD	431	1.139	18.3	6.8	0.4	0.4	4.0	0.7
Construction for government.....	FD	432	0.610	13.4	4.3	0.3	0.1	2.8	0.5
Special Groupings of Final Demand									
Final demand less exports.....	FD	49101	85.820	9.6	0.8	0.7	0.1	1.4	0.9
Final demand less government.....	FD	49102	92.330	9.8	0.7	0.8	0.1	1.3	0.8

See footnotes at end of table.

Table 4. Producer price index percentage changes and weights for Final Demand-Intermediate Demand groupings, not seasonally adjusted — Continued
[February 2022]

Title	Commodity code		Relative Importance Dec. 2021 ¹	Unadjusted 12-month percent change ² Feb. 2021 to Feb. 2022 ^P	Unadjusted 1-month percent change ²				
	Group code	Item code			Sept. to Oct.	Oct. to Nov. ^P	Nov. to Dec. ^P	Dec. to Jan. ^P	Jan. to Feb. ^P
Final demand less foods, food and nonalcoholic beverages for immediate consumption, and energy ⁵	FD	49103	87.753	8.5	0.7	0.8	0.4	1.1	0.4
Final demand less foods and energy ⁵	FD	49104	88.259	8.4	0.6	0.8	0.4	1.1	0.3
Final demand less foods and food and nonalcoholic beverages for immediate consumption ⁵	FD	49105	93.751	10.0	0.9	0.8	0.1	1.3	0.8
Final demand less foods ⁵	FD	49106	94.257	9.8	0.8	0.7	0.1	1.3	0.8
Final demand less energy.....	FD	49107	94.002	8.7	0.6	0.8	0.4	1.1	0.4
Final demand less trade services.....	FD	49108	79.781	9.0	0.7	0.7	-0.1	1.3	0.9
Final demand less distributive services ⁶	FD	49109	76.494	8.6	0.6	0.6	-0.1	1.3	0.9
Final demand goods less energy.....	FD	49111	27.286	10.4	0.5	0.9	0.2	1.1	1.0
Final demand goods less foods.....	FD	49112	27.541	14.5	1.5	0.6	-0.7	1.8	2.2
Final demand services less trade services.....	FD	49113	44.745	4.9	0.2	0.7	0.3	0.9	0.0
Final demand distributive services ⁶	FD	49114	23.506	14.8	1.2	1.1	0.7	1.6	0.7
Final demand goods plus final demand distributive services ⁶	FD	49115	56.790	14.5	1.1	0.9	0.0	1.7	1.6
Final demand less foods, energy, and trade services ⁵	FD	49116	68.040	6.6	0.5	0.7	0.3	1.0	0.3
Private and government purchased capital equipment.....	FD	49117	6.594	7.5	0.8	0.5	0.5	1.1	0.9
Private and government purchased capital investment services.....	FD	49118	7.678	12.9	1.5	1.0	0.8	2.5	0.2
Total private and government purchased capital investment.....	FD	49119	14.272	11.0	1.7	0.7	0.6	2.0	0.5
Total finished ³	FD	49201	78.147	9.4	0.7	0.6	0.1	1.3	0.8
Total finished less foods, food and nonalcoholic beverages for immediate consumption, and energy ^{3, 5}	FD	49202	68.421	7.8	0.6	0.7	0.4	1.1	0.3
Total finished less foods and energy ^{3, 5}	FD	49203	68.922	7.8	0.6	0.7	0.4	1.1	0.3
Total finished less foods and food and nonalcoholic beverages for immediate consumption ⁵	FD	49204	73.216	9.3	0.8	0.6	0.1	1.3	0.8
Total finished less foods ^{3, 5}	FD	49205	73.717	9.2	0.8	0.6	0.1	1.3	0.7
Total finished less energy ³	FD	49206	73.352	8.1	0.6	0.7	0.4	1.1	0.4
Finished goods ³	FD	49207	21.379	13.8	1.1	0.6	-0.7	1.8	2.3
Finished goods less energy ³	FD	49208	16.584	9.2	0.5	0.7	0.3	1.1	1.1
Finished goods, excluding foods ^{3, 5}	FD	49209	16.949	13.8	1.4	0.4	-0.8	2.0	2.5
Finished services ³	FD	49210	55.629	7.6	0.4	0.7	0.4	1.1	0.2
Private capital investment services.....	FD	49211	7.290	12.8	1.4	1.0	0.8	2.5	0.2
Finished distributive services ^{3, 6}	FD	49212	19.506	14.7	1.1	1.0	0.8	1.5	0.7
Finished services less trade services ³	FD	49213	38.285	4.7	0.2	0.6	0.3	0.9	0.0
Finished services less distributive services ^{3, 6}	FD	49214	36.123	4.1	0.1	0.5	0.2	0.9	-0.1
Total private capital investment (goods, services, and construction).....	FD	49215	14.100	11.3	1.7	0.7	0.6	2.1	0.6
Finished goods plus finished distributive services ^{3, 6}	FD	49216	40.885	14.3	1.1	0.8	0.0	1.7	1.6
Total exports.....	FD	49301	14.180	12.5	0.8	1.4	0.1	1.2	0.8
Goods for export.....	FD	49302	8.381	14.5	1.0	1.2	-0.2	1.1	1.3
Services for export.....	FD	49303	5.799	9.7	0.6	1.6	0.4	1.3	0.1
Total government purchases.....	FD	49401	7.670	12.1	1.2	0.8	-0.2	1.9	1.5
Government purchased goods.....	FD	49402	3.524	17.6	1.6	0.7	-0.8	2.6	3.0
Government purchased services.....	FD	49403	3.536	6.7	0.4	1.0	0.4	1.1	0.1
Total government purchased capital investment (goods, services, construction).....	FD	49404	1.921	8.8	1.9	0.5	0.4	1.9	0.3
Personal consumption.....	FD	49501	64.047	9.0	0.5	0.6	0.0	1.2	0.8
Personal consumption goods (finished consumer goods).....	FD	49502	15.708	16.0	1.1	0.6	-1.1	2.1	2.8
Personal consumption goods less energy.....	FD	49503	10.913	9.8	0.3	0.8	0.2	1.1	1.2
Personal consumption goods less foods.....	FD	49504	11.278	16.9	1.6	0.3	-1.4	2.5	3.3
Personal consumption nondurable goods less foods.....	FD	49508	8.873	19.4	1.8	0.3	-1.9	2.9	3.9
Personal consumption services.....	FD	49505	48.339	6.9	0.3	0.6	0.4	0.9	0.2
Personal consumption less trade services.....	FD	49506	49.908	7.8	0.4	0.6	-0.2	1.2	0.9
Personal consumption less distributive services ⁶	FD	49507	48.173	7.5	0.4	0.6	-0.3	1.2	0.9
Personal consumption less foods and energy.....	FD	49510	54.822	6.9	0.3	0.6	0.4	0.9	0.3
Personal consumption less foods, energy, and trade services ⁴	FD	49511	40.683	4.8	0.2	0.6	0.3	0.9	0.1
Personal consumption less foods, energy, and distributive services ⁶	FD	49512	38.948	4.3	0.1	0.6	0.2	0.8	0.1
Personal consumption goods plus personal consumption distributive services ⁶	FD	49509	31.582	14.8	1.0	0.7	-0.2	1.6	1.8
Intermediate Demand by Commodity Type									
Processed goods									
Processed goods for intermediate demand.....	ID6	1	100.000	23.3	2.0	1.3	-0.3	2.0	1.6
Materials and components for manufacturing.....	ID6	11	46.096	22.6	1.6	1.1	0.2	1.1	-0.2
Materials for manufacturing.....	ID6	111	30.586	29.0	1.8	1.3	-0.2	1.0	-0.7
Materials for food manufacturing.....	ID6	1111	4.053	18.0	-0.9	-0.1	-0.2	2.0	2.0
Materials for nondurable manufacturing.....	ID6	1112	13.367	23.7	1.6	1.4	-0.8	0.4	1.5
Materials for durable manufacturing.....	ID6	1113	13.166	39.2	3.0	1.7	0.4	1.2	-3.7
Components for manufacturing.....	ID6	112	15.510	12.0	1.1	0.8	0.9	1.3	0.6
Components for nondurable manufacturing.....	ID6	1121	8.006	21.0	2.3	1.6	1.3	1.5	0.7
Components for durable manufacturing.....	ID6	1122	14.704	11.5	1.0	0.8	0.8	1.3	0.6

See footnotes at end of table.

Table 4. Producer price index percentage changes and weights for Final Demand-Intermediate Demand groupings, not seasonally adjusted — Continued
[February 2022]

Title	Commodity code		Relative Importance Dec. 2021 ¹	Unadjusted 12-month percent change ² Feb. 2021 to Feb. 2022 ^P	Unadjusted 1-month percent change ²				
	Group code	Item code			Sept. to Oct.	Oct. to Nov. ^P	Nov. to Dec. ^P	Dec. to Jan. ^P	Jan. to Feb. ^P
Materials and components for construction.....	ID6	12	9.003	23.5	1.3	1.7	1.9	3.3	1.4
Materials for construction.....	ID6	121	3.829	17.4	0.9	1.3	2.4	5.7	1.6
Components for construction.....	ID6	122	5.174	28.6	1.5	2.0	1.5	1.6	1.2
Processed fuels and lubricants for intermediate demand.....	ID6	13	18.697	37.9	5.0	1.7	-3.8	3.7	6.7
Processed fuels and lubricants to manufacturing industries.....	ID6	131	4.640	29.5	1.5	-0.8	-1.6	3.7	5.8
Processed fuels and lubricants to nonmanufacturing industries.....	ID6	132	14.057	41.0	6.2	2.5	-4.5	3.7	6.9
Containers for intermediate demand.....	ID6	14	2.781	20.3	2.6	0.9	0.9	3.5	1.4
Supplies for intermediate demand.....	ID6	15	23.422	14.4	0.8	1.1	0.7	1.7	1.0
Supplies to manufacturing industries.....	ID6	151	3.215	16.9	1.5	1.3	0.3	1.2	0.9
Supplies to nonmanufacturing industries.....	ID6	152	20.207	14.1	0.7	1.0	0.7	1.7	1.1
Supplies to nonmanufacturing industries, feeds.....	ID6	1521	1.713	11.8	-0.7	0.2	0.4	3.5	3.1
Supplies to nonmanufacturing industries, other than feeds.....	ID6	1522	18.494	14.3	0.8	1.1	0.8	1.6	0.9
Unprocessed goods									
Unprocessed goods for intermediate demand.....	ID6	2	100.000	35.1	6.9	2.7	-4.4	0.5	14.4
Unprocessed foodstuffs and feedstuffs.....	ID6	21	32.314	27.2	-0.4	2.5	5.1	3.5	2.3
Unprocessed nonfood materials.....	ID6	22	67.685	38.8	10.4	2.8	-8.4	-1.0	20.6
Unprocessed nonfood materials except fuel.....	ID6	221	44.356	35.7	5.2	2.4	-5.8	6.6	7.6
Unprocessed nonfood materials except fuel to manufacturing industries.....	ID6	2211	42.325	37.2	5.5	2.5	-6.1	6.7	7.9
Unprocessed nonfood materials except fuel to nonmanufacturing industries.....	ID6	2212	2.031	7.7	0.0	0.3	-0.2	3.8	1.6
Unprocessed fuel.....	ID6	222	23.329	44.7	21.4	3.5	-13.2	-16.1	53.5
Unprocessed fuel to manufacturing industries.....	ID6	2221	1.185	33.6	6.2	2.0	-6.1	5.9	18.6
Unprocessed fuel to nonmanufacturing industries.....	ID6	2222	22.144	45.3	22.2	3.6	-13.6	-17.3	55.9
Services									
Services for intermediate demand.....	ID6	3	100.000	7.4	0.0	0.8	0.5	0.9	0.1
Trade services for intermediate demand ⁴	ID6	33	22.363	14.2	0.5	0.2	0.5	1.0	0.9
Trade services for manufacturing industries.....	ID6	331	11.460	14.3	0.7	0.4	0.3	0.2	0.4
Trade services for nonmanufacturing industries.....	ID6	332	10.903	14.0	0.3	0.0	0.7	1.8	1.3
Transportation and warehousing services for intermediate demand.....	ID6	32	13.287	14.6	0.7	0.8	1.4	0.7	0.6
Transportation of passengers for intermediate demand.....	ID6	321	0.978	16.3	1.7	4.8	4.0	-5.6	0.6
Transportation of passengers for manufacturing industries.....	ID6	3211	0.115	16.8	1.8	5.0	4.1	-5.8	0.6
Transportation of passengers for nonmanufacturing industries.....	ID6	3212	0.863	16.2	1.7	4.8	4.0	-5.6	0.6
Transportation and warehousing of goods for intermediate demand.....	ID6	322	12.309	14.4	0.6	0.5	1.2	1.2	0.6
Transportation and warehousing of goods for manufacturing industries.....	ID6	3221	2.502	14.0	1.6	1.5	0.8	1.3	1.2
Transportation and warehousing of goods for nonmanufacturing industries.....	ID6	3222	9.807	14.5	0.4	0.3	1.3	1.1	0.4
Services less trade, transportation, and warehousing for intermediate demand.....	ID6	31	64.350	3.8	-0.4	1.0	0.3	1.0	-0.3
Services less trade, transportation, and warehousing for manufacturing industries.....	ID6	311	2.044	5.6	1.1	0.2	0.4	0.8	0.6
Services less trade, transportation, and warehousing for nonmanufacturing industries.....	ID6	312	62.306	3.7	-0.4	1.0	0.2	1.0	-0.4
Construction									
Construction for intermediate demand.....	ID6	4	100.000	11.5	0.2	0.5	0.0	1.1	0.8
Special Groupings of Intermediate Demand by Commodity Type									
Processed materials less foods and feeds.....	ID6	9111	92.172	24.0	2.3	1.4	-0.3	1.9	1.5
Processed foods and feeds.....	ID6	9112	7.828	15.5	-0.9	-0.1	0.0	2.3	2.1
Processed energy goods.....	ID6	9113	18.697	38.0	5.0	1.7	-3.8	3.7	6.7
Processed materials less energy.....	ID6	9118	81.303	20.1	1.3	1.2	0.5	1.6	0.4
Processed materials less foods and energy.....	ID6	9115	73.475	20.6	1.6	1.3	0.6	1.5	0.2
Intermediate distributive services ⁷	ID6	9116	34.672	14.3	0.5	0.3	0.7	1.1	0.8
Processed goods plus intermediate distributive services.....	ID6	9117	-	20.6	1.6	1.0	0.0	1.7	1.3
Unprocessed materials less agricultural products.....	ID6	9211	62.579	41.0	11.4	2.4	-9.4	-1.7	22.9
Unprocessed energy materials ⁸	ID6	9212	42.184	52.8	17.7	2.3	-12.3	-2.1	32.3
Unprocessed materials less energy.....	ID6	9213	57.816	22.7	-0.5	3.1	2.4	2.1	2.2
Unprocessed nonfood materials less energy ⁹	ID6	9216	25.502	15.5	-1.1	3.7	-1.2	0.1	2.1
Intermediate Demand by Production Flow									
Stage 4 Intermediate Demand									
Stage 4 intermediate demand.....	ID5	4	100.000	12.4	0.4	1.2	0.4	1.6	0.5
Inputs to stage 4 goods producers.....	ID5	41	32.889	15.6	1.2	1.5	0.4	1.5	0.5
Goods.....	ID5	411	23.198	16.2	1.2	1.4	0.5	1.5	0.5
Foods.....	ID5	4111	3.174	17.3	-0.4	2.9	0.8	1.7	2.9
Energy.....	ID5	4112	0.190	33.9	4.3	3.0	2.4	1.5	5.8

See footnotes at end of table.

Table 4. Producer price index percentage changes and weights for Final Demand-Intermediate Demand groupings, not seasonally adjusted — Continued
[February 2022]

Title	Commodity code		Relative Importance Dec. 2021 ¹	Unadjusted 12-month percent change ² Feb. 2021 to Feb. 2022 ^P	Unadjusted 1-month percent change ²				
	Group code	Item code			Sept. to Oct.	Oct. to Nov. ^P	Nov. to Dec. ^P	Dec. to Jan. ^P	Jan. to Feb. ^P
Goods excluding foods and energy.....	ID5	4113	19.834	15.9	1.5	1.1	0.5	1.5	0.1
Services.....	ID5	412	9.691	13.8	1.2	1.7	0.2	1.3	0.7
Trade services.....	ID5	4123	7.740	15.6	1.3	2.0	0.1	1.2	0.7
Transportation and warehousing services.....	ID5	4122	0.474	12.3	1.4	1.8	1.2	0.3	0.8
Transportation of passengers.....	ID5	41221	0.065	16.8	1.8	5.0	4.1	-5.8	0.6
Transportation and warehousing of goods.....	ID5	41222	0.409	11.7	1.4	1.3	0.7	1.3	0.9
Services less trade, transportation, and warehousing.....	ID5	4121	1.477	5.6	0.9	0.2	0.2	1.9	0.5
Inputs to stage 4 services producers.....	ID5	42	52.465	8.2	-0.3	1.1	0.3	1.4	0.1
Goods.....	ID5	421	13.952	15.8	0.1	0.8	0.0	2.0	1.9
Foods.....	ID5	4211	2.324	16.2	-1.5	-0.5	-0.2	0.6	2.3
Energy.....	ID5	4212	3.769	23.0	-0.1	1.0	-2.0	3.9	3.8
Goods excluding foods and energy.....	ID5	4213	7.859	12.4	0.8	1.2	1.1	1.5	0.8
Services.....	ID5	422	38.427	5.7	-0.4	1.2	0.3	1.1	-0.5
Trade services.....	ID5	4223	4.502	13.3	1.2	1.5	0.2	1.0	0.5
Transportation and warehousing services.....	ID5	4222	3.234	12.8	1.1	0.7	1.7	1.1	-0.3
Transportation of passengers.....	ID5	42221	0.413	16.6	1.7	4.9	4.1	-5.7	0.6
Transportation and warehousing of goods.....	ID5	42222	2.821	12.2	1.0	0.1	1.3	2.1	-0.4
Services less trade, transportation, and warehousing.....	ID5	4221	30.691	3.9	-0.8	1.2	0.2	1.1	-0.7
Construction.....	ID5	423	0.086	11.5	0.2	0.5	0.0	1.1	0.8
Inputs to stage 4 construction producers.....	ID5	43	14.643	21.1	1.2	1.0	0.8	3.0	1.8
Goods.....	ID5	431	10.507	24.7	1.5	1.7	1.0	3.4	2.2
Energy.....	ID5	4312	0.846	54.5	6.4	0.8	-6.5	4.8	11.7
Goods excluding foods and energy.....	ID5	4313	9.661	22.4	1.1	1.8	1.7	3.3	1.3
Services.....	ID5	432	4.136	12.6	0.5	-0.8	0.4	1.8	0.9
Trade services.....	ID5	4323	2.037	18.0	0.1	-2.4	0.5	1.6	1.2
Transportation and warehousing services.....	ID5	4322	0.611	16.7	1.9	2.1	0.9	1.4	1.6
Transportation of passengers.....	ID5	43221	0.013	16.7	1.7	5.0	4.1	-5.7	0.6
Transportation and warehousing of goods.....	ID5	43222	0.598	16.7	1.9	2.1	0.8	1.5	1.6
Services less trade, transportation, and warehousing.....	ID5	4321	1.488	4.4	0.5	0.2	0.1	2.3	0.3
Stage 3 Intermediate Demand									
Stage 3 intermediate demand.....	ID5	3	100.000	18.4	1.3	0.9	0.6	1.7	0.9
Inputs to stage 3 goods producers.....	ID5	31	49.671	25.5	1.5	1.1	1.4	1.6	0.1
Goods.....	ID5	311	40.111	28.5	1.7	1.6	1.5	2.0	0.0
Foods.....	ID5	3111	10.917	29.2	-0.1	1.9	6.6	4.6	0.3
Energy.....	ID5	3112	1.560	42.6	5.3	5.9	-2.5	0.3	7.6
Goods excluding foods and energy.....	ID5	3113	27.634	27.9	2.2	1.2	-0.2	1.0	-0.6
Services.....	ID5	312	9.560	13.9	0.7	-0.8	0.7	-0.2	0.6
Trade services.....	ID5	3123	5.718	15.0	0.1	-2.1	0.6	-1.1	0.2
Transportation and warehousing services.....	ID5	3122	2.547	15.6	1.8	1.8	0.9	1.2	1.4
Transportation of passengers.....	ID5	31221	0.118	16.8	1.7	5.0	4.1	-5.8	0.6
Transportation and warehousing of goods.....	ID5	31222	2.429	15.5	1.8	1.6	0.8	1.5	1.4
Services less trade, transportation, and warehousing.....	ID5	3121	1.295	6.7	1.4	0.3	0.4	1.3	0.7
Inputs to stage 3 services producers.....	ID5	32	48.940	11.9	1.1	0.8	-0.3	1.7	1.6
Goods.....	ID5	321	10.345	35.6	5.5	0.6	-3.4	4.2	7.6
Foods.....	ID5	3211	0.089	9.0	0.4	0.9	0.8	2.7	1.5
Energy.....	ID5	3212	6.121	52.3	8.4	0.1	-5.7	6.1	11.7
Goods excluding foods and energy.....	ID5	3213	4.135	14.6	1.1	1.4	0.3	1.4	1.3
Services.....	ID5	322	37.680	6.3	-0.1	0.8	0.6	1.1	0.0
Trade services.....	ID5	3223	2.608	14.1	-0.2	0.8	-0.4	1.6	0.2
Transportation and warehousing services.....	ID5	3222	8.849	14.4	-0.3	0.0	1.4	0.6	0.3
Transportation of passengers.....	ID5	32221	0.022	1.3	0.1	0.2	0.1	-0.2	0.0
Transportation and warehousing of goods.....	ID5	32222	8.827	14.4	-0.3	0.0	1.4	0.6	0.3
Services less trade, transportation, and warehousing.....	ID5	3221	26.223	3.1	0.0	1.1	0.4	1.2	-0.2
Construction.....	ID5	323	0.915	11.5	0.2	0.5	0.0	1.1	0.8
Inputs to stage 3 construction producers.....	ID5	33	1.388	18.2	0.7	-1.2	1.7	5.3	3.1
Goods.....	ID5	331	0.580	23.3	1.7	1.6	2.2	4.9	1.5
Goods excluding foods and energy.....	ID5	3313	0.580	23.3	1.7	1.6	2.2	4.9	1.5
Services.....	ID5	332	0.808	14.9	0.0	-3.0	1.3	5.5	4.2
Trade services.....	ID5	3323	0.766	15.3	-0.1	-3.2	1.3	5.8	4.4
Transportation and warehousing services.....	ID5	3322	0.015	11.1	1.4	0.7	1.0	1.2	0.6
Transportation and warehousing of goods.....	ID5	33222	0.015	11.1	1.4	0.7	1.0	1.2	0.6
Services less trade, transportation, and warehousing.....	ID5	3321	0.027	6.7	1.9	0.7	0.7	-0.6	0.6
Stage 2 Intermediate Demand									
Stage 2 intermediate demand.....	ID5	2	100.000	19.6	3.7	1.3	-2.4	0.2	6.5
Inputs to stage 2 goods producers.....	ID5	21	54.815	29.4	6.9	1.4	-4.8	-0.1	11.8

See footnotes at end of table.

Table 4. Producer price index percentage changes and weights for Final Demand-Intermediate Demand groupings, not seasonally adjusted — Continued
[February 2022]

Title	Commodity code		Relative Importance Dec. 2021 ¹	Unadjusted 12-month percent change ² Feb. 2021 to Feb. 2022 ^P	Unadjusted 1-month percent change ²				
	Group code	Item code			Sept. to Oct.	Oct. to Nov. ^P	Nov. to Dec. ^P	Dec. to Jan. ^P	Jan. to Feb. ^P
Goods.....	ID5	211	42.661	35.7	8.7	1.8	-6.3	-0.2	15.1
Foods.....	ID5	2111	3.184	13.5	-2.4	0.3	2.0	5.3	5.8
Energy.....	ID5	2112	19.750	53.3	17.6	1.8	-12.5	-1.6	31.1
Goods excluding foods and energy.....	ID5	2113	19.727	21.5	1.4	2.0	-0.3	0.3	0.5
Services.....	ID5	212	11.685	8.6	0.8	0.2	0.7	0.2	0.3
Trade services.....	ID5	2123	5.350	10.4	1.1	-0.3	0.9	-0.5	0.4
Transportation and warehousing services.....	ID5	2122	3.353	9.3	1.0	0.5	1.0	0.4	0.4
Transportation of passengers.....	ID5	21221	0.154	15.5	1.6	4.6	3.8	-5.4	0.6
Transportation and warehousing of goods.....	ID5	21222	3.199	9.0	0.9	0.3	0.9	0.6	0.4
Services less trade, transportation, and warehousing.....	ID5	2121	2.982	5.1	0.2	0.8	0.1	1.1	-0.1
Construction.....	ID5	213	0.469	11.5	0.2	0.5	0.0	1.1	0.8
Inputs to stage 2 services producers.....	ID5	22	45.184	8.3	-0.2	1.2	0.6	0.5	0.1
Goods.....	ID5	221	5.823	19.5	1.7	2.0	0.5	1.0	0.9
Foods.....	ID5	2211	0.032	16.4	0.1	1.0	1.2	3.4	2.2
Energy.....	ID5	2212	0.396	57.7	12.7	9.1	-4.9	-0.3	4.3
Goods excluding foods and energy.....	ID5	2213	5.395	17.4	1.0	1.4	1.0	1.1	0.7
Services.....	ID5	222	37.793	6.6	-0.5	1.1	0.7	0.4	-0.1
Trade services.....	ID5	2223	2.550	14.0	-1.8	4.2	3.7	-2.2	-0.5
Transportation and warehousing services.....	ID5	2222	3.079	28.2	-1.2	0.3	3.5	-3.4	1.0
Transportation of passengers.....	ID5	22221	0.352	16.5	1.7	4.9	4.1	-5.7	0.6
Transportation and warehousing of goods.....	ID5	22222	2.727	29.9	-1.5	-0.3	3.4	-3.1	1.0
Services less trade, transportation, and warehousing.....	ID5	2221	32.164	4.5	-0.3	1.0	0.2	1.0	-0.1
Construction.....	ID5	223	1.568	11.5	0.2	0.5	0.0	1.1	0.8
Stage 1 Intermediate Demand									
Stage 1 intermediate demand.....	ID5	1	100.000	16.4	1.1	1.2	0.2	1.2	1.0
Inputs to stage 1 goods producers.....	ID5	11	35.393	23.2	1.8	1.9	0.1	0.1	0.1
Goods.....	ID5	111	26.061	28.4	2.4	3.1	-0.1	0.3	0.3
Foods.....	ID5	1111	3.173	17.3	-1.5	2.8	2.6	1.5	3.7
Energy.....	ID5	1112	3.734	39.5	8.2	7.5	-2.0	-0.4	2.9
Goods excluding foods and energy.....	ID5	1113	19.154	28.5	2.0	2.3	-0.1	0.2	-0.8
Services.....	ID5	112	9.331	10.6	0.2	-1.1	0.7	-0.6	-0.2
Trade services.....	ID5	1123	6.049	13.0	0.0	-2.0	0.8	-1.6	-0.2
Transportation and warehousing services.....	ID5	1122	0.488	15.7	2.4	1.3	2.4	-0.3	1.1
Transportation of passengers.....	ID5	11221	0.084	16.8	1.8	5.0	4.1	-5.8	0.6
Transportation and warehousing of goods.....	ID5	11222	0.404	15.5	2.5	0.6	2.1	0.8	1.2
Services less trade, transportation, and warehousing.....	ID5	1121	2.794	5.0	0.2	0.6	0.4	1.6	-0.5
Construction.....	ID5	113	0.001	11.5	0.2	0.5	0.0	1.1	0.8
Inputs to stage 1 services producers.....	ID5	12	51.748	11.3	0.5	1.1	0.1	1.3	1.1
Goods.....	ID5	121	17.248	21.9	2.4	0.9	-0.5	2.6	3.6
Foods.....	ID5	1211	0.051	15.2	1.4	1.6	0.2	2.2	2.9
Energy.....	ID5	1212	5.794	37.8	4.9	0.1	-3.4	3.9	8.1
Goods excluding foods and energy.....	ID5	1213	11.403	14.6	1.1	1.3	1.0	1.9	1.3
Services.....	ID5	122	34.495	6.5	-0.4	1.2	0.4	0.6	-0.1
Trade services.....	ID5	1223	3.803	15.4	0.5	1.6	0.0	1.7	0.6
Transportation and warehousing services.....	ID5	1222	3.609	13.1	1.4	2.0	1.5	-0.3	0.7
Transportation of passengers.....	ID5	12221	1.091	16.7	1.8	5.0	4.1	-5.8	0.6
Transportation and warehousing of goods.....	ID5	12222	2.518	11.7	1.2	0.8	0.4	2.0	0.7
Services less trade, transportation, and warehousing.....	ID5	1221	27.083	4.5	-0.7	1.0	0.4	0.6	-0.3
Construction.....	ID5	123	0.005	11.5	0.2	0.5	0.0	1.1	0.8
Inputs to stage 1 construction producers.....	ID5	13	12.858	20.0	1.3	-0.1	0.7	3.6	2.8
Goods.....	ID5	131	8.466	22.6	2.0	1.0	0.6	3.1	2.4
Energy.....	ID5	1312	0.829	53.2	9.8	-1.6	-4.1	4.5	12.1
Goods excluding foods and energy.....	ID5	1313	7.637	19.6	1.1	1.3	1.2	2.9	1.3
Services.....	ID5	132	4.392	15.7	0.1	-2.2	0.9	4.7	3.7
Trade services.....	ID5	1323	3.727	15.4	-0.3	-2.9	0.9	5.3	4.0
Transportation and warehousing services.....	ID5	1322	0.609	19.0	2.2	2.3	0.9	1.6	2.0
Transportation and warehousing of goods.....	ID5	13222	0.609	19.0	2.2	2.3	0.9	1.6	2.0
Services less trade, transportation, and warehousing.....	ID5	1321	0.056	4.5	0.5	0.5	0.0	0.4	1.3
Special Groupings of Intermediate Demand by Production Flow									
Total goods inputs to stage 4 intermediate demand.....	ID5	9411	47.657	17.9	1.0	1.3	0.5	2.1	1.3
Total services inputs to stage 4 intermediate demand.....	ID5	9412	52.254	7.6	0.0	1.1	0.3	1.2	-0.2
Total construction inputs to stage 4 intermediate demand.....	ID5	9413	0.086	11.5	0.2	0.5	0.0	1.1	0.8
Total foods inputs to stage 4 intermediate demand.....	ID5	9414	5.498	16.8	-0.9	1.4	0.4	1.2	2.6
Total energy goods inputs to stage 4 intermediate demand.....	ID5	9415	4.805	28.3	1.2	1.1	-2.7	3.9	5.3
Total goods less foods and energy inputs to stage 4 intermediate demand.....	ID5	9416	37.354	16.8	1.2	1.3	0.9	2.0	0.6

See footnotes at end of table.

Table 4. Producer price index percentage changes and weights for Final Demand-Intermediate Demand groupings, not seasonally adjusted — Continued
 [February 2022]

Title	Commodity code		Relative Importance Dec. 2021 ¹	Unadjusted 12-month percent change ² Feb. 2021 to Feb. 2022 ^p	Unadjusted 1-month percent change ²				
	Group code	Item code			Sept. to Oct.	Oct. to Nov. ^p	Nov. to Dec. ^p	Dec. to Jan. ^p	Jan. to Feb. ^p
Total goods inputs to stage 3 intermediate demand.....	ID5	9311	51.036	30.0	2.5	1.4	0.5	2.5	1.6
Total services inputs to stage 3 intermediate demand.....	ID5	9312	48.048	7.9	0.1	0.4	0.6	0.9	0.2
Total construction inputs to stage 3 intermediate demand.....	ID5	9313	0.915	11.5	0.2	0.5	0.0	1.1	0.8
Total foods inputs to stage 3 intermediate demand.....	ID5	9314	11.006	29.0	-0.1	1.9	6.6	4.6	0.3
Total energy goods inputs to stage 3 intermediate demand.....	ID5	9315	7.681	50.4	7.8	1.2	-5.1	4.9	10.9
Total goods less foods and energy inputs to stage 3 intermediate demand.....	ID5	9316	32.349	25.9	2.0	1.2	-0.1	1.1	-0.3
Total goods inputs to stage 2 intermediate demand.....	ID5	9211	48.484	33.9	7.9	1.8	-5.6	-0.1	13.6
Total services inputs to stage 2 intermediate demand.....	ID5	9212	49.478	7.1	-0.2	0.9	0.7	0.4	0.0
Total construction inputs to stage 2 intermediate demand.....	ID5	9213	2.037	11.5	0.2	0.5	0.0	1.1	0.8
Total foods inputs to stage 2 intermediate demand.....	ID5	9214	3.216	13.6	-2.4	0.3	2.0	5.3	5.8
Total energy goods inputs to stage 2 intermediate demand.....	ID5	9215	20.146	53.2	17.6	1.9	-12.4	-1.6	30.6
Total goods less foods and energy inputs to stage 2 intermediate demand.....	ID5	9216	25.122	20.6	1.3	1.8	0.0	0.5	0.6
Total goods inputs to stage 1 intermediate demand.....	ID5	9111	51.775	25.2	2.3	2.0	-0.1	1.5	1.7
Total services inputs to stage 1 intermediate demand.....	ID5	9112	48.218	8.1	-0.2	0.4	0.5	0.8	0.2
Total construction inputs to stage 1 intermediate demand.....	ID5	9117	0.006	11.5	0.2	0.5	0.0	1.1	0.8
Total foods inputs to stage 1 intermediate demand.....	ID5	9114	3.224	17.2	-1.4	2.8	2.5	1.5	3.7
Total energy goods inputs to stage 1 intermediate demand.....	ID5	9115	10.357	39.6	6.4	2.5	-2.9	2.4	6.6
Total goods less foods and energy inputs to stage 1 intermediate demand.....	ID5	9116	38.194	22.2	1.5	1.8	0.5	1.3	0.2

¹ Comprehensive relative importance figures are initially computed after the publication of December indexes and are recalculated after final December indexes are available. Individual items and subtotals may not add exactly to totals because of rounding differences.

² All indexes are subject to revision for 4 months after their originally scheduled publication to incorporate late reports and corrections by survey respondents. In addition, seasonally adjusted indexes are subject to change for up to 5 years due to the recalculation of seasonal factors published each January.

³ PPI defines Total finished as including only the personal consumption and private capital investment portions of final demand.

⁴ Trade indexes measure changes in margins received by wholesalers and retailers.

⁵ The PPI definition of foods does not include food and beverages for immediate consumption. PPI defines food and beverages for immediate consumption as the service of preparing meals, snacks, and beverages to customer order for immediate on-premises and off-premises consumption.

⁶ Distributive services include transportation, warehousing, and trade of goods.

⁷ Includes intermediate trade, transportation, and warehousing services.

⁸ Includes crude petroleum.

⁹ Excludes crude petroleum.

p Preliminary

"-" Data not available.

Table 5. Producer price indexes for Final Demand-Intermediate Demand groupings, not seasonally adjusted
 [February 2022, Index base Nov. 2009=100, unless otherwise indicated]

Title	Other index base	Commodity code		Unadjusted index ¹				
		Group code	Item code	Oct. 2021	Nov. 2021 ^P	Dec. 2021 ^P	Jan. 2022 ^P	Feb. 2022 ^P
Final Demand								
Final demand.....		FD	4	130.097	131.082	131.181	132.954	134.083
Final demand goods.....		FD	41	130.775	131.730	130.969	133.232	136.096
Final demand foods.....		FD	411	134.929	136.525	136.298	138.274	141.027
Finished consumer foods ²	00/82	FD	4111	236.293	239.057	238.274	241.259	245.304
Finished consumer foods, crude.....	00/82	FD	411113	236.659	263.950	255.578	242.981	247.639
Finished consumer foods, processed.....	00/82	FD	411112	236.773	236.905	236.936	241.604	245.591
Government purchased foods.....		FD	4112	139.397	139.700	139.285	141.760	144.188
Foods for export.....		FD	4113	140.286	142.657	143.633	146.880	152.209
Final demand energy.....		FD	412	130.963	131.192	125.839	131.791	141.199
Finished consumer energy goods ²	00/82	FD	4121	205.489	205.492	197.308	206.028	219.073
Government purchased energy.....		FD	4122	137.687	138.648	132.454	140.323	153.388
Energy for export.....		FD	4123	121.527	123.046	117.551	124.613	140.200
Final demand goods less foods and energy.....		FD	413	129.534	130.535	130.970	132.234	133.225
Finished goods less foods and energy ²	00/82	FD	4131	222.836	224.074	225.245	227.592	229.704
Finished consumer goods less foods and energy.....	00/82	FD	41311	248.889	250.323	251.703	254.265	256.535
Nondurable consumer goods less foods and energy.....	00/82	FD	413111	318.717	320.719	322.744	326.458	329.482
Durable consumer goods.....	00/82	FD	413112	176.601	177.463	178.199	179.610	181.112
Private capital equipment.....	00/82	FD	41312	190.223	191.234	192.172	194.227	196.107
Private capital equipment for manufacturing industries.....	00/82	FD	413121	198.457	199.704	200.935	203.945	206.546
Private capital equipment for nonmanufacturing industries.....	00/82	FD	413122	187.635	188.581	189.437	191.231	192.912
Government purchased goods, excluding foods and energy.....		FD	4132	125.426	126.486	127.150	128.996	129.998
Government purchased goods excluding foods, energy, and capital equipment.....		FD	41321	131.990	133.689	134.540	136.861	138.356
Government purchased capital equipment.....		FD	41322	115.398	115.641	116.058	117.282	117.646
Goods for export, excluding foods and energy.....		FD	4133	131.269	132.739	132.674	133.574	134.153
Final demand services.....		FD	42	129.119	130.128	130.658	132.096	132.344
Final demand trade services ³		FD	423	136.069	137.456	138.430	140.516	141.322
Trade of finished goods ²		FD	4231	135.257	136.472	137.521	139.538	140.382
Trade of personal consumption goods.....		FD	42311	135.831	136.765	137.751	139.035	139.965
Trade of private capital equipment.....		FD	42312	131.240	133.672	134.984	140.193	140.654
Trade of government purchased goods.....		FD	4232	138.852	141.514	141.864	145.248	145.860
Trade of government purchased goods, excluding capital equipment.....		FD	42321	145.449	147.920	147.570	149.710	150.160
Trade of government purchased capital equipment.....		FD	42322	127.552	130.478	131.889	137.129	137.981
Trade of exports.....		FD	4233	142.768	145.202	145.754	147.978	148.522
Final demand transportation and warehousing services.....		FD	422	134.677	138.247	140.382	140.283	142.206
Transportation of passengers for final demand.....		FD	4221	105.643	110.843	115.349	108.784	109.474
Transportation of private passengers.....		FD	42211	105.714	110.901	115.395	108.847	109.535
Transportation of government passengers.....		FD	42212	105.800	110.928	115.372	108.898	109.578
Transportation of passengers for export.....		FD	42213	105.343	110.601	115.158	108.519	109.217
Transportation and warehousing of goods for final demand.....		FD	4222	145.804	148.616	149.686	152.423	154.865
Transportation and warehousing of finished goods ²		FD	42221	144.939	147.847	148.956	151.315	153.843
Transportation and warehousing of personal consumption goods.....		FD	422211	145.210	148.076	149.156	151.534	154.026
Transportation and warehousing of private capital equipment.....		FD	422212	143.852	146.929	148.159	150.441	153.111
Transportation and warehousing of government purchased goods.....		FD	42222	143.425	145.660	146.953	149.127	150.847
Transportation and warehousing of exports.....		FD	42223	149.397	152.127	153.060	156.847	159.260
Final demand services less trade, transportation, and warehousing.....		FD	421	125.454	126.038	126.207	127.498	127.326
Finished services less trade, transportation, and warehousing ²		FD	4211	125.917	126.443	126.623	127.893	127.778
Finished consumer services less trade, transportation, and warehousing.....		FD	42111	125.677	126.254	126.364	127.560	127.433
Private capital investment services less trade, transportation, and warehousing.....		FD	42112	128.373	128.459	129.259	131.179	131.168
Government purchased services less trade, transportation, and warehousing.....		FD	4212	117.821	118.394	118.657	119.829	119.692
Gov. purchased services less trade, transportation, and warehousing, excl. capital investment.....		FD	42121	118.183	118.797	119.061	120.302	120.217
Government purchased capital investment services less trade, transportation, and warehousing.....		FD	42122	108.047	107.777	108.021	107.759	106.589
Services for export less trade, transportation, and warehousing.....		FD	4213	128.280	129.726	129.640	131.375	130.331
Final demand construction.....		FD	43	145.511	146.035	146.417	151.654	152.604
Construction for private capital investment.....		FD	431	147.209	147.765	148.304	154.265	155.365
Construction for government.....		FD	432	142.215	142.679	142.780	146.707	147.384
Final Demand Special Groupings								
Final demand less exports.....	04/10	FD	49101	127.730	128.570	128.673	130.453	131.566
Final demand less government.....	04/10	FD	49102	128.404	129.371	129.499	131.188	132.235
Final demand less foods, food and nonalcoholic beverages for immediate consumption, and energy ¹	04/10	FD	49103	128.359	129.393	129.881	131.320	131.784
Final demand less foods and energy ⁴	04/10	FD	49104	128.180	129.168	129.667	131.115	131.552
Final demand less foods and food and nonalcoholic beverages for immediate consumption ⁴	04/10	FD	49105	128.139	129.114	129.200	130.944	132.019

See footnotes at end of table.

Table 5. Producer price indexes for Final Demand-Intermediate Demand groupings, not seasonally adjusted — Continued

[February 2022, Index base Nov. 2009=100, unless otherwise indicated]

Title	Other index base	Commodity code		Unadjusted index ¹				
		Group code	Item code	Oct. 2021	Nov. 2021 ^P	Dec. 2021 ^P	Jan. 2022 ^P	Feb. 2022 ^P
Final demand less foods ⁴	04/10	FD	49106	127.920	128.855	128.973	130.708	131.726
Final demand less energy.....	04/10	FD	49107	128.312	129.333	129.790	131.265	131.835
Final demand less trade services.....	01/10	FD	49108	127.250	128.131	128.022	129.702	130.899
Final demand less distributive services ⁵	01/10	FD	49109	126.567	127.376	127.223	128.865	130.017
Final demand goods less energy.....	01/10	FD	49111	129.489	130.601	130.898	132.296	133.635
Final demand goods less foods.....	04/10	FD	49112	126.951	127.759	126.912	129.179	131.998
Final demand services less trade services.....	04/10	FD	49113	125.287	126.134	126.477	127.633	127.650
Final demand distributive services ⁵	04/10	FD	49114	134.826	136.369	137.338	139.469	140.469
Final demand goods plus final demand distributive services ⁵	04/10	FD	49115	130.635	131.811	131.748	133.929	136.013
Final demand less foods, energy, and trade services ⁴	08/13	FD	49116	118.991	119.820	120.168	121.369	121.685
Private and government purchased capital equipment.....	08/13	FD	49117	115.393	115.954	116.502	117.745	118.777
Private and government purchased capital investment services.....	08/13	FD	49118	119.721	120.907	121.869	124.967	125.267
Total private and government purchased capital investment.....	08/13	FD	49119	119.704	120.559	121.288	123.774	124.444
Total finished ²	01/10	FD	49201	128.733	129.562	129.701	131.427	132.470
Total finished less foods, food and nonalcoholic beverages for immediate consumption, and energy ^{2, 4}	12/10	FD	49202	127.688	128.532	129.089	130.550	131.004
Total finished less foods and energy ^{2, 4}	01/10	FD	49203	128.595	129.440	129.997	131.457	131.906
Total finished less foods and food and nonalcoholic beverages for immediate consumption ⁴	12/10	FD	49204	127.147	127.928	128.095	129.822	130.801
Total finished less foods ^{2, 4}	01/10	FD	49205	128.559	129.346	129.518	131.249	132.221
Total finished less energy ²	01/10	FD	49206	128.785	129.671	130.170	131.641	132.197
Finished goods ²	00/82	FD	49207	229.686	230.954	229.343	233.570	238.999
Finished goods less energy ²	00/82	FD	49208	225.910	227.536	228.206	230.712	233.315
Finished goods, excluding foods ^{2, 4}	00/82	FD	49209	227.110	228.003	226.192	230.710	236.461
Finished services ²	01/10	FD	49210	128.064	128.940	129.472	130.872	131.142
Private capital investment services.....	04/10	FD	49211	129.049	130.288	131.320	134.639	134.968
Finished distributive services ^{2, 5}	04/10	FD	49212	133.646	135.008	136.043	138.056	139.053
Finished services less trade services ²	04/10	FD	49213	125.502	126.239	126.555	127.700	127.730
Finished services less distributive services ^{2, 5}	04/10	FD	49214	124.635	125.263	125.540	126.624	126.528
Total private capital investment (goods, services, and construction).....	04/10	FD	49215	126.818	127.757	128.570	131.224	131.972
Finished goods plus finished distributive services ²	04/10	FD	49216	130.787	131.800	131.800	133.999	136.085
Total exports.....	04/10	FD	49301	129.777	131.544	131.620	133.141	134.236
Goods for export.....	00/82	FD	49302	221.601	224.232	223.844	226.274	229.315
Services for export.....	04/10	FD	49303	134.516	136.691	137.229	138.953	139.050
Total government purchases.....	04/10	FD	49401	124.220	125.218	124.964	127.367	129.223
Government purchased goods.....	00/82	FD	49402	211.773	213.332	211.608	217.029	223.516
Government purchased services.....	04/10	FD	49403	122.123	123.287	123.729	125.147	125.261
Total government purchased capital investment (goods, services, construction).....	08/13	FD	49404	117.900	118.511	118.944	121.262	121.661
Personal consumption.....	01/10	FD	49501	129.064	129.868	129.856	131.376	132.484
Personal consumption goods (finished consumer goods).....	00/82	FD	49502	246.456	247.835	245.052	250.258	257.298
Personal consumption goods less energy.....	00/82	FD	49503	244.209	246.207	246.679	249.426	252.449
Personal consumption goods less foods.....	00/82	FD	49504	248.732	249.538	245.963	252.033	260.236
Personal consumption nondurable goods less foods.....	00/82	FD	49508	280.123	280.911	275.533	283.568	294.595
Personal consumption services.....	04/10	FD	49505	127.393	128.212	128.668	129.778	130.039
Personal consumption less trade services.....	04/10	FD	49506	126.913	127.679	127.402	128.981	130.133
Personal consumption less distributive services ⁵	04/10	FD	49507	126.430	127.132	126.814	128.369	129.480
Personal consumption less foods and energy.....	04/14	FD	49510	119.029	119.785	120.238	121.298	121.640
Personal consumption less foods, energy, and trade services ³	04/14	FD	49511	117.246	117.969	118.273	119.294	119.468
Personal consumption less foods, energy, and distributive services ⁵	04/14	FD	49512	116.993	117.645	117.924	118.904	118.997
Personal consumption goods plus personal consumption distributive services ⁵	08/13	FD	49509	120.834	121.672	121.432	123.322	125.525
Intermediate Demand by Commodity Type								
Processed goods								
Processed goods for intermediate demand.....	00/82	ID6	1	245.093	248.235	247.461	252.349	256.316
Materials and components for manufacturing.....	00/82	ID6	11	234.219	236.898	237.257	239.828	239.248
Materials for manufacturing.....		ID6	111	153.533	155.553	155.225	156.724	155.650
Materials for food manufacturing.....	00/82	ID6	1111	232.936	232.668	232.136	236.801	241.501
Materials for nondurable manufacturing.....	00/82	ID6	1112	274.995	278.713	276.424	277.430	281.626
Materials for durable manufacturing.....	00/82	ID6	1113	316.602	322.081	323.376	327.379	315.405
Components for manufacturing.....	00/82	ID6	112	171.116	172.495	173.994	176.279	177.375
Components for nondurable manufacturing.....		ID6	1121	134.862	137.007	138.728	140.795	141.820
Components for durable manufacturing.....		ID6	1122	120.687	121.609	122.640	124.239	125.004
Materials and components for construction.....	00/82	ID6	12	311.360	316.765	322.751	333.470	338.098
Materials for construction.....		ID6	121	149.892	151.915	155.549	164.354	167.011
Components for construction.....		ID6	122	156.877	160.050	162.482	165.051	167.050
Processed fuels and lubricants for intermediate demand.....	00/82	ID6	13	233.067	237.029	228.082	236.495	252.264
Processed fuels and lubricants to manufacturing industries.....	00/82	ID6	131	236.383	234.540	230.825	239.330	253.280
Processed fuels and lubricants to nonmanufacturing industries.....	00/82	ID6	132	232.392	238.264	227.586	235.984	252.376
Containers for intermediate demand.....	00/82	ID6	14	273.433	276.005	278.593	288.271	292.209

See footnotes at end of table.

Table 5. Producer price indexes for Final Demand-Intermediate Demand groupings, not seasonally adjusted — Continued

[February 2022, Index base Nov. 2009=100, unless otherwise indicated]

Title	Other index base	Commodity code		Unadjusted index ¹				
		Group code	Item code	Oct. 2021	Nov. 2021 ^P	Dec. 2021 ^P	Jan. 2022 ^P	Feb. 2022 ^P
Supplies for intermediate demand.....	00/82	ID6	15	229.350	231.814	233.403	237.257	239.724
Supplies to manufacturing industries.....	00/82	ID6	151	229.566	232.451	233.261	236.036	238.183
Supplies to nonmanufacturing industries.....	00/82	ID6	152	227.482	229.860	231.559	235.554	238.052
Supplies to nonmanufacturing industries, feeds.....	00/82	ID6	1521	218.562	218.927	219.883	227.483	234.568
Supplies to nonmanufacturing industries, other than feeds.....	00/82	ID6	1522	230.190	232.789	234.577	238.241	240.298
Unprocessed goods								
Unprocessed goods for intermediate demand.....	00/82	ID6	2	270.126	277.440	265.123	266.343	304.821
Unprocessed foodstuffs and feedstuffs.....	00/82	ID6	21	201.082	206.143	216.585	224.148	229.248
Unprocessed nonfood materials.....	00/82	ID6	22	306.106	314.642	288.059	285.157	343.917
Unprocessed nonfood materials except fuel.....	00/82	ID6	221	341.518	349.700	329.294	351.020	377.689
Unprocessed nonfood materials except fuel to manufacturing industries.....	00/82	ID6	2211	319.261	327.208	307.314	327.986	353.790
Unprocessed nonfood materials except fuel to nonmanufacturing industries.....	00/82	ID6	2212	291.697	292.525	291.987	303.062	307.796
Unprocessed fuel.....	00/82	ID6	222	236.415	244.729	212.333	178.082	273.330
Unprocessed fuel to manufacturing industries.....	00/82	ID6	2221	203.892	208.036	195.333	206.879	245.288
Unprocessed fuel to nonmanufacturing industries.....	00/82	ID6	2222	245.133	253.934	219.431	181.452	282.835
Services								
Services for intermediate demand.....		ID6	3	132.798	133.845	134.463	135.729	135.801
Trade services for intermediate demand ⁵		ID6	33	156.256	156.576	157.351	158.914	160.268
Trade services for manufacturing industries.....	12/12	ID6	331	144.261	144.791	145.204	145.476	146.077
Trade services for nonmanufacturing industries.....	12/12	ID6	332	137.518	137.564	138.550	141.097	142.937
Transportation and warehousing services for intermediate demand.....		ID6	32	145.513	146.729	148.808	149.807	150.670
Transportation of passengers for intermediate demand.....		ID6	321	105.878	111.003	115.444	108.974	109.654
Transportation of passengers for manufacturing industries.....		ID6	3211	105.344	110.597	115.150	108.517	109.214
Transportation of passengers for nonmanufacturing industries.....		ID6	3212	105.999	111.109	115.538	109.086	109.764
Transportation and warehousing of goods for intermediate demand.....		ID6	322	149.766	150.571	152.401	154.189	155.072
Transportation and warehousing of goods for manufacturing industries.....	12/12	ID6	3221	121.057	122.858	123.859	125.478	127.042
Transportation and warehousing of goods for nonmanufacturing industries.....	12/12	ID6	3222	134.715	135.113	136.895	138.454	139.008
Services less trade, transportation, and warehousing for intermediate demand.....		ID6	31	124.206	125.427	125.746	126.979	126.557
Services less trade, transportation, and warehousing for manufacturing industries.....		ID6	311	117.715	118.009	118.488	119.489	120.257
Services less trade, transportation, and warehousing for nonmanufacturing industries.....		ID6	312	124.408	125.662	125.976	127.216	126.753
Construction								
Construction for intermediate demand.....		ID6	4	130.499	131.209	131.159	132.662	133.701
Intermediate Demand by Commodity Type Special Groupings								
Processed materials less foods and feeds.....	00/82	ID6	9111	246.856	250.316	249.479	254.342	258.223
Processed foods and feeds.....	00/82	ID6	9112	227.073	226.853	226.767	231.941	236.823
Processed energy goods.....	00/82	ID6	9113	234.149	238.129	229.140	237.593	253.435
Processed materials less energy.....	00/82	ID6	9118	244.886	247.780	249.080	253.017	253.954
Processed materials less foods and energy.....	00/82	ID6	9115	246.560	249.821	251.284	255.067	255.535
Intermediate distributive services ⁶	04/10	ID6	9116	151.036	151.522	152.658	154.271	155.432
Processed goods plus intermediate distributive services.....	04/10	ID6	9117	138.053	139.440	139.430	141.814	143.709
Unprocessed materials less agricultural products.....	00/82	ID6	9211	312.542	320.167	290.177	285.348	350.721
Unprocessed energy materials ⁷	00/82	ID6	9212	245.398	251.149	220.169	215.481	285.033
Unprocessed materials less energy.....	00/82	ID6	9213	267.306	275.575	282.114	288.013	294.447
Unprocessed nonfood materials less energy ⁸	00/82	ID6	9216	466.675	483.922	478.132	478.512	488.361
Intermediate Demand by Production Flow								
Stage 4 Intermediate Demand								
Stage 4 intermediate demand.....		ID5	4	135.346	136.962	137.508	139.746	140.469
Inputs to stage 4 goods producers.....		ID5	41	135.167	137.161	137.755	139.769	140.534
Goods.....		ID5	411	130.462	132.246	132.946	134.992	135.660
Foods.....		ID5	4111	135.941	139.881	140.939	143.326	147.456
Energy.....		ID5	4112	137.337	141.479	144.900	147.042	155.506
Goods excluding foods and energy.....		ID5	4113	129.619	131.059	131.682	133.676	133.756
Services.....		ID5	412	150.893	153.510	153.821	155.788	156.837
Trade services.....		ID5	4123	160.516	163.784	164.010	166.023	167.170
Transportation and warehousing services.....		ID5	4122	124.959	127.230	128.760	129.122	130.196
Transportation of passengers.....		ID5	41221	105.342	110.600	115.157	108.518	109.216
Transportation and warehousing of goods.....		ID5	41222	137.074	138.911	139.949	141.706	142.924
Services less trade, transportation, and warehousing.....		ID5	4121	119.340	119.528	119.794	122.032	122.682
Inputs to stage 4 services producers.....		ID5	42	132.061	133.482	133.819	135.638	135.813
Goods.....		ID5	421	132.675	133.797	133.801	136.487	139.059
Foods.....		ID5	4211	142.619	141.853	141.609	142.494	145.727

See footnotes at end of table.

Table 5. Producer price indexes for Final Demand-Intermediate Demand groupings, not seasonally adjusted — Continued

[February 2022, Index base Nov. 2009=100, unless otherwise indicated]

Title	Other index base	Commodity code		Unadjusted index ¹				
		Group code	Item code	Oct. 2021	Nov. 2021 ^P	Dec. 2021 ^P	Jan. 2022 ^P	Feb. 2022 ^P
Energy.....		ID5	4212	124.863	126.174	123.616	128.393	133.254
Goods excluding foods and energy.....		ID5	4213	133.410	134.973	136.403	138.496	139.659
Services.....		ID5	422	131.708	133.238	133.695	135.200	134.508
Trade services.....		ID5	4223	142.525	144.725	145.078	146.507	147.240
Transportation and warehousing services.....		ID5	4222	135.897	136.813	139.092	140.659	140.266
Transportation of passengers.....		ID5	42221	105.146	110.344	114.848	108.285	108.975
Transportation and warehousing of goods.....		ID5	42222	141.943	142.075	143.951	147.018	146.424
Services less trade, transportation, and warehousing.....		ID5	4221	129.312	130.808	131.095	132.597	131.689
Construction.....		ID5	423	130.499	131.209	131.159	132.662	133.701
Inputs to stage 4 construction producers.....		ID5	43	147.178	148.634	149.891	154.333	157.140
Goods.....		ID5	431	148.266	150.835	152.379	157.587	161.011
Energy.....		ID5	4312	149.194	150.444	140.681	147.405	164.580
Goods excluding foods and energy.....		ID5	4313	151.625	154.383	157.066	162.248	164.410
Services.....		ID5	432	143.885	142.684	143.254	145.850	147.178
Trade services.....		ID5	4323	164.578	160.631	161.448	164.008	165.940
Transportation and warehousing services.....		ID5	4322	140.251	143.231	144.486	146.443	148.769
Transportation of passengers.....		ID5	43221	109.877	115.344	120.083	113.179	113.905
Transportation and warehousing of goods.....		ID5	43222	141.772	144.700	145.867	148.071	150.453
Services less trade, transportation, and warehousing.....		ID5	4321	121.098	121.323	121.389	124.200	124.528
Stage 3 Intermediate Demand								
Stage 3 intermediate demand.....		ID5	3	138.774	140.026	140.819	143.215	144.468
Inputs to stage 3 goods producers.....		ID5	31	153.245	154.927	157.053	159.530	159.656
Goods.....		ID5	311	150.434	152.776	155.130	158.217	158.161
Foods.....		ID5	3111	147.407	150.173	160.145	167.493	168.037
Energy.....		ID5	3112	137.027	145.103	141.434	141.914	152.724
Goods excluding foods and energy.....		ID5	3113	156.323	158.185	157.833	159.401	158.407
Services.....		ID5	312	153.768	152.588	153.611	153.375	154.246
Trade services.....		ID5	3123	162.392	159.008	159.990	158.283	158.539
Transportation and warehousing services.....		ID5	3122	139.324	141.815	143.139	144.817	146.825
Transportation of passengers.....		ID5	31221	112.179	117.773	122.622	115.558	116.301
Transportation and warehousing of goods.....		ID5	31222	140.668	142.975	144.093	146.275	148.352
Services less trade, transportation, and warehousing.....		ID5	3121	120.754	121.155	121.626	123.249	124.153
Inputs to stage 3 services producers.....		ID5	32	126.881	127.853	127.504	129.706	131.810
Goods.....		ID5	321	117.002	117.750	113.803	118.597	127.637
Foods.....		ID5	3211	141.761	143.070	144.201	148.050	150.318
Energy.....		ID5	3212	118.386	118.553	111.787	118.624	132.528
Goods excluding foods and energy.....		ID5	3213	123.647	125.427	125.833	127.579	129.250
Services.....		ID5	322	129.629	130.675	131.452	132.851	132.794
Trade services.....		ID5	3223	167.155	168.528	167.852	170.463	170.740
Transportation and warehousing services.....		ID5	3222	157.377	157.304	159.556	160.500	161.014
Transportation of passengers.....		ID5	32221	101.341	101.505	101.646	101.440	101.462
Transportation and warehousing of goods.....		ID5	32222	157.863	157.790	160.053	161.004	161.520
Services less trade, transportation, and warehousing.....		ID5	3221	120.462	121.782	122.284	123.723	123.493
Construction.....		ID5	323	130.499	131.209	131.159	132.662	133.701
Inputs to stage 3 construction producers.....		ID5	33	133.495	131.935	134.142	141.194	145.508
Goods.....		ID5	331	124.087	126.024	128.773	135.145	137.109
Goods excluding foods and energy.....		ID5	3313	158.117	160.584	164.087	172.207	174.710
Services.....		ID5	332	160.508	155.679	157.725	166.364	173.335
Trade services.....		ID5	3323	165.771	160.457	162.610	171.998	179.524
Transportation and warehousing services.....		ID5	3322	102.490	103.183	104.234	105.533	106.164
Transportation and warehousing of goods.....		ID5	33222	108.182	108.914	110.023	111.394	112.060
Services less trade, transportation, and warehousing.....		ID5	3321	112.424	113.255	114.060	113.385	114.104
Stage 2								
Stage 2 intermediate demand.....		ID5	2	131.915	133.688	130.427	130.634	139.168
Inputs to stage 2 goods producers.....		ID5	21	130.376	132.257	125.883	125.718	140.611
Goods.....		ID5	211	132.908	135.262	126.781	126.494	145.624
Foods.....		ID5	2111	145.381	145.832	148.811	156.673	165.775
Energy.....		ID5	2112	110.822	112.830	98.738	97.164	127.372
Goods excluding foods and energy.....		ID5	2113	145.275	148.119	147.728	148.161	148.931
Services.....		ID5	212	133.149	133.418	134.388	134.613	134.988
Trade services.....		ID5	2123	150.719	150.253	151.575	150.872	151.425
Transportation and warehousing services.....		ID5	2122	152.448	153.211	154.750	155.320	156.018
Transportation of passengers.....		ID5	21221	107.234	112.204	116.510	110.236	110.896
Transportation and warehousing of goods.....		ID5	21222	155.197	155.681	157.036	158.056	158.756
Services less trade, transportation, and warehousing.....		ID5	2121	116.165	117.088	117.256	118.519	118.441
Construction.....		ID5	213	130.499	131.209	131.159	132.662	133.701
Inputs to stage 2 services producers.....		ID5	22	129.289	130.862	131.694	132.369	132.475
Goods.....		ID5	221	133.878	136.494	137.219	138.565	139.832

See footnotes at end of table.

Table 5. Producer price indexes for Final Demand-Intermediate Demand groupings, not seasonally adjusted — Continued

[February 2022, Index base Nov. 2009=100, unless otherwise indicated]

Title	Other index base	Commodity code		Unadjusted index ¹				
		Group code	Item code	Oct. 2021	Nov. 2021 ^P	Dec. 2021 ^P	Jan. 2022 ^P	Feb. 2022 ^P
Foods.....		ID5	2211	118.154	119.356	120.838	124.928	127.658
Energy.....		ID5	2212	156.081	170.300	161.962	161.437	168.444
Goods excluding foods and energy.....		ID5	2213	132.915	134.827	136.111	137.557	138.461
Services.....		ID5	222	128.284	129.737	130.620	131.162	131.060
Trade services.....		ID5	2223	152.620	158.980	164.862	161.289	160.543
Transportation and warehousing services.....		ID5	2222	161.870	162.338	167.981	162.351	163.897
Transportation of passengers.....		ID5	22221	105.935	111.159	115.686	109.090	109.784
Transportation and warehousing of goods.....		ID5	22222	173.110	172.652	178.524	173.071	174.787
Services less trade, transportation, and warehousing.....		ID5	2221	125.662	126.909	127.144	128.401	128.214
Construction.....		ID5	223	130.499	131.209	131.159	132.662	133.701
Stage 1 Intermediate Demand								
Stage 1 intermediate demand.....		ID5	1	135.491	137.157	137.433	139.015	140.398
Inputs to stage 1 goods producers.....		ID5	11	144.258	147.057	147.259	147.363	147.549
Goods.....		ID5	111	144.864	149.294	149.174	149.631	150.017
Foods.....		ID5	1111	146.006	150.109	153.950	156.305	162.057
Energy.....		ID5	1112	122.672	131.840	129.255	128.690	132.408
Goods excluding foods and energy.....		ID5	1113	153.667	157.144	156.932	157.320	156.015
Services.....		ID5	112	146.345	144.778	145.862	145.009	144.657
Trade services.....		ID5	1123	162.926	159.676	160.886	158.311	157.922
Transportation and warehousing services.....		ID5	1122	132.504	134.230	137.512	137.053	138.577
Transportation of passengers.....		ID5	11221	105.322	110.579	115.135	108.497	109.195
Transportation and warehousing of goods.....		ID5	11222	137.887	138.692	141.611	142.733	144.449
Services less trade, transportation, and warehousing.....		ID5	1121	103.372	103.957	104.413	106.046	105.547
Construction.....		ID5	113	130.499	131.209	131.159	132.662	133.701
Inputs to stage 1 services producers.....		ID5	12	129.789	131.206	131.353	133.020	134.501
Goods.....		ID5	121	130.163	131.273	130.572	133.903	138.678
Foods.....		ID5	1211	103.078	104.702	104.948	107.254	110.337
Energy.....		ID5	1212	143.983	144.119	139.290	144.713	156.363
Goods excluding foods and energy.....		ID5	1213	130.805	132.447	133.711	136.215	137.918
Services.....		ID5	122	129.337	130.905	131.477	132.306	132.133
Trade services.....		ID5	1223	149.964	152.426	152.407	155.037	155.904
Transportation and warehousing services.....		ID5	1222	124.536	127.048	128.990	128.546	129.421
Transportation of passengers.....		ID5	12221	105.262	110.515	115.068	108.435	109.132
Transportation and warehousing of goods.....		ID5	12222	148.567	149.780	150.440	153.473	154.542
Services less trade, transportation, and warehousing.....		ID5	1221	126.551	127.878	128.334	129.113	128.680
Construction.....		ID5	123	130.499	131.209	131.159	132.662	133.701
Inputs to stage 1 construction producers.....		ID5	13	148.031	147.834	148.917	154.324	158.685
Goods.....		ID5	131	144.957	146.353	147.302	151.804	155.396
Energy.....		ID5	1312	134.129	131.965	126.497	132.142	148.104
Goods excluding foods and energy.....		ID5	1313	148.670	150.552	152.352	156.777	158.814
Services.....		ID5	132	154.129	150.788	152.135	159.328	165.209
Trade services.....		ID5	1323	161.588	156.915	158.337	166.735	173.394
Transportation and warehousing services.....		ID5	1322	116.818	119.520	120.588	122.463	124.859
Transportation and warehousing of goods.....		ID5	13222	120.833	123.628	124.733	126.672	129.151
Services less trade, transportation, and warehousing.....		ID5	1321	122.172	122.816	122.818	123.282	124.928
Intermediate Demand by Production Flow Special Groupings								
Total goods inputs to stage 4 intermediate demand.....	04/10	ID5	9411	131.913	133.616	134.258	137.051	138.786
Total services inputs to stage 4 intermediate demand.....	04/10	ID5	9412	135.165	136.657	137.097	138.754	138.507
Total construction inputs to stage 4 intermediate demand.....	04/10	ID5	9413	129.418	130.122	130.073	131.563	132.594
Total goods inputs to stage 4 intermediate demand.....	04/10	ID5	9414	135.682	137.586	138.081	139.793	143.460
Total energy goods inputs to stage 4 intermediate demand.....	04/10	ID5	9415	118.512	119.796	116.584	121.168	127.547
Total goods less foods and energy inputs to stage 4 intermediate demand.....	04/10	ID5	9416	134.377	136.130	137.385	140.107	140.886
Total goods inputs to stage 3 intermediate demand.....	04/10	ID5	9311	134.638	136.469	137.159	140.542	142.746
Total services inputs to stage 3 intermediate demand.....	04/10	ID5	9312	132.964	133.516	134.346	135.541	135.751
Total construction inputs to stage 3 intermediate demand.....	04/10	ID5	9313	129.418	130.122	130.073	131.563	132.594
Total goods inputs to stage 3 intermediate demand.....	04/10	ID5	9314	131.155	133.606	142.415	148.929	149.426
Total energy goods inputs to stage 3 intermediate demand.....	04/10	ID5	9315	119.000	120.457	114.337	119.993	133.105
Total goods less foods and energy inputs to stage 3 intermediate demand.....	04/10	ID5	9316	144.857	146.637	146.475	148.108	147.608
Total goods inputs to stage 2 intermediate demand.....	04/10	ID5	9211	126.609	128.875	121.689	121.574	138.061
Total services inputs to stage 2 intermediate demand.....	04/10	ID5	9212	129.847	131.038	131.944	132.416	132.422
Total construction inputs to stage 2 intermediate demand.....	04/10	ID5	9213	129.418	130.122	130.073	131.563	132.594
Total goods inputs to stage 2 intermediate demand.....	04/10	ID5	9214	145.888	146.351	149.328	157.191	166.267
Total energy goods inputs to stage 2 intermediate demand.....	04/10	ID5	9215	109.010	111.116	97.387	95.858	125.163
Total goods less foods and energy inputs to stage 2 intermediate demand.....	04/10	ID5	9216	134.316	136.797	136.789	137.415	138.171
Total goods inputs to stage 1 intermediate demand.....	04/10	ID5	9111	124.341	126.829	126.694	128.558	130.707
Total services inputs to stage 1 intermediate demand.....	04/10	ID5	9112	133.423	134.007	134.731	135.760	136.046
Total construction inputs to stage 1 intermediate demand.....	04/10	ID5	9117	129.418	130.122	130.073	131.563	132.594

See footnotes at end of table.

Table 5. Producer price indexes for Final Demand-Intermediate Demand groupings, not seasonally adjusted — Continued

[February 2022, Index base Nov. 2009=100, unless otherwise indicated]

Title	Other index base	Commodity code		Unadjusted index ¹				
		Group code	Item code	Oct. 2021	Nov. 2021 ^p	Dec. 2021 ^p	Jan. 2022 ^p	Feb. 2022 ^p
Total foods inputs to stage 1 intermediate demand.....	04/10	ID5	9114	136.522	140.331	143.870	146.085	151.443
Total energy goods inputs to stage 1 intermediate demand.....	04/10	ID5	9115	129.930	133.128	129.242	132.315	141.009
Total goods less foods and energy inputs to stage 1 intermediate demand.....	04/10	ID5	9116	120.486	122.609	123.166	124.725	125.013

¹ All indexes are subject to revision for 4 months after their originally scheduled publication to incorporate late reports and corrections by survey respondents. In addition, seasonally adjusted indexes are subject to change for up to 5 years due to the recalculation of seasonal factors published each January.

² PPI defines Total finished as including only the personal consumption and private capital investment portions of final demand.

³ Trade indexes measure changes in margins received by wholesalers and retailers.

⁴ The PPI definition of foods does not include food and beverages for immediate consumption. PPI defines food and beverages for immediate consumption as the service of preparing meals, snacks, and beverages to customer order for immediate on-premises and off-premises consumption.

⁵ Distributive services include transportation, warehousing, and trade of goods.

⁶ Includes intermediate trade, transportation, and warehousing services.

⁷ Includes crude petroleum.

⁸ Excludes crude petroleum.

p Preliminary

“-” Data not available.

Table 6. Producer price index percentage changes for selected aggregate commodity and service groupings, not seasonally adjusted
 [February 2022]

Title	Commodity code		Unadjusted 12-month percent change ¹ Feb. 2021 to Feb. 2022 ^P	Unadjusted 1-month percent change ¹				
	Group code	Item code		Sept. to Oct.	Oct. to Nov. ^P	Nov. to Dec. ^P	Dec. to Jan. ^P	Jan. to Feb. ^P
Goods								
All commodities.....	00	000000	20.1	2.0	1.2	-0.8	1.7	3.0
Farm products, processed foods and feeds.....	PFF	PLUS02	16.4	-0.6	1.3	1.0	2.0	2.3
Farm products.....	01	—	24.7	-0.2	4.4	3.6	3.1	3.3
Processed foods and feeds.....	02	—	13.1	-0.7	0.0	0.0	1.5	1.8
Industrial commodities.....	IND	THRU15	20.8	2.6	1.1	-1.2	1.6	3.2
Textile products and apparel.....	03	—	15.2	1.6	0.9	0.6	1.3	1.2
Hides, skins, leather, and related products.....	04	—	4.1	-4.2	-3.2	-1.1	-0.8	1.0
Fuels and related products and power.....	05	—	39.3	6.8	1.2	-5.7	3.0	11.6
Chemicals and allied products.....	06	—	17.0	1.0	1.2	-0.4	0.6	1.1
Rubber and plastic products.....	07	—	22.6	1.8	1.5	1.3	1.4	1.0
Lumber and wood products.....	08	—	19.7	1.6	1.4	5.8	9.4	2.9
Pulp, paper, and allied products.....	09	—	15.9	1.8	1.2	0.4	1.2	1.0
Metals and metal products.....	10	—	32.9	1.9	2.3	0.0	0.4	-1.6
Machinery and equipment.....	11	—	9.1	0.9	0.7	0.7	1.5	0.9
Furniture and household durables.....	12	—	11.9	0.6	0.6	0.6	1.0	1.0
Nonmetallic mineral products.....	13	—	10.7	0.3	0.6	0.5	3.1	0.9
Transportation equipment.....	14	—	4.3	0.7	0.3	0.2	0.6	0.4
Miscellaneous products.....	15	—	8.1	0.8	0.5	0.4	1.5	1.2
Industrial commodities less fuels.....	ILF	T15M05	15.2	1.2	1.1	0.4	1.2	0.5
Other commodity groupings								
Petroleum products, refined.....	05	7	57.1	8.5	0.0	-6.6	5.6	12.5
Industrial chemicals.....	06	1	26.2	1.6	2.6	-1.6	-0.3	1.4
Rubber and rubber products.....	07	1	14.4	0.7	0.2	0.4	2.9	0.7
Lumber.....	08	1	22.6	4.7	3.7	16.0	17.2	3.7
Iron and steel.....	10	1	50.3	3.0	3.8	-0.1	-2.5	-7.3
Nonferrous metals.....	10	2	21.7	0.6	0.9	-2.5	3.3	3.0
General purpose machinery and equipment.....	11	4	13.1	1.0	0.8	1.2	2.3	1.1
Electrical machinery and equipment.....	11	7	7.6	0.5	0.6	0.4	1.5	0.6
Electronic components and accessories.....	11	78	3.3	0.2	0.4	0.3	1.1	0.0
Aircraft and aircraft equipment.....	14	2	2.0	0.2	0.1	0.3	0.5	0.3
Services and construction								
Transportation services.....	30	—	14.6	1.6	2.1	1.2	0.5	1.2
Services related to transportation activities.....	31	—	23.0	-1.4	-0.3	2.7	-2.6	0.9
Warehousing, storage, and related activities.....	32	—	13.4	2.0	-1.2	3.4	6.0	-3.4
Publishing sales, excluding software.....	33	—	4.1	0.1	0.5	0.2	0.9	0.4
Software publishing.....	34	—	1.6	1.1	-0.3	0.2	1.0	-2.8
Network compensation from broadcast and cable television and radio.....	35	—	2.5	0.0	0.0	0.0	2.8	0.0
Advertising space and time sales.....	36	—	-0.8	0.7	3.4	0.6	-1.9	-1.5
Telecommunication, cable, and internet user services.....	37	—	1.6	0.3	-0.4	0.2	0.5	0.3
Data processing and related services.....	38	—	0.0	0.2	0.0	0.0	-1.3	0.6
Credit intermediation services (partial).....	39	—	2.0	-1.3	1.8	-1.4	2.0	-2.0
Investment services.....	40	—	5.2	-2.8	3.9	-0.3	0.9	-1.9
Insurance and annuities.....	41	—	0.8	-0.1	0.0	0.1	0.4	0.2
Commissions and fees from sales and administration of insurance policies (partial).....	42	—	0.6	0.0	0.0	0.0	0.0	0.0
Real estate services (partial).....	43	—	6.0	-0.5	0.2	0.7	1.1	-0.9
Rental and leasing of goods (partial).....	44	—	11.0	3.1	-0.7	-1.1	-3.0	0.8
Professional services (partial).....	45	—	4.3	0.3	0.2	0.2	2.3	0.5
Employment services.....	46	—	4.5	0.2	0.9	0.9	0.9	-0.1
Travel arrangement services.....	47	—	2.0	-1.8	-0.5	-1.0	0.9	-0.1
Selected security services (partial).....	48	—	6.2	0.6	0.0	0.5	1.1	0.1
Cleaning and building maintenance services (partial).....	49	—	8.5	0.1	0.3	2.6	1.7	1.4
Waste collection and remediation services (partial).....	50	—	4.5	1.0	0.1	0.2	0.7	1.5
Health care services.....	51	—	2.8	0.3	0.1	0.1	1.0	0.1
Accommodation services.....	53	—	20.6	0.1	0.2	3.1	1.4	1.7
Food and beverages for immediate consumption services (partial).....	54	—	8.3	-0.1	0.5	0.6	0.2	0.3
Repair and maintenance services (partial).....	55	—	3.8	0.3	0.3	0.3	0.2	0.7
Entertainment services (partial).....	56	—	3.8	1.3	1.5	-1.1	1.0	-0.1
Wholesale trade services.....	57	—	12.8	1.0	0.9	0.3	1.1	0.3
Retail trade services.....	58	—	16.8	0.7	0.6	1.2	1.7	1.3
Metal treatment services.....	59	—	8.8	2.7	0.8	1.0	-0.7	0.7

See footnotes at end of table.

Table 6. Producer price index percentage changes for selected aggregate commodity and service groupings, not seasonally adjusted — Continued
 [February 2022]

Title	Commodity code		Unadjusted 12-month percent change ¹	Unadjusted 1-month percent change ¹				
	Group code	Item code		Feb. 2021 to Feb. 2022 ^p	Sept. to Oct.	Oct. to Nov. ^p	Nov. to Dec. ^p	Dec. to Jan. ^p
Mining services.....	60	—	9.6	0.9	0.1	2.0	2.3	0.0
Contract work on textile products, apparel, and leather.....	61	—	7.1	0.2	0.9	0.2	1.4	2.7
Construction (partial).....	80	—	15.5	4.7	0.4	0.2	3.1	0.7

¹ All indexes are subject to revision for 4 months after their originally scheduled publication to incorporate late reports and corrections by survey respondents.

^p Preliminary

“—” Data not available.

NOTE: The term “(partial)” denotes incomplete coverage of the index category.

Table 7. Producer price index percentage changes for commodity and service groupings and individual items, not seasonally adjusted
 [February 2022]

Title	Commodity code		Unadjusted 12-month percent change ¹	Unadjusted 1-month percent change ¹				
	Group code	Item code		Feb. 2021 to Feb. 2022 ^P	Sept. to Oct.	Oct. to Nov. ^P	Nov. to Dec. ^P	Dec. to Jan. ^P
Goods								
All commodities.....	00	000000	20.1	2.0	1.2	-0.8	1.7	3.0
Industrial commodities.....	IND	THRU15	20.8	2.6	1.1	-1.2	1.6	3.2
Farm products, processed foods and feeds.....	PFF	PLUS02	16.4	-0.6	1.3	1.0	2.0	2.3
Farm products.....	01	—	24.7	-0.2	4.4	3.6	3.1	3.3
Fruits & melons, fresh/dry vegs. & nuts.....	01	1	15.1	7.4	15.5	-8.8	0.0	-1.6
Fresh fruits and melons.....	01	11	13.3	0.1	20.1	-5.5	3.9	4.5
Citrus fruits.....	01	1101	15.0	4.0	-2.2	-7.5	6.8	6.7
Grapefruits.....	01	110101	34.3	19.7	0.4	-3.2	-0.7	-0.4
Lemons.....	01	110104	-8.6	-2.3	-24.4	-0.7	0.0	-2.1
Valencia oranges.....	01	110105	9.6	4.9	—	—	—	—
Navel oranges.....	01	110106	23.7	—	1.3	-9.1	3.0	11.9
Tangerines.....	01	110108	15.2	—	5.5	-10.4	23.2	4.0
Tangelos.....	01	110110	25.5	—	—	—	—	—
Other fruits and berries.....	01	1102	8.0	-2.2	26.6	-5.3	3.3	4.2
Avocados.....	01	110205	—	—	—	—	—	—
Kiwifruit.....	01	110206	16.4	—	—	-6.8	-1.5	0.0
Granny Smith apples.....	01	110208	10.2	—	-8.7	0.0	2.0	1.4
Golden delicious apples.....	01	110211	15.7	—	-4.1	-0.7	-2.0	1.7
Red delicious apples.....	01	110215	0.4	4.0	-0.8	0.0	0.5	0.1
McIntosh apples.....	01	110216	14.2	-2.1	-2.2	0.6	0.0	0.8
Gala apples.....	01	110220	11.2	-15.7	-4.6	1.8	10.7	2.7
Pears.....	01	110221	-4.1	-3.1	-3.9	-1.0	-0.2	1.3
Strawberries.....	01	110222	-14.3	-5.2	115.6	-19.1	8.6	-9.4
Raspberries.....	01	110224	—	-6.3	—	—	—	—
Blackberries.....	01	110225	—	22.2	—	—	—	—
Grapes.....	01	110228	23.5	-4.2	2.6	7.7	0.0	19.9
Table grapes.....	01	1102281	—	-11.8	8.0	22.4	—	—
Wine grapes.....	01	1102283	7.1	0.0	0.0	0.0	0.0	20.8
Juice grapes.....	01	1102284	4.4	0.0	0.0	0.0	0.0	0.0
Fuji apples.....	01	110229	6.9	13.6	2.0	0.0	-0.8	0.1
Empire apples.....	01	110230	11.6	—	0.0	0.0	0.0	4.1
Melons.....	01	1103	—	12.3	55.0	—	—	—
Cantaloupes.....	01	110301	—	21.8	55.0	—	—	—
Honeydews.....	01	110302	—	13.3	—	—	—	—
Watermelons.....	01	110303	—	5.0	—	—	—	—
Fresh and dry vegetables.....	01	13	17.5	17.7	11.5	-14.9	-3.5	-9.4
Dry vegetables.....	01	1301	63.5	5.7	-2.0	-1.5	-1.3	0.3
Dry beans.....	01	13011	42.8	3.6	-3.7	-1.0	-1.3	-0.2
Dry pinto beans.....	01	130110	40.0	7.8	-5.0	-1.7	-2.8	0.0
Dry great northern beans.....	01	130111	0.0	0.0	0.0	0.0	—	—
Dry pink beans.....	01	130112	—	—	0.0	0.0	0.0	0.0
Dry pea beans.....	01	130113	42.2	-0.6	0.3	-0.3	0.0	0.0
Dry kidney beans.....	01	130114	28.3	-3.3	-4.3	1.1	2.9	0.0
Dry small red beans.....	01	130115	39.9	-3.1	2.5	0.0	-0.5	-0.2
Dry garbanzo beans.....	01	130116	83.2	3.2	-10.2	-3.0	0.0	-2.0
Dry black beans.....	01	130117	51.6	3.7	-1.2	0.4	-1.2	-0.2
Dry peas and lentils.....	01	13012	95.5	8.3	0.0	-2.1	-1.3	0.9
Dry peas.....	01	130120	92.1	9.6	0.0	-1.8	-1.9	0.0
Dry lentils.....	01	130121	102.8	5.8	0.0	-2.8	0.0	2.9
Fresh vegetables, except potatoes.....	01	1302	8.4	28.9	13.3	-20.5	-5.4	-14.0
Cabbage.....	01	130211	-25.0	50.9	-28.0	28.8	-0.5	-9.5
Carrots.....	01	130212	28.6	-11.9	5.8	0.2	0.9	24.1
Celery.....	01	130213	-14.9	-0.1	57.8	-27.1	39.0	-16.3
Sweet corn.....	01	130214	-54.2	90.1	22.9	1.7	-40.8	12.5
Lettuce.....	01	130215	42.6	27.4	64.8	-40.9	-19.2	-30.4
Dry onions.....	01	130216	122.2	18.1	2.4	3.9	5.0	33.2
Tomatoes.....	01	130217	-5.9	59.9	-34.8	-8.0	-12.3	15.7
Snap beans.....	01	130218	-20.1	-33.4	75.3	-44.2	31.7	24.1
Green peas.....	01	130219	—	20.4	-43.7	—	—	—
Broccoli.....	01	130222	70.7	39.5	-41.9	32.2	-34.5	-21.0
Cauliflower.....	01	130223	8.2	64.4	-41.6	-5.4	182.0	-51.9
Spinach.....	01	130224	14.5	0.3	18.0	-33.7	56.8	-27.6

See footnotes at end of table.

Table 7. Producer price index percentage changes for commodity and service groupings and individual items, not seasonally adjusted — Continued
[February 2022]

Title	Commodity code		Unadjusted 12-month percent change ¹	Unadjusted 1-month percent change ¹				
	Group code	Item code		Feb. 2021 to Feb. 2022 ^P	Sept. to Oct.	Oct. to Nov. ^P	Nov. to Dec. ^P	Dec. to Jan. ^P
Greens.....	01	130225	5.4	24.7	-4.4	-0.3	-6.9	3.2
Endive.....	01	130226	-19.1	0.0	0.0	4.3	0.5	-11.0
Green peppers.....	01	130228	-15.5	15.4	14.7	-23.6	59.8	-57.2
Eggplant.....	01	130229	23.3	-22.3	75.7	-41.3	52.9	-5.8
Squash.....	01	130231	107.9	-6.8	-7.6	-37.2	188.8	-24.3
Beets.....	01	130232	-20.5	4.5	6.9	-16.8	16.4	-16.0
Cucumbers.....	01	130234	-	-37.2	22.7	46.9	-	-
Artichokes.....	01	130235	-55.2	-28.4	17.9	1.0	12.4	-41.1
Pumpkins.....	01	130236	-	2.6	-	-	-	-
Sweet potatoes.....	01	1303	0.3	-6.7	-2.2	-0.9	-1.0	-1.1
Sweet potatoes.....	01	130301	0.2	-6.7	-2.2	-0.9	-1.0	-1.1
Potatoes.....	01	1306	36.9	-6.1	11.1	0.8	1.5	-0.1
Round white potatoes.....	01	130602	-16.8	-	-	0.0	0.0	2.2
Russet potatoes.....	01	130603	51.6	-5.8	11.5	0.7	1.3	-0.8
Round red potatoes.....	01	130604	30.1	2.3	2.4	4.6	5.7	6.4
Round yellow potatoes.....	01	130605	-	-	22.6	0.0	2.1	-
Tree nuts.....	01	19	14.9	0.0	14.9	0.5	-1.5	0.5
Tree nuts.....	01	1901	14.9	0.0	14.9	0.5	-1.5	0.5
Pecans.....	01	190101	12.5	0.0	0.0	0.0	12.5	0.0
Almonds.....	01	190102	18.3	0.0	18.3	0.0	0.0	0.0
Filberts.....	01	190103	34.2	0.0	11.1	0.0	0.0	0.0
Walnuts.....	01	190104	31.7	0.0	11.0	14.3	0.0	0.0
Macadamias.....	01	190105	0.0	0.0	0.0	0.0	0.0	0.0
Pistachios.....	01	190106	-2.9	0.0	9.6	-4.5	-10.0	3.0
Grains.....	01	2	20.0	-2.3	6.8	6.1	0.7	4.5
Wheat.....	01	21	37.7	2.9	6.6	3.1	-3.2	1.3
Wheat.....	01	2101	37.7	2.9	6.6	3.1	-3.2	1.3
Hard red winter wheat.....	01	210101	32.3	3.6	8.8	4.3	-2.6	3.1
Hard red spring wheat.....	01	210102	54.8	4.5	5.6	2.6	-8.5	2.0
Soft white wheat.....	01	210103	47.1	-3.2	1.0	2.1	-1.1	2.5
Soft red winter wheat.....	01	210104	17.2	0.5	7.3	2.8	-0.1	1.5
Hard amber durum wheat.....	01	210105	100.8	13.1	4.2	0.0	1.0	-17.7
Other grains.....	01	22	16.1	-4.1	7.1	7.3	1.9	5.6
Barley.....	01	2201	68.3	4.3	8.3	7.5	-0.5	-0.7
Barley.....	01	220101	68.3	4.3	8.3	7.5	-0.5	-0.7
Corn.....	01	2202	15.7	-4.4	7.0	7.3	2.0	5.7
Corn.....	01	220205	15.7	-4.4	7.0	7.3	2.0	5.7
Oats.....	01	2203	116.5	10.6	19.3	4.2	-2.7	6.7
Oats.....	01	220311	116.5	10.6	19.3	4.2	-2.7	6.7
Rye.....	01	2204	-	0.0	0.0	-	-	-
Rye.....	01	220415	-	0.0	0.0	-	-	-
Sorghum.....	01	2205	-3.0	0.6	6.9	7.0	1.7	6.4
Sorghum.....	01	220501	-3.0	0.6	6.9	7.0	1.7	6.4
Rough rice.....	01	23	11.0	0.4	1.6	1.8	-0.2	0.6
Rough rice.....	01	2301	11.0	0.4	1.6	1.8	-0.2	0.6
Rough rice.....	01	230103	10.9	0.4	1.6	1.8	-0.2	0.6
Long grain rough rice.....	01	2301031	8.0	0.8	0.8	0.8	1.5	0.0
Medium/short grain rough rice.....	01	2301032	18.6	-0.5	3.5	4.3	-4.1	2.0
Livestock.....	01	3	26.8	-2.3	-0.8	2.2	-0.3	11.9
Slaughter cattle.....	01	31	24.7	-1.0	4.2	3.1	0.4	6.8
Slaughter steers and heifers.....	01	3101	24.5	-0.4	6.3	3.2	0.4	3.7
Slaughter steers and heifers.....	01	310199	24.5	-0.4	6.3	3.2	0.4	3.7
Slaughter cows and bulls.....	01	3102	25.7	-4.4	-4.9	2.8	0.7	24.1
Slaughter cows and bulls.....	01	310299	25.7	-4.4	-4.9	2.8	0.7	24.1
Slaughter vealers.....	01	3103	26.5	1.6	0.5	0.1	-0.2	1.3
Slaughter vealers.....	01	310399	26.5	1.6	0.5	0.1	-0.2	1.3
Slaughter hogs.....	01	32	31.4	-4.5	-12.1	-6.0	-4.2	32.3
Slaughter barrows and gilts.....	01	3201	31.8	-3.7	-12.7	-6.2	-3.2	32.1
Slaughter barrows and gilts.....	01	320199	31.7	-3.8	-12.7	-6.2	-3.2	32.1
Slaughter sows.....	01	3202	25.5	-23.7	7.0	-3.0	-28.0	40.7
Slaughter sows.....	01	320299	25.5	-23.7	7.0	-3.0	-28.0	40.7
Slaughter lambs.....	01	33	29.6	-5.6	14.1	8.6	7.9	-11.9
Slaughter lambs.....	01	3301	29.6	-5.6	14.1	8.6	7.9	-11.9

See footnotes at end of table.

Table 7. Producer price index percentage changes for commodity and service groupings and individual items, not seasonally adjusted — Continued
[February 2022]

Title	Commodity code		Unadjusted 12-month percent change ¹	Unadjusted 1-month percent change ¹				
	Group code	Item code		Feb. 2021 to Feb. 2022 ^P	Sept. to Oct.	Oct. to Nov. ^P	Nov. to Dec. ^P	Dec. to Jan. ^P
Slaughter lambs.....	01	330199	29.6	-5.6	14.1	8.6	7.9	-11.9
Feeder and replacement cattle.....	01	34	-	-2.0	1.9	6.6	0.9	6.9
Feeder and replacement cattle.....	01	3401	-	-2.0	1.9	6.6	0.9	6.9
Feeder and replacement cattle.....	01	340199	-	-2.0	1.9	6.6	0.9	6.9
Slaughter poultry.....	01	4	52.6	-2.1	-1.5	18.8	7.5	-6.4
Slaughter chickens.....	01	41	62.3	-2.3	-1.1	24.2	9.0	-7.5
Broilers and other meat type chickens.....	01	4102	62.3	-2.3	-1.1	24.2	9.0	-7.5
Slaughter chickens.....	01	410299	62.3	-2.3	-1.1	24.2	9.0	-7.5
Slaughter turkeys.....	01	42	20.5	-1.5	-3.5	-1.7	0.1	-0.7
Slaughter turkeys.....	01	4201	20.5	-1.5	-3.5	-1.7	0.1	-0.7
Slaughter turkeys.....	01	420199	20.5	-1.5	-3.4	-1.7	0.1	-0.7
Slaughter ducks.....	01	43	4.7	0.7	0.0	0.0	0.0	0.0
Slaughter ducks.....	01	4301	4.7	0.7	0.0	0.0	0.0	0.0
Slaughter ducks.....	01	430199	4.7	0.7	0.0	0.0	0.0	0.0
Raw cotton.....	01	5	44.8	13.8	12.9	-9.3	8.0	4.7
Raw cotton.....	01	51	44.9	13.8	12.9	-9.3	8.0	4.7
Raw cotton.....	01	5101	44.9	13.8	12.9	-9.3	8.0	4.7
Raw cotton.....	01	510101	44.9	13.8	12.9	-9.3	8.0	4.7
Upland cotton.....	01	5101011	40.2	13.4	12.0	-11.4	8.7	4.8
Pima cotton.....	01	5101012	142.7	22.5	29.9	24.0	0.0	3.6
Raw milk.....	01	6	26.5	7.1	5.6	4.8	11.0	-10.6
Raw milk.....	01	61	26.5	7.1	5.6	4.8	11.0	-10.6
Raw milk.....	01	6101	26.5	7.1	5.6	4.8	11.0	-10.6
Raw milk.....	01	610102	26.5	7.1	5.6	4.8	11.0	-10.6
Chicken eggs.....	01	7	45.7	-11.8	-4.5	42.5	-13.8	25.5
Chicken eggs.....	01	71	45.7	-11.8	-4.5	42.5	-13.8	25.5
Eggs for fresh use.....	01	7107	31.2	-12.1	-5.5	46.9	-17.6	31.3
Eggs, jumbo.....	01	710701	17.5	-6.8	-10.2	21.2	-2.0	10.3
Eggs, extra large.....	01	710702	27.3	-13.3	-9.8	43.5	-19.3	31.8
Eggs, large.....	01	710703	29.8	-14.7	-5.6	55.4	-20.1	31.2
Eggs, medium.....	01	710704	46.7	2.2	1.8	22.4	-5.9	35.1
Eggs, small.....	01	710705	41.1	-2.6	0.0	0.0	4.1	41.1
Breaker stock and checks and undergrades.....	01	7108	102.7	-11.1	-1.9	32.5	-4.2	13.0
Breaker stock.....	01	710801	100.7	-10.9	-1.8	32.1	-4.1	12.7
Checks and undergrades.....	01	710802	119.2	-12.1	-3.6	35.6	-5.4	15.3
Hay, hayseeds, and oilseeds.....	01	8	15.4	-5.3	0.4	3.2	9.3	9.8
Hay and hayseeds.....	01	81	50.2	-4.2	1.4	-0.4	8.4	8.7
Hay and hayseeds.....	01	8101	50.2	-4.2	1.4	-0.4	8.4	8.7
Alfalfa hay.....	01	810101	47.2	1.4	2.6	-1.6	5.9	4.2
All other hay.....	01	810102	53.6	-10.7	-0.3	1.3	11.7	14.2
Oilseeds.....	01	83	10.4	-5.5	0.2	3.9	9.5	10.0
Oilseeds.....	01	8301	10.4	-5.5	0.2	3.9	9.5	10.0
Peanuts.....	01	830111	18.4	12.2	5.0	7.6	-3.5	-5.9
Cottonseed.....	01	830121	2.7	1.2	-5.2	-14.7	10.8	4.9
Soybeans.....	01	830131	9.0	-6.7	0.0	4.7	10.3	11.4
Flaxseed.....	01	830151	35.1	12.0	7.1	0.0	0.0	-33.1
Sunflower.....	01	830161	61.5	1.6	1.1	-0.2	0.2	-0.8
Canola.....	01	830171	52.3	5.6	10.1	-2.0	5.8	-3.1
Miscellaneous oil crops.....	01	830181	11.7	0.8	0.7	1.5	6.3	0.0
Processed foods and feeds.....	02	-	13.1	-0.7	0.0	0.0	1.5	1.8
Cereal and bakery products.....	02	1	12.8	1.0	1.0	0.8	1.3	2.4
Bakery products.....	02	11	9.6	0.2	1.1	0.7	2.3	2.5
Bread (white, wheat, rye, etc.), including frozen.....	02	1102	9.6	0.4	0.4	1.1	1.2	4.0
Bread (white, wheat, rye, etc.), including frozen.....	02	110201	9.6	0.4	0.4	1.1	1.2	4.0
White pan bread.....	02	11020111	12.1	0.7	0.9	0.9	0.7	6.8
White hearth bread (French, Italian, etc.).....	02	11020112	8.9	0.2	0.3	2.2	0.7	2.4
Dark wheat breads (whole wheat, cracked wheat, multigrain, etc.).....	02	11020113	9.4	-1.0	0.3	1.3	1.3	2.7
Other variety breads (rye, unleavened, raisin, potato, self-rising, salt-free, canned, etc.).....	02	11020114	5.5	1.3	-0.5	0.6	2.3	0.6
Rolls (bread-type), muffins, bagels, and croissants.....	02	1105	8.4	0.6	1.8	0.7	-0.2	2.5

See footnotes at end of table.

Table 7. Producer price index percentage changes for commodity and service groupings and individual items, not seasonally adjusted — Continued
[February 2022]

Title	Commodity code		Unadjusted 12-month percent change ¹	Unadjusted 1-month percent change ¹				
	Group code	Item code		Feb. 2021 to Feb. 2022 ^P	Sept. to Oct.	Oct. to Nov. ^P	Nov. to Dec. ^P	Dec. to Jan. ^P
Rolls (bread-type), muffins, bagels, and croissants.....	02	110505	8.4	0.6	1.8	0.7	-0.2	2.5
Rolls, hamburger and wiener.....	02	11050501	11.6	0.9	3.2	1.6	0.9	4.6
All other rolls, bread-type (incl. muffins, bagels, and croissants).....	02	11050502	5.1	0.2	0.3	-0.2	-1.5	0.3
Other sweet goods, excluding frozen.....	02	1107	13.7	-0.7	1.5	-0.2	4.3	5.6
Other sweet goods, excluding frozen.....	02	110703	13.7	-0.7	1.5	-0.2	4.3	5.6
Soft cakes, excluding frozen.....	02	1108	20.0	-1.0	2.2	1.0	8.0	3.4
Soft cakes, excluding frozen.....	02	110803	20.0	-1.0	2.2	1.0	8.0	3.4
Pies (fruit, cream, and custard), excluding frozen.....	02	1109	15.5	-1.0	4.1	-2.0	-1.0	10.2
Pies (fruit, cream, and custard), excluding frozen.....	02	110903	15.5	-1.0	4.1	-2.0	-1.0	10.2
Cookies, crackers, and related products.....	02	1121	5.9	0.0	0.0	0.0	4.1	0.1
Cookies, wafers, and ice cream cones and cups (excluding frozen).....	02	112103	10.4	0.0	0.0	0.0	7.2	0.2
Crackers, biscuits, and related products.....	02	112104	0.1	0.0	0.0	0.0	0.0	0.0
Crackers, biscuits, and related products.....	02	1121042	0.1	0.0	0.0	0.0	0.0	0.0
Retail bakery products.....	02	1130	11.0	0.7	3.3	1.6	1.4	0.0
Retail bakery products.....	02	113001	11.0	0.7	3.3	1.6	1.4	0.0
Flour and flour base mixes and doughs.....	02	12	19.7	2.4	1.6	0.6	-0.1	1.3
Wheat flour.....	02	1203	29.1	4.0	2.0	0.5	-1.4	1.3
Wheat flour.....	02	120301	29.1	4.0	2.0	0.5	-1.4	1.3
Flour base mixes and doughs.....	02	1204	10.6	0.5	1.1	0.7	1.4	1.2
Flour base mixes and doughs.....	02	120401	10.5	0.5	1.1	0.7	1.4	1.2
Prepared flour mixes, including refrigerated and frozen doughs and batters, made in flour mills.....	02	1204011	10.1	0.3	0.1	0.0	1.1	0.2
Flour mixes, excluding cake mixes, made from purchased flour.....	02	1204013	11.2	0.6	1.4	0.9	1.6	1.4
Milled rice and byproducts.....	02	13	12.9	0.9	0.7	0.4	0.6	4.3
Head rice.....	02	1301	14.1	1.0	0.7	0.5	0.7	4.9
Head rice.....	02	130106	14.1	1.0	0.7	0.5	0.7	4.9
Head rice not packaged with other ingredients.....	02	1301066	15.2	1.0	0.7	0.5	0.6	5.6
Milled rice (incl second heads, screenings, brewers, bran, sharps, rice flour, and byproducts).....	02	1302	6.8	0.3	1.1	0.0	0.0	1.0
Milled rice (incl second heads, screenings, brewers, bran, sharps, rice flour, and byproducts).....	02	130201	6.8	0.3	1.1	0.0	0.0	1.0
Cereal and pasta products.....	02	14	13.6	1.7	0.2	1.3	0.8	3.0
Dry macaroni, spaghetti, and egg noodle products, made from purchased flour.....	02	1402	21.4	0.5	1.9	5.3	3.0	3.3
Dry macaroni, spaghetti, and egg noodle products, made from purchased flour.....	02	140203	21.4	0.5	1.9	5.3	3.0	3.3
Dry macaroni, spaghetti, and egg noodle products, made from purchased flour.....	02	14020303	21.4	0.5	1.9	5.3	3.0	3.3
Cereal and mill products, other than flour.....	02	1409	12.1	1.9	-0.2	0.5	0.4	3.0
Manufactured starch, made by wet milling.....	02	140907	31.0	3.7	-2.3	0.3	0.7	11.4
Wheat mill products, corn mill products, and other grain mill products except flour.....	02	140908	23.6	5.0	0.8	1.5	1.1	3.0
Wheat mill products, except flour.....	02	1409081	13.2	7.0	-1.2	1.0	-2.3	0.5
Corn mill products.....	02	1409082	19.1	2.3	1.4	0.5	2.3	3.3
Other grain mill products.....	02	1409083	43.4	9.7	1.0	3.9	0.7	3.8
Breakfast cereal.....	02	140909	4.0	0.3	0.0	0.1	0.0	1.0
Meats, poultry, and fish.....	02	2	18.6	-4.6	-1.4	-1.6	0.2	0.9
Meats.....	02	21	15.6	-7.5	-1.2	-4.1	1.0	-0.8
Beef and veal products, fresh or frozen.....	02	2101	22.8	-12.9	0.8	-6.6	4.9	-2.9
Beef, fresh/frozen variety meats, not canned or made into sausage, made in slaughtering plants.....	02	210126	32.3	1.4	-0.2	-8.4	3.0	7.9
Beef, fresh/frozen whole/half carcass, not canned or made into sausage, misp.....	02	210131	1.8	-11.9	2.1	-7.6	11.9	-11.1
Beef, fresh/frozen, primal and subprimal cuts, made in slaughtering plants.....	02	210133	23.8	-13.7	0.7	-6.6	4.7	-2.9
Lamb/mutton, fresh or frozen, not canned or made into sausage, made in slaughtering plants.....	02	2103	14.1	1.2	-1.1	-1.7	-1.0	0.0
Lamb/mutton, fresh or frozen, not canned or made into sausage, made in slaughtering plants.....	02	210321	14.1	1.2	-1.1	-1.7	-1.0	0.0
Pork products, fresh, frozen, or processed, except sausage.....	02	2104	4.7	-3.7	-4.5	-2.6	-3.6	2.3
Pork, fresh/frozen, unprocessed, all cuts, except sausage, made in slaughtering plants.....	02	210444	-1.3	-6.5	-6.2	-3.6	-6.4	4.0
Pork, processed or cured, not canned or made into sausage.....	02	210447	11.9	-0.1	-2.5	-1.5	-0.5	0.6
Pork, processed or cured, not canned or made into sausage, made in slaughtering plants.....	02	2104471	12.1	-0.1	-1.4	-0.6	-0.2	1.6
Pork, processed or cured, not canned or made into sausage, mfpc.....	02	2104472	11.8	-0.1	-2.8	-1.8	-0.5	0.3
Pork, sweet-pickled, dry-cured, or dry salt, not canned or made into sausage, mfpc.....	02	21044721	15.7	0.3	-0.4	-0.1	0.9	0.5

See footnotes at end of table.

Table 7. Producer price index percentage changes for commodity and service groupings and individual items, not seasonally adjusted — Continued
[February 2022]

Title	Commodity code		Unadjusted 12-month percent change ¹	Unadjusted 1-month percent change ¹				
	Group code	Item code		Feb. 2021 to Feb. 2022 ^P	Sept. to Oct.	Oct. to Nov. ^P	Nov. to Dec. ^P	Dec. to Jan. ^P
Smoked hams and picnics, excluding canned, made from purchased carcasses.....	02	21044722	10.3	0.2	-0.4	1.5	2.1	-0.2
Smoked slab bacon, made from purchased carcasses.....	02	21044723	39.4	0.1	-0.8	-1.9	0.3	-0.2
Smoked sliced bacon, made from purchased carcasses.....	02	21044724	13.2	1.2	-6.5	-5.0	-3.6	1.3
Other smoked pork, not canned or made into sausage, made from purchased carcasses.....	02	21044725	26.0	7.7	-0.3	1.6	-1.2	4.8
Boiled ham, barbecue pork, and other cooked pork, excluding canned meats and sausage, mfpc.....	02	21044726	-4.9	-8.4	1.6	-1.0	1.5	-2.5
Other meats, fresh, frozen, or canned.....	02	2105	14.6	-0.8	-1.6	-1.0	-1.5	0.1
Fresh/processed sausage, deli & cooked meats, etc.....	02	210503	14.2	-0.4	-0.9	-2.5	-1.9	2.4
Fresh and processed sausage, deli, and cooked meats, made in slaughtering plants.....	02	2105031	16.6	1.3	-0.5	-4.2	-2.4	4.8
Fresh and processed sausage, deli, and cooked meats, mfpc.....	02	2105032	13.3	-1.0	-1.1	-1.9	-1.8	1.7
Fresh sausage (pork sausage, breakfast links, etc.), excluding canned, mfpc.....	02	21050321	10.5	-5.6	-3.2	-0.3	-3.7	2.7
Dry or semidry sausage (salami, cervelat, pepperoni, summer sausage, pork roll, etc.), mfpc.....	02	21050322	20.0	1.9	-1.8	-2.5	-3.6	2.0
Frankfurters, including wieners, excluding canned, made from purchased carcasses.....	02	21050323	7.8	-2.2	0.6	-2.2	1.0	0.9
Other sausage (smoked or cooked) & jellied goods & similar preparations, excluding canned, mfpc.....	02	21050324	10.9	1.3	1.8	-2.5	1.7	0.3
Boxed meat (beef, pork, lamb, etc.), made from purchased carcasses...	02	210504	1.6	3.0	-3.8	-0.4	-4.4	-8.4
Canned meats, excluding dog, cat, and baby food.....	02	210579	12.0	0.9	-2.3	1.1	0.6	-1.6
Canned meats, excluding dog, cat, and baby food, mfpc.....	02	2105792	-	1.3	-2.7	1.2	0.6	-
Frozen ground meat patties and other processed, frozen, or cooked meats, mfpc.....	02	210586	21.6	-3.1	-1.2	-0.2	-0.2	1.9
Processed poultry.....	02	22	26.5	-1.1	-2.9	3.2	3.4	4.1
Young chickens, including bulk, chilled, frozen, whole, and in parts.....	02	2203	26.7	-2.8	-2.9	2.7	1.7	4.0
Young chickens, including bulk, chilled, frozen, whole, and in parts.....	02	220333	26.7	-2.8	-2.9	2.7	1.7	4.0
Turkeys, including frozen, whole, and in parts.....	02	2206	52.3	0.0	1.7	1.2	2.2	5.1
Turkeys, including frozen, whole, and in parts.....	02	220611	52.3	0.0	1.7	1.2	2.2	5.1
Canned, cooked, smoked or prepared poultry.....	02	2208	18.7	1.5	-4.9	5.2	6.6	4.1
Canned, cooked, smoked or prepared poultry.....	02	220811	18.7	1.5	-4.9	5.2	6.6	4.1
Chicken hens and other poultry/small game.....	02	2209	28.0	0.2	0.9	-0.1	2.4	1.9
Other poultry/small game (duck, goose, rabbit, etc.).....	02	220911	81.1	0.4	1.3	-0.3	1.8	4.3
Unprocessed and prepared seafood.....	02	23	14.7	6.2	1.8	1.1	-12.7	2.2
Unprocessed finfish.....	02	2301	-8.2	21.6	2.9	3.8	-47.2	-0.7
Haddock.....	02	230101	-8.4	3.1	8.8	6.1	-25.9	1.9
Halibut.....	02	230102	39.9	9.8	10.0	25.3	3.2	-31.2
Flounder.....	02	230131	-10.2	-15.9	73.2	4.1	-0.7	-17.3
Cod.....	02	230132	1.1	-1.6	16.0	3.4	-1.9	-16.0
Pollock.....	02	230133	48.4	14.3	-13.6	8.1	-26.1	-7.6
Tuna.....	02	230136	20.5	6.9	5.2	-12.0	10.5	-6.7
Other finfish.....	02	230199	2.1	31.8	4.8	1.5	-70.1	25.7
Canned seafood (including soups, stews, and chowders).....	02	2304	7.1	0.2	3.4	0.0	0.4	0.7
Canned seafood (including soups, stews, and chowders).....	02	230429	7.2	0.2	3.4	0.0	0.4	0.7
Unprocessed shellfish.....	02	2305	39.7	-2.1	3.1	-1.9	5.3	7.6
Shrimp.....	02	230501	15.9	-2.1	-1.2	0.8	0.3	1.1
Crabs.....	02	230502	-	-15.0	-	-	-	-
Lobsters.....	02	230503	54.9	8.4	-1.6	-9.9	3.7	34.4
Clams.....	02	230504	26.7	3.2	1.2	6.4	1.2	2.6
Oysters.....	02	230505	11.1	-1.2	0.0	0.0	-0.4	0.4
Sea scallops.....	02	230506	42.3	8.1	14.2	3.0	12.5	-11.6
Mussels.....	02	230507	3.2	0.0	3.1	0.0	0.0	0.0
Prepared fresh and frozen seafood.....	02	2306	16.9	2.4	0.3	0.7	1.1	1.3
Prepared fresh fish/seafood, inc. surimi/surimi-based products.....	02	230601	13.9	2.9	1.0	0.7	0.9	3.9
Prepared frozen fish.....	02	230602	15.9	1.0	0.5	0.1	3.1	2.4
Prepared frozen shellfish.....	02	230603	24.9	4.5	-0.4	1.4	-0.3	-1.9
Other prepared fresh and frozen seafood.....	02	230604	6.7	0.0	0.2	1.2	-0.7	0.0
Dairy products.....	02	3	16.2	1.2	1.1	2.2	3.5	2.0
Fluid milk products.....	02	31	18.0	0.9	2.4	2.6	1.7	4.0
Packaged fluid milk and related products.....	02	3103	16.7	0.9	2.7	2.5	1.5	3.8
Fluid whole milk.....	02	310301	16.9	1.2	2.7	2.8	1.4	4.4
Reduced fat and lowfat milk (1/2-2).....	02	310302	14.7	0.9	3.3	2.2	0.9	2.8
Fat free or skim milk.....	02	310303	10.6	0.7	3.1	1.6	0.4	1.3
Other fluid milk related products, packaged, incl. cartons, bottles, cans, and dispenser cans.....	02	310304	26.1	0.3	1.2	3.1	3.9	7.0

See footnotes at end of table.

Table 7. Producer price index percentage changes for commodity and service groupings and individual items, not seasonally adjusted — Continued
 [February 2022]

Title	Commodity code		Unadjusted 12-month percent change ¹	Unadjusted 1-month percent change ¹				
	Group code	Item code		Feb. 2021 to Feb. 2022 ^P	Sept. to Oct.	Oct. to Nov. ^P	Nov. to Dec. ^P	Dec. to Jan. ^P
Cottage cheese.....	02	3104	15.0	1.3	2.2	2.2	1.6	2.4
Cottage cheese.....	02	310401	15.0	1.3	2.2	2.2	1.6	2.4
Other milk products.....	02	3105	5.1	0.5	0.6	0.9	0.5	1.3
Other milk products.....	02	310501	5.1	0.5	0.6	0.9	0.5	1.3
Yogurt, excluding frozen.....	02	3105011	1.5	0.4	0.2	0.2	0.2	0.6
Other packaged milk products.....	02	3105012	14.2	0.7	1.5	2.6	1.3	2.7
Bulk fluid milk and cream.....	02	3106	41.2	1.6	3.5	5.3	3.9	8.1
Bulk fluid milk and cream.....	02	310601	41.2	1.6	3.5	5.3	3.9	8.1
Butter.....	02	32	100.2	-2.1	11.5	5.2	27.9	2.8
Butter.....	02	3201	100.2	-2.1	11.5	5.2	27.9	2.8
Butter.....	02	320114	100.3	-2.1	11.5	5.2	27.9	2.8
Natural, processed, and imitation cheese.....	02	33	8.0	2.3	-1.1	2.2	2.4	0.2
Natural cheese, except cottage cheese.....	02	3302	6.5	1.5	-1.0	2.0	2.6	-0.6
Natural cheese, except cottage cheese.....	02	330212	6.5	1.5	-1.0	2.0	2.6	-0.6
Natural cheese, except lowfat, shipped in consumer packages or containers (3 lbs or less).....	02	3302121	4.3	-0.1	0.0	0.1	1.0	1.3
Natural cheese, except lowfat, shipped in packages or containers (more than 3 lbs) or bulk.....	02	3302122	8.5	2.7	-1.7	3.5	4.2	-2.1
Lowfat natural cheese, except cottage cheese, shipped in consumer packages (3 lbs. or less).....	02	3302123	0.8	0.1	0.0	0.3	0.2	0.5
Lowfat natural cheese, except cottage cheese, shipped in packages (more than 3 lbs.) or in bulk.....	02	3302124	11.2	3.7	-2.3	5.6	2.7	-2.3
Processed cheese and related products.....	02	3303	13.8	6.1	-1.6	2.9	1.3	3.6
Process cheese and related products.....	02	330312	13.9	6.1	-1.6	2.9	1.3	3.6
Process cheese, shipped in consumer packages or containers (3 lbs. or less).....	02	3303121	8.5	4.9	-2.3	1.5	2.1	2.4
All other process cheese and related products.....	02	3303122	18.6	7.2	-1.1	4.0	0.7	4.7
Process cheese shipped in packages or containers (more than 3 lbs.) or in bulk.....	02	33031221	11.7	0.5	4.3	4.5	-2.4	6.2
Cheese food, spread, and other related products.....	02	33031225	27.1	14.8	-6.5	3.5	4.1	3.1
Cheese substitutes and imitations.....	02	3304	6.2	0.0	0.0	0.0	0.1	0.0
Cheese substitutes and imitations.....	02	330401	6.2	0.0	0.0	0.0	0.1	0.0
Raw liquid whey.....	02	3307	37.3	2.1	1.6	4.1	2.7	6.0
Raw liquid whey.....	02	330701	37.3	2.1	1.6	4.1	2.7	6.0
Ice cream and frozen desserts.....	02	34	8.8	0.4	0.7	0.1	1.7	2.0
Ice cream and frozen desserts.....	02	3402	8.8	0.4	0.7	0.1	1.7	2.0
Ice Cream and frozen desserts.....	02	340201	8.8	0.4	0.7	0.1	1.7	2.0
Ice cream, excl. lowfat and nonfat (incl. custards), shipped in bulk (containers 3 gal or more).....	02	3402011	14.6	-0.8	1.3	-0.1	4.7	1.8
Ice cream, incl. custards (excl. lowfat and nonfat) shipped in sizes less than 3 gallons.....	02	3402012	7.9	0.4	0.3	0.0	1.5	0.8
Ice cream, including custards (excluding lowfat and nonfat), novelty forms.....	02	3402013	8.3	-0.7	0.2	0.3	3.0	2.1
Ice cream, including custards, lowfat and nonfat.....	02	3402014	5.7	0.6	0.4	0.0	0.1	4.7
Other frozen desserts (yogurt, sherbet, water ices, mellorine, frozen pudding, gelato, etc.).....	02	3402015	11.5	2.2	2.2	0.0	0.6	3.7
Dry, condensed, and evaporated milk products.....	02	35	19.8	0.7	1.4	1.3	4.2	1.5
Dry milk products, including feed grade.....	02	3502	16.8	0.8	1.2	1.4	0.6	0.9
Dry milk products, including feed grade.....	02	350201	16.8	0.8	1.2	1.4	0.6	0.9
Liquid milk products.....	02	3503	22.6	0.5	1.6	1.0	12.6	1.2
Consumer-type canned milk products.....	02	350301	17.1	0.0	1.1	0.3	13.6	1.1
Bulk liquid milk products, including feed grade.....	02	350303	57.4	2.9	3.9	4.6	8.0	1.5
Ice cream mixes and related products.....	02	3505	36.4	1.3	1.9	2.0	3.1	8.7
Ice cream mixes and related products.....	02	350502	36.4	1.3	1.9	2.0	3.1	8.7
Processed fruits and vegetables.....	02	4	5.4	0.9	-0.1	0.5	1.1	0.4
Canned fruits and juices.....	02	41	4.3	0.8	-0.4	0.5	2.2	-0.6
Canned fruits, excluding baby foods.....	02	4101	6.1	1.0	-0.4	0.5	0.4	2.6
Canned fruits, excluding baby foods.....	02	410105	6.1	1.0	-0.4	0.5	0.4	2.6
Canned and fresh fruit juices, nectars, and concentrates.....	02	4102	3.4	0.7	-0.4	0.5	3.2	-2.2
Canned and fresh fruit juices, nectars, and concentrates.....	02	410239	3.4	0.7	-0.4	0.5	3.2	-2.2
Frozen fruits, juices and ades.....	02	42	17.8	3.4	1.0	0.3	0.1	0.1
Frozen fruits.....	02	4202	23.0	6.2	0.8	-0.1	0.1	0.2
Frozen fruits.....	02	420209	23.0	6.2	0.8	-0.1	0.1	0.2
Canned vegetables and juices.....	02	44	7.0	1.7	0.0	0.9	1.1	0.7
Canned vegetables and juices.....	02	4401	7.0	1.7	0.0	0.9	1.1	0.7

See footnotes at end of table.

Table 7. Producer price index percentage changes for commodity and service groupings and individual items, not seasonally adjusted — Continued
[February 2022]

Title	Commodity code		Unadjusted 12-month percent change ¹	Unadjusted 1-month percent change ¹				
	Group code	Item code		Feb. 2021 to Feb. 2022 ^P	Sept. to Oct.	Oct. to Nov. ^P	Nov. to Dec. ^P	Dec. to Jan. ^P
Canned vegetables.....	02	440102	5.0	-0.2	0.5	-0.1	0.7	0.1
Canned catsup and other tomato based sauces.....	02	440127	8.6	2.0	-0.2	1.3	1.6	1.1
Frozen vegetables.....	02	45	3.8	0.3	0.4	0.2	1.4	0.5
Frozen potato products (French-fried, patties, puffs, etc.).....	02	4502	-0.6	0.4	0.3	-0.2	0.7	-0.6
Frozen potato products (French-fried, patties, puffs, etc.).....	02	450202	-0.5	0.4	0.3	-0.2	0.7	-0.6
Frozen vegetables, other than potato products.....	02	4505	9.6	0.1	0.5	0.7	2.3	1.8
Frozen vegetables, other than potato products.....	02	450509	9.6	0.1	0.5	0.7	2.3	1.8
Dried and dehydrated food.....	02	48	2.0	-0.5	-0.7	0.5	-0.8	1.8
Dried and dehydrated food.....	02	4801	2.0	-0.5	-0.7	0.5	-0.8	1.8
Dried and dehydrated food.....	02	480101	2.0	-0.5	-0.7	0.5	-0.8	1.8
Soup mixes (including dried/dehydrated/freeze-dried) and bouillon.....	02	48010101	-	-	-	-	-	-
Dried and dehydrated fruits and vegetables, including freeze-dried.....	02	48010102	3.4	-0.8	-1.2	0.7	-0.9	2.7
Sugar and confectionery.....	02	5	7.9	0.7	-0.5	0.3	1.0	1.5
Raw cane sugar and sugar cane mill products and byproducts.....	02	52	10.7	5.0	0.7	1.5	-2.6	3.2
Raw cane sugar and sugarcane mill products and byproducts.....	02	5201	10.7	5.0	0.7	1.5	-2.6	3.2
Raw cane sugar and sugarcane mill products and byproducts.....	02	520106	10.7	5.0	0.7	1.5	-2.6	3.2
Refined sugar products and byproducts.....	02	53	5.1	0.3	0.2	1.3	0.0	1.1
Refined sugar products and byproducts.....	02	5307	5.1	0.3	0.2	1.3	0.0	1.1
Refined granulated cane sugar and byproducts.....	02	530701	5.4	-0.1	0.5	0.9	0.1	1.1
Beet sugar.....	02	530702	4.8	0.6	0.0	1.6	-0.1	1.1
Confectionery materials.....	02	54	14.8	0.4	-6.0	0.7	2.5	4.9
Confectionery materials.....	02	5401	14.8	0.4	-6.0	0.7	2.5	4.9
Other chocolate and cocoa products, made from cacao beans.....	02	540105	12.8	-1.8	2.4	-2.0	7.3	0.3
Corn sweeteners, made by wet milling.....	02	540107	13.7	-0.3	-9.0	1.6	0.9	6.4
Confectionery end products.....	02	55	6.3	0.5	1.0	-0.2	1.1	0.3
Candy and nuts.....	02	5503	6.3	0.5	0.8	-0.2	1.1	0.3
Chocolate and chocolate-type confectionery products.....	02	550301	5.8	1.2	0.7	0.2	0.9	0.3
Chocolate/chocolate-type confectionery prods, cacao beans.....	02	5503011	6.1	0.0	0.0	0.0	0.0	0.1
Chocolate/confectionery products, made from purchased chocolate, not retailed.....	02	5503012	5.7	1.6	0.8	0.2	1.2	0.4
Chocolate/confectionery products, made from purchased chocolate, retailed.....	02	5503013	6.0	-0.3	0.0	0.0	0.0	0.0
Nonchocolate-type confectionery products.....	02	550302	6.5	0.7	1.1	0.4	0.5	1.0
Nonchocolate-type confectioneries, made and packaged for shipment.....	02	5503021	6.6	0.7	1.1	0.4	0.5	1.0
Nuts and seeds (salted, roasted, cooked or blanched).....	02	550304	6.8	-0.6	0.6	-1.1	1.9	-0.2
Nuts (salted, roasted, cooked, or blanched), sold in bulk.....	02	5503041	12.6	-1.9	1.1	-2.1	3.2	-0.4
Canned nuts (salted, roasted, cooked, or blanched).....	02	5503042	2.5	0.0	0.3	0.0	0.3	0.0
All other packaged nuts, including all types of seeds (salted, roasted, cooked, or blanched).....	02	5503043	4.6	0.0	0.5	-1.0	1.8	-0.1
Other confectionery-type products.....	02	550305	5.6	0.5	0.6	1.5	0.0	1.4
Beverages and beverage materials.....	02	6	6.2	0.9	0.3	0.3	1.5	1.7
Alcoholic beverages.....	02	61	2.1	0.8	0.1	0.1	0.2	1.2
Malt beverages.....	02	6101	1.6	0.6	0.2	-0.2	0.6	0.9
Bottled beer and ale.....	02	610101	1.5	-0.1	0.0	-0.1	0.1	0.7
Canned beer and ale.....	02	610103	1.6	1.3	0.4	-0.2	1.0	1.2
Beer and ale in barrels and kegs.....	02	610105	2.0	0.0	-0.1	0.0	0.0	0.9
All other malt beverages and brewing products.....	02	610108	2.3	0.1	0.1	-0.1	1.5	0.3
Distilled and bottled liquor, excluding brandy.....	02	6102	1.9	0.1	0.3	1.0	-0.4	2.7
Distilled liquor, excluding brandy.....	02	610202	3.3	0.1	0.6	1.9	-0.9	6.0
Distilled whiskey, all other distilled liquor, excluding brandy.....	02	6102022	2.4	0.1	0.0	0.0	0.0	0.0
Distillers' dried grains (dark and light) and dried solubles.....	02	6102023	3.9	0.2	1.1	3.4	-1.5	10.3
Bottled liquor, excluding brandy.....	02	610204	0.6	0.0	0.0	0.2	0.1	0.1
Bottled whiskey.....	02	6102041	0.7	0.0	0.0	0.4	0.1	0.1
Bottled gin, vodka, rum, cordials, cocktails, and similar compounds.....	02	6102042	0.7	0.0	0.0	0.0	0.1	0.0
Wines, brandy, and brandy spirits.....	02	6104	3.2	1.6	-0.2	0.0	0.1	0.3
Wines, brandy, and brandy spirits.....	02	610441	3.2	1.6	-0.2	0.0	0.1	0.3
Wines, white, red & rose grape, and other fruit, 14 percent or less alcohol.....	02	6104411	3.0	2.3	0.0	0.0	0.1	0.4
Wines, white grape, 14 percent or less alcohol content.....	02	61044111	6.0	5.2	-0.2	0.1	0.0	1.0
Wines, red grape, 14 percent or less alcohol content.....	02	61044112	0.8	0.0	0.1	-0.2	0.2	0.0
Wines, rose grape & other fruits & berries, 14 percent or less alcohol.....	02	61044113	0.4	0.0	0.0	0.0	0.0	0.0
Wines, dessert, effervescent, and wine coolers.....	02	6104412	-1.3	0.0	-2.8	0.0	0.0	0.0

See footnotes at end of table.

Table 7. Producer price index percentage changes for commodity and service groupings and individual items, not seasonally adjusted — Continued
[February 2022]

Title	Commodity code		Unadjusted 12-month percent change ¹	Unadjusted 1-month percent change ¹				
	Group code	Item code		Feb. 2021 to Feb. 2022 ^P	Sept. to Oct.	Oct. to Nov. ^P	Nov. to Dec. ^P	Dec. to Jan. ^P
Wines, effervescent, including sparkling (carbonated), wine coolers...	02	61044122	-1.6	0.0	-3.5	0.0	0.0	0.0
Other wines, brandy, and brandy spirits.....	02	6104413	5.3	0.0	0.0	0.0	0.0	0.0
Soft drinks.....	02	62	9.3	1.2	0.3	0.4	3.0	0.9
Soft drinks, non-carbonated and bottled water.....	02	6206	8.2	1.7	0.3	0.6	2.5	1.1
Bottled water, non-carb, processed or pasteurized.....	02	620608	12.8	2.9	0.3	1.0	1.2	3.7
Soft drinks, non-carbonated.....	02	620609	6.2	1.2	0.2	0.4	3.0	0.0
Soft drinks, non-carbonated, all other types.....	02	6206093	6.1	0.5	1.1	0.2	3.5	-1.0
Soft drinks, non-carbonated, fruit drinks, cocktails, ades.....	02	6206094	6.2	1.8	-0.6	0.5	2.5	0.9
Soft drinks, bottle/can, carbonated, all types.....	02	6210	10.3	0.8	0.3	0.3	3.4	0.7
Soft drinks, bottle/can, carbonated, all types.....	02	621001	10.3	0.8	0.3	0.3	3.4	0.7
Packaged beverage materials.....	02	63	12.5	-0.6	1.0	0.9	0.7	8.1
Coffee (whole bean, ground, & instant).....	02	6301	14.0	-0.7	1.1	1.0	0.8	9.1
Coffee, concentrated, including coffee substitutes.....	02	630103	13.0	0.0	0.0	0.0	0.0	12.1
Roasted coffee.....	02	630104	14.0	-0.7	1.2	1.1	0.9	8.9
Tea in consumer packages, exc. canned ice tea.....	02	6303	2.4	0.0	0.0	0.1	0.0	0.7
Tea in consumer packages, exc. canned ice tea.....	02	630313	2.4	0.0	0.0	0.1	0.0	0.7
Other beverage materials.....	02	64	8.6	1.9	1.8	0.4	2.5	1.4
Other beverage materials.....	02	6401	8.6	1.9	1.8	0.4	2.5	1.4
Malt and malt byproducts.....	02	640101	3.8	0.0	0.1	-0.2	0.5	1.6
Liquid beverage bases, excluding use by soft drink bottlers.....	02	640109	14.3	0.0	9.9	2.5	2.3	0.0
Fats and oils.....	02	7	44.2	2.5	1.9	-2.5	3.5	6.0
Shortening, cooking oil, and margarine.....	02	78	44.0	4.2	0.9	-4.3	4.3	8.2
Shortening, cooking oil, and margarine.....	02	7801	44.0	4.2	0.9	-4.3	4.3	8.2
Margarine, butter blends, and butter substitutes.....	02	780109	4.7	1.5	1.2	-0.8	1.0	0.1
Shortening and cooking oils.....	02	780115	49.1	4.5	0.9	-4.7	4.6	9.0
Other oilseed processing.....	02	7A	48.9	-1.3	5.7	4.2	1.1	0.9
Other oilseed processing.....	02	7A01	48.9	-1.3	5.7	4.2	1.1	0.9
Cotton linters.....	02	7A0104	99.7	1.6	1.8	17.8	3.1	20.6
Cottonseed cake, meal, hulls, and other byproducts.....	02	7A0105	9.1	2.3	2.4	3.4	1.0	-0.1
Cottonseed cake and meal.....	02	7A01051	1.7	3.3	3.4	4.6	1.5	-0.5
Other crude and refined vegetable oils and other vegetable mill products.....	02	7A0106	53.4	-2.1	7.0	4.2	1.3	-0.2
Other crude vegetable oils, including linseed, peanut, sunflower, safflower, etc.....	02	7A01061	75.8	-2.6	9.5	5.3	0.7	0.4
Other vegetable oil mill products, including all oil seed cake and meal.....	02	7A01063	-1.8	-0.8	-0.9	-0.6	-0.5	2.5
Corn oil, crude and refined.....	02	7B	27.6	-8.8	6.1	3.7	2.5	-4.9
Corn oil, made by wet milling.....	02	7B01	27.6	-8.8	6.1	3.7	2.5	-4.9
Corn oil, made by wet milling.....	02	7B0101	27.6	-8.8	6.1	3.7	2.5	-4.9
Miscellaneous processed foods.....	02	8	8.8	1.1	0.8	0.3	1.3	2.0
Canned jams, jellies, and preserves.....	02	81	9.7	0.1	8.8	0.0	-0.1	0.0
Canned jams, jellies, and preserves.....	02	8101	9.7	0.1	8.8	0.0	-0.1	0.0
Canned jams, jellies, and preserves.....	02	810102	9.6	0.1	8.8	0.0	-0.1	0.0
Pickles and other pickled products, including horseradish.....	02	82	12.5	0.1	0.0	7.5	0.2	0.0
Pickles and other pickled products.....	02	8201	12.5	0.1	0.0	7.5	0.2	0.0
Pickles and other pickled products, including horseradish.....	02	820106	12.5	0.1	0.0	7.5	0.2	0.0
Processed eggs, liquid, dried, or frozen.....	02	83	-	1.4	2.4	0.4	3.6	-
Processed eggs (dried, frozen, or liquid).....	02	8301	-	1.4	2.4	0.4	3.6	-
Processed eggs (dried, frozen, liquid, whole, etc.).....	02	830111	-	1.4	2.4	0.4	3.6	-
Specialty canning.....	02	84	9.4	0.2	0.1	0.1	2.1	1.0
Specialty canning.....	02	8401	9.4	0.2	0.1	0.1	2.1	1.0
Canned dry beans.....	02	840102	3.6	0.4	0.5	0.0	0.1	2.4
Canned soups and stews, excluding frozen and seafood.....	02	840104	11.3	0.1	-0.1	0.3	1.7	0.8
Canned baby foods and other canned specialties/nationality foods.....	02	840105	9.9	0.4	0.4	-0.6	6.3	0.0
Frozen specialty food.....	02	85	11.8	0.4	0.3	0.4	1.9	5.8
Frozen specialty food.....	02	8501	11.8	0.4	0.3	0.4	1.9	5.8
Frozen cakes, pies, and other pastries.....	02	850109	5.8	0.9	-0.4	0.7	3.3	0.1
Frozen dinners (beef, pork, and poultry pies) and nationality foods, incl. frozen pizza.....	02	850111	6.7	0.7	0.5	0.4	1.8	0.4
Other frozen specialties, incl. all whipped topping, waffles, soups, etc., excluding seafood.....	02	850113	46.9	-1.7	0.7	-0.1	0.2	42.3
Prepared sauces, except tomato.....	02	86	4.1	0.4	0.7	0.0	1.5	0.0

See footnotes at end of table.

Table 7. Producer price index percentage changes for commodity and service groupings and individual items, not seasonally adjusted — Continued
 [February 2022]

Title	Commodity code		Unadjusted 12-month percent change ¹	Unadjusted 1-month percent change ¹				
	Group code	Item code		Feb. 2021 to Feb. 2022 ^P	Sept. to Oct.	Oct. to Nov. ^P	Nov. to Dec. ^P	Dec. to Jan. ^P
Prepared sauces, excluding tomato-based sauces and sauces comprised of 20 percent or more meat.....	02	8601	4.1	0.4	0.7	0.0	1.5	0.0
Prepared sauces, excluding tomato-based sauces and sauces comprised of 20 percent or more meat.....	02	860103	4.1	0.3	0.7	0.0	1.5	0.0
Other miscellaneous processed foods.....	02	89	7.5	1.4	0.9	0.1	1.0	1.0
Other miscellaneous processed foods.....	02	8901	7.5	1.4	0.9	0.1	1.0	1.0
Mayonnaise, salad dressings, and sandwich spreads.....	02	890102	17.9	1.3	-0.1	0.0	2.2	1.1
Dry mix food preparations.....	02	890148	4.1	0.2	0.1	0.7	1.6	0.3
Perishable non-frozen prepared food, including tortillas.....	02	890149	2.7	-0.1	2.1	-1.4	-0.1	1.3
Perishable prepared foods.....	02	8901492	1.0	-0.2	2.6	-1.7	-0.2	0.2
Flavoring extracts, emulsions, liquid flavors, and food colorings.....	02	890151	1.8	0.0	0.1	0.0	0.0	0.0
Other flavoring agents, except chocolate syrup.....	02	890154	8.5	-2.3	0.9	-0.9	4.4	1.7
Soft drink flavoring syrup, sold in bulk.....	02	89015411	4.6	0.4	0.0	0.0	4.1	0.0
Other flavoring agents (except chocolate syrups).....	02	89015412	7.0	0.2	0.0	0.0	3.9	2.2
Table salt (evaporated), pepper (white and black), and other spices.....	02	890156	3.9	2.6	0.4	-1.8	-0.9	0.9
Pepper and other spices in commercial sizes (1 lb or more).....	02	8901566	17.7	7.0	2.4	1.8	3.6	-4.0
Peanut butter.....	02	890158	4.6	1.1	3.9	0.8	-0.7	0.3
Ice.....	02	890161	13.9	8.6	1.0	0.1	0.6	1.4
Dairy product substitutes.....	02	890162	2.8	1.9	1.7	-0.5	-4.3	1.1
Dry, condensed, and evaporated dairy product substitutes.....	02	8901621	5.3	0.0	3.2	0.0	0.0	2.0
Liquid dairy product substitutes.....	02	8901622	0.1	3.9	0.2	-1.0	-8.7	0.0
Chips (potato, corn, etc.).....	02	890172	7.1	4.0	0.8	0.1	0.2	0.4
Potato chips and sticks, plain and flavored.....	02	8901721	3.0	2.3	0.0	0.0	0.3	-1.2
Corn chips and related products.....	02	8901722	11.9	7.6	1.8	0.0	0.0	0.2
Other chips, sticks (hard pretzels, bacon rinds, popcorn (except candied), etc.).....	02	8901723	7.1	2.1	0.5	0.2	0.4	2.8
Vinegar and cider.....	02	890174	11.6	-0.1	0.5	0.0	4.4	0.0
Other food preparations.....	02	890175	22.1	-0.5	0.1	8.1	7.3	2.8
Prepared animal feeds.....	02	9	11.1	-0.5	0.1	0.3	3.0	2.8
Soybean cake, meal, and other byproducts.....	02	92	0.6	-0.9	0.1	0.7	5.0	1.3
Soybean cake, meal, and byproducts.....	02	9201	0.6	-0.9	0.1	0.7	5.0	1.3
Soybean cake, meal, and byproducts.....	02	920112	0.6	-0.9	0.1	0.7	5.0	1.3
Soybean cake and meal.....	02	9201121	-1.1	-1.8	0.1	1.6	4.6	1.4
Other soybean products, including isolates and concentrates.....	02	9201122	26.3	10.3	0.5	-9.9	10.8	-0.7
Formula feeds.....	02	93	14.4	-0.7	0.9	1.7	2.7	2.7
Formula feeds.....	02	9301	14.4	-0.7	0.9	1.7	2.7	2.7
Chicken and turkey feed, supplements, concentrates, and premixes.....	02	930102	14.6	-2.9	0.0	1.8	3.4	3.8
Dairy cattle feed, supplements, concentrates, and premixes.....	02	930110	10.0	1.7	1.3	1.6	1.9	3.3
Swine feed, supplements, concentrates, and premixes.....	02	930115	26.2	0.8	1.9	2.6	3.0	1.2
Beef cattle feed, supplements, concentrates, and premixes.....	02	930117	12.4	0.0	1.2	1.6	2.1	1.1
Poultry, exc. chicken and turkey, and livestock, exc. cattle and swine, feed.....	02	930118	8.8	0.4	2.5	0.7	1.3	0.7
Miscellaneous feedstuffs.....	02	94	13.1	-0.3	-0.5	-0.8	2.4	3.5
Pet food.....	02	9402	9.4	0.1	0.2	0.2	1.0	1.5
Dog and cat food.....	02	940202	9.2	0.0	0.1	0.2	0.9	1.7
Dog food.....	02	9402021	8.7	0.0	0.1	0.2	1.2	0.6
Canned dog food.....	02	94020211	11.8	0.0	0.0	-0.1	0.3	0.0
Dry and semi moist dog food.....	02	94020214	7.5	0.0	0.2	0.3	1.5	0.8
Cat food.....	02	9402022	10.5	0.0	0.1	0.1	0.2	4.7
Canned cat food.....	02	94020224	12.3	0.0	0.0	0.0	0.0	6.7
Dry and semi moist cat food.....	02	94020225	7.6	0.0	0.3	0.2	0.6	1.6
Pet (excluding dog and cat), laboratory, and fur animal feed.....	02	940203	11.3	1.1	0.5	0.8	1.5	0.3
Miscellaneous feedstuffs other than pet food.....	02	9403	19.5	-0.9	-1.5	-2.6	5.0	6.8
Meat meal and meat and bone meal.....	02	940301	-2.0	-16.7	-21.4	-7.4	13.0	55.4
Wet process corn byproducts.....	02	940317	28.1	10.4	-0.7	-3.0	5.6	4.8
Other animal feeds, including fertilizer byproducts and feather.....	02	940325	5.1	-2.4	-1.1	3.9	4.3	2.7
Animal and marine feed and fertilizer byproducts, except meat and bone meal.....	02	9403252	-3.0	-4.0	-1.9	6.6	6.6	3.5
Other prepared animal feeds, including feeding materials and adjuncts.....	02	9403253	14.1	-0.9	-0.4	1.6	2.3	2.0
Miscellaneous byproducts of slaughtering plants.....	02	940333	32.7	-4.1	1.8	-5.8	3.7	3.1
Textile products and apparel.....	03	-	15.2	1.6	0.9	0.6	1.3	1.2
Synthetic fibers.....	03	1	16.3	1.7	-0.3	-0.8	0.4	0.7
Unprocessed filament yarns.....	03	15	16.3	1.7	-0.3	-0.8	0.4	0.7

See footnotes at end of table.

Table 7. Producer price index percentage changes for commodity and service groupings and individual items, not seasonally adjusted — Continued
[February 2022]

Title	Commodity code		Unadjusted 12-month percent change ¹	Unadjusted 1-month percent change ¹				
	Group code	Item code		Feb. 2021 to Feb. 2022 ^P	Sept. to Oct.	Oct. to Nov. ^P	Nov. to Dec. ^P	Dec. to Jan. ^P
Noncellulosic fibers.....	03	1502	16.3	1.7	-0.3	-0.8	0.4	0.7
Noncellulosic organic fibers.....	03	150241	23.4	2.3	-0.4	-1.1	1.1	0.9
Polyester manufactured fibers.....	03	1502411	33.8	8.8	0.0	-1.9	3.3	4.2
Other noncellulosic organic fibers, incl. polyamide, polyolefin, and producer-textured.....	03	1502412	20.7	0.7	-0.5	-0.8	0.5	0.0
Processed yarns and threads.....	03	2	24.5	3.5	3.6	0.2	2.2	1.4
Yarns.....	03	26	25.1	3.6	3.7	0.2	2.3	1.5
Spun cotton yarns.....	03	2601	36.0	9.4	7.3	0.2	0.6	2.3
Carded cotton spun yarns.....	03	260113	35.9	9.4	7.3	0.2	0.6	2.3
Spun synthetic yarns.....	03	2603	16.8	2.4	2.6	0.9	0.0	2.4
Spun synthetic yarns.....	03	260304	16.7	2.4	2.6	0.9	0.0	2.4
Textured and twisted yarns.....	03	2604	20.9	-0.2	1.6	0.0	4.3	0.5
Textured/cripped/bulked filament yarns, incl. stretch yarn, made from purchased filament yarn.....	03	260403	21.7	-0.3	1.6	0.0	4.9	-0.1
Other spun noncellulosic and natural fiber (excluding cotton and wool) yarns.....	03	2607	22.5	2.2	2.1	0.0	3.9	1.2
Other spun noncellulosic and natural fiber (excluding cotton and wool) yarns.....	03	260701	22.5	2.2	2.1	0.0	3.9	1.2
Thread.....	03	27	-	0.0	0.0	0.0	0.0	-
Thread.....	03	2705	-	0.0	0.0	0.0	0.0	-
Thread.....	03	270501	-	0.0	0.0	0.0	0.0	-
Greige fabrics.....	03	3	17.6	0.8	1.7	0.4	1.7	2.7
Greige broadwoven fabrics.....	03	37	10.8	0.1	0.9	0.6	1.7	1.6
Greige manmade, silk, and other natural fiber (exc cotton/wool) broadwoven fabrics.....	03	3703	10.7	0.9	1.0	0.6	0.8	1.5
Greige manmade, silk, and other natural fiber (exc cotton/wool) broadwoven fabrics.....	03	370304	10.7	0.9	1.0	0.6	0.8	1.5
Greige knit fabrics.....	03	38	8.7	0.9	0.7	0.1	0.2	1.3
Weft (circular) knit fabrics, greige goods (excluding hosiery).....	03	3803	5.4	0.2	0.3	0.0	0.0	0.9
Weft (circular) knit fabrics, greige goods (excluding hosiery).....	03	380301	5.4	0.2	0.3	0.0	0.0	0.9
Warp knit fabrics, greige goods (excluding hosiery).....	03	3804	14.7	2.2	1.6	0.3	0.6	2.0
Warp knit fabrics, greige goods (excluding hosiery).....	03	380401	14.7	2.2	1.6	0.3	0.6	2.0
Tire cord and tire fabric.....	03	39	38.9	-	-	-	2.2	5.7
Tire cord and tire fabrics.....	03	3901	38.9	-	-	-	2.2	5.7
Tire cord and tire fabrics.....	03	390101	38.9	-	-	-	2.2	5.7
Finished fabrics.....	03	4	15.2	1.5	0.9	0.6	1.2	1.4
Finished broadwoven fabrics.....	03	42	23.5	2.4	0.1	0.4	0.1	1.8
Finished cotton broadwoven fabrics.....	03	4201	-	6.5	0.0	0.1	0.0	-
Finished cotton broadwoven fabrics.....	03	420104	-	6.5	0.0	0.1	0.0	-
Finished manmade, silk, and other natural fiber (exc. cotton and wool) broadwoven fabrics.....	03	4203	25.3	1.3	0.1	0.3	0.1	0.8
Finished manmade, silk, and other natural fiber (exc. cotton and wool) broadwoven fabrics.....	03	420306	25.4	1.3	0.1	0.3	0.1	0.8
Finished manmade, silk, & natural fiber (exc cotton/wool) broadwoven, finished in weaving mills.....	03	4203061	-	-	0.3	0.8	0.3	2.3
Finished manmade fiber, silk and other natural fiber broadwoven fabrics, finishing mill.....	03	4203062	-	-	0.0	0.0	0.0	0.0
Woven and braided narrow fabrics.....	03	44	15.0	0.5	1.1	0.4	2.5	0.0
Woven and braided narrow fabrics.....	03	4402	15.0	0.5	1.1	0.4	2.5	0.0
Woven narrow fabrics (12 inches or less in width).....	03	440204	11.9	0.2	0.3	0.1	2.6	0.0
Braided narrow fabrics (12 inches or less in width).....	03	440205	21.3	1.1	2.5	0.9	2.2	0.0
Nonwoven fabrics and felts.....	03	45	14.4	1.1	0.8	0.2	1.4	1.6
Nonwoven fabrics and felts.....	03	4503	14.4	1.1	0.8	0.2	1.4	1.6
Nonwoven fabrics.....	03	450321	14.5	1.2	0.7	0.2	1.4	1.5
Pressed, punched, or needled felts, excluding hats.....	03	450333	11.1	0.2	3.2	0.1	0.0	2.6
Coated fabrics, not rubberized.....	03	46	10.0	1.0	-0.6	2.0	0.4	2.6
Coated fabrics, not rubberized.....	03	4601	10.0	1.0	-0.6	2.0	0.4	2.6
Vinyl coated fabrics, including expanded vinyl coated.....	03	460102	10.0	1.1	0.3	0.2	-0.3	2.3
Coated or laminated fabrics and coated yarns, incl. impregnated fabrics.....	03	460103	10.1	1.0	-0.9	2.7	0.6	2.7
Screen printed textile materials, embroideries, and lace goods.....	03	47	12.8	1.3	2.2	0.8	2.3	0.4
Screen printed textile and apparel materials and embroideries.....	03	4701	12.7	1.3	2.3	0.8	2.1	0.4
Embroideries (excluding Schiffli machine products) and embroidery contractors.....	03	470103	7.4	0.8	0.7	0.5	1.7	0.2

See footnotes at end of table.

Table 7. Producer price index percentage changes for commodity and service groupings and individual items, not seasonally adjusted — Continued
[February 2022]

Title	Commodity code		Unadjusted 12-month percent change ¹	Unadjusted 1-month percent change ¹				
	Group code	Item code		Feb. 2021 to Feb. 2022 ^P	Sept. to Oct.	Oct. to Nov. ^P	Nov. to Dec. ^P	Dec. to Jan. ^P
Screen printing on garments, apparel accessories, and other fabric articles, excluding labels.....	03	470108	14.3	1.4	2.7	0.9	2.3	0.3
Knit fabrics, finished in knitting mills.....	03	48	14.5	3.4	1.1	0.5	0.5	2.1
Weft (circular) knit fabrics, knit and finished in the same establishment (excluding hosiery).....	03	4801	22.0	6.0	1.4	0.0	0.0	4.1
Weft (circular) knit fabrics, knit and finished in the same establishment (excluding hosiery).....	03	480101	22.0	6.0	1.4	0.0	0.0	4.1
Warp knit goods, knit and finished in the same establishment.....	03	4802	8.1	1.1	0.8	1.0	1.0	0.4
Warp knit goods, knit and finished in the same establishment.....	03	480201	8.1	1.1	0.8	1.0	1.0	0.4
Warp knit fabrics, knit and finished in same establishment.....	03	4802011	8.2	1.1	0.7	1.1	1.1	0.4
Apparel & other fabricated textile prods.....	03	8	8.7	0.7	0.2	1.5	1.4	0.3
Apparel.....	03	81	3.7	0.3	0.3	0.2	1.2	0.0
Miscellaneous apparel and accessories.....	03	8104	7.5	0.1	0.1	0.6	2.9	0.3
Men's and boys' fabric, straw, and felt hats, made from purchased materials.....	03	810414	20.2	1.0	0.0	1.2	1.7	1.0
Hat bodies and fabric caps, made from purchased materials.....	03	810416	19.0	0.0	0.0	5.2	0.0	0.0
Gloves and mittens, made from purchased materials.....	03	810424	6.2	0.1	0.0	0.0	2.1	0.0
Leather and sheep-lined apparel, made from purchased materials.....	03	810428	2.6	0.0	0.3	0.0	1.2	0.0
Apparel and accessories, n.e.c.....	03	810441	5.6	0.1	0.1	0.0	3.7	0.3
All other cut and sew apparel, made from purchased materials.....	03	8104411	6.0	0.0	0.1	0.0	5.3	0.0
Team sport uniforms, men's and boys', made from purchased fabrics.....	03	81044111	11.6	0.0	0.0	0.0	7.9	0.0
Vestments and costumes, made from purchased materials.....	03	81044115	5.2	0.0	0.2	0.0	5.1	0.0
Fabricated apparel accessories.....	03	8104412	4.6	0.2	0.0	0.0	0.0	1.1
All other apparel accessories, made from purchased materials.....	03	81044125	4.3	0.0	0.0	0.0	0.0	1.0
Women's, girls', and infants' cut and sew apparel.....	03	8106	2.1	0.5	0.5	0.0	0.2	0.0
Women's and girls' knit shirts and blouses, made from purchased fabrics.....	03	810601	4.9	1.8	0.0	0.0	0.0	0.0
Women's and girls' woven shirts and blouses, made from purchased fabrics.....	03	810602	-0.1	0.0	0.0	0.0	0.0	0.0
Women's and girls' dresses, made from purchased fabrics.....	03	810611	0.2	0.0	0.0	0.0	0.2	0.0
Women's and girls' skirts, made from purchased fabrics.....	03	810623	5.7	0.0	0.0	0.0	6.4	0.0
Women's and girls' slacks, jeans, & jean-cut casual slacks (exc sweatpants), mfpm.....	03	810631	0.3	0.0	0.0	0.0	0.0	0.0
Women's and girls' swimwear, made from purchased fabrics.....	03	810632	1.7	1.0	0.4	0.0	0.0	0.0
Women's and girls' shorts, including tennis skirts, made from purchased fabrics.....	03	810637	-	0.0	0.6	0.0	3.9	-
Women's and girls' nontailored coats, jackets, vests, and washable service apparel, mfpm.....	03	810639	0.2	0.0	0.0	0.0	0.0	0.0
Women's and girls' underwear, excluding foundation garments, made from purchased fabrics.....	03	810641	0.5	0.0	0.0	0.0	0.3	0.0
Women's and girls' nightwear, excluding robes and dressing gowns, made from purchased fabrics.....	03	810642	0.1	0.0	0.0	0.0	0.0	0.0
Men's and boys' cut and sew apparel.....	03	8107	3.2	0.0	0.3	0.1	1.6	-0.7
Men's and boys' work clothing and washable service apparel (excl. work shirts and jeans), mfpm.....	03	810712	0.2	0.0	0.0	0.9	0.0	-1.7
Men's and boys' knit dress and sport shirts, made from purchased fabrics.....	03	810721	7.9	0.0	1.6	0.0	2.5	0.0
Men's and boys' woven dress and sport shirts, made from purchased fabrics.....	03	810722	0.4	0.0	-	-	-	-
Men's and boys' suits, coats, and overcoats.....	03	810735	1.0	0.0	0.0	0.0	0.0	0.0
Men's and boys' tailored overcoats, dress and sport coats, and vests.....	03	8107353	-	0.0	0.0	0.0	0.0	-
Men's and boys' nontailored coats, jackets, and vests (excl. ski apparel & work jackets).....	03	810741	2.6	0.0	1.0	0.1	0.3	0.0
Men's and boys' heavyweight nontailored coats, jackets, and vests (excl. ski apparel & work).....	03	8107411	2.0	0.0	0.0	0.1	0.5	0.0
Men's and boys' lightweight nontailored coats, jackets, and vests (excl. ski apparel & work).....	03	8107412	3.5	0.0	2.3	0.0	0.0	0.0
Men's and boys' shorts (including dress and athletic) and swimwear, made from purchased fabric.....	03	810742	4.3	1.8	0.0	0.0	0.1	0.0
Men's and boys' sweaters, sweatpants, jogging suits, beachwear (exc. swimwear), & ski apparel.....	03	810743	8.3	0.0	0.0	0.0	6.9	0.0
Men's and boys' nightwear, robes, and underwear, made from purchased fabrics.....	03	810761	9.8	0.0	-2.4	0.0	7.8	0.0
Apparel made in knitting mills.....	03	8108	3.2	0.4	0.0	0.0	0.9	0.5
Knit outerwear, underwear, and nightwear, made in knitting mills.....	03	810808	2.0	1.5	0.0	0.0	0.0	0.0
Hosiery and socks.....	03	810831	3.8	0.0	0.0	0.0	1.2	0.8
Textile house furnishings.....	03	82	5.9	1.1	0.4	0.0	1.3	-2.8
Textile house furnishings.....	03	8203	5.9	1.1	0.4	0.0	1.3	-2.8

See footnotes at end of table.

Table 7. Producer price index percentage changes for commodity and service groupings and individual items, not seasonally adjusted — Continued
[February 2022]

Title	Commodity code		Unadjusted 12-month percent change ¹	Unadjusted 1-month percent change ¹				
	Group code	Item code		Feb. 2021 to Feb. 2022 ^P	Sept. to Oct.	Oct. to Nov. ^P	Nov. to Dec. ^P	Dec. to Jan. ^P
Curtains and draperies, made from purchased materials.....	03	820304	5.1	0.0	0.3	0.0	0.4	1.1
Other textiles, including towels and bed textiles.....	03	820312	6.2	1.4	0.4	0.0	1.6	-3.8
Fabricated textile products, made in weaving mills.....	03	8203121	7.0	9.4	0.0	0.0	-3.5	0.0
Other household textile products.....	03	8203122	6.1	1.0	0.4	0.0	1.8	-4.0
Bedspreads, made from purchased materials.....	03	82031221	10.9	0.0	2.3	0.0	0.0	0.0
Sheets and pillowcases, made from purchased materials.....	03	82031223	30.0	0.0	0.0	0.0	0.0	0.0
Other household furnishings, made from purchased materials.....	03	82031226	3.0	1.2	0.4	0.0	2.2	-4.8
Industrial and other fabricated products.....	03	83	15.3	1.0	0.1	3.6	1.8	2.0
Industrial and other fabricated products.....	03	8303	15.3	1.0	0.1	3.6	1.8	2.0
Rope, cordage, and twine.....	03	830321	17.6	0.4	0.2	0.3	0.9	-0.7
Duffle bags.....	03	830333	-	0.0	0.0	0.0	-	-
All other textile bags.....	03	830334	-	0.2	0.0	0.1	3.6	-
Canvas and related products.....	03	830345	15.7	1.1	0.0	2.3	2.6	1.9
All other fabricated textile products, excluding trimming and findings.....	03	830351	12.7	1.2	0.1	5.6	0.9	1.0
All other miscellaneous fabricated textile products.....	03	8303516	7.4	1.6	0.2	0.1	1.4	1.5
Trimming and findings, excluding automobile and apparel.....	03	830361	13.9	2.1	0.0	-1.5	0.3	0.0
Miscellaneous textile products/services.....	03	9	30.1	4.7	2.4	1.4	1.5	5.4
Miscellaneous textile products/services.....	03	94	30.1	4.7	2.4	1.4	1.5	5.4
Miscellaneous textile products/services.....	03	9401	30.1	4.7	2.4	1.4	1.5	5.4
Textile and fabric finishing, except broadwoven.....	03	940103	25.9	3.4	3.3	1.4	2.0	5.4
Hides, skins, leather, and related products.....	04	-	4.1	-4.2	-3.2	-1.1	-0.8	1.0
Hides and skins, incl. cattle.....	04	1	-1.5	-11.0	-10.1	-5.6	-3.0	3.1
Hides and skins, incl. cattle.....	04	19	-1.4	-11.0	-10.1	-5.6	-3.0	3.1
Hides, skins, and pelts, made in slaughtering plants.....	04	1901	-1.4	-11.0	-10.1	-5.6	-3.0	3.1
Hides, skins, and pelts, made in slaughtering plants.....	04	190108	-1.4	-11.0	-10.1	-5.6	-3.0	3.1
Leather.....	04	2	6.5	-7.7	-6.9	0.1	-2.3	0.2
Finished and unfinished leather.....	04	27	6.5	-7.7	-6.9	0.1	-2.3	0.2
Finished and unfinished leather.....	04	2701	6.5	-7.7	-6.9	0.1	-2.3	0.2
Finished and unfinished leather.....	04	270102	6.5	-7.7	-6.9	0.1	-2.3	0.2
Footwear.....	04	3	6.7	0.9	2.4	0.6	0.0	0.2
Men's nonathletic footwear.....	04	31	6.6	0.1	3.1	0.5	0.0	0.3
Men's footwear (size 6 and larger), excluding athletic.....	04	3105	6.6	0.1	3.1	0.5	0.0	0.3
Men's footwear (size 6 and larger), excluding athletic.....	04	310501	6.6	0.1	3.1	0.5	0.0	0.3
Women's nonathletic footwear.....	04	32	4.1	1.1	1.0	1.0	0.0	0.0
Women's footwear (size 4 and larger), excluding athletic.....	04	3205	4.2	1.1	1.0	1.0	0.0	0.0
Women's footwear (size 4 and larger), excluding athletic.....	04	320501	4.1	1.1	1.0	1.0	0.0	0.0
Other leather and related products.....	04	4	4.7	0.5	0.3	0.3	1.1	0.7
Luggage and small leather goods.....	04	41	1.9	0.0	0.3	0.0	0.4	0.7
Luggage and small leather goods.....	04	4101	1.9	0.0	0.3	0.0	0.4	0.7
Luggage (including suitcases, travel bags, backpacks, and other types).....	04	410112	1.4	0.0	0.8	0.0	0.0	0.0
Women's and children's handbags and purses.....	04	410128	0.3	0.0	0.0	0.1	0.0	-0.2
Personal leather goods (excluding women's handbags and purses).....	04	410132	6.3	0.0	0.0	0.0	2.0	4.2
Leather and leather-like goods, n.e.c.....	04	45	8.3	1.0	0.3	0.7	1.9	0.7
Leather and leather-like goods, n.e.c.....	04	4501	8.3	1.0	0.3	0.7	1.9	0.7
All other leather goods.....	04	450101	8.4	1.2	0.3	0.8	2.1	0.8
Boot and shoe cut stock and findings.....	04	4501011	8.2	3.0	0.0	0.0	0.0	5.1
All other miscellaneous leather goods.....	04	4501014	8.3	0.8	0.4	1.0	2.6	0.0
Leather belts, made from purchased materials.....	04	450111	7.9	0.0	0.0	0.0	0.4	0.0
Fuels and related products and power.....	05	-	39.3	6.8	1.2	-5.7	3.0	11.6
Coal.....	05	1	21.9	-1.9	0.6	0.7	15.9	2.6
Anthracite.....	05	11	6.9	0.0	4.0	3.7	0.0	0.0
Prepared anthracite shipped.....	05	1101	7.5	0.0	4.7	3.7	0.0	0.0
Prepared anthracite shipped.....	05	110117	7.5	0.0	4.7	3.7	0.0	0.0
Bituminous coal and lignite.....	05	12	22.0	-1.9	0.6	0.7	16.0	2.6
Unprepared bituminous coal and lignite.....	05	1208	-	1.6	-1.6	10.4	-5.8	-
Unprepared bituminous coal and lignite.....	05	12081	-	1.6	-1.6	10.4	-5.8	-
Unprepared bituminous coal and lignite from surface mine.....	05	120811	-	1.6	-1.6	10.4	-5.8	-
Prepared bituminous coal and lignite.....	05	1209	27.3	-2.5	1.0	-0.9	20.1	3.0

See footnotes at end of table.

Table 7. Producer price index percentage changes for commodity and service groupings and individual items, not seasonally adjusted — Continued
 [February 2022]

Title	Commodity code		Unadjusted 12-month percent change ¹	Unadjusted 1-month percent change ¹				
	Group code	Item code		Feb. 2021 to Feb. 2022 ^P	Sept. to Oct.	Oct. to Nov. ^P	Nov. to Dec. ^P	Dec. to Jan. ^P
Prepared bituminous coal & lignite, washed by wet-washing, pneumatic, or other.....	05	12091	43.9	-5.1	-0.6	-0.3	34.0	5.4
Prepared bituminous coal & lignite surface mine, wet-washing, pneumatic, or other.....	05	120911	7.0	1.5	-0.4	0.4	3.6	0.0
Prepared bituminous coal & lignite underground mine, wet-washing, pneumatic, or other.....	05	120912	62.0	-8.0	-0.7	-0.6	49.4	7.3
Prepared bituminous coal & lignite, mechanically crushed/screened/sized only.....	05	12092	4.8	1.2	3.0	-1.8	1.7	-1.2
Prepared bituminous coal & lignite surface mine, mechanically crushed/screened/sized only.....	05	120921	4.3	1.0	0.9	-0.5	-0.2	0.9
Prepared bituminous coal underground mine, mechanically crushed/screened/sized only.....	05	120922	6.4	1.7	11.0	-6.1	8.6	-8.1
Gas fuels.....	05	3	49.0	23.3	1.4	-15.0	-15.9	52.7
Natural gas.....	05	31	47.6	25.4	3.9	-14.8	-21.5	65.1
Natural gas.....	05	3101	47.6	25.4	3.9	-14.8	-21.5	65.1
Natural gas.....	05	310105	47.6	25.4	3.9	-14.8	-21.5	65.1
Natural gas from the wellhead.....	05	3101051	42.7	24.9	3.5	-15.2	-25.8	76.6
Natural gas from processing facilities.....	05	3101052	97.8	29.1	6.2	-12.5	7.4	11.4
Liquefied petroleum gas.....	05	32	57.2	14.6	-9.9	-15.9	14.1	8.1
Liquefied petroleum gas.....	05	3201	57.2	14.6	-9.9	-15.9	14.1	8.1
Isopentane and natural gasoline.....	05	320102	62.7	13.6	-4.5	-6.9	15.2	10.9
Propane.....	05	320104	49.2	13.9	-14.0	-19.1	12.9	15.2
Butane.....	05	320105	70.4	13.4	-10.9	-14.6	15.9	5.8
Plant condensate, ethane, gas mixtures, and other natural gas liquids..	05	320108	56.3	15.8	-8.7	-16.9	13.9	4.1
Electric power.....	05	4	11.5	-3.2	-0.7	-0.5	4.3	2.2
Residential electric power.....	05	41	8.3	-2.4	-0.4	0.3	3.1	1.2
Residential electric power.....	05	4121	8.3	-2.4	-0.4	0.3	3.1	1.2
Residential electric power.....	05	412101	8.3	-2.4	-0.4	0.3	3.1	1.2
Residential electric power, New England.....	05	4121011	11.3	3.4	0.0	0.0	9.0	0.1
Residential electric power, Middle Atlantic.....	05	4121012	19.1	-1.0	-2.2	2.8	8.8	1.9
Residential electric power, East North Central.....	05	4121013	3.0	-6.9	0.4	-0.3	-0.8	2.1
Residential electric power, West North Central.....	05	4121014	0.7	-10.4	-0.1	-1.5	0.1	0.2
Residential electric power, South Atlantic.....	05	4121015	5.8	-4.2	0.7	0.4	2.4	0.4
Residential electric power, East South Central.....	05	4121016	5.4	-2.1	1.2	1.9	0.9	-1.8
Residential electric power, West South Central.....	05	4121017	10.2	-1.7	-2.1	-1.1	1.8	5.6
Residential electric power, Mountain.....	05	4121018	5.2	0.4	-2.9	-0.1	0.6	0.8
Residential electric power, Pacific.....	05	4121019	11.3	3.2	0.4	0.1	5.1	0.0
Commercial electric power.....	05	42	13.7	-4.3	-1.2	-1.3	5.6	3.0
Commercial electric power.....	05	4221	13.7	-4.3	-1.2	-1.3	5.6	3.0
Commercial electric power.....	05	422101	13.7	-4.3	-1.2	-1.3	5.6	3.0
Commercial electric power, New England.....	05	4221011	11.4	-0.7	0.0	0.0	8.8	0.0
Commercial electric power, Middle Atlantic.....	05	4221012	43.2	-4.1	-2.5	3.7	19.4	13.5
Commercial electric power, East North Central.....	05	4221013	1.7	-5.9	1.0	-1.1	-1.4	0.9
Commercial electric power, West North Central.....	05	4221014	1.9	-7.6	-0.3	-2.3	0.5	1.1
Commercial electric power, South Atlantic.....	05	4221015	8.7	-1.0	0.0	0.7	3.7	0.1
Commercial electric power, East South Central.....	05	4221016	5.8	-1.9	-1.9	3.2	1.6	-1.9
Commercial electric power, West South Central.....	05	4221017	10.1	-4.1	-5.2	-0.6	1.3	1.1
Commercial electric power, Mountain.....	05	4221018	7.1	1.1	-2.0	0.3	1.1	1.3
Commercial electric power, Pacific.....	05	4221019	10.4	-8.8	-0.4	-10.4	5.1	0.1
Industrial electric power.....	05	43	15.1	-3.0	-0.7	-0.8	4.6	3.0
Industrial electric power.....	05	4321	15.1	-3.0	-0.7	-0.8	4.6	3.0
Industrial electric power.....	05	432101	15.1	-3.0	-0.7	-0.8	4.6	3.0
Industrial electric power, New England.....	05	4321011	50.9	4.7	3.8	7.6	51.0	-4.0
Industrial electric power, Middle Atlantic.....	05	4321012	28.6	4.6	-1.8	3.3	4.9	7.2
Industrial electric power, East North Central.....	05	4321013	9.3	-7.4	1.0	-1.3	0.4	5.3
Industrial electric power, West North Central.....	05	4321014	4.8	-8.6	-4.0	0.4	-0.8	3.1
Industrial electric power, South Atlantic.....	05	4321015	4.7	-0.6	0.6	0.5	1.1	0.2
Industrial electric power, East South Central.....	05	4321016	9.6	-3.1	-0.5	1.7	2.7	-0.3
Industrial electric power, West South Central.....	05	4321017	10.7	-3.9	0.4	-0.1	0.7	1.2
Industrial electric power, Mountain.....	05	4321018	39.0	15.0	-5.3	-5.1	0.1	14.5
Industrial electric power, Pacific.....	05	4321019	9.3	-11.2	-1.3	-8.3	4.9	0.1
Transportation electric power.....	05	46	15.0	-1.9	-0.3	0.7	3.6	5.3
Transportation electric power.....	05	4621	15.0	-1.9	-0.3	0.7	3.6	5.3
Transportation electric power.....	05	462111	15.0	-1.9	-0.3	0.7	3.6	5.3

See footnotes at end of table.

Table 7. Producer price index percentage changes for commodity and service groupings and individual items, not seasonally adjusted — Continued
 [February 2022]

Title	Commodity code		Unadjusted 12-month percent change ¹	Unadjusted 1-month percent change ¹				
	Group code	Item code		Feb. 2021 to Feb. 2022 ^P	Sept. to Oct.	Oct. to Nov. ^P	Nov. to Dec. ^P	Dec. to Jan. ^P
Utility natural gas.....	05	5	41.0	11.4	12.9	-2.1	-3.2	-3.0
Residential natural gas.....	05	51	25.6	3.9	2.5	0.2	0.7	0.2
Residential natural gas.....	05	5121	25.6	3.9	2.5	0.2	0.7	0.2
Residential natural gas.....	05	512101	25.6	3.9	2.5	0.2	0.7	0.2
Residential natural gas, New England.....	05	5121011	12.3	2.0	21.7	1.6	-1.9	-0.3
Residential natural gas, Middle Atlantic.....	05	5121012	36.4	2.8	-0.1	2.2	0.4	0.4
Residential natural gas, East North Central.....	05	5121013	29.6	0.8	1.8	-3.1	-2.2	3.2
Residential natural gas, West North Central.....	05	5121014	34.3	6.7	-1.1	4.0	-1.7	-0.2
Residential natural gas, South Atlantic.....	05	5121015	16.7	7.6	0.7	-1.6	-2.2	0.8
Residential natural gas, East South Central.....	05	5121016	31.2	1.1	7.8	3.0	1.4	-0.5
Residential natural gas, West South Central.....	05	5121017	20.8	4.6	5.3	-0.6	1.6	3.5
Residential natural gas, Mountain.....	05	5121018	20.3	6.1	3.0	0.5	1.4	1.5
Residential natural gas, Pacific.....	05	5121019	19.7	6.5	0.7	1.7	9.0	-6.7
Commercial natural gas.....	05	52	29.0	6.8	4.9	-0.2	1.3	-0.6
Commercial natural gas.....	05	5221	29.0	6.8	4.9	-0.2	1.3	-0.6
Commercial natural gas.....	05	522101	29.0	6.8	4.9	-0.2	1.3	-0.6
Commercial natural gas, New England.....	05	5221011	14.4	4.2	26.1	2.2	-1.8	-0.1
Commercial natural gas, Middle Atlantic.....	05	5221012	23.9	4.1	0.2	0.9	0.4	0.5
Commercial natural gas, East North Central.....	05	5221013	40.0	3.7	4.0	-2.5	-1.3	4.2
Commercial natural gas, West North Central.....	05	5221014	33.2	9.6	-2.5	0.9	-4.2	0.3
Commercial natural gas, South Atlantic.....	05	5221015	21.9	9.4	2.1	-3.3	-0.1	0.6
Commercial natural gas, East South Central.....	05	5221016	30.9	3.9	5.1	0.8	-1.3	1.6
Commercial natural gas, West South Central.....	05	5221017	33.9	6.1	10.9	-2.3	-0.5	1.8
Commercial natural gas, Mountain.....	05	5221018	21.2	7.7	3.7	0.5	1.8	-3.5
Commercial natural gas, Pacific.....	05	5221019	31.3	13.8	7.1	4.2	13.1	-9.9
Industrial natural gas.....	05	53	48.8	13.3	4.0	-1.7	-3.9	7.7
Industrial natural gas.....	05	5321	48.8	13.3	4.0	-1.7	-3.9	7.7
Industrial natural gas.....	05	532101	48.8	13.3	4.0	-1.7	-3.9	7.7
Industrial natural gas, New England.....	05	5321011	20.0	6.9	30.9	2.7	-2.9	-0.6
Industrial natural gas, Middle Atlantic.....	05	5321012	26.0	22.7	0.6	-1.3	-3.8	2.0
Industrial natural gas, East North Central.....	05	5321013	73.1	3.0	3.3	-1.4	1.9	2.3
Industrial natural gas, West North Central.....	05	5321014	34.5	7.9	-0.9	6.2	-4.4	-0.9
Industrial natural gas, South Atlantic.....	05	5321015	20.8	10.4	2.3	0.9	-2.9	0.2
Industrial natural gas, East South Central.....	05	5321016	47.1	3.2	12.4	2.6	-1.4	-0.2
Industrial natural gas, West South Central.....	05	5321017	73.4	30.4	3.4	-8.3	-12.1	26.5
Industrial natural gas, Mountain.....	05	5321018	29.1	1.9	7.3	0.6	1.0	0.2
Industrial natural gas, Pacific.....	05	5321019	25.3	6.8	4.7	3.7	2.2	2.4
Natural gas to electric power.....	05	54	66.4	22.2	27.3	-4.5	-7.9	-7.8
Natural gas to electric power.....	05	5421	66.4	22.2	27.3	-4.5	-7.9	-7.8
Natural gas to electric power.....	05	542101	66.4	22.2	27.3	-4.5	-7.9	-7.8
Crude petroleum (domestic production).....	05	6	66.6	13.8	1.0	-11.8	15.7	13.7
Crude petroleum (domestic production).....	05	61	66.6	13.8	1.0	-11.8	15.7	13.7
Crude petroleum (domestic production).....	05	6101	66.6	13.8	1.0	-11.8	15.7	13.7
Crude petroleum (domestic production).....	05	610102	66.6	13.8	1.0	-11.8	15.7	13.7
Petroleum products, refined.....	05	7	57.1	8.5	0.0	-6.6	5.6	12.5
Gasoline.....	05	71	60.6	6.1	1.0	-8.5	6.1	12.3
Unleaded premium gasoline.....	05	7103	55.1	3.9	1.9	-8.0	4.2	12.0
Unleaded premium gasoline.....	05	710304	55.2	3.9	1.9	-8.0	4.2	12.0
Unleaded regular gasoline.....	05	7104	62.5	6.5	0.7	-8.6	6.5	12.5
Unleaded regular gasoline.....	05	710404	62.5	6.5	0.7	-8.6	6.5	12.5
Unleaded mid-premium gasoline.....	05	7105	50.4	6.6	1.6	-8.0	2.4	12.2
Unleaded mid-premium gasoline.....	05	710504	50.5	6.6	1.6	-8.0	2.4	12.2
Kerosene and jet fuels.....	05	72	74.9	12.5	3.5	-9.9	12.9	14.6
Kerosene.....	05	7202	66.4	14.2	-2.0	-8.7	8.3	16.1
Kerosene.....	05	720201	66.4	14.2	-2.0	-8.7	8.3	16.1
Jet fuel.....	05	7203	75.2	12.4	3.8	-9.9	13.1	14.5
Jet fuel.....	05	720301	75.3	12.4	3.8	-9.9	13.1	14.5
Light fuel oils.....	05	73	58.7	12.1	-1.9	-5.6	5.5	14.8
Home heating oil and distillates.....	05	7302	77.2	15.3	-0.2	-8.3	12.0	21.4
Home heating oil and distillates.....	05	730201	77.2	15.3	-0.2	-8.3	12.0	21.4
No. 2 diesel fuel.....	05	7303	57.5	11.9	-2.0	-5.4	5.0	14.3
No. 2 diesel fuel.....	05	730302	57.5	11.9	-2.0	-5.4	5.0	14.3

See footnotes at end of table.

Table 7. Producer price index percentage changes for commodity and service groupings and individual items, not seasonally adjusted — Continued
[February 2022]

Title	Commodity code		Unadjusted 12-month percent change ¹	Unadjusted 1-month percent change ¹				
	Group code	Item code		Feb. 2021 to Feb. 2022 ^P	Sept. to Oct.	Oct. to Nov. ^P	Nov. to Dec. ^P	Dec. to Jan. ^P
Residual fuels (heavy fuel oils, incl. #5, #6, & other residual fuels).....	05	74	37.2	9.4	4.3	-0.9	-6.2	14.8
Residual fuels (heavy fuel oils, incl. #5, #6, & other residual fuels).....	05	7407	37.2	9.4	4.3	-0.9	-6.2	14.8
Residual fuels (heavy fuel oils, incl. #5, #6, & other residual fuels).....	05	740703	37.2	9.4	4.3	-0.9	-6.2	14.8
Finished lubricants.....	05	76	14.8	3.4	0.0	0.2	0.8	0.4
Lubricating and similar oils.....	05	7604	15.4	3.7	0.0	0.2	0.8	0.5
Lubricating and similar oils not from petroleum refineries.....	05	760401	15.4	3.7	0.0	0.2	0.8	0.5
Lubricating oil base stocks.....	05	78	46.2	0.6	-5.3	0.4	1.8	1.2
Lubricating oil base stocks.....	05	7801	46.2	0.6	-5.3	0.4	1.8	1.2
Lubricating oil base stocks.....	05	780121	46.2	0.6	-5.3	0.4	1.8	1.2
Asphalt and other petroleum and coal products, n.e.c.....	05	8	42.7	1.3	10.0	8.1	-0.8	8.6
Asphalt and other petroleum and coal products, n.e.c.....	05	81	42.7	1.3	10.0	8.1	-0.8	8.6
Asphalt.....	05	8102	37.5	-1.4	8.1	-6.3	-1.3	11.1
Asphalt.....	05	810212	37.5	-1.4	8.1	-6.3	-1.3	11.1
Other petroleum and coal products, including coke oven products, n.e.c....	05	8103	45.9	3.3	11.4	18.5	-0.5	7.1
Other petroleum and coal products, including coke oven products, n.e.c....	05	810319	45.9	3.3	11.4	18.5	-0.5	7.1
Other petroleum and coal products, made in coke oven establishments.....	05	8103191	25.0	0.2	0.1	3.5	2.8	5.3
Chemicals and allied products.....	06	—	17.0	1.0	1.2	-0.4	0.6	1.1
Industrial chemicals.....	06	1	26.2	1.6	2.6	-1.6	-0.3	1.4
Basic inorganic chemicals.....	06	13	19.9	0.5	1.1	1.9	3.7	2.3
Inorganic chemicals, other than alkalis and chlorine.....	06	1302	11.6	-0.7	1.2	1.6	-0.3	1.9
Aluminum compounds.....	06	130209	3.2	-3.1	0.4	0.0	4.7	0.6
Inorganic acids, inc. hydrochloric, sulfuric acid and other.....	06	13020T	53.2	1.7	0.5	9.9	1.0	2.4
Sulfuric acid.....	06	13020T1	64.3	0.8	-0.6	14.2	0.0	0.0
Lime.....	06	130213	4.2	0.0	0.0	0.0	3.2	0.6
Potassium & sodium compounds, ex. bleaches.....	06	130217	20.3	1.1	2.3	1.7	2.4	4.3
Rock salt.....	06	130271	3.9	0.5	1.8	-1.8	2.2	0.0
Other inorganic chemicals, nec.....	06	130283	4.0	-1.4	1.2	0.6	-2.8	0.9
All other inorganic chemicals.....	06	1302833	11.8	0.0	2.0	1.0	1.0	1.5
Alkalis and chlorine, including natural sodium carbonate and sulfate.....	06	1303	40.9	3.2	1.0	2.7	12.8	3.1
Natural sodium carbonate and sulfate.....	06	130301	18.4	2.4	-0.5	2.4	4.8	2.7
Chlorine, sodium hydroxide, and other alkalis.....	06	130302	45.6	3.3	1.3	2.7	14.3	3.2
Sodium hydroxide (caustic soda).....	06	1303024	57.5	6.4	1.4	5.5	14.7	1.6
Other alkalis.....	06	1303028	30.6	0.2	1.8	-0.5	9.3	6.3
Basic organic chemicals.....	06	14	27.2	1.8	2.8	-2.1	-0.9	1.3
Primary basic organic chemicals.....	06	1401	34.6	2.7	-0.8	-7.5	1.4	6.2
Aromatics.....	06	140197	42.6	-2.7	5.4	-2.5	3.5	6.9
Liquid refinery gases.....	06	140198	32.5	4.2	-2.4	-9.0	0.7	6.0
Cyclic intermediate chemicals and dyes.....	06	1402	40.5	1.8	1.5	2.2	0.5	1.2
Cyclic intermediate chemicals.....	06	140281	40.2	1.5	1.6	2.2	-0.5	1.2
Synthetic organic dyes.....	06	140282	44.8	4.9	0.6	2.7	14.8	1.7
Other basic organics.....	06	1403	21.6	1.2	5.5	1.2	-2.5	-2.0
Ethanol (ethyl alcohol).....	06	140341	29.9	0.6	18.8	5.0	-16.7	-11.0
Other basic organics, n.e.c.....	06	140399	19.4	1.3	1.2	-0.2	3.2	0.9
Fatty acids.....	06	1403991	48.7	6.0	0.8	-1.6	-1.8	3.2
Bulk pesticides and other bulk synthetic organic agricultural chemicals, excluding preparation.....	06	1403992	43.1	6.4	0.0	0.0	5.7	0.0
Industrial organic flavor oil mixtures and blends.....	06	1403993	8.9	0.0	1.6	0.0	3.6	0.1
Natural organic chemicals.....	06	1403995	28.3	1.5	-0.3	0.4	21.7	0.7
Synthetic organic chemicals for use as flavor and perfume materials.....	06	1403997	10.7	2.7	0.2	0.3	5.8	1.9
Synthetic organic plasticizers.....	06	1403999	41.8	1.0	6.3	10.3	0.8	-0.2
Other synthetic organic chemicals.....	06	140399A	22.7	1.0	4.4	2.3	1.5	3.0
Miscellaneous end use chemicals and chemical products, excluding urea.....	06	140399B	7.2	0.4	0.1	0.0	2.6	1.2
Miscellaneous cyclic and acyclic chemicals and chemical products, excluding fatty acid esters.....	06	140399C	32.7	0.7	3.0	-4.5	5.1	-1.2
Paints and allied products.....	06	2	19.7	1.1	1.5	0.5	5.3	1.2
Prepared paint.....	06	21	21.1	1.1	0.8	1.0	6.5	0.6
Architectural coatings.....	06	2101	20.3	0.9	0.9	0.7	8.9	0.2
Architectural coatings.....	06	210104	20.3	0.9	0.9	0.7	8.9	0.2
Exterior architectural coatings.....	06	2101041	27.5	1.9	2.3	1.5	9.0	0.1
Interior architectural coatings.....	06	2101042	16.4	0.3	0.2	0.2	8.8	0.3

See footnotes at end of table.

Table 7. Producer price index percentage changes for commodity and service groupings and individual items, not seasonally adjusted — Continued
[February 2022]

Title	Commodity code		Unadjusted 12-month percent change ¹	Unadjusted 1-month percent change ¹				
	Group code	Item code		Feb. 2021 to Feb. 2022 ^P	Sept. to Oct.	Oct. to Nov. ^P	Nov. to Dec. ^P	Dec. to Jan. ^P
OEM finishes excluding marine coatings.....	06	2102	17.4	1.6	0.7	2.1	2.0	1.0
OEM finishes excluding marine coatings.....	06	210201	17.4	1.6	0.7	2.1	2.0	1.0
Transportation finishes, except powdered and high-solids coatings. . .	06	2102011	2.7	1.4	-0.2	0.4	0.5	0.0
All other product finishes for original equipment manufacturers (OEM), excluding marine coating.....	06	2102012	24.2	1.7	1.1	2.8	2.5	1.3
Special purpose coatings, incl. marine, industrial & construction coatings.....	06	2103	26.8	1.0	0.7	0.5	7.7	0.9
Special purpose coatings, incl. marine, industrial & construction coatings.....	06	210301	26.8	1.0	0.7	0.5	7.7	0.9
Paint materials.....	06	22	15.6	0.9	4.0	-1.2	1.8	3.3
Paint colors.....	06	2202	17.1	1.0	4.5	-1.4	1.5	3.7
All other inorganic pigments, including TiO2, chrome colors, and other white opaque pigments.....	06	22020N	-	1.1	5.6	-1.3	1.3	4.7
Synthetic organic pigments.....	06	220298	15.9	0.5	0.9	-1.7	2.4	0.1
Kaolin and ball clay.....	06	2204	4.7	0.0	0.0	0.0	3.6	0.0
Kaolin and ball clay.....	06	220407	4.7	0.0	0.0	0.0	3.6	0.0
Allied and miscellaneous paint products.....	06	23	18.6	1.4	0.8	1.0	4.0	0.2
Allied and miscellaneous paint products.....	06	2301	18.6	1.4	0.8	1.0	4.0	0.2
Allied and miscellaneous paint products.....	06	230104	18.6	1.4	0.8	1.0	4.0	0.2
Drugs and pharmaceuticals.....	06	3	2.3	0.1	0.0	0.6	1.4	0.3
Medicinal and botanical chemicals, drugs, and other products.....	06	31	2.1	0.0	-0.1	0.2	1.7	0.0
Medicinal and botanical chemicals, drugs, and other products.....	06	3102	2.1	0.0	-0.1	0.2	1.7	0.0
Synthetic organic medicinal chemicals, medicinal & botanical drugs, & other products.....	06	310203	2.1	0.0	-0.1	0.2	1.7	0.0
Biological products, including diagnostics.....	06	37	5.6	0.1	0.0	3.2	1.3	0.1
Biological products, excluding diagnostic, for veterinary, industrial, and all other misc. uses.....	06	3717	-	0.0	0.0	0.0	-	-
Diagnostics.....	06	3718	11.8	0.3	0.0	8.9	0.1	0.0
In-vitro diagnostic substances.....	06	371801	11.5	0.1	0.0	11.6	-0.2	0.0
Biological products, excluding diagnostic, for human use.....	06	3719	2.7	0.0	0.0	0.0	2.4	0.1
Pharmaceutical preparations.....	06	38	1.5	0.1	0.0	0.0	1.4	0.4
Pharmaceuticals affecting neoplasms, the endocrine system, & metabolic diseases.....	06	3801	1.7	0.1	0.0	0.0	1.1	0.4
Cancer therapy products.....	06	380102	4.3	0.0	0.0	0.0	3.2	0.1
Insulin/antidiabetes products.....	06	380103	2.7	0.2	0.0	0.0	2.5	0.0
Other neoplasms, endocrine system, and metabolic diseases.....	06	380104	1.2	0.0	0.0	0.0	0.5	0.7
Hormones and oral contraceptives.....	06	380105	0.9	0.0	0.0	0.0	0.6	0.0
Pharmaceuticals acting on the central nervous system and the sense organs.....	06	3802	1.9	0.2	0.0	0.0	2.1	1.0
Analgesics.....	06	380202	2.9	0.5	0.0	0.0	3.0	2.5
Analgesics, over-the-counter.....	06	380202OC	4.4	3.9	0.0	0.0	0.0	0.2
Analgesics, prescription.....	06	380202RX	2.8	0.3	0.0	0.0	3.2	2.6
Psychotherapeutics.....	06	380203	1.2	0.0	0.0	0.0	1.8	0.0
Antidepressants.....	06	3802031	1.6	0.0	0.0	0.0	1.8	0.0
Other psychotherapeutics, including tranquilizers.....	06	3802032	0.8	0.0	0.0	0.0	1.8	0.0
Anticonvulsants.....	06	380204	0.0	0.0	0.0	0.0	0.0	0.0
Other central nervous system and sense organs.....	06	380205	1.3	0.0	0.0	0.0	1.4	0.0
Pharmaceuticals acting on the cardiovascular system.....	06	3803	0.2	0.0	0.0	-0.1	0.9	0.0
Other cardiovascular preparations.....	06	380305	-0.7	0.0	0.0	-0.2	0.0	0.0
Pharmaceuticals acting on the respiratory system.....	06	3804	1.9	0.0	0.1	0.0	2.0	0.3
Antihistamines and bronchodilators, including antiasthmatics.....	06	380402	1.1	0.0	0.0	0.0	0.0	1.1
Other respiratory preparations.....	06	380403	2.2	0.0	0.1	0.0	2.7	0.0
Other respiratory preparations, over-the-counter.....	06	380403OC	5.1	0.0	0.7	0.0	4.4	0.0
Other respiratory preparations, prescription.....	06	380403RX	1.8	0.0	0.0	0.0	2.4	0.0
Pharmaceuticals acting on the digestive or the genito-urinary systems. . .	06	3805	0.0	0.0	0.0	0.0	0.0	0.0
Other digestive or genito-urinary preparations.....	06	380503	-0.1	0.0	0.0	0.0	0.0	0.0
Other digestive or genito-urinary preparations, over-the-counter.	06	380503OC	-	0.0	0.0	0.0	0.0	-
Other digestive or genito-urinary preparations, prescription.....	06	380503RX	0.0	0.0	0.0	0.0	0.0	0.0
Pharmaceuticals acting on the skin.....	06	3806	0.4	0.0	0.0	0.0	0.4	0.0
Other pharmaceutical preparations acting on the skin.....	06	380603	0.7	0.0	0.0	0.0	0.6	0.0
Anti-acne preparations.....	06	380604	0.0	0.0	0.0	0.0	0.0	0.0
Vitamin, nutrient, and hematinic preparations.....	06	3807	2.1	-0.1	0.1	-0.2	0.7	0.4
Multivitamins.....	06	380702	3.8	0.0	0.0	0.0	1.1	1.3
Other vitamins and nutrients.....	06	380703	0.9	-0.2	0.2	-0.4	0.4	-0.2
Pharmaceuticals affecting parasitic and infective diseases.....	06	3808	1.1	0.0	0.0	0.0	1.2	0.0
Broad and medium spectrum antibiotics.....	06	380802	0.5	0.0	0.0	0.0	0.5	0.0

See footnotes at end of table.

Table 7. Producer price index percentage changes for commodity and service groupings and individual items, not seasonally adjusted — Continued
[February 2022]

Title	Commodity code		Unadjusted 12-month percent change ¹	Unadjusted 1-month percent change ¹				
	Group code	Item code		Feb. 2021 to Feb. 2022 ^P	Sept. to Oct.	Oct. to Nov. ^P	Nov. to Dec. ^P	Dec. to Jan. ^P
Systemic antivirals.....	06	380803	1.8	0.0	0.0	0.0	1.8	0.0
Other parasitic and infective diseases.....	06	380804	—	0.0	0.0	0.0	1.2	—
Fats and oils, inedible.....	06	4	42.0	-0.5	0.2	-6.7	0.3	8.0
Fats and oils, inedible.....	06	41	42.0	-0.5	0.2	-6.7	0.3	8.0
Fats and oils, inedible.....	06	4101	42.0	-0.5	0.2	-6.7	0.3	8.0
Soybean oil, processed for inedible purposes.....	06	410131	35.9	-0.9	-0.4	-7.0	1.0	5.1
Crude soybean oil, degummed, made from soybeans crushed in the same establishment.....	06	4101311	9.1	-1.2	1.1	-0.9	-2.0	-0.4
Soybean oil, all other types.....	06	4101312	52.0	-0.7	-1.1	-9.7	2.5	7.7
Lard, inedible tallow, and grease, except wool grease.....	06	410132	67.0	1.1	2.7	-5.5	-2.3	19.0
Agricultural chemicals and chemical products.....	06	5	52.6	5.5	4.7	5.0	2.9	2.2
Mixed fertilizers.....	06	51	33.2	1.0	3.3	3.1	3.3	0.0
Mixed fertilizers.....	06	5105	33.2	1.0	3.3	3.1	3.3	0.0
Mixed fertilizers.....	06	510501	33.2	1.0	3.3	3.1	3.3	0.0
Mixed fertilizers, made in plants which manufacture fertilizer materials.....	06	5105011	70.1	-1.0	6.7	5.1	2.0	0.0
Mixed fertilizers, dry, mixing only.....	06	5105012	15.2	1.7	0.9	1.0	4.4	0.0
Mixed fertilizers, liquid, mixing only.....	06	5105013	39.8	3.3	4.3	6.7	2.0	0.0
Fertilizer materials.....	06	52	90.5	8.0	8.2	8.6	2.1	4.2
Nitrogenates.....	06	5201	117.4	15.3	11.8	14.7	4.3	8.6
Fertilizer materials of organic origin.....	06	520137	7.4	0.0	0.0	0.0	7.2	0.1
Synthetic ammonia, nitric acid, ammonium compounds, and urea.....	06	52013A	126.8	16.3	12.4	15.4	4.2	9.0
Phosphates.....	06	5202	—	3.0	5.4	3.7	—	—
Phosphoric acid, 52-54 percent APA, superphosphates and other phosphate fertilizer materials.....	06	52026A	—	3.0	5.4	3.7	—	—
Other agricultural chemicals.....	06	53	19.0	4.1	0.1	0.1	4.1	0.0
Other agricultural chemicals.....	06	5301	19.0	4.1	0.1	0.1	4.1	0.0
Lawn and garden pesticides and chemicals.....	06	530107	7.2	2.9	1.6	0.0	1.0	0.0
Household and institutional pesticides and chemicals.....	06	530108	6.4	1.0	0.3	1.2	3.3	0.0
Agricultural and commercial pesticides and chemicals.....	06	530109	21.6	4.6	0.0	0.0	4.5	0.0
Plastic resins and materials.....	06	6	21.7	0.3	-1.1	-2.9	-2.8	-0.3
Thermoplastic resins and plastics materials.....	06	62	22.1	0.1	-1.3	-3.5	-3.5	-0.2
Thermoplastic resins and plastics materials.....	06	6212	22.1	0.1	-1.3	-3.5	-3.5	-0.2
Thermoplastic resins and plastics materials.....	06	621201	22.1	0.1	-1.3	-3.5	-3.5	-0.2
Thermosetting resins and plastics materials.....	06	63	18.8	2.1	0.5	1.1	2.2	-0.9
Thermosetting resins and plastics materials.....	06	6306	18.8	2.1	0.5	1.1	2.2	-0.9
Thermosetting resins and plastics materials.....	06	630601	18.8	2.1	0.5	1.1	2.2	-0.9
Other chemicals and allied products.....	06	7	10.6	0.6	1.1	0.9	1.5	1.3
Soaps and detergents.....	06	71	5.4	0.4	0.4	0.1	0.7	0.1
Soaps and other detergents.....	06	7104	5.5	0.4	0.4	0.1	0.7	0.1
Soaps and detergents, commercial, industrial, and institutional.....	06	710401	6.9	0.6	0.8	0.1	1.7	0.3
Commercial, industrial, and institutional hard surface cleaners.....	06	71040101	6.5	0.3	0.4	0.2	1.3	1.1
Commercial, industrial, and institutional laundry detergents.....	06	71040102	6.0	0.6	1.9	0.0	0.1	0.1
Commercial, industrial, and institutional dishwashing detergents.....	06	71040103	6.7	0.1	0.4	0.1	3.8	0.4
Commercial, industrial, and institutional metal cleaners.....	06	71040104	9.9	5.2	0.0	0.3	0.7	0.0
Dairy, farm, and food plant cleaners, sanitizers, etc.....	06	71040106	7.5	0.5	0.2	0.2	0.3	0.0
Commercial, industrial, and institutional soaps, excluding specialty cleaners.....	06	71040107	9.8	1.9	0.2	0.0	1.0	0.0
Commercial, industrial, and institutional scouring cleaners.....	06	71040109	0.0	0.0	0.0	0.0	0.0	0.0
Household detergents.....	06	710402	6.5	0.1	0.2	0.0	0.1	0.0
Household alkaline detergents and cleaners.....	06	7104021	3.7	0.3	0.1	0.0	0.2	0.0
Household dry and liquid laundry detergents.....	06	7104022	7.4	0.0	0.2	0.0	0.0	0.0
Soaps, excluding specialty cleaners, household.....	06	710403	1.3	0.7	0.0	0.5	0.0	0.0
Polish and other sanitation goods.....	06	72	6.0	0.5	1.8	0.3	1.0	0.1
Polish and other sanitation goods.....	06	7201	6.0	0.5	1.8	0.3	1.0	0.1
Polishing preparations and related products.....	06	720103	16.2	3.6	2.7	1.3	1.9	0.6
Specialty cleaning and sanitation products.....	06	720105	6.0	0.1	2.1	0.3	1.1	0.1
Disinfectants, nonagricultural, industrial and institutional.....	06	7201051	8.1	0.0	2.4	0.0	0.5	0.0
Air and room fresheners.....	06	7201053	9.9	0.2	5.6	0.0	3.8	0.0
Laundry fabric softeners and rinses, liquid and dry.....	06	7201058	1.7	0.0	0.0	0.1	0.4	0.0
Other specialty cleaning and sanitation products.....	06	7201059	6.2	0.1	1.8	0.7	0.5	0.2
Cosmetics and other toilet preparations.....	06	75	3.9	0.2	0.0	0.3	1.2	1.1

See footnotes at end of table.

Table 7. Producer price index percentage changes for commodity and service groupings and individual items, not seasonally adjusted — Continued
[February 2022]

Title	Commodity code		Unadjusted 12-month percent change ¹	Unadjusted 1-month percent change ¹				
	Group code	Item code		Feb. 2021 to Feb. 2022 ^p	Sept. to Oct.	Oct. to Nov. ^p	Nov. to Dec. ^p	Dec. to Jan. ^p
Shaving preparations.....	06	7502	—	—	-0.4	2.5	1.1	0.0
Shaving preparations.....	06	750206	—	—	-0.4	2.5	1.1	0.0
Perfumes, toilet waters, and colognes.....	06	7503	2.2	—	0.0	1.1	1.0	0.0
Perfumes, toilet waters, and colognes.....	06	750306	2.2	—	0.0	1.1	1.0	0.0
Hair preparations (including shampoos).....	06	7504	5.1	0.8	0.0	0.2	2.1	1.6
Hair preparations (including shampoos).....	06	750407	5.0	0.8	0.0	0.2	2.1	1.6
Hair preparations incl professional, consumer, and cream/gel shampoos.....	06	75040701	5.4	0.9	0.0	0.3	2.6	1.5
Hair tonics and hair dressings incl professional and consumer use.	06	75040702	4.1	0.7	0.1	-0.1	0.3	2.1
Toothpastes, denture cleaners, and mouthwashes.....	06	7505	0.3	0.0	0.2	0.0	0.0	0.0
Denture cleaners, mouthwashes, gargles, and rinses.....	06	750504	—	—	0.3	0.0	0.0	0.0
Creams, lotions, and oils, excluding shaving, hair, and deodorant.....	06	7514	3.7	0.0	0.0	0.1	2.7	0.5
Creams, lotions, and oils, excluding shaving, hair, and deodorant.....	06	751401	3.7	0.0	0.0	0.1	2.7	0.5
Other cosmetics and toilet preparations.....	06	7515	4.8	0.0	0.0	0.1	0.3	1.8
Other cosmetics and toilet preparations.....	06	751501	4.8	0.0	0.0	0.1	0.3	1.8
Misc. chemical prod. and preparations.....	06	79	16.2	0.9	1.6	1.4	2.0	2.0
Explosives, propellants, and blasting accessories.....	06	7902	7.1	0.7	0.0	1.5	3.2	0.2
Explosives, propellants, and blasting accessories.....	06	790234	7.0	0.7	0.0	1.5	3.2	0.2
Industrial gases.....	06	7903	16.2	-2.2	8.4	3.1	0.1	1.9
Carbon dioxide.....	06	790302	1.6	-2.2	-0.1	-0.1	1.0	0.2
Nitrogen.....	06	790303	0.2	0.2	0.5	0.1	-0.1	0.5
Oxygen.....	06	790304	3.8	-0.1	0.0	0.0	0.6	0.7
Argon and hydrogen.....	06	790309	-2.0	-0.9	-0.1	0.0	0.5	0.8
Other industrial gases (including fluorocarbon and acetylene).....	06	790312	33.0	-3.7	16.8	5.9	-0.1	3.1
Adhesives and sealants.....	06	7904	17.7	0.6	0.6	2.0	2.5	3.6
Synthetic resin and rubber adhesives.....	06	790402	18.2	0.8	0.9	2.0	1.5	4.5
Epoxy adhesives.....	06	7904021	15.6	0.7	0.0	1.8	-0.1	4.5
Other synthetic resin and rubber adhesives.....	06	7904026	26.2	1.1	2.6	2.2	3.9	3.6
Structural sealants (load bearing).....	06	790407	9.1	0.6	0.0	0.3	1.2	0.3
Nonstructural caulking compounds and sealants.....	06	79040A	22.1	0.2	0.0	3.0	5.5	2.5
Surface active agents.....	06	7905	20.8	2.4	-0.3	1.1	2.7	0.8
Textile and leather assistants and finishes.....	06	790501	15.7	0.0	0.9	0.8	0.4	1.8
Surfactants (bulk surface active agents).....	06	790502	21.6	2.8	-0.5	1.2	3.1	0.7
Gum and wood chemicals, including wood distillation products.....	06	7906	21.1	0.8	-0.1	0.7	7.6	3.9
Gum and wood chemicals, including wood distillation products.....	06	790607	21.1	0.8	-0.1	0.7	7.6	3.9
Other miscellaneous chemical products.....	06	7909	13.5	1.2	1.2	0.8	1.5	1.8
Carbon black.....	06	790918	63.0	2.0	3.7	12.2	-1.6	13.5
Printing ink.....	06	790919	9.4	1.8	0.7	0.0	1.0	0.1
Gravure printing inks.....	06	7909192	0.6	0.0	0.0	0.0	0.0	0.0
Lithographic and offset inks.....	06	7909193	14.1	2.8	0.1	0.0	0.9	0.5
News and nonheat web offset printing inks.....	06	79091931	21.4	5.0	0.0	0.0	0.0	0.0
Publication and commercial web inks.....	06	79091932	13.1	3.0	0.0	0.0	0.0	0.0
Sheet-fed general inks.....	06	79091933	15.2	2.1	0.4	0.0	3.1	1.6
Sheet-fed packaging inks.....	06	79091934	10.7	1.1	0.0	0.0	2.4	1.2
Flexographic printing inks.....	06	7909194	29.0	3.9	0.2	0.1	7.8	0.0
Nonimpact/digital inks.....	06	7909195	0.0	0.3	1.5	-0.1	-1.6	-0.6
All other printing inks.....	06	7909196	10.1	1.2	0.6	0.8	0.0	3.8
Water-treating compounds.....	06	790961	28.9	2.2	-0.8	1.9	5.7	-0.4
Automotive chemicals.....	06	790991	12.0	0.7	0.0	0.0	0.8	5.7
Other chemical preparations, n.e.c.....	06	790999	4.9	0.2	2.0	-1.4	1.7	-0.2
Rubber and plastic products.....	07	—	22.6	1.8	1.5	1.3	1.4	1.0
Rubber and rubber products.....	07	1	14.4	0.7	0.2	0.4	2.9	0.7
Synthetic rubber, inc. styrene-butadiene rubber (SBR) and ethylene propylene.....	07	11	20.4	0.3	-1.5	-3.2	0.6	-0.2
Synthetic rubber.....	07	1102	20.4	0.3	-1.5	-3.2	0.6	-0.2
Synthetic rubber, inc. sbr and ethylene propylene.....	07	110224	20.4	0.3	-1.5	-3.2	0.6	-0.2
Tires, tubes, tread, & repair materials.....	07	12	11.7	0.4	0.7	0.3	3.4	1.1
Tires.....	07	1201	11.7	0.4	0.8	0.4	3.6	1.1
Pneumatic tires (including passenger, truck, bus, tractor, industrial, and other tires).....	07	12010	11.5	0.4	0.7	0.4	3.6	1.1
Passenger car pneumatic tires.....	07	120104	10.6	1.2	0.2	0.2	3.8	1.2
Truck and bus (including off-the-highway) pneumatic tires.....	07	120105	14.4	-1.0	1.4	0.4	4.2	1.3
Tread rubber, tire sundries, and repair materials.....	07	1203	11.1	0.0	0.0	0.0	1.0	0.3
Tread rubber, tire sundries, and repair materials.....	07	120354	11.1	0.0	0.0	0.0	1.0	0.3

See footnotes at end of table.

Table 7. Producer price index percentage changes for commodity and service groupings and individual items, not seasonally adjusted — Continued
[February 2022]

Title	Commodity code		Unadjusted 12-month percent change ¹	Unadjusted 1-month percent change ¹				
	Group code	Item code		Feb. 2021 to Feb. 2022 ^P	Sept. to Oct.	Oct. to Nov. ^P	Nov. to Dec. ^P	Dec. to Jan. ^P
Miscellaneous rubber products.....	07	13	14.5	1.1	0.4	1.8	3.3	0.6
Rubber and plastics footwear, including athletic footwear.....	07	1301	3.9	0.0	0.0	1.4	-0.1	0.0
Rubber and plastics footwear, including athletic footwear.....	07	130109	3.9	0.0	0.0	1.4	-0.1	0.0
Rubber and plastic belts and belting.....	07	1303	8.6	0.2	1.3	1.0	1.9	0.9
Flat rubber and plastics belts and belting.....	07	130371	9.6	0.2	1.9	1.6	2.1	0.0
Rubber and plastics transmission belts and belting (excluding flat).....	07	130372	7.0	0.2	0.3	0.0	1.6	2.6
Rubber and plastics hose.....	07	1304	13.3	0.8	-0.1	1.7	0.7	0.1
Rubber and plastics hose.....	07	130411	13.3	0.8	-0.1	1.7	0.7	0.1
Industrial rubber and plastics hose without fittings.....	07	1304116	8.8	0.8	0.0	0.2	1.3	0.0
Rubber and plastics water hose (incl. fire, irrigation, etc.).....	07	1304117	48.4	3.7	0.3	3.8	0.9	0.8
Rubber and plastics hose for on- and off-highway motor vehicles.....	07	1304118	5.2	0.9	-0.5	0.9	0.6	0.0
Miscellaneous rubber products, n.e.c.....	07	1306	15.9	1.3	0.4	1.9	4.1	0.7
All other industrial rubber products.....	07	130604	6.9	0.6	0.2	2.3	0.9	0.7
All other miscellaneous rubber goods.....	07	130606	10.7	0.7	0.7	1.6	2.0	0.4
Rubber compounds or mixtures for sale or interplant transfer.....	07	130612	25.8	3.2	0.1	0.8	4.8	0.7
Rubber druggist and medical sundries, excluding gloves.....	07	130616	0.2	0.0	0.0	0.1	0.0	0.0
Rubber products for mechanical use.....	07	130617	10.2	0.3	0.2	1.9	5.0	0.1
Molded rubber mechanical goods automotive.....	07	1306171	1.3	0.1	0.0	0.0	0.6	0.1
Molded rubber mechanical goods, transportation/off-highway.....	07	1306172	14.6	0.0	1.1	9.3	3.8	-0.5
Other molded rubber mechanical goods (excluding tubing).....	07	1306179	18.1	1.9	0.0	2.5	4.7	1.0
Other extruded rubber mechanical goods (excl. auto)(excl. tubing).....	07	130617C	13.6	0.0	1.0	0.0	0.0	0.2
Rubber coated fabrics and garments.....	07	130618	10.6	0.0	0.2	6.5	0.0	0.0
Plastic products.....	07	2	25.1	2.1	1.9	1.5	1.0	1.1
Plastic construction products.....	07	21	35.6	2.9	1.7	1.4	1.6	1.3
Plastic construction products.....	07	2106	35.6	2.9	1.7	1.4	1.6	1.3
Plastics pipe.....	07	210603	60.0	4.3	0.8	1.9	1.2	1.1
Plastics drain, waste, and vent pipe.....	07	2106031	52.5	3.6	1.2	2.9	2.8	-2.1
Plastics water pipe.....	07	2106033	89.2	5.3	1.2	2.0	1.4	5.2
Plastics sewer, stormdrain, and water main pipe.....	07	2106038	86.4	5.9	1.8	5.0	0.1	2.5
Other plastics pipe.....	07	210603B	20.5	0.7	-0.1	-2.3	0.5	0.0
Plastics pipe fittings and unions.....	07	210604	53.7	3.0	0.6	2.7	5.3	1.4
Plastics plumbing fixtures.....	07	210605	21.2	1.4	3.4	0.4	1.6	0.0
Other plastic construction products.....	07	210606	23.0	2.3	2.1	1.1	1.3	1.7
Building and construction polystyrene foam products.....	07	2106061	51.8	8.2	6.6	0.2	2.5	1.2
Building & construction fabricated plastics products (excl foam, plumbing fixtures, hardware).....	07	2106063	19.8	1.4	1.5	1.2	1.2	1.8
Unsupported plastic film, sheet and other shapes.....	07	22	24.2	2.7	1.9	0.7	0.5	0.5
Unsupported plastic film, sheet and other shapes.....	07	2205	24.2	2.7	1.9	0.7	0.5	0.5
Unsupported plastic film, sheet and other shapes.....	07	220501	24.2	2.7	1.9	0.7	0.5	0.5
Unlaminated polyethylene film and sheet.....	07	2205011	28.3	-0.3	3.0	2.2	-0.9	1.1
Unlaminated vinyl and vinyl copolymer film and sheet.....	07	2205013	31.4	3.1	0.3	0.8	0.0	-0.2
Miscellaneous unlaminated plastics film and sheet.....	07	2205014	20.2	2.3	3.4	0.4	0.7	0.5
Unlaminated plastics profile shapes.....	07	2205015	18.0	2.7	0.0	-0.8	4.4	1.0
Laminated plastic sheets, rods, and tubes.....	07	23	14.9	0.7	0.2	1.1	3.6	3.4
Laminated plastics plates, sheet (excluding packaging), and shapes.....	07	2304	14.8	0.7	0.2	1.1	3.6	3.4
Laminated plastics plates, sheet (excluding packaging), and shapes.....	07	230401	14.9	0.7	0.2	1.1	3.6	3.4
Parts for manufacturing from plastics.....	07	26	16.0	1.1	0.7	1.9	1.1	0.4
Parts for transportation equipment.....	07	2601	15.2	1.2	0.8	2.7	0.9	0.4
Parts for transportation equipment.....	07	260105	15.2	1.2	0.8	2.7	0.9	0.4
Transportation polyurethane foam products.....	07	2601051	8.0	0.0	0.0	0.0	1.4	0.0
Transportation fabricated plastic parts (excluding foam and reinforced plastics).....	07	2601052	15.8	1.3	0.9	2.9	0.9	0.4
Other parts and components for manufacturing.....	07	2602	11.2	1.5	0.8	0.5	1.9	0.6
Other parts and components for manufacturing.....	07	260205	11.2	1.5	0.8	0.5	1.9	0.6
All other miscellaneous polyurethane foam products.....	07	2602051	11.2	1.0	0.0	2.4	-0.4	0.7
Electrical & electronic fabricated plastics (excl. foam and reinforced plastics).....	07	2602052	7.6	1.2	0.2	0.0	0.4	0.0
All other polystyrene foam products incl. transportation application uses.....	07	2602053	35.1	3.6	4.9	2.1	4.0	3.4
Industrial machinery plastics products, excl foam (incl gears, bearings, bushings, cams).....	07	2602054	6.7	1.2	0.0	-0.3	3.5	0.0
Foam components for furniture.....	07	2603	34.0	-0.6	0.0	0.5	0.2	-0.4
Foam components for furniture.....	07	260305	34.0	-0.6	0.0	0.5	0.2	-0.4
Other plastic products.....	07	29	18.5	3.9	0.4	1.1	1.4	0.6
Other plastic products.....	07	2901	18.5	3.9	0.4	1.1	1.4	0.6

See footnotes at end of table.

Table 7. Producer price index percentage changes for commodity and service groupings and individual items, not seasonally adjusted — Continued
[February 2022]

Title	Commodity code		Unadjusted 12-month percent change ¹	Unadjusted 1-month percent change ¹				
	Group code	Item code		Feb. 2021 to Feb. 2022 ^P	Sept. to Oct.	Oct. to Nov. ^P	Nov. to Dec. ^P	Dec. to Jan. ^P
Custom compounding of purchased plastic resins (incl color concentrates and resin pellets).....	07	290196	21.5	5.9	0.8	1.4	-0.7	0.8
All other reinforced and fiberglass plastics products.....	07	290197	15.0	1.2	0.0	0.8	5.3	0.4
Products made of foam other than polystyrene or polyurethane.....	07	290198	13.3	1.2	0.0	0.6	0.0	0.0
Plastic packaging products.....	07	2A	24.8	2.1	2.3	0.5	1.0	-0.3
Plastic packaging products.....	07	2A01	24.8	2.1	2.3	0.5	1.0	-0.3
Plastic packaging products.....	07	2A0101	24.8	2.1	2.3	0.5	1.0	-0.3
Other plastic packaging products, excluding film, sheet, foam and bottles.....	07	2A01012	23.5	2.1	2.1	0.0	-1.4	-0.6
Packaging polyurethane foam products.....	07	2A01013	3.7	0.0	0.0	0.0	1.1	0.0
Plastic bottles.....	07	2A01014	17.4	1.5	0.8	0.0	3.0	0.0
Polystyrene foam food containers.....	07	2A01015	64.8	5.2	9.4	5.8	5.6	-0.1
Polystyrene foam protective shipping pads/shaped cushioning/other foam packaging supplies.....	07	2A01016	59.7	2.4	6.0	0.5	5.3	1.4
Consumer, institutional, and commercial products, n.e.c.....	07	2B	30.4	1.2	4.3	3.6	0.3	3.6
All other consumer, institutional, and commercial products.....	07	2B01	30.4	1.2	4.3	3.6	0.3	3.6
All other consumer, institutional, and commercial products.....	07	2B0101	30.4	1.2	4.3	3.6	0.3	3.6
Consumer and institutional polystyrene foam products.....	07	2B01011	50.3	5.8	7.1	5.5	4.5	-0.7
Consumer and institutional polyurethane foam products.....	07	2B01013	14.3	0.0	0.0	0.0	0.0	0.0
Consumer/institutional/commercial fabricated plastics products.....	07	2B01015	27.7	0.4	4.0	3.3	-0.6	4.7
Recyclable plastics.....	07	2C	34.0	0.0	1.4	0.4	-2.5	0.0
Recyclable plastics.....	07	2C01	34.0	0.0	1.4	0.4	-2.5	0.0
Recyclable plastics.....	07	2C0101	34.0	0.0	1.4	0.4	-2.5	0.0
Lumber and wood products.....	08	-	19.7	1.6	1.4	5.8	9.4	2.9
Lumber.....	08	1	22.6	4.7	3.7	16.0	17.2	3.7
Softwood lumber.....	08	11	22.2	6.5	6.0	24.4	24.7	5.2
Softwood cut stock and dimension.....	08	1105	13.8	5.4	0.3	10.5	19.7	0.5
Softwood cut stock and dimension.....	08	110503	13.8	5.4	0.3	10.5	19.7	0.5
Softwood lumber, not edge worked.....	08	1106	20.4	8.4	7.6	28.7	28.7	5.7
Softwood lumber, not edge worked.....	08	110601	20.4	8.4	7.6	28.7	28.7	5.7
Softwood dressed lumber, less than 2 inches in nominal thickness, not edge worked.....	08	1106012	-13.8	-19.9	-1.5	4.2	8.4	13.0
Softwood dressed 2-inch lumber, 2 inches in nominal thickness only, not edge worked.....	08	1106013	29.4	20.2	11.9	46.6	34.3	7.7
Softwood dressed lumber and timbers, more than 2 inches in nominal thickness, not edge worked.....	08	1106014	17.2	20.1	13.8	9.0	69.0	-7.8
Softwood lumber, made from purchased lumber.....	08	1107	38.9	-0.7	0.9	9.8	5.2	3.6
Softwood lumber, made from purchased lumber.....	08	110701	38.9	-0.7	0.9	9.8	5.2	3.6
Hardwood lumber.....	08	12	23.9	1.8	-0.1	0.6	0.2	-0.4
Hardwood cut stock and dimension.....	08	1203	19.8	0.0	0.0	0.0	0.0	1.0
Hardwood cut stock and dimension.....	08	120311	19.8	0.0	0.0	0.0	0.0	1.0
Hardwood flooring.....	08	1204	29.0	1.6	4.7	3.2	1.4	-0.1
Oak and maple hardwood flooring.....	08	120401	31.9	1.1	5.7	3.8	0.8	-0.1
Hardwood flooring, other than oak and maple.....	08	120402	15.6	4.1	0.0	-0.1	4.9	0.0
Hardwood lumber, not edge worked.....	08	1205	24.6	3.6	-2.5	-0.3	-0.2	-1.1
Hardwood lumber, not edge worked.....	08	120501	24.6	3.6	-2.5	-0.3	-0.2	-1.1
Millwork.....	08	2	22.3	-0.1	0.6	2.1	4.7	1.8
General millwork.....	08	21	17.0	0.7	0.5	0.6	2.4	1.2
General millwork.....	08	2101	17.0	0.7	0.5	0.6	2.4	1.2
Stock wood kitchen cabinets, related cabinetwork and countertops.....	08	210102	5.3	0.9	0.0	1.7	0.0	0.0
Stock wood kitchen cabinets and related cabinetwork for permanent installation.....	08	2101021	5.4	0.0	0.0	2.2	0.0	0.0
Custom wood kitchen cabinets, bathroom vanities, and related cabinetwork.....	08	210105	11.8	0.0	0.0	0.1	5.2	0.1
Custom wood kitchen cabinets and related cabinetwork not sold direct to customer at retail.....	08	2101051	19.4	0.1	0.0	0.1	9.5	0.1
Custom wood kitchen cabinets, bathroom vanities, and related cabinet work sold at retail.....	08	2101052	5.4	0.0	0.0	0.0	1.3	0.0
Wood window units.....	08	210112	11.0	0.0	0.5	0.0	2.7	0.0
Double hung wood window units.....	08	2101121	16.1	0.0	0.7	0.0	4.2	0.0
Casement wood window units.....	08	2101122	8.4	0.0	0.7	0.0	1.4	0.0
All other wood window units, including horizontal sliding, awning and single hung.....	08	2101123	6.0	0.0	0.0	0.0	2.3	0.0
Wood sash, excluding sash shipped in window units.....	08	210122	11.3	0.0	0.0	0.0	3.1	0.0
Wood window & door frames, incl. door frames in door units, excl. window frames in window units.....	08	210132	40.8	2.4	1.9	0.0	0.3	1.0

See footnotes at end of table.

Table 7. Producer price index percentage changes for commodity and service groupings and individual items, not seasonally adjusted — Continued
 [February 2022]

Title	Commodity code		Unadjusted 12-month percent change ¹	Unadjusted 1-month percent change ¹				
	Group code	Item code		Feb. 2021 to Feb. 2022 ^P	Sept. to Oct.	Oct. to Nov. ^P	Nov. to Dec. ^P	Dec. to Jan. ^P
Wood panel, flush, & molded face doors, interior & exterior, incl. doors with glazed sections.....	08	210142	19.9	1.5	1.5	1.5	0.7	5.1
Other wood doors, incl. garage, patio, bifold, cabinet, screen, storm and louver.....	08	210152	13.4	1.0	0.4	0.2	1.5	1.1
Wood moldings.....	08	210162	44.4	0.0	0.9	0.7	1.7	3.0
Mirror and picture frames and framed pictures.....	08	210175	4.5	0.6	0.0	0.0	0.2	0.0
Other wood millwork products, including stairwork, exterior millwork, and softwood flooring.....	08	210183	44.9	1.8	0.3	1.3	10.0	2.3
Prefabricated structural members.....	08	22	39.2	-2.7	0.9	6.5	11.8	3.7
Prefabricated structural members.....	08	2201	39.2	-2.7	0.9	6.5	11.8	3.7
Laminated veneer lumber.....	08	220107	66.8	-0.1	0.0	0.7	-0.5	0.8
Other engineered structural wood members, excluding trusses & laminated veneer lumber.....	08	220108	66.7	-1.6	0.6	4.0	1.2	2.2
Wood trusses.....	08	220109	33.7	-3.2	1.1	7.8	15.2	4.3
Plywood.....	08	3	22.2	4.4	4.0	2.6	18.1	5.5
Softwood veneer and plywood.....	08	31	22.7	6.2	5.2	4.7	28.4	7.2
Softwood veneer and plywood.....	08	3103	22.7	6.2	5.2	4.7	28.4	7.2
Softwood veneer and plywood.....	08	310303	22.7	6.2	5.2	4.7	28.4	7.2
Softwood veneer, incl. veneer backed w/ paper, cloth, or other flexible material.....	08	3103031	11.4	-10.2	-1.4	1.9	9.8	11.3
Softwood plywood products: rough, sanded, and specialties.....	08	3103035	25.6	12.2	7.1	5.4	33.3	6.4
Hardwood veneer and plywood.....	08	35	21.0	1.5	2.0	-0.9	-0.9	1.5
Hardwood veneer and plywood.....	08	3501	21.0	1.5	2.0	-0.9	-0.9	1.5
Hardwood veneer, including veneer backed with paper, cloth, or other flexible material.....	08	350102	16.1	0.0	1.6	0.0	4.3	0.5
Hardwood plywood.....	08	350104	29.0	1.0	2.6	-0.6	-2.4	1.4
Hardwood veneered panels, including two-ply veneers.....	08	350107	7.2	5.8	1.0	-3.5	-5.2	3.6
Other wood products.....	08	4	19.7	-0.9	-2.2	0.3	3.0	2.2
Wood pallets and pallet containers, wood and metal combination.....	08	41	37.0	-2.0	-2.5	0.6	3.7	4.0
Wood pallets and pallet containers.....	08	4101	37.0	-2.0	-2.5	0.6	3.7	4.0
Wood pallets and pallet containers, wood and metal combination.....	08	410101	37.0	-2.0	-2.5	0.6	3.7	4.0
Wood boxes.....	08	42	13.7	-2.2	-0.3	-0.6	3.1	2.1
Wood boxes.....	08	4201	13.7	-2.2	-0.3	-0.6	3.1	2.1
Nailed and lock-corner wood boxes.....	08	420101	27.0	10.8	-1.5	0.0	-0.5	0.0
Wood box and crate shook.....	08	420102	22.5	-10.9	0.0	-1.7	7.1	4.6
Other wood container parts and wood containers.....	08	420127	3.3	0.0	0.0	0.0	1.6	0.9
Miscellaneous wood products.....	08	49	3.9	0.8	-2.4	0.3	2.1	0.0
Wood ties, siding, shingles, and shakes, and contract sawing of logs owned by others.....	08	4903	9.7	1.9	0.3	-0.2	0.1	0.3
Wood ties, siding, shingles, and shakes, and contract sawing of logs owned by others.....	08	490301	9.7	1.9	0.3	-0.2	0.1	0.3
Sawn wood fence stock, wood lath, and contract resawing and planing.....	08	4904	4.6	0.0	0.0	0.0	0.0	0.0
Sawn wood fence stock, wood lath, and contract resawing and planing.....	08	490401	4.6	0.0	0.0	0.0	0.0	0.0
All other miscellaneous wood products.....	08	4909	3.5	0.8	-2.8	0.4	2.5	0.0
All other miscellaneous wood products.....	08	490901	3.5	0.8	-2.8	0.4	2.5	0.0
Logs, bolts, timber, pulpwood and wood chips.....	08	5	6.2	-0.1	-0.4	0.5	2.3	1.4
Logs, bolts, timber, pulpwood and wood chips.....	08	51	6.2	-0.1	-0.4	0.5	2.3	1.4
Logs, bolts, timber, pulpwood and wood chips.....	08	5105	6.2	-0.1	-0.4	0.5	2.3	1.4
Logs, bolts, timber and pulpwood.....	08	510502	4.6	-0.1	-1.0	0.7	0.7	1.6
Wood chips, excluding field chips.....	08	510505	12.0	-0.1	1.7	-0.4	7.9	0.8
Prefabricated wood buildings & components.....	08	6	26.3	1.1	1.8	1.9	1.2	4.7
Prefabricated wood buildings & components.....	08	61	26.3	1.1	1.8	1.9	1.2	4.7
Prefabricated wood buildings and components.....	08	6101	26.3	1.1	1.8	1.9	1.2	4.7
Prefabricated stationary wood buildings, components (not sold as complete units).....	08	610101	15.6	-0.4	3.1	2.4	1.7	3.3
Prefabricated stationary wood buildings, precut packages (complete units).....	08	610102	29.8	0.6	1.3	0.1	-0.4	3.4
Prefabricated stationary wood buildings, shipped in panel form (complete units).....	08	610103	47.7	6.3	1.7	7.2	4.1	10.7
Prefabricated stationary wood buildings, shipped in three-dimensional assemblies.....	08	610104	28.5	1.2	0.8	0.5	0.4	4.3
Prefabricated stationary wood buildings, three-dimensional assemblies, residential.....	08	6101041	28.2	1.7	0.9	0.5	0.5	5.2

See footnotes at end of table.

Table 7. Producer price index percentage changes for commodity and service groupings and individual items, not seasonally adjusted — Continued
 [February 2022]

Title	Commodity code		Unadjusted 12-month percent change ¹	Unadjusted 1-month percent change ¹				
	Group code	Item code		Feb. 2021 to Feb. 2022 ^P	Sept. to Oct.	Oct. to Nov. ^P	Nov. to Dec. ^P	Dec. to Jan. ^P
Prefabricated stationary wood buildings, three-dimensional assemblies, nonresidential.....	08	6101042	30.1	-1.5	0.5	0.4	0.0	0.0
Treated wood and contract wood preserving.....	08	7	8.8	3.0	3.0	3.1	11.4	2.6
Treated wood and contract wood preserving.....	08	71	8.8	3.0	3.0	3.1	11.4	2.6
Treated wood.....	08	7101	8.8	3.2	3.3	3.2	11.8	3.0
Wood poles, piles, and posts owned and treated by the same establishment.....	08	710101	3.3	0.3	-0.4	0.2	0.6	1.9
Other wood products owned and treated by the same establishment.....	08	710102	10.6	4.4	4.7	4.3	15.7	3.3
Contract wood preservation.....	08	7102	9.1	0.8	0.1	2.3	7.4	-1.3
Receipts for treating wood owned by others w/ arsenical chemicals, creosote, & other chemicals.....	08	710201	9.1	0.8	0.1	2.3	7.4	-1.3
Pulp, paper, and allied products.....	09	-	15.9	1.8	1.2	0.4	1.2	1.0
Pulp, paper, and prod., ex. bldg. paper.....	09	1	17.2	2.2	0.5	0.2	0.6	0.6
Wood pulp.....	09	11	33.4	-0.1	-1.6	2.6	-0.6	-1.6
Wood pulp.....	09	1105	33.5	-0.1	-1.6	2.6	-0.6	-1.6
Wood pulp.....	09	110501	33.5	-0.1	-1.6	2.6	-0.6	-1.6
Special alpha and dissolving wood pulp, incl. sulfite and sulfate and other wood pulp.....	09	1105012	-	-0.4	-3.1	2.4	-2.1	-2.2
All other miscellaneous pulp, other than wood, and pulp mill byproducts incl. turpentine.....	09	1105017	-	1.5	5.0	3.4	5.3	0.5
Recyclable paper.....	09	12	58.8	6.3	-4.2	-7.3	-6.1	-1.0
News and other low grade recyclable paper.....	09	1201	63.0	-0.6	-6.0	-5.7	1.1	-5.2
News and other low grade recyclable paper.....	09	120125	62.9	-0.6	-6.0	-5.7	1.1	-5.2
Corrugated recyclable paper.....	09	1203	48.6	8.6	-3.7	-8.9	-8.0	-2.5
Corrugated recyclable paper.....	09	120325	48.6	8.6	-3.7	-8.9	-8.0	-2.5
High grade recyclable paper (including pulp substitutes and deinking).....	09	1207	99.9	0.1	-5.9	-1.6	-1.3	5.5
High grade recyclable (including pulp substitutes and deinking).....	09	120725	99.8	0.1	-5.9	-1.6	-1.3	5.5
Paper.....	09	13	17.6	0.9	1.2	0.4	1.1	1.1
Writing and printing papers.....	09	1301	16.6	0.8	2.4	0.6	2.6	1.0
Bleached bristol, clay-coated, uncoated, and industrial converted paper.....	09	130119	16.0	1.4	2.5	0.3	2.8	1.1
Printing paper, coated at establishments other than where paper was produced.....	09	130120	16.0	-0.3	0.0	0.0	2.0	0.0
Newsprint.....	09	1302	29.2	1.1	1.4	-0.1	3.4	2.1
Newsprint.....	09	130291	29.2	1.1	1.4	-0.1	3.4	2.1
Packaging and industrial converting paper.....	09	1303	19.8	1.1	-0.3	0.1	-0.9	1.4
Coated and laminated single and multi-web paper.....	09	130321	16.6	2.9	0.2	0.6	1.2	0.1
Single-web paper, rolls and sheets, including waxed, for flexible packaging uses.....	09	1303211	13.0	3.9	0.0	0.0	1.4	0.0
Multiweb laminated rolls and sheets, except foil, for flexible packaging uses.....	09	1303213	21.2	1.6	0.4	1.3	0.9	0.3
Coated and laminated single and multi-web film.....	09	130322	20.3	0.8	-0.4	0.0	-1.3	1.7
Single-web film, rolls, and sheets, including coextruded, for flexible packaging uses.....	09	130322A	17.9	1.3	-0.9	0.2	-2.0	0.2
Single-web film, rolls, and sheets for flexible packaging uses.....	09	130322A1	14.9	1.3	-0.9	-0.3	-2.3	0.3
Coextruded single-web film, for flexible packaging uses.....	09	130322A2	33.4	1.2	-1.0	2.4	-0.6	-0.2
All other coated and processed papers.....	09	1305	8.8	0.9	0.4	0.8	0.4	-0.8
Converted foil for nonpackaging applications.....	09	130505	6.6	0.5	0.5	0.2	0.0	-2.4
Other coated and processed papers, except for packaging uses.....	09	130506	8.1	1.0	0.2	0.7	0.5	-0.6
Paperboard.....	09	14	18.1	3.9	0.2	0.8	0.1	0.0
Corrugated paperboard in sheets and rolls, lined and unlined.....	09	1405	14.9	3.5	0.7	0.9	-0.5	0.0
Corrugated paperboard in sheets and rolls, lined and unlined.....	09	140551	14.9	3.5	0.7	0.9	-0.5	0.0
Paperboard, excluding corrugated paperboard.....	09	1411	18.8	4.0	0.1	0.8	0.3	0.0
Recycled paperboard.....	09	141105	22.0	3.3	0.4	1.2	0.6	0.1
Unbleached kraft packaging and industrial converting paperboard.....	09	141107	-	5.3	0.0	0.9	0.0	0.0
Bleached packaging and industrial converting paperboard.....	09	141112	-	2.5	0.0	0.3	0.6	0.0
Converted paper and paperboard products.....	09	15	13.1	1.8	1.0	0.5	1.2	1.0
Sanitary paper products, including stock.....	09	1501	5.8	0.0	1.1	0.1	0.8	0.9
Sanitary paper products, including stock.....	09	150123	5.8	0.0	1.1	0.1	0.8	0.9
Sanitary tissue paper products, made in paper mills.....	09	1501233	5.2	0.2	1.4	-0.2	1.2	0.3
Paper table napkins, industrial & retail pkgs bulk & dispenser types, made in paper mills.....	09	15012332	3.8	0.7	0.1	0.0	1.5	0.8
Paper towels, industrial pkgs (rolled, folded, and interfolded), made in paper mills.....	09	15012335	5.5	0.0	0.0	2.3	1.2	-0.9
Other sanitary paper products, made in paper mills.....	09	15012337	7.1	-0.3	3.0	-2.1	3.4	1.3

See footnotes at end of table.

Table 7. Producer price index percentage changes for commodity and service groupings and individual items, not seasonally adjusted — Continued
[February 2022]

Title	Commodity code		Unadjusted 12-month percent change ¹	Unadjusted 1-month percent change ¹				
	Group code	Item code		Feb. 2021 to Feb. 2022 ^P	Sept. to Oct.	Oct. to Nov. ^P	Nov. to Dec. ^P	Dec. to Jan. ^P
Disposable diapers and similar disposable products, purchased sanitary paper stock and wadding.....	09	1501234	6.4	0.0	0.4	0.2	0.0	0.0
Sanitary tissue paper products, made from purchased sanitary paper stock or wadding.....	09	1501235	6.6	-0.6	2.0	1.5	1.0	0.8
Paper, plastic, and foil bags.....	09	1502	16.8	0.8	-0.3	-0.1	-0.1	1.0
Uncoated single-web paper grocers' bags and sacks and variety and shopping bags.....	09	150214	1.5	0.0	0.0	0.0	0.0	0.0
Specialty bags, pouches and liners.....	09	150216	20.8	1.0	-0.4	-0.1	-0.2	1.2
Plastics, foil, and coated paper bags.....	09	1502161	17.9	-0.5	9.1	0.5	0.6	-1.1
Specialty bags, pouches, and liners, multiweb laminations and foil, except film-film.....	09	15021612	16.5	-0.8	8.6	0.8	1.0	-1.9
Single-web film specialty bags, pouches, and liners.....	09	1502162	22.1	1.2	-1.4	-0.2	-0.3	1.7
Polyethylene grocery and variety bags and pouches.....	09	15021621	21.6	0.0	-3.3	-0.2	0.0	5.0
Polyethylene refuse bags.....	09	15021622	21.6	2.6	-0.9	-3.2	-1.4	-1.6
Other polyethylene bags, pouches, and liners.....	09	15021625	19.8	1.8	-0.5	-1.3	-0.5	1.4
Coextruded single-web film specialty bags, pouches, & liners.....	09	15021626	39.1	0.0	0.0	4.7	-0.1	0.1
Multiweb film/film combination specialty bags, pouches and liners.....	09	1502163	11.3	0.9	0.2	0.7	1.0	-0.4
Paper boxes and containers.....	09	1503	16.4	3.3	1.1	0.4	1.9	0.9
Corrugated shipping containers.....	09	150301	16.8	3.6	0.2	0.3	1.7	0.1
Corrugated shipping containers for food and beverages and carryout boxes for retail food.....	09	1503011	10.8	2.4	0.5	0.5	1.3	0.5
Corrugated shipping containers for paper and allied products.....	09	1503012	21.4	5.0	0.0	0.4	3.2	0.0
Corrugated shipping containers for metal and electrical machinery.....	09	1503013	15.4	4.5	0.5	0.2	0.7	0.0
Corrugated shipping containers for all other end uses.....	09	1503014	19.6	2.1	0.0	0.1	0.0	0.0
Setup (rigid) paperboard boxes.....	09	150322	33.4	3.3	0.2	3.6	6.7	0.9
Folding paperboard boxes, packaging, and packaging components.....	09	150336	15.9	3.2	1.5	1.8	1.5	2.6
Folding paperboard boxes, packaging, and packaging components.....	09	15033601	16.0	3.2	1.5	1.8	1.5	2.6
Paperboard fiber drums with ends of any material.....	09	150337	20.9	0.7	5.1	0.2	0.4	0.7
Milk and milk-type paperboard cartons, including juice, beverage, and other products.....	09	150351	-	1.4	-	-	-	-
Other corrugated and solid fiber products, including containers, pallets, pads, etc.....	09	1504	14.3	4.7	0.7	0.2	0.1	0.0
Other corrugated and solid fiber products, including containers, pallets, pads, etc.....	09	150441	14.3	4.7	0.7	0.2	0.1	0.0
Office supplies and accessories.....	09	1506	14.0	-0.1	1.9	2.4	3.2	0.7
Envelopes.....	09	150636	15.7	1.4	3.8	1.5	1.3	2.1
Die-cut paper and paperboard office supplies.....	09	150646	22.0	0.0	0.6	7.2	6.2	0.0
Paper supplies for business machines and other misc. unprinted office supplies.....	09	150655	9.4	-2.8	1.1	1.1	4.5	-0.7
Tablets, pads, and related products.....	09	150657	8.5	0.0	0.3	2.0	4.2	0.0
Fiber cans, tubes, and similar fiber products.....	09	1507	26.1	1.8	0.9	3.0	2.0	7.7
Fiber cans, all fiber and composite.....	09	150731	24.9	0.5	0.4	0.5	0.6	19.5
Fiber cores and tubes.....	09	150732	26.9	2.4	1.1	4.2	2.6	2.2
Paperboard cones, reels, spools, bobbins, blocks, and all vulcanized fiber products.....	09	150733	14.6	1.2	0.2	0.0	0.0	0.0
Molded pulp goods, including egg cartons, florists pots, food trays, etc.....	09	1508	18.3	5.7	1.5	0.8	0.5	1.2
Molded pulp goods, including egg cartons, florists pots, food trays, etc.....	09	150814	18.3	5.7	1.5	0.8	0.5	1.2
Miscellaneous converted paper and paperboard products.....	09	1509	13.1	1.7	1.2	0.8	0.4	1.0
Pasted, lined, laminated, or surface-coated paperboard.....	09	150901	20.6	0.7	0.0	2.1	1.4	0.0
Wallcoverings.....	09	150902	0.8	0.8	0.0	0.0	0.0	0.0
Other sanitary paper products & misc. converted paper & paperboard products.....	09	150999	12.6	1.9	1.5	0.6	0.2	1.3
Miscellaneous converted paper and paperboard products.....	09	1509992	17.2	2.6	2.1	0.7	0.1	1.7
Pressure-sensitive products.....	09	16	14.5	0.6	1.5	1.1	1.4	0.6
Pressure-sensitive products.....	09	1601	14.5	0.6	1.5	1.1	1.4	0.6
Pressure-sensitive products.....	09	160101	14.5	0.6	1.5	1.1	1.4	0.6
Building paper & building board mill prods.....	09	2	17.7	3.0	2.5	2.7	13.5	0.4
Hardboard, particleboard & fiberboard prods.....	09	22	17.7	3.0	2.5	2.7	13.5	0.4
Particleboard and fiberboard.....	09	2201	14.5	3.0	2.7	2.9	11.1	0.3
Particleboard made from particleboard produced at the same location.....	09	220125	39.8	1.4	1.8	2.5	0.4	0.4
Medium density fiberboard (MDF) made from MDF produced at the same location.....	09	220131	55.9	2.1	5.0	1.5	1.4	1.1
Prefinished particleboard and medium density fiberboard (MDF) made from purchased materials.....	09	220141	77.9	1.8	1.5	4.1	3.7	1.1
Hardboard products.....	09	2202	65.8	3.4	0.4	0.4	47.7	0.7
Hardboard products.....	09	220206	65.8	3.4	0.4	0.4	47.7	0.7
Publications, printed matter and printing material.....	09	4	12.1	0.6	3.1	0.7	1.2	2.2

See footnotes at end of table.

Table 7. Producer price index percentage changes for commodity and service groupings and individual items, not seasonally adjusted — Continued
[February 2022]

Title	Commodity code		Unadjusted 12-month percent change ¹	Unadjusted 1-month percent change ¹				
	Group code	Item code		Feb. 2021 to Feb. 2022 ^P	Sept. to Oct.	Oct. to Nov. ^P	Nov. to Dec. ^P	Dec. to Jan. ^P
Books printing.....	09	44	15.5	1.1	1.5	1.6	2.3	2.0
Books printing.....	09	4401	15.5	1.1	1.5	1.6	2.3	2.0
Books printing.....	09	440114	15.5	1.1	1.5	1.6	2.3	2.0
Textbook printing and binding.....	09	4401141	19.0	2.7	2.1	1.8	1.5	0.4
Technical, scientific, & professional book printing & binding.....	09	4401143	24.3	0.8	2.3	0.2	8.3	2.4
Religious book printing and binding.....	09	4401145	21.3	1.3	3.7	4.0	2.6	1.5
General book (trade, etc.) printing and binding.....	09	4401147	19.9	0.3	1.7	2.5	1.9	4.5
Other book and pamphlet printing and binding.....	09	440114E	3.7	0.1	0.0	0.4	1.4	0.2
Manifold business forms printing.....	09	45	2.3	0.0	2.2	0.0	0.1	0.0
Manifold business forms printing.....	09	4501	2.3	0.0	2.2	0.0	0.1	0.0
Manifold business forms printing, excluding checkbooks.....	09	450105	2.3	0.0	2.2	0.0	0.1	0.0
Unit set business forms, loose or bound, manifold books, and pegboard accounting systems.....	09	4501051	—	0.0	0.0	0.0	0.3	—
Commercial printing.....	09	47	13.0	0.6	3.6	0.6	1.3	2.5
Magazine and periodical printing.....	09	4701	15.0	4.4	0.0	2.6	-0.1	1.5
Magazine and periodical printing (lithographic).....	09	470102	15.1	4.4	0.0	2.6	-0.1	1.5
Label and wrapper printing for packaging.....	09	4702	12.1	0.4	0.7	0.2	0.6	5.6
Label and wrapper printing (lithographic).....	09	470202	1.0	0.0	0.0	0.0	0.0	0.0
Label and wrapper printing (flexographic).....	09	470205	16.5	0.7	1.2	0.0	0.9	7.5
Catalog and directory printing.....	09	4703	3.9	0.3	0.4	0.0	1.7	1.1
Catalog and directory printing (lithographic).....	09	470302	3.9	0.3	0.4	0.0	1.7	1.1
Advertising printing.....	09	4705	4.5	0.5	0.4	0.4	0.3	1.5
Advertising printing (lithographic).....	09	470506	4.5	0.6	0.4	0.4	0.3	1.5
Other general job printing.....	09	4706	8.7	0.0	0.4	0.9	4.2	1.6
Quick printing.....	09	470604	0.5	0.0	0.0	0.0	0.0	0.0
Other commercial and general job printing.....	09	470609	10.6	-0.2	0.6	0.9	5.5	1.9
Other commercial and general job printing (lithographic).....	09	4706091	11.1	-0.2	0.6	0.9	5.7	2.0
All other commercial and general job printing.....	09	4706094	0.4	0.1	0.0	0.0	0.2	0.0
Other commercial printing, incl. screen, engraving, digital, & general job exc. labels/wrappers.....	09	4711	15.5	0.0	5.5	0.6	1.5	0.4
Commercial screen printing, excluding on garments, apparel accessories, & other fabric articles.....	09	471101	9.9	0.0	5.0	0.0	2.4	0.1
Screen printing (excluding on textiles, apparel, apparel accessories, and labels).....	09	4711012	10.0	0.0	5.0	0.0	2.4	0.1
Other commercial and general job screen printing.....	09	47110123	16.4	0.0	7.1	0.0	5.1	0.0
Digital printing.....	09	471103	13.5	-0.2	4.3	0.9	1.6	0.3
Blankbooks, binders, and bookbinding work.....	09	48	8.3	0.4	0.3	0.4	0.1	0.1
Tradebinding and related work.....	09	4802	10.3	0.5	0.9	1.4	0.2	0.3
Edition, library, and other hardcover binding of books printed elsewhere.....	09	480201	—	0.0	—	—	—	—
Miscellaneous binding and postpress work, incl. collating, perforating, folding, gluing, etc.....	09	480203	10.2	0.2	1.2	0.8	0.2	0.5
Softcover, pamphlet, sample book, and other binding of books and materials printed elsewhere.....	09	480204	11.3	1.1	0.2	2.9	0.3	0.0
Services for the printing trade.....	09	49	1.8	0.0	0.0	1.8	0.0	0.0
Prepress services, including platemaking.....	09	4905	1.8	0.0	0.0	1.8	0.0	0.0
Prepress services, excl platemaking (incl film, assembled flats, color sep., typesetting, etc.).....	09	490501	4.6	0.0	0.0	1.5	0.0	0.0
Printing plates and cylinders, prepared for printing (excl. blank plates and blank cylinders).....	09	490502	-2.1	0.0	0.0	2.3	0.0	0.0
Metals and metal products.....	10	—	32.9	1.9	2.3	0.0	0.4	-1.6
Iron and steel.....	10	1	50.3	3.0	3.8	-0.1	-2.5	-7.3
Iron ores.....	10	11	21.7	0.0	1.0	-1.1	-0.5	0.0
Iron ores.....	10	1105	21.7	0.0	1.0	-1.1	-0.5	0.0
Iron ores.....	10	110555	21.7	0.0	1.0	-1.1	-0.5	0.0
Iron and steel scrap.....	10	12	9.3	-0.4	8.8	-1.8	-9.2	-1.4
Carbon steel scrap.....	10	1211	7.0	-0.5	9.3	-2.1	-10.0	-1.9
Heavy melting scrap.....	10	121191	-2.2	-1.8	9.7	-2.6	-13.5	-0.1
Carbon steel scrap bundles.....	10	121192	6.6	-0.8	3.2	0.0	-9.4	-4.7
Shredded carbon steel scrap.....	10	121193	8.5	-0.3	11.4	-3.1	-8.6	-2.9
Cut plate and structural scrap.....	10	121194	11.0	0.1	9.2	0.7	-10.5	-0.1
Other carbon steel scrap.....	10	121195	23.1	1.7	5.9	-3.0	-7.5	-0.9
Stainless and other alloy steel scrap.....	10	1212	46.9	0.0	2.5	1.8	1.0	7.7
Stainless and other alloy steel scrap.....	10	121208	46.9	0.0	2.5	1.8	1.0	7.7
Cast iron scrap.....	10	1213	8.0	-0.2	6.0	0.5	-7.6	-4.7

See footnotes at end of table.

Table 7. Producer price index percentage changes for commodity and service groupings and individual items, not seasonally adjusted — Continued
[February 2022]

Title	Commodity code		Unadjusted 12-month percent change ¹	Unadjusted 1-month percent change ¹				
	Group code	Item code		Feb. 2021 to Feb. 2022 ^P	Sept. to Oct.	Oct. to Nov. ^P	Nov. to Dec. ^P	Dec. to Jan. ^P
Cast iron scrap.....	10	121308	8.0	-0.2	6.0	0.5	-7.6	-4.7
Other ferrous scrap.....	10	1215	10.0	1.3	12.7	-3.0	-12.8	-3.6
Other ferrous scrap.....	10	121501	10.0	1.3	12.7	-3.0	-12.8	-3.6
Foundry and forge shop products.....	10	15	14.8	1.3	0.8	1.3	2.7	1.3
Pressure and soil pipe & fittings, cast iron.....	10	1502	17.9	-0.2	-0.1	0.0	3.2	4.8
Pressure pipe & fittings, cast iron.....	10	15021	14.4	-0.2	-0.1	0.0	1.5	6.1
Pressure pipe & fittings, ductile iron.....	10	150211	14.4	-0.2	-0.1	0.0	1.5	6.0
Soil pipe & fittings, cast iron.....	10	150227	-	0.0	-	-	-	-
Other gray and ductile iron castings.....	10	1504	14.8	2.4	0.5	2.3	0.9	1.5
Ductile iron castings (excluding pressure pipe & fittings).....	10	150413	14.2	-0.1	1.2	2.2	0.7	1.4
Ductile iron castings for automotive uses.....	10	1504131	11.6	-0.9	0.0	0.1	0.3	-0.5
Ductile iron castings for all other uses.....	10	1504132	16.3	0.7	2.1	3.9	1.0	2.8
Gray iron castings (excluding soil & pressure pipe & fittings).....	10	150419	15.9	4.6	0.0	2.4	1.1	1.6
Steel investment castings.....	10	1506	12.4	1.7	0.6	3.6	3.0	1.0
Steel investment castings.....	10	150624	12.4	1.7	0.6	3.6	3.0	1.0
Carbon steel castings, except investment.....	10	1507	-2.5	0.3	1.1	0.0	0.3	0.4
Carbon steel castings, except investment.....	10	150701	-2.5	0.3	1.1	0.0	0.3	0.4
High alloy steel castings, excluding investment.....	10	1508	-	0.0	2.3	0.9	6.5	-
High alloy steel castings, excluding investment.....	10	150801	-	0.0	2.3	0.9	6.5	-
Other alloy steel castings, except investment.....	10	1509	10.2	0.2	0.1	0.0	4.6	0.8
Other alloy steel castings, except investment.....	10	150901	10.2	0.2	0.1	0.0	4.6	0.8
Other forge shop products.....	10	1513	18.7	0.9	1.2	0.3	3.7	0.7
Closed die forgings, ferrous.....	10	151359	23.2	0.9	1.0	0.3	5.2	0.8
Hot impression die impact, press and upset steel forgings.....	10	15135912	24.2	1.0	1.1	0.3	5.2	0.8
Hot impression die impact, press, and upset carbon steel forgings.....	10	151359121	23.3	0.3	1.0	0.0	1.8	2.4
Hot impression die impact, press, & upset alloy steel forgings, except stainless and high temp.....	10	151359122	22.7	1.9	1.3	0.6	3.6	-0.8
Steel mill products.....	10	17	74.4	4.1	3.0	0.2	-1.5	-9.9
Semifinished steel mill products.....	10	1702	54.3	3.5	3.5	2.7	2.9	-2.5
Hot rolled steel sheet and strip, including tin mill products.....	10	1703	94.0	3.5	3.6	-1.3	-6.4	-16.0
Hot rolled steel sheet and strip, including tin mill products.....	10	170301	94.1	3.5	3.6	-1.3	-6.4	-16.0
Hot rolled steel bars, plates, and structural shapes.....	10	1704	45.6	0.8	1.8	0.8	5.2	0.2
Hot rolled steel bars, plates, & structural shapes, alloy.....	10	170406	30.1	-1.5	2.6	1.2	3.1	-1.2
Hot rolled steel bars, plates, and structural shapes, carbon.....	10	170410	48.6	1.1	1.6	0.7	5.6	0.2
Steel wire.....	10	1705	41.0	0.4	1.9	3.0	6.7	2.8
Steel wire, carbon.....	10	170501	41.8	1.5	1.9	3.2	7.2	1.3
Steel wire, stainless steel.....	10	170502	40.9	-2.5	2.4	2.8	2.0	8.6
Steel wire, alloy.....	10	170503	-	-1.6	-0.6	0.8	-	-
Steel pipe and tube.....	10	1706	71.8	3.0	6.8	2.2	3.2	0.7
Steel pipe and tube, carbon.....	10	170652	77.7	3.2	5.0	2.7	3.0	0.7
Steel pipe and tube, stainless steel.....	10	170674	36.0	2.6	1.9	1.6	5.7	1.2
Cold rolled steel sheet and strip.....	10	1707	103.9	7.9	1.4	-0.6	-3.8	-18.0
Cold rolled steel sheet and strip.....	10	170710	103.9	7.9	1.4	-0.6	-3.8	-18.0
Cold finished steel bars and bar shapes.....	10	1708	25.6	0.7	1.5	4.6	0.6	0.2
Cold finished steel bars and bar shapes.....	10	170810	25.6	0.7	1.5	4.6	0.6	0.2
Electrometallurgical ferroalloy products.....	10	1712	45.0	4.8	-2.2	0.2	21.4	2.4
Electrometallurgical ferroalloy products.....	10	171201	45.0	4.8	-2.2	0.2	21.4	2.4
Nonferrous metals.....	10	2	21.7	0.6	0.9	-2.5	3.3	3.0
Nonferrous metal ores.....	10	21	12.9	-6.4	3.6	-3.4	3.6	-1.0
Gold ores.....	10	2105	-	-0.6	2.1	-1.5	-	-
Gold ores.....	10	210501	-	-0.6	2.1	-1.5	-	-
Other metal ores.....	10	2112	-	-11.4	0.0	0.0	0.0	-
Other metal ores.....	10	211201	-	-11.4	0.0	0.0	0.0	-
Primary nonferrous metals.....	10	22	33.4	3.9	-3.7	0.5	4.7	5.4
Primary nonferrous metals.....	10	2201	33.4	3.9	-3.7	0.5	4.7	5.4
Copper cathode and refined copper.....	10	220131	-	0.5	0.2	-1.0	1.2	-
Other nonferrous metals, unalloyed.....	10	220181	32.6	3.4	2.3	0.4	2.2	4.2
Nonferrous scrap.....	10	23	17.6	0.9	-0.1	-4.8	4.7	6.6
Copper base scrap.....	10	2301	24.0	2.9	0.2	-0.6	2.3	0.9
No. 1 copper scrap, including wire.....	10	230101	25.8	3.2	0.0	-0.8	2.1	1.1
No. 2 copper scrap, including wire.....	10	230102	26.3	3.7	-0.1	-0.2	3.2	0.7
Yellow brass scrap.....	10	230103	25.5	4.1	1.1	-1.0	4.6	1.4
Other copper and brass scrap.....	10	230104	16.4	0.4	0.2	0.0	-0.3	0.2

See footnotes at end of table.

Table 7. Producer price index percentage changes for commodity and service groupings and individual items, not seasonally adjusted — Continued
[February 2022]

Title	Commodity code		Unadjusted 12-month percent change ¹	Unadjusted 1-month percent change ¹				
	Group code	Item code		Feb. 2021 to Feb. 2022 ^P	Sept. to Oct.	Oct. to Nov. ^P	Nov. to Dec. ^P	Dec. to Jan. ^P
Aluminum base scrap.....	10	2302	40.1	1.2	-0.2	0.0	1.3	2.6
Solids and clippings, new aluminum base scrap.....	10	230201	—	-1.8	-4.6	—	—	—
Used beverage can scrap.....	10	230205	77.6	6.2	-4.4	-0.8	12.9	17.8
Other old aluminum base scrap.....	10	230206	23.8	3.0	3.1	0.1	-1.0	7.6
Other nonferrous scrap (including lead, zinc and precious metals).....	10	2303	-0.8	-1.1	-0.4	-12.9	10.9	15.7
Other nonferrous scrap (including lead, zinc and precious metals).....	10	230309	-0.8	-1.1	-0.4	-12.9	10.9	15.7
Secondary nonferrous metals.....	10	24	13.2	0.2	0.8	0.5	2.8	3.4
Secondary aluminum.....	10	2402	47.0	4.8	4.2	0.1	2.5	5.0
Secondary aluminum.....	10	240229	47.0	4.8	4.2	0.1	2.5	5.0
Secondary copper, alloyed and unalloyed.....	10	2403	8.7	-1.3	-1.3	-0.8	0.7	3.1
Secondary copper, alloyed and unalloyed.....	10	240339	8.7	-1.3	-1.3	-0.8	0.7	3.1
Secondary precious metals.....	10	2406	—	-2.1	-2.0	2.8	3.8	—
Secondary precious metals.....	10	240669	—	-2.1	-2.0	2.8	3.8	—
All other miscellaneous secondary nonferrous metals, including lead.....	10	2408	9.1	-1.9	2.1	-3.4	2.1	-0.2
All other miscellaneous secondary nonferrous metals, including lead.....	10	240801	9.1	-1.9	2.1	-3.4	2.1	-0.2
Nonferrous mill shapes.....	10	25	30.0	2.7	1.6	-4.1	3.9	3.8
Aluminum mill shapes.....	10	2501	37.3	4.3	2.0	-5.9	4.1	6.2
Aluminum sheet and strip.....	10	250105	37.7	4.2	2.2	-7.3	3.3	7.0
Extruded aluminum rod, bar, and other extruded shapes.....	10	250162	42.3	4.0	2.4	-7.2	5.6	6.8
Aluminum extruded and drawn pipe and tube.....	10	250163	25.5	-3.7	1.3	-8.4	10.4	7.5
Copper and brass mill shapes.....	10	2502	24.4	0.1	1.2	-3.0	3.1	0.8
Copper and copper alloy sheet, strip and plate.....	10	250237	25.3	0.0	1.3	-1.5	9.7	1.9
Copper and copper alloy rod, bar and shapes.....	10	250238	17.7	0.3	0.6	-4.6	2.3	0.2
Copper and copper alloy pipe and tube.....	10	250239	—	-0.5	2.4	-0.4	1.0	—
Nickel and nickel-base alloy mill shapes.....	10	2504	28.0	2.7	0.5	0.6	9.1	0.0
Nickel and nickel-base alloy mill shapes.....	10	250466	28.0	2.7	0.5	0.6	9.1	0.0
Titanium and titanium-base alloy mill shapes.....	10	2505	5.5	0.0	0.0	1.4	3.5	0.0
Titanium and titanium-base alloy mill shapes.....	10	250505	5.5	0.0	0.0	1.4	3.5	0.0
Other nonferrous mill shapes.....	10	2519	13.0	1.6	0.9	1.1	2.1	1.1
All other nonferrous metal mill shapes, except precious metal.....	10	251935	17.8	1.1	1.4	1.7	2.1	1.7
Nonferrous wire and cable.....	10	26	25.7	3.2	1.5	-1.6	0.1	0.9
Nonferrous wire and cable.....	10	2603	25.7	3.2	1.5	-1.6	0.1	0.9
Electronic wire and cable.....	10	260301	10.5	-1.4	3.7	-4.3	1.2	0.1
Copper wire and cable.....	10	260314	15.6	0.2	2.5	-2.3	-0.2	0.1
Power wire and cable.....	10	260332	41.6	11.8	2.2	-0.3	-2.7	-0.2
Fiber optic cable.....	10	260333	4.0	0.1	0.3	0.6	0.0	0.0
Other wire and cable.....	10	260398	16.8	1.3	-1.6	-0.4	0.6	4.0
Nonferrous forge shop products.....	10	27	10.3	0.5	1.5	-0.2	1.3	0.9
Nonferrous forge shop products.....	10	2701	10.3	0.5	1.5	-0.2	1.3	0.9
Nonferrous forge shop products.....	10	270111	10.3	0.5	1.5	-0.2	1.3	0.9
Hot impression die, impact, press and upset aluminum and other nonferrous forgings.....	10	27011111	11.2	0.5	1.6	-0.2	1.4	1.0
Hot impression die, impact, press and upset aluminum and aluminum alloy forgings.....	10	27011111	19.5	1.0	3.1	-0.5	2.1	1.9
Hot impression die, impact, press and upset titanium and titanium alloy forgings.....	10	27011112	3.2	0.0	0.0	0.0	0.0	0.0
Other nonferrous hot impression die impact, press, and upset forgings.....	10	27011113	2.0	0.0	0.0	0.0	1.9	0.0
Nonferrous foundry shop products.....	10	28	13.8	0.5	1.1	0.9	1.9	1.3
Aluminum castings.....	10	2802	12.3	0.5	0.9	1.4	1.8	1.0
Aluminum die-castings.....	10	280207	13.5	0.5	0.9	1.5	2.1	1.3
Aluminum castings, excluding die-castings.....	10	280208	10.0	0.6	0.9	1.3	1.4	0.5
Castings, nonferrous (except aluminum).....	10	2807	16.6	0.4	1.7	-0.1	2.0	1.9
Castings, nonferrous (except aluminum).....	10	280701	16.6	0.4	1.7	-0.1	2.0	1.9
Nonferrous die-castings (except aluminum).....	10	2807011	12.9	0.9	0.9	-0.1	4.2	1.2
Copper base castings (excluding die-castings).....	10	2807013	24.0	0.1	1.2	-0.1	0.5	1.4
Metal containers.....	10	3	34.6	2.9	1.3	2.8	10.4	2.6
Metal cans and can components.....	10	31	32.7	2.4	0.0	3.8	13.2	3.4
Steel cans and tinware end products.....	10	3102	38.8	2.5	0.0	0.0	11.8	10.2
Steel cans and tinware end products.....	10	310231	38.8	2.5	0.0	0.0	11.8	10.2
Aluminum cans and can components.....	10	3103	29.7	2.4	0.0	5.8	13.8	0.1
Aluminum cans and can components.....	10	310331	29.7	2.4	0.0	5.8	13.8	0.1
Barrels, drums, pails and other metal containers.....	10	32	41.1	4.3	5.2	0.1	2.4	0.0
Barrels, drums, pails and other metal containers.....	10	3201	41.1	4.3	5.2	0.1	2.4	0.0

See footnotes at end of table.

Table 7. Producer price index percentage changes for commodity and service groupings and individual items, not seasonally adjusted — Continued
[February 2022]

Title	Commodity code		Unadjusted 12-month percent change ¹	Unadjusted 1-month percent change ¹				
	Group code	Item code		Feb. 2021 to Feb. 2022 ^P	Sept. to Oct.	Oct. to Nov. ^P	Nov. to Dec. ^P	Dec. to Jan. ^P
Steel shipping barrels and drums (excl. beer barrels) (more than 12-gallon capacity).....	10	320106	41.7	6.8	7.6	0.0	-0.7	-0.2
All other metal containers.....	10	320107	41.7	4.0	5.0	0.1	4.9	0.0
Hardware.....	10	4	16.8	5.0	1.2	0.3	0.6	1.1
Hardware, n.e.c.....	10	41	23.5	7.7	1.4	0.3	0.7	1.1
Builders' hardware.....	10	4101	15.8	4.2	1.8	0.1	0.8	0.4
Builders' hardware (lock units, key blanks, door & window hardware, cabinet hardware, etc.).....	10	410104	15.8	4.2	1.8	0.1	0.8	0.4
Transportation equipment hardware.....	10	4103	27.7	17.5	0.0	0.3	0.7	0.9
Motor vehicle hardware.....	10	410311	34.6	24.8	0.0	0.2	0.0	0.0
Other transportation equipment hardware, incl. marine & aircraft (excl. motor vehicle hardware).....	10	410341	10.9	-0.9	0.0	0.7	2.9	3.5
Furniture hardware.....	10	4104	28.2	3.8	4.3	0.9	0.0	0.0
Furniture hardware.....	10	410411	28.2	3.8	4.3	0.9	0.0	0.0
Other miscellaneous hardware.....	10	4105	44.6	0.6	2.1	0.3	1.1	5.2
Other miscellaneous hardware.....	10	410502	44.6	0.6	2.1	0.3	1.1	5.2
Hand and edge tools.....	10	42	6.2	0.4	0.7	0.4	0.5	1.2
Hand and edge tools.....	10	4201	6.2	0.4	0.7	0.4	0.5	1.2
Mechanics hand service tools.....	10	420135	5.9	0.6	0.0	0.6	0.6	1.7
Edge tools, hand operated.....	10	420145	14.1	0.0	1.6	0.3	0.1	2.7
All other misc handtools, including cutting dies, machine & power-driven (except metal cutting).....	10	420155	4.3	0.5	0.6	0.5	0.5	0.4
All other handtools, n.e.c.....	10	4201554	5.9	0.6	0.9	0.7	0.7	0.6
Saw blades and handsaws.....	10	420168	3.9	0.0	2.1	0.0	0.4	0.0
Plumbing fixtures and fittings.....	10	5	6.1	0.5	0.2	1.9	1.5	0.4
Plumbing fixture fittings and trim.....	10	54	5.4	0.0	0.3	0.4	2.6	0.0
Plumbing fixtures, fittings, and trim.....	10	5402	5.4	0.0	0.3	0.4	2.6	0.0
Lavatory and sink fittings.....	10	540218	3.2	0.0	0.0	0.7	1.3	0.0
Miscellaneous plumbing fixtures, fittings, and trim.....	10	540223	12.2	0.0	0.9	0.0	6.5	0.0
Enameled iron & metal sanitary ware.....	10	56	8.4	0.2	-0.2	7.7	-1.4	1.7
Enameled iron and metal sanitary ware.....	10	5601	8.4	0.2	-0.2	7.7	-1.4	1.7
Enameled iron and metal sanitary ware.....	10	560102	8.4	0.2	-0.2	7.7	-1.4	1.7
Heating equipment.....	10	6	20.3	0.9	1.1	3.0	1.8	0.6
Steam and hot water equipment.....	10	61	-	0.0	0.0	7.0	0.0	-
Steam and hot water equipment.....	10	6101	-	0.0	0.0	7.0	0.0	-
Cast iron heating boilers, radiators and convectors.....	10	610106	-	0.0	0.0	-	-	-
Furnaces and heaters, including parts.....	10	62	18.9	1.7	2.3	0.9	3.5	1.0
Furnaces and heaters, including parts.....	10	6201	18.9	1.7	2.3	0.9	3.5	1.0
Furnaces and heaters, including parts.....	10	620146	18.9	1.7	2.3	0.9	3.5	1.0
Warm air furnaces, including parts.....	10	6201461	20.6	2.0	2.8	0.8	4.1	0.9
Warm air furnaces.....	10	62014611	22.8	2.2	3.1	0.8	4.5	0.9
Floor and wall furnaces, unit heaters, infrared heaters, & mechanical stokers, including parts.....	10	6201462	10.8	0.0	0.0	1.3	0.4	1.6
Other heating equipment, non-electric, including parts.....	10	63	17.0	1.6	1.4	4.3	2.1	0.6
Other heating equipment, non-electric, including parts.....	10	6301	17.0	1.6	1.4	4.3	2.1	0.6
Other heating equipment, non-electric, including parts.....	10	630161	17.0	1.6	1.4	4.3	2.1	0.6
Domestic heating stoves.....	10	64	15.6	0.4	0.0	2.0	3.6	2.5
Domestic heating stoves.....	10	6401	15.6	0.4	0.0	2.0	3.6	2.5
Domestic heating stoves.....	10	640141	15.5	0.4	0.0	2.0	3.6	2.5
Domestic water heaters.....	10	66	29.3	0.0	0.0	3.0	0.1	0.0
Domestic water heaters.....	10	6601	29.3	0.0	0.0	3.0	0.1	0.0
Household water heaters, electric, for permanent installation.....	10	660101	31.6	0.0	0.0	3.8	0.0	0.0
Household water heaters, except electric.....	10	660114	27.4	0.0	0.0	2.4	0.2	0.0
Fabricated structural metal products.....	10	7	39.8	1.8	2.8	1.6	0.8	1.2
Metal doors, sash, and trim.....	10	71	40.1	0.9	12.5	1.1	2.0	0.9
Metal doors and frames (except storm).....	10	7102	40.2	1.2	10.0	1.0	1.2	1.0
Metal doors and frames (except storm).....	10	710209	40.2	1.2	10.0	1.0	1.2	1.0
Metal windows (except storm sash).....	10	7103	26.6	0.9	9.3	2.1	1.8	1.2
Metal windows (except storm sash).....	10	710313	26.6	0.9	9.3	2.1	1.8	1.2
Metal molding and trim and store fronts.....	10	7104	106.0	0.3	46.0	0.4	0.3	0.3
Metal molding and trim and store fronts.....	10	710413	106.0	0.3	46.0	0.4	0.3	0.3
Metal combination screen, storm sash, and storm doors.....	10	7105	5.4	0.0	5.2	0.0	0.2	0.0

See footnotes at end of table.

Table 7. Producer price index percentage changes for commodity and service groupings and individual items, not seasonally adjusted — Continued
 [February 2022]

Title	Commodity code		Unadjusted 12-month percent change ¹ Feb. 2021 to Feb. 2022 ^P	Unadjusted 1-month percent change ¹				
	Group code	Item code		Sept. to Oct.	Oct. to Nov. ^P	Nov. to Dec. ^P	Dec. to Jan. ^P	Jan. to Feb. ^P
Metal combination screen, storm sash, and storm doors.....	10	710515	5.4	0.0	5.2	0.0	0.2	0.0
Metal window and door screens (except combination screens) and metal weather strip.....	10	7107	21.0	0.1	0.7	0.1	12.1	0.1
Metal window and door screens (except combination screens) and metal weather strip.....	10	710717	21.0	0.1	0.7	0.1	12.1	0.1
Metal tanks.....	10	72	22.2	1.8	0.6	0.2	1.6	0.5
Metal tanks.....	10	7201	22.2	1.8	0.6	0.2	1.6	0.5
Metal tanks, heavy gauge, including field-erected.....	10	720123	22.2	1.8	0.6	0.2	1.6	0.5
Sheet metal products.....	10	73	35.4	1.3	2.3	1.9	1.3	1.6
Sheet metal products.....	10	7301	35.4	1.3	2.3	1.9	1.3	1.6
Sheet metal air-conditioning ducts and stove pipe.....	10	730120	—	—	0.7	13.0	1.4	0.3
Sheet metal roofing and roof drainage equipment.....	10	730170	45.6	—	0.9	1.4	5.2	-1.4
Sheet metal electronic enclosures.....	10	7301C	16.7	0.2	0.7	1.3	0.1	4.1
Steel sheet metal computer & peripheral equipment enclosures.....	10	7301C1	15.5	—	0.4	-0.3	0.0	2.4
Aluminum sheet metal computer & peripheral equipment enclosures.....	10	7301C2	—	—	0.5	1.6	0.0	11.9
Other sheet metal electronic enclosures (excl. computers).....	10	7301C3	—	—	1.0	2.2	0.2	1.6
Other sheet metal work.....	10	7301G	16.1	2.1	3.6	0.2	1.7	2.2
Aluminum and other sheet metal work.....	10	7301G3	—	—	5.0	0.3	0.3	0.4
Structural, architectural, and pre-engineered metal products.....	10	74	49.2	2.6	2.4	2.1	0.5	1.4
Fabricated structural metal.....	10	7405	48.2	0.0	2.6	2.4	2.2	2.0
Fabricated structural metal bar joists and concrete reinforcing bars.....	10	74051	49.8	0.0	0.7	1.9	-0.3	-0.5
Fabricated structural iron & steel for industrial bldgs metal bar joists, short span.....	10	740510	22.6	0.5	1.3	1.4	0.0	1.9
Fabricated structural iron & steel for commercial, residential, institutional, & public bldgs.....	10	740514	56.4	-0.1	0.5	2.0	-0.4	-0.9
Other fabricated structural metal, including for bridges.....	10	74055	45.8	-0.1	6.0	3.3	6.3	5.9
Fabricated structural metal for bridges.....	10	740553	35.1	-1.7	3.4	1.5	9.7	0.5
Other fabricated structural iron and steel, aluminum, and other metals.....	10	740554	47.6	0.2	6.4	3.6	5.8	6.9
Custom roll form products.....	10	7407	95.2	8.5	4.6	3.9	-3.8	0.8
Custom roll form products.....	10	740775	95.2	8.5	4.6	3.9	-3.8	0.8
Ornamental and architectural metal work.....	10	7408	41.4	7.9	0.4	0.9	-0.1	0.2
Iron, steel, and aluminum stairs, staircases and fire escapes.....	10	740803	100.7	22.0	0.4	0.2	-1.9	0.0
Steel and aluminum fences, gates (not wire), and railings and window guards.....	10	740813	31.0	5.0	0.9	0.5	2.5	0.1
Open metal flooring, grating and studs.....	10	740814	48.4	1.4	0.5	4.6	0.0	0.0
Other architectural and ornamental metal work.....	10	74082	17.8	1.8	0.6	1.4	0.7	0.8
Other aluminum and metal architectural and ornamental work.....	10	740821	26.3	3.8	2.0	4.4	2.1	2.5
Other iron and steel architectural and ornamental work.....	10	740822	13.7	1.1	0.0	0.0	0.0	0.0
Metal stalls and corrals.....	10	740824	—	-1.6	0.4	0.0	0.0	—
Fabricated metal pipe, tube, and fittings.....	10	7411	22.3	0.6	1.2	0.1	0.5	0.9
Fabricated metal pipe, tube, and fittings.....	10	741151	22.3	0.6	1.2	0.1	0.5	0.9
Heat exchangers and steam condensers.....	10	75	15.5	0.4	1.8	0.0	-0.2	0.5
Heat exchangers and steam condensers.....	10	7501	15.5	0.4	1.8	0.0	-0.2	0.5
Heat exchangers and steam condensers (except for nuclear applications).....	10	750103	15.5	0.5	2.1	0.0	-0.2	0.6
Fabricated steel plate.....	10	76	43.5	0.0	1.2	2.5	0.7	2.2
Fabricated steel plate.....	10	7601	43.5	0.0	1.2	2.5	0.7	2.2
Fabricated steel plate.....	10	760102	43.6	0.0	1.2	2.5	0.7	2.2
Stationary and marine power boilers.....	10	77	—	0.6	0.3	0.0	—	—
Steel power boilers, parts and attachments (excl. nuclear applications).....	10	7701	—	—	—	0.0	—	—
Steel power boilers, parts and attachments (excl. nuclear applications).....	10	770122	—	—	—	0.0	—	—
Prefabricated metal buildings.....	10	79	32.1	0.7	0.1	0.6	0.1	-0.2
Prefabricated metal building systems (excl. farm service bldgs, residential bldgs, and parts).....	10	7901	32.2	1.6	0.0	0.1	0.0	-0.5
Prefabricated metal building systems (excl. farm service bldgs, residential bldgs, and parts).....	10	790101	32.2	1.6	0.0	0.1	0.0	-0.5
Non-industrial prefabricated metal building systems (excl. farm svc., residential, and parts).....	10	7901011	—	-0.4	—	—	—	—
Industrial & commercial prefab metal building systems (excl. farm svc bldgs, residential, parts).....	10	7901012	31.9	2.1	0.0	0.1	0.0	-0.4
Farm service buildings and other prefabricated and portable buildings, steel and aluminum.....	10	7902	14.9	-2.0	0.3	0.3	0.9	-1.3
Farm service buildings and other prefabricated and portable buildings, steel and aluminum.....	10	790201	14.9	-2.0	0.3	0.3	0.9	-1.3
Panels, parts, and sections for prefabricated buildings, steel and aluminum.....	10	7903	55.4	-0.5	0.6	3.3	-0.5	2.3

See footnotes at end of table.

Table 7. Producer price index percentage changes for commodity and service groupings and individual items, not seasonally adjusted — Continued
[February 2022]

Title	Commodity code		Unadjusted 12-month percent change ¹	Unadjusted 1-month percent change ¹				
	Group code	Item code		Feb. 2021 to Feb. 2022 ^P	Sept. to Oct.	Oct. to Nov. ^P	Nov. to Dec. ^P	Dec. to Jan. ^P
Panels, parts, and sections for prefabricated buildings, steel and aluminum.....	10	790354	55.4	-0.5	0.6	3.3	-0.5	2.3
Miscellaneous metal products.....	10	8	15.0	1.3	0.6	1.4	1.0	1.0
Bolts, nuts, screws, rivets, and washers.....	10	81	16.4	0.9	0.1	0.7	0.7	1.1
Externally threaded fasteners, except aircraft types.....	10	8102	12.9	0.9	0.7	0.8	0.6	1.8
Hex bolts, including heavy, tap-and-joint.....	10	810206	23.2	1.8	3.1	0.6	0.5	5.9
Cap, set, machine, lag, flange, and self-locking screws, except aircraft types.....	10	810231	18.1	0.9	-0.1	1.6	0.5	3.7
Other metal bolts, incl. square, round, plow, high-strength structural, and bent.....	10	810262	10.8	1.3	0.0	2.9	0.0	-2.2
Other externally threaded metal fasteners, including studs, except aircraft types.....	10	810263	5.1	0.2	0.4	-0.5	0.9	-0.8
Internally threaded fasteners, except aircraft types.....	10	8103	3.8	0.5	0.0	0.8	0.6	3.2
Internally threaded fasteners, except aircraft types.....	10	810312	3.8	0.5	0.0	0.8	0.6	3.2
Nonthreaded metal fasteners, except aircraft types.....	10	8104	25.1	5.1	-0.6	3.8	0.6	0.7
Nonthreaded metal fasteners, except aircraft types.....	10	810424	25.1	5.1	-0.6	3.8	0.6	0.7
Aircraft fasteners, except plastics (including aerospace).....	10	8105	33.0	0.0	0.0	0.0	1.1	0.0
Aircraft fasteners, except plastics (including aerospace).....	10	810536	33.0	0.0	0.0	0.0	1.1	0.0
Formed products, except fasteners, made by cold-, warm-, or hot-heading processes.....	10	8106	2.8	1.3	-1.4	0.1	0.0	0.0
Formed products, except fasteners, made by cold-, warm-, or hot-heading processes.....	10	810648	2.8	1.3	-1.4	0.1	0.0	0.0
Lighting fixtures.....	10	83	9.2	0.5	0.4	0.8	1.2	0.4
Residential electric lighting fixtures, except portable.....	10	8302	13.0	1.9	0.2	3.1	-3.0	0.7
Residential electric lighting fixtures, except portable.....	10	830225	13.0	1.9	0.2	3.1	-3.0	0.7
Commercial, institutional and industrial electric lighting fixtures.....	10	8303	10.5	0.5	0.8	0.3	0.3	0.6
Commercial and institutional electric lighting fixtures, including parts and accessories.....	10	830302	9.6	0.7	0.6	0.1	0.2	0.1
Industrial electric lighting fixtures, including parts and accessories.....	10	830304	13.8	0.1	1.3	0.9	0.6	2.4
Other lighting equipment.....	10	8305	6.8	0.1	0.0	1.0	3.1	0.0
Outdoor lighting equipment (including parts and accessories).....	10	830522	11.5	0.2	0.0	1.7	5.3	0.0
All other miscellaneous electric and nonelectric lighting equipment, incl parts and accessories.....	10	830524	0.3	0.0	0.0	0.0	0.0	0.0
Ammunition, except for small arms.....	10	85	-	-	-	-	-	-
Ammunition, except for small arms.....	10	8501	-	-	-	-	-	-
Ammunition, except for small arms.....	10	850101	-	-	-	-	-	-
Ordnance and ordnance accessories, n.e.c.....	10	86	10.3	0.0	0.0	9.8	0.0	0.0
Ordnance and ordnance accessories, n.e.c.....	10	8601	10.3	0.0	0.0	9.8	0.0	0.0
Ordnance and ordnance accessories, n.e.c.....	10	860101	10.3	0.0	0.0	9.8	0.0	0.0
Fabricated ferrous wire products.....	10	88	32.1	2.1	1.0	2.7	1.3	2.0
Ferrous wire rope, cable, forms and strand.....	10	8801	39.1	0.9	0.1	5.9	2.0	3.9
Ferrous wire rope, cable, forms and strand.....	10	880101	39.1	0.9	0.1	5.9	2.0	3.9
Ferrous wire cloth, other woven wire products.....	10	8807	18.9	2.0	4.3	0.9	0.6	0.8
Ferrous wire cloth, other woven wire products.....	10	880701	18.9	2.0	4.3	0.9	0.6	0.8
Other fabricated ferrous wire products.....	10	8809	29.4	2.3	1.0	0.9	1.0	1.3
Steel fencing and fence gates.....	10	880993	36.6	7.5	0.0	0.0	-0.6	2.5
Other fabricated ferrous wire products, n.e.c.....	10	880996	27.7	1.0	1.3	1.2	1.4	1.0
Steel nails, staples, tacks, spikes and brads.....	10	8812	40.5	5.9	1.6	5.4	0.9	-0.1
Steel nails, staples, tacks, spikes and brads.....	10	881201	40.5	5.9	1.6	5.4	0.9	-0.1
Other miscellaneous metal products.....	10	89	14.1	1.4	0.7	1.4	1.1	1.0
Wire springs.....	10	8904	22.4	0.5	0.6	10.1	0.1	1.8
Precision mechanical wire springs.....	10	890424	10.2	1.1	0.3	1.8	0.3	1.4
Precision mechanical extension- and torsion-type wire springs.....	10	8904241	16.0	0.3	0.5	2.7	0.9	4.1
Precision mechanical compression-type springs.....	10	8904242	7.8	1.4	0.1	1.4	0.0	0.3
Other metal products.....	10	8905	11.2	0.9	0.8	0.7	1.0	1.0
Automotive job stampings.....	10	890507	6.6	1.0	0.8	0.6	1.0	0.0
Precision turned products, automotive.....	10	890521	4.1	0.0	2.3	0.0	0.1	0.0
Precision turned products, except automotive.....	10	890522	13.5	1.0	1.0	0.8	0.9	4.5
Metal powders, paste, and flake.....	10	890564	14.3	2.2	0.0	0.0	0.5	0.1
Powder metallurgy parts, except bearings, gears, etc.....	10	890571	2.2	0.5	0.1	0.0	0.8	0.0
Other fabricated metal products.....	10	890589	20.2	0.2	0.7	1.3	1.5	-0.1
Metal stampings n.e.c.....	10	8907	25.9	3.9	0.0	2.4	1.3	0.6
Metal job stampings, except automotive.....	10	890701	31.0	4.8	0.0	3.0	1.6	0.7
Recreational vehicle metal job stamping.....	10	8907011	-	0.0	0.0	12.5	1.4	-
Motor and generator metal job stamping.....	10	8907012	17.4	5.0	0.0	0.0	1.2	0.0

See footnotes at end of table.

Table 7. Producer price index percentage changes for commodity and service groupings and individual items, not seasonally adjusted — Continued
 [February 2022]

Title	Commodity code		Unadjusted 12-month percent change ¹	Unadjusted 1-month percent change ¹				
	Group code	Item code		Feb. 2021 to Feb. 2022 ^P	Sept. to Oct.	Oct. to Nov. ^P	Nov. to Dec. ^P	Dec. to Jan. ^P
Other metal job stampings.....	10	8907013	19.9	7.3	0.1	0.5	1.9	-0.3
Metal foil and leaf.....	10	8908	18.0	1.0	0.1	2.4	4.1	-0.3
Flexible packaging foil.....	10	890811	18.0	1.0	0.1	2.4	4.1	-0.3
Heavy gauge springs.....	10	8909	34.7	10.4	0.6	4.7	-0.4	7.1
Hot formed steel springs, except wire.....	10	890912	19.3	15.6	0.0	3.5	-1.0	-1.8
Cold formed steel springs, except wire.....	10	890913	53.2	4.8	1.4	6.1	0.2	17.0
Machinery and equipment.....	11	—	9.1	0.9	0.7	0.7	1.5	0.9
Agricultural machinery and equipment.....	11	1	16.7	2.0	1.8	1.8	0.3	2.0
Agricultural machinery and equipment.....	11	14	16.7	2.0	1.8	1.8	0.3	2.0
Commercial turf and grounds care equipment, including parts and attachments.....	11	1401	8.0	2.1	-0.7	0.2	-0.8	2.0
Commercial turf and grounds care equipment, including parts and attachments.....	11	140111	8.0	2.1	-0.7	0.2	-0.8	2.0
Farm plows, harrows, rollers, pulverizers, etc., and attachments.....	11	1402	17.0	0.9	0.0	1.7	0.0	3.5
Farm plows, harrows, rollers, pulverizers, etc., and attachments.....	11	140211	17.0	0.9	0.0	1.7	0.0	3.5
Farm dairy equipment, sprayers and dusters, farm blowers, and attachments.....	11	1404	9.1	0.2	0.0	5.1	0.0	0.7
Farm dairy equipment, sprayers and dusters, farm blowers, and attachments.....	11	140411	9.1	0.2	0.0	5.1	0.0	0.7
Planting, seeding, and fertilizing machinery and attachments.....	11	1405	12.9	-0.2	0.9	3.5	1.2	1.2
Planting, seeding, and fertilizing machinery and attachments.....	11	140511	12.9	-0.2	0.9	3.5	1.2	1.2
Harvesting machinery (except hay and straw) and attachments.....	11	1406	10.9	2.8	1.2	0.8	0.0	1.6
Harvesting machinery (except hay and straw) and attachments.....	11	140611	10.9	2.8	1.2	0.8	0.0	1.6
Haying machinery and attachments.....	11	1407	15.9	5.7	0.0	5.1	-0.8	0.0
Haying machinery and attachments.....	11	140711	15.9	5.7	0.0	5.1	-0.8	0.0
All other farm machinery and equipment, excluding parts, including attachments.....	11	1408	32.8	2.4	3.0	1.7	0.4	5.0
All other farm machinery and equipment, excluding parts, including attachments.....	11	140811	32.8	2.4	3.0	1.7	0.4	5.0
Parts for farm machinery, for sale separately.....	11	1409	26.3	1.0	6.7	0.4	1.8	1.4
Parts for farm machinery, for sale separately.....	11	140911	26.3	1.0	6.7	0.4	1.8	1.4
Construction machinery and equipment.....	11	2	9.2	3.0	0.4	0.8	0.3	0.8
Tractors and attachments, ex. parts.....	11	2A	8.5	2.8	0.3	2.1	0.0	-0.3
Construction machinery for mounting (excluding parts, winches, snow clearing attachments).....	11	2A03	10.1	4.1	0.1	1.2	-0.1	0.8
Construction machinery for mounting (excluding parts, winches, snow clearing attachments).....	11	2A0302	10.1	4.1	0.1	1.2	-0.1	0.8
Tractor shovel loaders (skid steer, wheel, crawler, and integral design backhoes).....	11	2A04	6.6	3.6	0.5	0.2	0.0	0.0
Tractor shovel loaders (skid steer, wheel, crawler, and integral design backhoes).....	11	2A0406	6.6	3.6	0.5	0.2	0.0	0.0
Construction wheel and crawler tractors, dozers, self-propelled log skidders, etc.....	11	2A05	9.5	2.2	0.2	3.4	0.0	-0.6
Construction wheel and crawler tractors, dozers, self-propelled log skidders, etc.....	11	2A0501	9.5	2.2	0.2	3.4	0.0	-0.6
Power cranes, draglines, & shovels (excavators) (incl. surface mining equipment) (excl. parts).....	11	2B	7.0	3.8	0.1	0.0	0.1	0.3
Power cranes, draglines, & shovels (excavators) (incl. surface mining equip.) (excluding parts).....	11	2B05	7.0	3.8	0.1	0.0	0.1	0.3
Power cranes, draglines, & shovels (excavators) (incl. surface mining equip.) (excluding parts).....	11	2B0504	7.0	3.8	0.1	0.0	0.1	0.3
Mixers, pavers, and related equipment (excluding parts).....	11	2C	10.9	4.7	0.7	0.0	0.7	0.0
Mixers, pavers, and related equipment (excluding parts).....	11	2C01	10.9	4.7	0.7	0.0	0.7	0.0
Mixers, pavers, and related equipment (excluding parts).....	11	2C0109	10.9	4.7	0.7	0.0	0.7	0.0
Off-highway, equipment, ex. parts.....	11	2D	5.8	2.9	0.3	0.0	0.0	0.0
Off-highway trucks, haulers, truck-type tractor chassis, trailers, etc. (excluding parts).....	11	2D02	3.6	0.9	-0.1	0.0	0.1	0.0
Off-highway trucks, haulers, truck-type tractor chassis, trailers, etc. (excluding parts).....	11	2D0201	3.6	0.9	-0.1	0.0	0.1	0.0
Graders, rollers & compactors, rough-terrain forklifts, scrapers, trenchers, etc. (excl. parts).....	11	2D03	7.3	4.3	0.5	0.0	0.0	0.0
Graders, rollers & compactors, rough-terrain forklifts, scrapers, trenchers, etc. (excl. parts).....	11	2D0301	7.3	4.3	0.5	0.0	0.0	0.0
Misc. construction machinery and equipment.....	11	2J	11.5	2.7	0.0	0.4	0.6	2.3
Winches, aerial work platforms, and automotive wrecker hoists, including parts and attachments.....	11	2J01	17.8	1.4	0.0	0.8	0.1	4.5
Winches, aerial work platforms, and automotive wrecker hoists, including parts and attachments.....	11	2J0101	17.7	1.4	0.0	0.8	0.1	4.5

See footnotes at end of table.

Table 7. Producer price index percentage changes for commodity and service groupings and individual items, not seasonally adjusted — Continued
 [February 2022]

Title	Commodity code		Unadjusted 12-month percent change ¹	Unadjusted 1-month percent change ¹				
	Group code	Item code		Feb. 2021 to Feb. 2022 ^P	Sept. to Oct.	Oct. to Nov. ^P	Nov. to Dec. ^P	Dec. to Jan. ^P
Other construction machinery and equipment (excluding parts).....	11	2J03	5.3	4.1	0.1	0.0	1.1	0.0
Other construction machinery and equipment (excluding parts).....	11	2J0301	5.3	4.1	0.1	0.0	1.1	0.0
Parts for construction machinery and equipment, sold separately.....	11	2K	13.0	1.8	2.6	1.2	1.2	1.8
Parts for construction machinery and equipment, sold separately.....	11	2K01	13.0	1.8	2.6	1.2	1.2	1.8
Parts for cranes, draglines, and shovels (including surface mining equipment) (sold separately).....	11	2K0101	16.2	0.3	3.1	0.0	2.0	7.5
Parts for off-highway wheel tractors and shovel loaders (sold separately).....	11	2K0102	7.4	0.5	6.1	0.3	0.0	-1.4
Parts for other construction machinery (sold separately).....	11	2K0103	13.2	3.0	1.2	2.1	1.1	-0.2
Metalworking machinery and equipment.....	11	3	7.4	1.1	0.3	1.2	1.1	0.4
Power-driven handtools, including parts and attachments.....	11	32	9.2	5.9	0.1	0.1	2.6	0.0
Power-driven handtools, including parts and attachments.....	11	3211	9.2	5.9	0.1	0.1	2.6	0.0
Power-driven handtools, including parts and attachments.....	11	321101	9.2	5.9	0.1	0.1	2.6	0.0
Power-driven handtools, pneumatic, hydraulic, and powder-actuated.....	11	3211011	9.8	5.1	0.1	0.0	3.8	0.0
Power-driven handtools, electric (except battery powered), including parts.....	11	3211014	8.3	6.6	0.1	0.4	0.9	0.0
Welding machines and equipment.....	11	33	12.6	0.0	0.0	2.6	0.5	1.0
Arc welding machines, components, and accessories, excluding electrodes and stud welding equip.....	11	3301	22.1	0.0	0.0	5.3	0.1	0.0
Arc welding machines, components, and accessories, excluding electrodes and stud welding equip.....	11	330175	22.1	0.0	0.0	5.3	0.1	0.0
Resistance welders, components, accessories, and electrodes.....	11	3302	10.5	0.3	0.0	3.0	0.0	3.5
Resistance welders, components, accessories, and electrodes.....	11	330276	10.5	0.3	0.0	3.0	0.0	3.5
Gas welding and cutting equipment, parts, attachments, and accessories.....	11	3304	6.2	0.0	0.3	0.0	4.7	0.3
Gas welding and cutting equipment, parts, attachments, and accessories.....	11	330461	6.2	0.0	0.3	0.0	4.7	0.3
Other welding equipment, components, and accessories (excluding arc, resistance, and gas).....	11	3306	9.1	0.0	0.0	0.3	0.4	2.8
Other welding equipment, components, and accessories (excluding arc, resistance, and gas).....	11	330629	9.1	0.0	0.0	0.3	0.4	2.8
Industrial process furnaces and ovens.....	11	34	10.9	0.8	0.4	0.1	2.9	0.5
Industrial process furnaces and ovens, except parts and attachments.....	11	3407	9.3	0.6	0.4	0.1	2.4	0.6
Industrial process furnaces and ovens, except parts and attachments.....	11	340711	9.3	0.6	0.4	0.1	2.4	0.6
Parts and attachments for industrial process furnaces and ovens.....	11	3409	15.7	1.5	0.2	0.0	4.4	0.3
Parts and attachments for industrial process furnaces and ovens.....	11	340901	15.7	1.5	0.2	0.0	4.4	0.3
Cutting tools and accessories.....	11	35	6.4	0.9	0.6	0.7	1.2	1.1
Small cutting tools.....	11	3501	5.4	1.1	0.2	0.9	1.2	1.0
End mills and milling cutters.....	11	350144	2.4	0.8	0.0	0.1	1.1	0.0
Threading tools, including blanks, tips and inserts.....	11	350145	11.9	0.0	1.5	0.0	0.0	9.9
Carbon and high-speed steel, shank, solid, tipped carbide twist drills.....	11	350146	5.1	0.7	0.0	0.0	0.0	1.4
Taps, carbide indexable, and throwaway inserts for machine tools.....	11	350147	4.1	1.4	0.9	0.0	0.0	0.0
Other cutting tools for machine tools, excluding tips and blanks.....	11	350149	5.6	1.2	0.0	1.4	1.7	0.3
Precision measuring tools.....	11	3502	-	0.0	-	-	-	-
Precision measuring tools.....	11	350243	-	0.0	-	-	-	-
Other machine tool attachments and accessories.....	11	3505	14.1	0.9	3.5	0.7	2.1	1.8
Other machine tool attachments and accessories.....	11	350501	14.1	0.9	3.5	0.7	2.1	1.8
Abrasive products.....	11	36	8.1	0.5	0.1	3.4	0.4	-0.3
Nonmetallic sized grains, powders, and flour abrasives (incl. graded only).....	11	3601	7.1	0.0	0.0	6.9	0.0	0.1
Nonmetallic sized grains, powders, and flour abrasives (incl. graded only).....	11	360105	7.1	0.0	0.0	6.9	0.0	0.1
Nonmetallic abrasive products (including diamond abrasives).....	11	3603	7.8	0.3	0.3	3.9	1.1	0.4
Nonmetallic abrasive products (including diamond abrasives).....	11	360311	7.8	0.3	0.3	3.9	1.1	0.4
Nonmetallic coated abrasive products and buffing wheels, polishing wheels, and laps.....	11	3605	8.3	1.9	0.0	1.6	0.3	0.0
Nonmetallic coated abrasive products and buffing wheels, polishing wheels, and laps.....	11	360505	8.3	1.9	0.0	1.6	0.3	0.0
Metal cutting machine tools.....	11	37	4.5	0.7	0.0	1.1	0.8	0.2
Other metal-cutting machine tools.....	11	3720	4.3	1.1	0.0	0.7	1.1	0.2
Other metal-cutting machine tools.....	11	372041	4.3	1.1	0.0	0.7	1.1	0.2
Metal machining centers.....	11	3721	3.0	0.0	0.0	2.7	0.0	0.0
Metal machining centers.....	11	372121	3.0	0.0	0.0	2.7	0.0	0.0
Rebuilt metal-cutting machine tools and parts for metal-cutting machine tools.....	11	3753	7.1	0.0	0.0	0.7	0.0	0.8

See footnotes at end of table.

Table 7. Producer price index percentage changes for commodity and service groupings and individual items, not seasonally adjusted — Continued
 [February 2022]

Title	Commodity code		Unadjusted 12-month percent change ¹	Unadjusted 1-month percent change ¹				
	Group code	Item code		Feb. 2021 to Feb. 2022 ^P	Sept. to Oct.	Oct. to Nov. ^P	Nov. to Dec. ^P	Dec. to Jan. ^P
Rebuilt metal-cutting machine tools and parts for metal-cutting machine tools.....	11	375311	7.1	0.0	0.0	0.7	0.0	0.8
Metal forming machine tools.....	11	38	2.7	-0.2	0.5	0.6	0.4	0.0
Metal-forming machine tools (except rebuilt and parts).....	11	3826	2.3	-0.2	0.1	0.5	0.4	0.0
Metal punching and shearing (power & manual), and bending and forming machines (power only).....	11	382611	0.6	-0.5	0.1	0.0	0.0	0.0
Metalworking presses (except forging and die-stamping presses).....	11	382631	2.7	0.0	0.0	2.7	0.0	0.0
Other metal-forming machine tools (except presses).....	11	382651	-	0.0	0.0	0.0	1.1	-
Rebuilt metal-forming machine tools and parts for metal-forming machine tools.....	11	3852	4.5	0.0	2.2	0.9	0.4	0.0
Rebuilt metal-forming machine tools and parts for metal-forming machine tools.....	11	385205	4.5	0.0	2.2	0.9	0.4	0.0
Tools, dies, jigs, fixtures & ind. molds.....	11	39	7.0	1.1	0.5	0.7	1.0	0.2
Special tools, dies, jigs, and fixtures.....	11	3901	6.9	1.6	0.1	0.3	1.2	0.2
Special tools, dies, jigs, and fixtures.....	11	390135	6.9	1.6	0.1	0.3	1.2	0.2
Jigs and fixtures, including parts.....	11	3901351	12.6	3.8	0.0	0.7	0.3	0.6
Metalworking dies and die sets.....	11	3901353	3.4	0.2	0.0	0.1	1.1	0.1
Standard punches, industrial prototypes, die parts & other special tooling for dies.....	11	3901357	5.7	1.0	0.6	0.0	2.6	0.0
Industrial molds and mold boxes.....	11	3903	7.0	0.5	1.0	1.3	0.7	0.1
Industrial injection-type molds made of metal for plastics.....	11	390312	4.6	0.0	1.4	0.0	0.8	0.0
Other industrial molds and mold boxes.....	11	390331	8.4	0.8	0.8	2.1	0.6	0.2
Metalworking machinery n. e. c.....	11	3A	2.2	0.1	0.1	0.1	0.1	0.9
Other metalworking machinery.....	11	3A02	3.3	0.3	0.2	0.2	0.2	0.2
Other metalworking machinery.....	11	3A0201	3.3	0.3	0.2	0.2	0.2	0.2
Rolling mill machinery.....	11	3B	-	0.0	0.0	0.0	-	-
Rolling mill machinery.....	11	3B01	-	0.0	0.0	0.0	-	-
Rolling mill machinery.....	11	3B0101	-	0.0	0.0	0.0	-	-
General purpose machinery and equipment.....	11	4	13.1	1.0	0.8	1.2	2.3	1.1
Pumps, compressors, and equipment.....	11	41	11.6	0.5	0.3	0.9	1.9	2.5
Industrial pumps, except hydraulic fluid power pumps.....	11	4102	10.3	0.2	0.0	0.0	3.1	0.9
Industrial pumps, except hydraulic fluid power pumps.....	11	410212	10.4	0.2	0.0	0.0	3.1	0.9
Parts and attachments for air and gas compressors and vacuum pumps.....	11	4107	16.6	-	0.0	1.9	0.0	7.2
Parts and attachments for air and gas compressors, ex. refrigeration, ice making, & a/c.....	11	410701	-	-	0.0	1.9	0.0	7.2
Measuring and dispensing pumps and parts and attachments.....	11	4109	14.8	-	0.0	5.3	0.0	5.0
Measuring and dispensing pumps and parts and attachments.....	11	410906	14.8	-	0.0	5.3	0.0	5.0
Domestic water systems.....	11	4113	-	0.0	0.0	0.0	8.7	-
Domestic water systems.....	11	411311	-	0.0	0.0	0.0	8.7	-
Air and gas compressors and vacuum pumps.....	11	4115	13.1	0.4	0.5	0.0	1.3	2.7
Air and gas compressors and vacuum pumps.....	11	411501	13.1	0.4	0.5	0.0	1.3	2.7
Other pumps, including parts and attachments.....	11	4119	9.6	0.4	0.4	1.6	1.1	1.5
Parts and attachments for pumps.....	11	411911	7.0	0.1	0.0	0.0	0.9	1.8
All other pumps, including domestic sump, oil well, and oil field pumps.....	11	411915	10.9	0.5	0.6	2.3	1.1	1.3
Domestic sump pumps.....	11	4119151	-	-	0.0	-	-	-
Other pumps, except automotive circulating pumps, and measuring & dispensing pumps.....	11	4119155	13.2	0.8	1.5	1.0	0.1	3.3
Elevators, escalators, and other lifts.....	11	42	17.3	1.4	0.0	8.8	1.5	0.7
Elevators and moving stairways.....	11	4201	20.1	1.6	0.0	11.0	1.9	0.9
Elevators and moving stairways.....	11	420112	20.0	1.6	0.0	11.0	1.9	0.9
Parts and attachments for elevators and moving stairs (sold separately).....	11	4202	7.8	0.5	0.0	1.2	0.0	0.0
Parts and attachments for elevators and moving stairs (sold separately).....	11	420221	7.8	0.5	0.0	1.2	0.0	0.0
Fluid power equipment.....	11	43	12.5	1.6	0.4	2.0	2.7	0.8
Fluid power pumps and parts.....	11	4301	8.1	0.4	0.2	0.2	2.6	0.6
Nonaerospace-type reciprocating fluid power pumps.....	11	430112	8.6	0.9	0.2	0.4	2.0	0.5
Nonaerospace-type rotary and other fluid power pumps.....	11	430113	-	0.0	0.0	0.0	1.1	1.0
Nonaerospace-type fluid power motors.....	11	430115	8.8	0.3	0.5	0.6	2.8	0.8
Parts for fluid power pumps, motors, and hydrostatic transmissions.....	11	430119	18.2	0.1	0.0	0.0	6.9	0.0
Fluid power valves.....	11	4302	9.2	0.1	0.1	5.0	0.8	0.3
Fluid power valves.....	11	430201	9.2	0.1	0.1	5.0	0.8	0.3
Nonaerospace type hydraulic directional control valves.....	11	4302013	4.1	-0.4	0.7	0.2	0.3	0.0
Nonaerospace type pneumatic directional control valves.....	11	4302015	9.4	1.7	0.0	0.0	4.2	0.0
Aerospace type fluid power valves.....	11	430201A	11.8	0.3	0.0	9.4	-0.2	0.0

See footnotes at end of table.

Table 7. Producer price index percentage changes for commodity and service groupings and individual items, not seasonally adjusted — Continued
 [February 2022]

Title	Commodity code		Unadjusted 12-month percent change ¹	Unadjusted 1-month percent change ¹				
	Group code	Item code		Feb. 2021 to Feb. 2022 ^P	Sept. to Oct.	Oct. to Nov. ^P	Nov. to Dec. ^P	Dec. to Jan. ^P
Fluid power cylinders, actuators, accumulators, cushions, & parts.	11	4303	15.6	3.0	0.9	1.4	2.6	0.0
Non-aerospace hydraulic & all aerospace-type fluid power cylinders.	11	430312	17.4	3.6	1.2	1.5	2.9	-0.1
Non-aerospace pneumatic fluid power cylinders.	11	430313	4.7	0.7	0.0	0.0	2.3	0.0
Parts for hydraulic & pneumatic cylinders and actuators.	11	430315	14.8	1.9	0.0	1.5	1.3	0.0
Fluid power hose and tube fittings.	11	4304	15.4	2.1	0.0	1.0	5.3	2.8
Fluid power hose and tube fittings.	11	430406	15.4	2.1	0.0	1.0	5.3	2.8
Nonaerospace type flared (metal) fittings, couplings, and assemblies.	11	4304062	14.9	0.0	0.0	7.4	2.7	0.6
Parts for fluid power valves.	11	4305	10.7	0.0	0.0	0.1	3.4	2.0
Parts for fluid power valves.	11	430501	10.7	0.0	0.0	0.1	3.4	2.0
Industrial material handling equipment.	11	44	13.8	1.2	1.6	1.1	1.0	0.3
Conveying equipment, except parts and accessories.	11	4402	16.7	1.3	1.6	1.8	1.4	0.4
Unit handling conveyors and conveying systems.	11	440212	10.1	0.4	0.4	1.0	0.2	0.3
Unit handling gravity and trolley conveyors and conveying systems.	11	4402122	6.0	1.8	0.0	0.5	0.1	0.0
All other unit handling conveyors, including tow, belt, roller, pneumatic, portable, etc.	11	4402124	11.1	0.0	0.5	1.2	0.3	0.3
Bulk material handling conveyors and conveying systems.	11	440216	25.1	2.4	3.0	2.8	2.6	0.5
Industrial trucks, trailers, and stackers.	11	4403	11.4	1.2	1.7	0.7	0.8	0.2
Industrial trucks, tractors, mobile straddle carriers & cranes, & automatic stacking machines.	11	44035	9.9	1.2	2.0	0.6	1.0	0.0
Work trucks with lifting & handling equipment, riding, electric, self-propelled.	11	440353	9.3	0.7	5.3	0.1	0.6	0.1
Work trucks with lifting & handling equipment, non-riding electric or any non-electric.	11	440356	2.9	0.0	0.0	1.3	0.0	0.0
Work trucks not fitted with lifting & handling equipment, electric or non-electric.	11	440357	19.1	3.2	0.0	0.6	3.7	-0.1
Bulk powered material moving equipment, dock boards, and metal pallets and skids.	11	440358	20.9	2.7	1.0	0.6	0.5	0.0
Parts and attachments for industrial trucks and tractors.	11	440378	19.7	1.7	0.1	1.2	-0.2	1.2
Hoists, overhead cranes, and monorail systems.	11	4404	18.4	1.4	1.0	1.1	1.3	1.2
Hoists and parts and attachments for hoists (sold separately).	11	440481	11.4	0.0	3.6	0.6	0.1	2.0
Overhead traveling cranes and monorail systems, including parts and attachments sold separately.	11	440485	23.1	2.2	-0.6	1.4	2.0	0.8
Parts and accessories for conveyors and conveying systems.	11	4406	14.8	0.8	1.3	0.9	1.2	0.0
Parts and accessories for unit handling conveyors and conveying systems.	11	440601	10.6	0.6	0.4	1.2	0.2	0.0
Parts and accessories for bulk material handling conveyors and conveying systems.	11	440602	18.3	1.0	2.0	0.6	2.0	0.0
Mechanical power transmission equipment.	11	45	11.0	0.5	0.5	0.6	2.9	0.3
Speed changers, drives, gears.	11	4501	9.5	0.7	0.5	0.2	2.3	0.7
Loose gear, pinions and racks.	11	450108	-	-	0.0	0.0	0.9	0.0
Speed changers and industrial high speed drives & parts other than loose gearing.	11	450117	9.1	0.5	0.8	0.3	3.0	1.0
Other power transmission equipment.	11	4502	12.6	0.3	0.5	1.0	3.6	-0.1
Mechanical power transmission equipment, excl. speed changers, drives, & gears.	11	450212	10.8	0.4	0.7	1.3	3.1	-0.2
Scales and balances.	11	46	14.8	0.8	0.6	0.1	1.1	1.9
Vehicle and industrial scales.	11	4611	13.3	0.2	1.0	0.1	1.9	1.0
Vehicle and industrial scales.	11	461101	13.3	0.2	1.0	0.1	1.9	1.0
Motor truck and railroad track scales.	11	4611011	13.0	0.5	1.7	0.0	2.9	1.0
Industrial scales (including automatic checkweigher and bulkweigher scales).	11	4611012	16.2	0.0	0.7	0.4	1.8	1.4
Miscellaneous non-vehicle scales (crane, susp., tank, hopper, measuring dev, lab, bulk conveyer).	11	4611013	8.8	0.0	0.0	0.0	0.0	0.2
Retail, commercial, household, and mailing scales and balances.	11	4612	7.7	0.0	0.0	0.0	0.0	0.6
Retail, commercial, household, and mailing scales and balances.	11	461201	7.7	0.0	0.0	0.0	0.0	0.6
Parts, attachments, and accessories for scales and balances.	11	4613	21.7	2.1	0.2	0.2	0.3	3.9
Parts, attachments, and accessories for scales and balances.	11	461301	21.7	2.1	0.2	0.2	0.3	3.9
Air purification equipment and industrial and commercial fans and blowers.	11	47	12.9	0.2	0.5	0.0	2.8	1.2
Fan, blower, air purification equipment.	11	4701	12.9	0.2	0.5	0.0	2.8	1.2
Dust collection and other air purification equipment for cleaning incoming air.	11	470143	11.6	0.3	0.4	-0.4	4.0	0.5
Air filters for air-conditioners and furnaces, etc., of 2400 CFM or less, except parts.	11	4701431	13.0	0.4	0.4	-0.8	5.6	0.0
Other dust collection and air purification equipment, except parts.	11	4701432	6.1	0.6	0.4	0.0	0.6	0.3
Parts for dust collection and air purification equipment.	11	4701433	12.9	0.0	0.5	0.0	2.7	2.3
Industrial and commercial fans and blowers.	11	470145	21.1	0.3	0.9	0.5	0.1	2.8
Centrifugal blower filter units, and classes I-IV centrifugal fans, except parts.	11	4701452	16.2	0.4	1.2	0.6	0.0	1.8

See footnotes at end of table.

Table 7. Producer price index percentage changes for commodity and service groupings and individual items, not seasonally adjusted — Continued
[February 2022]

Title	Commodity code		Unadjusted 12-month percent change ¹	Unadjusted 1-month percent change ¹				
	Group code	Item code		Feb. 2021 to Feb. 2022 ^P	Sept. to Oct.	Oct. to Nov. ^P	Nov. to Dec. ^P	Dec. to Jan. ^P
Other centrifugal fans and blowers, except parts.....	11	4701453	22.4	0.0	1.4	0.1	0.0	3.8
Axial fans and industrial propeller fans, except parts.....	11	4701457	20.4	0.0	0.7	0.3	0.0	2.1
Power roof ventilators, except parts.....	11	4701458	17.8	0.0	0.0	1.6	0.0	1.7
Parts and accessories for fans and blowers.....	11	4701459	36.6	4.0	0.3	0.2	1.3	1.5
Air conditioning and refrigeration equip.....	11	48	20.5	1.8	1.8	1.4	4.4	1.4
Unitary air-conditioners, except air source heat pumps.....	11	4802	7.9	-0.9	1.8	0.3	3.4	0.3
Unitary air-conditioners, except air source heat pumps.....	11	480222	7.9	-0.9	1.8	0.3	3.4	0.3
Commercial refrigeration equipment.....	11	4803	34.3	4.8	0.9	2.7	6.8	2.1
Commercial refrigeration equipment.....	11	480331	34.3	4.8	0.9	2.7	6.8	2.1
All other miscellaneous refrigeration and air-conditioning equipment.....	11	4806	37.7	13.5	0.6	4.1	1.4	6.1
All other miscellaneous refrigeration and air-conditioning equipment.....	11	480631	37.7	13.5	0.6	4.1	1.4	6.1
Heat transfer equipment, including heat pumps.....	11	4807	21.4	0.3	1.4	2.1	3.5	2.1
Heat transfer equipment, except dehumidifiers.....	11	480732	24.0	0.9	1.5	2.6	3.7	2.6
Heat pumps.....	11	480734	11.1	-2.1	1.0	0.2	2.9	0.1
Parts and accessories for air conditioning and heat transfer equipment.....	11	4809	22.2	0.8	3.3	0.2	4.8	0.0
Parts and accessories for air conditioning and heat transfer equipment.....	11	480901	22.2	0.8	3.3	0.2	4.8	0.0
Refrigeration condensing units.....	11	4815	21.1	2.9	6.2	0.0	5.8	0.0
Refrigeration condensing units.....	11	481511	21.1	2.9	6.2	0.0	5.8	0.0
Miscellaneous general purpose equipment.....	11	49	8.7	0.6	0.4	0.8	1.4	0.7
Metal valves, except fluid power.....	11	4902	8.5	1.0	0.3	1.3	1.4	1.0
Gates, globes, angles, and checks.....	11	490201	8.1	0.6	0.8	0.0	1.6	1.0
Gates, globes, angles, straightway (Y-type) checks, stop & check, 3- & 4-way, etc.....	11	4902011	9.3	0.7	0.9	0.0	1.2	1.4
Industrial valves for water works and municipal equipment.....	11	4902012	-	0.3	0.6	-	-	-
Industrial ball valves, incl. manual and power operated.....	11	490202	7.9	-0.1	-0.2	3.2	1.2	1.2
Industrial butterfly valves, incl. manual and power operated.....	11	490203	7.4	0.0	0.0	2.4	0.7	1.3
Industrial plug valves.....	11	490204	9.7	0.0	3.1	0.0	0.0	0.0
Plumbing and heating valves and specialties, except plumbers' brass goods.....	11	490205	-	0.0	0.0	1.1	5.1	-
Other industrial valves, including nuclear.....	11	490209	6.9	2.5	0.0	0.5	1.3	0.0
Automatic regulating and control valves.....	11	490211	9.9	4.0	0.0	1.0	0.3	3.2
Metal pipe fittings, flanges, and unions.....	11	4903	15.6	0.5	0.6	1.4	2.5	0.6
Metal pipe fittings, flanges, and unions.....	11	490301	15.6	0.5	0.6	1.4	2.5	0.6
Ball and roller bearings.....	11	4905	7.9	0.0	0.6	-0.4	0.3	1.6
Ball bearings, complete, unmounted.....	11	490531	2.6	0.0	0.0	0.0	0.1	0.0
Mounted bearings, except plain.....	11	490534	13.8	0.0	3.2	-1.1	1.0	0.0
Parts and components for ball and roller bearings, incl. balls and rollers.....	11	490535	12.8	0.1	0.0	0.0	1.7	-0.5
Tapered roller bearings (including cups & cones), unmounted.....	11	490537	13.0	0.0	1.2	-1.1	0.0	4.8
Other roller bearings, unmounted.....	11	490538	4.2	0.0	0.0	0.0	0.0	1.9
Industrial patterns.....	11	4907	5.0	0.0	1.2	1.3	0.0	0.8
Industrial patterns.....	11	490701	5.0	0.0	1.2	1.3	0.0	0.8
Filters and strainers.....	11	4908	11.0	0.1	0.4	1.2	2.2	0.4
Filters and strainers, except fluid power.....	11	490805	11.6	0.1	0.5	1.5	2.7	0.5
Industrial filters and strainers and reusable media, except fluid power.....	11	4908051	11.1	0.1	0.4	1.9	2.6	0.4
Nonreusable media for filters and strainers, except fluid power.....	11	4908052	17.8	0.0	1.3	0.0	3.7	0.7
Parts and accessories for filters and strainers, except fluid power.....	11	4908053	5.4	2.4	1.1	-2.5	2.2	1.0
Other miscellaneous general purpose equipment.....	11	4911	5.3	0.6	0.2	0.6	1.4	-0.1
General industrial machinery equipment, n.e.c.....	11	491102	5.9	0.6	0.2	0.7	1.5	-0.1
Electronic computers and computer equipment.....	11	5	6.4	0.5	0.4	0.6	2.3	1.3
Electronic computers.....	11	51	14.5	2.3	1.5	2.4	0.8	5.0
Electronic computers.....	11	5101	14.5	2.3	1.5	2.4	0.8	5.0
Personal computers and workstations (excluding portable computers).....	11	510114	3.9	0.6	-0.4	0.3	0.1	-0.6
Portable computers, laptops, tablets and other single user computers.....	11	510115	-1.1	-0.2	0.1	-1.4	0.3	1.7
Host computers, multiusers (mainframes, UNIX and PC servers).....	11	510116	18.8	3.0	2.3	3.4	1.0	7.0
Computer storage devices.....	11	52	3.1	0.0	0.0	0.0	0.3	0.0
Computer storage devices (except parts, attachments and accessories).....	11	5201	3.4	0.0	0.0	0.0	0.4	0.0
Computer storage devices (except parts, attachments and accessories).....	11	520101	3.4	0.0	0.0	0.0	0.4	0.0
Computer peripheral equipment and parts.....	11	54	4.0	0.0	0.0	0.0	5.1	0.2
POS terminals, funds-transfer devices, computer terminals & other computer peripheral equip.....	11	5406	0.6	0.0	0.0	0.0	2.0	0.3
POS terminals, funds-transfer devices, computer terminals & other computer peripheral equip.....	11	540602	0.6	0.0	0.0	0.0	2.0	0.3

See footnotes at end of table.

Table 7. Producer price index percentage changes for commodity and service groupings and individual items, not seasonally adjusted — Continued
 [February 2022]

Title	Commodity code		Unadjusted 12-month percent change ¹	Unadjusted 1-month percent change ¹				
	Group code	Item code		Feb. 2021 to Feb. 2022 ^P	Sept. to Oct.	Oct. to Nov. ^P	Nov. to Dec. ^P	Dec. to Jan. ^P
Special industry machinery and equipment.....	11	6	14.8	0.3	1.1	0.7	1.2	2.1
Food products machinery.....	11	61	8.1	1.0	1.7	0.9	1.3	0.0
Dairy and milk products plant machinery and equipment.....	11	6101	11.7	2.9	4.6	0.4	0.0	0.0
Dairy and milk products plant machinery and equipment.....	11	610111	11.7	2.9	4.6	0.4	0.0	0.0
Commercial food products machinery (except packaging and cooking equipment).....	11	6104	7.6	1.0	1.3	1.7	1.3	0.0
Commercial food products machinery (except packaging and cooking equipment).....	11	610409	7.6	1.0	1.3	1.7	1.3	0.0
Industrial food products machinery for processing foods, beverages, & animal & fowl feed.....	11	6105	6.9	0.0	0.6	0.3	1.9	0.0
Industrial food products machinery for processing foods, beverages, & animal & fowl feed.....	11	610501	6.9	0.0	0.6	0.3	1.9	0.0
Other industrial food and feed machinery.....	11	6105012	5.5	0.0	0.6	0.5	0.7	0.0
Machinery for sorting, grading, and cleaning fruits, vegetables, eggs, and for processing meat.....	11	6105013	8.7	0.0	0.9	0.0	2.0	0.0
Parts and attachments for industrial food and feed products machinery.....	11	6105014	7.9	0.2	0.3	0.0	4.9	0.0
Textile machinery and equipment.....	11	62	6.5	0.0	0.0	0.2	5.4	0.1
Textile machinery (except parts, attachments, and accessories).....	11	6212	6.9	0.0	0.0	0.0	6.6	0.0
Textile machinery (except parts, attachments, and accessories).....	11	621201	6.9	0.0	0.0	0.0	6.6	0.0
Textile machinery parts and attachments.....	11	6277	5.5	-0.1	0.0	0.7	2.4	0.3
Textile machinery parts and attachments.....	11	627701	5.5	-0.1	0.0	0.7	2.4	0.3
Sawmill and woodworking machinery.....	11	63	13.2	0.1	0.4	0.5	2.9	1.3
Sawmill and woodworking machinery.....	11	6306	13.2	0.1	0.4	0.5	2.9	1.3
Sawmill and woodworking machinery, excluding parts and attachments (sold separately).....	11	630602	14.3	0.1	0.4	0.5	3.3	1.2
Parts, attachments, & accessories for sawmill & woodworking machinery.....	11	630603	8.3	0.0	0.5	0.3	0.6	1.9
Paper industries machinery.....	11	64	6.5	1.0	0.7	0.8	0.9	0.2
Paper industries machinery.....	11	6401	6.5	1.0	0.7	0.8	0.9	0.2
Paper industries machinery, excluding parts & attachments (sold separately).....	11	640114	6.0	2.1	0.2	0.6	0.8	0.0
Parts and attachments for paper industries machinery.....	11	640115	7.0	-0.2	1.3	1.0	0.9	0.4
Printing trades machinery and equipment.....	11	65	6.2	0.1	0.8	2.5	0.2	0.1
Printing presses.....	11	6508	10.5	0.0	0.0	5.7	0.0	0.0
Printing presses.....	11	650830	10.5	0.0	0.0	5.7	0.0	0.0
Other printing machinery and equipment.....	11	6509	4.9	0.1	1.0	1.6	0.3	0.1
Other printing machinery and equipment, incl. pre-press preparation equipment & plates.....	11	650912	1.9	-1.0	0.8	2.4	0.0	-0.9
Parts, attachments, & accessories for printing trades machinery.....	11	650913	6.4	0.7	1.2	1.4	0.3	0.6
Other special industry machinery.....	11	66	21.8	-0.1	0.2	0.0	1.1	4.2
Plastics and rubber working machinery.....	11	6603	-1.4	0.0	0.1	-0.1	0.1	-0.1
Plastics working machinery and equipment, excluding patterns and molds, including parts.....	11	66039	-1.8	0.0	0.1	-0.1	0.2	-0.1
Plasticworking machinery (excluding parts).....	11	660391	-2.3	0.0	0.0	0.0	0.0	0.0
Parts for plasticworking machinery.....	11	660395	0.6	-0.1	0.6	-0.4	0.7	-0.5
Miscellaneous special industry machinery.....	11	6606	25.5	-0.1	0.2	0.0	1.2	4.7
Semiconductor manufacturing machinery and parts.....	11	660638	1.0	0.0	0.0	0.0	0.3	0.0
Packing, packaging, and bottling machinery and parts.....	11	67	11.2	0.0	2.6	3.1	0.8	0.6
Packing, packaging, and bottling machinery and parts.....	11	6705	11.2	0.0	2.6	3.1	0.8	0.6
Packing, packaging, and bottling machinery, excluding parts.....	11	670501	9.5	0.0	3.4	1.3	0.8	0.8
Parts for packing, packaging, and bottling machinery.....	11	670502	14.6	0.0	0.8	7.0	0.6	0.3
Service industry machinery and parts.....	11	68	11.0	0.6	2.0	0.6	1.1	0.5
Service industry machinery and parts.....	11	6801	11.0	0.6	2.0	0.6	1.1	0.5
Commercial cooking and food warming equipment.....	11	680118	20.1	0.3	5.8	0.0	1.4	1.5
Commercial cooking equipment incl. ranges, deep-fat fryers, etc. except electric.....	11	6801181	25.2	0.0	8.3	0.0	1.2	0.0
Commercial electric cooking equipment, incl. ranges, deep-fat fryers, etc.....	11	6801182	14.6	0.8	3.0	0.0	1.8	3.3
Parts and accessories for commercial cooking and food warming equipment.....	11	6801183	10.3	0.1	0.0	0.0	1.5	4.8
Other service industry machinery, incl. electronic teaching mach. & auto. maintenance equipment.....	11	680123	7.1	0.9	0.2	0.9	1.0	0.0
All other parts and attachments for service industry equipment.....	11	6801232	3.4	0.0	0.9	0.0	0.0	0.0
Commercial and industrial floor & carpet cleaning machines, excl. vacuum cleaners.....	11	6801233	4.6	0.0	0.0	0.0	1.0	0.2
Electronic teaching machines, teaching aids, etc., incl. kits.....	11	6801235	0.0	0.0	0.0	0.0	0.0	0.0

See footnotes at end of table.

Table 7. Producer price index percentage changes for commodity and service groupings and individual items, not seasonally adjusted — Continued
 [February 2022]

Title	Commodity code		Unadjusted 12-month percent change ¹	Unadjusted 1-month percent change ¹				
	Group code	Item code		Feb. 2021 to Feb. 2022 ^P	Sept. to Oct.	Oct. to Nov. ^P	Nov. to Dec. ^P	Dec. to Jan. ^P
Other service industry equipment.....	11	6801236	10.7	0.2	0.4	1.7	1.7	0.0
Commercial laundry and drycleaning machinery products.....	11	69	14.2	1.3	1.2	0.0	5.7	3.2
Commercial laundry and drycleaning machinery products.....	11	6909	14.2	1.3	1.2	0.0	5.7	3.2
Commercial laundry and drycleaning machinery products.....	11	690901	14.2	1.3	1.2	0.0	5.7	3.2
Electrical machinery and equipment.....	11	7	7.6	0.5	0.6	0.4	1.5	0.6
Wiring devices.....	11	71	28.9	1.6	1.5	2.0	2.5	1.0
Current-carrying wiring devices.....	11	7101	11.6	0.3	0.6	1.3	0.8	0.7
Current-carrying switches for electrical circuitry (including vehicular switches).....	11	710143	10.3	-0.5	0.0	0.6	0.2	1.3
Current-carrying wire connectors for electrical circuitry.....	11	710144	10.6	0.4	0.8	-0.1	0.3	0.8
Current-carrying wiring devices n.e.c.....	11	710147	14.1	1.1	1.0	3.6	2.0	0.1
Noncurrent-carrying wiring devices.....	11	7102	44.8	2.6	2.2	2.6	3.7	1.2
Noncurrent-carrying electrical conduit and conduit fittings, incl.plastic conduit & fittings.....	11	710216	73.8	4.8	3.9	2.4	3.2	2.4
Other noncurrent-carrying wiring devices and supplies (boxes, covers, bar hangers, etc.).....	11	710217	21.9	2.0	0.9	0.2	2.0	0.5
Porcelain, steatite, and other ceramic electrical products.....	11	710252	18.3	0.2	2.5	2.4	5.7	0.2
Integrating and measuring instruments.....	11	72	3.5	0.3	-0.1	0.0	2.0	0.5
Test equipment for electrical, radio, & communication circuits & motors.....	11	7205	2.1	0.5	0.0	0.0	0.3	0.7
Test equipment for electrical, radio, & communication circuits & motors.....	11	720501	2.2	0.5	0.0	0.0	0.3	0.7
Electrical integrating instruments and other instruments to measure electricity.....	11	7209	-	0.0	-0.3	0.0	5.4	-
Electrical integrating instruments and other instruments to measure electricity.....	11	720901	-	0.0	-0.3	0.0	5.4	-
Motors, generators, motor generator sets.....	11	73	15.7	1.6	2.5	0.1	2.9	2.9
Fractional horsepower motors and generators.....	11	7303	7.6	-1.8	1.5	0.5	1.1	1.7
Fractional horsepower motors and generators.....	11	730312	7.5	-1.8	1.5	0.5	1.1	1.7
Integral horsepower motors and generators (excluding land transportation types).....	11	7304	37.2	0.4	7.8	0.1	6.1	7.5
Integral horsepower motors and generators (excluding land transportation types).....	11	730405	37.2	0.4	7.8	0.1	6.1	7.5
Parts and supplies for motors and generators.....	11	7309	12.3	0.0	3.7	0.0	1.7	2.9
Parts and supplies for motors and generators.....	11	730901	12.3	0.0	3.7	0.0	1.7	2.9
Other motors and generators.....	11	7311	7.6	4.1	-0.5	0.0	1.8	0.4
Other motors and generators.....	11	731101	7.6	4.1	-0.5	0.0	1.8	0.4
Prime mover generator sets, except steam & hydraulic turbine.....	11	7311012	8.1	4.7	-1.5	0.0	3.5	0.6
Transformers and power regulators.....	11	74	34.8	3.0	5.5	1.9	0.6	0.5
Power and distribution transformers, except parts.....	11	7409	33.5	2.4	5.7	4.5	-0.2	0.5
Power and distribution transformers, except parts.....	11	740999	33.5	2.4	5.7	4.5	-0.2	0.5
Other transformers and parts for transformers.....	11	7411	39.1	4.9	5.0	-5.6	3.3	0.6
Switchgear, switchboard, industrial controls equipment.....	11	75	14.9	-0.3	0.4	1.6	2.7	3.3
Industrial controls and related parts and accessories.....	11	7507	11.9	-0.9	0.2	2.5	5.0	0.5
Industrial controls and related parts and accessories.....	11	750799	11.9	-0.9	0.2	2.5	5.0	0.5
General-purpose industrial controls.....	11	7507991	14.4	-1.4	0.0	2.5	7.5	0.5
Parts for industrial controls and motor-control accessories.....	11	7507992	8.6	0.0	0.6	0.9	1.2	1.3
Specific-purpose industrial controls.....	11	7507993	7.0	0.0	0.6	3.1	0.2	0.0
Switchgear and switchboard apparatus.....	11	7522	17.3	0.1	0.5	1.0	0.9	5.6
Switchgear and switchboard apparatus.....	11	752201	17.3	0.1	0.5	1.0	0.9	5.6
Low voltage panelboards and distribution boards, 1000 volts or less..	11	7522013	10.0	0.1	0.3	0.0	1.7	5.9
Switchgear, except relays and ducts.....	11	752201A	22.3	0.2	0.8	1.7	0.4	6.0
Communications and related equipment and miscellaneous electronic systems & equipment.....	11	76	5.8	0.3	0.5	0.1	1.4	0.5
Telephone and wireline data networking equipment.....	11	7601	10.0	0.0	1.0	-0.6	0.6	8.9
Telephone switching and switchboard equipment.....	11	760121	-	0.0	0.0	0.0	0.0	-
Wireline voice and data network equipment.....	11	760141	18.3	0.1	1.8	-1.0	1.2	16.0
Other communications and related equipment, including broadcast and wireless.....	11	7603	3.5	0.9	0.1	0.4	0.6	0.1
Broadcast, studio, and related electronic equipment.....	11	760301	4.8	0.1	0.6	0.0	3.2	0.1
Radio station and wireless communication equipment.....	11	760302	2.0	0.6	-0.2	0.2	0.4	0.1
Other broadcast and wireless communications systems and equipment.....	11	7603023	3.8	1.1	-0.4	0.5	0.7	0.1
Intercommunications, alarm and traffic control systems.....	11	760303	10.3	2.7	1.3	1.3	0.1	0.3
Alarm systems, including electric sirens and horns.....	11	7603031	7.1	-0.5	0.0	0.0	0.0	0.0
Intercommunications systems, including inductive paging systems....	11	7603033	11.7	1.3	4.8	0.9	-0.1	2.1
Electronic systems and equipment, n.e.c.....	11	7605	8.9	0.0	6.5	0.0	0.0	0.0

See footnotes at end of table.

Table 7. Producer price index percentage changes for commodity and service groupings and individual items, not seasonally adjusted — Continued
[February 2022]

Title	Commodity code		Unadjusted 12-month percent change ¹	Unadjusted 1-month percent change ¹				
	Group code	Item code		Feb. 2021 to Feb. 2022 ^P	Sept. to Oct.	Oct. to Nov. ^P	Nov. to Dec. ^P	Dec. to Jan. ^P
Electronic systems and equipment, n.e.c.....	11	760512	8.9	0.0	6.5	0.0	0.0	0.0
Search, detection, navigation & guidance systems and equipment.	11	7606	6.4	0.0	0.0	0.0	2.2	-0.4
Search, detection, navigation & guidance systems and equipment.	11	760613	6.4	0.0	0.0	0.0	2.2	-0.4
Electric lamp bulbs, tubes, and components.....	11	77	3.5	0.8	0.0	0.0	0.5	0.0
Electric lamp bulbs, tubes, and components.....	11	7704	3.5	0.8	0.0	0.0	0.5	0.0
Electric lamp bulbs, tubes, and components.....	11	770401	3.5	0.8	0.0	0.0	0.5	0.0
Electronic components and accessories.....	11	78	3.3	0.2	0.4	0.3	1.1	0.0
Capacitors for electronic circuitry.....	11	7811	5.3	0.0	0.0	0.0	0.0	0.0
Capacitors for electronic circuitry.....	11	781148	5.3	0.0	0.0	0.0	0.0	0.0
Resistors for electronic circuitry.....	11	7812	-	0.0	2.9	0.6	0.0	-
Resistors for electronic circuitry.....	11	781207	-	0.0	2.9	0.6	0.0	-
Relays for electronic circuitry, industrial control overload, and switchgear type.....	11	7821	3.0	0.0	0.0	0.0	1.7	0.0
Relays for electronic circuitry, industrial control overload, and switchgear type.....	11	782116	3.0	0.0	0.0	0.0	1.7	0.0
Switches, mechanical, for electronic circuitry.....	11	7822	5.3	0.0	0.0	0.0	1.9	0.0
Switches, mechanical, for electronic circuitry.....	11	782299	5.3	0.0	0.0	0.0	1.9	0.0
Connectors for electronic circuitry.....	11	7824	4.5	1.9	0.6	0.3	0.9	0.0
Connectors for electronic circuitry.....	11	782481	4.6	1.9	0.6	0.3	0.9	0.0
Filters, crystals, and transducers.....	11	7828	5.5	0.3	-0.6	3.7	0.0	1.3
Filters, crystals, and transducers.....	11	782890	5.5	0.3	-0.6	3.7	0.0	1.3
Crystal, filter, piezoelectric, and other related electronic devices (exc. microwave filters).....	11	7828901	5.4	0.3	-0.6	3.7	0.0	1.3
Integrated microcircuits.....	11	7839	0.0	-1.3	1.1	0.5	0.7	-0.2
Integrated microcircuits.....	11	783911	0.0	-1.3	1.1	0.5	0.7	-0.2
Other semiconductor and related devices.....	11	7847	2.7	0.6	0.0	0.0	0.0	0.2
Other semiconductor devices, including parts (such as chips, wafers and heat sinks).....	11	784711	2.7	0.6	0.0	0.0	0.0	0.2
Bare printed circuit boards.....	11	7849	3.2	0.0	0.0	0.0	0.0	0.0
Bare printed circuit boards.....	11	784901	3.3	0.0	0.0	0.0	0.0	0.0
Electronic coils, transformers, and other inductors.....	11	7853	7.7	0.9	0.0	0.8	0.6	0.2
Electronic coils, transformers, and other inductors.....	11	785399	7.7	0.9	0.0	0.8	0.6	0.2
Microwave components, electron tubes, and other electronic components, n.e.c.....	11	7856	6.2	1.5	0.2	0.2	-0.2	0.0
Microwave components, electron tubes, and other electronic components, n.e.c.....	11	785600	6.2	1.5	0.2	0.2	-0.2	0.0
Printed circuit assemblies, loaded boards, modules and consumer external modems.....	11	7861	5.0	0.5	0.1	0.1	3.9	0.0
Printed circuit assemblies, loaded boards, modules and consumer external modems.....	11	786199	5.0	0.5	0.1	0.1	3.9	0.0
Miscellaneous electrical machinery and equipment.....	11	79	5.4	0.7	0.2	0.1	1.1	0.3
Storage batteries.....	11	7901	13.2	3.0	0.8	1.1	2.3	0.3
Storage batteries, lead acid type, BCI dimensional group 8D or smaller.....	11	790103	13.0	4.5	0.1	0.4	3.7	0.0
Storage batteries, lead acid type, larger than BCI dimensional group 8D.....	11	790104	16.7	0.0	0.0	4.4	0.9	0.0
Storage batteries (excluding lead acid), including parts for all storage batteries.....	11	790105	8.4	0.0	6.3	0.0	-3.2	2.8
Storage batteries (excluding lead acid).....	11	7901051	9.7	0.0	7.4	0.0	-3.7	3.2
Primary batteries.....	11	7902	6.3	-0.1	1.8	-0.1	2.0	0.0
Primary batteries.....	11	790229	6.3	-0.1	1.8	-0.1	2.0	0.0
Carbon and graphite products.....	11	7903	9.2	0.0	0.6	0.0	1.1	1.7
X-ray and electromedical equipment.....	11	7905	0.6	0.0	0.0	0.0	0.3	0.5
Irradiation equipment.....	11	790512	1.3	0.0	0.0	0.0	0.0	2.2
Electromedical equipment, including diagnostic, therapeutic and patient monitoring equipment.....	11	790541	0.3	0.0	0.0	0.0	0.4	0.0
Miscellaneous electrical industrial apparatus.....	11	7929	22.5	2.3	-0.8	0.0	3.1	-1.2
Rectifying apparatus.....	11	792902	11.6	0.4	0.0	0.1	0.1	0.1
Other electrical equipment for industrial use, except for electronic circuitry.....	11	792904	33.2	4.0	-1.5	0.0	5.7	-2.2
All other electrical equipment and components, except industrial.....	11	7939	21.6	18.7	0.5	0.5	0.1	0.0
All other electrical equipment and components, except industrial.....	11	793901	21.6	18.7	0.5	0.5	0.1	0.0
Miscellaneous instruments.....	11	8	6.4	0.4	0.4	0.9	1.6	1.6
Automatic environmental controls for monitoring residential, commercial, and appliance use.....	11	81	9.6	2.3	0.0	0.8	0.5	-0.5
Automatic environmental controls for monitoring residential, commercial, and appliance use.....	11	8105	9.6	2.3	0.0	0.8	0.5	-0.5

See footnotes at end of table.

Table 7. Producer price index percentage changes for commodity and service groupings and individual items, not seasonally adjusted — Continued
 [February 2022]

Title	Commodity code		Unadjusted 12-month percent change ¹	Unadjusted 1-month percent change ¹				
	Group code	Item code		Feb. 2021 to Feb. 2022 ^P	Sept. to Oct.	Oct. to Nov. ^P	Nov. to Dec. ^P	Dec. to Jan. ^P
Automatic environmental controls for monitoring residential, commercial, and appliance use.....	11	810501	9.6	2.3	0.0	0.8	0.5	-0.5
Industrial process control instruments.....	11	82	4.5	0.7	0.1	0.1	2.2	-0.1
Industrial process control instruments.....	11	8201	4.5	0.7	0.1	0.1	2.2	-0.1
Industrial process control instruments.....	11	820171	4.5	0.7	0.1	0.1	2.2	-0.1
Fluid meters and counting devices.....	11	84	6.2	0.0	1.2	2.2	-1.6	0.0
Fluid meters and counting devices.....	11	8401	6.2	0.0	1.2	2.2	-1.6	0.0
Integrating and totalizing meters for gases or liquids.....	11	840102	5.7	0.0	0.0	0.0	0.0	0.0
Counting devices.....	11	840103	5.2	0.0	0.0	7.2	-4.8	0.0
Motor vehicle indicating instruments.....	11	840104	8.2	0.0	5.1	0.0	0.0	0.0
Engineering and scientific instruments.....	11	85	6.8	-0.1	0.6	1.9	3.0	0.7
Aeronautical, nautical, and navigational instruments.....	11	8501	8.0	-0.1	0.5	2.9	4.0	0.5
Aeronautical, nautical, and navigational instruments.....	11	850111	8.0	-0.1	0.5	2.9	4.0	0.5
Hospital beds and specialized hospital furniture.....	11	8504	4.5	0.0	0.9	0.0	0.9	1.0
Hospital beds and specialized hospital furniture.....	11	850404	4.5	0.0	0.9	0.0	0.9	1.0
Measuring instruments and lenses.....	11	86	6.1	0.5	0.3	0.0	1.6	3.3
Sighting, tracking, and fire-control equipment, optical type.....	11	8601	8.9	0.0	1.8	0.0	7.0	0.0
Sighting, tracking, and fire-control equipment, optical type.....	11	860111	8.9	0.0	1.8	0.0	7.0	0.0
All other miscellaneous optical instruments and lenses.....	11	8602	2.9	1.3	0.0	0.6	-0.7	0.7
All other miscellaneous optical instruments and lenses.....	11	860211	2.9	1.3	0.0	0.6	-0.7	0.7
Laboratory analytical instruments.....	11	8603	6.2	0.5	0.1	-0.1	1.2	4.2
Laboratory analytical instruments.....	11	860311	6.2	0.5	0.1	-0.1	1.2	4.2
Measuring & controlling devices, n.e.c.....	11	89	8.4	0.1	0.1	1.8	2.9	2.8
Aircraft engine instruments.....	11	8901	2.4	-0.5	0.0	0.0	0.1	2.4
Aircraft engine instruments.....	11	890199	2.4	-0.5	0.0	0.0	0.1	2.4
Nuclear radiation detection & monitoring instruments.....	11	8904	9.4	0.6	0.0	3.8	3.4	0.0
Nuclear radiation detection & monitoring instruments.....	11	890499	9.4	0.6	0.0	3.8	3.4	0.0
Physical properties and kinematic testing equipment.....	11	8905	11.7	0.1	0.0	0.0	4.3	6.7
Physical properties and kinematic testing equipment.....	11	890599	11.7	0.1	0.0	0.0	4.3	6.7
Commercial, geophysical, meteorological & general-purpose instruments.....	11	8906	7.8	0.3	0.4	3.6	2.7	0.3
Commercial, geophysical, meteorological & general-purpose instruments.....	11	890699	7.8	0.3	0.4	3.6	2.7	0.3
Miscellaneous machinery.....	11	9	4.9	0.7	0.4	0.4	1.2	0.0
Oil field and gas field machinery.....	11	91	5.7	0.6	0.4	0.0	2.4	0.0
Oil and gas field drilling, surveying, and cementing machinery (except parts sold separately).....	11	9102	3.5	0.6	0.1	0.0	0.7	0.0
Oil and gas field drilling, surveying, and cementing machinery (except parts sold separately).....	11	910201	3.5	0.6	0.1	0.0	0.7	0.0
Oil field and gas field production machinery (except pumps and parts sold separately).....	11	9104	11.9	0.6	1.2	0.0	7.1	0.0
Oil field and gas field production machinery (except pumps and parts sold separately).....	11	910456	11.9	0.6	1.2	0.0	7.1	0.0
Parts and attachments for oil and gas field machinery and equipment.....	11	9106	6.2	0.9	0.4	0.0	3.6	0.0
Parts and attachments for oil and gas field drilling machinery and equipment.....	11	910602	5.3	0.0	-0.3	0.0	4.4	0.0
Parts and attachments for oil and gas field production machinery and equipment.....	11	910604	7.7	2.7	1.8	0.0	2.1	0.0
Mining machinery and equipment.....	11	92	11.8	0.2	4.1	0.0	0.2	0.0
Mining machinery and equipment (except parts sold separately).....	11	9207	13.2	0.2	5.6	0.0	0.2	0.0
Underground mining machinery (except parts sold separately).....	11	920701	-	0.0	0.1	0.0	0.0	-
Crushing, pulverizing, & screening machinery (except parts sold separately).....	11	920702	26.3	0.0	22.4	0.0	0.0	0.0
Drills and other mining machinery (except parts sold separately).....	11	920703	15.7	1.2	2.5	0.0	2.2	0.0
Mineral processing & beneficiation machinery (except parts sold separately).....	11	920704	26.3	1.9	21.5	0.0	0.0	0.5
Parts and attachments for mining machinery and equipment (sold separately).....	11	9253	8.5	0.2	0.6	0.1	0.3	0.0
Parts and attachments for mining machinery and equipment (sold separately).....	11	925303	8.5	0.2	0.6	0.1	0.3	0.0
Office and store machines and equipment.....	11	93	2.5	0.0	0.0	1.5	0.0	0.0
Coin-operated machines and mechanisms.....	11	9309	2.5	0.0	0.0	1.9	0.0	0.0
Coin-operated machines and mechanisms.....	11	930910	2.5	0.0	0.0	1.9	0.0	0.0
Internal combustion engines.....	11	94	4.2	0.9	0.0	0.0	2.2	0.1
Diesel, semidiesel, and dual-fuel engines (except automotive).....	11	9407	3.4	2.8	0.0	0.0	0.6	0.0
Diesel, semidiesel, and dual-fuel engines (except automotive).....	11	940725	3.4	2.8	0.0	0.0	0.6	0.0

See footnotes at end of table.

Table 7. Producer price index percentage changes for commodity and service groupings and individual items, not seasonally adjusted — Continued
[February 2022]

Title	Commodity code		Unadjusted 12-month percent change ¹	Unadjusted 1-month percent change ¹				
	Group code	Item code		Feb. 2021 to Feb. 2022 ^P	Sept. to Oct.	Oct. to Nov. ^P	Nov. to Dec. ^P	Dec. to Jan. ^P
Diesel, semidiesel, and dual-fuel engines for automobiles, trucks, and buses.....	11	9408	4.5	0.0	0.0	0.0	4.3	0.0
Diesel, semidiesel, and dual-fuel engines for automobiles, trucks, and buses.....	11	940811	4.5	0.0	0.0	0.0	4.3	0.0
Parts & accessories for internal combustion engines, ex. aircraft & gasoline automotive engines.....	11	9413	5.7	1.1	0.0	0.0	2.6	0.1
Parts & accessories for internal combustion engines, ex. aircraft & gasoline automotive engines.....	11	941301	5.7	1.1	0.0	0.0	2.6	0.1
Machine shop products.....	11	95	5.0	0.9	0.1	0.8	0.2	0.1
Machine shop products.....	11	9505	4.9	0.9	0.1	0.8	0.2	0.1
Machine shop job work and job order repairs.....	11	950501	4.9	0.9	0.1	0.8	0.2	0.1
Turbines and turbine generator sets.....	11	97	3.5	0.3	0.2	0.3	1.0	-0.3
Turbines and turbine generator sets (excluding parts).....	11	9701	3.5	0.3	0.2	0.3	1.0	-0.3
Steam, gas, and other turbines and turbine generators.....	11	970103	-2.1	0.3	0.2	0.2	-2.8	0.2
Parts & accessories for turbines, turbine generators, and turbine generator sets.....	11	98	0.4	0.1	0.0	0.0	0.1	0.1
Parts & accessories for turbines, turbine generators, and turbine generator sets.....	11	9801	0.4	0.1	0.0	0.0	0.1	0.1
Parts & accessories for turbines, turbine generators, and turbine generator sets.....	11	980101	0.4	0.1	0.0	0.0	0.1	0.1
Furniture and household durables.....	12	—	11.9	0.6	0.6	0.6	1.0	1.0
Household furniture.....	12	1	13.7	0.5	1.0	0.7	0.8	0.5
Metal household furniture.....	12	11	24.4	1.0	-4.6	4.9	-1.5	0.4
Metal household furniture.....	12	1101	24.4	1.0	-4.6	4.9	-1.5	0.4
Metal household dining room and kitchen furniture.....	12	110102	25.7	-8.0	-10.6	5.6	-3.8	0.1
Other metal household furniture.....	12	110104	23.6	10.3	0.6	4.3	0.2	0.6
Metal household furniture, beds, nonupholstered.....	12	1101041	29.4	0.0	1.5	10.7	0.0	1.3
Wood household furniture.....	12	12	13.5	0.7	0.0	1.7	2.1	1.1
Living room furniture (nonupholstered), wood.....	12	1201	13.0	0.2	0.0	2.0	3.4	0.2
Living room furniture (nonupholstered), wood.....	12	120181	13.0	0.2	0.0	2.0	3.4	0.2
Dining room furniture (nonupholstered), wood.....	12	1202	11.8	1.7	0.0	0.8	1.7	1.0
Dining room furniture (nonupholstered), wood.....	12	120281	11.8	1.7	0.0	0.8	1.8	1.0
Bedroom furniture (nonupholstered), wood.....	12	1203	14.5	1.0	0.0	0.8	2.0	1.6
Bedroom furniture (nonupholstered), wood.....	12	120381	14.5	1.0	0.0	0.8	2.0	1.6
Other wood household furniture.....	12	1204	16.1	0.2	0.0	3.9	1.0	1.1
Other wood household furniture.....	12	120481	16.1	0.2	0.0	3.9	1.0	1.1
Nonupholstered wood infants' & children's furniture.....	12	1204811	16.1	0.2	0.0	3.9	1.0	1.1
Custom nonupholstered wood household furniture sold direct, excl. kitchen cabinets and vanities.....	12	1205	—	0.0	0.0	1.5	0.0	—
Custom nonupholstered wood household furniture sold direct, excl. kitchen cabinets and vanities.....	12	120581	—	0.0	0.0	1.5	0.0	—
Upholstered household furniture.....	12	13	16.4	0.7	4.3	0.0	1.2	0.5
Upholstered household furniture.....	12	1301	16.4	0.7	4.3	0.0	1.2	0.5
Dual purpose sleep furniture, incl. convertible sofa.....	12	130123	11.3	0.7	0.7	0.0	1.0	0.5
Upholstered household furniture.....	12	130141	16.7	0.7	4.5	0.0	1.2	0.5
Upholstered household davenports, sofas, loveseats, and settees.....	12	1301411	18.2	0.7	4.9	0.0	1.2	0.7
Upholstered household sectional sofa pieces.....	12	1301412	13.3	0.5	4.3	0.0	1.4	0.3
Upholstered household rocking chairs, including swivel rockers.....	12	1301413	—	1.7	1.8	0.0	3.1	0.0
Other upholstered household furniture, including custom.....	12	1301415	24.3	0.8	8.4	0.3	1.1	0.3
Bedding.....	12	14	9.6	0.3	-0.8	0.1	0.3	0.3
Bedding.....	12	1401	9.6	0.3	-0.8	0.1	0.3	0.3
Innerspring mattresses, excluding crib size.....	12	140104	14.7	0.9	0.2	0.0	0.9	0.0
Mattress foundations.....	12	140107	—	-0.1	-1.1	0.4	0.0	0.0
Mattresses, other types, including crib, foam, waterbed mattresses and mattress inserts.....	12	140114	8.1	-0.1	0.6	0.0	-0.3	1.6
Sleep system ensembles and mattresses, excluding conventional waterbeds.....	12	140122	6.1	0.0	0.3	0.0	0.4	0.0
Mattress and foundation sets.....	12	140134	2.7	0.0	-2.9	0.0	0.1	0.0
Metal porch, lawn, outdoor & casual furniture.....	12	15	11.7	0.1	0.0	0.2	0.8	1.5
Porch and lawn furniture.....	12	1501	11.7	0.1	0.0	0.2	0.8	1.5
Metal porch, lawn, outdoor & casual furniture.....	12	150112	11.7	0.1	0.0	0.2	0.8	1.5
Nonupholstered household furniture, except wood and metal.....	12	16	4.5	0.0	1.2	0.4	0.8	0.0
Nonupholstered household furniture, except wood and metal.....	12	1601	4.5	0.0	1.2	0.4	0.8	0.0
Nonupholstered household furniture, except wood and metal.....	12	160101	4.5	0.0	1.2	0.4	0.8	0.0

See footnotes at end of table.

Table 7. Producer price index percentage changes for commodity and service groupings and individual items, not seasonally adjusted — Continued
[February 2022]

Title	Commodity code		Unadjusted 12-month percent change ¹	Unadjusted 1-month percent change ¹				
	Group code	Item code		Feb. 2021 to Feb. 2022 ^P	Sept. to Oct.	Oct. to Nov. ^P	Nov. to Dec. ^P	Dec. to Jan. ^P
Commercial furniture.....	12	2	14.2	0.4	0.7	0.6	2.0	1.6
Wood office furniture and store fixtures.....	12	21	13.2	1.3	0.2	0.3	1.3	2.5
Wood office furniture and store fixtures.....	12	2101	13.2	1.3	0.2	0.3	1.3	2.5
Wood office seating, including upholstered.....	12	210112	10.6	0.8	0.1	0.4	4.9	0.0
Wood office desks and extensions.....	12	210113	11.7	2.2	-0.6	1.0	2.5	2.9
Wood office files, storage units, and tables.....	12	210114	5.1	1.4	0.1	0.9	0.3	1.2
Wood office furniture, other types (incl. panel/desk systems).....	12	210116	1.5	0.2	0.1	0.7	0.6	0.0
Fixtures for stores, banks and offices.....	12	210161	15.4	1.3	0.4	0.2	1.0	3.0
Custom architectural woodwork, millwork, and fixtures.....	12	2101611	12.1	0.8	0.2	0.0	1.4	1.1
Wood lockers, partitions, and shelving (except custom).....	12	2101612	14.8	8.7	0.3	0.7	0.2	-1.8
Wood furniture dimensions and nonwood furniture parts and frames..	12	2101615	35.0	6.3	-0.3	1.6	-1.3	9.3
Nonwood furniture and store fixtures.....	12	22	14.9	-0.5	0.8	0.4	2.6	1.1
Nonwood commercial storage units, files, and tables.....	12	2202	8.4	1.3	1.7	0.5	1.0	0.5
Nonwood commercial storage units, files, and tables.....	12	220202	8.4	1.3	1.7	0.5	1.0	0.5
Nonwood commercial furniture.....	12	2203	8.1	-2.6	1.7	-1.1	6.5	0.9
Nonwood office seating.....	12	220325	3.5	-5.4	5.9	-1.2	5.4	-0.6
Nonwood office furniture panel systems, and other nonwood office furniture.....	12	220326	9.7	-1.4	-0.3	-1.3	7.0	1.8
Nonwood partitions and fixtures.....	12	2204	25.5	0.9	-0.4	1.7	-0.4	1.7
Storage racks and accessories, except wood.....	12	220407	36.5	5.2	0.3	0.0	0.9	0.2
Fixtures (bank, office, and store) except wood.....	12	220409	13.4	-1.2	0.7	9.0	-3.7	3.2
Public building furniture.....	12	23	11.0	0.3	2.2	1.4	1.1	0.6
Public building furniture.....	12	2301	11.0	0.3	2.2	1.4	1.1	0.6
School furniture (except stone and concrete), excluding library furniture.....	12	230101	8.6	0.7	0.4	1.9	2.9	0.8
Public building and related furniture, excluding school & restaurant furniture.....	12	230102	12.5	0.0	3.2	1.1	0.1	0.6
Commercial furniture and fixtures, n.e.c.....	12	24	18.9	1.3	0.8	1.8	2.6	1.2
Commercial furniture and fixtures, n.e.c.....	12	2401	18.9	1.3	0.8	1.8	2.6	1.2
Bar, bowling center, cafeteria, and restaurant furniture.....	12	240104	25.5	1.4	0.0	3.0	2.6	0.4
Other commercial and institutional furniture and fixtures, n.e.c.....	12	240108	15.5	1.2	1.3	1.0	2.5	1.7
Floor coverings.....	12	3	1.1	1.5	0.2	-0.1	-5.3	0.5
Carpets and rugs.....	12	31	0.4	1.8	0.2	-0.1	-6.3	0.0
Carpet and rugs.....	12	3101	0.5	1.8	0.2	-0.1	-6.3	0.0
Carpet and rugs.....	12	310101	0.5	1.8	0.2	-0.1	-6.3	0.0
Resilient floor coverings.....	12	32	4.2	0.0	0.0	0.0	0.0	3.0
Resilient floor coverings.....	12	3201	-	0.0	0.0	0.0	0.0	3.0
Resilient floor coverings.....	12	320170	-	0.0	0.0	0.0	0.0	3.0
Household appliances.....	12	4	9.2	0.7	0.3	0.9	1.4	0.6
Major appliances.....	12	41	9.5	0.1	0.1	1.1	1.7	0.6
Household cooking appliances.....	12	4101	13.9	0.0	-0.3	1.7	2.2	2.0
Electric household ranges, ovens (including microwave), surface cooking units, and equipment.....	12	410105	17.6	-0.4	-1.7	2.7	3.3	1.6
Gas household ranges, ovens, surface cooking units and equipment. .	12	410139	9.7	0.8	0.9	1.4	-1.3	5.1
Other household ranges and cooking equipment, including outdoor equipment.....	12	410169	7.6	-0.1	3.0	-1.1	3.2	-1.0
Household refrigeration equipment.....	12	4103	5.7	-0.1	0.2	1.0	1.9	-0.2
Household refrigerators, including refrigerator-freezer combinations.....	12	410329	5.6	-0.1	0.1	1.2	2.1	-0.3
Other major household appliances including room air-conditioners.....	12	4104	9.3	0.9	1.0	1.4	1.5	-1.2
Household vacuum cleaners, including parts and attachments.....	12	43	-	5.5	0.6	0.0	0.0	1.5
Household vacuum cleaners and other floor care machines (including parts and attachments).....	12	4301	-	5.5	0.6	0.0	0.0	1.5
Household vacuum cleaners and other floor care machines (including parts and attachments).....	12	430114	-	5.5	0.6	0.0	0.0	1.5
Electric housewares and fans.....	12	44	7.2	2.3	0.9	0.0	0.2	0.0
Parts and attachments for small electric household appliances, including fan parts.....	12	4403	12.9	0.0	0.0	0.0	1.0	0.0
Parts and attachments for small electric household appliances, including fan parts.....	12	440311	12.9	0.0	0.0	0.0	1.0	0.0
Small electric household appliances, including fans.....	12	4404	-	2.5	1.0	0.0	0.1	0.0
Small electric household appliances, including fans.....	12	440401	-	2.5	1.0	0.0	0.1	0.0
Portable residential lighting fixtures, including parts and accessories.....	12	45	8.8	1.4	1.2	0.1	0.0	0.0
Portable residential lighting fixtures, including parts and accessories.....	12	4501	8.8	1.4	1.2	0.1	0.0	0.0
Portable residential lighting fixtures, including parts and accessories....	12	450135	8.8	1.4	1.2	0.1	0.0	0.0

See footnotes at end of table.

Table 7. Producer price index percentage changes for commodity and service groupings and individual items, not seasonally adjusted — Continued
[February 2022]

Title	Commodity code		Unadjusted 12-month percent change ¹	Unadjusted 1-month percent change ¹				
	Group code	Item code		Feb. 2021 to Feb. 2022 ^P	Sept. to Oct.	Oct. to Nov. ^P	Nov. to Dec. ^P	Dec. to Jan. ^P
Home electronic equipment.....	12	5	11.2	1.0	1.1	0.1	1.3	0.9
Speakers and commercial sound equipment.....	12	57	14.6	1.4	1.5	0.2	2.3	1.7
Speakers and commercial sound equipment.....	12	5707	14.6	1.4	1.5	0.2	2.3	1.7
Speakers and commercial sound equipment.....	12	570708	14.6	1.4	1.5	0.2	2.3	1.7
Other home electronic equipment.....	12	58	7.2	0.5	0.6	0.0	0.0	0.0
Other consumer audio and video equipment, including television receivers.....	12	5803	7.2	0.5	0.6	0.0	0.0	0.0
Other consumer audio and video equipment, excluding television receivers.....	12	580301	7.2	0.5	0.6	0.0	0.0	0.0
Other household durable goods.....	12	6	15.7	0.3	0.2	0.9	3.3	1.6
Vitreous china, fine earthenware, and other pottery products.....	12	61	9.7	0.0	0.0	3.3	1.9	0.0
Vitreous china, porcelain, and earthenware table and kitchenware and other pottery products.....	12	6101	9.7	0.0	0.0	3.3	1.9	0.0
Vitreous china, porcelain, and earthenware (semivitreous) table and kitchenware.....	12	610104	—	0.0	0.0	0.0	4.3	—
All other pottery products (including china decorated for the trade).....	12	610105	12.3	0.0	0.0	5.5	0.4	0.0
Mirrors (decorated and undecorated).....	12	65	—	0.0	0.0	0.0	6.1	—
Mirrors (decorated and undecorated), made from purchased glass.....	12	6501	—	0.0	0.0	0.0	6.1	—
Mirrors (decorated and undecorated), made from purchased glass.....	12	650104	—	0.0	0.0	0.0	6.1	—
Lawn/garden equipment.....	12	66	7.3	0.7	0.4	1.1	0.8	1.2
Parts and attachments for consumer lawn, garden, and snow equipment.....	12	6605	14.2	0.7	1.1	1.8	2.3	0.6
Parts and attachments for consumer lawn, garden, and snow equipment.....	12	660503	14.2	0.7	1.1	1.8	2.3	0.6
Consumer lawn, garden, and snow equipment.....	12	6607	5.8	0.7	0.2	0.9	0.4	1.4
Consumer lawn, garden, and snow equipment.....	12	660701	5.8	0.7	0.2	0.9	0.4	1.4
Consumer riding lawn, garden, and snow equipment.....	12	6607011	8.2	1.7	0.5	2.5	0.0	0.2
Consumer nonriding lawn, garden, and snow equipment.....	12	6607012	4.4	0.2	0.0	0.0	0.7	2.1
Cutlery, flatware (except precious), razors and razor blades.....	12	67	10.0	0.0	0.0	1.8	5.8	0.6
Cutlery, flatware (except precious), razors and razor blades.....	12	6701	10.0	0.0	0.0	1.8	5.8	0.6
Cutlery, scissors, shears, trimmers, and snips.....	12	670141	18.7	0.0	0.0	8.7	1.0	0.0
Metal kitchen utensil, pots, and pans.....	12	68	14.6	0.0	0.0	0.0	0.5	2.9
Metal kitchen utensil, pots, and pans.....	12	6801	14.6	0.0	0.0	0.0	0.5	2.9
Stamped and spun kitchen utensils, except aluminum.....	12	680102	—	0.0	—	—	—	—
Window shades, blinds, and accessories.....	12	69	19.0	0.0	0.0	0.0	6.3	0.3
Window shades, blinds, and accessories.....	12	6901	19.0	0.0	0.0	0.0	6.3	0.3
Window shades and window shade accessories and rollers.....	12	690101	15.4	0.0	0.0	0.0	6.1	0.5
Nonmetallic mineral products.....	13	—	10.7	0.3	0.6	0.5	3.1	0.9
Glass.....	13	1	9.2	1.2	0.6	0.8	2.0	0.2
Flat glass.....	13	11	10.0	1.4	0.6	1.0	1.9	0.2
Flat glass (float, sheet, and plate process).....	13	1105	12.5	0.7	1.7	3.4	0.3	-0.6
Flat glass (float, sheet, and plate process).....	13	110511	12.5	0.7	1.7	3.4	0.3	-0.6
Specialty glass.....	13	1107	9.3	1.6	0.3	0.3	2.4	0.5
Specialty glass.....	13	110703	9.4	1.6	0.3	0.3	2.4	0.5
Other glass products, made by flat glass producers.....	13	1107034	—	0.7	0.0	0.0	0.0	—
Other finished glassware.....	13	13	6.6	0.5	0.5	0.1	2.3	0.2
Pressed and blown glassware.....	13	1301	6.6	0.5	0.5	0.1	2.3	0.2
Machine-made pressed & blown table, kitchen, art, & novelty glassware.....	13	130116	—	0.1	1.2	0.0	2.8	—
All other machine-made pressed and blown glassware.....	13	130117	5.4	0.8	-0.3	0.2	2.0	0.4
Handmade pressed and blown glassware.....	13	130118	—	0.0	0.0	0.0	1.5	—
Concrete ingredients and related products.....	13	2	7.9	0.0	0.1	-0.1	3.8	1.3
Construction sand, gravel, and crushed stone.....	13	21	7.9	-0.1	0.3	-0.2	4.0	1.6
Construction sand, gravel and crushed stone.....	13	2101	7.9	-0.1	0.3	-0.2	4.0	1.6
Construction sand and gravel (run of pit/bank, washed, screened, etc.).....	13	210120	4.5	0.4	0.1	-0.1	1.7	0.0
Construction sand and gravel, Northeast.....	13	2101201	3.5	0.0	0.0	0.0	0.0	0.0
Construction sand and gravel, Midwest.....	13	2101202	7.0	2.3	0.1	-0.2	2.0	0.0
Construction sand and gravel, West.....	13	2101204	5.8	-0.5	0.2	-0.1	3.0	-0.1
Crushed and broken stone.....	13	210121	9.6	-0.3	0.4	-0.3	5.1	2.4
Crushed and broken limestone.....	13	2101212	10.2	-0.3	0.4	-0.2	5.2	3.3
Crushed and broken granite.....	13	2101213	7.6	0.1	0.5	-0.8	3.1	0.0
Bituminous limestone, sandstone, & other crushed & broken stone.....	13	2101219	8.7	-0.6	0.2	0.1	6.8	0.5

See footnotes at end of table.

Table 7. Producer price index percentage changes for commodity and service groupings and individual items, not seasonally adjusted — Continued
 [February 2022]

Title	Commodity code		Unadjusted 12-month percent change ¹	Unadjusted 1-month percent change ¹				
	Group code	Item code		Feb. 2021 to Feb. 2022 ^P	Sept. to Oct.	Oct. to Nov. ^P	Nov. to Dec. ^P	Dec. to Jan. ^P
Cement, hydraulic.....	13	22	7.6	0.1	-0.5	0.2	3.4	0.3
Cement, hydraulic.....	13	2201	7.6	0.1	-0.5	0.2	3.4	0.3
Cement, hydraulic.....	13	220161	7.6	0.1	-0.5	0.2	3.4	0.3
Concrete products.....	13	3	10.0	0.2	0.8	0.6	1.8	0.9
Concrete block and brick.....	13	31	8.7	0.0	0.9	-0.2	1.6	2.8
Structural concrete block.....	13	3111	9.4	0.0	0.4	-0.1	1.7	4.8
Structural concrete block.....	13	311135	9.4	0.0	0.4	-0.1	1.7	4.8
Structural concrete block, lightweight units (weighing less than 105 lb/cubic ft.) (dry weight).....	13	3111351	8.0	0.0	0.5	0.0	1.0	3.1
Structural concrete block, mediumweight units (weighing 105 - 124 lb/cubic ft.) (dry weight).....	13	3111352	13.8	0.0	0.5	0.0	3.3	8.0
Structural concrete block, normalweight units (weighing 125 lb or more/cubic ft.) (dry weight).....	13	3111353	9.4	-0.1	0.0	-0.5	1.9	5.8
Decorative concrete block.....	13	3121	4.4	0.1	0.1	-0.5	-0.1	1.2
Decorative concrete block (including screen, split, slump, shadowal block, etc.).....	13	312101	4.4	0.1	0.1	-0.5	-0.1	1.2
Concrete brick.....	13	3131	11.8	0.0	2.4	0.0	0.9	5.3
Concrete brick.....	13	313101	11.8	0.0	2.4	0.0	0.9	5.3
Concrete pavers.....	13	3141	9.9	0.1	2.0	0.0	2.8	0.0
Concrete pavers (including grid, interlocking, etc.).....	13	314101	9.9	0.1	2.0	0.0	2.8	0.0
Concrete pipe.....	13	32	16.2	3.5	0.8	4.1	0.0	1.2
Concrete pipe.....	13	3201	16.2	3.5	0.8	4.1	0.0	1.2
Concrete pipe.....	13	320108	16.2	3.5	0.8	4.1	0.0	1.2
Concrete storm sewer pipe.....	13	3201082	15.4	1.2	1.4	0.6	2.1	1.4
Concrete pipe, except concrete culvert and storm sewer pipe.....	13	3201083	7.3	-0.9	0.1	1.5	0.1	0.7
Ready-mix concrete.....	13	33	8.2	-0.5	0.9	0.4	1.9	0.8
Ready-mix concrete.....	13	3301	8.2	-0.5	0.9	0.4	1.9	0.8
Ready-mix concrete.....	13	330101	8.2	-0.5	0.9	0.4	1.9	0.8
Northeast region ready-mix concrete.....	13	330101A	6.3	-3.4	2.5	0.0	0.4	2.1
Midwest region ready-mix concrete.....	13	330101B	6.4	-3.2	3.9	-0.2	2.4	-0.8
South region ready-mix concrete.....	13	330101C	8.3	1.2	-0.4	0.6	1.7	2.0
West region ready-mix concrete.....	13	330101D	10.7	0.6	-0.3	0.7	2.7	-0.3
Precast concrete products.....	13	34	12.7	1.0	0.4	0.9	2.3	0.2
Precast concrete products.....	13	3401	12.7	1.0	0.4	0.9	2.3	0.2
Precast concrete products.....	13	340106	12.7	1.0	0.4	0.9	2.3	0.2
Precast concrete slabs and tile, roof and floor units.....	13	3401061	11.4	0.2	0.0	0.0	0.0	0.0
Precast concrete architectural wall panels.....	13	3401062	14.2	3.2	0.3	0.1	1.4	0.0
Burial vaults and boxes, precast concrete.....	13	3401063	10.2	1.1	0.0	0.4	2.1	0.0
Precast concrete products (excl burial vaults and boxes, slabs and tile, and arch. wall panels).....	13	3401064	12.9	0.5	0.7	1.5	3.4	0.3
Prestressed concrete products.....	13	35	15.7	1.1	1.4	-0.1	1.0	1.5
Prestressed concrete products.....	13	3501	15.7	1.1	1.4	-0.1	1.0	1.5
Prestressed concrete products.....	13	350107	15.7	1.1	1.4	-0.1	1.0	1.5
Prestressed concrete bridge beams and solid and hollow cored slabs and panels.....	13	3501071	24.6	2.1	2.5	-0.3	1.7	2.7
Prestressed concrete bridge beams.....	13	35010711	27.7	0.0	3.5	1.7	3.4	0.9
Prestressed concrete solid and hollow cored slabs and panels.....	13	35010712	21.5	4.2	1.5	-2.3	0.0	4.7
Prestressed concrete products (excl bridge beams and solid and hollow cored slabs and panels).....	13	3501072	5.5	0.0	0.0	0.3	0.0	0.0
Clay construction products ex. refractories.....	13	4	6.6	1.1	0.0	0.2	0.9	1.3
Brick and structural clay tile.....	13	42	9.5	2.3	0.0	0.2	1.1	2.6
Building or common brick.....	13	4201	9.5	2.4	0.0	0.2	1.0	2.6
Building or common brick.....	13	420101	9.5	2.4	0.0	0.2	1.0	2.6
Glazed brick and other brick (paving, floor, and sewer).....	13	4202	11.2	0.7	0.0	0.0	2.8	3.2
Glazed brick and other brick (paving, floor, and sewer).....	13	420201	11.2	0.7	0.0	0.0	2.8	3.2
Clay floor and wall tile, glazed and unglazed.....	13	44	3.4	-0.1	0.1	0.0	0.6	0.0
Clay floor and wall tile, glazed and unglazed (including quarry tile and ceramic mosaic tile).....	13	4401	3.4	-0.1	0.1	0.0	0.6	0.0
Clay floor and wall tile, glazed and unglazed (including quarry tile and ceramic mosaic tile).....	13	440131	3.4	-0.1	0.1	0.0	0.6	0.0
Structural clay products, n.e.c.....	13	45	5.7	0.0	0.0	1.1	0.6	0.0
Structural clay products, n.e.c.....	13	4501	5.7	0.0	0.0	1.1	0.6	0.0
All other structural clay products, excluding clay refractories.....	13	450199	4.1	0.0	0.0	0.0	0.8	0.0
Refractories.....	13	5	12.6	0.2	0.1	0.4	5.3	0.4

See footnotes at end of table.

Table 7. Producer price index percentage changes for commodity and service groupings and individual items, not seasonally adjusted — Continued
[February 2022]

Title	Commodity code		Unadjusted 12-month percent change ¹	Unadjusted 1-month percent change ¹				
	Group code	Item code		Feb. 2021 to Feb. 2022 ^P	Sept. to Oct.	Oct. to Nov. ^P	Nov. to Dec. ^P	Dec. to Jan. ^P
Clay refractories.....	13	52	12.2	0.0	0.0	0.0	1.0	0.0
Clay refractories.....	13	5201	12.2	0.0	0.0	0.0	1.0	0.0
Clay refractories.....	13	520181	12.2	0.0	0.0	0.0	1.0	0.0
Nonclay refractories.....	13	53	12.9	0.3	0.2	0.7	8.8	0.7
Nonclay refractories (excluding dead-burned magnesia).....	13	5301	12.9	0.3	0.2	0.7	8.8	0.7
Nonclay refractories (excluding dead-burned magnesia).....	13	530112	12.9	0.3	0.2	0.7	8.8	0.7
Asphalt felts and coatings.....	13	6	21.0	-0.1	2.8	1.2	1.0	2.1
Prepared asphalt and tar roofing and siding products.....	13	61	22.5	-0.1	3.2	1.3	0.8	2.3
Prepared asphalt and tar roofing and siding products.....	13	6101	22.5	-0.1	3.2	1.3	0.8	2.3
Prepared asphalt and tar roofing and siding products.....	13	610131	22.5	-0.1	3.2	1.3	0.8	2.3
Asphalt smooth-surfaced roll roofing and cap sheets, organic and fiberglass base.....	13	6101311	18.9	0.1	-3.8	1.3	1.2	1.1
Asphalt mineral-surfaced roll roofing and cap sheets, organic and fiberglass base.....	13	6101312	13.8	1.9	1.7	0.3	1.6	0.0
Other prepared asphalt and tar products for roofing and siding.....	13	6101317	22.1	2.4	0.4	2.1	3.5	1.8
Roofing asphalts, pitches, coatings, and cement.....	13	62	10.4	-0.1	-0.1	0.0	3.0	0.5
Roofing asphalts, pitches, coatings, and cement.....	13	6201	10.4	-0.1	-0.1	0.0	3.0	0.5
Roofing asphalts, pitches, coatings, and cement.....	13	620121	10.4	-0.1	-0.1	0.0	3.0	0.5
Gypsum products.....	13	7	20.7	1.6	0.1	0.2	4.9	-1.3
Gypsum products.....	13	71	20.7	1.6	0.1	0.2	4.9	-1.3
Gypsum products.....	13	7101	20.7	1.6	0.1	0.2	4.9	-1.3
Gypsum building materials.....	13	710102	22.6	1.9	0.1	0.2	5.7	-1.6
Other gypsum products.....	13	710116	11.3	0.0	0.0	0.0	0.5	0.5
Glass containers.....	13	8	15.5	0.0	2.0	0.0	3.6	0.1
Glass containers.....	13	81	15.5	0.0	2.0	0.0	3.6	0.1
Glass containers (including value of packaging).....	13	8101	15.5	0.0	2.0	0.0	3.6	0.1
Glass containers (including value of packaging).....	13	810104	15.5	0.0	2.0	0.0	3.6	0.1
Other nonmetallic minerals.....	13	9	9.4	0.4	0.2	0.8	4.6	1.1
Insulation materials.....	13	92	17.8	-0.4	0.2	0.2	4.6	0.6
Mineral wool for thermal and acoustical envelope insulation.....	13	9201	20.9	-0.3	-0.4	0.3	5.2	0.9
Mineral wool for thermal and acoustical envelope insulation.....	13	920105	21.0	-0.3	-0.4	0.3	5.2	0.9
Mineral wool for industrial, equipment, and appliance insulation.....	13	9202	10.5	-0.6	1.6	-0.1	3.1	-0.2
Mineral wool for industrial, equipment, and appliance insulation.....	13	920201	10.5	-0.6	1.6	-0.1	3.1	-0.2
Paving mixtures and blocks.....	13	94	8.6	0.6	-0.1	1.1	9.0	1.9
Paving mixtures and blocks.....	13	9401	8.6	0.6	-0.1	1.1	9.0	1.9
Paving mixtures and blocks.....	13	940113	8.6	0.6	-0.1	1.1	9.0	1.9
Emulsified asphalt, including liquid additives.....	13	940113A	15.6	1.7	1.2	0.0	-0.2	2.7
Other liquid asphalt and tar paving materials, including cut-backs.....	13	940113B	24.2	1.4	0.2	-0.2	-0.1	6.7
Asphalt and tar paving mixtures (excluding liquid).....	13	940113C	4.9	-0.1	-0.7	2.0	16.2	1.4
Cut stone and stone products.....	13	95	14.5	0.5	0.9	1.7	4.5	0.0
Cut stone and stone products.....	13	9501	14.5	0.5	0.9	1.7	4.5	0.0
Dressed dimension granite (including gneiss, syenite, diorite, and cut granite).....	13	950111	18.4	0.3	1.2	0.7	6.4	0.0
Dressed dimension limestone (including dolomite, travertine, calcareous, tufa, & cut limestone).....	13	950121	9.7	0.0	0.4	7.4	0.0	0.0
Dressed dimension marble and other stone.....	13	950151	5.5	1.6	0.2	2.5	0.8	0.0
Gaskets, packing, and sealing devices.....	13	98	9.1	0.1	0.1	1.0	2.3	0.6
Gaskets and gasketing material.....	13	9801	8.6	1.2	0.2	0.4	3.1	0.2
Nonmetallic gaskets and gasketing.....	13	980111	15.5	2.4	0.4	2.4	3.9	0.3
Metallic gaskets and machined seals.....	13	980112	2.4	0.0	0.0	-1.6	2.3	0.1
Packing and sealing.....	13	9802	9.6	-1.0	0.1	1.7	1.3	1.1
Compression packing.....	13	980211	24.2	-3.5	0.0	11.5	-2.5	0.0
Molded packing and sealing devices.....	13	980212	6.9	0.3	0.1	0.4	1.1	2.3
Rotary oil seals.....	13	980214	15.6	0.0	0.0	0.0	1.1	0.0
Nonmetallic minerals and products, n.e.c.....	13	99	4.8	0.6	0.1	0.3	1.4	1.1
Industrial sand.....	13	9901	4.2	0.0	0.0	0.0	2.1	0.3
Hydraulic fracturing sand and all other industrial sand.....	13	990121	7.2	0.0	0.0	0.0	3.2	0.0
All other industrial sand.....	13	9901212	7.2	0.0	0.0	0.0	3.2	0.0
Clay and stone mining and quarrying.....	13	9902	4.5	0.5	0.1	0.6	1.4	1.5
Ground or treated minerals and earths.....	13	990209	4.3	1.0	0.2	0.3	0.8	2.1
Treated lightweight aggregate and crushed slag, minerals and earths.....	13	9902094	2.0	0.0	0.1	-0.1	0.0	1.8

See footnotes at end of table.

Table 7. Producer price index percentage changes for commodity and service groupings and individual items, not seasonally adjusted — Continued
[February 2022]

Title	Commodity code		Unadjusted 12-month percent change ¹	Unadjusted 1-month percent change ¹				
	Group code	Item code		Feb. 2021 to Feb. 2022 ^P	Sept. to Oct.	Oct. to Nov. ^P	Nov. to Dec. ^P	Dec. to Jan. ^P
Other minerals and earths, treated.....	13	9902096	3.6	1.5	0.5	0.3	2.4	0.0
Dimension stone mining and quarrying.....	13	990211	4.1	0.0	0.0	0.0	4.1	0.0
Clay, excluding kaolin and ball clay.....	13	990214	5.2	0.6	-0.9	2.8	2.1	0.8
Bentonite.....	13	990214C	7.6	0.1	0.0	-1.0	5.7	0.0
All other nonmetallic minerals, including talc and gypsum.....	13	990299	4.5	-1.1	0.8	0.2	1.9	0.2
All other miscellaneous nonmetallic mineral products.....	13	9903	5.6	0.8	0.1	0.0	1.2	0.9
Dry-mixed concrete materials (prepackaged sand, gravel, mortar, and cement premixes).....	13	990312	5.3	1.0	0.1	0.0	1.3	0.0
Other nonmetallic mineral products.....	13	990313	6.3	0.3	0.1	0.1	0.9	3.5
Transportation equipment.....	14	—	4.3	0.7	0.3	0.2	0.6	0.4
Motor vehicles and equipment.....	14	1	5.0	0.8	0.4	0.1	0.6	0.5
Motor vehicles.....	14	11	2.8	0.7	0.1	0.0	0.2	0.4
Passenger cars and chassis.....	14	1101	2.4	0.9	0.3	-0.2	-0.1	0.3
Passenger cars.....	14	110131	2.4	0.9	0.3	-0.2	-0.1	0.3
Motorcycles, including three-wheel motorbikes, motorscooters, mopeds, and parts.....	14	1104	0.1	0.0	0.0	0.0	-0.1	0.1
Motorcycles, including three-wheel motorbikes, motorscooters, mopeds, and parts.....	14	110401	0.1	0.0	0.0	0.0	-0.1	0.1
Trucks, truck tractors, & bus chassis 14,000 lb or less, incl. minivans & suvs.....	14	1105	3.6	0.7	0.0	0.1	0.3	0.5
Trucks, truck tractors, & bus chassis 14,000 lb or less, incl. minivans & suvs.....	14	110571	3.6	0.7	0.0	0.1	0.3	0.5
Trucks, over 14,000 lbs GVW.....	14	1106	1.4	0.0	0.1	0.0	0.6	0.0
Trucks, over 14,000 lbs GVW.....	14	110684	1.4	0.0	0.1	0.0	0.6	0.0
Buses, including military and firefighting vehicles (chassis of own manufacture).....	14	1106843	4.7	0.0	0.0	0.0	2.8	0.0
Motor vehicles parts.....	14	12	5.1	0.4	0.7	0.2	0.7	0.2
Motor vehicles parts.....	14	1205	5.1	0.4	0.7	0.2	0.7	0.2
Gasoline engines and engine parts, excl. carburetors, pistons, and valves.....	14	120501	2.3	0.2	0.2	0.1	0.0	-0.2
Motor vehicle steering and suspension parts.....	14	120502	9.4	2.1	0.0	0.0	1.7	0.0
Motor vehicle transmission and power train.....	14	120503	2.8	0.3	0.2	0.0	0.9	0.2
Motor vehicle drive train components, except wheels and brakes, new.....	14	1205031	2.8	0.3	0.2	-0.1	0.9	0.2
Motor vehicle transmissions except auxiliary and parts, new.....	14	12050310	2.6	0.0	0.3	0.0	1.6	0.2
Parts for manual and automatic transmissions, new.....	14	12050313	6.0	0.5	0.4	0.3	-0.1	0.4
Other motor vehicle drive train components, except wheels and brakes, new.....	14	12050315	2.4	0.7	0.0	-0.6	0.3	0.4
Motor vehicle drive train components, rebuilt.....	14	1205033	4.9	0.1	0.0	1.7	0.8	0.0
Motor vehicle brake systems.....	14	120504	12.1	-0.3	0.5	0.3	2.5	0.1
Motor vehicle brake parts and assemblies, new.....	14	1205041	13.0	-0.4	0.5	0.4	2.5	0.1
Motor vehicle drum brake assemblies and parts, new.....	14	1205041A	13.8	-2.3	1.1	1.9	0.6	0.0
Other motor vehicle brake parts and assemblies, new.....	14	1205041B	7.0	1.6	0.8	0.0	0.3	0.4
Motor vehicle disc brake assemblies and parts, new.....	14	1205041C	19.3	-1.4	0.0	0.0	5.8	0.0
Filters for internal combustion engines and motor vehicles.....	14	120505	—	0.0	0.0	0.0	5.4	0.0
Exhaust systems.....	14	120506	5.0	0.3	0.0	0.2	0.0	0.3
Other motor vehicle parts.....	14	120508	1.8	0.0	0.5	0.1	0.0	0.6
Vehicle seating and interior trim.....	14	120511	4.4	1.0	0.4	-0.2	0.2	0.1
Automobile trimmings.....	14	1205111	0.6	0.2	0.1	-0.9	0.0	0.2
Seats for public conveyance and aircraft.....	14	1205113	5.3	1.8	0.6	0.0	0.4	0.0
Motor vehicle air conditioning systems and compressors.....	14	120512	3.0	0.3	0.0	0.8	0.1	0.6
Carburetors, pistons, piston rings, and valves.....	14	120513	7.2	0.5	0.1	1.0	0.3	2.7
Motor vehicle electrical and electronic equipment.....	14	120514	7.2	0.2	3.5	0.9	0.2	0.0
Vehicular lighting equipment.....	14	1205141	1.4	0.7	-0.2	0.2	0.5	0.6
Other motor vehicle electrical and electronic equipment.....	14	1205142	8.5	0.1	4.4	1.1	0.1	-0.1
Ignition wiring harness and cable sets.....	14	12051421	—	0.0	—	—	—	—
Battery charging alternators, generators, and regulators.....	14	12051422	4.7	0.1	0.5	0.3	0.0	0.1
Parts for electrical and electronic engine equipment.....	14	12051424	1.8	1.1	0.0	0.0	0.0	0.4
All other miscellaneous non-engine electrical and electronic equipment.....	14	12051425	12.3	0.1	9.4	2.1	-0.6	-0.3
All other miscellaneous complete engine electrical equipment, including spark plugs.....	14	12051426	6.5	0.6	0.0	0.6	2.6	-0.1
Truck and bus bodies.....	14	13	11.8	1.1	0.1	0.4	3.3	1.4
Truck and bus bodies sold separately.....	14	1301	13.6	1.0	0.1	0.1	4.3	0.6
Other truck and vehicle bodies, sold separately.....	14	13015	11.7	0.9	0.2	0.2	1.6	0.5
Dump truck bodies, sold separately.....	14	130151	33.9	0.0	1.5	0.0	0.0	0.0
All other truck and vehicle bodies, sold separately.....	14	130152	7.8	0.4	0.0	0.0	2.3	0.0

See footnotes at end of table.

Table 7. Producer price index percentage changes for commodity and service groupings and individual items, not seasonally adjusted — Continued
[February 2022]

Title	Commodity code		Unadjusted 12-month percent change ¹	Unadjusted 1-month percent change ¹				
	Group code	Item code		Feb. 2021 to Feb. 2022 ^P	Sept. to Oct.	Oct. to Nov. ^P	Nov. to Dec. ^P	Dec. to Jan. ^P
Service truck bodies, sold separately.....	14	130153	12.2	3.6	0.0	0.9	0.2	2.9
Complete vehicles on purchased chassis.....	14	1302	9.9	1.2	0.1	0.6	2.1	2.3
Buses and firefighting vehicles, complete, produced on purchased chassis.....	14	13027	1.1	0.0	0.0	0.0	0.0	0.2
Buses and firefighting vehicles, complete, produced on purchased chassis.....	14	130275	1.1	0.0	0.0	0.0	0.0	0.2
Other trucks and vehicles, complete, produced on purchased chassis.....	14	13029	12.4	1.5	0.1	0.8	2.7	2.8
Other trucks and vehicles, complete, produced on purchased chassis, except upfitting trucks.....	14	130294	13.7	1.9	0.1	1.0	3.4	3.4
Upfitting trucks, complete, produced on purchased chassis.....	14	130299	7.2	0.0	0.0	0.0	0.0	0.4
Truck trailers.....	14	14	39.8	9.2	1.2	1.7	5.2	6.2
Truck trailers.....	14	1406	39.8	9.2	1.2	1.7	5.2	6.2
Truck trailers and chassis, axle rating 10,000 lb or more.....	14	140602	39.1	10.3	0.6	1.6	5.4	6.2
Truck trailers and chassis, axle rating less than 10,000 lb.....	14	140603	—	1.9	5.5	2.1	4.0	—
Motor homes, built on purchased chassis.....	14	15	3.6	0.2	0.1	1.5	0.4	0.0
Motor homes, built on purchased chassis.....	14	1501	3.6	0.2	0.1	1.5	0.4	0.0
Motor homes, built on purchased chassis.....	14	150101	3.6	0.2	0.1	1.5	0.4	0.0
Travel trailers and campers.....	14	16	24.5	3.5	3.0	0.7	2.3	0.0
Travel trailers.....	14	1601	27.6	3.9	3.0	0.7	3.0	0.0
Travel trailers.....	14	160101	27.6	3.9	3.0	0.7	3.0	0.0
Conventional travel trailers.....	14	1601016	27.5	3.4	3.4	0.1	3.1	0.0
Camping trailers, campers, pick-up covers, and parts.....	14	1602	14.1	2.0	2.9	0.6	0.0	0.0
Camping trailers, campers, pick-up covers, and parts.....	14	160201	14.1	2.0	2.9	0.6	0.0	0.0
Other parts and components, excluding appliances and furnishings.....	14	1602013	16.0	1.4	4.0	0.0	0.0	0.0
Truck campers, caps, box covers, and fold-down camping trailers.....	14	1602014	—	3.1	1.2	1.6	0.0	—
Aircraft and aircraft equipment.....	14	2	2.0	0.2	0.1	0.3	0.5	0.3
Aircraft.....	14	21	2.1	0.1	0.1	0.3	0.5	0.4
Civilian aircraft.....	14	2102	3.3	0.2	0.2	0.4	0.7	0.7
Civilian aircraft.....	14	210206	3.3	0.2	0.2	0.4	0.7	0.7
Military aircraft.....	14	2104	—	0.0	0.0	0.0	0.0	—
Military aircraft.....	14	210401	—	0.0	0.0	0.0	0.0	—
Aircraft engine and engine parts.....	14	23	1.2	0.0	0.0	0.5	0.2	0.1
Aircraft engine and engine parts.....	14	2301	1.2	0.0	0.0	0.5	0.2	0.1
Aircraft engine and engine parts.....	14	230101	1.2	0.0	0.0	0.5	0.2	0.1
Aeronautical services on aircraft engines.....	14	2301015	4.8	0.0	0.0	2.1	0.0	0.6
Aircraft engine parts and accessories.....	14	2301017	0.2	0.0	0.0	0.1	0.3	0.0
Parts and accessories for military aircraft engines.....	14	23010175	0.2	0.0	0.1	0.0	0.0	0.0
Parts and accessories for civilian aircraft engines.....	14	23010177	0.2	0.0	0.0	0.1	0.4	0.0
Other aircraft parts and equipment.....	14	25	2.5	0.7	0.0	0.2	0.8	0.0
Other aircraft parts and equipment.....	14	2501	2.5	0.7	0.0	0.2	0.8	0.0
Aircraft propellers and helicopter rotors.....	14	250102	0.0	0.0	0.0	0.0	0.0	0.0
Aircraft parts and auxiliary equipment.....	14	250103	2.2	0.0	0.0	0.2	1.0	0.0
Aircraft landing gear for civilian and military aircraft.....	14	2501032	4.8	0.0	0.0	0.0	4.3	0.4
Other aircraft subassemblies and parts for military aircraft.....	14	2501033	2.2	0.0	0.0	0.0	0.4	0.0
Other aircraft subassemblies and parts for civilian aircraft.....	14	2501034	2.2	0.0	0.0	0.3	0.6	0.0
Ships and boats.....	14	3	7.3	0.5	0.2	1.0	1.3	0.4
Ships.....	14	31	5.9	0.3	0.1	1.2	1.4	0.0
Military self-propelled ships, new construction.....	14	3102	2.0	0.0	0.1	0.3	0.8	0.3
Military self-propelled ships, new construction.....	14	310201	2.0	0.0	0.1	0.3	0.8	0.3
Nonmilitary self-propelled ships, new construction.....	14	3103	9.0	2.8	0.0	0.2	1.2	0.0
Nonmilitary self-propelled ships, new construction.....	14	310301	9.0	2.8	0.0	0.2	1.2	0.0
Boats.....	14	32	10.7	0.9	0.4	0.7	1.2	1.4
Outboard motorboats, including commercial and military (except sailboats and lifeboats).....	14	3201	13.5	0.5	0.7	0.2	1.6	2.0
Outboard motorboats, wood or metal, incl. comm. and military (exc. sailboats and lifeboats).....	14	320107	15.9	0.9	0.5	0.3	1.5	3.0
Outboard motorboats, plastics/fiberglass, incl. comm. and mil. (exc. sailboats and lifeboats).....	14	320108	11.4	0.2	1.0	0.1	1.6	1.1
Inboard motorboats, including commercial and military (except sailboats and lifeboats).....	14	3202	9.7	2.1	0.0	0.0	1.6	1.2
Inboard cabin cruisers, including commercial and military (except sailboats and lifeboats).....	14	320206	9.4	2.0	0.0	0.0	0.0	2.5
Other inboard motorboats, including commercial and military (except sailboats and lifeboats).....	14	320207	10.0	2.1	0.1	0.0	3.0	0.1

See footnotes at end of table.

Table 7. Producer price index percentage changes for commodity and service groupings and individual items, not seasonally adjusted — Continued
[February 2022]

Title	Commodity code		Unadjusted 12-month percent change ¹	Unadjusted 1-month percent change ¹				
	Group code	Item code		Feb. 2021 to Feb. 2022 ^P	Sept. to Oct.	Oct. to Nov. ^P	Nov. to Dec. ^P	Dec. to Jan. ^P
Inboard-outdrive boats, including commercial and military (except sailboats and lifeboats).....	14	3203	7.7	0.5	0.0	3.2	0.1	0.0
All other inboard-outdrive boats, incl. comm. and military (except sailboats and lifeboats).....	14	320310	7.3	0.4	0.0	2.3	0.1	0.0
All other boats (excluding military and commercial).....	14	3204	2.9	0.7	0.0	0.0	0.0	0.9
All other boats (excluding military and commercial).....	14	320406	2.9	0.7	0.0	0.0	0.0	0.9
Railroad equipment.....	14	4	2.8	0.3	0.8	0.3	0.6	0.1
Railroad cars and car parts.....	14	42	2.8	0.3	0.8	0.3	0.6	0.1
Railway maintenance of way equipment & parts, railcar parts, & other railway vehicles.....	14	4203	7.0	0.9	1.5	0.7	1.5	0.1
Air brake and other brake equipment.....	14	420303	5.8	0.0	0.0	5.4	0.5	0.0
Railway maintenance of way & all other railroad and streetcar equipment, parts and accessories.....	14	420304	7.2	1.0	1.7	0.1	1.7	0.2
Railroad cars.....	14	4204	—	0.0	0.4	0.0	0.0	—
Railroad cars.....	14	420402	—	0.0	0.4	0.0	0.0	—
Transportation equipment, n.e.c.....	14	9	13.2	1.8	0.9	1.5	1.2	2.7
Transportation equipment, n.e.c.....	14	91	13.2	1.8	0.9	1.5	1.2	2.7
Other transportation equipment, incl. golf carts, vehicle trailers, and all-terrain vehicles.....	14	9111	13.2	1.8	0.9	1.5	1.2	2.7
Automobile and light truck trailers.....	14	911104	28.5	2.4	2.2	4.6	3.3	0.3
All other miscellaneous transportation equipment, including all-terrain vehicles.....	14	911105	8.5	1.8	0.4	0.1	0.3	4.4
All-terrain vehicles and parts.....	14	9111051	9.4	2.4	0.1	0.0	0.2	5.7
All other miscellaneous transportation equipment and parts.....	14	9111052	6.7	0.3	1.2	0.5	0.6	1.3
Miscellaneous products.....	15	—	8.1	0.8	0.5	0.4	1.5	1.2
Toys, sporting goods, small arms, etc.....	15	1	12.9	0.2	0.7	0.8	2.7	2.1
Toys, games, and children's vehicles.....	15	11	6.2	0.1	0.7	0.0	2.6	0.0
Toys, games, and children's vehicles.....	15	1101	6.2	0.1	0.7	0.0	2.6	0.0
Nonelectronic games and puzzles (excl. toys), and electronic toys (incl. parts).....	15	110152	0.6	0.0	0.0	0.0	0.5	0.0
Nonelectronic games and puzzles, including parts.....	15	1101521	0.5	0.0	0.0	0.0	0.5	0.0
Other nonelectronic toys, including parts.....	15	110154	14.4	0.0	2.1	0.0	5.7	0.0
Models, science & craft kits/supply, & collectors' miniatures.....	15	110155	13.8	0.5	0.0	0.0	5.0	0.0
Sporting and athletic goods.....	15	12	20.8	0.2	1.2	1.3	3.6	3.7
Sporting and athletic goods.....	15	1201	20.8	0.2	1.2	1.3	3.6	3.7
Golf equipment, excluding apparel and shoes.....	15	120127	38.7	-0.1	3.7	3.6	2.0	9.8
Bicycles, adult tricycles, unicycles and parts.....	15	120182	6.4	0.0	0.2	0.0	4.3	0.4
Playground equipment.....	15	120185	24.0	1.3	0.0	1.0	1.9	0.0
Gymnasium and exercise equipment.....	15	120192	11.4	0.0	0.0	0.0	5.9	0.0
Other sporting and athletic goods.....	15	120193	14.4	0.4	0.0	0.0	5.4	2.0
Small arms and ammunition.....	15	13	3.3	0.1	0.0	0.2	1.3	-0.1
Small arms.....	15	1301	0.9	0.2	0.0	0.3	0.0	0.0
Single barrel shotguns, other small firearms n.e.c., and parts & attachments for small arms.....	15	130128	2.2	0.6	0.0	0.7	0.0	0.0
Small arms ammunition.....	15	1302	7.4	0.0	0.0	0.0	2.5	0.0
Small arms ammunition.....	15	130281	7.4	0.0	0.0	0.0	2.5	0.0
Other small arms ammunition products.....	15	1303	3.1	0.0	0.0	0.0	6.9	-1.3
All other small arms ammunition products.....	15	130308	3.2	0.0	0.0	0.0	6.9	-1.3
Tobacco products, incl. stemmed & redried.....	15	2	7.7	1.0	0.4	1.3	0.7	0.4
Cigarettes, excluding electronic.....	15	21	8.3	1.2	0.2	1.6	0.8	0.4
Cigarettes, excluding electronic.....	15	2101	8.3	1.2	0.2	1.6	0.8	0.4
Cigarettes, excluding electronic.....	15	210105	8.3	1.2	0.2	1.6	0.8	0.4
Stemmed and redried tobacco.....	15	24	1.1	0.0	0.0	0.0	0.7	0.0
Stemmed and redried tobacco.....	15	2402	1.0	0.0	0.0	0.0	0.7	0.0
Stemmed and redried tobacco.....	15	240208	1.1	0.0	0.0	0.0	0.7	0.0
Tobacco, unstemmed leaf, redried before packing.....	15	2402081	1.1	0.0	0.1	0.0	0.5	0.0
Tobacco, stemmed.....	15	2402084	1.0	0.0	0.0	0.0	0.9	0.0
Other tobacco products.....	15	25	5.1	0.0	1.3	0.0	0.4	0.2
Other tobacco products.....	15	2501	5.1	0.0	1.3	0.0	0.4	0.2
Other tobacco products.....	15	250101	5.1	0.0	1.3	0.0	0.4	0.2
Cigars.....	15	2501011	3.2	0.0	0.0	0.0	2.1	1.0
Chewing and smoking tobacco.....	15	2501014	5.5	0.0	1.6	0.0	0.1	0.0
Notions.....	15	3	10.5	5.0	0.3	0.3	0.8	0.0

See footnotes at end of table.

Table 7. Producer price index percentage changes for commodity and service groupings and individual items, not seasonally adjusted — Continued
[February 2022]

Title	Commodity code		Unadjusted 12-month percent change ¹	Unadjusted 1-month percent change ¹				
	Group code	Item code		Feb. 2021 to Feb. 2022 ^P	Sept. to Oct.	Oct. to Nov. ^P	Nov. to Dec. ^P	Dec. to Jan. ^P
Fasteners, zippers, buttons, needles, pins, and buckles.	15	32	10.5	5.0	0.3	0.3	0.8	0.0
Fasteners, zippers, buttons, needles, pins, and buckles.	15	3201	10.5	5.0	0.3	0.3	0.8	0.0
Fasteners, zippers, buttons, needles, pins, and buckles (except precious metal).	15	320100	10.5	5.0	0.3	0.3	0.8	0.0
Photographic equipment and supplies.	15	4	7.6	2.0	0.4	0.4	-0.8	1.4
Photographic and photocopying equipment.	15	41	7.0	0.0	0.0	0.0	0.0	0.0
Photographic and photocopying equipment.	15	4107	7.0	0.0	0.0	0.0	0.0	0.0
Photographic and photocopying equipment.	15	410701	7.0	0.0	0.0	0.0	0.0	0.0
Motion picture & other photographic equipment, n.e.c.	15	4107019	7.0	0.0	0.0	0.0	0.0	0.0
Photographic supplies.	15	42	7.8	2.7	0.5	0.5	-1.1	1.9
Photographic supplies.	15	4206	7.7	2.7	0.5	0.5	-1.1	1.9
Photographic supplies.	15	420601	7.7	2.7	0.5	0.5	-1.1	1.9
Prepared photographic chemicals.	15	4206011	7.3	4.6	0.0	0.0	0.0	3.4
Photographic sensitized film, plates, paper, & cloth.	15	4206012	7.9	2.1	0.7	0.6	-1.4	1.4
Photographic sensitized film, plates, paper, & cloth, silver-halide-type (excluding X-ray).	15	42060121	7.6	3.8	-1.3	1.2	-2.5	2.3
Photographic sensitized film etc., less silver halide type (inc. X-ray)...	15	42060122	8.4	0.0	3.4	-0.2	0.0	0.3
Mobile homes.	15	5	31.6	1.6	0.1	3.8	2.9	2.6
Manufactured homes (mobile homes), all sizes (incl. multisection).	15	53	31.7	1.6	0.1	3.8	2.9	2.6
Manufactured mobile homes and nonresidential mobile buildings.	15	5303	31.6	1.6	0.1	3.8	2.9	2.6
Manufactured homes (mobile homes), all width sizes (incl. multisection).	15	530301	31.6	1.6	0.1	3.8	2.9	2.6
Medical, surgical & personal aid devices.	15	6	3.6	0.3	0.1	-0.3	1.8	0.6
Surgical and medical instruments.	15	62	3.0	0.2	0.3	0.1	0.7	0.6
Surgical and medical instruments.	15	6201	3.0	0.2	0.3	0.1	0.7	0.6
Surgical and medical instruments.	15	620103	3.0	0.2	0.3	0.1	0.7	0.6
Surgical and medical catheters.	15	6201031	1.3	-	0.7	0.0	0.0	0.9
Orthopedic and surgical instruments.	15	6201033	1.4	0.4	0.4	0.1	0.2	0.4
Other surgical and medical apparatus and instruments, excluding parts.	15	6201037	3.4	-0.6	0.3	0.4	2.2	0.8
Parts for surgical and medical apparatus and instruments.	15	6201038	3.3	0.0	0.0	0.0	0.3	2.9
Medical and surgical appliances and supplies.	15	63	5.2	0.3	-0.1	0.1	3.1	0.2
Medical and surgical appliances and supplies.	15	6301	5.2	0.3	-0.1	0.1	3.1	0.2
Medical and surgical appliances and supplies.	15	630104	5.1	0.3	-0.1	0.1	3.1	0.2
Other orthopedic and prosthetic appliances.	15	6301042	2.0	0.0	0.0	0.0	0.0	0.0
All other surgical and medical items.	15	6301044	6.1	0.4	-0.2	0.1	4.0	0.3
Ophthalmic goods.	15	64	7.1	0.0	0.0	0.0	1.0	3.2
Ophthalmic goods.	15	6401	7.1	0.0	0.0	0.0	1.0	3.2
Ophthalmic fronts, temples, and focal and contact lenses.	15	640107	7.0	0.0	0.0	0.0	1.0	3.2
Other ophthalmic goods and prescription ground eyeglass lenses.	15	640108	-	0.0	0.0	0.0	-	-
Dental equipment and supplies.	15	65	-3.8	1.0	0.4	-5.3	3.4	0.0
Dental equipment and supplies.	15	6501	-3.8	1.0	0.4	-5.3	3.4	0.0
Dental equipment and supplies.	15	650107	-3.8	1.0	0.4	-5.3	3.4	0.0
Professional dental equipment and supplies.	15	6501071	1.3	0.4	0.0	0.0	-0.3	0.0
Professional dental equipment.	15	65010711	5.8	0.3	0.0	0.0	2.8	0.0
Professional dental supplies.	15	65010712	-2.0	0.4	0.0	0.0	-2.7	0.0
Other industrial safety equipment.	15	7	4.2	0.0	2.8	0.0	0.8	0.1
Personal safety equipment and clothing.	15	71	4.2	0.0	2.8	0.0	0.8	0.1
Personal safety equipment and clothing.	15	7108	4.2	0.0	2.8	0.0	0.8	0.1
Personal safety equipment and clothing.	15	710802	4.2	0.0	2.8	0.0	0.8	0.1
Other miscellaneous products.	15	9	12.7	1.2	0.9	-0.3	2.2	3.0
Burial caskets.	15	91	9.2	2.3	0.0	3.6	0.0	0.0
Burial caskets.	15	9101	9.2	2.3	0.0	3.6	0.0	0.0
Burial caskets.	15	910109	9.2	2.3	0.0	3.6	0.0	0.0
Metal burial caskets & coffins, completely lined & trimmed, adult sizes.	15	9101091	6.0	0.0	0.0	3.3	0.0	0.0
Other burial caskets & coffins, including burial boxes and vaults (except concrete and stone).	15	9101095	21.6	0.0	0.0	11.7	0.0	0.0
Musical instruments.	15	93	8.7	2.0	0.5	0.0	0.8	0.9
Musical instruments.	15	9301	8.7	2.0	0.5	0.0	0.8	0.9
Nonelectronic pianos, organs, and nonelectronic piano and organ parts, excluding benches.	15	930113	5.9	0.0	0.0	0.0	1.9	0.0

See footnotes at end of table.

Table 7. Producer price index percentage changes for commodity and service groupings and individual items, not seasonally adjusted — Continued
[February 2022]

Title	Commodity code		Unadjusted 12-month percent change ¹	Unadjusted 1-month percent change ¹				
	Group code	Item code		Feb. 2021 to Feb. 2022 ^P	Sept. to Oct.	Oct. to Nov. ^P	Nov. to Dec. ^P	Dec. to Jan. ^P
Other musical instruments and parts.....	15	930117	9.2	2.3	0.6	0.0	0.7	1.1
Other nonelectronic musical instruments.....	15	9301172	7.5	0.2	1.6	0.0	0.8	2.6
Other musical instrument parts & accessories, sold separately, excl. benches & instrument cases.....	15	9301173	7.5	5.1	0.1	—	—	0.4
Jewelry and jewelry products.....	15	94	3.6	-0.7	1.1	-0.6	0.5	1.5
Jewelry (gold and platinum) and silverware.....	15	9402	2.5	0.0	1.4	-0.8	0.7	1.5
Jewelry, gold and platinum.....	15	940222	2.5	0.0	1.4	-0.8	0.8	1.5
Costume jewelry and novelties.....	15	9404	6.3	0.0	0.8	0.0	0.0	4.4
Costume jewelry and novelties.....	15	940415	6.2	0.0	0.8	0.0	0.0	4.4
All other jewelry and personal goods (excluding costume).....	15	9407	7.6	1.3	1.1	-0.7	0.4	0.2
All other jewelry and personal goods (excluding costume).....	15	940714	7.6	1.3	1.1	-0.7	0.4	0.2
Jewelers' material and lapidary work.....	15	9408	1.1	-5.9	0.0	0.0	0.0	0.1
Pens, pencils, and marking devices.....	15	95	8.4	1.4	0.0	5.2	0.1	0.1
Pens, markers, mechanical pencils, and associated parts.....	15	9502	0.8	0.0	0.0	0.0	0.0	0.0
Pens, markers, mechanical pencils, and associated parts.....	15	950210	0.8	0.0	0.0	0.0	0.0	0.0
Lead pencils, art goods, office supplies and small office equipment, excluding paper.....	15	9503	14.0	0.0	0.0	11.2	0.0	0.0
Lead pencils, art goods, office supplies and small office equipment, excluding paper.....	15	950307	14.0	0.0	0.0	11.2	0.0	0.0
Marking devices.....	15	9504	7.3	6.1	0.0	0.0	0.5	0.4
Marking devices.....	15	950406	7.3	6.1	0.0	0.0	0.5	0.4
Watches, clocks, watchcases, and parts.....	15	96	—	0.0	0.0	0.0	—	—
Watches, clocks, watchcases, and parts.....	15	9603	—	0.0	0.0	0.0	—	—
Watches, clocks, watchcases, and parts.....	15	960313	—	0.0	0.0	0.0	—	—
Brooms and brushes.....	15	97	5.4	0.8	0.1	0.0	0.2	1.2
Brooms, brushes and mops.....	15	9705	5.4	0.8	0.1	0.0	0.2	1.2
Brooms, mops, and dusters.....	15	970501	6.9	1.0	0.0	0.0	0.0	1.2
Brooms.....	15	9705011	7.0	1.5	0.0	0.0	0.0	0.3
Mops and dusters, including refills.....	15	9705012	6.7	0.5	0.0	0.0	0.0	2.1
Paint and varnish brushes and rollers.....	15	970502	8.1	3.3	0.0	0.0	0.0	4.6
Paint and varnish brushes.....	15	9705021	6.6	3.0	0.0	0.0	0.0	3.4
Paint holders, pads, roller frames, and rollers.....	15	9705022	9.1	3.4	0.0	0.0	0.0	5.4
Other brushes, excl. paint and varnish brushes.....	15	970503	4.1	0.2	0.2	0.0	0.4	0.4
Personal brushes.....	15	9705031	1.7	0.1	0.0	0.0	0.3	0.0
Brushes, other than personal.....	15	9705032	7.2	0.3	0.4	0.0	0.6	1.0
Miscellaneous products, n.e.c.....	15	9A	17.1	1.9	1.2	-1.0	2.9	4.2
Candles.....	15	9A01	10.6	3.1	0.0	0.0	7.3	0.0
Candles.....	15	9A0101	10.6	3.1	0.0	0.0	7.3	0.0
Signs and advertising displays.....	15	9A04	10.7	0.8	1.1	0.8	3.4	0.1
Non-electric signs and displays.....	15	9A0402	12.8	0.5	1.1	1.4	3.2	0.1
Electric signs and displays.....	15	9A0404	8.0	1.3	1.1	0.0	3.7	0.0
All other miscellaneous fabricated products and recyclable materials.....	15	9A09	25.5	2.7	1.5	-2.9	1.5	9.5
Other miscellaneous fabricated products.....	15	9A0901	10.6	4.7	0.0	0.0	0.0	5.5
Reproduction of audio and video media and software.....	15	9D	16.1	-0.1	0.0	0.0	4.7	2.9
Reproduction of audio and video media and software.....	15	9D01	16.1	-0.1	0.0	0.0	4.7	2.9
Services²								
Transportation services.....	30	—	14.6	1.6	2.1	1.2	0.5	1.2
Transportation of freight and mail.....	30	1	14.2	1.6	1.5	0.6	2.0	1.3
Rail transportation of freight and mail.....	30	11	8.4	0.8	0.7	0.4	1.4	0.3
Rail transportation of freight and mail.....	30	1101	8.4	0.8	0.7	0.4	1.4	0.3
Rail transportation of freight and mail.....	30	110101	8.4	0.8	0.7	0.4	1.4	0.3
Truck transportation of freight.....	30	12	19.1	2.1	2.4	0.8	1.6	2.0
Local motor carrying.....	30	1201	11.9	1.8	1.0	0.4	2.1	0.7
Local motor carrying.....	30	120101	11.9	1.8	1.0	0.4	2.1	0.7
Long-distance motor carrying.....	30	1202	21.5	2.2	2.8	0.9	1.4	2.4
Long-distance motor carrying.....	30	120201	21.5	2.2	2.8	0.9	1.4	2.4
Water transportation of freight.....	30	13	19.9	2.7	-0.2	1.8	1.3	1.8
Deep sea water transportation of freight.....	30	1301	26.9	2.9	-1.0	3.5	1.0	1.2
Deep sea water transportation of freight.....	30	130101	26.9	2.9	-1.0	3.5	1.0	1.2
Coastal and intercoastal water transportation of freight.....	30	1302	18.1	3.3	1.1	-0.9	3.0	1.3
Coastal and intercoastal water transportation of freight.....	30	130201	18.1	3.3	1.1	-0.9	3.0	1.3
Great Lakes-St Lawrence Seaway water transportation of freight.....	30	1303	11.7	1.2	1.2	-1.6	1.7	1.8

See footnotes at end of table.

Table 7. Producer price index percentage changes for commodity and service groupings and individual items, not seasonally adjusted — Continued
 [February 2022]

Title	Commodity code		Unadjusted 12-month percent change ¹	Unadjusted 1-month percent change ¹				
	Group code	Item code		Feb. 2021 to Feb. 2022 ^P	Sept. to Oct.	Oct. to Nov. ^P	Nov. to Dec. ^P	Dec. to Jan. ^P
Great lakes-St Lawrence Seaway water transportation of freight.....	30	130301	11.7	1.2	1.2	-1.6	1.7	1.8
Inland waterways transportation of freight.....	30	1304	6.8	1.8	0.2	0.6	0.7	4.0
Inland waterways transportation of freight.....	30	130401	6.8	1.8	0.2	0.6	0.7	4.0
Air transportation of freight.....	30	14	12.6	3.0	2.5	3.5	0.1	0.5
Air transportation of freight.....	30	1401	12.6	3.0	2.5	3.5	0.1	0.5
Air transportation of freight, domestic.....	30	140102	4.2	-0.8	1.3	3.8	-0.2	-1.0
Air transportation of freight, international.....	30	140103	16.6	4.9	3.0	3.3	0.2	1.1
Pipeline transportation (partial).....	30	15	1.6	0.0	0.0	0.0	-0.2	0.0
Pipeline transportation of petroleum products.....	30	1501	1.6	0.0	0.0	0.0	-0.2	0.0
Pipeline transportation of crude petroleum.....	30	150101	2.6	0.1	0.0	0.0	-0.7	0.0
Pipeline transportation of refined petroleum products.....	30	150102	0.6	0.0	0.0	0.0	0.4	0.0
Courier, messenger, and U.S. postal services.....	30	16	8.4	0.9	0.5	-0.2	3.3	0.5
U.S. Postal Service.....	30	1601	5.5	1.0	0.0	0.0	-0.9	0.0
Mailing services (market dominant services).....	30	160107	7.1	0.1	0.0	0.0	0.0	0.0
First class mail.....	30	1601071	7.0	0.2	0.0	0.0	-0.1	0.0
Periodicals mail.....	30	1601072	8.6	0.0	0.0	0.0	0.0	0.0
Standard class mail.....	30	1601073	7.0	0.0	0.0	0.0	0.0	0.0
Package services mail.....	30	1601074	7.1	0.0	0.0	0.0	0.0	0.0
Special services and fees.....	30	1601075	7.1	0.0	0.0	0.0	0.0	0.0
Shipping services (competitive services).....	30	160108	0.2	4.3	0.0	0.0	-4.0	0.0
Courier and messenger services, except air.....	30	1602	9.0	0.6	0.7	0.0	6.2	0.4
Courier and messenger services, except air.....	30	160201	9.0	0.6	0.7	0.0	6.2	0.4
Air mail and package delivery services, excluding by USPS.....	30	1603	14.3	1.1	1.4	-1.0	7.4	1.9
Air mail and package delivery services, excluding by USPS.....	30	160301	14.3	1.1	1.4	-1.0	7.4	1.9
Transportation of passengers (partial).....	30	2	16.4	1.7	4.9	4.0	-5.7	0.6
Rail transportation of passengers.....	30	21	0.8	0.0	0.0	0.0	0.0	0.0
Rail transportation of passengers.....	30	2101	0.8	0.0	0.0	0.0	0.0	0.0
Rail transportation of passengers.....	30	210101	0.8	0.0	0.0	0.0	0.0	0.0
Airline passenger services.....	30	22	16.8	1.8	5.0	4.1	-5.8	0.6
Airline passenger services.....	30	2201	16.8	1.8	5.0	4.1	-5.8	0.6
Airline passenger services, domestic.....	30	220101	15.3	4.3	5.6	2.3	-5.9	0.5
Airline passenger services, international.....	30	220102	22.4	-6.8	2.6	11.3	-5.4	1.2
Services related to transportation activities.....	31	-	23.0	-1.4	-0.3	2.7	-2.6	0.9
Services related to water transportation.....	31	1	4.5	0.9	0.0	0.3	0.5	0.5
Towing, tugging, docking, and related services.....	31	11	8.7	0.1	0.4	0.7	0.2	1.3
Towing, tugging, docking and related services.....	31	1101	8.7	0.1	0.4	0.7	0.2	1.3
Towing, tugging, docking and related services.....	31	110101	8.7	0.1	0.4	0.7	0.2	1.3
Operation of port waterfront terminals.....	31	12	4.8	2.7	-0.8	0.6	2.5	0.1
Operation of port waterfront terminals.....	31	1201	4.8	2.7	-0.8	0.6	2.5	0.1
Operation of port waterfront terminals.....	31	120101	4.8	2.7	-0.8	0.6	2.5	0.1
Marine cargo handling.....	31	13	1.6	0.7	0.0	0.0	0.0	0.0
Marine cargo handling.....	31	1301	1.6	0.7	0.0	0.0	0.0	0.0
Marine cargo handling.....	31	130101	1.6	0.7	0.0	0.0	0.0	0.0
Services related to air transportation.....	31	2	-0.5	-2.6	-0.8	0.0	-1.1	0.1
Other airport operations, excluding aircraft maintenance and repair.....	31	21	-0.5	-2.6	-0.8	0.0	-1.1	0.1
Other airport operations, excluding aircraft maintenance and repair.....	31	2101	-0.5	-2.6	-0.8	0.0	-1.1	0.1
Other airport operations, excluding aircraft maintenance and repair.....	31	210101	-0.5	-2.6	-0.8	0.0	-1.1	0.1
Other services related to transportation activities (partial).....	31	3	41.2	-1.6	-0.3	4.4	-3.9	1.3
Arrangement of freight and cargo.....	31	31	68.2	-2.4	-1.1	6.3	-5.9	2.9
Arrangement of freight and cargo.....	31	3101	68.2	-2.4	-1.1	6.3	-5.9	2.9
Arrangement of freight and cargo.....	31	310101	68.2	-2.4	-1.1	6.3	-5.9	2.9
Freight forwarding.....	31	32	9.6	-0.3	1.2	1.1	-0.3	-1.6
Freight forwarding.....	31	3201	9.6	-0.3	1.2	1.1	-0.3	-1.6
Freight forwarding.....	31	320101	9.6	-0.3	1.2	1.1	-0.3	-1.6
Warehousing, storage, and related services.....	32	-	13.4	2.0	-1.2	3.4	6.0	-3.4
Warehousing, storage, and related services.....	32	1	13.4	2.0	-1.2	3.4	6.0	-3.4
Warehousing, storage, and related services.....	32	11	13.4	2.0	-1.2	3.4	6.0	-3.4
Warehousing, storage, and related services.....	32	1101	13.4	2.0	-1.2	3.4	6.0	-3.4
Warehousing, storage, and related services.....	32	110101	13.4	2.0	-1.2	3.4	6.0	-3.4

See footnotes at end of table.

Table 7. Producer price index percentage changes for commodity and service groupings and individual items, not seasonally adjusted — Continued
 [February 2022]

Title	Commodity code		Unadjusted 12-month percent change ¹	Unadjusted 1-month percent change ¹				
	Group code	Item code		Feb. 2021 to Feb. 2022 ^P	Sept. to Oct.	Oct. to Nov. ^P	Nov. to Dec. ^P	Dec. to Jan. ^P
Publishing sales, excluding software.....	33	—	4.1	0.1	0.5	0.2	0.9	0.4
Book, periodical, and newspaper publishing sales and subscriptions.....	33	1	5.6	0.0	0.5	0.8	0.9	0.8
Sales of books.....	33	11	7.9	-0.3	0.5	1.2	0.9	2.2
Sales of textbooks.....	33	1101	9.7	1.3	0.5	-1.0	-0.1	6.5
Sales of textbooks.....	33	110101	9.7	1.3	0.5	-1.0	-0.1	6.5
Sales of technical, scientific, and professional books.....	33	1102	14.4	-0.8	0.0	3.1	2.8	1.6
Sales of technical, scientific, and professional books.....	33	110201	14.4	-0.8	0.0	3.1	2.8	1.6
Sales of religious books.....	33	1103	3.8	4.8	-2.1	-1.3	0.9	3.6
Sales of religious books.....	33	110301	3.8	4.8	-2.1	-1.3	0.9	3.6
Sales of general adult and juvenile books.....	33	1104	0.5	0.0	0.4	0.6	-0.2	-1.5
Sales of general adult and juvenile books.....	33	110402	0.5	0.0	0.4	0.6	-0.2	-1.5
Sales of general reference books.....	33	1105	0.8	-0.6	4.3	0.0	-8.0	0.9
Sales of general reference books.....	33	110501	0.8	-0.6	4.3	0.0	-8.0	0.9
Sales of digital books.....	33	1106	2.3	-3.6	1.8	2.3	1.0	0.0
Sales of digital books.....	33	110601	2.3	-3.6	1.8	2.3	1.0	0.0
Sales and subscriptions of periodicals and newspapers.....	33	12	2.8	0.4	0.5	0.4	0.8	-0.9
Sales and subscriptions of periodicals.....	33	1201	0.3	0.0	0.0	0.0	0.0	0.1
Sales and subscriptions of periodicals.....	33	120101	0.3	0.0	0.0	0.0	0.0	0.1
Newspaper subscription and single copy sales.....	33	1202	5.1	0.7	0.9	0.8	1.6	-1.7
Newspaper subscriptions, print and online bundled.....	33	120203	18.4	3.2	0.7	0.4	7.1	0.4
Newspaper subscriptions, print only.....	33	120204	3.8	0.5	0.9	0.8	1.0	-1.9
Directory, mailing list, and related compilations publishing sales.....	33	2	9.1	2.2	1.1	-6.2	14.7	-2.5
Directory, mailing list, and related compilations publishing sales.....	33	21	9.1	2.2	1.1	-6.2	14.7	-2.5
Directory, mailing list, and related compilations publishing sales.....	33	2101	9.1	2.2	1.1	-6.2	14.7	-2.5
Directory, mailing list, and related compilations publishing sales.....	33	210101	9.1	2.2	1.1	-6.2	14.7	-2.5
Greeting card publishing sales.....	33	3	2.1	0.1	2.0	0.0	-0.1	0.2
Greeting card publishing sales.....	33	31	2.1	0.1	2.0	0.0	-0.1	0.2
Greeting card publishing sales.....	33	3101	2.1	0.1	2.0	0.0	-0.1	0.2
Greeting card publishing sales.....	33	310101	2.1	0.1	2.0	0.0	-0.1	0.2
Calendars, yearbooks, and other miscellaneous publishing sales.....	33	4	14.8	0.2	0.2	-0.4	0.8	0.0
Calendars, yearbooks, and other miscellaneous publishing sales.....	33	41	14.8	0.2	0.2	-0.4	0.8	0.0
Calendars, yearbooks, and other miscellaneous publishing sales.....	33	4101	14.8	0.2	0.2	-0.4	0.8	0.0
Calendars, yearbooks, and other miscellaneous publishing sales.....	33	410101	14.8	0.2	0.2	-0.4	0.8	0.0
Internet publishing and broadcasting subscription, content access, and licensing sales.....	33	5	1.1	0.2	0.1	0.1	-0.1	0.1
Internet publishing and broadcasting subscription, content access, and licensing sales.....	33	51	1.1	0.2	0.1	0.1	-0.1	0.1
Internet publishing and broadcasting subscription, content access, and licensing sales.....	33	5101	1.1	0.2	0.1	0.1	-0.1	0.1
Internet publishing and broadcasting subscription, content access, and licensing sales.....	33	510101	1.1	0.2	0.1	0.1	-0.1	0.1
Software publishing.....	34	—	1.6	1.1	-0.3	0.2	1.0	-2.8
Application software publishing.....	34	2	0.4	1.4	-0.3	-0.1	1.1	-4.7
Application software publishing.....	34	21	0.4	1.4	-0.3	-0.1	1.1	-4.7
Desktop and portable device application software publishing.....	34	2101	0.5	1.0	-2.2	0.1	-1.3	0.2
Desktop and portable device application software publishing.....	34	210101	0.5	1.0	-2.2	0.1	-1.3	0.2
Application software publishing, cross-industry, vertical market, utilities, and other.....	34	2103	-2.7	2.3	0.4	0.0	-0.1	-9.2
Application software publishing, cross-industry, vertical market, utilities, and other.....	34	210301	-2.7	2.3	0.4	0.0	-0.1	-9.2
Application software publishing, game software.....	34	2104	—	-1.9	5.9	-1.7	21.7	—
Application software publishing, game software.....	34	210401	—	-1.9	5.9	-1.7	21.7	—
Network compensation from broadcast and cable television and radio.....	35	—	2.5	0.0	0.0	0.0	2.8	0.0
Affiliate agreements, programming sales, and retransmission fees for cable and broadcast tv.....	35	1	2.5	0.0	0.0	0.0	2.8	0.0
Affiliate agreements, programming sales, and retransmission fees for cable and broadcast tv.....	35	11	2.5	0.0	0.0	0.0	2.8	0.0
Affiliate agreements, programming sales, and retransmission fees for cable and broadcast tv.....	35	1101	2.5	0.0	0.0	0.0	2.8	0.0
Affiliate agreements, programming sales, and retransmission fees for cable and broadcast tv.....	35	110101	2.5	0.0	0.0	0.0	2.8	0.0
Affiliate agreements, programming sales, and retransmission fees for radio....	35	2	0.0	0.0	0.0	0.0	0.0	0.0

See footnotes at end of table.

Table 7. Producer price index percentage changes for commodity and service groupings and individual items, not seasonally adjusted — Continued
 [February 2022]

Title	Commodity code		Unadjusted 12-month percent change ¹	Unadjusted 1-month percent change ¹				
	Group code	Item code		Feb. 2021 to Feb. 2022 ^P	Sept. to Oct.	Oct. to Nov. ^P	Nov. to Dec. ^P	Dec. to Jan. ^P
Affiliate agreements, programming sales, and retransmission fees for radio.....	35	21	0.0	0.0	0.0	0.0	0.0	0.0
Affiliate agreements, programming sales, and retransmission fees for radio.....	35	2101	0.0	0.0	0.0	0.0	0.0	0.0
Affiliate agreements, programming sales, and retransmission fees for radio.....	35	210101	0.0	0.0	0.0	0.0	0.0	0.0
Advertising space and time sales.....	36	—	-0.8	0.7	3.4	0.6	-1.9	-1.5
Advertising space sales in periodicals, newspapers, directories, and mailing lists.....	36	1	-0.9	0.4	0.1	0.1	1.3	-2.3
Advertising space sales in periodicals and newspapers.....	36	11	-1.0	0.5	0.2	0.1	1.6	-2.7
Advertising space sales in periodicals.....	36	1101	1.6	-0.2	0.3	0.0	1.5	0.0
Advertising space sales in specialized, business, and professional periodicals.....	36	110101	3.6	0.0	0.0	0.0	3.6	0.0
Advertising space sales in general and consumer periodicals.....	36	110102	1.4	-0.2	0.4	0.0	1.2	0.0
Advertising space sales in newspapers.....	36	1102	-3.4	1.1	0.0	0.2	1.6	-5.0
Advertising space sales in newspapers, print only.....	36	110203	-4.4	1.3	0.1	-0.7	2.0	-6.0
Advertising space sales in newspapers, digital only and print and digital bundled.....	36	110204	2.0	0.0	-0.3	5.2	-0.3	-0.3
Advertising space sales in directories and mailing lists.....	36	12	0.1	0.0	0.0	0.0	0.0	0.0
Advertising space sales in directories and mailing lists.....	36	1201	0.1	0.0	0.0	0.0	0.0	0.0
Advertising space sales in directories and mailing lists.....	36	120101	0.1	0.0	0.0	0.0	0.0	0.0
Television advertising time sales.....	36	2	-7.0	2.3	5.9	1.4	-3.6	-3.2
Television advertising time sales.....	36	21	-7.0	2.3	5.9	1.4	-3.6	-3.2
Broadcast and network television advertising time sales.....	36	2101	0.7	1.0	3.8	1.1	-3.7	-5.3
Broadcast and network television advertising time sales.....	36	210101	0.7	1.0	3.8	1.1	-3.7	-5.3
Cable network advertising time sales.....	36	2102	-17.4	4.7	10.2	2.1	-3.9	-0.5
Cable network advertising time sales.....	36	210201	-17.4	4.7	10.2	2.1	-3.9	-0.5
Local cable system advertising time sales.....	36	2103	3.6	0.0	0.0	0.0	0.0	0.0
Local cable system advertising time sales.....	36	210301	3.6	0.0	0.0	0.0	0.0	0.0
Radio advertising time sales.....	36	3	12.8	-3.2	9.2	-2.8	-14.3	10.3
Radio advertising time sales.....	36	31	12.8	-3.2	9.2	-2.8	-14.3	10.3
Radio advertising time sales.....	36	3101	12.8	-3.2	9.2	-2.8	-14.3	10.3
Radio advertising time sales.....	36	310101	12.8	-3.2	9.2	-2.8	-14.3	10.3
Internet advertising sales, excluding Internet advertising sold by print publishers.....	36	5	6.1	-0.2	0.9	1.0	1.7	-1.5
Internet advertising sales, excluding Internet advertising sold by print publishers.....	36	51	6.1	-0.2	0.9	1.0	1.7	-1.5
Internet advertising sales, excluding Internet advertising sold by print publishers.....	36	5101	6.1	-0.2	0.9	1.0	1.7	-1.5
Telecommunication, cable, and internet user services.....	37	—	1.6	0.3	-0.4	0.2	0.5	0.3
Wired telephone services.....	37	1	0.9	0.2	0.1	0.0	0.2	0.0
Residential wired telephone services.....	37	11	1.8	0.5	0.5	-0.2	0.4	0.0
Local residential wired telephone service.....	37	1101	0.0	0.0	0.0	0.0	0.0	0.0
Local residential wired telephone service.....	37	110101	0.0	0.0	0.0	0.0	0.0	0.0
Long distance residential wired telephone service.....	37	1102	4.1	1.6	1.3	-0.5	1.1	0.0
Long distance residential wired telephone service.....	37	110201	4.1	1.6	1.3	-0.5	1.1	0.0
All-distance residential wired telephone service.....	37	1103	4.4	0.0	0.0	0.0	0.0	0.0
All-distance residential wired telephone service.....	37	110301	4.4	0.0	0.0	0.0	0.0	0.0
Business wired telephone services.....	37	12	0.8	0.0	0.1	0.1	0.2	0.0
Local business wired telephone service.....	37	1201	0.8	-0.1	0.0	0.0	0.3	0.0
Local business wired telephone service.....	37	120101	0.8	-0.1	0.0	0.0	0.3	0.0
Long distance business wired telephone service.....	37	1202	5.1	0.5	1.1	0.9	0.8	0.0
Private line wired telephone service.....	37	1204	0.0	0.0	0.0	0.0	0.0	0.0
Private line wired telephone service.....	37	120401	0.0	0.0	0.0	0.0	0.0	0.0
Other wired telephone services.....	37	13	-0.2	0.0	-0.3	0.0	0.2	0.0
Other wired telephone services.....	37	1301	-0.2	0.0	-0.3	0.0	0.2	0.0
Wireless telecommunication services.....	37	2	0.6	0.0	-0.1	0.0	0.0	0.0
Cellular phone and other wireless telecommunication services.....	37	21	0.6	0.0	-0.1	0.0	0.0	0.0
Cellular phone and other wireless telecommunication services.....	37	2101	0.6	0.0	-0.1	0.0	0.0	0.0
Cellular phone and other wireless telecommunication services.....	37	210101	0.6	0.0	-0.1	0.0	0.0	0.0
Cable and satellite subscriber services.....	37	3	2.5	0.0	0.0	0.0	2.3	1.8

See footnotes at end of table.

Table 7. Producer price index percentage changes for commodity and service groupings and individual items, not seasonally adjusted — Continued
[February 2022]

Title	Commodity code		Unadjusted 12-month percent change ¹	Unadjusted 1-month percent change ¹				
	Group code	Item code		Feb. 2021 to Feb. 2022 ^P	Sept. to Oct.	Oct. to Nov. ^P	Nov. to Dec. ^P	Dec. to Jan. ^P
Cable and satellite subscriber services.....	37	31	2.5	0.0	0.0	0.0	2.3	1.8
Cable and satellite subscriber services.....	37	3101	2.5	0.0	0.0	0.0	2.3	1.8
Cable and satellite subscriber services.....	37	310101	2.5	0.0	0.0	0.0	2.3	1.8
Internet access services.....	37	4	-0.9	-0.1	0.0	0.1	0.0	0.0
Internet access services.....	37	41	-0.9	-0.1	0.0	0.1	0.0	0.0
Residential Internet access services.....	37	4102	-1.1	-0.2	0.0	0.2	0.0	0.0
Residential Internet access services.....	37	410201	-1.1	-0.2	0.0	0.2	0.0	0.0
Business Internet access services.....	37	4103	-0.7	0.0	0.0	0.0	0.0	0.0
Business Internet access services.....	37	410301	-0.7	0.0	0.0	0.0	0.0	0.0
Bundled wired telecommunications access services.....	37	5	3.1	1.1	-1.5	0.8	0.2	0.0
Bundled wired telecommunications access services.....	37	51	3.1	1.1	-1.5	0.8	0.2	0.0
Bundled wired telecommunications access services.....	37	5101	3.1	1.1	-1.5	0.8	0.2	0.0
Bundled wired telecommunications access services.....	37	510101	3.1	1.1	-1.5	0.8	0.2	0.0
Data processing and related services.....	38	—	0.0	0.2	0.0	0.0	-1.3	0.6
Data processing and related services.....	38	1	0.0	0.2	0.0	0.0	-1.3	0.6
Data processing and related services.....	38	11	0.0	0.2	0.0	0.0	-1.3	0.6
Hosting, ASP and other IT infrastructure provisioning services.....	38	1101	-0.1	0.4	0.0	-0.1	-2.2	1.1
Hosting, ASP and other IT infrastructure provisioning services.....	38	110101	-0.1	0.4	0.0	-0.1	-2.2	1.1
Business process management services.....	38	1102	0.1	0.0	0.0	0.1	0.0	0.0
Business process management services.....	38	110201	0.1	0.0	0.0	0.1	0.0	0.0
Data management, information transformation and other services.....	38	1103	0.1	0.0	0.0	0.0	0.0	0.0
Data management, information transformation and other services.....	38	110301	0.1	0.0	0.0	0.0	0.0	0.0
Credit intermediation services (partial).....	39	—	2.0	-1.3	1.8	-1.4	2.0	-2.0
Loan services (partial).....	39	1	4.1	-2.5	3.1	-0.5	2.4	-3.1
Business loans (partial).....	39	11	8.5	-3.4	4.3	-1.3	4.3	-4.0
Business loans (partial).....	39	1101	8.5	-3.4	4.3	-1.3	4.3	-4.0
Business loans (partial).....	39	110101	8.5	-3.4	4.3	-1.3	4.3	-4.0
Consumer loans (partial).....	39	12	-1.1	-1.8	2.4	0.2	0.4	-2.5
Residential real estate loans (partial).....	39	1201	-1.6	-1.3	2.4	1.2	-0.3	-3.3
Residential real estate loans, except home equity (partial).....	39	120101	-3.3	-1.4	2.8	1.6	-0.6	-4.7
Home equity loans (partial).....	39	120102	5.0	-1.2	0.7	-0.5	0.8	2.1
Vehicle loans (partial).....	39	1202	2.2	-5.3	5.3	-5.0	4.0	0.6
Vehicle loans (partial).....	39	120201	2.2	-5.3	5.3	-5.0	4.0	0.6
Credit cards, overdraft credit, and related plans (partial).....	39	1203	0.1	-2.8	1.8	-2.7	2.8	0.1
Credit cards, overdraft credit, and related plans (partial).....	39	120301	0.1	-2.8	1.8	-2.7	2.8	0.1
Other loans and loan services (partial).....	39	13	12.1	-1.5	0.0	0.2	3.7	-1.2
Other loans and loan services (partial).....	39	1301	12.1	-1.5	0.0	0.2	3.7	-1.2
Other loans and loan services (partial).....	39	130101	12.1	-1.5	0.0	0.2	3.7	-1.2
Deposit services (partial).....	39	2	-1.2	0.7	0.1	-3.6	1.3	-0.5
Deposit services (partial).....	39	21	-1.2	0.7	0.1	-3.6	1.3	-0.5
Deposit services (partial).....	39	2101	-1.2	0.7	0.1	-3.6	1.3	-0.5
Deposit services (partial).....	39	210101	-1.2	0.7	0.1	-3.6	1.3	-0.5
Other credit intermediation services, including trust services (partial).....	39	3	-1.9	-0.2	-1.7	-0.1	0.3	1.2
Other credit intermediation services, including trust services (partial).....	39	31	-1.9	-0.2	-1.7	-0.1	0.3	1.2
Other credit intermediation services, including trust services (partial).....	39	3101	-1.9	-0.2	-1.7	-0.1	0.3	1.2
Other credit intermediation services, including trust services (partial).....	39	310101	-1.9	-0.2	-1.7	-0.1	0.3	1.2
Investment services.....	40	—	5.2	-2.8	3.9	-0.3	0.9	-1.9
Securities brokerage, dealing, investment advice, and related services.....	40	1	2.6	-6.7	8.2	-1.2	-0.5	1.5
Securities brokerage, dealing, investment advice, and related services.....	40	11	2.6	-6.7	8.2	-1.2	-0.5	1.5
Securities brokerage, dealing, and investment advice.....	40	1101	4.3	-8.0	9.9	-1.2	0.4	2.3
Securities brokerage, dealing, and investment advice.....	40	110101	4.3	-8.0	9.9	-1.2	0.4	2.3
Securities brokerage and dealing related services (partial).....	40	1102	-5.4	-0.5	1.0	-1.4	-4.7	-2.3
Securities brokerage and dealing related services.....	40	110201	-5.4	-0.5	1.0	-1.4	-4.7	-2.3
Portfolio management.....	40	2	4.1	-1.3	2.6	-0.3	1.8	-4.2
Portfolio management.....	40	21	4.1	-1.3	2.6	-0.3	1.8	-4.2
Portfolio management.....	40	2101	4.1	-1.3	2.6	-0.3	1.8	-4.2
Portfolio management.....	40	210101	4.1	-1.3	2.6	-0.3	1.8	-4.2
Investment banking.....	40	3	16.6	0.0	0.0	1.9	0.1	0.2

See footnotes at end of table.

Table 7. Producer price index percentage changes for commodity and service groupings and individual items, not seasonally adjusted — Continued
 [February 2022]

Title	Commodity code		Unadjusted 12-month percent change ¹	Unadjusted 1-month percent change ¹				
	Group code	Item code		Feb. 2021 to Feb. 2022 ^P	Sept. to Oct.	Oct. to Nov. ^P	Nov. to Dec. ^P	Dec. to Jan. ^P
Investment banking.....	40	31	16.6	0.0	0.0	1.9	0.1	0.2
Investment banking.....	40	3101	16.6	0.0	0.0	1.9	0.1	0.2
Investment banking.....	40	310101	16.6	0.0	0.0	1.9	0.1	0.2
Insurance and annuities.....	41	—	0.8	-0.1	0.0	0.1	0.4	0.2
Insurance.....	41	1	1.2	-0.1	0.0	0.1	0.5	0.2
Insurance.....	41	11	1.2	-0.1	0.0	0.1	0.5	0.2
Life insurance.....	41	1101	1.3	0.0	-0.2	0.0	1.2	0.0
Life insurance.....	41	110101	1.3	0.0	-0.2	0.0	1.2	0.0
Disability insurance, including accidental death.....	41	1102	-0.1	0.0	0.0	0.0	-0.1	0.0
Disability insurance, including accidental death.....	41	110201	-0.1	0.0	0.0	0.0	-0.1	0.0
Health and medical insurance.....	41	1103	1.4	0.0	0.0	0.0	0.8	0.0
Health and medical insurance.....	41	110301	1.4	0.0	0.0	0.0	0.8	0.0
Property and casualty insurance.....	41	1104	1.0	-0.2	0.0	0.3	0.2	0.4
Property and casualty insurance.....	41	110401	1.0	-0.2	0.0	0.3	0.2	0.4
Annuities.....	41	2	-1.4	0.1	0.1	0.0	-0.3	0.0
Annuities.....	41	21	-1.4	0.1	0.1	0.0	-0.3	0.0
Annuities.....	41	2101	-1.4	0.1	0.1	0.0	-0.3	0.0
Annuities.....	41	210101	-1.4	0.1	0.1	0.0	-0.3	0.0
Commissions and fees from sales and administration of insurance policies (partial).....	42	—	0.6	0.0	0.0	0.0	0.0	0.0
Commissions from sales of insurance.....	42	1	0.6	0.0	0.0	0.0	0.0	0.0
Commissions from sales of insurance.....	42	11	0.6	0.0	0.0	0.0	0.0	0.0
Commissions from sales of life insurance and annuities.....	42	1101	-0.2	0.0	0.1	0.0	0.0	0.0
Commissions from sales of life insurance and annuities.....	42	110101	-0.2	0.0	0.1	0.0	0.0	0.0
Commissions from sales of health and medical insurance.....	42	1102	0.5	0.0	0.0	0.0	0.0	0.0
Commissions from sales of health and medical insurance.....	42	110201	0.5	0.0	0.0	0.0	0.0	0.0
Commissions from sales of property and casualty insurance.....	42	1103	0.8	0.0	0.0	0.0	0.0	0.0
Commissions from sales of property and casualty insurance.....	42	110301	0.8	0.0	0.0	0.0	0.0	0.0
Commissions from sales of other insurance.....	42	1104	0.1	0.0	0.0	0.0	0.1	0.0
Commissions from sales of other insurance.....	42	110401	0.1	0.0	0.0	0.0	0.1	0.0
Real estate services (partial).....	43	—	6.0	-0.5	0.2	0.7	1.1	-0.9
Nonresidential real estate services.....	43	1	3.2	-0.9	0.2	0.8	1.3	-2.2
Nonresidential real estate rents.....	43	11	2.7	-1.3	0.2	0.9	1.3	-2.8
Office buildings, gross rents.....	43	1101	1.4	1.0	1.3	0.2	-0.5	-1.1
Office buildings, gross rents.....	43	110101	1.4	1.0	1.3	0.2	-0.5	-1.1
Retail properties, gross rents.....	43	1102	1.5	-3.8	-1.7	3.4	3.0	-6.8
Retail properties, gross rents.....	43	110201	1.5	-3.8	-1.7	3.4	3.0	-6.8
Industrial buildings, gross rents.....	43	1103	2.6	0.2	0.0	0.4	0.7	0.3
Industrial buildings, gross rents.....	43	110301	2.6	0.2	0.0	0.4	0.7	0.3
Self-service storage and miniwarehouses, gross rents.....	43	1104	14.4	1.3	0.3	1.2	0.3	1.1
Self-service storage and miniwarehouses, gross rents.....	43	110401	14.4	1.3	0.3	1.2	0.3	1.1
Other nonresidential buildings, gross rents.....	43	1105	4.8	-7.1	3.5	-8.3	6.1	0.1
Other nonresidential buildings, gross rents.....	43	110501	4.8	-7.1	3.5	-8.3	6.1	0.1
Nonresidential property sales and leases including land, brokerage fees and commissions.....	43	12	7.5	1.2	0.1	0.7	1.4	-0.3
Nonresidential property sales and leases including land, brokerage fees and commissions.....	43	1201	7.5	1.2	0.1	0.7	1.4	-0.3
Nonresidential property sales and leases including land, brokerage fees and commissions.....	43	120101	7.5	1.2	0.1	0.7	1.4	-0.3
Nonresidential property management fees.....	43	13	2.9	0.4	0.2	0.2	1.2	2.5
Nonresidential property management fees.....	43	1301	2.9	0.4	0.2	0.2	1.2	2.5
Nonresidential property management fees.....	43	130101	2.9	0.4	0.2	0.2	1.2	2.5
Residential real estate services (partial).....	43	2	10.5	0.0	0.3	0.4	0.6	1.0
Residential property sales and rental, brokerage fees and commissions.....	43	21	11.4	0.1	0.3	0.2	0.8	1.0
Residential property sales and rental, brokerage fees and commissions.....	43	2101	11.4	0.1	0.3	0.2	0.8	1.0
Residential property sales and rental, brokerage fees and commissions.....	43	210101	11.4	0.1	0.3	0.2	0.8	1.0
Residential property management fees.....	43	22	7.7	-0.1	0.2	1.2	0.0	0.9
Residential property management fees.....	43	2201	7.7	-0.1	0.2	1.2	0.0	0.9
Residential property management fees.....	43	220101	7.7	-0.1	0.2	1.2	0.0	0.9
Real estate appraisal fees.....	43	3	10.9	-0.4	0.9	1.4	2.5	1.9

See footnotes at end of table.

Table 7. Producer price index percentage changes for commodity and service groupings and individual items, not seasonally adjusted — Continued
 [February 2022]

Title	Commodity code		Unadjusted 12-month percent change ¹	Unadjusted 1-month percent change ¹				
	Group code	Item code		Feb. 2021 to Feb. 2022 ^P	Sept. to Oct.	Oct. to Nov. ^P	Nov. to Dec. ^P	Dec. to Jan. ^P
Real estate appraisal fees.....	43	31	10.9	-0.4	0.9	1.4	2.5	1.9
Real estate appraisal fees.....	43	3101	10.9	-0.4	0.9	1.4	2.5	1.9
Real estate appraisal fees.....	43	310101	10.9	-0.4	0.9	1.4	2.5	1.9
Rental and leasing of goods (partial).....	44	—	11.0	3.1	-0.7	-1.1	-3.0	0.8
Passenger car rental.....	44	1	22.9	6.6	-2.2	-2.3	-6.1	1.3
Passenger car rental.....	44	11	22.9	6.6	-2.2	-2.3	-6.1	1.3
Passenger car rental.....	44	1101	22.9	6.6	-2.2	-2.3	-6.1	1.3
Passenger car rental.....	44	110101	22.9	6.6	-2.2	-2.3	-6.1	1.3
Truck, trailer, and RV rental and leasing.....	44	2	4.4	0.5	0.3	0.0	-0.7	0.4
Truck, trailer, and RV rental and leasing.....	44	21	4.4	0.5	0.3	0.0	-0.7	0.4
Truck, truck trailer and RV rental.....	44	2101	6.8	1.3	0.3	-0.3	-0.5	0.4
Truck, truck trailer and RV rental.....	44	210101	6.8	1.3	0.3	-0.3	-0.5	0.4
Truck, truck trailer and RV leasing.....	44	2102	2.7	-0.2	0.2	0.2	-0.9	0.5
Truck, truck trailer and RV leasing.....	44	210201	2.7	-0.2	0.2	0.2	-0.9	0.5
Construction, mining, and forestry machinery and equipment rental and leasing.....	44	3	2.3	0.2	0.7	-0.1	-0.2	0.4
Construction, mining, and forestry machinery and equipment rental and leasing.....	44	31	2.3	0.2	0.7	-0.1	-0.2	0.4
Construction, mining, and forestry machinery and equipment rental and leasing.....	44	3101	2.3	0.2	0.7	-0.1	-0.2	0.4
Construction, mining, and forestry machinery and equipment rental and leasing.....	44	310101	2.3	0.2	0.7	-0.1	-0.2	0.4
Professional services (partial).....	45	—	4.3	0.3	0.2	0.2	2.3	0.5
Legal services.....	45	1	5.8	0.5	-0.1	0.1	2.4	1.1
Legal services.....	45	11	5.8	0.5	-0.1	0.1	2.4	1.1
Legal services.....	45	1101	5.8	0.5	-0.1	0.1	2.4	1.1
Legal services.....	45	110101	5.8	0.5	-0.1	0.1	2.4	1.1
Accounting services (partial).....	45	2	0.3	-0.3	0.1	0.4	0.4	0.6
Accounting services, excluding payroll.....	45	21	0.3	-0.3	0.1	0.4	0.4	0.6
Financial auditing.....	45	2101	6.6	-0.8	-0.1	-0.3	3.3	0.7
Financial auditing.....	45	210101	6.6	-0.8	-0.1	-0.3	3.3	0.7
Tax preparation and planning.....	45	2102	-6.8	0.5	0.1	-0.6	-0.2	0.8
Tax preparation and planning.....	45	210201	-6.8	0.5	0.1	-0.6	-0.2	0.8
Bookkeeping and compilation.....	45	2103	11.2	0.3	1.5	1.4	-0.1	0.6
Bookkeeping and compilation.....	45	210301	11.2	0.3	1.5	1.4	-0.1	0.6
Other accounting services, including billing and review.....	45	2104	1.6	-1.2	-0.3	2.0	-1.1	0.3
Other accounting services, including billing and review.....	45	210401	1.6	-1.2	-0.3	2.0	-1.1	0.3
Architectural and engineering services.....	45	3	4.6	0.4	0.1	0.0	3.2	0.1
Architectural services.....	45	31	2.3	0.1	0.2	0.5	0.1	0.0
Architectural services.....	45	3101	2.3	0.1	0.2	0.5	0.1	0.0
Architectural services.....	45	310101	2.3	0.1	0.2	0.5	0.1	0.0
Engineering services.....	45	32	4.9	0.5	0.1	-0.1	3.6	0.2
Engineering services.....	45	3201	4.9	0.5	0.1	-0.1	3.6	0.2
Engineering services.....	45	320101	4.9	0.5	0.1	-0.1	3.6	0.2
Management, scientific, and technical consulting services.....	45	4	3.7	0.8	-0.3	0.2	2.2	-0.2
Management consulting services.....	45	41	3.7	0.8	-0.3	0.2	2.2	-0.2
Administrative and general management consulting services.....	45	4101	2.2	0.6	0.1	0.5	1.4	-0.1
Administrative and general management consulting services.....	45	410101	2.2	0.6	0.1	0.5	1.4	-0.1
Human resources consulting services.....	45	4102	4.7	3.4	-5.0	-2.5	11.3	0.2
Human resources consulting services.....	45	410201	4.7	3.4	-5.0	-2.5	11.3	0.2
Marketing consulting services.....	45	4103	6.9	0.0	0.0	0.0	0.0	0.0
Marketing consulting services.....	45	410301	6.9	0.0	0.0	0.0	0.0	0.0
Process, physical distribution, and logistics consulting services.....	45	4104	10.9	1.4	-0.7	0.2	4.8	-1.1
Process, physical distribution, and logistics consulting services.....	45	410401	10.9	1.4	-0.7	0.2	4.8	-1.1
Other management consulting services.....	45	4105	1.5	0.4	0.0	-0.4	1.5	-0.2
Other management consulting services.....	45	410501	1.5	0.4	0.0	-0.4	1.5	-0.2
Advertising and related services (partial).....	45	5	6.4	-2.7	5.0	2.0	1.9	0.2
Advertising agency services.....	45	51	6.4	-2.7	5.0	2.0	1.9	0.2
Advertising agency services.....	45	5101	6.4	-2.7	5.0	2.0	1.9	0.2
Advertising agency services.....	45	510101	6.4	-2.7	5.0	2.0	1.9	0.2

See footnotes at end of table.

Table 7. Producer price index percentage changes for commodity and service groupings and individual items, not seasonally adjusted — Continued
[February 2022]

Title	Commodity code		Unadjusted 12-month percent change ¹	Unadjusted 1-month percent change ¹				
	Group code	Item code		Feb. 2021 to Feb. 2022 ^P	Sept. to Oct.	Oct. to Nov. ^P	Nov. to Dec. ^P	Dec. to Jan. ^P
Information technology (IT) technical support and consulting services (partial).....	45	6	1.0	0.0	0.0	0.0	0.6	0.1
Information technology (IT) technical support and consulting services (partial).....	45	61	1.0	0.0	0.0	0.0	0.6	0.1
Information technology (IT) technical support and consulting services (partial).....	45	6101	1.0	0.0	0.0	0.0	0.6	0.1
Information technology (IT) technical support and consulting services (partial).....	45	610101	1.0	0.0	0.0	0.0	0.6	0.1
Employment services.....	46	—	4.5	0.2	0.9	0.9	0.9	-0.1
Permanent placement services.....	46	1	6.3	-2.0	0.2	2.3	0.5	0.6
Permanent placement services.....	46	11	6.3	-2.0	0.2	2.3	0.5	0.6
Employment placement services.....	46	1101	6.3	-2.0	0.2	2.3	0.5	0.6
Employment placement services.....	46	110101	6.3	-2.0	0.2	2.3	0.5	0.6
Executive search services.....	46	2	-0.5	-0.6	1.7	-0.1	-5.1	5.2
Executive search services.....	46	21	-0.5	-0.6	1.7	-0.1	-5.1	5.2
Executive search services.....	46	2101	-0.5	-0.6	1.7	-0.1	-5.1	5.2
Executive search services.....	46	210101	-0.5	-0.6	1.7	-0.1	-5.1	5.2
Staffing services.....	46	3	4.5	0.3	0.9	0.8	1.0	-0.2
Temporary help services.....	46	31	6.6	0.5	1.7	1.6	1.8	-0.4
Temporary help services.....	46	3101	6.6	0.5	1.7	1.6	1.8	-0.4
Temporary help services.....	46	310101	6.6	0.5	1.7	1.6	1.8	-0.4
Co-employment staffing services.....	46	32	2.0	0.1	0.0	0.0	0.0	0.0
Co-employment staffing services.....	46	3201	2.0	0.1	0.0	0.0	0.0	0.0
Co-employment staffing services.....	46	320101	2.0	0.1	0.0	0.0	0.0	0.0
Travel arrangement services (partial).....	47	—	2.0	-1.8	-0.5	-1.0	0.9	-0.1
Arrangement of flights (partial).....	47	1	-4.4	-4.0	0.3	0.2	1.1	-0.6
Arrangement of international flights.....	47	11	2.4	-2.1	0.2	0.3	1.5	-0.8
Arrangement of international flights.....	47	1101	2.4	-2.1	0.2	0.3	1.5	-0.8
Arrangement of international flights.....	47	110101	2.4	-2.1	0.2	0.3	1.5	-0.8
Arrangement of domestic flights.....	47	12	-17.6	-8.1	0.5	-0.2	0.1	-0.2
Arrangement of domestic flights (partial).....	47	1201	-17.6	-8.1	0.5	-0.2	0.1	-0.2
Arrangement of domestic flights.....	47	120101	-17.6	-8.1	0.5	-0.2	0.1	-0.2
Arrangement of vehicle rentals and lodging.....	47	2	18.6	0.3	0.7	1.0	1.9	0.5
Arrangement of vehicle rentals and lodging.....	47	21	18.6	0.3	0.7	1.0	1.9	0.5
Arrangement of vehicle rentals and lodging (partial).....	47	2101	18.6	0.3	0.7	1.0	1.9	0.5
Arrangement of vehicle rentals and lodging.....	47	210101	18.6	0.3	0.7	1.0	1.9	0.5
Arrangement of cruises and tours.....	47	3	6.8	-3.3	-3.4	-6.1	1.6	0.3
Arrangement of cruises and tours.....	47	31	6.8	-3.3	-3.4	-6.1	1.6	0.3
Arrangement of cruises and tours.....	47	3101	6.8	-3.3	-3.4	-6.1	1.6	0.3
Arrangement of cruises and tours.....	47	310101	6.8	-3.3	-3.4	-6.1	1.6	0.3
Other travel arrangements (partial).....	47	4	—	0.0	0.0	0.0	0.0	—
Other travel arrangements (partial).....	47	41	—	0.0	0.0	0.0	0.0	—
Other travel arrangements (partial).....	47	4101	—	0.0	0.0	0.0	0.0	—
Other travel arrangements (partial).....	47	410101	—	0.0	0.0	0.0	0.0	—
Selected security services (partial).....	48	—	6.2	0.6	0.0	0.5	1.1	0.1
Security guard services.....	48	1	6.2	0.6	0.0	0.5	1.1	0.1
Security guard services.....	48	11	6.2	0.6	0.0	0.5	1.1	0.1
Security guard services.....	48	1101	6.2	0.6	0.0	0.5	1.1	0.1
Security guard services.....	48	110101	6.2	0.6	0.0	0.5	1.1	0.1
Cleaning and building maintenance services (partial).....	49	—	8.5	0.1	0.3	2.6	1.7	1.4
Janitorial services.....	49	1	8.5	0.1	0.3	2.6	1.7	1.4
Janitorial services.....	49	11	8.5	0.1	0.3	2.6	1.7	1.4
Janitorial services.....	49	1101	8.5	0.1	0.3	2.6	1.7	1.4
Janitorial services.....	49	110101	8.5	0.1	0.3	2.6	1.7	1.4
Waste collection and remediation services (partial).....	50	—	4.5	1.0	0.1	0.2	0.7	1.5
Waste collection.....	50	1	4.5	1.0	0.1	0.2	0.7	1.5
Solid waste collection.....	50	11	4.5	1.0	0.1	0.2	0.7	1.5

See footnotes at end of table.

Table 7. Producer price index percentage changes for commodity and service groupings and individual items, not seasonally adjusted — Continued
 [February 2022]

Title	Commodity code		Unadjusted 12-month percent change ¹	Unadjusted 1-month percent change ¹				
	Group code	Item code		Feb. 2021 to Feb. 2022 ^P	Sept. to Oct.	Oct. to Nov. ^P	Nov. to Dec. ^P	Dec. to Jan. ^P
Solid waste collection.....	50	1101	4.5	1.0	0.1	0.2	0.7	1.5
Solid waste collection.....	50	110101	4.5	1.0	0.1	0.2	0.7	1.5
Health care services.....	51	—	2.8	0.3	0.1	0.1	1.0	0.1
Outpatient care (partial).....	51	1	2.7	0.2	0.1	0.1	0.9	0.2
Outpatient care (partial).....	51	11	2.7	0.2	0.1	0.1	0.9	0.2
Physician care.....	51	1101	1.2	0.1	0.3	0.1	-0.2	0.2
Medicare patients: physician care.....	51	110102	-0.8	0.0	0.0	0.0	-0.8	0.0
Medicaid patients: physician care.....	51	110103	-0.3	0.0	0.0	0.0	-0.1	0.0
Private insurance patients: physician care.....	51	110104	2.0	0.1	0.5	0.3	0.0	0.2
All other patients: physician care.....	51	110105	3.3	0.1	0.3	0.0	0.0	0.4
Medical laboratory and diagnostic imaging center care.....	51	1102	-0.2	0.0	0.0	0.0	0.0	0.0
Medical laboratory care.....	51	110201	0.2	0.0	0.0	0.0	0.3	0.0
Medicare patients: medical laboratory care.....	51	1102011	0.0	0.0	0.0	0.0	0.0	0.0
Medicaid patients: medical laboratory care.....	51	1102012	-0.8	0.0	-0.1	0.0	-0.1	0.0
Private insurance patients: medical laboratory care.....	51	1102013	0.3	0.0	-0.1	-0.1	0.2	0.0
All other patients: medical laboratory care.....	51	1102014	0.5	0.0	0.0	0.0	0.8	-0.3
Diagnostic imaging center care.....	51	110202	-0.9	0.0	0.0	0.0	-0.4	0.0
Medicare and Medicaid patients: diagnostic imaging center care.....	51	1102021	-0.8	0.0	0.0	0.0	-1.8	0.0
Private insurance and all other patients: diagnostic imaging center care.....	51	1102024	-0.9	0.0	0.0	0.0	0.0	0.0
Home health and hospice care.....	51	1103	2.5	0.6	0.1	0.0	1.2	0.0
Home health and hospice care.....	51	110301	2.5	0.6	0.1	0.0	1.2	0.0
Medicare and Medicaid patients: home health and hospice care.....	51	11030101	2.7	0.7	0.1	0.0	1.5	0.0
Medicare patients: home health and hospice care.....	51	110301011	2.7	0.7	0.0	0.0	2.0	0.0
Medicaid patients: home health and hospice care.....	51	110301012	2.7	0.7	0.2	0.0	0.9	0.1
Private insurance and all other patients: home health and hospice care.....	51	11030102	2.0	0.0	0.0	0.0	0.3	0.0
Private insurance patients: home health and hospice care.....	51	110301021	0.0	0.0	0.0	0.0	0.0	0.0
All other patients: home health and hospice care.....	51	110301022	3.0	0.0	0.0	0.0	0.5	0.0
Hospital outpatient care.....	51	1104	4.0	0.3	0.0	0.0	1.7	0.1
Hospital outpatient care.....	51	110401	4.0	0.3	0.0	0.0	1.7	0.1
Hospital outpatient care, general medical & surgical hospitals.....	51	1104011	3.9	0.3	0.0	0.0	1.6	0.1
Medicare patients: hospital outpatient care, general medical and surgical hospitals.....	51	11040111	2.3	0.2	0.0	0.0	2.0	0.0
Medicaid patients: hospital outpatient care, general medical and surgical hospitals.....	51	11040112	0.3	0.0	0.0	0.0	0.3	0.0
Private insurance and all other patients: outpatient care, gen. medical and surgical hospitals.....	51	11040113	4.5	0.4	0.0	0.0	1.5	0.2
Dental care.....	51	1105	3.9	0.0	0.0	0.0	2.1	0.9
Private insurance patients: dental care.....	51	110502	2.6	0.0	0.0	0.0	0.6	1.3
Private insurance patients: dental visits and consultations.....	51	1105021	5.0	0.0	0.0	0.0	0.6	2.9
Private insurance patients: dental surgical intervention services.....	51	1105022	1.9	0.0	0.0	0.0	1.6	0.0
Private insurance patients: dental non-surgical intervention services.....	51	1105023	1.1	0.0	0.0	0.0	0.2	0.6
Medicare, Medicaid and all other patients: dental care.....	51	110503	5.6	0.0	0.0	0.0	4.1	0.3
Medicare, Medicaid and all other patients: dental visits and consultations.....	51	1105031	9.7	0.0	0.0	0.0	7.5	0.4
Medicare, Medicaid and all other patients: dental surgical intervention services.....	51	1105032	2.2	0.0	0.0	0.0	2.2	0.0
Medicare and Medicaid and all other patients: dental non-surgical intervention services.....	51	1105033	3.7	0.0	0.0	0.0	2.4	0.3
Inpatient care.....	51	2	2.9	0.4	0.1	0.1	1.1	-0.1
Inpatient care.....	51	21	2.9	0.4	0.1	0.1	1.1	-0.1
Hospital inpatient care.....	51	2101	3.2	0.4	0.0	0.1	1.3	-0.2
Hospital inpatient care.....	51	210101	3.2	0.4	0.0	0.1	1.3	-0.2
Hospital inpatient care, general medical and surgical hospitals.....	51	2101011	3.2	0.4	0.0	0.1	1.2	-0.2
Medicare patients: hospital inpatient care, general medical and surgical hospitals.....	51	21010111	1.4	1.4	0.0	0.0	0.0	0.0
Medicaid patients: hospital inpatient care, general medical and surgical hospitals.....	51	21010112	0.3	0.0	0.0	0.0	0.0	0.0
Private insur. & all other patients: hospital inpatient, general medical and surgical hospitals.....	51	21010113	5.0	-0.1	0.0	0.2	2.3	-0.3
Private insurance patients: hospital inpatient care, general medical and surgical hospitals.....	51	210101131	4.4	-0.1	0.0	0.3	1.5	-0.4
All other patients: hospital inpatient care, general medical and surgical hospitals.....	51	210101132	8.7	0.0	0.0	0.0	7.1	0.0
Hospital inpatient care, psychiatric & substance abuse hospitals.....	51	2101012	6.4	0.3	0.0	0.0	3.2	0.0
Hospital inpatient care, specialty hospitals.....	51	2101013	2.0	-0.5	0.4	0.9	0.1	0.0

See footnotes at end of table.

Table 7. Producer price index percentage changes for commodity and service groupings and individual items, not seasonally adjusted — Continued
 [February 2022]

Title	Commodity code		Unadjusted 12-month percent change ¹	Unadjusted 1-month percent change ¹				
	Group code	Item code		Feb. 2021 to Feb. 2022 ^P	Sept. to Oct.	Oct. to Nov. ^P	Nov. to Dec. ^P	Dec. to Jan. ^P
Medicare patients: hospital inpatient care, specialty hospitals.	51	21010131	3.2	-0.4	0.4	1.9	0.2	0.0
Medicaid patients: hospital inpatient care, specialty hospitals.	51	21010132	0.4	1.9	2.6	-0.4	-0.3	0.0
Private insurance and all other patients: hospital inpatient care, specialty hospitals.	51	21010133	1.5	-1.2	0.0	0.6	0.2	0.0
Nursing home care.	51	2102	1.3	0.5	0.3	0.0	0.3	0.0
Nursing home care.	51	210201	1.3	0.5	0.3	0.0	0.3	0.0
Medicare and Medicaid patients: Nursing home care.	51	21020101	2.0	0.9	0.4	-0.1	0.0	0.1
Medicaid patients: Nursing home care.	51	210201011	2.8	0.8	0.6	-0.2	0.0	0.1
Medicare patients: Nursing home care.	51	210201012	1.0	1.1	0.0	0.0	0.0	0.0
Private insurance and all other patients: Nursing home care.	51	21020102	0.3	0.1	0.2	0.1	0.7	-0.1
Private insurance patients: Nursing home care.	51	210201021	-0.2	0.0	0.0	0.0	0.0	0.0
All other patients: Nursing home care.	51	210201022	0.4	0.1	0.2	0.1	0.8	-0.1
Intellectual and developmental disability center care.	51	2103	4.8	1.2	0.0	0.0	0.7	0.0
Intellectual and developmental disability center care.	51	210301	4.8	1.2	0.0	0.0	0.7	0.0
Medicaid patients: Intellectual and developmental disability center care.	51	21030101	5.4	1.5	-0.1	0.0	0.4	0.0
Medicare, private ins. & all other patients: Intellectual & develop. disability center care.	51	21030102	2.7	0.0	0.0	0.0	2.1	0.0
Sales of blood and blood products, organs, and tissues.	51	3	1.7	0.3	0.2	0.2	0.2	0.3
Sales of blood and blood products, organs, and tissues.	51	31	1.7	0.3	0.2	0.2	0.2	0.3
Sales of blood and blood products, organs, and tissues.	51	3101	1.7	0.3	0.2	0.2	0.2	0.3
Sales of blood and blood products, organs, and tissues.	51	310101	1.7	0.3	0.2	0.2	0.2	0.3
Accommodation services.	53	—	20.6	0.1	0.2	3.1	1.4	1.7
Traveler accommodation services.	53	1	20.6	0.1	0.2	3.1	1.4	1.7
Traveler accommodation services.	53	11	20.6	0.1	0.2	3.1	1.4	1.7
Guestroom or unit rental.	53	1101	22.2	0.2	0.3	3.3	1.3	1.8
Guestroom or unit rental.	53	110101	22.2	0.2	0.3	3.3	1.3	1.8
Other traveler accommodation services.	53	1102	5.5	-0.3	-0.6	0.1	2.2	0.3
Other traveler accommodation services.	53	110201	5.5	-0.3	-0.6	0.1	2.2	0.3
Food and beverage for immediate consumption services (partial).	54	—	8.3	-0.1	0.5	0.6	0.2	0.3
Food and beverage for immediate consumption services (partial).	54	1	8.3	-0.1	0.5	0.6	0.2	0.3
Food and nonalcoholic beverages for immediate consumption (partial).	54	11	8.7	-0.1	0.4	0.8	0.2	0.1
Food and nonalcoholic beverages for immediate consumption (partial).	54	1101	8.7	-0.1	0.4	0.8	0.2	0.1
Food and nonalcoholic beverages for immediate consumption (partial).	54	110101	8.7	-0.1	0.4	0.8	0.2	0.1
Alcoholic beverages for immediate consumption (partial).	54	12	6.8	0.3	1.1	-0.3	0.2	1.4
Alcoholic beverages for immediate consumption (partial).	54	1201	6.8	0.3	1.1	-0.3	0.2	1.4
Alcoholic beverages for immediate consumption (partial).	54	120101	6.8	0.3	1.1	-0.3	0.2	1.4
Repair and maintenance services (partial).	55	—	3.8	0.3	0.3	0.3	0.2	0.7
Commercial and industrial machinery and equipment repair and maintenance.	55	1	8.2	0.8	0.2	0.0	1.6	3.2
Commercial and industrial machinery and equipment repair and maintenance.	55	11	8.2	0.8	0.2	0.0	1.6	3.2
Commercial machinery repair and maintenance.	55	1101	8.2	0.8	0.2	0.0	1.6	3.2
Commercial machinery repair and maintenance.	55	110101	8.2	0.8	0.2	0.0	1.6	3.2
Motor vehicle repair and maintenance (partial).	55	2	2.1	0.2	0.3	0.5	-0.6	0.0
Motor vehicle repair and maintenance (partial).	55	21	2.1	0.2	0.3	0.5	-0.6	0.0
Motor vehicle repair and maintenance (partial).	55	2101	2.1	0.2	0.3	0.5	-0.6	0.0
Motor vehicle repair and maintenance (partial).	55	210101	2.1	0.2	0.3	0.5	-0.6	0.0
Ship repair and maintenance.	55	3	5.1	0.0	0.0	1.0	0.0	1.2
Ship repair and maintenance.	55	31	5.1	0.0	0.0	1.0	0.0	1.2
Ship repair, military.	55	3101	2.1	0.0	0.0	0.4	0.0	0.6
Ship repair, military.	55	310101	2.1	0.0	0.0	0.4	0.0	0.6
Ship repair, nonmilitary.	55	3102	13.4	0.0	0.0	2.7	0.0	2.9
Ship repair, nonmilitary.	55	310201	13.4	0.0	0.0	2.7	0.0	2.9
Aircraft repair and maintenance.	55	4	3.6	0.0	0.2	0.0	0.8	0.0
Aircraft repair and maintenance.	55	41	3.6	0.0	0.2	0.0	0.8	0.0
Aircraft repair and maintenance.	55	4101	3.6	0.0	0.2	0.0	0.8	0.0
Aircraft repair and maintenance.	55	410101	3.6	0.0	0.2	0.0	0.8	0.0
Entertainment services (partial).	56	—	3.8	1.3	1.5	-1.1	1.0	-0.1
Membership dues and admissions and recreation facility use fees (partial).	56	1	4.1	1.4	0.9	1.1	0.3	0.7

See footnotes at end of table.

Table 7. Producer price index percentage changes for commodity and service groupings and individual items, not seasonally adjusted — Continued
 [February 2022]

Title	Commodity code		Unadjusted 12-month percent change ¹	Unadjusted 1-month percent change ¹				
	Group code	Item code		Feb. 2021 to Feb. 2022 ^P	Sept. to Oct.	Oct. to Nov. ^P	Nov. to Dec. ^P	Dec. to Jan. ^P
Membership dues and admissions and recreation facility use fees (partial)...	56	11	4.1	1.4	0.9	1.1	0.3	0.7
Membership dues.....	56	1101	5.2	-0.1	0.0	0.0	1.4	0.2
Membership dues, golf courses and country clubs.....	56	110101	6.8	-0.2	0.0	0.0	6.4	-0.5
Membership dues, fitness and recreational sports centers.....	56	110102	3.9	0.0	0.0	0.0	-2.3	0.9
Admissions and recreational facilities use fees (partial).....	56	1102	2.3	4.1	2.4	3.1	-1.7	1.5
Admissions and recreational facilities use fees, golf courses and country clubs.....	56	110201	3.0	-1.0	7.0	5.8	0.1	1.3
Admissions and recreational facilities use fees, fitness and recreational sports centers.....	56	110202	5.5	1.5	0.0	0.0	0.0	0.0
Admissions and recreational facilities use fees, amusement and theme parks.....	56	110203	1.6	7.0	0.4	1.9	-2.8	1.8
Recreational activity instruction fees (partial).....	56	2	-1.7	0.0	0.0	0.0	0.0	0.0
Recreational activity instruction fees (partial).....	56	21	-1.7	0.0	0.0	0.0	0.0	0.0
Recreational activity instruction fees (partial).....	56	2101	-1.7	0.0	0.0	0.0	0.0	0.0
Recreational activity instruction fees (partial).....	56	210101	-1.7	0.0	0.0	0.0	0.0	0.0
Gaming receipts (partial).....	56	3	3.5	1.3	2.3	-3.8	2.1	-1.2
Gaming receipts (partial).....	56	31	3.5	1.3	2.3	-3.8	2.1	-1.2
Gaming receipts (partial).....	56	3101	3.5	1.3	2.3	-3.8	2.1	-1.2
Gaming receipts (partial).....	56	310101	3.5	1.3	2.3	-3.8	2.1	-1.2
Wholesale trade services.....	57	—	12.8	1.0	0.9	0.3	1.1	0.3
Machinery and equipment and parts and supplies wholesaling.....	57	1	16.9	2.1	3.7	0.3	3.3	0.7
Machinery and equipment and parts and supplies wholesaling.....	57	11	16.9	2.1	3.7	0.3	3.3	0.7
Parts and supplies for machinery and equipment wholesaling.....	57	1102	17.3	1.7	5.2	-0.2	2.6	0.9
Parts and supplies for machinery and equipment wholesaling.....	57	110201	17.3	1.7	5.2	-0.2	2.6	0.9
Machinery and vehicle wholesaling.....	57	1103	22.7	3.1	2.8	2.1	5.3	1.3
Machinery and vehicle wholesaling.....	57	110301	22.7	3.1	2.8	2.1	5.3	1.3
Professional and commercial equipment wholesaling.....	57	1104	1.3	0.9	1.0	-2.5	0.2	-1.7
Professional and commercial equipment wholesaling.....	57	110401	1.3	0.9	1.0	-2.5	0.2	-1.7
Furnishings wholesaling.....	57	2	28.9	3.3	-3.0	9.5	1.5	-1.9
Furnishings wholesaling.....	57	21	28.9	3.3	-3.0	9.5	1.5	-1.9
Furnishings wholesaling.....	57	2101	28.9	3.3	-3.0	9.5	1.5	-1.9
Furnishings wholesaling.....	57	210101	28.9	3.3	-3.0	9.5	1.5	-1.9
Building materials, paint, and hardware wholesaling.....	57	3	26.4	5.2	-2.5	-0.3	1.4	-0.8
Building materials, paint, and hardware wholesaling.....	57	31	26.4	5.2	-2.5	-0.3	1.4	-0.8
Building materials, paint, and hardware wholesaling.....	57	3101	26.4	5.2	-2.5	-0.3	1.4	-0.8
Building materials, paint, and hardware wholesaling.....	57	310101	26.4	5.2	-2.5	-0.3	1.4	-0.8
Metals, minerals, and ores wholesaling.....	57	4	17.6	-4.5	-7.5	2.0	-4.7	-0.3
Metals, minerals, and ores wholesaling.....	57	41	17.6	-4.5	-7.5	2.0	-4.7	-0.3
Metals, minerals, and ores wholesaling.....	57	4101	17.6	-4.5	-7.5	2.0	-4.7	-0.3
Metals, minerals, and ores wholesaling.....	57	410101	17.6	-4.5	-7.5	2.0	-4.7	-0.3
Chemicals and allied products wholesaling.....	57	5	-0.5	0.5	-1.7	1.1	-5.1	-1.2
Chemicals and allied products wholesaling.....	57	51	-0.5	0.5	-1.7	1.1	-5.1	-1.2
Chemicals and allied products wholesaling.....	57	5101	-0.5	0.5	-1.7	1.1	-5.1	-1.2
Chemicals and allied products wholesaling.....	57	510101	-0.5	0.5	-1.7	1.1	-5.1	-1.2
Paper and plastics products wholesaling.....	57	6	23.0	2.1	3.8	-2.2	2.9	2.2
Paper and plastics products wholesaling.....	57	61	23.0	2.1	3.8	-2.2	2.9	2.2
Paper and plastics products wholesaling.....	57	6101	23.0	2.1	3.8	-2.2	2.9	2.2
Paper and plastics products wholesaling.....	57	610101	23.0	2.1	3.8	-2.2	2.9	2.2
Apparel wholesaling.....	57	7	-7.6	-2.0	1.6	-1.9	-3.2	1.0
Apparel wholesaling.....	57	71	-7.6	-2.0	1.6	-1.9	-3.2	1.0
Apparel wholesaling.....	57	7101	-7.6	-2.0	1.6	-1.9	-3.2	1.0
Apparel wholesaling.....	57	710101	-7.6	-2.0	1.6	-1.9	-3.2	1.0
Food and alcohol wholesaling.....	57	8	7.9	3.0	-2.1	1.5	0.4	1.0
Food and alcohol wholesaling.....	57	81	7.9	3.0	-2.1	1.5	0.4	1.0
Food wholesaling.....	57	8101	7.6	3.9	-3.0	1.6	0.4	1.1
Food wholesaling.....	57	810101	7.6	3.9	-3.0	1.6	0.4	1.1
Alcohol wholesaling.....	57	8102	8.9	-0.4	1.8	1.2	0.6	0.7
Alcohol wholesaling.....	57	810201	8.9	-0.4	1.8	1.2	0.6	0.7

See footnotes at end of table.

Table 7. Producer price index percentage changes for commodity and service groupings and individual items, not seasonally adjusted — Continued
[February 2022]

Title	Commodity code		Unadjusted 12-month percent change ¹	Unadjusted 1-month percent change ¹				
	Group code	Item code		Feb. 2021 to Feb. 2022 ^P	Sept. to Oct.	Oct. to Nov. ^P	Nov. to Dec. ^P	Dec. to Jan. ^P
Other commodities wholesaling.....	57	9	11.5	-1.9	1.7	-1.9	3.1	-0.6
Other commodities wholesaling.....	57	91	11.5	-1.9	1.7	-1.9	3.1	-0.6
Other commodities wholesaling.....	57	9101	11.5	-1.9	1.7	-1.9	3.1	-0.6
Other commodities wholesaling.....	57	910101	11.5	-1.9	1.7	-1.9	3.1	-0.6
Retail trade services.....	58	—	16.8	0.7	0.6	1.2	1.7	1.3
Food and alcohol retailing.....	58	1	11.2	0.9	0.8	0.3	3.1	1.6
Food and alcohol retailing.....	58	11	11.2	0.9	0.8	0.3	3.1	1.6
Food retailing.....	58	1102	11.4	0.8	0.8	0.4	3.1	1.8
Food retailing.....	58	110201	11.4	0.8	0.8	0.4	3.1	1.8
Alcohol retailing.....	58	1103	9.9	1.6	0.3	0.1	3.3	0.0
Alcohol retailing.....	58	110301	9.9	1.6	0.3	0.1	3.3	0.0
Health and beauty care retailing, including optical goods.....	58	2	9.3	-0.2	0.4	3.0	2.7	0.3
Health and beauty care retailing, including optical goods.....	58	21	9.3	-0.2	0.4	3.0	2.7	0.3
Health and beauty care retailing, including optical goods.....	58	2101	9.3	-0.2	0.4	3.0	2.7	0.3
Health and beauty care retailing, including optical goods.....	58	210101	9.3	-0.2	0.4	3.0	2.7	0.3
Apparel, jewelry, footwear, and accessories retailing.....	58	3	10.5	3.2	0.3	-2.0	-5.4	2.4
Apparel, jewelry, footwear, and accessories retailing.....	58	31	10.5	3.2	0.3	-2.0	-5.4	2.4
Apparel, footwear, and accessories retailing.....	58	3101	10.4	4.0	1.0	-2.6	-8.1	3.3
Apparel, footwear, and accessories retailing.....	58	310101	10.4	4.0	1.0	-2.6	-8.1	3.3
Jewelry retailing.....	58	3102	10.6	-0.8	-3.8	1.3	9.6	-1.9
Jewelry retailing.....	58	310201	10.6	-0.8	-3.8	1.3	9.6	-1.9
Computer hardware, software, and supplies retailing.....	58	4	4.2	3.5	-8.3	4.9	5.8	1.0
Computer hardware, software, and supplies retailing.....	58	41	4.2	3.5	-8.3	4.9	5.8	1.0
Computer hardware, software, and supplies retailing.....	58	4101	4.2	3.5	-8.3	4.9	5.8	1.0
Computer hardware, software, and supplies retailing.....	58	410101	4.2	3.5	-8.3	4.9	5.8	1.0
TV, video, and photographic equipment and supplies retailing.....	58	5	8.7	-17.4	-12.1	1.4	8.3	2.0
TV, video, and photographic equipment and supplies retailing.....	58	51	8.7	-17.4	-12.1	1.4	8.3	2.0
TV, video, and photographic equipment and supplies retailing.....	58	5101	8.7	-17.4	-12.1	1.4	8.3	2.0
TV, video, and photographic equipment and supplies retailing.....	58	510101	8.7	-17.4	-12.1	1.4	8.3	2.0
Automobiles and automobile parts retailing.....	58	6	72.2	4.6	3.3	1.2	3.7	-2.3
Automobiles and automobile parts retailing.....	58	61	72.2	4.6	3.3	1.2	3.7	-2.3
Automobile retailing (Partial).....	58	6101	132.7	5.8	4.7	1.3	5.4	-3.4
Automobile retailing (Partial).....	58	610101	132.7	5.8	4.7	1.3	5.4	-3.4
Automotive parts, including tires, retailing.....	58	6102	5.7	2.0	0.1	1.1	-0.3	0.6
Automotive parts, including tires, retailing.....	58	610201	5.7	2.0	0.1	1.1	-0.3	0.6
RVs, trailers, and campers retailing.....	58	8	60.6	14.7	-2.7	5.6	3.7	-0.3
RVs, trailers, and campers retailing.....	58	81	60.6	14.7	-2.7	5.6	3.7	-0.3
RVs, trailers, and campers retailing.....	58	8101	60.6	14.7	-2.7	5.6	3.7	-0.3
RVs, trailers, and campers retailing.....	58	810101	60.6	14.7	-2.7	5.6	3.7	-0.3
Sporting goods, including boats, retailing.....	58	9	0.9	-4.0	5.1	-5.2	1.7	-1.5
Sporting goods, including boats, retailing.....	58	91	0.9	-4.0	5.1	-5.2	1.7	-1.5
Sporting goods, including boats, retailing.....	58	9101	0.9	-4.0	5.1	-5.2	1.7	-1.5
Sporting goods, including boats, retailing.....	58	910101	0.9	-4.0	5.1	-5.2	1.7	-1.5
Lawn, garden, and farm equipment and supplies retailing.....	58	A	16.4	3.4	3.4	1.0	1.1	0.7
Lawn, garden, and farm equipment and supplies retailing.....	58	A1	16.4	3.4	3.4	1.0	1.1	0.7
Lawn, garden, and farm equipment and supplies retailing.....	58	A101	16.4	3.4	3.4	1.0	1.1	0.7
Lawn, garden, and farm equipment and supplies retailing.....	58	A10101	16.4	3.4	3.4	1.0	1.1	0.7
Furniture retailing.....	58	B	31.1	9.0	1.5	2.5	2.2	3.0
Furniture retailing.....	58	B1	31.1	9.0	1.5	2.5	2.2	3.0
Furniture retailing.....	58	B101	31.1	9.0	1.5	2.5	2.2	3.0
Furniture retailing.....	58	B10101	31.1	9.0	1.5	2.5	2.2	3.0
Flooring and floor coverings retailing.....	58	C	31.3	7.2	-1.8	2.8	18.0	-0.1
Flooring and floor coverings retailing.....	58	C1	31.3	7.2	-1.8	2.8	18.0	-0.1
Flooring and floor coverings retailing.....	58	C101	31.3	7.2	-1.8	2.8	18.0	-0.1
Flooring and floor coverings retailing.....	58	C10101	31.3	7.2	-1.8	2.8	18.0	-0.1
Hardware and building materials and supplies retailing.....	58	D	15.4	-0.8	-4.9	2.3	8.5	7.0

See footnotes at end of table.

Table 7. Producer price index percentage changes for commodity and service groupings and individual items, not seasonally adjusted — Continued
[February 2022]

Title	Commodity code		Unadjusted 12-month percent change ¹	Unadjusted 1-month percent change ¹				
	Group code	Item code		Feb. 2021 to Feb. 2022 ^P	Sept. to Oct.	Oct. to Nov. ^P	Nov. to Dec. ^P	Dec. to Jan. ^P
Hardware and building materials and supplies retailing.....	58	D1	15.4	-0.8	-4.9	2.3	8.5	7.0
Hardware and building materials and supplies retailing.....	58	D101	15.4	-0.8	-4.9	2.3	8.5	7.0
Hardware and building materials and supplies retailing.....	58	D10101	15.4	-0.8	-4.9	2.3	8.5	7.0
Major household appliance retailing.....	58	E	7.7	-3.3	2.2	2.0	7.6	0.0
Major household appliance retailing.....	58	E1	7.7	-3.3	2.2	2.0	7.6	0.0
Major household appliance retailing.....	58	E101	7.7	-3.3	2.2	2.0	7.6	0.0
Major household appliance retailing.....	58	E10101	7.7	-3.3	2.2	2.0	7.6	0.0
Fuels and lubricants retailing.....	58	F	12.4	-6.2	6.9	12.5	-10.2	-2.7
Fuels and lubricants retailing.....	58	F1	12.4	-6.2	6.9	12.5	-10.2	-2.7
Automotive fuels and lubricants retailing.....	58	F101	13.6	-7.3	8.1	12.2	-10.9	-2.5
Automotive fuels and lubricants retailing.....	58	F10101	13.6	-7.3	8.1	12.2	-10.9	-2.5
Household fuels retailing.....	58	F102	2.7	4.9	-3.1	15.6	-3.6	-4.4
Household fuels retailing.....	58	F10201	2.7	4.9	-3.1	15.6	-3.6	-4.4
Cleaning supplies and paper products retailing.....	58	G	26.1	-5.2	5.8	-1.5	2.7	-0.2
Cleaning supplies and paper products retailing.....	58	G1	26.1	-5.2	5.8	-1.5	2.7	-0.2
Cleaning supplies and paper products retailing.....	58	G101	26.1	-5.2	5.8	-1.5	2.7	-0.2
Cleaning supplies and paper products retailing.....	58	G10101	26.1	-5.2	5.8	-1.5	2.7	-0.2
Book retailing.....	58	H	5.7	0.1	0.2	-6.9	9.7	1.2
Book retailing.....	58	H1	5.7	0.1	0.2	-6.9	9.7	1.2
Book retailing.....	58	H101	5.7	0.1	0.2	-6.9	9.7	1.2
Book retailing.....	58	H10101	5.7	0.1	0.2	-6.9	9.7	1.2
Other merchandise retailing (partial).....	58	I	9.5	0.3	-1.6	-3.1	5.4	3.2
Other merchandise retailing (partial).....	58	I1	9.5	0.3	-1.6	-3.1	5.4	3.2
Other merchandise retailing (partial).....	58	I101	9.5	0.3	-1.6	-3.1	5.4	3.2
Other merchandise retailing (partial).....	58	I10101	9.5	0.3	-1.6	-3.1	5.4	3.2
Metal treatment services.....	59	—	8.8	2.7	0.8	1.0	-0.7	0.7
Metal treatment services.....	59	1	8.8	2.7	0.8	1.0	-0.7	0.7
Metal treatment services.....	59	11	8.8	2.7	0.8	1.0	-0.7	0.7
Metal plating and polishing.....	59	1101	4.0	-0.2	0.1	2.1	0.0	0.0
Metal plating and polishing.....	59	110111	4.0	-0.2	0.1	2.1	0.0	0.0
Metal coating and allied services.....	59	1102	11.8	5.4	1.5	0.6	-1.5	0.3
Metal coating and allied services.....	59	110222	11.8	5.4	1.5	0.6	-1.5	0.3
Metal heat treating.....	59	1103	8.6	0.5	0.0	0.7	0.0	2.5
Metal heat treating.....	59	110349	8.5	0.5	0.0	0.7	0.0	2.5
Mining services.....	60	—	9.6	0.9	0.1	2.0	2.3	0.0
Mining services.....	60	1	9.6	0.9	0.1	2.0	2.3	0.0
Mining services.....	60	11	9.6	0.9	0.1	2.0	2.3	0.0
Metal mining services.....	60	1101	5.5	-0.1	0.0	0.0	0.0	0.0
Metal mining services.....	60	110101	5.5	-0.1	0.0	0.0	0.0	0.0
Support activities for coal mining.....	60	1102	2.8	0.5	0.0	0.5	0.7	0.0
Support activities for coal mining.....	60	110201	2.8	0.5	0.0	0.5	0.7	0.0
Drilling oil and gas wells services.....	60	1103	15.4	0.3	1.2	2.9	4.9	0.5
Drilling oil and gas wells services.....	60	110301	15.4	0.3	1.2	2.9	4.9	0.5
Support activities for oil and gas operations.....	60	1104	8.0	1.2	-0.3	1.8	1.6	-0.2
Support activities for oil and gas operations.....	60	110401	8.0	1.2	-0.3	1.8	1.6	-0.2
Nonmetallic minerals mining services.....	60	1105	0.0	0.0	0.0	0.0	0.0	0.0
Nonmetallic minerals mining services.....	60	110501	0.0	0.0	0.0	0.0	0.0	0.0
Contract work on textile products, apparel, and leather.....	61	—	7.1	0.2	0.9	0.2	1.4	2.7
Contract work on textile products and apparel.....	61	1	7.2	0.2	0.9	0.2	1.5	2.7
Contract work on textile products and apparel.....	61	11	7.2	0.2	0.9	0.2	1.5	2.7
Contract work on textile products.....	61	1102	15.5	0.6	0.2	0.4	3.4	6.8
Commission finishing of broadwoven fabrics.....	61	110201	15.0	0.0	0.1	0.3	4.0	6.9
Commission finishing of cotton broadwoven fabrics.....	61	1102011	12.1	0.1	0.0	0.1	7.3	0.0
Other commission finishing of broadwoven fabrics (excl. cotton & wool).....	61	1102012	17.5	0.0	0.1	0.5	1.0	13.3
Commission knit or knit & finishing of weft & warp knit fabric.....	61	110204	18.5	4.3	1.1	1.1	0.0	6.1
Contract work on apparel.....	61	1103	1.5	0.0	1.4	0.0	0.0	0.0
Contract work on women's, girls' and infants' apparel.....	61	11031	0.1	0.0	0.0	0.0	0.0	0.0

See footnotes at end of table.

Table 7. Producer price index percentage changes for commodity and service groupings and individual items, not seasonally adjusted — Continued
[February 2022]

Title	Commodity code		Unadjusted 12-month percent change ¹	Unadjusted 1-month percent change ¹				
	Group code	Item code		Feb. 2021 to Feb. 2022 ^p	Sept. to Oct.	Oct. to Nov. ^p	Nov. to Dec. ^p	Dec. to Jan. ^p
Contract work on women's, girls', and infants' nontailored coats, jackets, & other outerwear.....	61	110313	0.0	0.0	0.0	0.0	0.0	0.0
Contract work on women's/girls'/infants' skirts, tailored suits/coats, underwear/nightwear, etc.....	61	110314	-	-	-	0.0	0.0	-
Contract work on men's and boys' (including unisex) apparel.....	61	11032	3.7	0.0	3.5	0.0	0.0	0.0
Contract work on men's and boys' pants, work apparel, and other outerwear.....	61	110321	5.0	0.0	5.0	0.0	0.0	0.0
Contract work on men's and boys' shirts, tailored suits/coats/jackets, & underwear/nightwear.....	61	110323	0.0	0.0	0.0	0.0	0.0	0.0
Contract & commission receipts for tanning or finishing leather owned by others.....	61	2	0.3	0.0	0.0	0.0	0.0	0.0
Contract & commission receipts for tanning or finishing leather owned by others.....	61	21	0.3	0.0	0.0	0.0	0.0	0.0
Contract and commission receipts for tanning or finishing leather owned by others.....	61	2101	0.3	0.0	0.0	0.0	0.0	0.0
Contract and commission receipts for tanning or finishing leather owned by others.....	61	210101	0.3	0.0	0.0	0.0	0.0	0.0
Construction (partial).....	80	-	15.5	4.7	0.4	0.2	3.1	0.7
New nonresidential building construction.....	80	1	17.0	6.4	0.3	0.3	3.8	0.6
New nonresidential building construction.....	80	11	17.0	6.4	0.3	0.3	3.8	0.6
New warehouse building construction.....	80	1101	28.5	13.0	-0.3	0.1	6.3	0.3
New warehouse building construction.....	80	110101	28.5	13.0	-0.3	0.1	6.3	0.3
New school building construction.....	80	1102	12.3	5.3	0.1	0.0	2.9	0.2
New school building construction.....	80	110201	12.3	5.3	0.1	0.0	2.9	0.2
New office building construction.....	80	1103	17.8	5.7	0.3	0.7	4.2	0.8
New office building construction.....	80	110301	17.8	5.7	0.3	0.7	4.2	0.8
New industrial building construction.....	80	1104	19.1	7.7	0.5	0.4	3.9	1.3
New industrial building construction.....	80	110401	19.1	7.7	0.5	0.4	3.9	1.3
New health care building construction.....	80	1105	14.8	4.9	0.9	0.1	2.9	0.3
New health care building construction.....	80	110501	14.8	4.9	0.9	0.1	2.9	0.3
Maintenance and repair of nonresidential buildings (partial).....	80	2	11.5	0.2	0.5	0.0	1.1	0.8
Maintenance and repair of nonresidential buildings (partial).....	80	21	11.5	0.2	0.5	0.0	1.1	0.8
Maintenance and repair of nonresidential buildings (partial).....	80	2101	11.5	0.2	0.5	0.0	1.1	0.8
Maintenance and repair of nonresidential buildings (partial).....	80	210101	11.5	0.2	0.5	0.0	1.1	0.8

¹ All indexes are subject to revision for 4 months after their originally scheduled publication to incorporate late reports and corrections by survey respondents.

² Due to incomplete coverage of the services sector, some services indexes in this table reflect only a portion of their wherever-provided output. These indexes are flagged using the term "partial" at the end of their titles. For more information regarding wherever-provided services indexes, go to <https://www.bls.gov/ppi/wepnotice.htm>. This webpage includes methodology documentation, a table identifying missing coverage areas for those indexes with incomplete coverage, and a concordance table between wherever-provided services indexes and Census product codes.

p Preliminary

"-" Data not available.

Table 8. Producer price indexes and percentage changes for selected commodity and service groupings and individual items, seasonally adjusted
 [February 2022, Index base 1982=100, unless otherwise indicated]

Title	Commodity code		Other index base	Seasonally adjusted index ¹					Seasonally adjusted 1-month percent change ¹		
	Group code	Item code		Oct. 2021	Nov. 2021 ^P	Dec. 2021 ^P	Jan. 2022 ^P	Feb. 2022 ^P	Nov. to Dec. ^P	Dec. to Jan. ^P	Jan. to Feb. ^P
Goods											
Fruits & melons, fresh/dry vegs. & nuts.....	01	1		-	-	-	-	-	-	-	-
Fresh fruits and melons.....	01	11		-	-	-	-	-	-	-	-
Citrus fruits.....	01	1101		293.987	290.581	288.902	316.597	335.196	-0.6	9.6	5.9
Other fruits and berries.....	01	1102		124.534	151.014	134.136	137.954	145.000	-11.2	2.8	5.1
Melons.....			12/91	-	-	-	-	-	-	-	-
Fresh and dry vegetables.....	01	13		-	-	-	-	-	-	-	-
Dry vegetables.....	01	1301		315.381	306.688	296.784	284.677	285.001	-3.2	-4.1	0.1
Fresh vegetables, except potatoes.....	01	1302		-	-	-	-	-	-	-	-
Sweet potatoes.....	01	1303		152.605	156.100	156.641	154.849	153.435	0.3	-1.1	-0.9
Potatoes.....	01	1306	12/11	135.263	137.359	139.707	140.786	138.748	1.7	0.8	-1.4
Tree nuts.....				-	-	-	-	-	-	-	-
Tree nuts.....				-	-	-	-	-	-	-	-
Grains.....	01	2		229.833	240.213	247.996	248.891	253.206	3.2	0.4	1.7
Wheat.....	01	21		-	-	-	-	-	-	-	-
Wheat.....	01	2101		-	-	-	-	-	-	-	-
Other grains.....	01	22		232.516	241.857	249.922	253.705	258.533	3.3	1.5	1.9
Barley.....	01	2201		309.675	331.603	350.606	346.468	339.598	5.7	-1.2	-2.0
Corn.....	01	2202		226.516	235.222	242.750	246.579	251.138	3.2	1.6	1.8
Oats.....	01	2203		-	-	-	-	-	-	-	-
Rye.....	01	2204		-	-	-	-	-	-	-	-
Sorghum.....	01	2205	12/91	-	-	-	-	-	-	-	-
Rough rice.....			12/91	-	-	-	-	-	-	-	-
Rough rice.....			12/91	-	-	-	-	-	-	-	-
Livestock.....	01	3		173.575	174.279	180.155	176.706	195.436	3.4	-1.9	10.6
Slaughter cattle.....	01	31		190.747	193.732	199.333	196.563	203.059	2.9	-1.4	3.3
Slaughter steers and heifers.....	01	3101		197.946	199.830	205.025	201.921	205.408	2.6	-1.5	1.7
Slaughter cows and bulls.....	01	3102		151.695	151.710	158.864	157.354	176.140	4.7	-1.0	11.9
Slaughter vealers.....	01	3103		82.269	82.778	83.337	83.238	85.152	0.7	-0.1	2.3
Slaughter hogs.....	01	32		112.690	108.693	108.619	101.034	132.082	-0.1	-7.0	30.7
Slaughter barrows and gilts.....	01	3201		111.552	107.222	107.261	100.542	131.174	0.0	-6.3	30.5
Slaughter sows.....	01	3202		-	-	-	-	-	-	-	-
Slaughter lambs.....	01	33		465.434	490.826	498.809	501.782	445.405	1.6	0.6	-11.2
Slaughter lambs.....	01	3301		465.434	490.826	498.809	501.782	445.405	1.6	0.6	-11.2
Feeder and replacement cattle.....			09/21	-	-	-	-	-	-	-	-
Feeder and replacement cattle.....			09/21	-	-	-	-	-	-	-	-
Slaughter poultry.....	01	4		309.163	298.569	329.246	335.454	337.137	10.3	1.9	0.5
Slaughter chickens.....	01	41		321.958	311.634	348.343	354.071	356.174	11.8	1.6	0.6
Broilers and other meat type chickens.....	01	4102		326.438	315.970	353.191	358.998	361.130	11.8	1.6	0.6
Slaughter turkeys.....	01	42		270.975	257.712	268.317	277.404	277.623	4.1	3.4	0.1
Slaughter turkeys.....	01	4201		270.975	257.712	268.317	277.404	277.623	4.1	3.4	0.1
Slaughter ducks.....	01	43	12/91	-	-	-	-	-	-	-	-
Slaughter ducks.....	01	4301	12/91	-	-	-	-	-	-	-	-
Raw cotton.....	01	5		-	-	-	-	-	-	-	-
Raw cotton.....	01	51		-	-	-	-	-	-	-	-
Raw cotton.....	01	5101		-	-	-	-	-	-	-	-
Raw milk.....	01	6		143.134	146.664	157.572	185.178	168.978	7.4	17.5	-8.7
Raw milk.....	01	61		143.712	147.258	158.209	185.927	169.662	7.4	17.5	-8.7
Raw milk.....	01	6101		143.712	147.258	158.209	185.927	169.662	7.4	17.5	-8.7
Chicken eggs.....	01	7		-	-	-	-	-	-	-	-
Chicken eggs.....	01	71		-	-	-	-	-	-	-	-
Eggs for fresh use.....	01	7107	12/91	-	-	-	-	-	-	-	-
Breaker stock and checks and undergrades.....	01	7108	12/91	-	-	-	-	-	-	-	-
Hay, hayseeds, and oilseeds.....	01	8		267.823	264.831	265.746	288.701	315.042	0.3	8.6	9.1
Hay and hayseeds.....	01	81		-	-	-	-	-	-	-	-
Hay and hayseeds.....	01	8101		-	-	-	-	-	-	-	-
Oilseeds.....	01	83		238.855	235.035	236.186	256.702	280.357	0.5	8.7	9.2
Oilseeds.....	01	8301		238.855	235.035	236.186	256.702	280.357	0.5	8.7	9.2
Cereal and bakery products.....	02	1		277.656	280.327	282.251	286.023	292.964	0.7	1.3	2.4
Bakery products.....	02	11		-	-	-	-	-	-	-	-
Bread (white, wheat, rye, etc.), including frozen.....			06/06	-	-	-	-	-	-	-	-
Rolls (bread-type), muffins, bagels, and croissants.....	02	1105		-	-	-	-	-	-	-	-
Other sweet goods, excluding frozen.....				-	-	-	-	-	-	-	-
Soft cakes, excluding frozen.....	02	1108		-	-	-	-	-	-	-	-

See footnotes at end of table.

Table 8. Producer price indexes and percentage changes for selected commodity and service groupings and individual items, seasonally adjusted — Continued
 [February 2022, Index base 1982=100, unless otherwise indicated]

Title	Commodity code		Other index base	Seasonally adjusted index ¹					Seasonally adjusted 1-month percent change ¹		
	Group code	Item code		Oct. 2021	Nov. 2021 ^P	Dec. 2021 ^P	Jan. 2022 ^P	Feb. 2022 ^P	Nov. to Dec. ^P	Dec. to Jan. ^P	Jan. to Feb. ^P
Pies (fruit, cream, and custard), excluding frozen.....				-	-	-	-	-	-	-	-
Cookies, crackers, and related products.....	02	1121		-	-	-	-	-	-	-	-
Retail bakery products.....	02	1130	06/14	130.668	134.599	136.307	138.344	138.900	1.3	1.5	0.4
Flour and flour base mixes and doughs.....	02	12		-	-	-	-	-	-	-	-
Wheat flour.....	02	1203		-	-	-	-	-	-	-	-
Flour base mixes and doughs.....	02	1204		-	-	-	-	-	-	-	-
Milled rice and byproducts.....	02	13		-	-	-	-	-	-	-	-
Head rice.....	02	1301		-	-	-	-	-	-	-	-
Milled rice (incl second heads, screenings, brewers, bran, sharps, rice flour, and byproducts).....	02	1302	06/84	-	-	-	-	-	-	-	-
Cereal and pasta products.....	02	14		258.234	258.467	260.715	262.845	271.068	0.9	0.8	3.1
Dry macaroni, spaghetti, and egg noodle products, made from purchased flour.....	02	1402	06/85	-	-	-	-	-	-	-	-
Cereal and mill products, other than flour.....	02	1409	06/85	250.012	249.306	249.162	250.015	257.732	-0.1	0.3	3.1
Meats, poultry, and fish.....	02	2		238.236	237.684	235.524	237.654	238.867	-0.9	0.9	0.5
Meats.....	02	21		233.360	233.527	227.010	232.493	230.340	-2.8	2.4	-0.9
Beef and veal products, fresh or frozen.....	02	2101		287.083	291.252	277.797	295.759	285.055	-4.6	6.5	-3.6
Lamb/mutton, fresh or frozen, not canned or made into sausage, made in slaughtering plants.....	02	2103		-	-	-	-	-	-	-	-
Pork products, fresh, frozen, or processed, except sausage.....	02	2104		169.548	167.302	164.013	159.767	166.032	-2.0	-2.6	3.9
Other meats, fresh, frozen, or canned.....	02	2105		212.855	210.581	209.893	209.653	209.438	-0.3	-0.1	-0.1
Processed poultry.....	02	22		196.345	193.151	198.259	203.577	210.049	2.6	2.7	3.2
Young chickens, including bulk, chilled, frozen, whole, and in parts.....	02	2203		215.931	214.548	217.647	217.808	222.376	1.4	0.1	2.1
Turkeys, including frozen, whole, and in parts.....	02	2206		202.854	207.238	211.819	220.381	232.910	2.2	4.0	5.7
Canned, cooked, smoked or prepared poultry.....	02	2208		-	-	-	-	-	-	-	-
Chicken hens and other poultry/small game.....			12/90	-	-	-	-	-	-	-	-
Unprocessed and prepared seafood.....	02	23		465.919	474.127	480.007	416.880	425.272	1.2	-13.2	2.0
Unprocessed finfish.....	02	2301		-	-	-	-	-	-	-	-
Canned seafood (including soups, stews, and chowders).....				-	-	-	-	-	-	-	-
Unprocessed shellfish.....	02	2305	12/91	285.993	294.113	291.046	298.068	317.928	-1.0	2.4	6.7
Prepared fresh and frozen seafood.....			12/11	-	-	-	-	-	-	-	-
Dairy products.....	02	3		207.382	209.232	213.950	224.829	231.441	2.3	5.1	2.9
Fluid milk products.....	02	31		244.353	248.635	252.092	261.447	275.316	1.4	3.7	5.3
Packaged fluid milk and related products.....	02	3103	12/82	252.204	256.576	258.450	268.927	284.636	0.7	4.1	5.8
Cottage cheese.....	02	3104	12/82	-	-	-	-	-	-	-	-
Other milk products.....	02	3105	12/82	209.139	209.921	210.390	213.178	216.504	0.2	1.3	1.6
Bulk fluid milk and cream.....	02	3106	12/91	176.586	182.738	191.206	202.536	219.818	4.6	5.9	8.5
Butter.....	02	32		-	-	-	-	-	-	-	-
Butter.....	02	3201		-	-	-	-	-	-	-	-
Natural, processed, and imitation cheese.....	02	33		168.067	166.089	172.191	180.532	183.443	3.7	4.8	1.6
Natural cheese, except cottage cheese.....	02	3302		159.126	158.783	165.394	173.080	173.561	4.2	4.6	0.3
Processed cheese and related products.....	02	3303		172.308	163.259	166.176	176.272	189.246	1.8	6.1	7.4
Cheese substitutes and imitations.....			06/88	-	-	-	-	-	-	-	-
Raw liquid whey.....			12/04	-	-	-	-	-	-	-	-
Ice cream and frozen desserts.....	02	34		-	-	-	-	-	-	-	-
Ice cream and frozen desserts.....			06/83	-	-	-	-	-	-	-	-
Dry, condensed, and evaporated milk products.....	02	35		-	-	-	-	-	-	-	-
Dry milk products, including feed grade.....	02	3502	12/83	-	-	-	-	-	-	-	-
Liquid milk products.....			12/83	-	-	-	-	-	-	-	-
Ice cream mixes and related products.....			06/02	-	-	-	-	-	-	-	-
Processed fruits and vegetables.....	02	4		-	-	-	-	-	-	-	-
Canned fruits and juices.....	02	41		-	-	-	-	-	-	-	-
Canned fruits, excluding baby foods.....	02	4101		-	-	-	-	-	-	-	-
Canned and fresh fruit juices, nectars, and concentrates.....	02	4102		-	-	-	-	-	-	-	-
Frozen fruits, juices and ades.....	02	42		-	-	-	-	-	-	-	-
Frozen fruits.....	02	4202		-	-	-	-	-	-	-	-
Canned vegetables and juices.....	02	44		-	-	-	-	-	-	-	-
Canned vegetables and juices.....	02	4401		-	-	-	-	-	-	-	-
Frozen vegetables.....	02	45		-	-	-	-	-	-	-	-
Frozen potato products (French-fried, patties, puffs, etc.).....	02	4502	12/90	209.999	210.858	210.511	211.798	211.054	-0.2	0.6	-0.4
Frozen vegetables, other than potato products.....	02	4505	12/90	-	-	-	-	-	-	-	-
Dried and dehydrated food.....			12/03	-	-	-	-	-	-	-	-
Dried and dehydrated food.....			12/03	-	-	-	-	-	-	-	-
Sugar and confectionery.....	02	5		-	-	-	-	-	-	-	-
Raw cane sugar and sugar cane mill products and byproducts.....				-	-	-	-	-	-	-	-
Raw cane sugar and sugarcane mill products and byproducts.....	02	5201		-	-	-	-	-	-	-	-
Refined sugar products and byproducts.....				-	-	-	-	-	-	-	-
Refined sugar products and byproducts.....			12/02	-	-	-	-	-	-	-	-

See footnotes at end of table.

Table 8. Producer price indexes and percentage changes for selected commodity and service groupings and individual items, seasonally adjusted — Continued
 [February 2022, Index base 1982=100, unless otherwise indicated]

Title	Commodity code		Other index base	Seasonally adjusted index ¹					Seasonally adjusted 1-month percent change ¹		
	Group code	Item code		Oct. 2021	Nov. 2021 ^P	Dec. 2021 ^P	Jan. 2022 ^P	Feb. 2022 ^P	Nov. to Dec. ^P	Dec. to Jan. ^P	Jan. to Feb. ^P
Confectionery materials.....	02	54		-	-	-	-	-	-	-	-
Confectionery materials.....	02	5401		-	-	-	-	-	-	-	-
Confectionery end products.....	02	55		-	-	-	-	-	-	-	-
Candy and nuts.....			06/83	-	-	-	-	-	-	-	-
Beverages and beverage materials.....	02	6		219.200	219.749	220.426	223.280	226.730	0.3	1.3	1.5
Alcoholic beverages.....	02	61		202.867	202.789	202.910	202.752	204.868	-0.1	-0.1	1.0
Malt beverages.....	02	6101		215.492	215.817	215.517	216.236	218.029	-0.1	0.3	0.8
Distilled and bottled liquor, excluding brandy.....	02	6102		186.878	186.329	187.465	185.315	189.752	0.6	-1.1	2.4
Wines, brandy, and brandy spirits.....			12/83	-	-	-	-	-	-	-	-
Soft drinks.....	02	62		-	-	-	-	-	-	-	-
Soft drinks, non-carbonated and bottled water.....				-	-	-	-	-	-	-	-
Soft drinks, bottle/can, carbonated, all types.....			12/11	-	-	-	-	-	-	-	-
Packaged beverage materials.....	02	63		-	-	-	-	-	-	-	-
Coffee (whole bean, ground, & instant).....	02	6301		-	-	-	-	-	-	-	-
Tea in consumer packages, exc. canned ice tea.....	02	6303		-	-	-	-	-	-	-	-
Other beverage materials.....	02	64		273.522	277.162	279.163	282.352	281.908	0.7	1.1	-0.2
Other beverage materials.....	02	6401		273.522	277.162	279.163	282.352	281.908	0.7	1.1	-0.2
Fats and oils.....	02	7		-	-	-	-	-	-	-	-
Shortening, cooking oil, and margarine.....	02	78		-	-	-	-	-	-	-	-
Shortening, cooking oil, and margarine.....	02	7801		-	-	-	-	-	-	-	-
Other oilseed processing.....	02	7A	12/04	-	-	-	-	-	-	-	-
Other oilseed processing.....	02	7A01	12/04	-	-	-	-	-	-	-	-
Corn oil, crude and refined.....			01/16	-	-	-	-	-	-	-	-
Corn oil, made by wet milling.....			01/16	-	-	-	-	-	-	-	-
Miscellaneous processed foods.....	02	8		-	-	-	-	-	-	-	-
Canned jams, jellies, and preserves.....	02	81		-	-	-	-	-	-	-	-
Canned jams, jellies, and preserves.....				-	-	-	-	-	-	-	-
Pickles and other pickled products, including horseradish.....	02	82		-	-	-	-	-	-	-	-
Pickles and other pickled products.....	02	8201		-	-	-	-	-	-	-	-
Processed eggs, liquid, dried, or frozen.....	02	83		-	-	-	-	-	-	-	-
Processed eggs (dried, frozen, or liquid).....	02	8301		-	-	-	-	-	-	-	-
Specialty canning.....	02	84		-	-	-	-	-	-	-	-
Specialty canning.....	02	8401		-	-	-	-	-	-	-	-
Frozen specialty food.....	02	85		-	-	-	-	-	-	-	-
Frozen specialty food.....	02	8501		-	-	-	-	-	-	-	-
Prepared sauces, except tomato.....				-	-	-	-	-	-	-	-
Prepared sauces, excluding tomato-based sauces and sauces comprised of 20 percent or more meat.....				-	-	-	-	-	-	-	-
Other miscellaneous processed foods.....				-	-	-	-	-	-	-	-
Other miscellaneous processed foods.....				-	-	-	-	-	-	-	-
Prepared animal feeds.....	02	9		-	-	-	-	-	-	-	-
Soybean cake, meal, and other byproducts.....	02	92		-	-	-	-	-	-	-	-
Soybean cake, meal, and byproducts.....	02	9201		-	-	-	-	-	-	-	-
Formula feeds.....	02	93		260.111	260.499	262.072	266.743	272.210	0.6	1.8	2.0
Formula feeds.....	02	9301		260.111	260.499	262.072	266.743	272.210	0.6	1.8	2.0
Miscellaneous feedstuffs.....	02	94		302.579	300.568	296.757	301.690	309.494	-1.3	1.7	2.6
Pet food.....	02	9402		-	-	-	-	-	-	-	-
Miscellaneous feedstuffs other than pet food.....	02	9403		307.103	300.048	288.403	295.619	307.853	-3.9	2.5	4.1
Synthetic fibers.....	03	1		-	-	-	-	-	-	-	-
Unprocessed filament yarns.....	03	15		-	-	-	-	-	-	-	-
Noncellulosic fibers.....				-	-	-	-	-	-	-	-
Processed yarns and threads.....	03	2		-	-	-	-	-	-	-	-
Yarns.....	03	26		-	-	-	-	-	-	-	-
Spun cotton yarns.....	03	2601		147.449	158.709	159.704	160.259	158.065	0.6	0.3	-1.4
Spun synthetic yarns.....				-	-	-	-	-	-	-	-
Textured and twisted yarns.....	03	2604	12/88	-	-	-	-	-	-	-	-
Other spun noncellulosic and natural fiber (excluding cotton and wool) yarns.....	03	2607	06/08	-	-	-	-	-	-	-	-
Thread.....	03	27		-	-	-	-	-	-	-	-
Thread.....			12/00	-	-	-	-	-	-	-	-
Greige fabrics.....	03	3		-	-	-	-	-	-	-	-
Greige broadwoven fabrics.....	03	37		-	-	-	-	-	-	-	-
Greige manmade, silk, and other natural fiber (exc cotton/wool) broadwoven fabrics.....	03	3703		-	-	-	-	-	-	-	-
Greige knit fabrics.....	03	38		-	-	-	-	-	-	-	-
Weft (circular) knit fabrics, greige goods (excluding hosiery).....	03	3803		-	-	-	-	-	-	-	-
Warp knit fabrics, greige goods (excluding hosiery).....	03	3804		-	-	-	-	-	-	-	-

See footnotes at end of table.

Table 8. Producer price indexes and percentage changes for selected commodity and service groupings and individual items, seasonally adjusted — Continued
 [February 2022, Index base 1982=100, unless otherwise indicated]

Title	Commodity code		Other index base	Seasonally adjusted index ¹					Seasonally adjusted 1-month percent change ¹		
	Group code	Item code		Oct. 2021	Nov. 2021 ^P	Dec. 2021 ^P	Jan. 2022 ^P	Feb. 2022 ^P	Nov. to Dec. ^P	Dec. to Jan. ^P	Jan. to Feb. ^P
Tire cord and tire fabric.	03	39	06/84	-	-	-	-	-	-	-	-
Tire cord and tire fabrics.	03	3901	06/84	-	-	-	-	-	-	-	-
Finished fabrics.	03	4		-	-	-	-	-	-	-	-
Finished broadwoven fabrics.	03	42		-	-	-	-	-	-	-	-
Finished cotton broadwoven fabrics.	03	4201		-	-	-	-	-	-	-	-
Finished manmade, silk, and other natural fiber (exc. cotton and wool) broadwoven fabrics.	03	4203		-	-	-	-	-	-	-	-
Woven and braided narrow fabrics.	03	44		-	-	-	-	-	-	-	-
Woven and braided narrow fabrics.	03	4402	06/84	-	-	-	-	-	-	-	-
Nonwoven fabrics and felts.	03	45		-	-	-	-	-	-	-	-
Nonwoven fabrics and felts.	03	4503		-	-	-	-	-	-	-	-
Coated fabrics, not rubberized.	03	46	06/85	-	-	-	-	-	-	-	-
Coated fabrics, not rubberized.	03	4601	06/85	-	-	-	-	-	-	-	-
Screen printed textile materials, embroideries, and lace goods.			06/85	-	-	-	-	-	-	-	-
Screen printed textile and apparel materials and embroideries.			06/85	-	-	-	-	-	-	-	-
Knit fabrics, finished in knitting mills.			12/03	-	-	-	-	-	-	-	-
Weft (circular) knit fabrics, knit and finished in the same establishment (excluding hosiery).			12/03	-	-	-	-	-	-	-	-
Warp knit goods, knit and finished in the same establishment.			12/03	-	-	-	-	-	-	-	-
Apparel & other fabricated textile prods.	03	8		-	-	-	-	-	-	-	-
Apparel.	03	81		-	-	-	-	-	-	-	-
Miscellaneous apparel and accessories.			12/83	-	-	-	-	-	-	-	-
Women's, girls', and infants' cut and sew apparel.			12/03	-	-	-	-	-	-	-	-
Men's and boys' cut and sew apparel.			12/03	-	-	-	-	-	-	-	-
Apparel made in knitting mills.			12/03	-	-	-	-	-	-	-	-
Textile house furnishings.	03	82		-	-	-	-	-	-	-	-
Textile house furnishings.	03	8203	06/83	-	-	-	-	-	-	-	-
Industrial and other fabricated products.				-	-	-	-	-	-	-	-
Industrial and other fabricated products.	03	8303		-	-	-	-	-	-	-	-
Miscellaneous textile products/services.	03	9	06/85	-	-	-	-	-	-	-	-
Miscellaneous textile products/services.			09/18	-	-	-	-	-	-	-	-
Miscellaneous textile products/services.			09/18	-	-	-	-	-	-	-	-
Hides and skins, incl. cattle.	04	1		155.221	137.025	127.230	120.996	126.213	-7.1	-4.9	4.3
Hides and skins, incl. cattle.	04	19	06/01	71.064	62.733	58.248	55.395	57.783	-7.1	-4.9	4.3
Hides, skins, and pelts, made in slaughtering plants.	04	1901	06/01	71.064	62.733	58.248	55.395	57.783	-7.1	-4.9	4.3
Leather.	04	2		219.364	204.149	203.446	196.026	194.877	-0.3	-3.6	-0.6
Finished and unfinished leather.	04	27	12/97	120.256	111.915	111.529	107.462	106.832	-0.3	-3.6	-0.6
Finished and unfinished leather.	04	2701	12/97	120.256	111.915	111.529	107.462	106.832	-0.3	-3.6	-0.6
Footwear.	04	3		218.534	223.392	224.906	225.184	224.917	0.7	0.1	-0.1
Men's nonathletic footwear.	04	31		245.092	252.016	253.321	253.456	253.394	0.5	0.1	0.0
Men's footwear (size 6 and larger), excluding athletic.	04	3105	12/93	170.918	175.738	176.655	176.930	176.709	0.5	0.2	-0.1
Women's nonathletic footwear.	04	32		-	-	-	-	-	-	-	-
Women's footwear (size 4 and larger), excluding athletic.	04	3205	12/93	-	-	-	-	-	-	-	-
Other leather and related products.	04	4		-	-	-	-	-	-	-	-
Luggage and small leather goods.	04	41		-	-	-	-	-	-	-	-
Luggage and small leather goods.	04	4101		-	-	-	-	-	-	-	-
Leather and leather-like goods, n.e.c.	04	45	06/85	-	-	-	-	-	-	-	-
Leather and leather-like goods, n.e.c.	04	4501	06/85	-	-	-	-	-	-	-	-
Coal.	05	1		189.239	190.877	191.816	220.985	227.528	0.5	15.2	3.0
Anthracite.	05	11		200.778	206.211	211.977	211.351	211.351	2.8	-0.3	0.0
Prepared anthracite shipped.	05	1101		237.112	244.593	251.417	250.374	250.129	2.8	-0.4	-0.1
Bituminous coal and lignite.	05	12		189.018	190.629	191.535	220.884	227.466	0.5	15.3	3.0
Unprepared bituminous coal and lignite.	05	1208		-	-	-	-	-	-	-	-
Prepared bituminous coal and lignite.	05	1209	12/01	209.249	211.929	209.375	249.852	258.414	-1.2	19.3	3.4
Gas fuels.				-	-	-	-	-	-	-	-
Natural gas.				-	-	-	-	-	-	-	-
Natural gas.				-	-	-	-	-	-	-	-
Liquefied petroleum gas.	05	32		-	-	-	-	-	-	-	-
Liquefied petroleum gas.				-	-	-	-	-	-	-	-
Electric power.	05	4		227.047	229.792	229.085	235.991	241.436	-0.3	3.0	2.3
Residential electric power.	05	41	12/90	191.517	192.515	193.831	197.376	200.039	0.7	1.8	1.3
Residential electric power.	05	4121	12/90	191.517	192.515	193.831	197.376	200.039	0.7	1.8	1.3
Commercial electric power.	05	42		213.866	217.947	215.528	225.573	232.250	-1.1	4.7	3.0
Commercial electric power.	05	4221	12/90	187.147	190.783	188.634	197.438	203.282	-1.1	4.7	3.0
Industrial electric power.	05	43		258.647	261.800	259.307	267.661	274.351	-1.0	3.2	2.5

See footnotes at end of table.

Table 8. Producer price indexes and percentage changes for selected commodity and service groupings and individual items, seasonally adjusted — Continued
 [February 2022, Index base 1982=100, unless otherwise indicated]

Title	Commodity code		Other index base	Seasonally adjusted index ¹					Seasonally adjusted 1-month percent change ¹		
	Group code	Item code		Oct. 2021	Nov. 2021 ^P	Dec. 2021 ^P	Jan. 2022 ^P	Feb. 2022 ^P	Nov. to Dec. ^P	Dec. to Jan. ^P	Jan. to Feb. ^P
Industrial electric power.....	05	4321	12/90	217.512	220.133	218.025	225.063	230.688	-1.0	3.2	2.5
Transportation electric power.....	05	46	12/10	120.470	120.878	121.534	126.038	131.596	0.5	3.7	4.4
Transportation electric power.....	05	4621	12/10	120.470	120.878	121.534	126.038	131.596	0.5	3.7	4.4
Utility natural gas.....	05	5	12/90	268.683	299.089	287.826	283.006	281.208	-3.8	-1.7	-0.6
Residential natural gas.....	05	51	12/90	258.726	260.185	260.819	262.572	267.032	0.2	0.7	1.7
Residential natural gas.....	05	5121	12/90	258.726	260.185	260.819	262.572	267.032	0.2	0.7	1.7
Commercial natural gas.....	05	52	12/90	259.793	261.277	258.013	259.069	260.800	-1.2	0.4	0.7
Commercial natural gas.....	05	5221	12/90	259.793	261.277	258.013	259.069	260.800	-1.2	0.4	0.7
Industrial natural gas.....	05	53	12/90	218.970	223.784	218.000	211.346	230.619	-2.6	-3.1	9.1
Industrial natural gas.....	05	5321	12/90	218.970	223.784	218.000	211.346	230.619	-2.6	-3.1	9.1
Natural gas to electric power.....	05	54	12/90	248.223	316.571	291.480	278.950	267.147	-7.9	-4.3	-4.2
Natural gas to electric power.....	05	5421	12/90	248.223	316.571	291.480	278.950	267.147	-7.9	-4.3	-4.2
Crude petroleum (domestic production).....	05	6		-	-	-	-	-	-	-	-
Crude petroleum (domestic production).....	05	61		-	-	-	-	-	-	-	-
Crude petroleum (domestic production).....	05	6101		-	-	-	-	-	-	-	-
Petroleum products, refined.....	05	7		277.508	278.616	271.250	286.946	326.183	-2.6	5.8	13.7
Gasoline.....	05	71		253.106	260.541	255.843	264.332	303.391	-1.8	3.3	14.8
Unleaded premium gasoline.....	05	7103		263.949	275.475	272.414	279.028	308.615	-1.1	2.4	10.6
Unleaded regular gasoline.....	05	7104		249.864	256.438	252.165	260.923	301.702	-1.7	3.5	15.6
Unleaded mid-premium gasoline.....	05	7105	12/87	414.715	432.656	421.088	420.353	478.883	-2.7	-0.2	13.9
Kerosene and jet fuels.....	05	72		-	-	-	-	-	-	-	-
Kerosene.....	05	7202		-	-	-	-	-	-	-	-
Jet fuel.....	05	7203		-	-	-	-	-	-	-	-
Light fuel oils.....	05	73		340.877	330.092	320.545	351.597	403.906	-2.9	9.7	14.9
Home heating oil and distillates.....	05	7302		230.616	223.756	225.107	259.122	296.518	0.6	15.1	14.4
No. 2 diesel fuel.....	05	7303		364.659	353.077	342.066	373.956	429.710	-3.1	9.3	14.9
Residual fuels (heavy fuel oils, incl. #5, #6, & other residual fuels).....	05	74		-	-	-	-	-	-	-	-
Residual fuels (heavy fuel oils, incl. #5, #6, & other residual fuels).....	05	7407	06/85	-	-	-	-	-	-	-	-
Finished lubricants.....				-	-	-	-	-	-	-	-
Lubricating and similar oils.....	05	7604	06/85	-	-	-	-	-	-	-	-
Lubricating oil base stocks.....			06/09	-	-	-	-	-	-	-	-
Lubricating oil base stocks.....			06/09	-	-	-	-	-	-	-	-
Asphalt and other petroleum and coal products, n.e.c.....	05	8	12/84	365.184	389.832	410.705	409.761	434.299	5.4	-0.2	6.0
Asphalt and other petroleum and coal products, n.e.c.....	05	81	12/84	365.184	389.832	410.705	409.761	434.299	5.4	-0.2	6.0
Asphalt.....	05	8102	06/85	245.433	272.432	277.884	261.324	276.856	2.0	-6.0	5.9
Other petroleum and coal products, including coke oven products, n.e.c.....			12/84	-	-	-	-	-	-	-	-
Industrial chemicals.....	06	1		334.711	342.261	337.355	335.353	340.513	-1.4	-0.6	1.5
Basic inorganic chemicals.....	06	13		-	-	-	-	-	-	-	-
Inorganic chemicals, other than alkalis and chlorine.....	06	1302		-	-	-	-	-	-	-	-
Alkalis and chlorine, including natural sodium carbonate and sulfate.....	06	1303		-	-	-	-	-	-	-	-
Basic organic chemicals.....	06	14		340.923	349.148	342.524	338.403	343.228	-1.9	-1.2	1.4
Primary basic organic chemicals.....				-	-	-	-	-	-	-	-
Cyclic intermediate chemicals and dyes.....				-	-	-	-	-	-	-	-
Other basic organics.....	06	1403		291.962	305.945	310.909	301.800	296.742	1.6	-2.9	-1.7
Paints and allied products.....	06	2		-	-	-	-	-	-	-	-
Prepared paint.....	06	21		-	-	-	-	-	-	-	-
Architectural coatings.....	06	2101		-	-	-	-	-	-	-	-
OEM finishes excluding marine coatings.....			06/83	-	-	-	-	-	-	-	-
Special purpose coatings, incl. marine, industrial & construction coatings.....	06	2103	06/83	-	-	-	-	-	-	-	-
Paint materials.....	06	22		-	-	-	-	-	-	-	-
Paint colors.....				-	-	-	-	-	-	-	-
Kaolin and ball clay.....	06	2204		-	-	-	-	-	-	-	-
Allied and miscellaneous paint products.....	06	23	06/83	379.409	384.597	387.638	401.985	402.605	0.8	3.7	0.2
Allied and miscellaneous paint products.....	06	2301	06/83	379.409	384.597	387.638	401.985	402.605	0.8	3.7	0.2
Drugs and pharmaceuticals.....	06	3		632.661	633.682	637.818	636.400	638.808	0.7	-0.2	0.4
Medicinal and botanical chemicals, drugs, and other products.....	06	31		-	-	-	-	-	-	-	-
Medicinal and botanical chemicals, drugs, and other products.....	06		06/82	-	-	-	-	-	-	-	-
Biological products, including diagnostics.....	06	37		299.504	300.315	308.564	308.603	308.178	2.7	0.0	-0.1
Biological products, excluding diagnostic, for veterinary, industrial, and all other misc. uses.....	06	3717	12/04	-	-	-	-	-	-	-	-
Diagnostics.....			06/09	-	-	-	-	-	-	-	-
Biological products, excluding diagnostic, for human use.....	06	3719	06/09	149.502	149.729	149.968	149.445	149.620	0.2	-0.3	0.1
Pharmaceutical preparations.....	06	38	06/01	278.362	278.786	279.161	277.981	279.523	0.1	-0.4	0.6
Pharmaceuticals affecting neoplasms, the endocrine system, & metabolic diseases.....	06	3801	06/01	307.151	307.683	308.251	306.872	308.092	0.2	-0.4	0.4
Pharmaceuticals acting on the central nervous system and the sense organs.....	06	3802	06/01	319.534	319.913	320.751	318.759	322.612	0.3	-0.6	1.2

See footnotes at end of table.

Table 8. Producer price indexes and percentage changes for selected commodity and service groupings and individual items, seasonally adjusted — Continued
 [February 2022, Index base 1982=100, unless otherwise indicated]

Title	Commodity code		Other index base	Seasonally adjusted index ¹					Seasonally adjusted 1-month percent change ¹		
	Group code	Item code		Oct. 2021	Nov. 2021 ^P	Dec. 2021 ^P	Jan. 2022 ^P	Feb. 2022 ^P	Nov. to Dec. ^P	Dec. to Jan. ^P	Jan. to Feb. ^P
Pharmaceuticals acting on the cardiovascular system.	06	3803	06/01	424.681	426.099	426.775	418.759	420.414	0.2	-1.9	0.4
Pharmaceuticals acting on the respiratory system.	06	3804	06/01	230.965	231.387	231.446	231.802	232.213	0.0	0.2	0.2
Pharmaceuticals acting on the digestive or the genito-urinary systems.			06/01	-	-	-	-	-	-	-	-
Pharmaceuticals acting on the skin.			06/01	-	-	-	-	-	-	-	-
Vitamin, nutrient, and hematinic preparations.			06/01	-	-	-	-	-	-	-	-
Pharmaceuticals affecting parasitic and infective diseases.	06	3808	06/01	269.639	269.912	270.249	269.431	270.503	0.1	-0.3	0.4
Fats and oils, inedible.	06	4		-	-	-	-	-	-	-	-
Fats and oils, inedible.	06	41		-	-	-	-	-	-	-	-
Fats and oils, inedible.	06	4101		-	-	-	-	-	-	-	-
Agricultural chemicals and chemical products.	06	5		305.763	316.991	332.817	340.174	346.049	5.0	2.2	1.7
Mixed fertilizers.	06	51		-	-	-	-	-	-	-	-
Mixed fertilizers.	06	5105	06/86	-	-	-	-	-	-	-	-
Fertilizer materials.	06	52		376.467	410.320	446.724	450.425	462.314	8.9	0.8	2.6
Nitrogenates.	06	5201		422.203	470.204	534.498	547.872	577.971	13.7	2.5	5.5
Phosphates.	06	5202		344.615	362.857	380.326	-	-	4.8	-	-
Other agricultural chemicals.	06	53		-	-	-	-	-	-	-	-
Other agricultural chemicals.	06	5301		-	-	-	-	-	-	-	-
Plastic resins and materials.	06	6		321.391	321.442	317.284	309.319	307.086	-1.3	-2.5	-0.7
Thermoplastic resins and plastics materials.	06	62		333.187	333.014	327.664	317.357	315.144	-1.6	-3.1	-0.7
Thermoplastic resins and plastics materials.	06	6212	12/03	231.530	231.410	227.692	220.530	218.992	-1.6	-3.1	-0.7
Thermosetting resins and plastics materials.	06	63		-	-	-	-	-	-	-	-
Thermosetting resins and plastics materials.			12/98	-	-	-	-	-	-	-	-
Other chemicals and allied products.	06	7		-	-	-	-	-	-	-	-
Soaps and detergents.				-	-	-	-	-	-	-	-
Soaps and other detergents.			06/83	-	-	-	-	-	-	-	-
Polish and other sanitation goods.			06/83	-	-	-	-	-	-	-	-
Polish and other sanitation goods.			06/83	-	-	-	-	-	-	-	-
Cosmetics and other toilet preparations.	06	75		-	-	-	-	-	-	-	-
Shaving preparations.	06	7502		-	-	-	-	-	-	-	-
Perfumes, toilet waters, and colognes.	06	7503		-	-	-	-	-	-	-	-
Hair preparations (including shampoos).	06	7504		-	-	-	-	-	-	-	-
Toothpastes, denture cleaners, and mouthwashes.				-	-	-	-	-	-	-	-
Creams, lotions, and oils, excluding shaving, hair, and deodorant.			06/99	-	-	-	-	-	-	-	-
Other cosmetics and toilet preparations.			06/99	-	-	-	-	-	-	-	-
Misc. chemical prod. and preparations.	06	79		-	-	-	-	-	-	-	-
Explosives, propellants, and blasting accessories.	06	7902		240.937	241.061	243.590	249.472	249.544	1.0	2.4	0.0
Industrial gases.				-	-	-	-	-	-	-	-
Adhesives and sealants.	06	7904	12/83	-	-	-	-	-	-	-	-
Surface active agents.			12/83	-	-	-	-	-	-	-	-
Gum and wood chemicals, including wood distillation products.			06/84	-	-	-	-	-	-	-	-
Other miscellaneous chemical products.	06	7909		-	-	-	-	-	-	-	-
Rubber and rubber products.	07	1		-	-	-	-	-	-	-	-
Synthetic rubber, inc. styrene-butadiene rubber (SBR) and ethylene propylene.	07	11		-	-	-	-	-	-	-	-
Synthetic rubber.	07	1102		-	-	-	-	-	-	-	-
Tires, tubes, tread, & repair materials.	07	12		-	-	-	-	-	-	-	-
Tires.				-	-	-	-	-	-	-	-
Tread rubber, tire sundries, and repair materials.				-	-	-	-	-	-	-	-
Miscellaneous rubber products.	07	13		-	-	-	-	-	-	-	-
Rubber and plastics footwear, including athletic footwear.	07	1301		-	-	-	-	-	-	-	-
Rubber and plastic belts and belting.	07	1303		-	-	-	-	-	-	-	-
Rubber and plastics hose.	07	1304		-	-	-	-	-	-	-	-
Miscellaneous rubber products, n.e.c.	07	1306	06/83	-	-	-	-	-	-	-	-
Plastic products.	07	2		-	-	-	-	-	-	-	-
Plastic construction products.	07	21		-	-	-	-	-	-	-	-
Plastic construction products.	07	2106		-	-	-	-	-	-	-	-
Unsupported plastic film, sheet and other shapes.	07	22		-	-	-	-	-	-	-	-
Unsupported plastic film, sheet and other shapes.	07	2205	12/82	-	-	-	-	-	-	-	-
Laminated plastic sheets, rods, and tubes.	07	23		-	-	-	-	-	-	-	-
Laminated plastics plates, sheet (excluding packaging), and shapes.	07	2304		-	-	-	-	-	-	-	-
Parts for manufacturing from plastics.				-	-	-	-	-	-	-	-
Parts for transportation equipment.				-	-	-	-	-	-	-	-
Other parts and components for manufacturing.				-	-	-	-	-	-	-	-
Foam components for furniture.	07	2603	12/82	-	-	-	-	-	-	-	-
Other plastic products.			12/82	-	-	-	-	-	-	-	-
Other plastic products.			12/82	-	-	-	-	-	-	-	-

See footnotes at end of table.

Table 8. Producer price indexes and percentage changes for selected commodity and service groupings and individual items, seasonally adjusted — Continued
 [February 2022, Index base 1982=100, unless otherwise indicated]

Title	Commodity code		Other index base	Seasonally adjusted index ¹					Seasonally adjusted 1-month percent change ¹		
	Group code	Item code		Oct. 2021	Nov. 2021 ^P	Dec. 2021 ^P	Jan. 2022 ^P	Feb. 2022 ^P	Nov. to Dec. ^P	Dec. to Jan. ^P	Jan. to Feb. ^P
Plastic packaging products.....			12/06	-	-	-	-	-	-	-	-
Plastic packaging products.....			12/06	-	-	-	-	-	-	-	-
Consumer, institutional, and commercial products, n.e.c.....			12/06	-	-	-	-	-	-	-	-
All other consumer, institutional, and commercial products.....			12/06	-	-	-	-	-	-	-	-
Recyclable plastics.....			12/11	-	-	-	-	-	-	-	-
Recyclable plastics.....			12/11	-	-	-	-	-	-	-	-
Lumber.....	08	1		290.770	303.471	347.781	409.860	417.315	14.6	17.9	1.8
Softwood lumber.....	08	11		295.487	316.018	385.842	484.728	497.385	22.1	25.6	2.6
Softwood cut stock and dimension.....	08	1105		322.069	324.177	353.929	423.122	415.126	9.2	19.5	-1.9
Softwood lumber, not edge worked.....	08	1106	12/03	150.616	163.919	205.995	267.571	274.821	25.7	29.9	2.7
Softwood lumber, made from purchased lumber.....			12/03	-	-	-	-	-	-	-	-
Hardwood lumber.....	08	12		-	-	-	-	-	-	-	-
Hardwood cut stock and dimension.....	08	1203		-	-	-	-	-	-	-	-
Hardwood flooring.....			06/84	-	-	-	-	-	-	-	-
Hardwood lumber, not edge worked.....	08	1205	12/03	-	-	-	-	-	-	-	-
Millwork.....	08	2		327.934	330.815	338.167	354.185	360.960	2.2	4.7	1.9
General millwork.....	08	21		296.560	299.114	301.719	308.940	312.845	0.9	2.4	1.3
General millwork.....	08	2101		296.560	299.114	301.719	308.940	312.845	0.9	2.4	1.3
Prefabricated structural members.....	08	22		-	-	-	-	-	-	-	-
Prefabricated structural members.....	08	2201		-	-	-	-	-	-	-	-
Plywood.....	08	3		-	-	-	-	-	-	-	-
Softwood veneer and plywood.....	08	31		-	-	-	-	-	-	-	-
Softwood veneer and plywood.....				-	-	-	-	-	-	-	-
Hardwood veneer and plywood.....			12/05	-	-	-	-	-	-	-	-
Hardwood veneer and plywood.....			12/05	-	-	-	-	-	-	-	-
Other wood products.....	08	4		216.916	212.260	213.110	218.904	223.811	0.4	2.7	2.2
Wood pallets and pallet containers, wood and metal combination.....	08	41		-	-	-	-	-	-	-	-
Wood pallets and pallet containers.....	08	4101		-	-	-	-	-	-	-	-
Wood boxes.....	08	42		-	-	-	-	-	-	-	-
Wood boxes.....	08	4201		-	-	-	-	-	-	-	-
Miscellaneous wood products.....	08	49		139.365	136.241	136.896	138.822	138.962	0.5	1.4	0.1
Wood ties, siding, shingles, and shakes, and contract sawing of logs owned by others.....			12/03	-	-	-	-	-	-	-	-
Sawn wood fence stock, wood lath, and contract resawing and planing.....			12/03	-	-	-	-	-	-	-	-
All other miscellaneous wood products.....	08	4909	06/84	226.202	220.265	221.535	225.151	225.376	0.6	1.6	0.1
Logs, bolts, timber, pulpwood and wood chips.....	08	5		-	-	-	-	-	-	-	-
Logs, bolts, timber, pulpwood and wood chips.....	08	51		-	-	-	-	-	-	-	-
Logs, bolts, timber, pulpwood and wood chips.....	08	5105	12/11	-	-	-	-	-	-	-	-
Prefabricated wood buildings & components.....	08	6	12/84	340.526	346.605	354.211	358.889	375.357	2.2	1.3	4.6
Prefabricated wood buildings & components.....	08	61	12/84	340.526	346.605	354.211	358.889	375.357	2.2	1.3	4.6
Prefabricated wood buildings and components.....	08	6101	12/84	340.526	346.605	354.211	358.889	375.357	2.2	1.3	4.6
Treated wood and contract wood preserving.....	08	7	06/85	-	-	-	-	-	-	-	-
Treated wood and contract wood preserving.....	08	71	06/85	-	-	-	-	-	-	-	-
Treated wood.....	08	7101	06/85	-	-	-	-	-	-	-	-
Contract wood preservation.....	08	7102	06/85	-	-	-	-	-	-	-	-
Pulp, paper, and prod., ex. bldg. paper.....	09	1		-	-	-	-	-	-	-	-
Wood pulp.....	09	11		-	-	-	-	-	-	-	-
Wood pulp.....	09	1105	06/06	-	-	-	-	-	-	-	-
Recyclable paper.....	09	12		-	-	-	-	-	-	-	-
News and other low grade recyclable paper.....	09	1201		-	-	-	-	-	-	-	-
Corrugated recyclable paper.....	09	1203		-	-	-	-	-	-	-	-
High grade recyclable paper (including pulp substitutes and deinking).....	09	1207	12/86	-	-	-	-	-	-	-	-
Paper.....	09	13		-	-	-	-	-	-	-	-
Writing and printing papers.....	09	1301		-	-	-	-	-	-	-	-
Newsprint.....				-	-	-	-	-	-	-	-
Packaging and industrial converting paper.....	09	1303		-	-	-	-	-	-	-	-
All other coated and processed papers.....			12/82	-	-	-	-	-	-	-	-
Paperboard.....	09	14		-	-	-	-	-	-	-	-
Corrugated paperboard in sheets and rolls, lined and unlined.....	09	1405		-	-	-	-	-	-	-	-
Paperboard, excluding corrugated paperboard.....	09	1411	12/82	-	-	-	-	-	-	-	-
Converted paper and paperboard products.....	09	15		-	-	-	-	-	-	-	-
Sanitary paper products, including stock.....	09	1501		-	-	-	-	-	-	-	-
Paper, plastic, and foil bags.....	09	1502		-	-	-	-	-	-	-	-
Paper boxes and containers.....	09	1503		-	-	-	-	-	-	-	-
Other corrugated and solid fiber products, including containers, pallets, pads, etc.....	09	1504		-	-	-	-	-	-	-	-

See footnotes at end of table.

Table 8. Producer price indexes and percentage changes for selected commodity and service groupings and individual items, seasonally adjusted — Continued
 [February 2022, Index base 1982=100, unless otherwise indicated]

Title	Commodity code		Other index base	Seasonally adjusted index ¹					Seasonally adjusted 1-month percent change ¹		
	Group code	Item code		Oct. 2021	Nov. 2021 ^P	Dec. 2021 ^P	Jan. 2022 ^P	Feb. 2022 ^P	Nov. to Dec. ^P	Dec. to Jan. ^P	Jan. to Feb. ^P
Office supplies and accessories.....	09	1506		-	-	-	-	-	-	-	-
Fiber cans, tubes, and similar fiber products.....	09	1507		-	-	-	-	-	-	-	-
Molded pulp goods, including egg cartons, florists pots, food trays, etc.....			06/85	-	-	-	-	-	-	-	-
Miscellaneous converted paper and paperboard products.....	09	1509	12/84	-	-	-	-	-	-	-	-
Pressure-sensitive products.....			12/82	-	-	-	-	-	-	-	-
Pressure-sensitive products.....			12/82	-	-	-	-	-	-	-	-
Building paper & building board mill prods.....	09	2		-	-	-	-	-	-	-	-
Hardboard, particleboard & fiberboard prods.....	09	22		-	-	-	-	-	-	-	-
Particleboard and fiberboard.....				-	-	-	-	-	-	-	-
Hardboard products.....			06/84	-	-	-	-	-	-	-	-
Publications, printed matter and printing material.....			06/09	-	-	-	-	-	-	-	-
Books printing.....	09	44	12/83	-	-	-	-	-	-	-	-
Books printing.....	09	4401	12/83	-	-	-	-	-	-	-	-
Manifold business forms printing.....			12/83	-	-	-	-	-	-	-	-
Manifold business forms printing.....			12/83	-	-	-	-	-	-	-	-
Commercial printing.....	09	47	06/82	-	-	-	-	-	-	-	-
Magazine and periodical printing.....	09	4701	06/82	-	-	-	-	-	-	-	-
Label and wrapper printing for packaging.....			06/82	-	-	-	-	-	-	-	-
Catalog and directory printing.....	09	4703	06/82	-	-	-	-	-	-	-	-
Advertising printing.....	09	4705	06/82	-	-	-	-	-	-	-	-
Other general job printing.....	09	4706	06/82	-	-	-	-	-	-	-	-
Other commercial printing, incl. screen, engraving, digital, & general job exc. labels/wrappers.....			12/88	-	-	-	-	-	-	-	-
Blankbooks, binders, and bookbinding work.....	09	48	06/85	-	-	-	-	-	-	-	-
Tradebinding and related work.....	09	4802	12/85	-	-	-	-	-	-	-	-
Services for the printing trade.....	09	49	06/85	-	-	-	-	-	-	-	-
Prepress services, including platemaking.....	09	4905	12/03	-	-	-	-	-	-	-	-
Iron and steel.....	10	1		426.946	447.820	440.120	422.480	392.664	-1.7	-4.0	-7.1
Iron ores.....	10	11		189.273	192.373	191.567	192.080	192.865	-0.4	0.3	0.4
Iron ores.....	10	1105	12/97	198.762	201.942	200.930	201.646	203.092	-0.5	0.4	0.7
Iron and steel scrap.....	10	12		-	-	-	-	-	-	-	-
Carbon steel scrap.....	10	1211	12/86	-	-	-	-	-	-	-	-
Stainless and other alloy steel scrap.....	10	1212	12/86	619.947	652.792	640.146	626.699	679.654	-1.9	-2.1	8.4
Cast iron scrap.....			12/86	-	-	-	-	-	-	-	-
Other ferrous scrap.....	10	1215	06/06	-	-	-	-	-	-	-	-
Foundry and forge shop products.....	10	15		-	-	-	-	-	-	-	-
Pressure and soil pipe & fittings, cast iron.....	10	1502		-	-	-	-	-	-	-	-
Other gray and ductile iron castings.....	10	1504		-	-	-	-	-	-	-	-
Steel investment castings.....	10	1506		-	-	-	-	-	-	-	-
Carbon steel castings, except investment.....	10	1507		-	-	-	-	-	-	-	-
High alloy steel castings, excluding investment.....	10	1508		-	-	-	-	-	-	-	-
Other alloy steel castings, except investment.....	10	1509		-	-	-	-	-	-	-	-
Other forge shop products.....	10	1513	06/82	-	-	-	-	-	-	-	-
Steel mill products.....	10	17		-	-	-	-	-	-	-	-
Semifinished steel mill products.....	10	1702	06/82	-	-	-	-	-	-	-	-
Hot rolled steel sheet and strip, including tin mill products.....	10	1703	06/82	-	-	-	-	-	-	-	-
Hot rolled steel bars, plates, and structural shapes.....	10	1704	06/82	295.416	302.865	308.100	318.337	315.366	1.7	3.3	-0.9
Steel wire.....	10	1705	06/82	-	-	-	-	-	-	-	-
Steel pipe and tube.....	10	1706	06/82	-	-	-	-	-	-	-	-
Cold rolled steel sheet and strip.....	10	1707	06/82	-	-	-	-	-	-	-	-
Cold finished steel bars and bar shapes.....	10	1708	06/82	-	-	-	-	-	-	-	-
Electrometallurgical ferroalloy products.....			12/17	-	-	-	-	-	-	-	-
Nonferrous metals.....	10	2		336.659	340.024	331.231	341.699	351.602	-2.6	3.2	2.9
Nonferrous metal ores.....			12/83	-	-	-	-	-	-	-	-
Gold ores.....			06/85	-	-	-	-	-	-	-	-
Other metal ores.....			12/03	-	-	-	-	-	-	-	-
Primary nonferrous metals.....	10	22		-	-	-	-	-	-	-	-
Primary nonferrous metals.....				-	-	-	-	-	-	-	-
Nonferrous scrap.....	10	23		527.600	528.995	501.739	522.670	553.760	-5.2	4.2	5.9
Copper base scrap.....	10	2301		-	-	-	-	-	-	-	-
Aluminum base scrap.....	10	2302		295.352	298.187	294.599	294.122	296.113	-1.2	-0.2	0.7
Other nonferrous scrap (including lead, zinc and precious metals).....	10	2303		-	-	-	-	-	-	-	-
Secondary nonferrous metals.....	10	24		-	-	-	-	-	-	-	-
Secondary aluminum.....	10	2402		276.240	286.547	281.685	288.521	300.881	-1.7	2.4	4.3
Secondary copper, alloyed and unalloyed.....	10	2403		-	-	-	-	-	-	-	-
Secondary precious metals.....				-	-	-	-	-	-	-	-
All other miscellaneous secondary nonferrous metals, including lead.....			06/11	-	-	-	-	-	-	-	-

See footnotes at end of table.

Table 8. Producer price indexes and percentage changes for selected commodity and service groupings and individual items, seasonally adjusted — Continued
 [February 2022, Index base 1982=100, unless otherwise indicated]

Title	Commodity code		Other index base	Seasonally adjusted index ¹					Seasonally adjusted 1-month percent change ¹		
	Group code	Item code		Oct. 2021	Nov. 2021 ^P	Dec. 2021 ^P	Jan. 2022 ^P	Feb. 2022 ^P	Nov. to Dec. ^P	Dec. to Jan. ^P	Jan. to Feb. ^P
Nonferrous mill shapes.....	10	25		-	-	-	-	-	-	-	-
Aluminum mill shapes.....				-	-	-	-	-	-	-	-
Copper and brass mill shapes.....	10	2502		-	-	-	-	-	-	-	-
Nickel and nickel-base alloy mill shapes.....	10	2504		-	-	-	-	-	-	-	-
Titanium and titanium-base alloy mill shapes.....				-	-	-	-	-	-	-	-
Other nonferrous mill shapes.....				-	-	-	-	-	-	-	-
Nonferrous wire and cable.....	10	26		-	-	-	-	-	-	-	-
Nonferrous wire and cable.....			12/82	-	-	-	-	-	-	-	-
Nonferrous forge shop products.....	10	27	12/83	186.031	189.201	189.020	192.365	194.745	-0.1	1.8	1.2
Nonferrous forge shop products.....	10	2701	12/83	186.031	189.201	189.020	192.365	194.745	-0.1	1.8	1.2
Nonferrous foundry shop products.....	10	28		240.618	243.498	245.346	249.074	252.286	0.8	1.5	1.3
Aluminum castings.....	10	2802		206.933	208.977	211.134	214.451	217.012	1.0	1.6	1.2
Castings, nonferrous (except aluminum).....			12/11	-	-	-	-	-	-	-	-
Metal containers.....	10	3		-	-	-	-	-	-	-	-
Metal cans and can components.....	10	31		-	-	-	-	-	-	-	-
Steel cans and tinware end products.....	10	3102		-	-	-	-	-	-	-	-
Aluminum cans and can components.....	10	3103		-	-	-	-	-	-	-	-
Barrels, drums, pails and other metal containers.....	10	32		-	-	-	-	-	-	-	-
Barrels, drums, pails and other metal containers.....	10	3201		-	-	-	-	-	-	-	-
Hardware.....	10	4		-	-	-	-	-	-	-	-
Hardware, n.e.c.....	10	41		-	-	-	-	-	-	-	-
Builders' hardware.....	10	4101		-	-	-	-	-	-	-	-
Transportation equipment hardware.....				-	-	-	-	-	-	-	-
Furniture hardware.....				-	-	-	-	-	-	-	-
Other miscellaneous hardware.....			06/85	-	-	-	-	-	-	-	-
Hand and edge tools.....	10	42		-	-	-	-	-	-	-	-
Hand and edge tools.....	10	4201		-	-	-	-	-	-	-	-
Plumbing fixtures and fittings.....	10	5		299.623	300.990	305.879	310.149	308.768	1.6	1.4	-0.4
Plumbing fixture fittings and trim.....	10	54		353.411	354.745	356.602	366.114	361.387	0.5	2.7	-1.3
Plumbing fixtures, fittings, and trim.....	10	5402		353.270	354.586	356.495	365.593	361.236	0.5	2.6	-1.2
Enameled iron & metal sanitary ware.....	10	56	12/86	-	-	-	-	-	-	-	-
Enameled iron and metal sanitary ware.....	10	5601	12/86	-	-	-	-	-	-	-	-
Heating equipment.....	10	6		-	-	-	-	-	-	-	-
Steam and hot water equipment.....	10	61		-	-	-	-	-	-	-	-
Steam and hot water equipment.....	10	6101		-	-	-	-	-	-	-	-
Furnaces and heaters, including parts.....	10	62		-	-	-	-	-	-	-	-
Furnaces and heaters, including parts.....	10	6201		-	-	-	-	-	-	-	-
Other heating equipment, non-electric, including parts.....	10	63		286.921	290.157	300.409	306.463	308.526	3.5	2.0	0.7
Other heating equipment, non-electric, including parts.....	10	6301		286.921	290.157	300.409	306.463	308.526	3.5	2.0	0.7
Domestic heating stoves.....	10	64		-	-	-	-	-	-	-	-
Domestic heating stoves.....	10	6401		-	-	-	-	-	-	-	-
Domestic water heaters.....	10	66		-	-	-	-	-	-	-	-
Domestic water heaters.....	10	6601		-	-	-	-	-	-	-	-
Fabricated structural metal products.....	10	7		332.058	342.580	349.644	352.491	356.076	2.1	0.8	1.0
Metal doors, sash, and trim.....	10	71		-	-	-	-	-	-	-	-
Metal doors and frames (except storm).....	10	7102	06/83	-	-	-	-	-	-	-	-
Metal windows (except storm sash).....			06/83	-	-	-	-	-	-	-	-
Metal molding and trim and store fronts.....			06/83	-	-	-	-	-	-	-	-
Metal combination screen, storm sash, and storm doors.....			06/83	-	-	-	-	-	-	-	-
Metal window and door screens (except combination screens) and metal weather strip.....			05/16	-	-	-	-	-	-	-	-
Metal tanks.....	10	72		-	-	-	-	-	-	-	-
Metal tanks.....	10	7201		-	-	-	-	-	-	-	-
Sheet metal products.....	10	73		-	-	-	-	-	-	-	-
Sheet metal products.....	10	7301		-	-	-	-	-	-	-	-
Structural, architectural, and pre-engineered metal products.....	10	74		340.372	349.624	357.975	358.791	362.002	2.4	0.2	0.9
Fabricated structural metal.....	10	7405		322.241	330.551	337.770	346.102	350.316	2.2	2.5	1.2
Custom roll form products.....	10	7407		-	-	-	-	-	-	-	-
Ornamental and architectural metal work.....			12/83	-	-	-	-	-	-	-	-
Fabricated metal pipe, tube, and fittings.....			12/11	-	-	-	-	-	-	-	-
Heat exchangers and steam condensers.....				-	-	-	-	-	-	-	-
Heat exchangers and steam condensers.....	10	7501		-	-	-	-	-	-	-	-
Fabricated steel plate.....	10	76		-	-	-	-	-	-	-	-
Fabricated steel plate.....	10	7601		-	-	-	-	-	-	-	-
Stationary and marine power boilers.....	10	77		-	-	-	-	-	-	-	-
Steel power boilers, parts and attachments (excl. nuclear applications).....	10	7701		-	-	-	-	-	-	-	-
Prefabricated metal buildings.....	10	79		-	-	-	-	-	-	-	-

See footnotes at end of table.

Table 8. Producer price indexes and percentage changes for selected commodity and service groupings and individual items, seasonally adjusted — Continued
 [February 2022, Index base 1982=100, unless otherwise indicated]

Title	Commodity code		Other index base	Seasonally adjusted index ¹					Seasonally adjusted 1-month percent change ¹		
	Group code	Item code		Oct. 2021	Nov. 2021 ^P	Dec. 2021 ^P	Jan. 2022 ^P	Feb. 2022 ^P	Nov. to Dec. ^P	Dec. to Jan. ^P	Jan. to Feb. ^P
Prefabricated metal building systems (excl. farm service bldgs, residential bldgs, and parts).....	10	7901		-	-	-	-	-	-	-	-
Farm service buildings and other prefabricated and portable buildings, steel and aluminum.....	10	7902		-	-	-	-	-	-	-	-
Panels, parts, and sections for prefabricated buildings, steel and aluminum.....				-	-	-	-	-	-	-	-
Miscellaneous metal products.....	10	8		-	-	-	-	-	-	-	-
Bolts, nuts, screws, rivets, and washers.....	10	81		-	-	-	-	-	-	-	-
Externally threaded fasteners, except aircraft types.....			06/82	-	-	-	-	-	-	-	-
Internally threaded fasteners, except aircraft types.....			06/82	-	-	-	-	-	-	-	-
Nonthreaded metal fasteners, except aircraft types.....			06/82	-	-	-	-	-	-	-	-
Aircraft fasteners, except plastics (including aerospace).....			06/82	-	-	-	-	-	-	-	-
Formed products, except fasteners, made by cold-, warm-, or hot-heading processes.....			06/82	-	-	-	-	-	-	-	-
Lighting fixtures.....	10	83		-	-	-	-	-	-	-	-
Residential electric lighting fixtures, except portable.....				-	-	-	-	-	-	-	-
Commercial, institutional and industrial electric lighting fixtures.....	10	8303		-	-	-	-	-	-	-	-
Other lighting equipment.....	10	8305		-	-	-	-	-	-	-	-
Ammunition, except for small arms.....			12/85	-	-	-	-	-	-	-	-
Ammunition, except for small arms.....			12/85	-	-	-	-	-	-	-	-
Ordnance and ordnance accessories, n.e.c.....			12/85	-	-	-	-	-	-	-	-
Ordnance and ordnance accessories, n.e.c.....			12/85	-	-	-	-	-	-	-	-
Fabricated ferrous wire products.....	10	88		-	-	-	-	-	-	-	-
Ferrous wire rope, cable, forms and strand.....			06/82	-	-	-	-	-	-	-	-
Ferrous wire cloth, other woven wire products.....	10	8807		-	-	-	-	-	-	-	-
Other fabricated ferrous wire products.....	10	8809		-	-	-	-	-	-	-	-
Steel nails, staples, tacks, spikes and brads.....			06/09	-	-	-	-	-	-	-	-
Other miscellaneous metal products.....	10	89		-	-	-	-	-	-	-	-
Wire springs.....				-	-	-	-	-	-	-	-
Other metal products.....	10	8905		-	-	-	-	-	-	-	-
Metal stampings n.e.c.....			06/84	-	-	-	-	-	-	-	-
Metal foil and leaf.....			12/84	-	-	-	-	-	-	-	-
Heavy gauge springs.....	10	8909		-	-	-	-	-	-	-	-
Heavy gauge springs.....			06/04	-	-	-	-	-	-	-	-
Agricultural machinery and equipment.....	11	1		270.018	274.856	278.916	280.402	286.010	1.5	0.5	2.0
Agricultural machinery and equipment.....	11	14	12/02	169.068	172.053	174.584	175.366	179.053	1.5	0.4	2.1
Commercial turf and grounds care equipment, including parts and attachments.....	11	1401	12/02	-	-	-	-	-	-	-	-
Farm plows, harrows, rollers, pulverizers, etc., and attachments.....			12/02	-	-	-	-	-	-	-	-
Farm dairy equipment, sprayers and dusters, farm blowers, and attachments.....			12/02	-	-	-	-	-	-	-	-
Planting, seeding, and fertilizing machinery and attachments.....	11	1405	12/02	-	-	-	-	-	-	-	-
Harvesting machinery (except hay and straw) and attachments.....	11	1406	12/82	-	-	-	-	-	-	-	-
Haying machinery and attachments.....	11	1407	12/82	272.580	272.036	284.801	283.611	283.328	4.7	-0.4	-0.1
All other farm machinery and equipment, excluding parts, including attachments.....			12/02	-	-	-	-	-	-	-	-
Parts for farm machinery, for sale separately.....			12/02	-	-	-	-	-	-	-	-
Construction machinery and equipment.....	11	2		-	-	-	-	-	-	-	-
Tractors and attachments, ex. parts.....			12/99	-	-	-	-	-	-	-	-
Construction machinery for mounting (excluding parts, winches, snow clearing attachments).....			12/99	-	-	-	-	-	-	-	-
Tractor shovel loaders (skid steer, wheel, crawler, and integral design backhoes).....	11	2A04		-	-	-	-	-	-	-	-
Construction wheel and crawler tractors, dozers, self-propelled log skidders, etc.....			12/03	-	-	-	-	-	-	-	-
Power cranes, draglines, & shovels (excavators) (incl. surface mining equipment) (excl. parts).....	11	2B	12/99	-	-	-	-	-	-	-	-
Power cranes, draglines, & shovels (excavators) (incl. surface mining equip.) (excluding parts).....	11	2B05	12/99	-	-	-	-	-	-	-	-
Mixers, pavers, and related equipment (excluding parts).....	11	2C		-	-	-	-	-	-	-	-
Mixers, pavers, and related equipment (excluding parts).....	11	2C01		-	-	-	-	-	-	-	-
Off-highway, equipment, ex. parts.....			12/99	-	-	-	-	-	-	-	-
Off-highway trucks, haulers, truck-type tractor chassis, trailers, etc. (excluding parts).....	11	2D02	12/03	-	-	-	-	-	-	-	-
Graders, rollers & compactors, rough-terrain forklifts, scrapers, trenchers, etc. (excl. parts).....			12/03	-	-	-	-	-	-	-	-
Misc. construction machinery and equipment.....	11	2J	12/05	-	-	-	-	-	-	-	-
Winches, aerial work platforms, and automotive wrecker hoists, including parts and attachments.....			12/05	-	-	-	-	-	-	-	-
Other construction machinery and equipment (excluding parts).....	11	2J03	12/03	-	-	-	-	-	-	-	-
Parts for construction machinery and equipment, sold separately.....			12/99	-	-	-	-	-	-	-	-
Parts for construction machinery and equipment, sold separately.....			12/99	-	-	-	-	-	-	-	-

See footnotes at end of table.

Table 8. Producer price indexes and percentage changes for selected commodity and service groupings and individual items, seasonally adjusted — Continued
 [February 2022, Index base 1982=100, unless otherwise indicated]

Title	Commodity code		Other index base	Seasonally adjusted index ¹					Seasonally adjusted 1-month percent change ¹		
	Group code	Item code		Oct. 2021	Nov. 2021 ^P	Dec. 2021 ^P	Jan. 2022 ^P	Feb. 2022 ^P	Nov. to Dec. ^P	Dec. to Jan. ^P	Jan. to Feb. ^P
Metalworking machinery and equipment.....	11	3		211.443	212.581	214.810	216.601	216.982	1.0	0.8	0.2
Power-driven handtools, including parts and attachments.....	11	32		201.438	201.155	202.220	204.396	203.992	0.5	1.1	-0.2
Power-driven handtools, including parts and attachments.....	11	3211	12/04	137.177	136.977	137.730	139.228	138.952	0.5	1.1	-0.2
Welding machines and equipment.....	11	33		351.646	352.650	361.710	363.765	367.140	2.6	0.6	0.9
Arc welding machines, components, and accessories, excluding electrodes and stud welding equip.....	11	3301		359.444	361.753	379.554	381.532	381.148	4.9	0.5	-0.1
Resistance welders, components, accessories, and electrodes.....				-	-	-	-	-	-	-	-
Gas welding and cutting equipment, parts, attachments, and accessories.....	11	3304		-	-	-	-	-	-	-	-
Other welding equipment, components, and accessories (excluding arc, resistance, and gas).....			12/00	-	-	-	-	-	-	-	-
Industrial process furnaces and ovens.....	11	34		-	-	-	-	-	-	-	-
Industrial process furnaces and ovens, except parts and attachments.....	11	3407	12/04	-	-	-	-	-	-	-	-
Parts and attachments for industrial process furnaces and ovens.....			06/11	-	-	-	-	-	-	-	-
Cutting tools and accessories.....	11	35		204.151	205.430	206.700	209.047	211.302	0.6	1.1	1.1
Small cutting tools.....	11	3501		-	-	-	-	-	-	-	-
Precision measuring tools.....	11	3502		-	-	-	-	-	-	-	-
Other machine tool attachments and accessories.....	11	3505	06/83	224.750	231.956	233.420	238.364	242.540	0.6	2.1	1.8
Abrasive products.....	11	36		-	-	-	-	-	-	-	-
Nonmetallic sized grains, powders, and flour abrasives (incl. graded only)...				-	-	-	-	-	-	-	-
Nonmetallic abrasive products (including diamond abrasives).....	11	3603		-	-	-	-	-	-	-	-
Nonmetallic coated abrasive products and buffing wheels, polishing wheels, and laps.....	11	3605		-	-	-	-	-	-	-	-
Metal cutting machine tools.....	11	37		-	-	-	-	-	-	-	-
Other metal-cutting machine tools.....			12/09	-	-	-	-	-	-	-	-
Metal machining centers.....			12/09	-	-	-	-	-	-	-	-
Rebuilt metal-cutting machine tools and parts for metal-cutting machine tools.....			12/02	-	-	-	-	-	-	-	-
Metal forming machine tools.....	11	38		249.639	250.494	251.406	250.521	250.521	0.4	-0.4	0.0
Metal-forming machine tools (except rebuilt and parts).....	11	3826	12/09	124.865	124.842	125.135	124.472	124.472	0.2	-0.5	0.0
Rebuilt metal-forming machine tools and parts for metal-forming machine tools.....			12/02	-	-	-	-	-	-	-	-
Tools, dies, jigs, fixtures & ind. molds.....				-	-	-	-	-	-	-	-
Special tools, dies, jigs, and fixtures.....				-	-	-	-	-	-	-	-
Industrial molds and mold boxes.....				-	-	-	-	-	-	-	-
Metalworking machinery n. e. c.....			06/83	-	-	-	-	-	-	-	-
Other metalworking machinery.....	11	3A02	06/83	-	-	-	-	-	-	-	-
Rolling mill machinery.....			12/87	-	-	-	-	-	-	-	-
Rolling mill machinery.....			12/87	-	-	-	-	-	-	-	-
General purpose machinery and equipment.....	11	4		274.027	276.784	280.456	285.864	289.336	1.3	1.9	1.2
Pumps, compressors, and equipment.....	11	41		288.237	289.469	292.173	296.418	304.177	0.9	1.5	2.6
Industrial pumps, except hydraulic fluid power pumps.....	11	4102		296.976	297.772	298.656	304.737	307.181	0.3	2.0	0.8
Parts and attachments for air and gas compressors and vacuum pumps.....	11	4107	06/84	-	-	-	-	-	-	-	-
Measuring and dispensing pumps and parts and attachments.....	11	4109	06/84	-	-	-	-	-	-	-	-
Domestic water systems.....	11	4113	12/03	184.726	185.187	185.056	199.196	-	-0.1	7.6	-
Air and gas compressors and vacuum pumps.....	11	4115	06/05	-	-	-	-	-	-	-	-
Other pumps, including parts and attachments.....	11	4119	12/83	-	-	-	-	-	-	-	-
Elevators, escalators, and other lifts.....	11	42		-	-	-	-	-	-	-	-
Elevators and moving stairways.....				-	-	-	-	-	-	-	-
Parts and attachments for elevators and moving stairs (sold separately).....	11	4202		-	-	-	-	-	-	-	-
Fluid power equipment.....	11	43		289.731	291.259	297.210	304.085	307.044	2.0	2.3	1.0
Fluid power pumps and parts.....	11	4301		259.349	259.918	260.672	267.196	268.798	0.3	2.5	0.6
Fluid power valves.....	11	4302		-	-	-	-	-	-	-	-
Fluid power cylinders, actuators, accumulators, cushions, & parts.....	11	4303		-	-	-	-	-	-	-	-
Fluid power hose and tube fittings.....				-	-	-	-	-	-	-	-
Parts for fluid power valves.....	11	4305	06/91	-	-	-	-	-	-	-	-
Industrial material handling equipment.....	11	44		-	-	-	-	-	-	-	-
Conveying equipment, except parts and accessories.....	11	4402		-	-	-	-	-	-	-	-
Industrial trucks, trailers, and stackers.....	11	4403		-	-	-	-	-	-	-	-
Hoists, overhead cranes, and monorail systems.....	11	4404		-	-	-	-	-	-	-	-
Parts and accessories for conveyors and conveying systems.....			09/18	-	-	-	-	-	-	-	-
Mechanical power transmission equipment.....	11	45		-	-	-	-	-	-	-	-
Speed changers, drives, gears.....	11	4501		-	-	-	-	-	-	-	-
Other power transmission equipment.....	11	4502	12/84	-	-	-	-	-	-	-	-
Scales and balances.....	11	46		-	-	-	-	-	-	-	-
Vehicle and industrial scales.....	11	4611	12/91	-	-	-	-	-	-	-	-
Retail, commercial, household, and mailing scales and balances.....	11	4612	12/91	179.461	179.907	180.457	180.593	182.292	0.3	0.1	0.9
Parts, attachments, and accessories for scales and balances.....	11	4613	12/91	229.680	230.847	231.293	231.183	240.646	0.2	0.0	4.1
Air purification equipment and industrial and commercial fans and blowers.....	11	47		263.443	265.014	265.809	271.521	275.829	0.3	2.1	1.6
Fan, blower, air purification equipment.....	11	4701		263.443	265.014	265.809	271.521	275.829	0.3	2.1	1.6

See footnotes at end of table.

Table 8. Producer price indexes and percentage changes for selected commodity and service groupings and individual items, seasonally adjusted — Continued
 [February 2022, Index base 1982=100, unless otherwise indicated]

Title	Commodity code		Other index base	Seasonally adjusted index ¹					Seasonally adjusted 1-month percent change ¹		
	Group code	Item code		Oct. 2021	Nov. 2021 ^P	Dec. 2021 ^P	Jan. 2022 ^P	Feb. 2022 ^P	Nov. to Dec. ^P	Dec. to Jan. ^P	Jan. to Feb. ^P
Air conditioning and refrigeration equip.	11	48		-	-	-	-	-	-	-	-
Unitary air-conditioners, except air source heat pumps.				-	-	-	-	-	-	-	-
Commercial refrigeration equipment.	11	4803		300.634	303.702	313.814	334.773	343.310	3.3	6.7	2.6
All other miscellaneous refrigeration and air-conditioning equipment.	11	4806		-	-	-	-	-	-	-	-
Heat transfer equipment, including heat pumps.	11	4807	12/11	137.547	140.120	142.800	147.655	150.797	1.9	3.4	2.1
Parts and accessories for air conditioning and heat transfer equipment.	11	4809	12/89	-	-	-	-	-	-	-	-
Refrigeration condensing units.			01/19	-	-	-	-	-	-	-	-
Miscellaneous general purpose equipment.	11	49		314.642	316.472	319.424	323.922	325.678	0.9	1.4	0.5
Metal valves, except fluid power.	11	4902	12/82	366.746	368.425	373.600	379.014	382.709	1.4	1.4	1.0
Metal pipe fittings, flanges, and unions.			12/82	-	-	-	-	-	-	-	-
Ball and roller bearings.	11	4905		-	-	-	-	-	-	-	-
Industrial patterns.	11	4907	12/84	-	-	-	-	-	-	-	-
Filters and strainers.	11	4908	12/84	274.045	275.022	279.754	286.019	287.074	1.7	2.2	0.4
Other miscellaneous general purpose equipment.	11	4911	12/84	228.599	229.412	231.193	234.032	233.317	0.8	1.2	-0.3
Electronic computers and computer equipment.			12/98	-	-	-	-	-	-	-	-
Electronic computers.			12/04	-	-	-	-	-	-	-	-
Electronic computers.			12/04	-	-	-	-	-	-	-	-
Computer storage devices.			12/04	-	-	-	-	-	-	-	-
Computer storage devices (except parts, attachments and accessories).			12/04	-	-	-	-	-	-	-	-
Computer peripheral equipment and parts.			12/98	-	-	-	-	-	-	-	-
POS terminals, funds-transfer devices, computer terminals & other computer peripheral equip.			06/99	-	-	-	-	-	-	-	-
Special industry machinery and equipment.	11	6		239.027	241.550	243.273	246.038	250.975	0.7	1.1	2.0
Food products machinery.	11	61		314.829	319.330	322.093	324.464	325.141	0.9	0.7	0.2
Dairy and milk products plant machinery and equipment.				-	-	-	-	-	-	-	-
Commercial food products machinery (except packaging and cooking equipment).	11	6104		-	-	-	-	-	-	-	-
Industrial food products machinery for processing foods, beverages, & animal & fowl feed.	11	6105	12/83	330.785	332.995	334.478	338.053	339.064	0.4	1.1	0.3
Textile machinery and equipment.	11	62		-	-	-	-	-	-	-	-
Textile machinery (except parts, attachments, and accessories).	11	6212	06/86	-	-	-	-	-	-	-	-
Textile machinery parts and attachments.				-	-	-	-	-	-	-	-
Sawmill and woodworking machinery.	11	63		-	-	-	-	-	-	-	-
Sawmill and woodworking machinery.			12/04	-	-	-	-	-	-	-	-
Paper industries machinery.	11	64	06/82	-	-	-	-	-	-	-	-
Paper industries machinery.	11	6401	06/82	-	-	-	-	-	-	-	-
Printing trades machinery and equipment.				-	-	-	-	-	-	-	-
Printing presses.			06/09	-	-	-	-	-	-	-	-
Other printing machinery and equipment.			12/82	-	-	-	-	-	-	-	-
Other special industry machinery.	11	66		224.580	224.926	225.140	227.518	236.598	0.1	1.1	4.0
Plastics and rubber working machinery.				-	-	-	-	-	-	-	-
Miscellaneous special industry machinery.	11	6606		216.884	217.232	217.487	220.042	229.978	0.1	1.2	4.5
Packing, packaging, and bottling machinery and parts.	11	67		-	-	-	-	-	-	-	-
Packing, packaging, and bottling machinery and parts.			06/06	-	-	-	-	-	-	-	-
Service industry machinery and parts.	11	68	06/82	-	-	-	-	-	-	-	-
Service industry machinery and parts.	11	6801	06/82	-	-	-	-	-	-	-	-
Commercial laundry and drycleaning machinery products.	11	69	12/82	286.564	289.732	289.846	303.882	314.154	0.0	4.8	3.4
Commercial laundry and drycleaning machinery products.	11	6909	06/03	162.126	163.920	163.979	171.925	177.737	0.0	4.8	3.4
Electrical machinery and equipment.	11	7		122.666	123.444	124.042	125.488	126.255	0.5	1.2	0.6
Wiring devices.	11	71		-	-	-	-	-	-	-	-
Current-carrying wiring devices.	11	7101		-	-	-	-	-	-	-	-
Noncurrent-carrying wiring devices.				-	-	-	-	-	-	-	-
Integrating and measuring instruments.	11	72		-	-	-	-	-	-	-	-
Test equipment for electrical, radio, & communication circuits & motors.			12/83	-	-	-	-	-	-	-	-
Electrical integrating instruments and other instruments to measure electricity.			06/06	-	-	-	-	-	-	-	-
Motors, generators, motor generator sets.	11	73		-	-	-	-	-	-	-	-
Fractional horsepower motors and generators.	11	7303	06/83	196.596	199.058	199.083	201.861	205.621	0.0	1.4	1.9
Integral horsepower motors and generators (excluding land transportation types).	11	7304	06/83	-	-	-	-	-	-	-	-
Parts and supplies for motors and generators.			06/83	-	-	-	-	-	-	-	-
Other motors and generators.	11	7311	06/06	-	-	-	-	-	-	-	-
Transformers and power regulators.	11	74		-	-	-	-	-	-	-	-
Power and distribution transformers, except parts.			12/99	-	-	-	-	-	-	-	-
Other transformers and parts for transformers.			12/99	-	-	-	-	-	-	-	-
Switchgear, switchboard, industrial controls equipment.	11	75		-	-	-	-	-	-	-	-
Industrial controls and related parts and accessories.	11	7507		-	-	-	-	-	-	-	-
Switchgear and switchboard apparatus.			06/05	-	-	-	-	-	-	-	-

See footnotes at end of table.

Table 8. Producer price indexes and percentage changes for selected commodity and service groupings and individual items, seasonally adjusted — Continued
 [February 2022, Index base 1982=100, unless otherwise indicated]

Title	Commodity code		Other index base	Seasonally adjusted index ¹					Seasonally adjusted 1-month percent change ¹		
	Group code	Item code		Oct. 2021	Nov. 2021 ^P	Dec. 2021 ^P	Jan. 2022 ^P	Feb. 2022 ^P	Nov. to Dec. ^P	Dec. to Jan. ^P	Jan. to Feb. ^P
Communications and related equipment and miscellaneous electronic systems & equipment.....	11	76	12/85	124.225	124.823	125.225	125.767	126.222	0.3	0.4	0.4
Telephone and wireline data networking equipment.....	11	7601	12/85	-	-	-	-	-	-	-	-
Other communications and related equipment, including broadcast and wireless.....	11	7603	06/13	103.449	103.496	103.899	104.234	104.358	0.4	0.3	0.1
Electronic systems and equipment, n.e.c.....			12/03	-	-	-	-	-	-	-	-
Search, detection, navigation & guidance systems and equipment.....	11	7606	06/04	156.081	156.588	157.401	157.882	156.542	0.5	0.3	-0.8
Electric lamp bulbs, tubes, and components.....	11	77		-	-	-	-	-	-	-	-
Electric lamp bulbs, tubes, and components.....			12/04	-	-	-	-	-	-	-	-
Electronic components and accessories.....	11	78		64.989	65.267	65.463	66.183	66.180	0.3	1.1	0.0
Capacitors for electronic circuitry.....				-	-	-	-	-	-	-	-
Resistors for electronic circuitry.....	11	7812		-	-	-	-	-	-	-	-
Relays for electronic circuitry, industrial control overload, and switchgear type.....	11	7821		-	-	-	-	-	-	-	-
Switches, mechanical, for electronic circuitry.....	11	7822	06/82	-	-	-	-	-	-	-	-
Connectors for electronic circuitry.....	11	7824		211.704	213.612	213.763	214.885	215.209	0.1	0.5	0.2
Filters, crystals, and transducers.....			06/82	-	-	-	-	-	-	-	-
Integrated microcircuits.....			06/05	-	-	-	-	-	-	-	-
Other semiconductor and related devices.....	11	7847	06/05	70.775	70.779	70.765	70.930	71.210	0.0	0.2	0.4
Bare printed circuit boards.....			12/00	-	-	-	-	-	-	-	-
Electronic coils, transformers, and other inductors.....	11	7853	06/82	-	-	-	-	-	-	-	-
Microwave components, electron tubes, and other electronic components, n.e.c.....			06/00	-	-	-	-	-	-	-	-
Printed circuit assemblies, loaded boards, modules and consumer external modems.....	11	7861	06/82	95.185	95.270	95.373	99.037	98.815	0.1	3.8	-0.2
Miscellaneous electrical machinery and equipment.....				-	-	-	-	-	-	-	-
Storage batteries.....				-	-	-	-	-	-	-	-
Primary batteries.....				-	-	-	-	-	-	-	-
Carbon and graphite products.....	11	7903		-	-	-	-	-	-	-	-
X-ray and electromedical equipment.....	11	7905		-	-	-	-	-	-	-	-
Miscellaneous electrical industrial apparatus.....			12/85	-	-	-	-	-	-	-	-
All other electrical equipment and components, except industrial.....			12/06	-	-	-	-	-	-	-	-
Miscellaneous instruments.....	11	8		215.300	216.071	217.764	220.225	223.828	0.8	1.1	1.6
Automatic environmental controls for monitoring residential, commercial, and appliance use.....	11	81		-	-	-	-	-	-	-	-
Automatic environmental controls for monitoring residential, commercial, and appliance use.....	11	8105	12/03	-	-	-	-	-	-	-	-
Industrial process control instruments.....	11	82	06/83	245.873	245.988	246.044	251.256	250.654	0.0	2.1	-0.2
Industrial process control instruments.....	11	8201	06/83	245.873	245.988	246.044	251.256	250.654	0.0	2.1	-0.2
Fluid meters and counting devices.....	11	84	12/85	198.596	200.720	205.415	201.720	202.325	2.3	-1.8	0.3
Fluid meters and counting devices.....	11	8401	12/85	198.596	200.720	205.415	201.720	202.325	2.3	-1.8	0.3
Engineering and scientific instruments.....	11	85	12/85	248.250	250.092	252.145	257.365	259.341	0.8	2.1	0.8
Aeronautical, nautical, and navigational instruments.....	11	8501	12/85	281.334	280.819	286.352	292.529	295.806	2.0	2.2	1.1
Hospital beds and specialized hospital furniture.....			12/11	-	-	-	-	-	-	-	-
Measuring instruments and lenses.....	11	86	12/85	154.657	155.208	155.356	156.396	161.649	0.1	0.7	3.4
Sighting, tracking, and fire-control equipment, optical type.....	11	8601	12/85	-	-	-	-	-	-	-	-
All other miscellaneous optical instruments and lenses.....	11	8602	12/85	-	-	-	-	-	-	-	-
Laboratory analytical instruments.....	11	8603	12/85	163.647	163.966	163.986	164.122	171.070	0.0	0.1	4.2
Measuring & controlling devices, n.e.c.....	11	89	06/85	167.777	167.773	170.605	175.213	179.809	1.7	2.7	2.6
Aircraft engine instruments.....			06/85	-	-	-	-	-	-	-	-
Nuclear radiation detection & monitoring instruments.....	11	8904	06/85	208.305	208.572	215.594	220.791	221.231	3.4	2.4	0.2
Physical properties and kinematic testing equipment.....			06/04	-	-	-	-	-	-	-	-
Commercial, geophysical, meteorological & general-purpose instruments.....			06/04	-	-	-	-	-	-	-	-
Miscellaneous machinery.....	11	9		-	-	-	-	-	-	-	-
Oil field and gas field machinery.....	11	91		-	-	-	-	-	-	-	-
Oil and gas field drilling, surveying, and cementing machinery (except parts sold separately).....	11	9102		-	-	-	-	-	-	-	-
Oil field and gas field production machinery (except pumps and parts sold separately).....				-	-	-	-	-	-	-	-
Parts and attachments for oil and gas field machinery and equipment.....			12/10	-	-	-	-	-	-	-	-
Mining machinery and equipment.....	11	92		-	-	-	-	-	-	-	-
Mining machinery and equipment (except parts sold separately).....			09/19	-	-	-	-	-	-	-	-
Parts and attachments for mining machinery and equipment (sold separately).....	11	9253		277.813	278.974	280.068	277.846	277.846	0.4	-0.8	0.0
Office and store machines and equipment.....				-	-	-	-	-	-	-	-
Coin-operated machines and mechanisms.....			05/18	-	-	-	-	-	-	-	-
Internal combustion engines.....	11	94		-	-	-	-	-	-	-	-
Diesel, semidiesel, and dual-fuel engines (except automotive).....	11	9407	12/82	-	-	-	-	-	-	-	-
Diesel, semidiesel, and dual-fuel engines for automobiles, trucks, and buses.....	11	9408	12/82	-	-	-	-	-	-	-	-

See footnotes at end of table.

Table 8. Producer price indexes and percentage changes for selected commodity and service groupings and individual items, seasonally adjusted — Continued
 [February 2022, Index base 1982=100, unless otherwise indicated]

Title	Commodity code		Other index base	Seasonally adjusted index ¹					Seasonally adjusted 1-month percent change ¹		
	Group code	Item code		Oct. 2021	Nov. 2021 ^P	Dec. 2021 ^P	Jan. 2022 ^P	Feb. 2022 ^P	Nov. to Dec. ^P	Dec. to Jan. ^P	Jan. to Feb. ^P
Parts & accessories for internal combustion engines, ex. aircraft & gasoline automotive engines.....	11	9413		217.065	217.202	217.594	221.923	222.473	0.2	2.0	0.2
Machine shop products.....	11	95		-	-	-	-	-	-	-	-
Machine shop products.....			06/84	-	-	-	-	-	-	-	-
Turbines and turbine generator sets.....			06/87	-	-	-	-	-	-	-	-
Turbines and turbine generator sets (excluding parts).....			06/87	-	-	-	-	-	-	-	-
Parts & accessories for turbines, turbine generators, and turbine generator sets.....			09/15	-	-	-	-	-	-	-	-
Parts & accessories for turbines, turbine generators, and turbine generator sets.....			09/15	-	-	-	-	-	-	-	-
Household furniture.....	12	1		-	-	-	-	-	-	-	-
Metal household furniture.....	12	11		-	-	-	-	-	-	-	-
Metal household furniture.....				-	-	-	-	-	-	-	-
Wood household furniture.....	12	12		-	-	-	-	-	-	-	-
Living room furniture (nonupholstered), wood.....	12	1201		-	-	-	-	-	-	-	-
Dining room furniture (nonupholstered), wood.....	12	1202		-	-	-	-	-	-	-	-
Bedroom furniture (nonupholstered), wood.....	12	1203		-	-	-	-	-	-	-	-
Other wood household furniture.....				-	-	-	-	-	-	-	-
Custom nonupholstered wood household furniture sold direct, excl. kitchen cabinets and vanities.....			06/12	-	-	-	-	-	-	-	-
Upholstered household furniture.....	12	13		-	-	-	-	-	-	-	-
Upholstered household furniture.....	12	1301		-	-	-	-	-	-	-	-
Bedding.....	12	14		-	-	-	-	-	-	-	-
Bedding.....				-	-	-	-	-	-	-	-
Metal porch, lawn, outdoor & casual furniture.....	12	15		314.305	315.495	316.831	320.438	326.105	0.4	1.1	1.8
Porch and lawn furniture.....	12	1501		314.305	315.495	316.831	320.438	326.105	0.4	1.1	1.8
Nonupholstered household furniture, except wood and metal.....			12/85	-	-	-	-	-	-	-	-
Nonupholstered household furniture, except wood and metal.....			12/85	-	-	-	-	-	-	-	-
Commercial furniture.....	12	2		-	-	-	-	-	-	-	-
Wood office furniture and store fixtures.....	12	21		-	-	-	-	-	-	-	-
Wood office furniture and store fixtures.....				-	-	-	-	-	-	-	-
Nonwood furniture and store fixtures.....	12	22		-	-	-	-	-	-	-	-
Nonwood commercial storage units, files, and tables.....				-	-	-	-	-	-	-	-
Nonwood commercial furniture.....				-	-	-	-	-	-	-	-
Nonwood partitions and fixtures.....			12/83	-	-	-	-	-	-	-	-
Public building furniture.....			12/84	-	-	-	-	-	-	-	-
Public building furniture.....			12/84	-	-	-	-	-	-	-	-
Commercial furniture and fixtures, n.e.c.....	12	24	12/85	240.723	243.304	247.250	252.846	255.691	1.6	2.3	1.1
Commercial furniture and fixtures, n.e.c.....	12	2401	12/85	240.723	243.304	247.250	252.846	255.691	1.6	2.3	1.1
Floor coverings.....	12	3		-	-	-	-	-	-	-	-
Carpets and rugs.....	12	31		-	-	-	-	-	-	-	-
Carpet and rugs.....				-	-	-	-	-	-	-	-
Resilient floor coverings.....	12	32		-	-	-	-	-	-	-	-
Resilient floor coverings.....	12	3201		-	-	-	-	-	-	-	-
Household appliances.....	12	4		-	-	-	-	-	-	-	-
Major appliances.....	12	41		-	-	-	-	-	-	-	-
Household cooking appliances.....				-	-	-	-	-	-	-	-
Household refrigeration equipment.....				-	-	-	-	-	-	-	-
Other major household appliances including room air-conditioners.....	12	4104		-	-	-	-	-	-	-	-
Household vacuum cleaners, including parts and attachments.....	12	43		-	-	-	-	-	-	-	-
Household vacuum cleaners and other floor care machines (including parts and attachments).....	12	4301		-	-	-	-	-	-	-	-
Electric housewares and fans.....	12	44		-	-	-	-	-	-	-	-
Parts and attachments for small electric household appliances, including fan parts.....			12/82	-	-	-	-	-	-	-	-
Small electric household appliances, including fans.....			05/21	-	-	-	-	-	-	-	-
Portable residential lighting fixtures, including parts and accessories.....	12	45		-	-	-	-	-	-	-	-
Portable residential lighting fixtures, including parts and accessories.....				-	-	-	-	-	-	-	-
Home electronic equipment.....	12	5		-	-	-	-	-	-	-	-
Speakers and commercial sound equipment.....	12	57	12/03	-	-	-	-	-	-	-	-
Speakers and commercial sound equipment.....	12	5707	12/03	-	-	-	-	-	-	-	-
Other home electronic equipment.....			06/04	-	-	-	-	-	-	-	-
Other consumer audio and video equipment, including television receivers...			01/17	-	-	-	-	-	-	-	-
Other household durable goods.....	12	6		-	-	-	-	-	-	-	-
Vitreous china, fine earthenware, and other pottery products.....	12	61		-	-	-	-	-	-	-	-
Vitreous china, porcelain, and earthenware table and kitchenware and other pottery products.....	12	6101		-	-	-	-	-	-	-	-
Mirrors (decorated and undecorated).....				-	-	-	-	-	-	-	-

See footnotes at end of table.

Table 8. Producer price indexes and percentage changes for selected commodity and service groupings and individual items, seasonally adjusted — Continued
 [February 2022, Index base 1982=100, unless otherwise indicated]

Title	Commodity code		Other index base	Seasonally adjusted index ¹					Seasonally adjusted 1-month percent change ¹		
	Group code	Item code		Oct. 2021	Nov. 2021 ^P	Dec. 2021 ^P	Jan. 2022 ^P	Feb. 2022 ^P	Nov. to Dec. ^P	Dec. to Jan. ^P	Jan. to Feb. ^P
Mirrors (decorated and undecorated), made from purchased glass.....				-	-	-	-	-	-	-	-
Lawn/garden equipment.....	12	66		-	-	-	-	-	-	-	-
Parts and attachments for consumer lawn, garden, and snow equipment....			12/82	-	-	-	-	-	-	-	-
Consumer lawn, garden, and snow equipment.....			05/18	-	-	-	-	-	-	-	-
Cutlery, flatware (except precious), razors and razor blades.....	12	67		-	-	-	-	-	-	-	-
Cutlery, flatware (except precious), razors and razor blades.....	12	6701		-	-	-	-	-	-	-	-
Metal kitchen utensil, pots, and pans.....				-	-	-	-	-	-	-	-
Metal kitchen utensil, pots, and pans.....				-	-	-	-	-	-	-	-
Window shades, blinds, and accessories.....	12	69	06/84	-	-	-	-	-	-	-	-
Window shades, blinds, and accessories.....	12	6901	06/84	-	-	-	-	-	-	-	-
Glass.....				-	-	-	-	-	-	-	-
Flat glass.....	13	11		-	-	-	-	-	-	-	-
Flat glass (float, sheet, and plate process).....				-	-	-	-	-	-	-	-
Specialty glass.....	13	1107		-	-	-	-	-	-	-	-
Other finished glassware.....	13	13	06/83	181.797	182.454	182.815	186.652	187.197	0.2	2.1	0.3
Pressed and blown glassware.....	13	1301	06/83	184.608	185.278	185.691	189.620	190.174	0.2	2.1	0.3
Concrete ingredients and related products.....	13	2		337.471	339.163	339.529	348.713	353.320	0.1	2.7	1.3
Construction sand, gravel, and crushed stone.....	13	21		383.553	386.075	386.053	395.861	402.199	0.0	2.5	1.6
Construction sand, gravel and crushed stone.....	13	2101		383.553	386.075	386.053	395.861	402.199	0.0	2.5	1.6
Cement, hydraulic.....	13	22		274.873	275.014	276.216	284.998	286.477	0.4	3.2	0.5
Cement, hydraulic.....	13	2201		274.873	275.014	276.216	284.998	286.477	0.4	3.2	0.5
Concrete products.....	13	3		300.065	302.874	305.061	309.098	311.985	0.7	1.3	0.9
Concrete block and brick.....	13	31		292.638	295.869	295.860	300.585	308.604	0.0	1.6	2.7
Structural concrete block.....	13	3111		301.956	303.548	303.579	308.483	321.867	0.0	1.6	4.3
Decorative concrete block.....	13	3121		264.201	265.389	265.109	264.039	267.367	-0.1	-0.4	1.3
Concrete brick.....				-	-	-	-	-	-	-	-
Concrete pavers.....	13	3141		245.300	250.482	250.867	258.444	257.667	0.2	3.0	-0.3
Concrete pipe.....				-	-	-	-	-	-	-	-
Concrete pipe.....				-	-	-	-	-	-	-	-
Ready-mix concrete.....	13	33		302.008	305.141	306.893	310.405	312.905	0.6	1.1	0.8
Ready-mix concrete.....	13	3301		302.008	305.141	306.893	310.405	312.905	0.6	1.1	0.8
Precast concrete products.....	13	34		-	-	-	-	-	-	-	-
Precast concrete products.....	13	3401		-	-	-	-	-	-	-	-
Prestressed concrete products.....				-	-	-	-	-	-	-	-
Prestressed concrete products.....				-	-	-	-	-	-	-	-
Clay construction products ex. refractories.....	13	4		-	-	-	-	-	-	-	-
Brick and structural clay tile.....	13	42	12/84	-	-	-	-	-	-	-	-
Building or common brick.....	13	4201	12/84	-	-	-	-	-	-	-	-
Glazed brick and other brick (paving, floor, and sewer).....	13	4202	12/84	-	-	-	-	-	-	-	-
Clay floor and wall tile, glazed and unglazed.....	13	44		-	-	-	-	-	-	-	-
Clay floor and wall tile, glazed and unglazed (including quarry tile and ceramic mosaic tile).....				-	-	-	-	-	-	-	-
Structural clay products, n.e.c.....	13	45		-	-	-	-	-	-	-	-
Structural clay products, n.e.c.....	13	4501		-	-	-	-	-	-	-	-
Refractories.....	13	5		-	-	-	-	-	-	-	-
Clay refractories.....	13	52		-	-	-	-	-	-	-	-
Clay refractories.....	13	5201		-	-	-	-	-	-	-	-
Nonclay refractories.....	13	53		-	-	-	-	-	-	-	-
Nonclay refractories (excluding dead-burned magnesia).....	13	5301		-	-	-	-	-	-	-	-
Asphalt felts and coatings.....	13	6		-	-	-	-	-	-	-	-
Prepared asphalt and tar roofing and siding products.....	13	61		-	-	-	-	-	-	-	-
Prepared asphalt and tar roofing and siding products.....	13	6101		-	-	-	-	-	-	-	-
Roofing asphalts, pitches, coatings, and cement.....	13	62		-	-	-	-	-	-	-	-
Roofing asphalts, pitches, coatings, and cement.....	13	6201		-	-	-	-	-	-	-	-
Gypsum products.....	13	7		399.809	401.403	403.409	417.065	408.935	0.5	3.4	-1.9
Gypsum products.....	13	71		399.809	401.403	403.409	417.065	408.935	0.5	3.4	-1.9
Gypsum products.....	13	7101		399.809	401.403	403.409	417.065	408.935	0.5	3.4	-1.9
Glass containers.....	13	8		237.528	242.082	243.174	248.241	249.079	0.5	2.1	0.3
Glass containers.....	13	81		237.528	242.082	243.174	248.241	249.079	0.5	2.1	0.3
Glass containers (including value of packaging).....	13	8101		237.528	242.082	243.174	248.241	249.079	0.5	2.1	0.3
Other nonmetallic minerals.....	13	9		270.957	272.173	274.729	280.218	281.853	0.9	2.0	0.6
Insulation materials.....	13	92		-	-	-	-	-	-	-	-
Mineral wool for thermal and acoustical envelope insulation.....	13	9201		-	-	-	-	-	-	-	-
Mineral wool for industrial, equipment, and appliance insulation.....				-	-	-	-	-	-	-	-
Paving mixtures and blocks.....	13	94		329.721	332.246	336.500	342.330	346.174	1.3	1.7	1.1

See footnotes at end of table.

Table 8. Producer price indexes and percentage changes for selected commodity and service groupings and individual items, seasonally adjusted — Continued
 [February 2022, Index base 1982=100, unless otherwise indicated]

Title	Commodity code		Other index base	Seasonally adjusted index ¹					Seasonally adjusted 1-month percent change ¹		
	Group code	Item code		Oct. 2021	Nov. 2021 ^P	Dec. 2021 ^P	Jan. 2022 ^P	Feb. 2022 ^P	Nov. to Dec. ^P	Dec. to Jan. ^P	Jan. to Feb. ^P
Paving mixtures and blocks.....	13	9401		329.721	332.246	336.500	342.330	346.174	1.3	1.7	1.1
Cut stone and stone products.....			12/84	-	-	-	-	-	-	-	-
Cut stone and stone products.....			12/84	-	-	-	-	-	-	-	-
Gaskets, packing, and sealing devices.....	13	98	12/85	-	-	-	-	-	-	-	-
Gaskets and gasketing material.....	13	9801	12/85	-	-	-	-	-	-	-	-
Packing and sealing.....	13	9802	12/85	-	-	-	-	-	-	-	-
Nonmetallic minerals and products, n.e.c.....	13	99	06/82	255.121	255.418	256.398	259.489	261.577	0.4	1.2	0.8
Industrial sand.....	13	9901	06/82	-	-	-	-	-	-	-	-
Clay and stone mining and quarrying.....	13	9902	06/84	-	-	-	-	-	-	-	-
All other miscellaneous nonmetallic mineral products.....	13	9903	12/85	205.114	205.538	205.937	209.205	210.497	0.2	1.6	0.6
Motor vehicles and equipment.....	14	1		158.996	159.729	159.883	160.989	161.910	0.1	0.7	0.6
Motor vehicles.....	14	11		161.944	162.296	162.148	162.686	163.640	-0.1	0.3	0.6
Passenger cars and chassis.....	14	1101		138.396	138.981	138.598	138.691	139.548	-0.3	0.1	0.6
Motorcycles, including three-wheel motorbikes, motorscooters, mopeds, and parts.....	14	1104		-	-	-	-	-	-	-	-
Trucks, truck tractors, & bus chassis 14,000 lb or less, incl. minivans & suvs.....	14	1105		183.805	183.991	184.033	184.939	186.244	0.0	0.5	0.7
Trucks, over 14,000 lbs GVW.....	14	1106		-	-	-	-	-	-	-	-
Motor vehicles parts.....	14	12		-	-	-	-	-	-	-	-
Motor vehicles parts.....			12/03	-	-	-	-	-	-	-	-
Truck and bus bodies.....	14	13	12/82	-	-	-	-	-	-	-	-
Truck and bus bodies sold separately.....	14	1301	12/82	-	-	-	-	-	-	-	-
Complete vehicles on purchased chassis.....			12/82	-	-	-	-	-	-	-	-
Truck trailers.....	14	14		-	-	-	-	-	-	-	-
Truck trailers.....	14	1406	12/86	-	-	-	-	-	-	-	-
Motor homes, built on purchased chassis.....	14	15	06/84	-	-	-	-	-	-	-	-
Motor homes, built on purchased chassis.....	14	1501	06/84	-	-	-	-	-	-	-	-
Travel trailers and campers.....	14	16	06/84	-	-	-	-	-	-	-	-
Travel trailers.....	14	1601	06/84	-	-	-	-	-	-	-	-
Camping trailers, campers, pick-up covers, and parts.....	14	1602	06/84	-	-	-	-	-	-	-	-
Aircraft and aircraft equipment.....	14	2		285.361	285.688	286.463	287.339	288.042	0.3	0.3	0.2
Aircraft.....	14	21		315.560	316.146	316.833	318.055	319.250	0.2	0.4	0.4
Civilian aircraft.....	14	2102	12/85	299.820	300.658	301.641	303.390	305.100	0.3	0.6	0.6
Military aircraft.....			06/13	-	-	-	-	-	-	-	-
Aircraft engine and engine parts.....	14	23	12/85	235.924	236.024	237.216	236.466	237.043	0.5	-0.3	0.2
Aircraft engine and engine parts.....	14	2301	12/85	235.924	236.024	237.216	236.466	237.043	0.5	-0.3	0.2
Other aircraft parts and equipment.....	14	25	06/85	195.341	195.353	195.723	197.059	196.900	0.2	0.7	-0.1
Other aircraft parts and equipment.....	14	2501	06/85	195.341	195.353	195.723	197.059	196.900	0.2	0.7	-0.1
Ships and boats.....	14	3		282.641	283.797	286.370	290.451	292.166	0.9	1.4	0.6
Ships.....	14	31	12/85	-	-	-	-	-	-	-	-
Military self-propelled ships, new construction.....			06/96	-	-	-	-	-	-	-	-
Nonmilitary self-propelled ships, new construction.....			06/96	-	-	-	-	-	-	-	-
Boats.....	14	32		308.163	309.692	312.960	317.181	322.120	1.1	1.3	1.6
Outboard motorboats, including commercial and military (except sailboats and lifeboats).....	14	3201		344.493	347.519	349.356	355.958	363.400	0.5	1.9	2.1
Inboard motorboats, including commercial and military (except sailboats and lifeboats).....	14	3202		314.944	315.322	315.957	321.737	325.870	0.2	1.8	1.3
Inboard-outdrive boats, including commercial and military (except sailboats and lifeboats).....	14	3203		-	-	-	-	-	-	-	-
All other boats (excluding military and commercial).....				-	-	-	-	-	-	-	-
Railroad equipment.....	14	4		-	-	-	-	-	-	-	-
Railroad cars and car parts.....				-	-	-	-	-	-	-	-
Railway maintenance of way equipment & parts, railcar parts, & other railway vehicles.....				-	-	-	-	-	-	-	-
Railroad cars.....	14	4204	12/01	-	-	-	-	-	-	-	-
Transportation equipment, n.e.c.....			06/85	-	-	-	-	-	-	-	-
Transportation equipment, n.e.c.....			06/85	-	-	-	-	-	-	-	-
Other transportation equipment, incl. golf carts, vehicle trailers, and all-terrain vehicles.....			06/85	-	-	-	-	-	-	-	-
Toys, sporting goods, small arms, etc.....	15	1		182.037	183.459	184.776	189.301	193.046	0.7	2.4	2.0
Toys, games, and children's vehicles.....	15	11		-	-	-	-	-	-	-	-
Toys, games, and children's vehicles.....	15	1101		-	-	-	-	-	-	-	-
Sporting and athletic goods.....	15	12		164.376	166.384	168.248	174.337	180.865	1.1	3.6	3.7
Sporting and athletic goods.....	15	1201		164.376	166.384	168.248	174.337	180.865	1.1	3.6	3.7
Small arms and ammunition.....	15	13		-	-	-	-	-	-	-	-
Small arms.....	15	1301		-	-	-	-	-	-	-	-
Small arms ammunition.....	15	1302		-	-	-	-	-	-	-	-
Other small arms ammunition products.....	15	1303	06/85	-	-	-	-	-	-	-	-

See footnotes at end of table.

Table 8. Producer price indexes and percentage changes for selected commodity and service groupings and individual items, seasonally adjusted — Continued
 [February 2022, Index base 1982=100, unless otherwise indicated]

Title	Commodity code		Other index base	Seasonally adjusted index ¹					Seasonally adjusted 1-month percent change ¹		
	Group code	Item code		Oct. 2021	Nov. 2021 ^P	Dec. 2021 ^P	Jan. 2022 ^P	Feb. 2022 ^P	Nov. to Dec. ^P	Dec. to Jan. ^P	Jan. to Feb. ^P
Tobacco products, incl. stemmed & redried.....	15	2		-	-	-	-	-	-	-	-
Cigarettes, excluding electronic.....	15	21		-	-	-	-	-	-	-	-
Cigarettes, excluding electronic.....	15	2101		-	-	-	-	-	-	-	-
Stemmed and redried tobacco.....	15	24	06/84	-	-	-	-	-	-	-	-
Stemmed and redried tobacco.....			06/84	-	-	-	-	-	-	-	-
Other tobacco products.....	15	25	12/05	-	-	-	-	-	-	-	-
Other tobacco products.....	15	2501	12/05	-	-	-	-	-	-	-	-
Notions.....	15	3		-	-	-	-	-	-	-	-
Fasteners, zippers, buttons, needles, pins, and buckles.....	15	32		-	-	-	-	-	-	-	-
Fasteners, zippers, buttons, needles, pins, and buckles.....				-	-	-	-	-	-	-	-
Photographic equipment and supplies.....	15	4		-	-	-	-	-	-	-	-
Photographic and photocopying equipment.....	15	41		-	-	-	-	-	-	-	-
Photographic and photocopying equipment.....			12/83	-	-	-	-	-	-	-	-
Photographic supplies.....	15	42		-	-	-	-	-	-	-	-
Photographic supplies.....			12/83	-	-	-	-	-	-	-	-
Mobile homes.....	15	5		-	-	-	-	-	-	-	-
Manufactured homes (mobile homes), all sizes (incl. multisection).....	15	53		-	-	-	-	-	-	-	-
Manufactured mobile homes and nonresidential mobile buildings.....	15	5303	12/86	-	-	-	-	-	-	-	-
Medical, surgical & personal aid devices.....	15	6		187.923	188.038	187.598	190.481	191.805	-0.2	1.5	0.7
Surgical and medical instruments.....	15	62	06/82	143.032	143.257	143.652	143.962	144.979	0.3	0.2	0.7
Surgical and medical instruments.....	15	6201	06/82	143.032	143.257	143.652	143.962	144.979	0.3	0.2	0.7
Medical and surgical appliances and supplies.....	15	63	06/83	-	-	-	-	-	-	-	-
Medical and surgical appliances and supplies.....	15	6301	06/83	-	-	-	-	-	-	-	-
Ophthalmic goods.....	15	64	12/83	-	-	-	-	-	-	-	-
Ophthalmic goods.....	15	6401	12/83	-	-	-	-	-	-	-	-
Dental equipment and supplies.....	15	65	06/85	-	-	-	-	-	-	-	-
Dental equipment and supplies.....	15	6501	06/85	-	-	-	-	-	-	-	-
Other industrial safety equipment.....	15	7		-	-	-	-	-	-	-	-
Personal safety equipment and clothing.....	15	71		-	-	-	-	-	-	-	-
Personal safety equipment and clothing.....			06/04	-	-	-	-	-	-	-	-
Other miscellaneous products.....	15	9		-	-	-	-	-	-	-	-
Burial caskets.....	15	91		445.584	443.414	459.395	455.046	457.306	3.6	-0.9	0.5
Burial caskets.....	15	9101		445.584	443.414	459.395	455.046	457.306	3.6	-0.9	0.5
Musical instruments.....	15	93		-	-	-	-	-	-	-	-
Musical instruments.....	15	9301		-	-	-	-	-	-	-	-
Jewelry and jewelry products.....				-	-	-	-	-	-	-	-
Jewelry (gold and platinum) and silverware.....				-	-	-	-	-	-	-	-
Costume jewelry and novelties.....				-	-	-	-	-	-	-	-
All other jewelry and personal goods (excluding costume).....			06/07	-	-	-	-	-	-	-	-
Jewelers' material and lapidary work.....			12/08	-	-	-	-	-	-	-	-
Pens, pencils, and marking devices.....	15	95		200.947	201.305	211.416	211.700	211.060	5.0	0.1	-0.3
Pens, markers, mechanical pencils, and associated parts.....	15	9502	12/85	196.867	197.049	197.209	197.502	197.106	0.1	0.1	-0.2
Lead pencils, art goods, office supplies and small office equipment, excluding paper.....	15	9503	12/85	182.565	182.542	202.542	202.139	201.133	11.0	-0.2	-0.5
Marking devices.....			12/85	-	-	-	-	-	-	-	-
Watches, clocks, watchcases, and parts.....	15	96		156.858	156.900	156.988	-	-	0.1	-	-
Watches, clocks, watchcases, and parts.....	15	9603	06/01	128.775	128.797	128.887	-	-	0.1	-	-
Brooms and brushes.....	15	97		-	-	-	-	-	-	-	-
Brooms, brushes and mops.....	15	9705	12/85	-	-	-	-	-	-	-	-
Miscellaneous products, n.e.c.....	15	9A	12/85	-	-	-	-	-	-	-	-
Candles.....			12/85	-	-	-	-	-	-	-	-
Signs and advertising displays.....			12/85	-	-	-	-	-	-	-	-
All other miscellaneous fabricated products and recyclable materials.....			12/85	-	-	-	-	-	-	-	-
Reproduction of audio and video media and software.....			12/03	-	-	-	-	-	-	-	-
Reproduction of audio and video media and software.....			12/03	-	-	-	-	-	-	-	-
Services²											
Transportation of freight and mail.....	30	1	06/09	152.017	154.405	155.385	157.570	159.352	0.6	1.4	1.1
Rail transportation of freight and mail.....	30	11	12/08	-	-	-	-	-	-	-	-
Rail transportation of freight and mail.....	30	1101	12/08	-	-	-	-	-	-	-	-
Truck transportation of freight.....	30	12	06/09	-	-	-	-	-	-	-	-
Local motor carrying.....	30	1201	06/09	-	-	-	-	-	-	-	-
Long-distance motor carrying.....	30	1202	06/09	-	-	-	-	-	-	-	-
Water transportation of freight.....			06/09	-	-	-	-	-	-	-	-
Deep sea water transportation of freight.....			12/08	-	-	-	-	-	-	-	-
Coastal and intercoastal water transportation of freight.....			12/08	-	-	-	-	-	-	-	-
Great Lakes-St Lawrence Seaway water transportation of freight.....	30	1303	12/08	-	-	-	-	-	-	-	-

See footnotes at end of table.

Table 8. Producer price indexes and percentage changes for selected commodity and service groupings and individual items, seasonally adjusted — Continued
 [February 2022, Index base 1982=100, unless otherwise indicated]

Title	Commodity code		Other index base	Seasonally adjusted index ¹					Seasonally adjusted 1-month percent change ¹		
	Group code	Item code		Oct. 2021	Nov. 2021 ^P	Dec. 2021 ^P	Jan. 2022 ^P	Feb. 2022 ^P	Nov. to Dec. ^P	Dec. to Jan. ^P	Jan. to Feb. ^P
Inland waterways transportation of freight.....			12/08	-	-	-	-	-	-	-	-
Air transportation of freight.....			12/08	-	-	-	-	-	-	-	-
Air transportation of freight.....			12/08	-	-	-	-	-	-	-	-
Pipeline transportation (partial).....	30	15	06/09	173.816	174.516	174.995	174.764	175.114	0.3	-0.1	0.2
Pipeline transportation of petroleum products.....	30	1501	12/08	168.833	169.490	169.955	169.750	170.091	0.3	-0.1	0.2
Courier, messenger, and U.S. postal services.....	30	16	06/09	164.472	165.505	165.702	167.815	167.605	0.1	1.3	-0.1
U.S. Postal Service.....	30	1601	06/89	259.042	258.940	259.461	257.944	253.091	0.2	-0.6	-1.9
Courier and messenger services, except air.....	30	1602	04/09	181.199	182.951	183.543	187.909	189.141	0.3	2.4	0.7
Air mail and package delivery services, excluding by USPS.....	30	1603	04/09	202.921	206.113	204.939	212.098	217.246	-0.6	3.5	2.4
Transportation of passengers (partial).....	30	2	06/09	112.274	118.154	122.742	117.272	120.777	3.9	-4.5	3.0
Rail transportation of passengers.....	30	21	12/08	130.928	130.829	130.618	130.223	130.353	-0.2	-0.3	0.1
Rail transportation of passengers.....	30	2101	12/08	130.928	130.829	130.618	130.223	130.353	-0.2	-0.3	0.1
Airline passenger services.....	30	22	12/08	103.151	108.654	112.949	107.837	111.115	4.0	-4.5	3.0
Airline passenger services.....	30	2201	12/08	103.151	108.654	112.949	107.837	111.115	4.0	-4.5	3.0
Services related to water transportation.....	31	1	06/09	129.772	129.989	130.289	130.938	132.068	0.2	0.5	0.9
Towing, tugging, docking, and related services.....	31	11	03/09	-	-	-	-	-	-	-	-
Towing, tugging, docking and related services.....	31	1101	03/09	-	-	-	-	-	-	-	-
Operation of port waterfront terminals.....			12/08	-	-	-	-	-	-	-	-
Operation of port waterfront terminals.....			12/08	-	-	-	-	-	-	-	-
Marine cargo handling.....	31	13	12/08	127.871	128.043	128.272	128.408	128.665	0.2	0.1	0.2
Marine cargo handling.....	31	1301	12/08	127.871	128.043	128.272	128.408	128.665	0.2	0.1	0.2
Services related to air transportation.....	31	2	04/09	129.495	129.953	130.283	128.573	128.669	0.3	-1.3	0.1
Other airport operations, excluding aircraft maintenance and repair.....	31	21	04/09	129.495	129.953	130.283	128.573	128.669	0.3	-1.3	0.1
Other airport operations, excluding aircraft maintenance and repair.....	31	2101	04/09	129.495	129.953	130.283	128.573	128.669	0.3	-1.3	0.1
Other services related to transportation activities (partial).....			06/09	-	-	-	-	-	-	-	-
Arrangement of freight and cargo.....			12/08	-	-	-	-	-	-	-	-
Arrangement of freight and cargo.....			12/08	-	-	-	-	-	-	-	-
Freight forwarding.....			12/08	-	-	-	-	-	-	-	-
Freight forwarding.....			12/08	-	-	-	-	-	-	-	-
Warehousing, storage, and related services.....			12/08	-	-	-	-	-	-	-	-
Warehousing, storage, and related services.....			12/08	-	-	-	-	-	-	-	-
Warehousing, storage, and related services.....			12/08	-	-	-	-	-	-	-	-
Book, periodical, and newspaper publishing sales and subscriptions.....	33	1	06/09	139.662	140.333	141.545	142.468	143.672	0.9	0.7	0.8
Sales of books.....	33	11		-	-	-	-	-	-	-	-
Sales of textbooks.....	33	1101		-	-	-	-	-	-	-	-
Sales of technical, scientific, and professional books.....	33	1102		659.976	672.353	685.183	690.335	710.985	1.9	0.8	3.0
Sales of religious books.....				-	-	-	-	-	-	-	-
Sales of general adult and juvenile books.....				-	-	-	-	-	-	-	-
Sales of general reference books.....				-	-	-	-	-	-	-	-
Sales of digital books.....			09/15	-	-	-	-	-	-	-	-
Sales and subscriptions of periodicals and newspapers.....	33	12	06/09	144.810	145.498	146.190	146.643	145.511	0.5	0.3	-0.8
Sales and subscriptions of periodicals.....			06/07	-	-	-	-	-	-	-	-
Newspaper subscription and single copy sales.....	33	1202		531.190	535.984	540.813	543.975	535.784	0.9	0.6	-1.5
Directory, mailing list, and related compilations publishing sales.....			12/08	-	-	-	-	-	-	-	-
Directory, mailing list, and related compilations publishing sales.....			12/08	-	-	-	-	-	-	-	-
Directory, mailing list, and related compilations publishing sales.....			12/08	-	-	-	-	-	-	-	-
Greeting card publishing sales.....			12/85	-	-	-	-	-	-	-	-
Greeting card publishing sales.....			12/85	-	-	-	-	-	-	-	-
Greeting card publishing sales.....			12/85	-	-	-	-	-	-	-	-
Calendars, yearbooks, and other miscellaneous publishing sales.....			12/89	-	-	-	-	-	-	-	-
Calendars, yearbooks, and other miscellaneous publishing sales.....			12/89	-	-	-	-	-	-	-	-
Calendars, yearbooks, and other miscellaneous publishing sales.....			12/89	-	-	-	-	-	-	-	-
Internet publishing and broadcasting subscription, content access, and licensing sales.....			12/09	-	-	-	-	-	-	-	-
Internet publishing and broadcasting subscription, content access, and licensing sales.....			12/09	-	-	-	-	-	-	-	-
Internet publishing and broadcasting subscription, content access, and licensing sales.....			12/09	-	-	-	-	-	-	-	-
Application software publishing.....			06/09	-	-	-	-	-	-	-	-
Application software publishing.....			06/09	-	-	-	-	-	-	-	-
Desktop and portable device application software publishing.....			12/08	-	-	-	-	-	-	-	-
Application software publishing, cross-industry, vertical market, utilities, and other.....			12/08	-	-	-	-	-	-	-	-
Application software publishing, game software.....	34	2104	12/13	67.681	69.606	69.189	84.423	-	-0.6	22.0	-

See footnotes at end of table.

Table 8. Producer price indexes and percentage changes for selected commodity and service groupings and individual items, seasonally adjusted — Continued
 [February 2022, Index base 1982=100, unless otherwise indicated]

Title	Commodity code		Other index base	Seasonally adjusted index ¹					Seasonally adjusted 1-month percent change ¹		
	Group code	Item code		Oct. 2021	Nov. 2021 ^P	Dec. 2021 ^P	Jan. 2022 ^P	Feb. 2022 ^P	Nov. to Dec. ^P	Dec. to Jan. ^P	Jan. to Feb. ^P
Affiliate agreements, programming sales, and retransmission fees for cable and broadcast tv.....	35	1	06/09	153.282	153.327	153.774	154.158	153.550	0.3	0.2	-0.4
Affiliate agreements, programming sales, and retransmission fees for cable and broadcast tv.....	35	11	06/09	153.282	153.327	153.774	154.158	153.550	0.3	0.2	-0.4
Affiliate agreements, programming sales, and retransmission fees for cable and broadcast tv.....	35	1101	12/08	156.129	156.178	156.626	156.862	156.553	0.3	0.2	-0.2
Affiliate agreements, programming sales, and retransmission fees for radio.....			06/09	-	-	-	-	-	-	-	-
Affiliate agreements, programming sales, and retransmission fees for radio.....			06/09	-	-	-	-	-	-	-	-
Affiliate agreements, programming sales, and retransmission fees for radio.....			12/08	-	-	-	-	-	-	-	-
Advertising space sales in periodicals, newspapers, directories, and mailing lists.....	36	1	06/09	-	-	-	-	-	-	-	-
Advertising space sales in periodicals and newspapers.....	36	11	06/09	-	-	-	-	-	-	-	-
Advertising space sales in periodicals.....	36	1101		436.904	433.366	434.075	440.634	442.399	0.2	1.5	0.4
Advertising space sales in newspapers.....	36	1102		-	-	-	-	-	-	-	-
Advertising space sales in directories and mailing lists.....	36	12	12/08	-	-	-	-	-	-	-	-
Advertising space sales in directories and mailing lists.....	36	1201	12/08	-	-	-	-	-	-	-	-
Television advertising time sales.....	36	2	06/09	95.193	100.037	103.209	104.610	101.179	3.2	1.4	-3.3
Television advertising time sales.....	36	21	06/09	95.193	100.037	103.209	104.610	101.179	3.2	1.4	-3.3
Broadcast and network television advertising time sales.....	36	2101	12/08	83.059	84.914	88.542	93.124	88.122	4.3	5.2	-5.4
Cable network advertising time sales.....	36	2102	12/08	-	-	-	-	-	-	-	-
Local cable system advertising time sales.....	36		12/08	-	-	-	-	-	-	-	-
Radio advertising time sales.....	36	3	03/09	97.760	107.058	106.138	91.823	100.991	-0.9	-13.5	10.0
Radio advertising time sales.....	36	31	03/09	97.760	107.058	106.138	91.823	100.991	-0.9	-13.5	10.0
Radio advertising time sales.....	36	3101	03/09	97.760	107.058	106.138	91.823	100.991	-0.9	-13.5	10.0
Internet advertising sales, excluding Internet advertising sold by print publishers.....			12/09	-	-	-	-	-	-	-	-
Internet advertising sales, excluding Internet advertising sold by print publishers.....			12/09	-	-	-	-	-	-	-	-
Internet advertising sales, excluding Internet advertising sold by print publishers.....			12/09	-	-	-	-	-	-	-	-
Wired telephone services.....	37	1	06/09	-	-	-	-	-	-	-	-
Residential wired telephone services.....	37	11	06/09	146.219	146.850	146.692	146.768	146.183	-0.1	0.1	-0.4
Local residential wired telephone service.....	37	1101	12/08	149.413	149.347	149.266	149.192	149.192	-0.1	0.0	0.0
Long distance residential wired telephone service.....	37	1102	03/09	140.974	142.327	142.095	143.033	141.616	-0.2	0.7	-1.0
All-distance residential wired telephone service.....	37	1103	12/11	140.370	140.601	140.863	139.742	139.463	0.2	-0.8	-0.2
Business wired telephone services.....			06/09	-	-	-	-	-	-	-	-
Local business wired telephone service.....			12/08	-	-	-	-	-	-	-	-
Long distance business wired telephone service.....	37	1202	04/09	96.846	96.711	97.548	98.874	98.578	0.9	1.4	-0.3
Private line wired telephone service.....	37	1204	12/11	91.851	92.117	92.276	92.671	92.857	0.2	0.4	0.2
Other wired telephone services.....			12/08	-	-	-	-	-	-	-	-
Other wired telephone services.....			12/08	-	-	-	-	-	-	-	-
Wireless telecommunication services.....	37	2	06/09	64.697	64.853	64.798	64.699	65.143	-0.1	-0.2	0.7
Cellular phone and other wireless telecommunication services.....	37	21	03/09	63.212	63.367	63.315	63.207	63.577	-0.1	-0.2	0.6
Cellular phone and other wireless telecommunication services.....	37	2101	03/09	63.212	63.367	63.315	63.207	63.577	-0.1	-0.2	0.6
Cable and satellite subscriber services.....	37	3	12/08	144.324	144.733	144.968	147.542	147.317	0.2	1.8	-0.2
Cable and satellite subscriber services.....	37	31	12/08	144.324	144.733	144.968	147.542	147.317	0.2	1.8	-0.2
Cable and satellite subscriber services.....	37	3101	12/08	144.324	144.733	144.968	147.542	147.317	0.2	1.8	-0.2
Internet access services.....			03/09	-	-	-	-	-	-	-	-
Internet access services.....			03/09	-	-	-	-	-	-	-	-
Residential Internet access services.....			12/11	-	-	-	-	-	-	-	-
Business Internet access services.....	37	4103	12/11	-	-	-	-	-	-	-	-
Bundled wired telecommunications access services.....			12/11	-	-	-	-	-	-	-	-
Bundled wired telecommunications access services.....			12/11	-	-	-	-	-	-	-	-
Bundled wired telecommunications access services.....			12/11	-	-	-	-	-	-	-	-
Data processing and related services.....			06/09	-	-	-	-	-	-	-	-
Data processing and related services.....			06/09	-	-	-	-	-	-	-	-
Hosting, ASP and other IT infrastructure provisioning services.....			12/08	-	-	-	-	-	-	-	-
Business process management services.....			12/08	-	-	-	-	-	-	-	-
Data management, information transformation and other services.....			12/08	-	-	-	-	-	-	-	-
Loan services (partial).....	39	1	06/09	134.805	136.097	137.992	137.813	134.246	1.4	-0.1	-2.6
Business loans (partial).....	39	11	04/09	201.926	202.540	206.558	205.081	199.168	2.0	-0.7	-2.9
Business loans (partial).....	39	1101	04/09	201.926	202.540	206.558	205.081	199.168	2.0	-0.7	-2.9
Consumer loans (partial).....	39	12	06/09	114.075	116.091	117.279	117.017	114.026	1.0	-0.2	-2.6
Residential real estate loans (partial).....			04/09	-	-	-	-	-	-	-	-
Vehicle loans (partial).....	39	1202	04/09	62.365	62.798	62.431	62.347	63.152	-0.6	-0.1	1.3

See footnotes at end of table.

Table 8. Producer price indexes and percentage changes for selected commodity and service groupings and individual items, seasonally adjusted — Continued
 [February 2022, Index base 1982=100, unless otherwise indicated]

Title	Commodity code		Other index base	Seasonally adjusted index ¹					Seasonally adjusted 1-month percent change ¹		
	Group code	Item code		Oct. 2021	Nov. 2021 ^P	Dec. 2021 ^P	Jan. 2022 ^P	Feb. 2022 ^P	Nov. to Dec. ^P	Dec. to Jan. ^P	Jan. to Feb. ^P
Credit cards, overdraft credit, and related plans (partial).....	39	1203	04/09	153.148	152.427	153.548	153.950	153.502	0.7	0.3	-0.3
Other loans and loan services (partial).....			04/09	-	-	-	-	-	-	-	-
Other loans and loan services (partial).....			04/09	-	-	-	-	-	-	-	-
Deposit services (partial).....			04/09	-	-	-	-	-	-	-	-
Deposit services (partial).....			04/09	-	-	-	-	-	-	-	-
Deposit services (partial).....			04/09	-	-	-	-	-	-	-	-
Other credit intermediation services, including trust services (partial).....			04/09	-	-	-	-	-	-	-	-
Other credit intermediation services, including trust services (partial).....			04/09	-	-	-	-	-	-	-	-
Other credit intermediation services, including trust services (partial).....			04/09	-	-	-	-	-	-	-	-
Securities brokerage, dealing, investment advice, and related services.....			06/09	-	-	-	-	-	-	-	-
Securities brokerage, dealing, investment advice, and related services.....			06/09	-	-	-	-	-	-	-	-
Securities brokerage, dealing, and investment advice.....			12/08	-	-	-	-	-	-	-	-
Securities brokerage and dealing related services (partial).....			12/08	-	-	-	-	-	-	-	-
Portfolio management.....			12/08	-	-	-	-	-	-	-	-
Portfolio management.....			12/08	-	-	-	-	-	-	-	-
Portfolio management.....			12/08	-	-	-	-	-	-	-	-
Investment banking.....			12/08	-	-	-	-	-	-	-	-
Investment banking.....			12/08	-	-	-	-	-	-	-	-
Investment banking.....			12/08	-	-	-	-	-	-	-	-
Insurance.....	41	1	06/09	125.916	125.984	126.228	126.429	126.842	0.2	0.2	0.3
Insurance.....	41	11	06/09	125.916	125.984	126.228	126.429	126.842	0.2	0.2	0.3
Life insurance.....	41	1101	03/09	-	-	-	-	-	-	-	-
Disability insurance, including accidental death.....	41	1102	03/09	-	-	-	-	-	-	-	-
Health and medical insurance.....	41	1103	03/09	141.792	142.085	142.445	141.740	141.800	0.3	-0.5	0.0
Property and casualty insurance.....	41	1104	03/09	-	-	-	-	-	-	-	-
Annuities.....			03/09	-	-	-	-	-	-	-	-
Annuities.....			03/09	-	-	-	-	-	-	-	-
Annuities.....			03/09	-	-	-	-	-	-	-	-
Commissions from sales of insurance.....	42	1	06/09	-	-	-	-	-	-	-	-
Commissions from sales of insurance.....	42	11	06/09	-	-	-	-	-	-	-	-
Commissions from sales of life insurance and annuities.....	42	1101	06/09	104.347	104.458	104.537	104.173	104.277	0.1	-0.3	0.1
Commissions from sales of health and medical insurance.....			06/09	-	-	-	-	-	-	-	-
Commissions from sales of property and casualty insurance.....	42	1103	06/09	-	-	-	-	-	-	-	-
Commissions from sales of other insurance.....			06/09	-	-	-	-	-	-	-	-
Nonresidential real estate services.....			06/09	-	-	-	-	-	-	-	-
Nonresidential real estate rents.....	43	11	06/09	-	-	-	-	-	-	-	-
Office buildings, gross rents.....			12/08	-	-	-	-	-	-	-	-
Retail properties, gross rents.....			04/09	-	-	-	-	-	-	-	-
Industrial buildings, gross rents.....			04/09	-	-	-	-	-	-	-	-
Self-service storage and miniwarehouses, gross rents.....	43	1104	12/08	-	-	-	-	-	-	-	-
Other nonresidential buildings, gross rents.....			12/08	-	-	-	-	-	-	-	-
Nonresidential property sales and leases including land, brokerage fees and commissions.....			12/08	-	-	-	-	-	-	-	-
Nonresidential property sales and leases including land, brokerage fees and commissions.....			12/08	-	-	-	-	-	-	-	-
Nonresidential property management fees.....			12/08	-	-	-	-	-	-	-	-
Nonresidential property management fees.....			12/08	-	-	-	-	-	-	-	-
Residential real estate services (partial).....	43	2	06/09	160.514	160.958	161.922	163.337	165.187	0.6	0.9	1.1
Residential property sales and rental, brokerage fees and commissions.....	43	21	12/08	176.352	176.873	177.564	179.601	181.755	0.4	1.1	1.2
Residential property sales and rental, brokerage fees and commissions.....	43	2101	12/08	176.352	176.873	177.564	179.601	181.755	0.4	1.1	1.2
Residential property management fees.....			12/08	-	-	-	-	-	-	-	-
Residential property management fees.....			12/08	-	-	-	-	-	-	-	-
Real estate appraisal fees.....			12/08	-	-	-	-	-	-	-	-
Real estate appraisal fees.....			12/08	-	-	-	-	-	-	-	-
Real estate appraisal fees.....			12/08	-	-	-	-	-	-	-	-
Passenger car rental.....	44	1	03/09	110.534	111.106	111.676	105.339	103.048	0.5	-5.7	-2.2
Passenger car rental.....	44	11	03/09	110.534	111.106	111.676	105.339	103.048	0.5	-5.7	-2.2
Passenger car rental.....	44	1101	03/09	110.534	111.106	111.676	105.339	103.048	0.5	-5.7	-2.2
Truck, trailer, and RV rental and leasing.....			06/09	-	-	-	-	-	-	-	-
Truck, trailer, and RV rental and leasing.....			06/09	-	-	-	-	-	-	-	-
Truck, truck trailer and RV rental.....			12/08	-	-	-	-	-	-	-	-
Truck, truck trailer and RV leasing.....			12/08	-	-	-	-	-	-	-	-
Construction, mining, and forestry machinery and equipment rental and leasing.....			03/09	-	-	-	-	-	-	-	-

See footnotes at end of table.

Table 8. Producer price indexes and percentage changes for selected commodity and service groupings and individual items, seasonally adjusted — Continued
 [February 2022, Index base 1982=100, unless otherwise indicated]

Title	Commodity code		Other index base	Seasonally adjusted index ¹					Seasonally adjusted 1-month percent change ¹		
	Group code	Item code		Oct. 2021	Nov. 2021 ^P	Dec. 2021 ^P	Jan. 2022 ^P	Feb. 2022 ^P	Nov. to Dec. ^P	Dec. to Jan. ^P	Jan. to Feb. ^P
Construction, mining, and forestry machinery and equipment rental and leasing.....			03/09	-	-	-	-	-	-	-	-
Construction, mining, and forestry machinery and equipment rental and leasing.....			03/09	-	-	-	-	-	-	-	-
Legal services.....	45	1	03/09	148.604	149.168	149.839	151.350	151.853	0.4	1.0	0.3
Legal services.....	45	11	03/09	148.604	149.168	149.839	151.350	151.853	0.4	1.0	0.3
Legal services.....	45	1101	03/09	148.604	149.168	149.839	151.350	151.853	0.4	1.0	0.3
Accounting services (partial).....	45	2	06/09	115.139	115.279	115.412	115.018	116.196	0.1	-0.3	1.0
Accounting services, excluding payroll.....	45	21	06/09	115.139	115.279	115.412	115.018	116.196	0.1	-0.3	1.0
Financial auditing.....	45	2101	12/08	-	-	-	-	-	-	-	-
Tax preparation and planning.....	45	2102	04/09	117.616	117.766	116.284	113.709	115.761	-1.3	-2.2	1.8
Bookkeeping and compilation.....			12/08	-	-	-	-	-	-	-	-
Other accounting services, including billing and review.....			12/08	-	-	-	-	-	-	-	-
Architectural and engineering services.....	45	3	06/09	122.423	122.491	122.483	125.659	125.580	0.0	2.6	-0.1
Architectural services.....			03/09	-	-	-	-	-	-	-	-
Architectural services.....			03/09	-	-	-	-	-	-	-	-
Engineering services.....	45	32	03/09	124.934	124.977	124.964	128.641	128.455	0.0	2.9	-0.1
Engineering services.....	45	3201	03/09	124.934	124.977	124.964	128.641	128.455	0.0	2.9	-0.1
Management, scientific, and technical consulting services.....	45	4	06/09	113.994	113.699	114.131	116.208	115.828	0.4	1.8	-0.3
Management consulting services.....	45	41	06/09	113.994	113.699	114.131	116.208	115.828	0.4	1.8	-0.3
Administrative and general management consulting services.....	45	4101	12/08	135.541	135.795	136.816	138.127	137.659	0.8	1.0	-0.3
Human resources consulting services.....			12/08	-	-	-	-	-	-	-	-
Marketing consulting services.....			12/08	-	-	-	-	-	-	-	-
Process, physical distribution, and logistics consulting services.....			12/08	-	-	-	-	-	-	-	-
Other management consulting services.....			12/08	-	-	-	-	-	-	-	-
Advertising and related services (partial).....			12/08	-	-	-	-	-	-	-	-
Advertising agency services.....			12/08	-	-	-	-	-	-	-	-
Advertising agency services.....			12/08	-	-	-	-	-	-	-	-
Information technology (IT) technical support and consulting services (partial).....	45	6	12/08	-	-	-	-	-	-	-	-
Information technology (IT) technical support and consulting services (partial).....	45	61	12/08	-	-	-	-	-	-	-	-
Information technology (IT) technical support and consulting services (partial).....	45	6101	12/08	-	-	-	-	-	-	-	-
Permanent placement services.....			03/09	-	-	-	-	-	-	-	-
Permanent placement services.....			03/09	-	-	-	-	-	-	-	-
Employment placement services.....			03/09	-	-	-	-	-	-	-	-
Executive search services.....			12/08	-	-	-	-	-	-	-	-
Executive search services.....			12/08	-	-	-	-	-	-	-	-
Executive search services.....			12/08	-	-	-	-	-	-	-	-
Staffing services.....	46	3	06/09	123.566	124.739	125.793	126.692	126.423	0.8	0.7	-0.2
Temporary help services.....			03/09	-	-	-	-	-	-	-	-
Temporary help services.....			03/09	-	-	-	-	-	-	-	-
Co-employment staffing services.....	46	32	12/08	117.853	117.905	117.898	117.165	117.165	0.0	-0.6	0.0
Co-employment staffing services.....	46	3201	12/08	117.853	117.905	117.898	117.165	117.165	0.0	-0.6	0.0
Arrangement of flights (partial).....	47	1	06/09	89.923	90.093	89.946	90.635	89.952	-0.2	0.8	-0.8
Arrangement of international flights.....	47	11	12/08	105.856	105.928	105.762	106.843	105.804	-0.2	1.0	-1.0
Arrangement of international flights.....	47	1101	12/08	105.856	105.928	105.762	106.843	105.804	-0.2	1.0	-1.0
Arrangement of domestic flights.....			12/08	-	-	-	-	-	-	-	-
Arrangement of domestic flights (partial).....			12/08	-	-	-	-	-	-	-	-
Arrangement of vehicle rentals and lodging.....	47	2	12/08	-	-	-	-	-	-	-	-
Arrangement of vehicle rentals and lodging.....	47	21	12/08	-	-	-	-	-	-	-	-
Arrangement of vehicle rentals and lodging (partial).....	47	2101	12/08	-	-	-	-	-	-	-	-
Arrangement of cruises and tours.....			12/08	-	-	-	-	-	-	-	-
Arrangement of cruises and tours.....			12/08	-	-	-	-	-	-	-	-
Arrangement of cruises and tours.....			12/08	-	-	-	-	-	-	-	-
Other travel arrangements (partial).....			12/08	-	-	-	-	-	-	-	-
Other travel arrangements (partial).....			12/08	-	-	-	-	-	-	-	-
Other travel arrangements (partial).....			12/08	-	-	-	-	-	-	-	-
Security guard services.....			03/09	-	-	-	-	-	-	-	-
Security guard services.....			03/09	-	-	-	-	-	-	-	-
Security guard services.....			03/09	-	-	-	-	-	-	-	-
Janitorial services.....			03/09	-	-	-	-	-	-	-	-
Janitorial services.....			03/09	-	-	-	-	-	-	-	-
Janitorial services.....			03/09	-	-	-	-	-	-	-	-

See footnotes at end of table.

Table 8. Producer price indexes and percentage changes for selected commodity and service groupings and individual items, seasonally adjusted — Continued
 [February 2022, Index base 1982=100, unless otherwise indicated]

Title	Commodity code		Other index base	Seasonally adjusted index ¹					Seasonally adjusted 1-month percent change ¹		
	Group code	Item code		Oct. 2021	Nov. 2021 ^P	Dec. 2021 ^P	Jan. 2022 ^P	Feb. 2022 ^P	Nov. to Dec. ^P	Dec. to Jan. ^P	Jan. to Feb. ^P
Waste collection.....	50	1	12/08	142.466	142.980	143.671	144.000	145.322	0.5	0.2	0.9
Solid waste collection.....	50	11	12/08	142.466	142.980	143.671	144.000	145.322	0.5	0.2	0.9
Solid waste collection.....	50	1101	12/08	142.466	142.980	143.671	144.000	145.322	0.5	0.2	0.9
Outpatient care (partial).....	51	1	06/09	123.870	124.044	124.145	125.049	125.311	0.1	0.7	0.2
Outpatient care (partial).....	51	11	06/09	123.870	124.044	124.145	125.049	125.311	0.1	0.7	0.2
Physician care.....	51	1101	03/09	115.701	116.054	116.232	115.682	115.897	0.2	-0.5	0.2
Medical laboratory and diagnostic imaging center care.....			03/09	-	-	-	-	-	-	-	-
Home health and hospice care.....	51	1103	12/08	118.412	118.636	118.820	119.579	119.615	0.2	0.6	0.0
Hospital outpatient care.....	51	1104	12/08	-	-	-	-	-	-	-	-
Dental care.....	51	1105	06/10	123.448	123.579	123.726	125.977	126.959	0.1	1.8	0.8
Inpatient care.....	51	2	06/09	136.942	137.259	137.618	138.843	138.688	0.3	0.9	-0.1
Inpatient care.....	51	21	06/09	136.942	137.259	137.618	138.843	138.688	0.3	0.9	-0.1
Hospital inpatient care.....	51	2101	12/08	138.883	139.120	139.547	141.096	140.855	0.3	1.1	-0.2
Nursing home care.....	51	2102	12/08	134.447	135.152	135.324	135.299	135.429	0.1	0.0	0.1
Intellectual and developmental disability center care.....	51	2103	12/08	167.395	167.531	167.507	168.807	168.976	0.0	0.8	0.1
Sales of blood and blood products, organs, and tissues.....			03/09	-	-	-	-	-	-	-	-
Sales of blood and blood products, organs, and tissues.....			03/09	-	-	-	-	-	-	-	-
Sales of blood and blood products, organs, and tissues.....			03/09	-	-	-	-	-	-	-	-
Traveler accommodation services.....	53	1	06/09	121.293	126.447	131.399	132.805	128.339	3.9	1.1	-3.4
Traveler accommodation services.....	53	11	06/09	121.293	126.447	131.399	132.805	128.339	3.9	1.1	-3.4
Guestroom or unit rental.....	53	1101	03/09	124.875	130.737	136.295	137.624	132.560	4.3	1.0	-3.7
Other traveler accommodation services.....			03/09	-	-	-	-	-	-	-	-
Food and beverage for immediate consumption services (partial).....	54	1	06/09	-	-	-	-	-	-	-	-
Food and nonalcoholic beverages for immediate consumption (partial).....	54	11	04/09	-	-	-	-	-	-	-	-
Food and nonalcoholic beverages for immediate consumption (partial).....	54	1101	04/09	-	-	-	-	-	-	-	-
Alcoholic beverages for immediate consumption (partial).....			12/08	-	-	-	-	-	-	-	-
Alcoholic beverages for immediate consumption (partial).....			12/08	-	-	-	-	-	-	-	-
Commercial and industrial machinery and equipment repair and maintenance.....	55	1	03/09	132.741	133.227	133.453	134.718	138.849	0.2	0.9	3.1
Commercial and industrial machinery and equipment repair and maintenance.....	55	11	03/09	132.741	133.227	133.453	134.718	138.849	0.2	0.9	3.1
Commercial machinery repair and maintenance.....	55	1101	03/09	132.741	133.227	133.453	134.718	138.849	0.2	0.9	3.1
Motor vehicle repair and maintenance (partial).....	55	2	12/08	146.245	146.702	147.344	146.323	146.148	0.4	-0.7	-0.1
Motor vehicle repair and maintenance (partial).....	55	21	12/08	146.245	146.702	147.344	146.323	146.148	0.4	-0.7	-0.1
Motor vehicle repair and maintenance (partial).....	55	2101	12/08	146.245	146.702	147.344	146.323	146.148	0.4	-0.7	-0.1
Ship repair and maintenance.....			06/09	-	-	-	-	-	-	-	-
Ship repair and maintenance.....			06/09	-	-	-	-	-	-	-	-
Ship repair, military.....			12/08	-	-	-	-	-	-	-	-
Ship repair, nonmilitary.....	55	3102	12/08	-	-	-	-	-	-	-	-
Aircraft repair and maintenance.....	55	4	04/09	133.958	134.590	134.827	133.511	133.511	0.2	-1.0	0.0
Aircraft repair and maintenance.....	55	41	04/09	133.958	134.590	134.827	133.511	133.511	0.2	-1.0	0.0
Aircraft repair and maintenance.....	55	4101	04/09	133.958	134.590	134.827	133.511	133.511	0.2	-1.0	0.0
Membership dues and admissions and recreation facility use fees (partial).....	56	1	06/09	-	-	-	-	-	-	-	-
Membership dues and admissions and recreation facility use fees (partial).....	56	11	06/09	-	-	-	-	-	-	-	-
Membership dues.....	56	1101	04/09	-	-	-	-	-	-	-	-
Admissions and recreational facilities use fees (partial).....	56	1102	12/08	-	-	-	-	-	-	-	-
Recreational activity instruction fees (partial).....	56	2	12/08	-	-	-	-	-	-	-	-
Recreational activity instruction fees (partial).....	56	21	12/08	-	-	-	-	-	-	-	-
Recreational activity instruction fees (partial).....	56	2101	12/08	-	-	-	-	-	-	-	-
Gaming receipts (partial).....			12/08	-	-	-	-	-	-	-	-
Gaming receipts (partial).....			12/08	-	-	-	-	-	-	-	-
Gaming receipts (partial).....			12/08	-	-	-	-	-	-	-	-
Machinery and equipment and parts and supplies wholesaling.....			06/09	-	-	-	-	-	-	-	-
Machinery and equipment and parts and supplies wholesaling.....			06/09	-	-	-	-	-	-	-	-
Parts and supplies for machinery and equipment wholesaling.....			03/09	-	-	-	-	-	-	-	-
Machinery and vehicle wholesaling.....			05/19	-	-	-	-	-	-	-	-
Professional and commercial equipment wholesaling.....			05/19	-	-	-	-	-	-	-	-
Furnishings wholesaling.....			03/09	-	-	-	-	-	-	-	-
Furnishings wholesaling.....			03/09	-	-	-	-	-	-	-	-
Furnishings wholesaling.....			03/09	-	-	-	-	-	-	-	-
Building materials, paint, and hardware wholesaling.....	57	3	03/09	134.607	130.335	130.900	134.945	135.062	0.4	3.1	0.1
Building materials, paint, and hardware wholesaling.....	57	31	03/09	134.607	130.335	130.900	134.945	135.062	0.4	3.1	0.1
Building materials, paint, and hardware wholesaling.....	57	3101	03/09	134.607	130.335	130.900	134.945	135.062	0.4	3.1	0.1
Metals, minerals, and ores wholesaling.....			03/09	-	-	-	-	-	-	-	-

See footnotes at end of table.

Table 8. Producer price indexes and percentage changes for selected commodity and service groupings and individual items, seasonally adjusted — Continued
 [February 2022, Index base 1982=100, unless otherwise indicated]

Title	Commodity code		Other index base	Seasonally adjusted index ¹					Seasonally adjusted 1-month percent change ¹		
	Group code	Item code		Oct. 2021	Nov. 2021 ^P	Dec. 2021 ^P	Jan. 2022 ^P	Feb. 2022 ^P	Nov. to Dec. ^P	Dec. to Jan. ^P	Jan. to Feb. ^P
Metals, minerals, and ores wholesaling.....			03/09	-	-	-	-	-	-	-	-
Metals, minerals, and ores wholesaling.....			03/09	-	-	-	-	-	-	-	-
Chemicals and allied products wholesaling.....	57	5	03/09	-	-	-	-	-	-	-	-
Chemicals and allied products wholesaling.....	57	51	03/09	-	-	-	-	-	-	-	-
Chemicals and allied products wholesaling.....	57	5101	03/09	-	-	-	-	-	-	-	-
Paper and plastics products wholesaling.....			03/09	-	-	-	-	-	-	-	-
Paper and plastics products wholesaling.....			03/09	-	-	-	-	-	-	-	-
Paper and plastics products wholesaling.....			03/09	-	-	-	-	-	-	-	-
Apparel wholesaling.....			03/09	-	-	-	-	-	-	-	-
Apparel wholesaling.....			03/09	-	-	-	-	-	-	-	-
Apparel wholesaling.....			03/09	-	-	-	-	-	-	-	-
Food and alcohol wholesaling.....			06/09	-	-	-	-	-	-	-	-
Food and alcohol wholesaling.....			06/09	-	-	-	-	-	-	-	-
Food wholesaling.....			03/09	-	-	-	-	-	-	-	-
Alcohol wholesaling.....			02/09	-	-	-	-	-	-	-	-
Other commodities wholesaling.....			03/09	-	-	-	-	-	-	-	-
Other commodities wholesaling.....			03/09	-	-	-	-	-	-	-	-
Other commodities wholesaling.....			03/09	-	-	-	-	-	-	-	-
Food and alcohol retailing.....	58	1	03/09	141.907	144.055	146.489	148.116	150.737	1.7	1.1	1.8
Food and alcohol retailing.....	58	11	03/09	141.907	144.055	146.489	148.116	150.737	1.7	1.1	1.8
Food retailing.....	58	1102	09/15	112.325	114.214	116.390	117.348	119.695	1.9	0.8	2.0
Alcohol retailing.....			09/15	-	-	-	-	-	-	-	-
Health and beauty care retailing, including optical goods.....			03/09	-	-	-	-	-	-	-	-
Health and beauty care retailing, including optical goods.....			03/09	-	-	-	-	-	-	-	-
Health and beauty care retailing, including optical goods.....			03/09	-	-	-	-	-	-	-	-
Apparel, jewelry, footwear, and accessories retailing.....	58	3	06/09	119.929	125.570	126.551	124.995	122.263	0.8	-1.2	-2.2
Apparel, jewelry, footwear, and accessories retailing.....	58	31	06/09	119.929	125.570	126.551	124.995	122.263	0.8	-1.2	-2.2
Apparel, footwear, and accessories retailing.....	58	3101	03/09	118.475	123.068	124.016	120.625	117.453	0.8	-2.7	-2.6
Jewelry retailing.....	58	3102	03/09	-	-	-	-	-	-	-	-
Computer hardware, software, and supplies retailing.....			03/09	-	-	-	-	-	-	-	-
Computer hardware, software, and supplies retailing.....			03/09	-	-	-	-	-	-	-	-
Computer hardware, software, and supplies retailing.....			03/09	-	-	-	-	-	-	-	-
TV, video, and photographic equipment and supplies retailing.....			03/09	-	-	-	-	-	-	-	-
TV, video, and photographic equipment and supplies retailing.....			03/09	-	-	-	-	-	-	-	-
TV, video, and photographic equipment and supplies retailing.....			03/09	-	-	-	-	-	-	-	-
Automobiles and automobile parts retailing.....	58	6	06/09	186.845	189.914	200.497	210.819	206.835	5.6	5.1	-1.9
Automobiles and automobile parts retailing.....	58	61	06/09	186.845	189.914	200.497	210.819	206.835	5.6	5.1	-1.9
Automobile retailing (Partial).....	58	6101	03/09	222.397	227.580	244.655	262.751	255.294	7.5	7.4	-2.8
Automotive parts, including tires, retailing.....			03/09	-	-	-	-	-	-	-	-
RVs, trailers, and campers retailing.....			03/09	-	-	-	-	-	-	-	-
RVs, trailers, and campers retailing.....			03/09	-	-	-	-	-	-	-	-
RVs, trailers, and campers retailing.....			03/09	-	-	-	-	-	-	-	-
Sporting goods, including boats, retailing.....	58	9	03/09	121.494	131.289	125.421	123.119	122.869	-4.5	-1.8	-0.2
Sporting goods, including boats, retailing.....	58	91	03/09	121.494	131.289	125.421	123.119	122.869	-4.5	-1.8	-0.2
Sporting goods, including boats, retailing.....	58	9101	03/09	121.494	131.289	125.421	123.119	122.869	-4.5	-1.8	-0.2
Lawn, garden, and farm equipment and supplies retailing.....			03/09	-	-	-	-	-	-	-	-
Lawn, garden, and farm equipment and supplies retailing.....			03/09	-	-	-	-	-	-	-	-
Lawn, garden, and farm equipment and supplies retailing.....			03/09	-	-	-	-	-	-	-	-
Furniture retailing.....			03/09	-	-	-	-	-	-	-	-
Furniture retailing.....			03/09	-	-	-	-	-	-	-	-
Furniture retailing.....			03/09	-	-	-	-	-	-	-	-
Flooring and floor coverings retailing.....			03/09	-	-	-	-	-	-	-	-
Flooring and floor coverings retailing.....			03/09	-	-	-	-	-	-	-	-
Flooring and floor coverings retailing.....			03/09	-	-	-	-	-	-	-	-
Hardware and building materials and supplies retailing.....	58	D	03/09	171.606	163.217	166.503	181.192	192.585	2.0	8.8	6.3
Hardware and building materials and supplies retailing.....	58	D1	03/09	171.606	163.217	166.503	181.192	192.585	2.0	8.8	6.3
Hardware and building materials and supplies retailing.....	58	D101	03/09	171.606	163.217	166.503	181.192	192.585	2.0	8.8	6.3
Major household appliance retailing.....	58	E	03/09	114.992	115.457	117.670	127.961	124.142	1.9	8.7	-3.0
Major household appliance retailing.....	58	E1	03/09	114.992	115.457	117.670	127.961	124.142	1.9	8.7	-3.0
Major household appliance retailing.....	58	E101	03/09	114.992	115.457	117.670	127.961	124.142	1.9	8.7	-3.0
Fuels and lubricants retailing.....	58	F	06/09	215.405	230.705	259.009	231.832	225.575	12.3	-10.5	-2.7

See footnotes at end of table.

Table 8. Producer price indexes and percentage changes for selected commodity and service groupings and individual items, seasonally adjusted — Continued
 [February 2022, Index base 1982=100, unless otherwise indicated]

Title	Commodity code		Other index base	Seasonally adjusted index ¹					Seasonally adjusted 1-month percent change ¹		
	Group code	Item code		Oct. 2021	Nov. 2021 ^p	Dec. 2021 ^p	Jan. 2022 ^p	Feb. 2022 ^p	Nov. to Dec. ^p	Dec. to Jan. ^p	Jan. to Feb. ^p
Fuels and lubricants retailing.....	58	F1	06/09	215.405	230.705	259.009	231.832	225.575	12.3	-10.5	-2.7
Automotive fuels and lubricants retailing.....			03/09	-	-	-	-	-	-	-	-
Household fuels retailing.....	58	F102	03/09	129.444	127.687	144.629	135.445	128.967	13.3	-6.4	-4.8
Cleaning supplies and paper products retailing.....			03/09	-	-	-	-	-	-	-	-
Cleaning supplies and paper products retailing.....			03/09	-	-	-	-	-	-	-	-
Cleaning supplies and paper products retailing.....			03/09	-	-	-	-	-	-	-	-
Book retailing.....			03/09	-	-	-	-	-	-	-	-
Book retailing.....			03/09	-	-	-	-	-	-	-	-
Book retailing.....			03/09	-	-	-	-	-	-	-	-
Other merchandise retailing (partial).....	58	I	03/09	121.154	122.719	120.640	124.856	127.103	-1.7	3.5	1.8
Other merchandise retailing (partial).....	58	I1	03/09	121.154	122.719	120.640	124.856	127.103	-1.7	3.5	1.8
Other merchandise retailing (partial).....	58	I101	03/09	121.154	122.719	120.640	124.856	127.103	-1.7	3.5	1.8
Metal treatment services.....			12/84	-	-	-	-	-	-	-	-
Metal treatment services.....			12/84	-	-	-	-	-	-	-	-
Metal plating and polishing.....	59	1101	12/84	217.910	218.831	222.888	222.241	222.908	1.9	-0.3	0.3
Metal coating and allied services.....			12/84	-	-	-	-	-	-	-	-
Metal heat treating.....			06/85	-	-	-	-	-	-	-	-
Mining services.....	60	1	06/85	-	-	-	-	-	-	-	-
Mining services.....	60	11	06/85	-	-	-	-	-	-	-	-
Metal mining services.....			12/85	-	-	-	-	-	-	-	-
Support activities for coal mining.....	60	1102	06/85	-	-	-	-	-	-	-	-
Drilling oil and gas wells services.....	60	1103	12/85	-	-	-	-	-	-	-	-
Support activities for oil and gas operations.....	60	1103	12/85	-	-	-	-	-	-	-	-
Nonmetallic minerals mining services.....	60	1105	06/85	-	-	-	-	-	-	-	-
Contract work on textile products and apparel.....			06/10	-	-	-	-	-	-	-	-
Contract work on textile products and apparel.....			06/10	-	-	-	-	-	-	-	-
Contract work on textile products.....	61	1102	06/87	-	-	-	-	-	-	-	-
Contract work on apparel.....			06/87	-	-	-	-	-	-	-	-
Contract & commission receipts for tanning or finishing leather owned by others.....			06/11	-	-	-	-	-	-	-	-
Contract & commission receipts for tanning or finishing leather owned by others.....			06/11	-	-	-	-	-	-	-	-
Contract and commission receipts for tanning or finishing leather owned by others.....			12/97	-	-	-	-	-	-	-	-
New nonresidential building construction.....			06/09	-	-	-	-	-	-	-	-
New nonresidential building construction.....			06/09	-	-	-	-	-	-	-	-
New warehouse building construction.....			12/04	-	-	-	-	-	-	-	-
New school building construction.....			12/05	-	-	-	-	-	-	-	-
New office building construction.....			06/06	-	-	-	-	-	-	-	-
New industrial building construction.....			06/07	-	-	-	-	-	-	-	-
New health care building construction.....			06/12	-	-	-	-	-	-	-	-
Maintenance and repair of nonresidential buildings (partial).....	80	2	04/09	-	-	-	-	-	-	-	-
Maintenance and repair of nonresidential buildings (partial).....	80	21	04/09	-	-	-	-	-	-	-	-
Maintenance and repair of nonresidential buildings (partial).....	80	2101	04/09	-	-	-	-	-	-	-	-

¹ All indexes are subject to revision for 4 months after their originally scheduled publication to incorporate late reports and corrections by survey respondents. In addition, seasonally adjusted indexes are subject to change for up to 5 years due to the recalculation of seasonal factors published each January.

² Due to incomplete coverage of the services sector, some services indexes in this table reflect only a portion of their wherever-provided output. These indexes are flagged using the term "partial" at the end of their titles. For more information regarding wherever-provided services indexes, go to <https://www.bls.gov/ppi/wepnotice.htm>. This webpage includes methodology documentation, a table identifying missing coverage areas for those indexes with incomplete coverage, and a concordance table between wherever-provided services indexes and Census product codes.

p Preliminary

"-" Seasonal tests did not indicate the presence of seasonality.

Table 9. Producer price indexes for commodity and service groupings and individual items, not seasonally adjusted

[February 2022, Index base 1982=100, unless otherwise indicated]

Title	Commodity code		Other index base	Unadjusted index ¹				
	Group code	Item code		Oct. 2021	Nov. 2021 ^P	Dec. 2021 ^P	Jan. 2022 ^P	Feb. 2022 ^P
Goods								
All commodities.....	00	000000		240.465	243.272	241.321	245.407	252.838
Industrial commodities.....	IND	THRU15		243.292	246.074	243.213	247.185	255.057
Farm products, processed foods and feeds.....	PFF	PLUS02		224.262	227.158	229.519	234.094	239.368
Farm products.....	01	—		197.416	206.125	213.572	220.222	227.496
Fruits & melons, fresh/dry vegs. & nuts.....	01	1		217.461	251.065	229.028	229.062	225.355
Fresh fruits and melons.....	01	11		139.661	167.728	158.537	164.672	172.063
Citrus fruits.....	01	1101		311.250	304.499	281.639	300.767	320.783
Grapefruits.....	01	110101		646.460	648.919	628.306	624.212	621.856
Lemons.....	01	110104		387.488	292.965	290.872	290.872	284.853
Valencia oranges.....	01	110105		207.322	—	—	—	215.120
Navel oranges.....	01	110106		216.167	218.950	199.024	204.930	229.271
Tangerines.....	01	110108	12/91	483.106	509.780	456.784	562.893	585.226
Tangelos.....	01	110110	12/17	—	—	—	—	135.085
Other fruits and berries.....	01	1102		119.219	150.904	142.832	147.611	153.845
Avocados.....	01	110205	12/91	—	198.116	—	—	—
Kiwifruit.....	01	110206	12/91	—	235.673	219.671	216.327	216.327
Granny Smith apples.....	01	110208	12/91	175.111	159.794	159.794	162.911	165.217
Golden delicious apples.....	01	110211	12/91	207.667	199.118	197.817	193.832	197.148
Red delicious apples.....	01	110215		245.959	243.957	243.937	245.163	245.361
McIntosh apples.....	01	110216		230.724	225.613	227.033	227.033	228.896
Gala apples.....	01	110220	03/15	89.443	85.359	86.901	96.197	98.787
Pears.....	01	110221		131.415	126.314	125.102	124.812	126.431
Strawberries.....	01	110222		104.990	226.390	183.048	198.778	180.031
Raspberries.....	01	110224	12/91	27.250	—	—	—	—
Blackberries.....	01	110225	12/91	32.828	—	—	—	—
Grapes.....	01	110228		117.026	120.064	129.272	129.272	154.949
Table grapes.....	01	1102281	12/11	130.327	140.720	172.220	—	—
Wine grapes.....	01	1102283	12/11	90.198	90.198	90.198	90.198	108.964
Juice grapes.....	01	1102284	01/16	123.960	123.960	123.960	123.960	123.960
Fuji apples.....	01	110229	03/15	112.674	114.963	114.963	114.036	114.146
Empire apples.....	01	110230	10/15	123.030	123.030	123.030	123.030	128.043
Melons.....	01	1103	12/91	142.335	220.675	—	—	—
Cantaloupes.....	01	110301		172.556	267.531	—	—	—
Honeydews.....	01	110302	12/91	386.645	—	—	—	—
Watermelons.....	01	110303	12/91	168.058	—	—	—	—
Fresh and dry vegetables.....	01	13		293.248	327.043	278.322	268.616	243.422
Dry vegetables.....	01	1301		301.453	295.518	291.086	287.239	288.136
Dry beans.....	01	13011	09/15	195.109	187.938	186.087	183.634	183.248
Dry pinto beans.....	01	130110	12/91	535.602	508.959	500.077	485.888	485.888
Dry great northern beans.....	01	130111	12/91	329.251	329.251	329.251	—	329.251
Dry pink beans.....	01	130112	12/91	372.805	372.805	372.805	372.805	372.805
Dry pea beans.....	01	130113		265.217	266.014	265.217	265.217	265.217
Dry kidney beans.....	01	130114	12/11	117.276	112.232	113.493	116.731	116.731
Dry small red beans.....	01	130115	12/11	86.262	88.383	88.383	87.959	87.747
Dry garbanzo beans.....	01	130116	12/11	101.085	90.779	88.084	88.084	86.304
Dry black beans.....	01	130117	09/15	212.823	210.308	211.224	208.593	208.135
Dry peas and lentils.....	01	13012	09/15	194.218	194.273	190.231	187.710	189.414
Dry peas.....	01	130120	12/91	480.537	480.734	472.304	463.213	463.213
Dry lentils.....	01	130121	12/91	381.477	381.477	370.816	370.816	381.477
Fresh vegetables, except potatoes.....	01	1302		323.525	366.689	291.579	275.736	237.127
Cabbage.....	01	130211		316.957	228.065	293.646	292.059	264.208
Carrots.....	01	130212		185.388	196.192	196.490	198.321	246.140
Celery.....	01	130213		181.295	286.120	208.710	290.099	242.857
Sweet corn.....	01	130214		247.627	304.420	309.613	183.240	206.217
Lettuce.....	01	130215		422.341	695.810	411.172	332.096	231.192
Dry onions.....	01	130216		209.874	214.895	223.382	234.533	312.480
Tomatoes.....	01	130217		474.084	309.307	284.561	249.662	288.751
Snap beans.....	01	130218		182.630	320.237	178.539	235.218	291.897
Green peas.....	01	130219	12/91	380.805	214.509	—	—	—
Broccoli.....	01	130222	12/91	413.717	240.294	317.570	208.153	164.355
Cauliflower.....	01	130223	12/91	112.159	65.517	62.000	174.819	84.053
Spinach.....	01	130224	12/91	552.363	651.788	432.421	677.828	490.814
Greens.....	01	130225	12/91	237.915	227.421	226.647	210.979	217.773
Endive.....	01	130226	12/91	512.645	512.645	534.895	537.496	478.375
Green peppers.....	01	130228	12/91	337.167	386.752	295.288	471.848	201.853

See footnotes at end of table.

Table 9. Producer price indexes for commodity and service groupings and individual items, not seasonally adjusted — Continued
 [February 2022, Index base 1982=100, unless otherwise indicated]

Title	Commodity code		Other index base	Unadjusted index ¹				
	Group code	Item code		Oct. 2021	Nov. 2021 ^P	Dec. 2021 ^P	Jan. 2022 ^P	Feb. 2022 ^P
Eggplant.....	01	130229	12/91	304.625	535.152	313.900	479.839	452.182
Squash.....	01	130231	12/91	217.675	201.194	126.330	364.829	276.058
Beets.....	01	130232	12/91	112.498	120.249	100.097	116.484	97.882
Cucumbers.....	01	130234	12/91	147.777	181.261	266.261	—	—
Artichokes.....	01	130235	12/11	141.807	167.169	168.919	189.922	111.774
Pumpkins.....	01	130236	12/11	150.080	—	—	—	—
Sweet potatoes.....	01	1303		156.589	153.069	151.654	150.204	148.526
Sweet potatoes.....	01	130301	12/91	101.240	98.964	98.049	97.112	96.027
Potatoes.....	01	1306	12/11	123.628	137.317	138.480	140.505	140.413
Round white potatoes.....	01	130602	12/91	—	204.115	204.115	204.115	208.587
Russet potatoes.....	01	130603	12/91	210.725	234.986	236.678	239.852	237.889
Round red potatoes.....	01	130604	12/91	196.747	201.491	210.770	222.842	237.091
Round yellow potatoes.....	01	130605	09/15	103.477	126.908	126.908	129.626	—
Tree nuts.....	01	19		1,145.406	1,316.358	1,322.716	1,303.385	1,310.126
Tree nuts.....	01	1901		1,145.406	1,316.358	1,322.716	1,303.385	1,310.126
Pecans.....	01	190101		624.813	624.813	624.813	702.915	702.915
Almonds.....	01	190102	12/91	305.188	361.015	361.015	361.015	361.015
Filberts.....	01	190103	12/91	232.432	258.258	258.258	258.258	258.258
Walnuts.....	01	190104	12/91	191.214	212.201	242.515	242.515	242.515
Macadamias.....	01	190105	12/91	506.013	506.013	506.013	506.013	506.013
Pistachios.....	01	190106	12/91	272.789	299.093	285.683	257.201	264.995
Grains.....	01	2		217.941	232.690	246.904	248.569	259.778
Wheat.....	01	21		238.787	254.482	262.467	253.978	257.358
Wheat.....	01	2101		238.787	254.482	262.467	253.978	257.358
Hard red winter wheat.....	01	210101		210.304	228.840	238.665	232.506	239.624
Hard red spring wheat.....	01	210102		296.655	313.374	321.395	294.194	299.985
Soft white wheat.....	01	210103		240.428	242.717	247.755	245.007	251.087
Soft red winter wheat.....	01	210104		212.877	228.315	234.722	234.535	238.102
Hard amber durum wheat.....	01	210105	12/84	455.750	474.986	474.935	479.907	395.106
Other grains.....	01	22		216.253	231.570	248.427	253.266	267.520
Barley.....	01	2201		301.896	327.070	351.634	349.932	347.409
Barley.....	01	220101		301.896	327.070	351.634	349.932	347.409
Corn.....	01	2202		210.071	224.813	241.216	246.086	260.179
Corn.....	01	220205		210.071	224.813	241.216	246.086	260.179
Oats.....	01	2203		360.983	430.609	448.712	436.766	465.859
Oats.....	01	220311		360.983	430.609	448.712	436.766	465.859
Rye.....	01	2204		111.089	111.089	—	—	—
Rye.....	01	220415		111.089	111.089	—	—	—
Sorghum.....	01	2205	12/91	240.131	256.743	274.671	279.476	297.281
Sorghum.....	01	220501	12/91	240.131	256.743	274.671	279.476	297.281
Rough rice.....	01	23	12/91	112.355	114.102	116.173	115.926	116.609
Rough rice.....	01	2301	12/91	112.355	114.102	116.173	115.926	116.609
Rough rice.....	01	230103	12/04	191.038	194.008	197.530	197.110	198.271
Long grain rough rice.....	01	2301031	09/15	120.183	121.101	122.018	123.853	123.853
Medium/short grain rough rice.....	01	2301032	09/15	128.025	132.484	138.217	132.484	135.159
Livestock.....	01	3		171.361	170.061	173.811	173.318	193.889
Slaughter cattle.....	01	31		183.373	191.155	197.068	197.939	211.384
Slaughter steers and heifers.....	01	3101		188.977	200.829	207.325	208.180	215.884
Slaughter steers and heifers.....	01	310199	12/91	179.064	190.294	196.449	197.259	204.559
Slaughter cows and bulls.....	01	3102		144.050	136.981	140.799	141.776	175.964
Slaughter cows and bulls.....	01	310299	12/91	129.544	123.187	126.621	127.499	158.245
Slaughter vealers.....	01	3103		83.772	84.215	84.318	84.153	85.238
Slaughter vealers.....	01	310399	12/91	72.371	72.753	72.842	72.700	73.637
Slaughter hogs.....	01	32		114.622	100.731	94.639	90.698	120.009
Slaughter barrows and gilts.....	01	3201		113.526	99.091	92.982	89.985	118.843
Slaughter barrows and gilts.....	01	320199	12/91	171.644	149.819	140.583	136.052	179.684
Slaughter sows.....	01	3202		133.285	142.590	138.322	99.654	140.224
Slaughter sows.....	01	320299	12/91	231.434	247.592	240.180	173.038	243.484
Slaughter lambs.....	01	33		408.740	466.417	506.455	546.441	481.483
Slaughter lambs.....	01	3301		408.740	466.417	506.455	546.441	481.483
Slaughter lambs.....	01	330199	12/91	471.395	537.915	584.090	630.205	555.290
Feeder and replacement cattle.....	01	34	09/21	98.007	99.872	106.481	107.470	114.910
Feeder and replacement cattle.....	01	3401	09/21	98.007	99.872	106.481	107.470	114.910
Feeder and replacement cattle.....	01	340199	09/21	98.007	99.872	106.481	107.470	114.910
Slaughter poultry.....	01	4		283.640	279.332	331.938	356.733	333.942

See footnotes at end of table.

Table 9. Producer price indexes for commodity and service groupings and individual items, not seasonally adjusted — Continued
 [February 2022, Index base 1982=100, unless otherwise indicated]

Title	Commodity code		Other index base	Unadjusted index ¹				
	Group code	Item code		Oct. 2021	Nov. 2021 ^P	Dec. 2021 ^P	Jan. 2022 ^P	Feb. 2022 ^P
Slaughter chickens.....	01	41		285.963	282.848	351.388	383.105	354.393
Broilers and other meat type chickens.....	01	4102		289.942	286.784	356.277	388.436	359.324
Slaughter chickens.....	01	410299	12/91	279.202	276.160	343.080	374.047	346.014
Slaughter turkeys.....	01	42		284.399	274.587	269.967	270.192	268.184
Slaughter turkeys.....	01	4201		284.399	274.587	269.967	270.192	268.184
Slaughter turkeys.....	01	420199	12/91	258.807	249.879	245.674	245.879	244.051
Slaughter ducks.....	01	43	12/91	269.894	269.894	269.894	269.894	269.894
Slaughter ducks.....	01	4301	12/91	269.894	269.894	269.894	269.894	269.894
Slaughter ducks.....	01	430199	12/91	269.894	269.894	269.894	269.894	269.894
Raw cotton.....	01	5		167.833	189.496	171.876	185.569	194.379
Raw cotton.....	01	51		166.121	187.562	170.122	183.675	192.396
Raw cotton.....	01	5101		166.121	187.562	170.122	183.675	192.396
Raw cotton.....	01	510101		166.121	187.562	170.122	183.675	192.396
Upland cotton.....	01	5101011	09/15	169.253	189.521	167.874	182.441	191.280
Pima cotton.....	01	5101012	09/15	116.462	151.284	187.667	187.667	194.364
Raw milk.....	01	6		150.292	158.684	166.313	184.622	165.092
Raw milk.....	01	61		150.900	159.325	166.985	185.369	165.760
Raw milk.....	01	6101		150.900	159.325	166.985	185.369	165.760
Raw milk.....	01	610102		150.900	159.325	166.985	185.369	165.760
Chicken eggs.....	01	7		165.077	157.684	224.694	193.605	243.051
Chicken eggs.....	01	71		165.077	157.684	224.694	193.605	243.051
Eggs for fresh use.....	01	7107	12/91	143.448	135.498	199.003	163.923	215.233
Eggs, jumbo.....	01	710701	12/84	198.953	178.680	216.571	212.168	234.001
Eggs, extra large.....	01	710702	12/84	177.138	159.729	229.263	185.076	243.963
Eggs, large.....	01	710703		172.021	162.444	252.381	201.764	264.715
Eggs, medium.....	01	710704	12/84	146.578	149.160	182.544	171.810	232.053
Eggs, small.....	01	710705	12/84	112.932	112.932	112.932	117.541	165.823
Breaker stock and checks and undergrades.....	01	7108	12/91	140.161	137.430	182.063	174.414	197.001
Breaker stock.....	01	710801	12/91	136.750	134.354	177.488	170.299	191.865
Checks and undergrades.....	01	710802	12/91	177.364	171.063	231.931	219.339	252.921
Hay, hayseeds, and oilseeds.....	01	8		256.146	257.112	265.227	289.906	318.201
Hay and hayseeds.....	01	81		422.177	427.936	426.328	462.114	502.152
Hay and hayseeds.....	01	8101		422.177	427.936	426.328	462.114	502.152
Alfalfa hay.....	01	810101		426.823	437.996	430.813	456.182	475.218
All other hay.....	01	810102	09/15	143.753	143.355	145.257	162.209	185.295
Oilseeds.....	01	83		226.417	226.813	235.633	257.986	283.721
Oilseeds.....	01	8301		226.417	226.813	235.633	257.986	283.721
Peanuts.....	01	830111		116.202	121.982	131.289	126.664	119.150
Cottonseed.....	01	830121		301.698	286.032	243.974	270.306	283.683
Soybeans.....	01	830131		203.688	203.615	213.190	235.206	262.004
Flaxseed.....	01	830151	12/91	566.793	607.278	607.278	607.278	406.461
Sunflower.....	01	830161	12/91	461.646	466.561	465.560	466.559	462.758
Canola.....	01	830171	12/11	147.504	162.393	159.079	168.331	163.067
Miscellaneous oil crops.....	01	830181	09/15	136.320	137.298	139.416	148.190	148.190
Processed foods and feeds.....	02	-		237.612	237.711	237.627	241.211	245.530
Cereal and bakery products.....	02	1		277.498	280.236	282.437	286.230	293.124
Bakery products.....	02	11		298.802	302.021	304.019	311.062	318.769
Bread (white, wheat, rye, etc.), including frozen.....	02	1102	06/06	145.383	145.920	147.533	149.291	155.220
Bread (white, wheat, rye, etc.), including frozen.....	02	110201	06/06	145.383	145.920	147.533	149.291	155.220
White pan bread.....	02	11020111	12/11	113.911	114.898	115.966	116.833	124.743
White hearth bread (French, Italian, etc.).....	02	11020112	12/11	126.152	126.548	129.272	130.217	133.339
Dark wheat breads (whole wheat, cracked wheat, multigrain, etc.).....	02	11020113	12/11	117.289	117.613	119.109	120.648	123.885
Other variety breads (rye, unleavened, raisin, potato, self-rising, salt-free, canned, etc.).....	02	11020114	12/11	110.959	110.404	111.111	113.663	114.289
Rolls (bread-type), muffins, bagels, and croissants.....	02	1105		306.406	311.793	313.954	313.175	321.055
Rolls (bread-type), muffins, bagels, and croissants.....	02	110505	06/06	149.487	152.116	153.170	152.790	156.635
Rolls, hamburger and wiener.....	02	11050501	12/11	110.120	113.611	115.416	116.487	121.821
All other rolls, bread-type (incl. muffins, bagels, and croissants).....	02	11050502	12/11	125.281	125.703	125.409	123.543	123.901
Other sweet goods, excluding frozen.....	02	1107		300.354	304.925	304.345	317.533	335.349
Other sweet goods, excluding frozen.....	02	110703	06/99	186.726	189.568	189.207	197.406	208.482
Soft cakes, excluding frozen.....	02	1108		354.874	362.696	366.395	395.722	408.984
Soft cakes, excluding frozen.....	02	110803	06/99	182.023	186.035	187.932	202.975	209.777
Pies (fruit, cream, and custard), excluding frozen.....	02	1109		344.785	358.930	351.857	348.321	383.683
Pies (fruit, cream, and custard), excluding frozen.....	02	110903	06/99	173.599	180.721	177.160	175.380	193.185

See footnotes at end of table.

Table 9. Producer price indexes for commodity and service groupings and individual items, not seasonally adjusted — Continued
 [February 2022, Index base 1982=100, unless otherwise indicated]

Title	Commodity code		Other index base	Unadjusted index ¹				
	Group code	Item code		Oct. 2021	Nov. 2021 ^P	Dec. 2021 ^P	Jan. 2022 ^P	Feb. 2022 ^P
Cookies, crackers, and related products.....	02	1121		243.395	243.443	243.467	253.401	253.738
Cookies, wafers, and ice cream cones and cups (excluding frozen).....	02	112103	06/83	228.283	228.316	228.333	244.768	245.326
Crackers, biscuits, and related products.....	02	112104	06/83	248.817	248.881	248.913	248.913	248.913
Crackers, biscuits, and related products.....	02	1121042	12/11	100.606	100.632	100.645	100.645	100.645
Retail bakery products.....	02	1130	06/14	130.791	135.089	137.249	139.174	139.178
Retail bakery products.....	02	113001	06/14	130.791	135.089	137.249	139.174	139.178
Flour and flour base mixes and doughs.....	02	12		233.040	236.775	238.232	237.974	240.988
Wheat flour.....	02	1203		262.915	268.169	269.545	265.772	269.325
Wheat flour.....	02	120301	06/83	256.680	261.810	263.153	259.469	262.939
Flour base mixes and doughs.....	02	1204		207.298	209.667	211.208	214.170	216.710
Flour base mixes and doughs.....	02	120401	06/83	217.824	220.313	221.933	225.045	227.714
Prepared flour mixes, including refrigerated and frozen doughs and batters, made in flour mills.....	02	1204011	12/11	112.484	112.608	112.664	113.853	114.044
Flour mixes, excluding cake mixes, made from purchased flour.....	02	1204013	12/11	111.246	112.780	113.781	115.565	117.202
Milled rice and byproducts.....	02	13		235.500	237.251	238.261	239.575	249.850
Head rice.....	02	1301		245.595	247.244	248.517	250.139	262.486
Head rice.....	02	130106	06/03	237.817	239.413	240.646	242.216	254.173
Head rice not packaged with other ingredients.....	02	1301066	12/11	109.959	110.676	111.199	111.901	118.113
Milled rice (incl second heads, screenings, brewers, bran, sharps, rice flour, and byproducts).....	02	1302	06/84	146.348	147.968	147.936	147.995	149.476
Milled rice (incl second heads, screenings, brewers, bran, sharps, rice flour, and byproducts).....	02	130201	06/84	146.348	147.968	147.936	147.995	149.476
Cereal and pasta products.....	02	14		257.581	258.087	261.487	263.701	271.730
Dry macaroni, spaghetti, and egg noodle products, made from purchased flour.....	02	1402	06/85	209.965	213.948	225.216	231.862	239.543
Dry macaroni, spaghetti, and egg noodle products, made from purchased flour.....	02	140203	12/02	172.795	176.073	185.346	190.815	197.136
Dry macaroni, spaghetti, and egg noodle products, made from purchased flour.....	02	14020303	06/09	116.448	118.658	124.907	128.593	132.852
Cereal and mill products, other than flour.....	02	1409	06/85	249.249	248.862	250.064	251.015	258.506
Manufactured starch, made by wet milling.....	02	140907	06/85	263.880	257.837	258.828	260.540	290.294
Wheat mill products, corn mill products, and other grain mill products except flour.....	02	140908	06/98	231.890	233.821	237.305	239.845	246.929
Wheat mill products, except flour.....	02	1409081	12/09	125.288	123.794	125.061	122.247	122.892
Corn mill products.....	02	1409082	12/09	140.229	142.164	142.936	146.194	150.983
Other grain mill products.....	02	1409083	12/09	172.146	173.943	180.671	181.935	188.868
Breakfast cereal.....	02	140909	12/11	112.868	112.839	112.977	112.995	114.090
Meats, poultry, and fish.....	02	2		236.651	233.420	229.742	230.307	232.346
Meats.....	02	21		232.099	229.297	219.957	222.149	220.297
Beef and veal products, fresh or frozen.....	02	2101		280.305	282.512	263.787	276.830	268.807
Beef, fresh/frozen variety meats, not canned or made into sausage, made in slaughtering plants.....	02	210126	06/08	220.654	220.287	201.765	207.837	224.308
Beef, fresh/frozen whole/half carcass, not canned or made into sausage, misp.....	02	210131	06/08	174.299	177.891	164.337	183.815	163.404
Beef, fresh/frozen, primal and subprimal cuts, made in slaughtering plants.....	02	210133	12/95	243.197	244.984	228.914	239.600	232.692
Lamb/mutton, fresh or frozen, not canned or made into sausage, made in slaughtering plants.....	02	2103		338.092	334.542	328.842	325.639	325.639
Lamb/mutton, fresh or frozen, not canned or made into sausage, made in slaughtering plants.....	02	210321	12/88	270.427	267.587	263.028	260.466	260.466
Pork products, fresh, frozen, or processed, except sausage.....	02	2104		173.885	166.064	161.693	155.932	159.556
Pork, fresh/frozen, unprocessed, all cuts, except sausage, made in slaughtering plants.....	02	210444	06/01	117.481	110.232	106.264	99.480	103.471
Pork, processed or cured, not canned or made into sausage.....	02	210447	06/01	177.435	172.924	170.256	169.487	170.461
Pork, processed or cured, not canned or made into sausage, made in slaughtering plants.....	02	2104471	06/08	158.312	156.061	155.064	154.803	157.342
Pork, processed or cured, not canned or made into sausage, mfpc.....	02	2104472	06/08	164.466	159.779	156.911	156.077	156.504
Pork, sweet-pickled, dry-cured, or dry salt, not canned or made into sausage, mfpc.....	02	21044721	09/16	126.128	125.659	125.507	126.632	127.224
Smoked hams and picnics, excluding canned, made from purchased carcasses.....	02	21044722	12/11	124.212	123.691	125.557	128.210	127.892
Smoked slab bacon, made from purchased carcasses.....	02	21044723	09/16	175.428	174.035	170.687	171.265	170.954
Smoked sliced bacon, made from purchased carcasses.....	02	21044724	12/11	160.787	150.337	142.797	137.591	139.325
Other smoked pork, not canned or made into sausage, made from purchased carcasses.....	02	21044725	12/11	115.394	115.064	116.891	115.485	121.000
Boiled ham, barbecue pork, and other cooked pork, excluding canned meats and sausage, mfpc.....	02	21044726	12/11	106.419	108.077	106.999	108.619	105.853
Other meats, fresh, frozen, or canned.....	02	2105		212.657	209.166	207.102	203.992	204.202
Fresh/processed sausage, deli & cooked meats, etc.....	02	210503	06/01	197.934	196.107	191.288	187.574	192.130
Fresh and processed sausage, deli, and cooked meats, made in slaughtering plants.....	02	2105031	06/08	220.236	219.198	210.063	204.950	214.695
Fresh and processed sausage, deli, and cooked meats, mfpc.....	02	2105032	06/08	169.136	167.312	164.187	161.273	163.935

See footnotes at end of table.

Table 9. Producer price indexes for commodity and service groupings and individual items, not seasonally adjusted — Continued
 [February 2022, Index base 1982=100, unless otherwise indicated]

Title	Commodity code		Other index base	Unadjusted index ¹				
	Group code	Item code		Oct. 2021	Nov. 2021 ^P	Dec. 2021 ^P	Jan. 2022 ^P	Feb. 2022 ^P
Fresh sausage (pork sausage, breakfast links, etc.), excluding canned, mfpc.....	02	21050321	12/11	143.137	138.536	138.088	132.974	136.518
Dry or semidry sausage (salami, cervelat, pepperoni, summer sausage, pork roll, etc), mfpc.....	02	21050322	12/11	145.547	142.862	139.359	134.353	137.095
Frankfurters, including wieners, excluding canned, made from purchased carcasses.....	02	21050323	12/11	125.141	125.920	123.117	124.343	125.502
Other sausage (smoked or cooked) & jellied goods & similar preparations, excluding canned, mfpc.....	02	21050324	12/11	130.776	133.146	129.765	131.998	132.422
Boxed meat (beef, pork, lamb, etc.), made from purchased carcasses...	02	210504	06/08	133.071	128.041	127.494	121.941	111.663
Canned meats, excluding dog, cat, and baby food.....	02	210579	12/88	221.562	216.523	218.991	220.329	216.848
Canned meats, excluding dog, cat, and baby food, mfpc.....	02	2105792	06/08	174.781	170.102	172.213	173.227	—
Frozen ground meat patties and other processed, frozen, or cooked meats, mfpc.....	02	210586	12/01	159.380	157.414	157.104	156.783	159.792
Processed poultry.....	02	22		194.216	188.664	194.735	201.298	209.528
Young chickens, including bulk, chilled, frozen, whole, and in parts.....	02	2203		210.731	204.696	210.273	213.887	222.376
Young chickens, including bulk, chilled, frozen, whole, and in parts.....	02	220333	12/90	208.179	202.217	207.726	211.296	219.682
Turkeys, including frozen, whole, and in parts.....	02	2206		206.446	209.998	212.415	217.075	228.252
Turkeys, including frozen, whole, and in parts.....	02	220611	12/90	204.911	208.436	210.835	215.460	226.554
Canned, cooked, smoked or prepared poultry.....	02	2208		167.077	158.850	167.143	178.219	185.527
Canned, cooked, smoked or prepared poultry.....	02	220811	12/90	137.292	130.532	137.347	146.448	152.454
Chicken hens and other poultry/small game.....	02	2209	12/90	96.040	96.937	96.815	99.141	100.996
Other poultry/small game (duck, goose, rabbit, etc.).....	02	220911	12/90	245.252	248.461	247.754	252.110	262.904
Unprocessed and prepared seafood.....	02	23		464.605	473.012	478.148	417.417	426.705
Unprocessed finfish.....	02	2301		1,142.096	1,175.039	1,219.919	644.190	639.744
Haddock.....	02	230101		276.357	300.568	318.871	236.150	240.634
Halibut.....	02	230102		1,100.140	1,210.154	1,515.749	1,564.644	1,075.693
Flounder.....	02	230131	12/91	141.879	245.732	255.787	253.944	209.908
Cod.....	02	230132	12/91	86.869	100.730	104.146	102.136	85.826
Pollock.....	02	230133	12/91	306.461	264.659	286.198	211.463	195.336
Tuna.....	02	230136	01/16	85.922	90.405	79.571	87.919	82.043
Other finfish.....	02	230199	12/91	1,406.245	1,473.379	1,494.800	447.406	562.272
Canned seafood (including soups, stews, and chowders).....	02	2304		224.901	232.448	232.532	233.372	235.069
Canned seafood (including soups, stews, and chowders).....	02	230429	12/84	254.884	263.437	263.532	264.484	266.407
Unprocessed shellfish.....	02	2305	12/91	281.620	290.405	284.861	299.857	322.697
Shrimp.....	02	230501	12/91	120.150	118.735	119.707	120.038	121.372
Crabs.....	02	230502	12/91	412.842	—	—	—	—
Lobsters.....	02	230503	12/91	264.957	260.622	234.785	243.576	327.297
Clams.....	02	230504	12/91	255.245	258.253	274.654	277.907	285.171
Oysters.....	02	230505	01/16	115.008	115.008	115.008	114.509	115.008
Sea scallops.....	02	230506	01/16	118.201	135.004	139.101	156.421	138.284
Mussels.....	02	230507	01/16	110.345	113.793	113.793	113.793	113.793
Prepared fresh and frozen seafood.....	02	2306	12/11	123.646	124.019	124.915	126.336	127.920
Prepared fresh fish/seafood, inc. surimi/surimi-based products.....	02	230601	12/11	127.416	128.655	129.507	130.613	135.766
Prepared frozen fish.....	02	230602	12/11	110.799	111.385	111.463	114.894	117.676
Prepared frozen shellfish.....	02	230603	12/11	153.013	152.328	154.446	153.952	151.062
Other prepared fresh and frozen seafood.....	02	230604	12/11	100.049	100.248	101.441	100.703	100.715
Dairy products.....	02	3		209.919	212.266	216.834	224.374	228.871
Fluid milk products.....	02	31		244.738	250.496	257.098	261.538	272.111
Packaged fluid milk and related products.....	02	3103	12/82	253.218	260.120	266.602	270.541	280.936
Fluid whole milk.....	02	310301		235.477	241.866	248.628	252.123	263.146
Reduced fat and lowfat milk (1/2-2).....	02	310302	12/82	270.309	279.166	285.416	287.897	296.031
Fat free or skim milk.....	02	310303	12/82	278.068	286.722	291.357	292.614	296.419
Other fluid milk related products, packaged, incl. cartons, bottles, cans, and dispenser cans.....	02	310304	12/82	246.904	249.745	257.589	267.683	286.479
Cottage cheese.....	02	3104	12/82	271.481	277.547	283.626	288.258	295.313
Cottage cheese.....	02	310401	12/82	271.481	277.547	283.626	288.258	295.313
Other milk products.....	02	3105	12/82	209.133	210.307	212.231	213.392	216.071
Other milk products.....	02	310501	12/82	209.133	210.307	212.231	213.392	216.071
Yogurt, excluding frozen.....	02	3105011	12/11	104.848	105.014	105.209	105.447	106.095
Other packaged milk products.....	02	3105012	12/11	123.899	125.789	129.101	130.759	134.309
Bulk fluid milk and cream.....	02	3106	12/91	175.985	182.232	191.860	199.295	215.422
Bulk fluid milk and cream.....	02	310601	12/91	175.985	182.232	191.860	199.295	215.422
Butter.....	02	32		125.765	140.176	147.456	188.618	193.836
Butter.....	02	3201		125.765	140.176	147.456	188.618	193.836
Butter.....	02	320114	06/84	125.519	139.902	147.167	188.249	193.456
Natural, processed, and imitation cheese.....	02	33		173.425	171.589	175.322	179.466	179.839
Natural cheese, except cottage cheese.....	02	3302		165.359	163.783	167.104	171.522	170.437
Natural cheese, except cottage cheese.....	02	330212	06/88	181.378	179.648	183.292	188.137	186.948

See footnotes at end of table.

Table 9. Producer price indexes for commodity and service groupings and individual items, not seasonally adjusted — Continued

[February 2022, Index base 1982=100, unless otherwise indicated]

Title	Commodity code		Other index base	Unadjusted index ¹				
	Group code	Item code		Oct. 2021	Nov. 2021 ^P	Dec. 2021 ^P	Jan. 2022 ^P	Feb. 2022 ^P
Natural cheese, except lowfat, shipped in consumer packages or containers (3 lbs or less).....	02	3302121	12/07	122.922	122.945	123.052	124.260	125.873
Natural cheese, except lowfat, shipped in packages or containers (more than 3 lbs) or bulk.....	02	3302122	12/07	90.109	88.564	91.656	95.540	93.529
Lowfat natural cheese, except cottage cheese, shipped in consumer packages (3 lbs. or less).....	02	3302123	06/10	113.673	113.655	113.965	114.140	114.733
Lowfat natural cheese, except cottage cheese, shipped in packages (more than 3 lbs.) or in bulk.....	02	3302124	06/10	124.407	121.485	128.308	131.766	128.744
Processed cheese and related products.....	02	3303		173.162	170.318	175.216	177.505	183.947
Process cheese and related products.....	02	330312	06/88	184.056	181.033	186.238	188.672	195.518
Process cheese, shipped in consumer packages or containers (3 lbs. or less).....	02	3303121	06/10	122.235	119.400	121.162	123.700	126.651
All other process cheese and related products.....	02	3303122	06/10	128.298	126.925	132.060	132.938	139.128
Process cheese shipped in packages or containers (more than 3 lbs.) or in bulk.....	02	33031221	06/10	115.982	121.027	126.465	123.478	131.111
Cheese food, spread, and other related products.....	02	33031225	12/11	113.306	105.981	109.742	114.193	117.680
Cheese substitutes and imitations.....	02	3304	06/88	258.372	258.372	258.372	258.640	258.640
Cheese substitutes and imitations.....	02	330401	06/88	258.372	258.372	258.372	258.640	258.640
Raw liquid whey.....	02	3307	12/04	240.440	244.214	254.188	261.002	276.687
Raw liquid whey.....	02	330701	12/04	240.440	244.214	254.188	261.002	276.687
Ice cream and frozen desserts.....	02	34		246.731	248.432	248.585	252.901	258.062
Ice cream and frozen desserts.....	02	3402	06/83	243.408	245.087	245.238	249.496	254.587
Ice Cream and frozen desserts.....	02	340201	06/83	243.408	245.087	245.238	249.496	254.587
Ice cream, excl. lowfat and nonfat (incl. custards), shipped in bulk (containers 3 gal or more).....	02	3402011	12/11	119.127	120.644	120.488	126.094	128.330
Ice cream, incl. custards (excl. lowfat and nonfat) shipped in sizes less than 3 gallons.....	02	3402012	12/11	112.328	112.658	112.638	114.295	115.263
Ice cream, including custards (excluding lowfat and nonfat), novelty forms.....	02	3402013	12/11	115.019	115.240	115.638	119.078	121.539
Ice cream, including custards, lowfat and nonfat.....	02	3402014	12/11	106.036	106.505	106.505	106.580	111.548
Other frozen desserts (yogurt, sherbet, water ices, mellorine, frozen pudding, gelato, etc.).....	02	3402015	12/11	123.597	126.363	126.382	127.104	131.841
Dry, condensed, and evaporated milk products.....	02	35		200.762	203.502	206.232	214.869	218.065
Dry milk products, including feed grade.....	02	3502	12/83	187.905	190.146	192.829	193.913	195.638
Dry milk products, including feed grade.....	02	350201	12/83	187.905	190.146	192.829	193.913	195.638
Liquid milk products.....	02	3503	12/83	209.188	212.582	214.767	241.756	244.606
Consumer-type canned milk products.....	02	350301	12/83	251.937	254.825	255.479	290.166	293.379
Bulk liquid milk products, including feed grade.....	02	350303	12/83	149.176	155.006	162.180	175.230	177.884
Ice cream mixes and related products.....	02	3505	06/02	141.230	143.963	146.905	151.402	164.545
Ice cream mixes and related products.....	02	350502	06/02	141.230	143.963	146.905	151.402	164.545
Processed fruits and vegetables.....	02	4		223.640	223.476	224.622	227.065	228.039
Canned fruits and juices.....	02	41		237.116	236.112	237.259	242.554	241.143
Canned fruits, excluding baby foods.....	02	4101		247.703	246.653	247.953	248.887	255.282
Canned fruits, excluding baby foods.....	02	410105	12/87	218.197	217.272	218.417	219.240	224.874
Canned and fresh fruit juices, nectars, and concentrates.....	02	4102		235.772	234.774	235.865	243.377	238.128
Canned and fresh fruit juices, nectars, and concentrates.....	02	410239	12/87	194.086	193.264	194.162	200.345	196.024
Frozen fruits, juices and ades.....	02	42		233.874	236.296	237.003	237.154	237.377
Frozen fruits.....	02	4202		316.704	319.201	318.965	319.327	319.861
Frozen fruits.....	02	420209	12/90	298.909	301.265	301.042	301.384	301.888
Canned vegetables and juices.....	02	44		193.954	193.912	195.565	197.756	199.051
Canned vegetables and juices.....	02	4401		193.954	193.912	195.565	197.756	199.051
Canned vegetables.....	02	440102	12/87	219.240	220.350	220.202	221.795	222.044
Canned catsup and other tomato based sauces.....	02	440127	12/87	169.450	169.098	171.331	174.053	175.978
Frozen vegetables.....	02	45		222.832	223.684	224.196	227.362	228.452
Frozen potato products (French-fried, patties, puffs, etc.).....	02	4502	12/90	210.858	211.544	211.197	212.646	211.476
Frozen potato products (French-fried, patties, puffs, etc.).....	02	450202		265.565	266.428	265.991	267.816	266.343
Frozen vegetables, other than potato products.....	02	4505	12/90	166.013	166.768	167.984	171.898	174.921
Frozen vegetables, other than potato products.....	02	450509	06/97	163.036	163.778	164.972	168.816	171.785
Dried and dehydrated food.....	02	48	12/03	182.660	181.294	182.125	180.587	183.792
Dried and dehydrated food.....	02	4801	12/03	182.660	181.294	182.125	180.587	183.792
Dried and dehydrated food.....	02	480101	12/03	182.660	181.294	182.125	180.587	183.792
Soup mixes (including dried/dehydrated/freeze-dried) and bouillon.....	02	48010101	12/11	-	-	-	-	94.201
Dried and dehydrated fruits and vegetables, including freeze-dried.....	02	48010102	12/11	121.187	119.767	120.631	119.522	122.791
Sugar and confectionery.....	02	5		231.248	230.085	230.763	233.101	236.503
Raw cane sugar and sugar cane mill products and byproducts.....	02	52		185.756	187.113	189.848	184.934	190.762
Raw cane sugar and sugarcane mill products and byproducts.....	02	5201		185.756	187.113	189.848	184.934	190.762
Raw cane sugar and sugarcane mill products and byproducts.....	02	520106	12/03	171.466	172.718	175.242	170.706	176.086
Refined sugar products and byproducts.....	02	53		194.216	194.700	197.192	197.247	199.415

See footnotes at end of table.

Table 9. Producer price indexes for commodity and service groupings and individual items, not seasonally adjusted — Continued

[February 2022, Index base 1982=100, unless otherwise indicated]

Title	Commodity code		Other index base	Unadjusted index ¹				
	Group code	Item code		Oct. 2021	Nov. 2021 ^P	Dec. 2021 ^P	Jan. 2022 ^P	Feb. 2022 ^P
Refined sugar products and byproducts.....	02	5307	12/02	161.708	162.111	164.185	164.231	166.036
Refined granulated cane sugar and byproducts.....	02	530701	12/02	185.158	186.148	187.803	188.046	190.200
Beet sugar.....	02	530702	12/02	144.629	144.607	146.984	146.886	148.438
Confectionery materials.....	02	54		196.102	184.402	185.686	190.379	199.797
Confectionery materials.....	02	5401		196.102	184.402	185.686	190.379	199.797
Other chocolate and cocoa products, made from cacao beans.....	02	540105	06/83	237.616	243.380	238.599	256.125	256.949
Corn sweeteners, made by wet milling.....	02	540107	06/85	218.396	198.800	202.078	203.835	216.915
Confectionery end products.....	02	55		280.536	283.463	283.029	286.018	286.913
Candy and nuts.....	02	5503	06/83	252.376	254.296	253.881	256.744	257.602
Chocolate and chocolate-type confectionery products.....	02	550301	06/83	246.179	247.792	248.271	250.606	251.347
Chocolate/chocolate-type confectionery prods, cacao beans.....	02	5503011	12/11	121.170	121.170	121.170	121.170	121.251
Chocolate/confectionery products, made from purchased chocolate, not retailed.....	02	5503012	12/11	105.583	106.456	106.715	107.978	108.366
Chocolate/confectionery products, made from purchased chocolate, retailed.....	02	5503013	12/11	129.565	129.565	129.565	129.565	129.565
Nonchocolate-type confectionery products.....	02	550302	06/83	237.109	239.684	240.648	241.921	244.319
Nonchocolate-type confectioneries, made and packaged for shipment.....	02	5503021	12/11	112.750	113.996	114.462	115.079	116.239
Nuts and seeds (salted, roasted, cooked or blanched).....	02	550304	06/91	194.289	195.551	193.328	197.002	196.649
Nuts (salted, roasted, cooked, or blanched), sold in bulk.....	02	5503041	06/08	123.231	124.554	121.911	125.768	125.319
Canned nuts (salted, roasted, cooked, or blanched).....	02	5503042	06/08	127.696	128.126	128.148	128.548	128.542
All other packaged nuts, including all types of seeds (salted, roasted, cooked, or blanched).....	02	5503043	06/08	175.167	175.992	174.259	177.390	177.159
Other confectionery-type products.....	02	550305	06/91	188.834	189.888	192.674	192.674	195.318
Beverages and beverage materials.....	02	6		218.690	219.428	220.145	223.444	227.188
Alcoholic beverages.....	02	61		202.131	202.335	202.594	203.038	205.403
Malt beverages.....	02	6101		215.216	215.582	215.241	216.452	218.465
Bottled beer and ale.....	02	610101		188.517	188.429	188.290	188.565	189.792
Canned beer and ale.....	02	610103		222.874	223.737	223.184	225.312	227.936
Beer and ale in barrels and kegs.....	02	610105	06/82	301.902	301.549	301.467	301.494	304.063
All other malt beverages and brewing products.....	02	610108	12/03	101.112	101.184	101.128	102.659	102.977
Distilled and bottled liquor, excluding brandy.....	02	6102		184.431	184.944	186.715	186.056	191.080
Distilled liquor, excluding brandy.....	02	610202	12/11	92.299	92.882	94.682	93.834	99.456
Distilled whiskey, all other distilled liquor, excluding brandy.....	02	6102022	12/11	114.723	114.693	114.693	114.697	114.733
Distillers' dried grains (dark and light) and dried solubles.....	02	6102023	12/11	68.124	68.886	71.204	70.110	77.330
Bottled liquor, excluding brandy.....	02	610204	12/11	101.879	101.879	102.061	102.149	102.218
Bottled whiskey.....	02	6102041	06/12	103.025	103.025	103.467	103.596	103.751
Bottled gin, vodka, rum, cordials, cocktails, and similar compounds.....	02	6102042	06/12	99.677	99.677	99.677	99.751	99.763
Wines, brandy, and brandy spirits.....	02	6104	12/83	188.060	187.724	187.664	187.775	188.351
Wines, brandy, and brandy spirits.....	02	610441	06/06	119.937	119.723	119.685	119.756	120.123
Wines, white, red & rose grape, and other fruit, 14 percent or less alcohol.....	02	6104411	12/11	109.232	109.229	109.181	109.270	109.731
Wines, white grape, 14 percent or less alcohol content.....	02	61044111	12/11	108.723	108.550	108.648	108.646	109.679
Wines, red grape, 14 percent or less alcohol content.....	02	61044112	12/11	106.921	107.077	106.884	107.072	107.072
Wines, rose grape & other fruits & berries, 14 percent or less alcohol.....	02	61044113	12/11	137.885	137.885	137.885	137.893	137.905
Wines, dessert, effervescent, and wine coolers.....	02	6104412	12/11	121.826	118.397	118.397	118.397	118.397
Wines, effervescent, including sparkling (carbonated), wine coolers.....	02	61044122	12/11	123.790	119.510	119.510	119.510	119.510
Other wines, brandy, and brandy spirits.....	02	6104413	12/11	120.201	120.201	120.201	120.201	120.201
Soft drinks.....	02	62		235.469	236.184	237.156	244.308	246.465
Soft drinks, non-carbonated and bottled water.....	02	6206		207.641	208.170	209.321	214.468	216.906
Bottled water, non-carb, processed or pasteurized.....	02	620608	12/03	97.376	97.681	98.616	99.826	103.544
Soft drinks, non-carbonated.....	02	620609		229.730	230.254	231.107	238.084	238.038
Soft drinks, non-carbonated, all other types.....	02	6206093	12/07	113.417	114.616	114.847	118.914	117.697
Soft drinks, non-carbonated, fruit drinks, cocktails, ades.....	02	6206094	12/11	123.694	123.013	123.667	126.785	127.984
Soft drinks, bottle/can, carbonated, all types.....	02	6210	12/11	135.696	136.160	136.571	141.281	142.252
Soft drinks, bottle/can, carbonated, all types.....	02	621001	12/11	135.696	136.160	136.571	141.281	142.252
Packaged beverage materials.....	02	63		194.819	196.684	198.494	199.945	216.108
Coffee (whole bean, ground, & instant).....	02	6301		197.397	199.563	201.640	203.325	221.897
Coffee, concentrated, including coffee substitutes.....	02	630103		173.174	173.174	173.174	173.174	194.198
Roasted coffee.....	02	630104	06/88	173.052	175.094	177.051	178.640	194.566
Tea in consumer packages, exc. canned ice tea.....	02	6303		177.888	177.888	178.042	178.042	179.294
Tea in consumer packages, exc. canned ice tea.....	02	630313	12/85	150.840	150.840	150.972	150.972	152.033
Other beverage materials.....	02	64		269.753	274.679	275.899	282.917	286.982
Other beverage materials.....	02	6401		269.753	274.679	275.899	282.917	286.982
Malt and malt byproducts.....	02	640101		138.195	138.265	137.982	138.650	140.831
Liquid beverage bases, excluding use by soft drink bottlers.....	02	640109	12/85	260.755	286.497	293.523	300.130	300.130
Fats and oils.....	02	7		374.112	381.112	371.764	384.935	408.015

See footnotes at end of table.

Table 9. Producer price indexes for commodity and service groupings and individual items, not seasonally adjusted — Continued
 [February 2022, Index base 1982=100, unless otherwise indicated]

Title	Commodity code		Other index base	Unadjusted index ¹				
	Group code	Item code		Oct. 2021	Nov. 2021 ^P	Dec. 2021 ^P	Jan. 2022 ^P	Feb. 2022 ^P
Shortening, cooking oil, and margarine.....	02	78		359.670	362.974	347.349	362.183	392.001
Shortening, cooking oil, and margarine.....	02	7801		359.670	362.974	347.349	362.183	392.001
Margarine, butter blends, and butter substitutes.....	02	780109		332.069	335.963	333.224	336.459	336.888
Shortening and cooking oils.....	02	780115	12/11	120.515	121.592	115.933	121.282	132.254
Other oilseed processing.....	02	7A	12/04	323.191	341.629	356.043	360.123	363.490
Other oilseed processing.....	02	7A01	12/04	323.191	341.629	356.043	360.123	363.490
Cotton linters.....	02	7A0104	12/11	29.878	30.414	35.835	36.928	44.530
Cottonseed cake, meal, hulls, and other byproducts.....	02	7A0105	12/11	98.224	100.564	103.991	105.039	104.945
Cottonseed cake and meal.....	02	7A01051	12/11	98.155	101.529	106.171	107.803	107.266
Other crude and refined vegetable oils and other vegetable mill products.....	02	7A0106	12/11	171.176	183.138	190.847	193.423	193.017
Other crude vegetable oils, including linseed, peanut, sunflower, safflower, etc.....	02	7A01061	12/11	206.211	225.706	237.730	239.447	240.327
Other vegetable oil mill products, including all oil seed cake and meal.....	02	7A01063	12/11	109.722	108.738	108.038	107.525	110.163
Corn oil, crude and refined.....	02	7B	01/16	205.053	217.647	225.730	231.412	220.165
Corn oil, made by wet milling.....	02	7B01	01/16	205.053	217.647	225.730	231.412	220.165
Corn oil, made by wet milling.....	02	7B0101	01/16	205.053	217.647	225.730	231.412	220.165
Miscellaneous processed foods.....	02	8		243.767	245.776	246.395	249.687	254.560
Canned jams, jellies, and preserves.....	02	81		202.676	220.535	220.549	220.437	220.517
Canned jams, jellies, and preserves.....	02	8101		202.676	220.535	220.549	220.437	220.517
Canned jams, jellies, and preserves.....	02	810102	12/87	179.385	195.193	195.205	195.105	195.176
Pickles and other pickled products, including horseradish.....	02	82		254.072	254.072	273.048	273.534	273.534
Pickles and other pickled products.....	02	8201		254.072	254.072	273.048	273.534	273.534
Pickles and other pickled products, including horseradish.....	02	820106	12/86	227.086	227.086	244.046	244.480	244.480
Processed eggs, liquid, dried, or frozen.....	02	83		135.128	138.375	138.996	144.035	—
Processed eggs (dried, frozen, or liquid).....	02	8301		135.128	138.375	138.996	144.035	—
Processed eggs (dried, frozen, liquid, whole, etc.).....	02	830111	12/90	111.200	113.872	114.383	118.530	—
Specialty canning.....	02	84		257.055	257.368	257.652	263.013	265.616
Specialty canning.....	02	8401		257.055	257.368	257.652	263.013	265.616
Canned dry beans.....	02	840102	12/82	176.437	177.296	177.360	177.525	181.738
Canned soups and stews, excluding frozen and seafood.....	02	840104	12/82	344.740	344.481	345.519	351.540	354.280
Canned baby foods and other canned specialties/nationality foods.....	02	840105	06/08	119.462	119.982	119.285	126.796	126.796
Frozen specialty food.....	02	85		191.228	191.873	192.630	196.339	207.679
Frozen specialty food.....	02	8501		191.228	191.873	192.630	196.339	207.679
Frozen cakes, pies, and other pastries.....	02	850109	12/82	289.913	288.862	290.852	300.393	300.780
Frozen dinners (beef, pork, and poultry pies) and nationality foods, incl. frozen pizza.....	02	850111	12/82	157.235	158.082	158.699	161.489	162.096
Other frozen specialties, incl. all whipped topping, waffles, soups, etc., excluding seafood.....	02	850113	12/82	204.159	205.602	205.328	205.698	292.719
Prepared sauces, except tomato.....	02	86		203.624	205.025	205.104	208.253	208.334
Prepared sauces, excluding tomato-based sauces and sauces comprised of 20 percent or more meat.....	02	8601		203.624	205.025	205.104	208.253	208.334
Prepared sauces, excluding tomato-based sauces and sauces comprised of 20 percent or more meat.....	02	860103	12/86	168.876	170.038	170.104	172.715	172.783
Other miscellaneous processed foods.....	02	89		271.130	273.617	273.788	276.639	279.285
Other miscellaneous processed foods.....	02	8901		271.130	273.617	273.788	276.639	279.285
Mayonnaise, salad dressings, and sandwich spreads.....	02	890102	12/86	259.466	259.174	259.174	264.901	267.738
Dry mix food preparations.....	02	890148	06/91	146.358	146.491	147.485	149.838	150.233
Perishable non-frozen prepared food, including tortillas.....	02	890149	06/91	169.423	173.022	170.672	170.527	172.708
Perishable prepared foods.....	02	8901492	12/07	121.970	125.086	122.923	122.723	122.977
Flavoring extracts, emulsions, liquid flavors, and food colorings.....	02	890151	12/85	338.818	339.032	339.032	338.984	338.950
Other flavoring agents, except chocolate syrup.....	02	890154	12/00	138.271	139.571	138.366	144.507	146.966
Soft drink flavoring syrup, sold in bulk.....	02	89015411	12/11	138.826	138.826	138.826	144.474	144.474
Other flavoring agents (except chocolate syrups).....	02	89015412	12/11	115.461	115.461	115.461	119.943	122.623
Table salt (evaporated), pepper (white and black), and other spices.....	02	890156	06/91	268.356	269.516	264.669	262.187	264.580
Pepper and other spices in commercial sizes (1 lb or more).....	02	8901566	05/17	108.822	111.423	113.476	117.558	112.802
Peanut butter.....	02	890158	06/91	142.893	148.518	149.736	148.681	149.181
Ice.....	02	890161	12/85	237.557	239.863	240.206	241.701	245.120
Dairy product substitutes.....	02	890162	06/92	177.751	180.703	179.795	172.048	173.901
Dry, condensed, and evaporated dairy product substitutes.....	02	8901621	12/09	111.767	115.302	115.320	115.324	117.668
Liquid dairy product substitutes.....	02	8901622	12/09	124.762	124.981	123.693	112.874	112.874
Chips (potato, corn, etc.).....	02	890172	12/85	235.788	237.596	237.720	238.209	239.150
Potato chips and sticks, plain and flavored.....	02	8901721	12/07	131.241	131.241	131.241	131.598	130.055
Corn chips and related products.....	02	8901722	12/07	163.378	166.344	166.355	166.394	166.664
Other chips, sticks (hard pretzels, bacon rinds, popcorn (except candied), etc.).....	02	8901723	12/07	149.957	150.668	150.938	151.469	155.694
Vinegar and cider.....	02	890174	12/85	179.481	180.327	180.327	188.349	188.349

See footnotes at end of table.

Table 9. Producer price indexes for commodity and service groupings and individual items, not seasonally adjusted — Continued
 [February 2022, Index base 1982=100, unless otherwise indicated]

Title	Commodity code		Other index base	Unadjusted index ¹				
	Group code	Item code		Oct. 2021	Nov. 2021 ^P	Dec. 2021 ^P	Jan. 2022 ^P	Feb. 2022 ^P
Other food preparations.....	02	890175	12/85	251.992	252.266	272.632	292.542	300.699
Prepared animal feeds.....	02	9		225.307	225.591	226.340	233.078	239.613
Soybean cake, meal, and other byproducts.....	02	92		136.415	136.600	137.551	144.434	146.242
Soybean cake, meal, and byproducts.....	02	9201		136.415	136.600	137.551	144.434	146.242
Soybean cake, meal, and byproducts.....	02	920112	12/04	166.392	166.618	167.778	176.174	178.379
Soybean cake and meal.....	02	9201121	12/09	91.890	91.984	93.473	97.732	99.110
Other soybean products, including isolates and concentrates.....	02	9201122	12/09	162.125	162.983	146.909	162.733	161.633
Formula feeds.....	02	93		253.998	256.396	260.867	267.810	274.932
Formula feeds.....	02	9301		253.998	256.396	260.867	267.810	274.932
Chicken and turkey feed, supplements, concentrates, and premixes.....	02	930102	12/86	247.260	247.138	251.548	260.133	269.891
Dairy cattle feed, supplements, concentrates, and premixes.....	02	930110	12/11	113.770	115.226	117.031	119.272	123.218
Swine feed, supplements, concentrates, and premixes.....	02	930115	12/11	136.794	139.423	143.089	147.335	149.086
Beef cattle feed, supplements, concentrates, and premixes.....	02	930117	12/11	117.570	119.038	120.925	123.496	124.874
Poultry, exc. chicken and turkey, and livestock, exc. cattle and swine, feed.....	02	930118	12/86	314.534	322.387	324.635	328.912	331.180
Miscellaneous feedstuffs.....	02	94		297.714	296.342	293.899	301.087	311.660
Pet food.....	02	9402		293.797	294.258	294.913	297.781	302.341
Dog and cat food.....	02	940202	12/85	251.673	251.975	252.360	254.653	258.936
Dog food.....	02	9402021	12/10	129.735	129.898	130.129	131.629	132.372
Canned dog food.....	02	94020211	12/10	130.410	130.410	130.278	130.625	130.625
Dry and semi moist dog food.....	02	94020214	12/11	124.345	124.564	124.923	126.803	127.798
Cat food.....	02	9402022	12/10	128.944	129.078	129.189	129.508	135.640
Canned cat food.....	02	94020224	12/11	132.592	132.592	132.592	132.648	141.548
Dry and semi moist cat food.....	02	94020225	12/10	122.067	122.396	122.669	123.373	125.355
Pet (excluding dog and cat), laboratory, and fur animal feed.....	02	940203	12/85	247.046	248.216	250.239	254.017	254.702
Miscellaneous feedstuffs other than pet food.....	02	9403		291.309	287.032	279.685	293.550	313.394
Meat meal and meat and bone meal.....	02	940301		152.262	119.643	110.817	125.183	194.567
Wet process corn byproducts.....	02	940317	06/85	188.185	186.840	181.256	191.345	200.542
Other animal feeds, including fertilizer byproducts and feather.....	02	940325	12/97	190.598	188.449	195.836	204.294	209.865
Animal and marine feed and fertilizer byproducts, except meat and bone meal.....	02	9403252	06/09	95.281	93.442	99.652	106.200	109.925
Other prepared animal feeds, including feeding materials and adjuncts.....	02	9403253	06/09	117.630	117.121	118.989	121.729	124.163
Miscellaneous byproducts of slaughtering plants.....	02	940333	06/01	582.782	593.285	559.144	579.665	597.419
Textile products and apparel.....	03	—		169.707	171.257	172.272	174.527	176.655
Synthetic fibers.....	03	1		154.785	154.305	153.073	153.659	154.757
Unprocessed filament yarns.....	03	15		160.387	159.890	158.613	159.220	160.358
Noncellulosic fibers.....	03	1502		146.225	145.772	144.608	145.162	146.198
Noncellulosic organic fibers.....	03	150241	06/05	132.997	132.453	131.058	132.522	133.773
Polyester manufactured fibers.....	03	1502411	06/11	111.334	111.366	109.227	112.809	117.518
Other noncellulosic organic fibers, incl. polyamide, polyolefin, and producer-textured.....	03	1502412	06/11	124.207	123.551	122.542	123.196	123.218
Processed yarns and threads.....	03	2		169.296	175.445	175.769	179.682	182.237
Yarns.....	03	26		163.154	169.229	169.549	173.415	175.939
Spun cotton yarns.....	03	2601		145.775	156.398	156.700	157.695	161.384
Carded cotton spun yarns.....	03	260113	12/00	158.901	170.480	170.810	171.894	175.915
Spun synthetic yarns.....	03	2603		180.226	184.841	186.455	186.469	190.911
Spun synthetic yarns.....	03	260304	12/94	161.543	165.679	167.126	167.138	171.120
Textured and twisted yarns.....	03	2604	12/88	161.717	164.300	164.300	171.384	172.197
Textured/cripped/bulked filament yarns, incl. stretch yarn, made from purchased filament yarn.....	03	260403	12/96	138.954	141.177	141.177	148.149	148.025
Other spun noncellulosic and natural fiber (excluding cotton and wool) yarns.....	03	2607	06/08	131.245	133.968	133.968	139.197	140.831
Other spun noncellulosic and natural fiber (excluding cotton and wool) yarns.....	03	260701	06/08	131.245	133.968	133.968	139.197	140.831
Thread.....	03	27		277.768	277.768	277.768	277.768	—
Thread.....	03	2705	12/00	169.503	169.503	169.503	169.503	—
Thread.....	03	270501	12/00	169.503	169.503	169.503	169.503	—
Greige fabrics.....	03	3		152.500	155.031	155.681	158.304	162.599
Greige broadwoven fabrics.....	03	37		153.103	154.441	155.347	157.996	160.460
Greige manmade, silk, and other natural fiber (exc cotton/wool) broadwoven fabrics.....	03	3703		152.801	154.314	155.164	156.353	158.675
Greige manmade, silk, and other natural fiber (exc cotton/wool) broadwoven fabrics.....	03	370304	12/94	134.268	135.597	136.344	137.389	139.429
Greige knit fabrics.....	03	38		177.124	178.440	178.621	179.044	181.368
Weft (circular) knit fabrics, greige goods (excluding hosiery).....	03	3803		168.600	169.056	169.056	169.056	170.510
Weft (circular) knit fabrics, greige goods (excluding hosiery).....	03	380301		168.600	169.056	169.056	169.056	170.510

See footnotes at end of table.

Table 9. Producer price indexes for commodity and service groupings and individual items, not seasonally adjusted — Continued

[February 2022, Index base 1982=100, unless otherwise indicated]

Title	Commodity code		Other index base	Unadjusted index ¹				
	Group code	Item code		Oct. 2021	Nov. 2021 ^P	Dec. 2021 ^P	Jan. 2022 ^P	Feb. 2022 ^P
Warp knit fabrics, greige goods (excluding hosiery).....	03	3804		184.948	187.836	188.352	189.558	193.432
Warp knit fabrics, greige goods (excluding hosiery).....	03	380401		184.948	187.836	188.352	189.558	193.432
Tire cord and tire fabric.....	03	39	06/84	—	—	145.132	148.286	156.735
Tire cord and tire fabrics.....	03	3901	06/84	—	—	145.132	148.286	156.735
Tire cord and tire fabrics.....	03	390101	06/84	—	—	145.132	148.286	156.735
Finished fabrics.....	03	4		185.555	187.174	188.293	190.636	193.217
Finished broadwoven fabrics.....	03	42		221.903	222.036	222.926	223.110	227.179
Finished cotton broadwoven fabrics.....	03	4201		178.637	178.603	178.728	178.719	—
Finished cotton broadwoven fabrics.....	03	420104	12/94	158.179	158.150	158.260	158.252	—
Finished manmade, silk, and other natural fiber (exc. cotton and wool) broadwoven fabrics.....	03	4203		245.677	245.885	246.591	246.865	248.810
Finished manmade, silk, and other natural fiber (exc. cotton and wool) broadwoven fabrics.....	03	420306	12/94	202.266	202.437	203.018	203.244	204.846
Finished manmade, silk, & natural fiber (exc cotton/wool) broadwoven, finished in weaving mills.....	03	4203061	06/10	114.499	114.801	115.773	116.170	118.866
Finished manmade fiber, silk and other natural fiber broadwoven fabrics, finishing mill.....	03	4203062	06/10	206.475	206.475	206.517	206.517	206.618
Woven and braided narrow fabrics.....	03	44		225.105	227.486	228.380	234.034	234.035
Woven and braided narrow fabrics.....	03	4402	06/84	225.105	227.486	228.380	234.035	234.035
Woven narrow fabrics (12 inches or less in width).....	03	440204	12/89	196.931	197.513	197.772	202.954	202.955
Braided narrow fabrics (12 inches or less in width).....	03	440205	12/08	186.369	191.050	192.734	196.991	196.991
Nonwoven fabrics and felts.....	03	45		191.967	193.451	193.772	196.403	199.451
Nonwoven fabrics and felts.....	03	4503		191.967	193.451	193.772	196.403	199.451
Nonwoven fabrics.....	03	450321		191.243	192.496	192.822	195.571	198.503
Pressed, punched, or needled felts, excluding hats.....	03	450333	12/01	123.635	127.565	127.694	127.694	131.038
Coated fabrics, not rubberized.....	03	46	06/85	221.042	219.736	224.092	224.978	230.766
Coated fabrics, not rubberized.....	03	4601	06/85	221.042	219.736	224.092	224.978	230.766
Vinyl coated fabrics, including expanded vinyl coated.....	03	460102	06/85	226.438	227.180	227.621	227.040	232.329
Coated or laminated fabrics and coated yarns, incl. impregnated fabrics.....	03	460103	06/85	222.740	220.663	226.525	227.963	234.030
Screen printed textile materials, embroideries, and lace goods.....	03	47	06/85	195.246	199.620	201.156	205.703	206.429
Screen printed textile and apparel materials and embroideries.....	03	4701	06/85	195.636	200.043	201.590	205.874	206.605
Embroideries (excluding Schiffli machine products) and embroidery contractors.....	03	470103	12/11	120.826	121.623	122.218	124.345	124.604
Screen printing on garments, apparel accessories, and other fabric articles, excluding labels.....	03	470108	12/85	193.136	198.358	200.059	204.572	205.227
Knit fabrics, finished in knitting mills.....	03	48	12/03	141.866	143.407	144.183	144.963	148.064
Weft (circular) knit fabrics, knit and finished in the same establishment (excluding hosiery).....	03	4801	12/03	163.938	166.269	166.269	166.269	173.009
Weft (circular) knit fabrics, knit and finished in the same establishment (excluding hosiery).....	03	480101	12/03	163.938	166.269	166.269	166.269	173.009
Warp knit goods, knit and finished in the same establishment.....	03	4802	12/03	123.944	124.902	126.212	127.530	128.037
Warp knit goods, knit and finished in the same establishment.....	03	480201	12/03	123.944	124.902	126.212	127.530	128.037
Warp knit fabrics, knit and finished in same establishment.....	03	4802011	06/08	138.596	139.513	141.008	142.628	143.196
Apparel & other fabricated textile prods.....	03	8		163.538	163.928	166.411	168.817	169.338
Apparel.....	03	81		147.690	148.155	148.387	150.147	150.153
Miscellaneous apparel and accessories.....	03	8104	12/83	202.345	202.485	203.674	209.580	210.214
Men's and boys' fabric, straw, and felt hats, made from purchased materials.....	03	810414	12/09	150.625	150.625	152.383	155.035	156.570
Hat bodies and fabric caps, made from purchased materials.....	03	810416	12/09	165.993	165.993	174.653	174.653	174.653
Gloves and mittens, made from purchased materials.....	03	810424	12/11	134.756	134.756	134.756	137.572	137.572
Leather and sheep-lined apparel, made from purchased materials.....	03	810428	12/03	180.042	180.498	180.498	182.659	182.659
Apparel and accessories, n.e.c.....	03	810441	12/85	170.423	170.563	170.563	176.848	177.436
All other cut and sew apparel, made from purchased materials.....	03	8104411	06/09	119.939	120.080	120.080	126.409	126.409
Team sport uniforms, men's and boys', made from purchased fabrics.....	03	81044111	12/11	123.357	123.357	123.357	133.145	133.145
Vestments and costumes, made from purchased materials.....	03	81044115	12/11	114.064	114.251	114.251	120.077	120.077
Fabricated apparel accessories.....	03	8104412	06/09	126.127	126.127	126.127	126.127	127.573
All other apparel accessories, made from purchased materials.....	03	81044125	12/11	119.991	119.991	119.991	119.991	121.249
Women's, girls', and infants' cut and sew apparel.....	03	8106	12/03	107.344	107.930	107.930	108.153	108.153
Women's and girls' knit shirts and blouses, made from purchased fabrics.....	03	810601	12/03	125.053	125.053	125.053	125.053	125.053
Women's and girls' woven shirts and blouses, made from purchased fabrics.....	03	810602	12/03	118.951	118.951	118.951	118.971	118.971
Women's and girls' dresses, made from purchased fabrics.....	03	810611	12/03	102.943	102.943	102.943	103.131	103.131
Women's and girls' skirts, made from purchased fabrics.....	03	810623		123.576	123.576	123.576	131.433	131.433
Women's and girls' slacks, jeans, & jean-cut casual slacks (exc sweatpants), mfpm.....	03	810631	12/03	75.326	75.326	75.326	75.326	75.326
Women's and girls' swimwear, made from purchased fabrics.....	03	810632	12/03	109.715	110.200	110.200	110.200	110.200

See footnotes at end of table.

Table 9. Producer price indexes for commodity and service groupings and individual items, not seasonally adjusted — Continued

[February 2022, Index base 1982=100, unless otherwise indicated]

Title	Commodity code		Other index base	Unadjusted index ¹				
	Group code	Item code		Oct. 2021	Nov. 2021 ^P	Dec. 2021 ^P	Jan. 2022 ^P	Feb. 2022 ^P
Women's and girls' shorts, including tennis skirts, made from purchased fabrics.....	03	810637	12/09	107.095	107.778	107.778	112.012	—
Women's and girls' nontailored coats, jackets, vests, and washable service apparel, mfpm.....	03	810639	12/09	87.769	87.769	87.769	87.769	87.769
Women's and girls' underwear, excluding foundation garments, made from purchased fabrics.....	03	810641	12/03	115.971	115.971	115.971	116.311	116.311
Women's and girls' nightwear, excluding robes and dressing gowns, made from purchased fabrics.....	03	810642	12/03	117.542	117.542	117.542	117.542	117.542
Men's and boys' cut and sew apparel.....	03	8107	12/03	120.933	121.351	121.526	123.497	122.578
Men's and boys' work clothing and washable service apparel (excl. work shirts and jeans), mfpm.....	03	810712	12/03	124.550	124.550	125.610	125.610	123.429
Men's and boys' knit dress and sport shirts, made from purchased fabrics.....	03	810721	12/03	141.159	143.393	143.393	147.048	147.048
Men's and boys' woven dress and sport shirts, made from purchased fabrics.....	03	810722	12/03	131.762	—	—	—	130.086
Men's and boys' suits, coats, and overcoats.....	03	810735	12/13	106.068	106.068	106.068	106.068	106.068
Men's and boys' tailored overcoats, dress and sport coats, and vests.....	03	8107353	12/08	111.720	111.720	111.720	111.720	—
Men's and boys' nontailored coats, jackets, and vests (excl. ski apparel & work jackets).....	03	810741	12/03	112.944	114.036	114.117	114.445	114.445
Men's and boys' heavyweight nontailored coats, jackets, and vests (excl. ski apparel & work).....	03	8107411	12/11	116.787	116.787	116.932	117.519	117.519
Men's and boys' lightweight nontailored coats, jackets, and vests (excl. ski apparel & work).....	03	8107412	12/11	107.177	109.628	109.628	109.628	109.628
Men's and boys' shorts (including dress and athletic) and swimwear, made from purchased fabric.....	03	810742	12/03	104.788	104.788	104.788	104.928	104.928
Men's and boys' sweaters, sweatpants, jogging suits, beachwear (exc. swimwear), & ski apparel.....	03	810743	12/03	121.208	121.208	121.208	129.563	129.563
Men's and boys' nightwear, robes, and underwear, made from purchased fabrics.....	03	810761	12/03	153.078	149.474	149.474	161.145	161.145
Apparel made in knitting mills.....	03	8108	12/03	117.643	117.643	117.646	118.701	119.350
Knit outerwear, underwear, and nightwear, made in knitting mills.....	03	810808	05/16	105.594	105.594	105.594	105.603	105.603
Hosiery and socks.....	03	810831	05/20	101.711	101.711	101.715	102.984	103.767
Textile house furnishings.....	03	82		174.850	175.548	175.548	177.882	172.882
Textile house furnishings.....	03	8203	06/83	188.335	189.087	189.087	191.601	186.216
Curtains and draperies, made from purchased materials.....	03	820304	12/05	135.002	135.440	135.440	135.962	137.455
Other textiles, including towels and bed textiles.....	03	820312	06/05	142.546	143.143	143.143	145.398	139.849
Fabricated textile products, made in weaving mills.....	03	8203121	06/11	113.508	113.530	113.530	109.611	109.611
Other household textile products.....	03	8203122	06/11	127.654	128.214	128.214	130.555	125.337
Bedspreads, made from purchased materials.....	03	82031221	12/11	129.195	132.216	132.216	132.216	132.216
Sheets and pillowcases, made from purchased materials.....	03	82031223	12/11	147.244	147.244	147.244	147.244	147.244
Other household furnishings, made from purchased materials.....	03	82031226	12/11	123.794	124.288	124.288	127.022	120.929
Industrial and other fabricated products.....	03	83		193.208	193.372	200.368	203.885	208.055
Industrial and other fabricated products.....	03	8303		192.453	192.616	199.585	203.088	207.241
Rope, cordage, and twine.....	03	830321	06/12	124.986	125.262	125.653	126.845	125.993
Duffle bags.....	03	830333	06/10	121.674	121.674	121.674	—	—
All other textile bags.....	03	830334	06/10	138.922	138.922	139.081	144.112	—
Canvas and related products.....	03	830345	06/03	163.397	163.397	167.130	171.481	174.764
All other fabricated textile products, excluding trimming and findings.....	03	830351	12/85	148.157	148.341	156.704	158.147	159.732
All other miscellaneous fabricated textile products.....	03	8303516	09/18	108.608	108.800	108.951	110.450	112.097
Trimming and findings, excluding automobile and apparel.....	03	830361	12/06	180.160	180.160	177.531	178.058	178.058
Miscellaneous textile products/services.....	03	9	06/85	160.345	164.254	166.525	169.041	178.245
Miscellaneous textile products/services.....	03	94	09/18	109.566	112.237	113.789	115.508	121.797
Miscellaneous textile products/services.....	03	9401	09/18	109.566	112.237	113.789	115.508	121.797
Textile and fabric finishing, except broadwoven.....	03	940103	12/01	136.167	140.680	142.681	145.586	153.514
Hides, skins, leather, and related products.....	04	—		182.622	176.834	174.972	173.613	175.361
Hides and skins, incl. cattle.....	04	1		153.458	137.973	130.204	126.320	130.252
Hides and skins, incl. cattle.....	04	19	06/01	70.256	63.167	59.610	57.832	59.632
Hides, skins, and pelts, made in slaughtering plants.....	04	1901	06/01	70.256	63.167	59.610	57.832	59.632
Hides, skins, and pelts, made in slaughtering plants.....	04	190108	06/01	70.256	63.167	59.610	57.832	59.632
Leather.....	04	2		216.830	201.795	202.060	197.398	197.800
Finished and unfinished leather.....	04	27	12/97	118.867	110.625	110.770	108.214	108.435
Finished and unfinished leather.....	04	2701	12/97	118.867	110.625	110.770	108.214	108.435
Finished and unfinished leather.....	04	270102	12/03	99.155	92.280	92.401	90.269	90.453
Footwear.....	04	3		217.972	223.122	224.483	224.508	224.917
Men's nonathletic footwear.....	04	31		244.035	251.699	252.905	252.949	253.647
Men's footwear (size 6 and larger), excluding athletic.....	04	3105	12/93	170.183	175.527	176.369	176.399	176.886
Men's footwear (size 6 and larger), excluding athletic.....	04	310501	12/93	170.311	175.660	176.502	176.532	177.020

See footnotes at end of table.

Table 9. Producer price indexes for commodity and service groupings and individual items, not seasonally adjusted — Continued
 [February 2022, Index base 1982=100, unless otherwise indicated]

Title	Commodity code		Other index base	Unadjusted index ¹				
	Group code	Item code		Oct. 2021	Nov. 2021 ^P	Dec. 2021 ^P	Jan. 2022 ^P	Feb. 2022 ^P
Women's nonathletic footwear.....	04	32		181.829	183.724	185.593	185.593	185.593
Women's footwear (size 4 and larger), excluding athletic.....	04	3205	12/93	142.159	143.641	145.102	145.102	145.102
Women's footwear (size 4 and larger), excluding athletic.....	04	320501	12/93	142.081	143.562	145.023	145.023	145.023
Other leather and related products.....	04	4		202.328	202.928	203.597	205.806	207.316
Luggage and small leather goods.....	04	41		184.991	185.582	185.635	186.355	187.727
Luggage and small leather goods.....	04	4101		184.991	185.582	185.635	186.355	187.727
Luggage (including suitcases, travel bags, backpacks, and other types).....	04	410112	12/84	137.473	138.604	138.604	138.604	138.604
Women's and children's handbags and purses.....	04	410128	06/82	195.881	195.881	196.017	196.017	195.671
Personal leather goods (excluding women's handbags and purses).....	04	410132	06/82	188.490	188.490	188.490	192.303	200.294
Leather and leather-like goods, n.e.c.....	04	45	06/85	209.517	210.078	211.557	215.673	217.249
Leather and leather-like goods, n.e.c.....	04	4501	06/85	209.517	210.078	211.557	215.673	217.249
All other leather goods.....	04	450101	06/85	231.440	232.139	233.989	239.009	240.979
Boot and shoe cut stock and findings.....	04	4501011	12/11	108.437	108.437	108.437	108.437	113.943
All other miscellaneous leather goods.....	04	4501014	12/11	141.045	141.555	142.902	146.561	146.594
Leather belts, made from purchased materials.....	04	450111	06/85	169.357	169.364	169.364	170.067	170.067
Fuels and related products and power.....	05	-		227.183	229.957	216.936	223.463	249.277
Coal.....	05	1		188.747	189.875	191.257	221.581	227.354
Anthracite.....	05	11		199.077	206.972	214.724	214.733	214.733
Prepared anthracite shipped.....	05	1101		234.643	245.669	254.871	254.881	254.881
Prepared anthracite shipped.....	05	110117	12/86	241.671	253.028	262.505	262.515	262.515
Bituminous coal and lignite.....	05	12		188.535	189.616	190.954	221.460	227.268
Unprepared bituminous coal and lignite.....	05	1208		121.445	119.506	131.890	124.241	-
Unprepared bituminous coal and lignite.....	05	12081		121.445	119.506	131.890	124.241	-
Unprepared bituminous coal and lignite from surface mine.....	05	120811	06/08	103.940	102.281	112.880	106.333	-
Prepared bituminous coal and lignite.....	05	1209	12/01	208.621	210.611	208.619	250.602	258.155
Prepared bituminous coal & lignite, washed by wet-washing, pneumatic, or other.....	05	12091	12/01	210.464	209.227	208.613	279.606	294.802
Prepared bituminous coal & lignite surface mine, wet-washing, pneumatic, or other.....	05	120911	06/08	109.144	108.735	109.149	113.032	113.032
Prepared bituminous coal & lignite underground mine, wet-washing, pneumatic, or other.....	05	120912	06/08	97.922	97.243	96.631	144.319	154.896
Prepared bituminous coal & lignite, mechanically crushed/screened/sized only.....	05	12092	12/01	225.037	231.869	227.705	231.637	228.845
Prepared bituminous coal & lignite surface mine, mechanically crushed/screened/sized only.....	05	120921	06/08	151.718	153.023	152.264	151.919	153.340
Prepared bituminous coal underground mine, mechanically crushed/screened/sized only.....	05	120922	06/08	158.240	175.625	164.891	179.074	164.518
Gas fuels.....	05	3		246.346	249.689	212.253	178.590	272.771
Natural gas.....	05	31		216.688	225.037	191.676	150.389	248.221
Natural gas.....	05	3101		216.688	225.037	191.676	150.389	248.221
Natural gas.....	05	310105	06/96	274.632	285.214	242.932	190.605	314.598
Natural gas from the wellhead.....	05	3101051	06/09	153.680	159.098	134.989	100.106	176.779
Natural gas from processing facilities.....	05	3101052	06/09	147.879	157.026	137.329	147.525	164.368
Liquefied petroleum gas.....	05	32		288.697	260.045	218.772	249.639	269.741
Liquefied petroleum gas.....	05	3201		288.697	260.045	218.772	249.639	269.741
Isopentane and natural gasoline.....	05	320102	06/09	118.028	112.744	104.947	120.910	134.079
Propane.....	05	320104		344.595	296.453	239.780	270.639	311.843
Butane.....	05	320105		254.217	226.544	193.392	224.151	237.192
Plant condensate, ethane, gas mixtures, and other natural gas liquids.....	05	320108	06/09	89.544	81.738	67.888	77.298	80.482
Electric power.....	05	4		225.410	223.778	222.710	232.215	237.332
Residential electric power.....	05	41	12/90	189.806	189.116	189.704	195.600	198.038
Residential electric power.....	05	4121	12/90	189.806	189.116	189.704	195.600	198.038
Residential electric power.....	05	412101	12/90	189.806	189.116	189.704	195.600	198.038
Residential electric power, New England.....	05	4121011	12/07	154.002	154.002	154.002	167.857	168.011
Residential electric power, Middle Atlantic.....	05	4121012	12/07	121.588	118.962	122.298	133.053	135.555
Residential electric power, East North Central.....	05	4121013	12/07	144.157	144.725	144.283	143.190	146.224
Residential electric power, West North Central.....	05	4121014	12/07	132.716	132.646	130.640	130.726	130.972
Residential electric power, South Atlantic.....	05	4121015	12/07	125.705	126.614	127.183	130.289	130.860
Residential electric power, East South Central.....	05	4121016	12/07	136.331	137.946	140.554	141.806	139.188
Residential electric power, West South Central.....	05	4121017	12/07	123.555	120.960	119.583	121.716	128.475
Residential electric power, Mountain.....	05	4121018	12/07	123.922	120.297	120.226	120.925	121.913
Residential electric power, Pacific.....	05	4121019	12/07	182.184	182.986	183.182	192.477	192.516
Commercial electric power.....	05	42		213.303	210.762	208.045	219.708	226.211
Commercial electric power.....	05	4221	12/90	186.698	184.473	182.096	192.304	197.996
Commercial electric power.....	05	422101	12/90	186.698	184.473	182.096	192.304	197.996

See footnotes at end of table.

Table 9. Producer price indexes for commodity and service groupings and individual items, not seasonally adjusted — Continued
 [February 2022, Index base 1982=100, unless otherwise indicated]

Title	Commodity code		Other index base	Unadjusted index ¹				
	Group code	Item code		Oct. 2021	Nov. 2021 ^P	Dec. 2021 ^P	Jan. 2022 ^P	Feb. 2022 ^P
Commercial electric power, New England.....	05	4221011	12/07	151.302	151.302	151.302	164.546	164.609
Commercial electric power, Middle Atlantic.....	05	4221012	12/07	121.748	118.714	123.057	146.980	166.791
Commercial electric power, East North Central.....	05	4221013	12/07	131.417	132.696	131.271	129.480	130.647
Commercial electric power, West North Central.....	05	4221014	12/07	133.439	132.996	129.995	130.627	132.097
Commercial electric power, South Atlantic.....	05	4221015	12/07	109.458	109.509	110.292	114.355	114.513
Commercial electric power, East South Central.....	05	4221016	12/07	133.266	130.747	134.994	137.171	134.622
Commercial electric power, West South Central.....	05	4221017	12/07	120.501	114.183	113.452	114.941	116.182
Commercial electric power, Mountain.....	05	4221018	12/07	122.088	119.660	120.015	121.308	122.845
Commercial electric power, Pacific.....	05	4221019	12/07	166.984	166.334	149.046	156.661	156.754
Industrial electric power.....	05	43		255.289	253.517	251.385	262.843	270.784
Industrial electric power.....	05	4321	12/90	214.660	213.170	211.377	221.012	227.689
Industrial electric power.....	05	432101	12/90	214.660	213.170	211.377	221.012	227.689
Industrial electric power, New England.....	05	4321011	12/07	129.307	134.225	144.464	218.179	209.413
Industrial electric power, Middle Atlantic.....	05	4321012	12/07	145.787	143.126	147.879	155.157	166.352
Industrial electric power, East North Central.....	05	4321013	12/07	175.753	177.593	175.231	175.979	185.250
Industrial electric power, West North Central.....	05	4321014	12/07	145.119	139.344	139.905	138.842	143.080
Industrial electric power, South Atlantic.....	05	4321015	12/07	106.588	107.268	107.789	108.925	109.152
Industrial electric power, East South Central.....	05	4321016	12/07	123.268	122.667	124.797	128.168	127.838
Industrial electric power, West South Central.....	05	4321017	12/07	106.056	106.473	106.360	107.065	108.367
Industrial electric power, Mountain.....	05	4321018	12/07	171.661	162.550	154.245	154.363	176.777
Industrial electric power, Pacific.....	05	4321019	12/07	172.370	170.052	155.908	163.574	163.779
Transportation electric power.....	05	46	12/10	117.873	117.556	118.331	122.635	129.096
Transportation electric power.....	05	4621	12/10	117.873	117.556	118.331	122.635	129.096
Transportation electric power.....	05	462111	12/10	117.873	117.556	118.331	122.635	129.096
Utility natural gas.....	05	5	12/90	270.578	305.434	299.154	289.550	280.974
Residential natural gas.....	05	51	12/90	258.452	264.879	265.435	267.298	267.833
Residential natural gas.....	05	5121	12/90	258.452	264.879	265.435	267.298	267.833
Residential natural gas.....	05	512101	12/90	258.452	264.879	265.435	267.298	267.833
Residential natural gas, New England.....	05	5121011	06/12	128.031	155.765	158.226	155.248	154.817
Residential natural gas, Middle Atlantic.....	05	5121012	06/12	136.606	136.533	139.571	140.192	140.792
Residential natural gas, East North Central.....	05	5121013	06/12	150.206	152.914	148.107	144.837	149.515
Residential natural gas, West North Central.....	05	5121014	06/12	144.087	142.489	148.241	145.727	145.397
Residential natural gas, South Atlantic.....	05	5121015	06/12	131.390	132.284	130.182	127.300	128.370
Residential natural gas, East South Central.....	05	5121016	06/12	118.926	128.219	132.026	133.902	133.199
Residential natural gas, West South Central.....	05	5121017	06/12	176.951	186.275	185.079	187.997	194.651
Residential natural gas, Mountain.....	05	5121018	06/12	144.416	148.715	149.493	151.592	153.908
Residential natural gas, Pacific.....	05	5121019	06/12	156.084	157.169	159.791	174.121	162.494
Commercial natural gas.....	05	52	12/90	254.844	267.317	266.871	270.209	268.624
Commercial natural gas.....	05	5221	12/90	254.844	267.317	266.871	270.209	268.624
Commercial natural gas.....	05	522101	12/90	254.844	267.317	266.871	270.209	268.624
Commercial natural gas, New England.....	05	5221011	06/12	126.443	159.433	162.972	159.999	159.874
Commercial natural gas, Middle Atlantic.....	05	5221012	06/12	127.616	127.874	129.078	129.634	130.262
Commercial natural gas, East North Central.....	05	5221013	06/12	151.981	158.112	154.114	152.129	158.525
Commercial natural gas, West North Central.....	05	5221014	06/12	160.649	156.584	157.959	151.387	151.882
Commercial natural gas, South Atlantic.....	05	5221015	06/12	130.172	132.860	128.472	128.381	129.134
Commercial natural gas, East South Central.....	05	5221016	06/12	125.364	131.734	132.738	131.038	133.117
Commercial natural gas, West South Central.....	05	5221017	06/12	193.089	214.232	209.386	208.299	211.947
Commercial natural gas, Mountain.....	05	5221018	06/12	142.471	147.809	148.541	151.159	145.863
Commercial natural gas, Pacific.....	05	5221019	06/12	168.403	180.404	187.964	212.514	191.476
Industrial natural gas.....	05	53	12/90	221.827	230.763	226.845	218.109	235.000
Industrial natural gas.....	05	5321	12/90	221.827	230.763	226.845	218.109	235.000
Industrial natural gas.....	05	532101	12/90	221.827	230.763	226.845	218.109	235.000
Industrial natural gas, New England.....	05	5321011	09/16	124.080	162.420	166.862	161.970	160.956
Industrial natural gas, Middle Atlantic.....	05	5321012	09/16	159.062	160.063	158.056	152.012	154.991
Industrial natural gas, East North Central.....	05	5321013	06/12	164.874	170.236	167.776	170.943	174.829
Industrial natural gas, West North Central.....	05	5321014	06/12	149.133	147.801	156.922	150.025	148.710
Industrial natural gas, South Atlantic.....	05	5321015	09/16	144.827	148.104	149.494	145.222	145.454
Industrial natural gas, East South Central.....	05	5321016	09/16	125.334	140.910	144.565	142.546	142.235
Industrial natural gas, West South Central.....	05	5321017	09/16	184.738	190.941	175.012	153.763	194.578
Industrial natural gas, Mountain.....	05	5321018	09/16	119.038	127.708	128.480	129.803	130.032
Industrial natural gas, Pacific.....	05	5321019	09/16	110.957	116.195	120.540	123.250	126.265
Natural gas to electric power.....	05	54	12/90	254.210	323.675	309.109	284.808	262.605
Natural gas to electric power.....	05	5421	12/90	254.210	323.675	309.109	284.808	262.605
Natural gas to electric power.....	05	542101	12/90	254.210	323.675	309.109	284.808	262.605
Crude petroleum (domestic production).....	05	6		220.924	223.073	196.856	227.743	258.867
Crude petroleum (domestic production).....	05	61		220.924	223.073	196.856	227.743	258.867

See footnotes at end of table.

Table 9. Producer price indexes for commodity and service groupings and individual items, not seasonally adjusted — Continued

[February 2022, Index base 1982=100, unless otherwise indicated]

Title	Commodity code		Other index base	Unadjusted index ¹				
	Group code	Item code		Oct. 2021	Nov. 2021 ^P	Dec. 2021 ^P	Jan. 2022 ^P	Feb. 2022 ^P
Crude petroleum (domestic production).....	05	6101		220.924	223.073	196.856	227.743	258.867
Crude petroleum (domestic production).....	05	610102	06/84	240.617	242.957	214.403	248.044	281.942
Petroleum products, refined.....	05	7		278.800	278.690	260.176	274.781	309.084
Gasoline.....	05	71		250.577	253.043	231.591	245.756	275.962
Unleaded premium gasoline.....	05	7103		262.550	267.561	246.064	256.427	287.320
Unleaded premium gasoline.....	05	710304	06/02	297.448	303.124	278.770	290.511	325.510
Unleaded regular gasoline.....	05	7104		247.150	248.876	227.584	242.397	272.739
Unleaded regular gasoline.....	05	710404	06/02	296.981	299.055	273.470	291.270	327.729
Unleaded mid-premium gasoline.....	05	7105	12/87	408.834	415.497	382.083	391.348	439.135
Unleaded mid-premium gasoline.....	05	710504	06/02	279.588	284.144	261.293	267.630	300.310
Kerosene and jet fuels.....	05	72		235.887	244.137	220.065	248.369	284.532
Kerosene.....	05	7202		255.539	250.372	228.632	247.673	287.516
Kerosene.....	05	720201		255.550	250.383	228.642	247.684	287.528
Jet fuel.....	05	7203		235.581	244.477	220.234	249.042	285.128
Jet fuel.....	05	720301		237.393	246.358	221.928	250.958	287.321
Light fuel oils.....	05	73		349.598	343.086	323.785	341.456	391.890
Home heating oil and distillates.....	05	7302		235.353	234.961	215.346	241.243	292.960
Home heating oil and distillates.....	05	730201		235.353	234.961	215.346	241.243	292.960
No. 2 diesel fuel.....	05	7303		374.107	366.731	346.753	364.233	416.389
No. 2 diesel fuel.....	05	730302	06/85	468.290	459.056	434.049	455.930	521.216
Residual fuels (heavy fuel oils, incl. #5, #6, & other residual fuels).....	05	74		212.416	221.650	219.642	206.113	236.566
Residual fuels (heavy fuel oils, incl. #5, #6, & other residual fuels).....	05	7407	06/85	312.042	325.606	322.657	302.783	347.518
Residual fuels (heavy fuel oils, incl. #5, #6, & other residual fuels).....	05	740703	06/02	275.786	287.773	285.167	267.602	307.139
Finished lubricants.....	05	76		498.878	498.782	499.578	503.623	505.713
Lubricating and similar oils.....	05	7604	06/85	474.724	474.624	475.452	479.117	481.291
Lubricating and similar oils not from petroleum refineries.....	05	760401	06/85	459.682	459.586	460.388	463.936	466.042
Lubricating oil base stocks.....	05	78	06/09	182.851	173.164	173.904	176.973	179.098
Lubricating oil base stocks.....	05	7801	06/09	182.851	173.164	173.904	176.973	179.098
Lubricating oil base stocks.....	05	780121	06/09	182.851	173.164	173.904	176.973	179.098
Asphalt and other petroleum and coal products, n.e.c.....	05	8	12/84	342.458	376.741	407.411	404.024	438.642
Asphalt and other petroleum and coal products, n.e.c.....	05	81	12/84	342.458	376.741	407.411	404.024	438.642
Asphalt.....	05	8102	06/85	245.052	264.984	248.417	245.122	272.426
Asphalt.....	05	810212	06/85	245.052	264.984	248.417	245.122	272.426
Other petroleum and coal products, including coke oven products, n.e.c.....	05	8103	12/84	641.753	714.941	847.279	842.626	902.575
Other petroleum and coal products, including coke oven products, n.e.c.....	05	810319	12/84	641.753	714.941	847.279	842.626	902.575
Other petroleum and coal products, made in coke oven establishments.....	05	8103191	06/09	144.051	144.213	149.263	153.400	161.512
Chemicals and allied products.....	06	—		347.377	351.607	350.105	352.043	355.750
Industrial chemicals.....	06	1		332.831	341.416	335.834	334.679	339.353
Basic inorganic chemicals.....	06	13		302.271	305.697	311.584	322.988	330.376
Inorganic chemicals, other than alkalis and chlorine.....	06	1302		300.455	304.060	308.967	308.108	313.902
Aluminum compounds.....	06	130209	06/95	131.428	131.967	131.967	138.112	138.961
Inorganic acids, inc. hydrochloric, sulfuric acid and other.....	06	13020T	12/08	107.027	107.549	118.152	119.320	122.233
Sulfuric acid.....	06	13020T1	06/87	203.739	202.578	231.352	231.451	231.398
Lime.....	06	130213		274.635	274.635	274.695	283.357	285.077
Potassium & sodium compounds, ex. bleaches.....	06	130217	06/01	335.007	342.546	348.418	356.715	372.203
Rock salt.....	06	130271	12/84	401.082	408.349	401.040	409.756	409.756
Other inorganic chemicals, nec.....	06	130283	12/06	164.449	166.436	167.428	162.799	164.326
All other inorganic chemicals.....	06	1302833	12/08	109.888	112.066	113.154	114.237	115.911
Alkalis and chlorine, including natural sodium carbonate and sulfate.....	06	1303		363.489	367.045	376.785	424.856	438.105
Natural sodium carbonate and sulfate.....	06	130301		183.538	182.560	187.010	196.012	201.235
Chlorine, sodium hydroxide, and other alkalis.....	06	130302	06/05	180.494	182.786	187.711	214.476	221.334
Sodium hydroxide (caustic soda).....	06	1303024	12/07	150.690	152.802	161.176	184.872	187.840
Other alkalis.....	06	1303028	12/11	114.867	116.931	116.288	127.061	135.023
Basic organic chemicals.....	06	14		338.740	348.166	340.759	337.620	341.881
Primary basic organic chemicals.....	06	1401		365.025	362.175	335.031	339.597	360.719
Aromatics.....	06	140197	06/01	237.086	249.989	243.625	252.161	269.597
Liquid refinery gases.....	06	140198	06/01	382.076	372.722	339.112	341.524	362.171
Cyclic intermediate chemicals and dyes.....	06	1402		277.647	281.906	288.141	289.507	293.011
Cyclic intermediate chemicals.....	06	140281	06/01	264.365	268.589	274.442	273.147	276.354
Synthetic organic dyes.....	06	140282	06/01	108.811	109.435	112.397	129.045	131.227
Other basic organics.....	06	1403		288.595	304.430	308.185	300.592	294.665
Ethanol (ethyl alcohol).....	06	140341		295.523	351.069	368.471	307.024	273.283
Other basic organics, n.e.c.....	06	140399	06/87	279.390	282.794	282.319	291.242	293.893

See footnotes at end of table.

Table 9. Producer price indexes for commodity and service groupings and individual items, not seasonally adjusted — Continued
 [February 2022, Index base 1982=100, unless otherwise indicated]

Title	Commodity code		Other index base	Unadjusted index ¹				
	Group code	Item code		Oct. 2021	Nov. 2021 ^P	Dec. 2021 ^P	Jan. 2022 ^P	Feb. 2022 ^P
Fatty acids.....	06	1403991	12/07	217.177	218.921	215.423	211.497	218.187
Bulk pesticides and other bulk synthetic organic agricultural chemicals, excluding preparation.....	06	1403992	12/07	269.724	269.724	269.724	285.117	285.117
Industrial organic flavor oil mixtures and blends.....	06	1403993	12/08	403.467	409.793	409.793	424.491	425.068
Natural organic chemicals.....	06	1403995	12/08	115.753	115.452	115.961	141.068	141.985
Synthetic organic chemicals for use as flavor and perfume materials.....	06	1403997	12/07	121.522	121.816	122.219	129.335	131.812
Synthetic organic plasticizers.....	06	1403999	12/07	125.439	133.320	147.075	148.285	148.028
Other synthetic organic chemicals.....	06	140399A	12/07	96.447	100.724	103.088	104.589	107.695
Miscellaneous end use chemicals and chemical products, excluding urea.....	06	140399B	12/07	192.839	192.942	192.942	198.052	200.348
Miscellaneous cyclic and acyclic chemicals and chemical products, excluding fatty acid esters.....	06	140399C	12/07	127.821	131.691	125.726	132.101	130.575
Paints and allied products.....	06	2		334.111	339.184	340.953	359.188	363.391
Prepared paint.....	06	21		346.877	349.664	353.310	376.424	378.745
Architectural coatings.....	06	2101		397.177	400.868	403.635	439.430	440.414
Architectural coatings.....	06	210104	12/03	217.889	219.913	221.431	241.068	241.608
Exterior architectural coatings.....	06	2101041	12/12	134.629	137.750	139.858	152.431	152.508
Interior architectural coatings.....	06	2101042	12/12	124.780	124.982	125.251	136.272	136.712
OEM finishes excluding marine coatings.....	06	2102	06/83	226.023	227.614	232.377	236.974	239.259
OEM finishes excluding marine coatings.....	06	210201	06/83	226.023	227.614	232.377	236.974	239.259
Transportation finishes, except powdered and high-solids coatings. . .	06	2102011	12/12	114.519	114.315	114.771	115.394	115.394
All other product finishes for original equipment manufacturers (OEM), excluding marine coating.....	06	2102012	12/12	120.952	122.243	125.644	128.847	130.574
Special purpose coatings, incl. marine, industrial & construction coatings.....	06	2103	06/83	467.889	471.171	473.399	510.055	514.747
Special purpose coatings, incl. marine, industrial & construction coatings.....	06	210301	06/83	467.889	471.171	473.399	510.055	514.747
Paint materials.....	06	22		281.330	292.590	289.004	294.075	303.689
Paint colors.....	06	2202		232.953	243.496	240.139	243.785	252.786
All other inorganic pigments, including TiO2, chrome colors, and other white opaque pigments.....	06	22020N	09/21	101.126	106.749	105.385	106.739	111.751
Synthetic organic pigments.....	06	220298	06/87	169.245	170.789	167.806	171.789	171.876
Kaolin and ball clay.....	06	2204		231.295	231.295	231.295	239.667	239.667
Kaolin and ball clay.....	06	220407		265.175	265.175	265.175	274.773	274.773
Allied and miscellaneous paint products.....	06	23	06/83	379.477	382.628	386.382	401.985	402.605
Allied and miscellaneous paint products.....	06	2301	06/83	379.477	382.628	386.382	401.985	402.605
Allied and miscellaneous paint products.....	06	230104	12/03	214.820	216.603	218.729	227.561	227.912
Drugs and pharmaceuticals.....	06	3		628.607	628.659	632.505	641.130	643.300
Medicinal and botanical chemicals, drugs, and other products.....	06	31		181.533	181.368	181.726	184.840	184.845
Medicinal and botanical chemicals, drugs, and other products.....	06	3102	06/82	181.587	181.421	181.779	184.895	184.900
Synthetic organic medicinal chemicals, medicinal & botanical drugs, & other products.....	06	310203	06/82	181.587	181.421	181.779	184.895	184.900
Biological products, including diagnostics.....	06	37		297.117	297.129	306.493	310.455	310.644
Biological products, excluding diagnostic, for veterinary, industrial, and all other misc. uses.....	06	3717	12/04	148.143	148.143	148.143	-	-
Diagnostics.....	06	3718	06/09	128.134	128.145	139.540	139.700	139.700
In-vitro diagnostic substances.....	06	371801		205.457	205.480	229.407	229.000	229.000
Biological products, excluding diagnostic, for human use.....	06	3719	06/09	147.639	147.642	147.642	151.238	151.416
Pharmaceutical preparations.....	06	38	06/01	276.538	276.583	276.506	280.342	281.589
Pharmaceuticals affecting neoplasms, the endocrine system, & metabolic diseases.....	06	3801	06/01	305.570	305.570	305.570	309.020	310.248
Cancer therapy products.....	06	380102	12/09	109.861	109.861	109.861	113.326	113.447
Insulin/antidiabetes products.....	06	380103	12/09	299.442	299.442	299.442	306.912	306.912
Other neoplasms, endocrine system, and metabolic diseases.....	06	380104	12/09	172.932	172.932	172.932	173.866	175.033
Hormones and oral contraceptives.....	06	380105	12/09	222.686	222.686	222.686	224.093	224.093
Pharmaceuticals acting on the central nervous system and the sense organs.....	06	3802	06/01	315.738	315.738	315.738	322.265	325.516
Analgesics.....	06	380202	12/09	263.480	263.480	263.480	271.456	278.126
Analgesics, over-the-counter.....	06	380202OC	06/81	261.872	261.872	261.872	261.872	262.452
Analgesics, prescription.....	06	380202RX	06/81	2,258.552	2,258.552	2,258.552	2,330.447	2,390.313
Psychotherapeutics.....	06	380203	12/09	181.409	181.409	181.409	184.671	184.671
Antidepressants.....	06	3802031	12/09	180.515	180.515	180.515	183.714	183.714
Other psychotherapeutics, including tranquilizers.....	06	3802032	12/09	196.405	196.405	196.405	199.993	199.993
Anticonvulsants.....	06	380204	12/09	238.085	238.085	238.085	238.085	238.085
Other central nervous system and sense organs.....	06	380205	12/09	190.435	190.435	190.435	193.082	193.082
Pharmaceuticals acting on the cardiovascular system.....	06	3803	06/01	422.345	422.345	421.774	425.459	425.459
Other cardiovascular preparations.....	06	380305	12/09	319.980	319.980	319.469	319.469	319.469
Pharmaceuticals acting on the respiratory system.....	06	3804	06/01	229.205	229.356	229.356	233.888	234.535

See footnotes at end of table.

Table 9. Producer price indexes for commodity and service groupings and individual items, not seasonally adjusted — Continued
 [February 2022, Index base 1982=100, unless otherwise indicated]

Title	Commodity code		Other index base	Unadjusted index ¹				
	Group code	Item code		Oct. 2021	Nov. 2021 ^P	Dec. 2021 ^P	Jan. 2022 ^P	Feb. 2022 ^P
Antihistamines and bronchodilators, including antiasthmatics.....	06	380402	12/07	157.690	157.690	157.690	157.690	159.413
Other respiratory preparations.....	06	380403	12/07	197.650	197.824	197.824	203.093	203.093
Other respiratory preparations, over-the-counter.....	06	380403OC	12/07	116.997	117.793	117.793	122.985	122.985
Other respiratory preparations, prescription.....	06	380403RX	12/07	220.107	220.107	220.107	225.391	225.391
Pharmaceuticals acting on the digestive or the genito-urinary systems.....	06	3805	06/01	202.469	202.449	202.449	202.450	202.450
Other digestive or genito-urinary preparations.....	06	380503	12/09	147.239	147.224	147.224	147.225	147.225
Other digestive or genito-urinary preparations, over-the-counter.....	06	380503OC	06/01	127.631	127.631	127.631	127.631	—
Other digestive or genito-urinary preparations, prescription.....	06	380503RX	06/01	222.189	222.164	222.164	222.165	222.165
Pharmaceuticals acting on the skin.....	06	3806	06/01	189.499	189.499	189.499	190.342	190.342
Other pharmaceutical preparations acting on the skin.....	06	380603	12/09	124.134	124.134	124.134	124.939	124.939
Anti-acne preparations.....	06	380604	12/09	111.726	111.726	111.726	111.726	111.726
Vitamin, nutrient, and hematonic preparations.....	06	3807	06/01	139.721	139.866	139.565	140.503	141.053
Multivitamins.....	06	380702	12/09	108.574	108.574	108.574	109.720	111.115
Other vitamins and nutrients.....	06	380703	12/09	132.687	132.923	132.434	132.962	132.643
Pharmaceuticals affecting parasitic and infective diseases.....	06	3808	06/01	268.760	268.760	268.760	271.856	271.856
Broad and medium spectrum antibiotics.....	06	380802	12/09	169.495	169.495	169.495	170.335	170.335
Systemic antivirals.....	06	380803	12/09	183.682	183.682	183.682	187.053	187.053
Other parasitic and infective diseases.....	06	380804	12/09	204.129	204.129	204.129	206.526	—
Fats and oils, inedible.....	06	4		364.119	365.021	340.696	341.704	369.110
Fats and oils, inedible.....	06	41		364.119	365.021	340.696	341.704	369.110
Fats and oils, inedible.....	06	4101		364.119	365.021	340.696	341.704	369.110
Soybean oil, processed for inedible purposes.....	06	410131	06/95	217.720	216.857	201.749	203.788	214.191
Crude soybean oil, degummed, made from soybeans crushed in the same establishment.....	06	4101311	12/07	90.872	91.904	91.106	89.306	88.932
Soybean oil, all other types.....	06	4101312	12/07	172.910	171.070	154.508	158.324	170.495
Lard, inedible tallow, and grease, except wool grease.....	06	410132	06/02	523.647	537.828	508.019	496.278	590.659
Agricultural chemicals and chemical products.....	06	5		300.501	314.509	330.241	339.834	347.433
Mixed fertilizers.....	06	51		230.486	237.994	245.458	253.455	253.455
Mixed fertilizers.....	06	5105	06/86	243.206	251.128	259.004	267.442	267.442
Mixed fertilizers.....	06	510501	06/86	243.206	251.128	259.004	267.442	267.442
Mixed fertilizers, made in plants which manufacture fertilizer materials.....	06	5105011	12/09	208.177	222.061	233.289	238.007	238.007
Mixed fertilizers, dry, mixing only.....	06	5105012	12/09	117.681	118.742	119.952	125.257	125.257
Mixed fertilizers, liquid, mixing only.....	06	5105013	12/09	147.037	153.350	163.621	166.882	166.882
Fertilizer materials.....	06	52		371.464	401.768	436.355	445.470	464.163
Nitrogenates.....	06	5201		411.070	459.474	526.866	549.515	597.044
Fertilizer materials of organic origin.....	06	520137	12/93	222.291	222.291	220.131	238.332	238.645
Synthetic ammonia, nitric acid, ammonium compounds, and urea.....	06	52013A	12/14	132.574	149.037	171.958	179.139	195.294
Phosphates.....	06	5202		339.356	357.581	370.654	—	—
Phosphoric acid, 52-54 percent APA, superphosphates and other phosphate fertilizer materials.....	06	52026A	12/14	146.916	154.806	160.466	—	—
Other agricultural chemicals.....	06	53		216.215	216.501	216.772	225.762	225.767
Other agricultural chemicals.....	06	5301		216.215	216.501	216.772	225.762	225.767
Lawn and garden pesticides and chemicals.....	06	530107	06/03	166.260	168.996	168.996	170.615	170.615
Household and institutional pesticides and chemicals.....	06	530108	06/03	150.897	151.401	153.290	158.370	158.409
Agricultural and commercial pesticides and chemicals.....	06	530109	06/03	143.913	143.913	143.913	150.359	150.359
Plastic resins and materials.....	06	6		326.733	323.232	313.736	304.982	304.125
Thermoplastic resins and plastics materials.....	06	62		339.441	335.109	323.509	312.279	311.677
Thermoplastic resins and plastics materials.....	06	6212	12/03	235.876	232.866	224.805	217.002	216.583
Thermoplastic resins and plastics materials.....	06	621201	12/03	235.876	232.866	224.805	217.002	216.583
Thermosetting resins and plastics materials.....	06	63		270.724	272.189	275.222	281.395	278.870
Thermosetting resins and plastics materials.....	06	6306	12/98	192.922	193.966	196.127	200.526	198.726
Thermosetting resins and plastics materials.....	06	630601	12/98	192.922	193.966	196.127	200.526	198.726
Other chemicals and allied products.....	06	7		220.920	223.302	225.207	228.620	231.664
Soaps and detergents.....	06	71		194.015	194.791	194.944	196.391	196.656
Soaps and other detergents.....	06	7104		186.343	187.088	187.234	188.625	188.879
Soaps and detergents, commercial, industrial, and institutional.....	06	710401	06/83	259.658	261.689	261.852	266.361	267.213
Commercial, industrial, and institutional hard surface cleaners.....	06	71040101	12/11	104.260	104.702	104.962	106.328	107.547
Commercial, industrial, and institutional laundry detergents.....	06	71040102	12/11	119.753	122.061	122.065	122.164	122.319
Commercial, industrial, and institutional dishwashing detergents.....	06	71040103	12/11	122.983	123.444	123.508	128.202	128.738
Commercial, industrial, and institutional metal cleaners.....	06	71040104	12/11	127.895	127.895	128.262	129.121	129.121
Dairy, farm, and food plant cleaners, sanitizers, etc.....	06	71040106	12/11	118.867	119.142	119.325	119.730	119.730
Commercial, industrial, and institutional soaps, excluding specialty cleaners.....	06	71040107	12/11	126.859	127.173	127.152	128.365	128.365
Commercial, industrial, and institutional scouring cleaners.....	06	71040109	05/18	100.353	100.353	100.353	100.353	100.353
Household detergents.....	06	710402		162.674	162.935	162.922	163.004	163.004

See footnotes at end of table.

Table 9. Producer price indexes for commodity and service groupings and individual items, not seasonally adjusted — Continued

[February 2022, Index base 1982=100, unless otherwise indicated]

Title	Commodity code		Other index base	Unadjusted index ¹				
	Group code	Item code		Oct. 2021	Nov. 2021 ^P	Dec. 2021 ^P	Jan. 2022 ^P	Feb. 2022 ^P
Household alkaline detergents and cleaners.....	06	7104021	05/18	108.025	108.153	108.121	108.325	108.325
Household dry and liquid laundry detergents.....	06	7104022	05/18	107.154	107.342	107.342	107.342	107.342
Soaps, excluding specialty cleaners, household.....	06	710403	06/83	197.529	197.528	198.451	198.451	198.451
Polish and other sanitation goods.....	06	72	06/83	210.704	214.477	215.225	217.339	217.612
Polish and other sanitation goods.....	06	7201	06/83	210.704	214.477	215.225	217.339	217.612
Polishing preparations and related products.....	06	720103	06/83	260.774	267.890	271.389	276.509	278.198
Specialty cleaning and sanitation products.....	06	720105	05/17	110.660	112.959	113.263	114.468	114.549
Disinfectants, nonagricultural, industrial and institutional.....	06	7201051	05/17	136.796	140.067	140.067	140.711	140.711
Air and room fresheners.....	06	7201053	12/11	109.824	115.997	115.997	120.382	120.382
Laundry fabric softeners and rinses, liquid and dry.....	06	7201058	05/17	106.468	106.468	106.566	107.011	107.011
Other specialty cleaning and sanitation products.....	06	7201059	12/11	112.291	114.307	115.081	115.643	115.871
Cosmetics and other toilet preparations.....	06	75		169.788	169.810	170.237	172.284	174.210
Shaving preparations.....	06	7502		162.372	161.669	165.277	167.483	167.483
Shaving preparations.....	06	750206	06/99	143.666	143.044	146.634	148.188	148.188
Perfumes, toilet waters, and colognes.....	06	7503		174.401	174.401	176.398	178.247	178.247
Perfumes, toilet waters, and colognes.....	06	750306	06/99	108.775	108.775	110.021	111.174	111.174
Hair preparations (including shampoos).....	06	7504		195.471	195.514	195.928	199.990	203.228
Hair preparations (including shampoos).....	06	750407	06/99	144.682	144.714	145.020	148.027	150.424
Hair preparations incl professional, consumer, and cream/gel shampoos.....	06	75040701	12/11	127.435	127.435	127.825	131.179	133.109
Hair tonics and hair dressings incl professional and consumer use.....	06	75040702	12/11	106.950	107.048	106.956	107.306	109.557
Toothpastes, denture cleaners, and mouthwashes.....	06	7505		148.989	149.273	149.273	149.294	149.294
Denture cleaners, mouthwashes, gargles, and rinses.....	06	750504	12/11	116.005	116.307	116.307	116.335	116.335
Creams, lotions, and oils, excluding shaving, hair, and deodorant.....	06	7514	06/99	118.439	118.395	118.548	121.705	122.258
Creams, lotions, and oils, excluding shaving, hair, and deodorant.....	06	751401	06/99	118.439	118.395	118.548	121.705	122.258
Other cosmetics and toilet preparations.....	06	7515	06/99	114.693	114.693	114.861	115.224	117.244
Other cosmetics and toilet preparations.....	06	751501	06/99	114.693	114.693	114.861	115.224	117.244
Misc. chemical prod. and preparations.....	06	79		272.260	276.718	280.687	286.208	291.839
Explosives, propellants, and blasting accessories.....	06	7902		239.845	239.867	243.356	251.218	251.790
Explosives, propellants, and blasting accessories.....	06	790234	12/03	147.426	147.440	149.584	154.417	154.768
Industrial gases.....	06	7903		291.605	316.199	326.152	326.534	332.864
Carbon dioxide.....	06	790302		404.903	404.616	404.050	407.965	408.583
Nitrogen.....	06	790303		249.842	251.133	251.359	251.108	252.333
Oxygen.....	06	790304		390.593	390.593	390.692	392.960	395.751
Argon and hydrogen.....	06	790309	06/09	83.224	83.163	83.133	83.541	84.185
Other industrial gases (including fluorocarbon and acetylene).....	06	790312	06/09	213.837	249.854	264.554	264.284	272.416
Adhesives and sealants.....	06	7904	12/83	294.762	296.550	302.585	310.075	321.104
Synthetic resin and rubber adhesives.....	06	790402	12/83	300.119	302.943	308.953	313.686	327.785
Epoxy adhesives.....	06	7904021	12/11	133.060	133.060	135.434	135.243	141.363
Other synthetic resin and rubber adhesives.....	06	7904026	12/11	114.665	117.697	120.341	124.989	129.519
Structural sealants (load bearing).....	06	790407	12/11	110.103	110.103	110.386	111.687	111.979
Nonstructural caulking compounds and sealants.....	06	79040A	12/11	138.512	138.512	142.666	150.515	154.259
Surface active agents.....	06	7905	12/83	317.427	316.424	319.970	328.605	331.356
Textile and leather assistants and finishes.....	06	790501	12/83	216.688	218.593	220.434	221.375	225.459
Surfactants (bulk surface active agents).....	06	790502	12/83	345.482	343.756	347.758	358.367	360.822
Gum and wood chemicals, including wood distillation products.....	06	7906	06/84	436.037	435.467	438.304	471.727	490.102
Gum and wood chemicals, including wood distillation products.....	06	790607	12/03	284.680	284.308	286.160	307.981	319.977
Other miscellaneous chemical products.....	06	7909		233.414	236.143	237.976	241.527	245.914
Carbon black.....	06	790918	12/83	466.121	483.348	542.439	533.591	605.861
Printing ink.....	06	790919	06/84	236.741	238.315	238.392	240.757	241.023
Gravure printing inks.....	06	7909192	12/11	104.286	104.286	104.286	104.329	104.329
Lithographic and offset inks.....	06	7909193	12/11	117.886	117.958	117.958	119.065	119.629
News and nonheat web offset printing inks.....	06	79091931	12/11	126.368	126.371	126.371	126.371	126.371
Publication and commercial web inks.....	06	79091932	12/11	116.899	116.899	116.899	116.911	116.911
Sheet-fed general inks.....	06	79091933	12/11	117.014	117.463	117.463	121.113	123.032
Sheet-fed packaging inks.....	06	79091934	12/11	114.119	114.119	114.119	116.842	118.194
Flexographic printing inks.....	06	7909194	12/11	131.863	132.132	132.209	142.565	142.629
Nonimpact/digital inks.....	06	7909195	12/11	171.476	174.058	173.968	171.268	170.244
All other printing inks.....	06	7909196	12/11	108.364	108.967	109.795	109.795	113.942
Water-treating compounds.....	06	790961	06/85	211.827	210.050	214.027	226.256	225.456
Automotive chemicals.....	06	790991	06/09	108.291	108.291	108.291	109.142	115.360
Other chemical preparations, n.e.c.....	06	790999	06/85	257.560	262.728	259.010	263.455	262.956
Rubber and plastic products.....	07	—		231.221	234.780	237.773	241.101	243.474
Rubber and rubber products.....	07	1		198.549	198.905	199.724	205.522	206.859
Synthetic rubber, inc. styrene-butadiene rubber (SBR) and ethylene propylene.....	07	11		248.567	244.803	236.956	238.261	237.888
Synthetic rubber.....	07	1102		249.859	246.076	238.188	239.500	239.125
Synthetic rubber, inc. sbr and ethylene propylene.....	07	110224	06/03	197.952	194.954	188.706	189.745	189.448

See footnotes at end of table.

Table 9. Producer price indexes for commodity and service groupings and individual items, not seasonally adjusted — Continued
 [February 2022, Index base 1982=100, unless otherwise indicated]

Title	Commodity code		Other index base	Unadjusted index ¹				
	Group code	Item code		Oct. 2021	Nov. 2021 ^P	Dec. 2021 ^P	Jan. 2022 ^P	Feb. 2022 ^P
Tires, tubes, tread, & repair materials.....	07	12		163.515	164.710	165.283	170.964	172.778
Tires.....	07	1201		159.569	160.804	161.397	167.195	169.050
Pneumatic tires (including passenger, truck, bus, tractor, industrial, and other tires).....	07	12010		159.492	160.564	161.163	167.004	168.873
Passenger car pneumatic tires.....	07	120104	12/03	163.386	163.737	163.984	170.152	172.225
Truck and bus (including off-the-highway) pneumatic tires.....	07	120105		162.106	164.367	165.020	172.028	174.212
Tread rubber, tire sundries, and repair materials.....	07	1203		244.741	244.860	244.905	247.269	247.938
Tread rubber, tire sundries, and repair materials.....	07	120354	12/03	176.058	176.144	176.176	177.877	178.358
Miscellaneous rubber products.....	07	13		222.249	223.174	227.216	234.822	236.299
Rubber and plastics footwear, including athletic footwear.....	07	1301		149.777	149.777	151.805	151.706	151.706
Rubber and plastics footwear, including athletic footwear.....	07	130109	12/11	111.639	111.639	113.150	113.077	113.077
Rubber and plastics belts and belting.....	07	1303		311.360	315.531	318.764	324.885	327.890
Flat rubber and plastics belts and belting.....	07	130371	12/03	280.819	286.269	290.826	296.866	296.866
Rubber and plastics transmission belts and belting (excluding flat).....	07	130372	12/03	140.790	141.173	141.173	143.477	147.250
Rubber and plastics hose.....	07	1304		290.128	289.853	294.911	296.836	297.153
Rubber and plastics hose.....	07	130411	12/11	128.642	128.520	130.763	131.616	131.757
Industrial rubber and plastics hose without fittings.....	07	1304116	12/11	121.930	121.930	122.185	123.724	123.724
Rubber and plastics water hose (incl. fire, irrigation, etc.).....	07	1304117	12/11	174.088	174.679	181.335	182.936	184.486
Rubber and plastics hose for on- and off-highway motor vehicles.....	07	1304118	12/11	116.093	115.506	116.495	117.221	117.221
Miscellaneous rubber products, n.e.c.....	07	1306	06/83	196.054	196.841	200.664	208.965	210.432
All other industrial rubber products.....	07	130604	06/83	274.342	274.854	281.118	283.614	285.602
All other miscellaneous rubber goods.....	07	130606	06/83	218.361	219.943	223.531	228.105	228.947
Rubber compounds or mixtures for sale or interplant transfer.....	07	130612	06/83	264.347	264.512	266.556	279.320	281.384
Rubber druggist and medical sundries, excluding gloves.....	07	130616	12/03	141.647	141.647	141.828	141.828	141.864
Rubber products for mechanical use.....	07	130617	12/04	119.058	119.326	121.577	127.632	127.797
Molded rubber mechanical goods automotive.....	07	1306171	12/11	93.638	93.638	93.638	94.167	94.230
Molded rubber mechanical goods, transportation/off-highway.....	07	1306172	12/11	106.161	107.282	117.221	121.688	121.137
Other molded rubber mechanical goods (excluding tubing).....	07	1306179	12/11	124.831	124.831	127.902	133.974	135.344
Other extruded rubber mechanical goods (excl. auto)(excl. tubing).....	07	130617C	12/11	120.616	121.817	121.817	121.798	122.031
Rubber coated fabrics and garments.....	07	130618	06/06	165.342	165.630	176.376	176.376	176.376
Plastic products.....	07	2		251.378	256.207	260.083	262.656	265.484
Plastic construction products.....	07	21		314.861	320.156	324.612	329.810	334.192
Plastic construction products.....	07	2106		314.862	320.156	324.612	329.810	334.192
Plastics pipe.....	07	210603	12/05	189.569	191.043	194.662	196.922	199.164
Plastics drain, waste, and vent pipe.....	07	2106031	12/11	152.098	153.906	158.386	162.871	159.469
Plastics water pipe.....	07	2106033	12/11	206.599	209.005	213.227	216.245	227.471
Plastics sewer, stormdrain, and water main pipe.....	07	2106038	12/17	196.936	200.505	210.558	210.839	216.187
Other plastics pipe.....	07	210603B	12/11	190.391	190.272	185.878	186.743	186.743
Plastics pipe fittings and unions.....	07	210604	12/05	266.987	268.470	275.586	290.076	294.253
Plastics plumbing fixtures.....	07	210605	12/05	152.244	157.388	157.959	160.453	160.453
Other plastic construction products.....	07	210606		263.496	269.156	272.016	275.687	280.478
Building and construction polystyrene foam products.....	07	2106061	06/08	162.595	173.248	173.645	178.062	180.205
Building & construction fabricated plastics products (excl foam, plumbing fixtures, hardware).....	07	2106063	06/08	152.047	154.288	156.134	157.944	160.825
Unsupported plastic film, sheet and other shapes.....	07	22		270.885	275.989	277.899	279.373	280.770
Unsupported plastic film, sheet and other shapes.....	07	2205	12/82	268.437	273.495	275.388	276.849	278.233
Unsupported plastic film, sheet and other shapes.....	07	220501	12/82	268.437	273.495	275.388	276.849	278.233
Unlaminated polyethylene film and sheet.....	07	2205011	12/11	128.565	132.399	135.250	134.062	135.570
Unlaminated vinyl and vinyl copolymer film and sheet.....	07	2205013	12/11	141.418	141.862	143.007	143.075	142.785
Miscellaneous unlaminated plastics film and sheet.....	07	2205014	12/11	113.239	117.038	117.488	118.334	118.964
Unlaminated plastics profile shapes.....	07	2205015	12/11	125.687	125.688	124.628	130.056	131.306
Laminated plastic sheets, rods, and tubes.....	07	23		227.101	227.567	230.052	238.318	246.363
Laminated plastics plates, sheet (excluding packaging), and shapes.....	07	2304		227.407	227.874	230.362	238.639	246.695
Laminated plastics plates, sheet (excluding packaging), and shapes.....	07	230401	12/82	234.083	234.564	237.125	245.645	253.937
Parts for manufacturing from plastics.....	07	26		170.844	172.046	175.321	177.221	177.846
Parts for transportation equipment.....	07	2601		161.331	162.650	166.976	168.540	169.209
Parts for transportation equipment.....	07	260105	12/82	160.013	161.322	165.612	167.163	167.827
Transportation polyurethane foam products.....	07	2601051	12/11	115.615	115.615	115.615	117.268	117.268
Transportation fabricated plastic parts (excluding foam and reinforced plastics).....	07	2601052	12/11	124.252	125.350	128.951	130.109	130.666
Other parts and components for manufacturing.....	07	2602		156.178	157.350	158.101	161.160	162.124
Other parts and components for manufacturing.....	07	260205	12/82	156.299	157.472	158.223	161.285	162.249
All other miscellaneous polyurethane foam products.....	07	2602051	12/11	110.645	110.645	113.305	112.875	113.633
Electrical & electronic fabricated plastics (excl. foam and reinforced plastics).....	07	2602052	12/11	102.189	102.354	102.354	102.742	102.761
All other polystyrene foam products incl. transportation application uses.....	07	2602053	12/11	129.706	136.029	138.950	144.457	149.381
Industrial machinery plastics products, excl foam (incl gears, bearings, bushings, cams).....	07	2602054	12/11	127.665	127.665	127.316	131.786	131.786

See footnotes at end of table.

Table 9. Producer price indexes for commodity and service groupings and individual items, not seasonally adjusted — Continued

[February 2022, Index base 1982=100, unless otherwise indicated]

Title	Commodity code		Other index base	Unadjusted index ¹				
	Group code	Item code		Oct. 2021	Nov. 2021 ^P	Dec. 2021 ^P	Jan. 2022 ^P	Feb. 2022 ^P
Foam components for furniture.....	07	2603	12/82	293.959	293.840	295.319	295.899	294.649
Foam components for furniture.....	07	260305	12/99	216.597	216.510	217.600	218.027	217.106
Other plastic products.....	07	29	12/82	278.447	279.684	282.817	286.912	288.542
Other plastic products.....	07	2901	12/82	278.447	279.684	282.817	286.912	288.542
Custom compounding of purchased plastic resins (incl color concentrates and resin pellets).....	07	290196	12/99	202.610	204.136	206.897	205.437	206.986
All other reinforced and fiberglass plastics products.....	07	290197	12/99	195.823	195.857	197.498	208.045	208.830
Products made of foam other than polystyrene or polyurethane.....	07	290198	12/99	154.885	154.885	155.758	155.758	155.758
Plastic packaging products.....	07	2A	12/06	139.972	143.147	143.798	145.204	144.839
Plastic packaging products.....	07	2A01	12/06	139.972	143.147	143.798	145.204	144.839
Plastic packaging products.....	07	2A0101	12/06	139.972	143.147	143.798	145.204	144.839
Other plastic packaging products, excluding film, sheet, foam and bottles.....	07	2A01012	12/09	137.419	140.263	140.268	138.313	137.530
Packaging polyurethane foam products.....	07	2A01013	12/09	195.065	195.065	195.065	197.161	197.161
Plastic bottles.....	07	2A01014	12/09	121.848	122.767	122.718	126.441	126.398
Polystyrene foam food containers.....	07	2A01015	12/11	197.185	215.693	228.106	240.989	240.755
Polystyrene foam protective shipping pads/shaped cushioning/other foam packaging supplies.....	07	2A01016	12/11	156.244	165.559	166.348	175.089	177.461
Consumer, institutional, and commercial products, n.e.c.....	07	2B	12/06	161.234	168.238	174.242	174.718	181.025
All other consumer, institutional, and commercial products.....	07	2B01	12/06	161.234	168.238	174.242	174.718	181.025
All other consumer, institutional, and commercial products.....	07	2B0101	12/06	161.234	168.238	174.242	174.718	181.025
Consumer and institutional polystyrene foam products.....	07	2B01011	12/07	187.152	200.397	211.344	220.903	219.292
Consumer and institutional polyurethane foam products.....	07	2B01013	12/07	171.705	171.705	171.705	171.705	171.705
Consumer/institutional/commercial fabricated plastics products.....	07	2B01015	12/07	146.263	152.129	157.215	156.338	163.613
Recyclable plastics.....	07	2C	12/11	96.148	97.537	97.960	95.508	95.508
Recyclable plastics.....	07	2C01	12/11	96.148	97.537	97.960	95.508	95.508
Recyclable plastics.....	07	2C0101	12/11	96.148	97.537	97.960	95.508	95.508
Lumber and wood products.....	08	—		297.671	301.712	319.207	349.112	359.129
Lumber.....	08	1		288.295	299.073	346.950	406.464	421.623
Softwood lumber.....	08	11		291.531	308.990	384.514	479.300	504.269
Softwood cut stock and dimension.....	08	1105		315.599	316.462	349.824	418.890	420.938
Softwood cut stock and dimension.....	08	110503		336.841	337.762	373.369	447.085	449.270
Softwood lumber, not edge worked.....	08	1106	12/03	148.197	159.491	205.249	264.093	279.218
Softwood lumber, not edge worked.....	08	110601	12/03	148.197	159.491	205.249	264.093	279.218
Softwood dressed lumber, less than 2 inches in nominal thickness, not edge worked.....	08	1106012	06/12	151.374	149.060	155.282	168.393	190.248
Softwood dressed 2-inch lumber, 2 inches in nominal thickness only, not edge worked.....	08	1106013	06/12	159.816	178.808	262.142	352.139	379.262
Softwood dressed lumber and timbers, more than 2 inches in nominal thickness, not edge worked.....	08	1106014	06/12	158.549	180.433	196.620	332.324	306.286
Softwood lumber, made from purchased lumber.....	08	1107	12/03	269.166	271.684	298.308	313.949	325.108
Softwood lumber, made from purchased lumber.....	08	110701	12/03	269.166	271.684	298.308	313.949	325.108
Hardwood lumber.....	08	12		301.227	300.807	302.563	303.130	301.805
Hardwood cut stock and dimension.....	08	1203		361.849	361.849	361.849	361.849	365.396
Hardwood cut stock and dimension.....	08	120311	06/84	314.823	314.823	314.823	314.823	317.908
Hardwood flooring.....	08	1204	06/84	231.556	242.456	250.176	253.761	253.589
Oak and maple hardwood flooring.....	08	120401	06/84	232.853	246.017	255.395	257.412	257.204
Hardwood flooring, other than oak and maple.....	08	120402	12/11	138.652	138.712	138.592	145.404	145.404
Hardwood lumber, not edge worked.....	08	1205	12/03	154.105	150.223	149.718	149.361	147.682
Hardwood lumber, not edge worked.....	08	120501	12/03	154.105	150.223	149.718	149.361	147.682
Millwork.....	08	2		328.393	330.407	337.188	353.145	359.644
General millwork.....	08	21		297.106	298.630	300.555	307.704	311.281
General millwork.....	08	2101		297.106	298.630	300.555	307.704	311.281
Stock wood kitchen cabinets, related cabinetwork and countertops.....	08	210102	12/12	115.220	115.220	117.217	117.217	117.217
Stock wood kitchen cabinets and related cabinetwork for permanent installation.....	08	2101021	12/09	122.263	122.263	124.917	124.917	124.917
Custom wood kitchen cabinets, bathroom vanities, and related cabinetwork.....	08	210105	12/12	127.612	127.612	127.680	134.295	134.369
Custom wood kitchen cabinets and related cabinetwork not sold direct to customer at retail.....	08	2101051	12/09	146.923	146.923	147.088	161.066	161.247
Custom wood kitchen cabinets, bathroom vanities, and related cabinet work sold at retail.....	08	2101052	12/09	124.058	124.058	124.058	125.710	125.710
Wood window units.....	08	210112	06/83	303.199	304.862	304.862	313.118	313.118
Double hung wood window units.....	08	2101121	06/13	139.541	140.453	140.453	146.309	146.309
Casement wood window units.....	08	2101122	06/13	147.150	148.158	148.158	150.305	150.305
All other wood window units, including horizontal sliding, awning and single hung.....	08	2101123	06/13	120.617	120.617	120.617	123.334	123.334
Wood sash, excluding sash shipped in window units.....	08	210122	06/83	302.902	302.902	302.902	312.331	312.331

See footnotes at end of table.

Table 9. Producer price indexes for commodity and service groupings and individual items, not seasonally adjusted — Continued
 [February 2022, Index base 1982=100, unless otherwise indicated]

Title	Commodity code		Other index base	Unadjusted index ¹				
	Group code	Item code		Oct. 2021	Nov. 2021 ^P	Dec. 2021 ^P	Jan. 2022 ^P	Feb. 2022 ^P
Wood window & door frames, incl. door frames in door units, excl. window frames in window units.....	08	210132	06/83	265.982	271.134	271.134	271.850	274.540
Wood panel, flush, & molded face doors, interior & exterior, incl. doors with glazed sections.....	08	210142	06/83	283.061	287.292	291.577	293.615	308.500
Other wood doors, incl. garage, patio, bifold, cabinet, screen, storm and louver.....	08	210152	06/83	272.627	273.749	274.340	278.355	281.449
Wood moldings.....	08	210162	06/83	340.492	343.692	346.234	352.246	362.919
Mirror and picture frames and framed pictures.....	08	210175	06/02	134.651	134.651	134.651	134.884	134.884
Other wood millwork products, including stairwork, exterior millwork, and softwood flooring.....	08	210183	06/83	286.957	287.746	291.476	320.582	327.827
Prefabricated structural members.....	08	22		488.710	493.274	525.436	587.400	609.143
Prefabricated structural members.....	08	2201		488.710	493.274	525.436	587.400	609.143
Laminated veneer lumber.....	08	220107	12/03	231.025	231.025	232.597	231.434	233.346
Other engineered structural wood members, excluding trusses & laminated veneer lumber.....	08	220108	12/03	240.534	242.026	251.661	254.669	260.174
Wood trusses.....	08	220109	12/03	303.678	307.100	331.082	381.305	397.554
Plywood.....	08	3		272.670	283.574	291.020	343.663	362.681
Softwood veneer and plywood.....	08	31		320.351	336.900	352.620	452.752	485.500
Softwood veneer and plywood.....	08	3103		250.171	263.094	275.371	353.566	379.140
Softwood veneer and plywood.....	08	310303	12/05	154.556	162.539	170.124	218.433	234.233
Softwood veneer, incl. veneer backed w/ paper, cloth, or other flexible material.....	08	3103031	12/07	146.620	144.640	147.343	161.754	179.969
Softwood plywood products: rough, sanded, and specialties.....	08	3103035	12/11	176.147	188.667	198.920	265.231	282.081
Hardwood veneer and plywood.....	08	35	12/05	150.090	153.133	151.712	150.386	152.619
Hardwood veneer and plywood.....	08	3501	12/05	150.090	153.133	151.712	150.386	152.619
Hardwood veneer, including veneer backed with paper, cloth, or other flexible material.....	08	350102	12/11	120.991	122.914	122.914	128.245	128.832
Hardwood plywood.....	08	350104	12/12	159.682	163.816	162.779	158.813	161.103
Hardwood veneered panels, including two-ply veneers.....	08	350107	12/11	135.725	137.063	132.210	125.360	129.818
Other wood products.....	08	4		216.819	212.066	212.794	219.197	224.031
Wood pallets and pallet containers, wood and metal combination.....	08	41		390.498	380.796	382.926	397.058	412.784
Wood pallets and pallet containers.....	08	4101		390.498	380.796	382.926	397.058	412.784
Wood pallets and pallet containers, wood and metal combination.....	08	410101	12/09	199.958	194.990	196.081	203.317	211.370
Wood boxes.....	08	42		246.828	246.092	244.685	252.180	257.352
Wood boxes.....	08	4201		246.828	246.092	244.685	252.180	257.352
Nailed and lock-corner wood boxes.....	08	420101	06/85	217.404	214.071	214.071	212.967	212.967
Wood box and crate shook.....	08	420102	06/85	229.564	229.564	225.733	241.842	253.048
Other wood container parts and wood containers.....	08	420127	12/03	146.273	146.273	146.273	148.599	149.946
Miscellaneous wood products.....	08	49		139.208	135.926	136.381	139.299	139.320
Wood ties, siding, shingles, and shakes, and contract sawing of logs owned by others.....	08	4903	12/03	158.768	159.191	158.828	159.033	159.469
Wood ties, siding, shingles, and shakes, and contract sawing of logs owned by others.....	08	490301	12/03	158.768	159.191	158.828	159.033	159.469
Sawn wood fence stock, wood lath, and contract resawing and planing.....	08	4904	12/03	152.420	152.420	152.420	152.420	152.420
Sawn wood fence stock, wood lath, and contract resawing and planing.....	08	490401	12/03	152.420	152.420	152.420	152.420	152.420
All other miscellaneous wood products.....	08	4909	06/84	225.905	219.670	220.563	226.052	226.052
All other miscellaneous wood products.....	08	490901	06/84	225.905	219.670	220.563	226.052	226.052
Logs, bolts, timber, pulpwood and wood chips.....	08	5		264.617	263.506	264.792	270.836	274.666
Logs, bolts, timber, pulpwood and wood chips.....	08	51		264.617	263.506	264.792	270.836	274.666
Logs, bolts, timber, pulpwood and wood chips.....	08	5105	12/11	113.071	112.596	113.146	115.729	117.365
Logs, bolts, timber and pulpwood.....	08	510502	12/11	114.504	113.343	114.190	114.990	116.839
Wood chips, excluding field chips.....	08	510505	12/11	105.306	107.130	106.672	115.125	116.009
Prefabricated wood buildings & components.....	08	6	12/84	340.413	346.487	353.163	357.454	374.231
Prefabricated wood buildings & components.....	08	61	12/84	340.413	346.487	353.163	357.454	374.231
Prefabricated wood buildings and components.....	08	6101	12/84	340.413	346.487	353.163	357.454	374.231
Prefabricated stationary wood buildings, components (not sold as complete units).....	08	610101	12/84	194.410	200.462	205.267	208.723	215.622
Prefabricated stationary wood buildings, precut packages (complete units).....	08	610102	12/84	456.124	461.881	462.543	460.865	476.405
Prefabricated stationary wood buildings, shipped in panel form (complete units).....	08	610103	12/84	403.811	410.520	440.014	458.136	507.152
Prefabricated stationary wood buildings, shipped in three-dimensional assemblies.....	08	610104	12/84	369.739	372.771	374.463	376.064	392.379
Prefabricated stationary wood buildings, three-dimensional assemblies, residential.....	08	6101041	12/11	172.908	174.444	175.255	176.140	185.248
Prefabricated stationary wood buildings, three-dimensional assemblies, nonresidential.....	08	6101042	12/11	182.742	183.598	184.328	184.375	184.401
Treated wood and contract wood preserving.....	08	7	06/85	236.061	243.172	250.794	279.451	286.782

See footnotes at end of table.

Table 9. Producer price indexes for commodity and service groupings and individual items, not seasonally adjusted — Continued
 [February 2022, Index base 1982=100, unless otherwise indicated]

Title	Commodity code		Other index base	Unadjusted index ¹				
	Group code	Item code		Oct. 2021	Nov. 2021 ^P	Dec. 2021 ^P	Jan. 2022 ^P	Feb. 2022 ^P
Treated wood and contract wood preserving.....	08	71	06/85	236.061	243.172	250.794	279.451	286.782
Treated wood.....	08	7101	06/85	239.107	246.987	254.914	284.993	293.447
Wood poles, piles, and posts owned and treated by the same establishment.....	08	710101	06/85	295.857	294.686	295.381	297.241	302.756
Other wood products owned and treated by the same establishment. . .	08	710102	06/85	219.616	229.974	239.859	277.590	286.769
Contract wood preservation.....	08	7102	06/85	207.732	207.846	212.683	228.352	225.464
Receipts for treating wood owned by others w/ arsenical chemicals, creosote, & other chemicals.....	08	710201	06/85	207.732	207.846	212.683	228.352	225.464
Pulp, paper, and allied products.....	09	—		302.195	305.723	306.871	310.480	313.576
Pulp, paper, and prod., ex. bldg. paper.....	09	1		267.764	269.043	269.449	270.954	272.646
Wood pulp.....	09	11		210.811	207.439	212.777	211.578	208.181
Wood pulp.....	09	1105	06/06	146.353	144.012	147.718	146.885	144.527
Wood pulp.....	09	110501	06/06	146.353	144.012	147.718	146.885	144.527
Special alpha and dissolving wood pulp, incl. sulfite and sulfate and other wood pulp.....	09	1105012	12/11	112.124	108.624	111.183	108.891	106.529
All other miscellaneous pulp, other than wood, and pulp mill byproducts incl. turpentine.....	09	1105017	12/07	157.970	165.797	171.494	180.637	181.463
Recyclable paper.....	09	12		579.583	555.064	514.576	483.237	478.605
News and other low grade recyclable paper.....	09	1201		423.836	398.468	375.675	379.873	360.103
News and other low grade recyclable paper.....	09	120125	06/06	191.347	179.894	169.604	171.499	162.574
Corrugated recyclable paper.....	09	1203		543.350	523.516	477.015	438.756	427.788
Corrugated recyclable paper.....	09	120325	06/06	186.638	179.825	163.852	150.710	146.943
High grade recyclable paper (including pulp substitutes and deinking).....	09	1207	12/86	309.595	291.363	286.624	282.990	298.427
High grade recyclable (including pulp substitutes and deinking).....	09	120725	06/06	232.765	219.057	215.495	212.762	224.369
Paper.....	09	13		225.618	228.288	229.135	231.671	234.177
Writing and printing papers.....	09	1301		208.028	213.074	214.272	219.751	222.015
Bleached bristol, clay-coated, uncoated, and industrial converted paper.....	09	130119	12/11	110.930	113.664	113.959	117.116	118.353
Printing paper, coated at establishments other than where paper was produced.....	09	130120	12/11	129.481	129.481	129.481	132.039	132.039
Newsprint.....	09	1302		138.120	140.047	139.958	144.648	147.660
Newsprint.....	09	130291		138.120	140.047	139.958	144.648	147.660
Packaging and industrial converting paper.....	09	1303		316.583	315.776	316.048	313.273	317.700
Coated and laminated single and multi-web paper.....	09	130321	12/87	226.471	226.917	228.206	230.902	231.189
Single-web paper, rolls and sheets, including waxed, for flexible packaging uses.....	09	1303211	12/11	129.236	129.239	129.239	131.095	131.095
Multiweb laminated rolls and sheets, except foil, for flexible packaging uses.....	09	1303213	12/11	123.829	124.366	125.925	127.032	127.378
Coated and laminated single and multi-web film.....	09	130322	12/87	260.525	259.568	259.569	256.131	260.440
Single-web film, rolls, and sheets, including coextruded, for flexible packaging uses.....	09	130322A	01/19	127.970	126.799	127.032	124.459	124.696
Single-web film, rolls, and sheets for flexible packaging uses.....	09	130322A1	12/11	139.934	138.675	138.303	135.097	135.476
Coextruded single-web film, for flexible packaging uses.....	09	130322A2	12/11	140.660	139.272	142.569	141.646	141.322
All other coated and processed papers.....	09	1305	12/82	230.352	231.375	233.226	234.242	232.468
Converted foil for nonpackaging applications.....	09	130505	06/13	102.913	103.378	103.561	103.599	101.068
Other coated and processed papers, except for packaging uses.....	09	130506	06/13	110.639	110.867	111.625	112.232	111.535
Paperboard.....	09	14		320.360	321.076	323.751	324.178	324.251
Corrugated paperboard in sheets and rolls, lined and unlined.....	09	1405		327.473	329.911	332.828	331.035	331.035
Corrugated paperboard in sheets and rolls, lined and unlined.....	09	140551		327.473	329.911	332.828	331.035	331.035
Paperboard, excluding corrugated paperboard.....	09	1411	12/82	337.855	338.225	341.004	341.957	342.051
Recycled paperboard.....	09	141105	12/82	388.156	389.693	394.207	396.736	397.135
Unbleached kraft packaging and industrial converting paperboard.....	09	141107	12/99	206.112	206.112	207.904	207.904	207.904
Bleached packaging and industrial converting paperboard.....	09	141112	05/21	111.598	111.613	111.970	112.611	112.611
Converted paper and paperboard products.....	09	15		267.722	270.274	271.567	274.943	277.603
Sanitary paper products, including stock.....	09	1501		189.504	191.630	191.886	193.409	195.071
Sanitary paper products, including stock.....	09	150123	12/99	131.506	132.981	133.159	134.216	135.369
Sanitary tissue paper products, made in paper mills.....	09	1501233	12/07	114.774	116.340	116.073	117.420	117.817
Paper table napkins, industrial & retail pkgs bulk & dispenser types, made in paper mills.....	09	15012332	12/07	131.078	131.184	131.206	133.149	134.191
Paper towels, industrial pkgs (rolled, folded, and interfolded), made in paper mills.....	09	15012335	12/07	106.056	106.039	108.441	109.747	108.721
Other sanitary paper products, made in paper mills.....	09	15012337	12/07	109.437	112.706	110.353	114.071	115.509
Disposable diapers and similar disposable products, purchased sanitary paper stock and wadding.....	09	1501234	12/07	117.625	118.043	118.273	118.273	118.273
Sanitary tissue paper products, made from purchased sanitary paper stock or wadding.....	09	1501235	12/07	116.789	119.158	120.944	122.190	123.146
Paper, plastic, and foil bags.....	09	1502		340.896	339.734	339.433	339.008	342.463
Uncoated single-web paper grocers' bags and sacks and variety and shopping bags.....	09	150214	12/83	385.244	385.244	385.244	385.326	385.326
Specialty bags, pouches and liners.....	09	150216	12/83	275.226	274.081	273.784	273.359	276.763

See footnotes at end of table.

Table 9. Producer price indexes for commodity and service groupings and individual items, not seasonally adjusted — Continued
 [February 2022, Index base 1982=100, unless otherwise indicated]

Title	Commodity code		Other index base	Unadjusted index ¹				
	Group code	Item code		Oct. 2021	Nov. 2021 ^P	Dec. 2021 ^P	Jan. 2022 ^P	Feb. 2022 ^P
Plastics, foil, and coated paper bags.....	09	1502161	12/10	120.349	131.306	131.910	132.708	131.247
Specialty bags, pouches, and liners, multiweb laminations and foil, except film-film.....	09	15021612	06/13	118.208	128.323	129.324	130.647	128.225
Single-web film specialty bags, pouches, and liners.....	09	1502162	12/10	138.574	136.624	136.292	135.816	138.065
Polyethylene grocery and variety bags and pouches.....	09	15021621	12/11	124.661	120.585	120.303	120.303	126.350
Polyethylene refuse bags.....	09	15021622	12/11	147.624	146.348	141.662	139.644	137.429
Other polyethylene bags, pouches, and liners.....	09	15021625	12/11	132.865	132.216	130.467	129.805	131.636
Coextruded single-web film specialty bags, pouches, & liners.....	09	15021626	06/13	138.007	138.007	144.538	144.456	144.656
Multiweb film/film combination specialty bags, pouches and liners.....	09	1502163	12/10	131.097	131.379	132.277	133.653	133.157
Paper boxes and containers.....	09	1503		306.159	309.451	310.783	316.723	319.450
Corrugated shipping containers.....	09	150301	06/87	313.519	314.193	315.189	320.444	320.903
Corrugated shipping containers for food and beverages and carryout boxes for retail food.....	09	1503011	12/09	148.184	148.903	149.613	151.590	152.319
Corrugated shipping containers for paper and allied products.....	09	1503012	12/09	167.425	167.425	168.022	173.432	173.432
Corrugated shipping containers for metal and electrical machinery.....	09	1503013	12/09	181.168	182.006	182.336	183.554	183.554
Corrugated shipping containers for all other end uses.....	09	1503014	12/09	159.353	159.374	159.526	159.542	159.542
Setup (rigid) paperboard boxes.....	09	150322	12/83	315.190	315.778	327.276	349.287	352.476
Folding paperboard boxes, packaging, and packaging components.....	09	150336	12/04	123.969	125.878	128.137	130.041	133.456
Folding paperboard boxes, packaging, and packaging components.....	09	15033601	12/11	113.553	115.303	117.371	119.116	122.243
Paperboard fiber drums with ends of any material.....	09	150337		532.094	559.490	560.810	563.083	566.941
Milk and milk-type paperboard cartons, including juice, beverage, and other products.....	09	150351		222.589	-	-	-	-
Other corrugated and solid fiber products, including containers, pallets, pads, etc.....	09	1504		402.098	404.822	405.505	406.095	406.095
Other corrugated and solid fiber products, including containers, pallets, pads, etc.....	09	150441		559.204	562.993	563.942	564.763	564.763
Office supplies and accessories.....	09	1506		203.598	207.514	212.569	219.324	220.881
Envelopes.....	09	150636	12/84	193.710	201.082	203.998	206.714	210.958
Die-cut paper and paperboard office supplies.....	09	150646	12/03	188.765	189.890	203.579	216.245	216.245
Paper supplies for business machines and other misc. unprinted office supplies.....	09	150655	06/90	206.640	208.993	211.276	220.876	219.286
Tablets, pads, and related products.....	09	150657	12/11	111.301	111.580	113.802	118.555	118.555
Fiber cans, tubes, and similar fiber products.....	09	1507		387.642	391.034	402.601	410.455	442.085
Fiber cans, all fiber and composite.....	09	150731	12/09	140.854	141.457	142.166	142.998	170.952
Fiber cores and tubes.....	09	150732	12/09	153.265	154.965	161.517	165.773	169.358
Paperboard cones, reels, spools, bobbins, blocks, and all vulcanized fiber products.....	09	150733	12/09	153.398	153.727	153.727	153.727	153.727
Molded pulp goods, including egg cartons, florists pots, food trays, etc.....	09	1508	06/85	236.112	239.618	241.423	242.628	245.563
Molded pulp goods, including egg cartons, florists pots, food trays, etc.....	09	150814	06/90	205.510	208.563	210.133	211.182	213.737
Miscellaneous converted paper and paperboard products.....	09	1509	12/84	227.385	230.153	231.902	232.829	235.236
Pasted, lined, laminated, or surface-coated paperboard.....	09	150901	12/84	295.133	295.133	301.390	305.521	305.521
Wallcoverings.....	09	150902	06/85	189.397	189.397	189.397	189.397	189.397
Other sanitary paper products & misc. converted paper & paperboard products.....	09	150999	12/84	223.025	226.443	227.699	228.247	231.220
Miscellaneous converted paper and paperboard products.....	09	1509992	06/10	132.819	135.548	136.552	136.721	139.095
Pressure-sensitive products.....	09	16	12/82	213.320	216.558	218.922	221.955	223.230
Pressure-sensitive products.....	09	1601	12/82	213.320	216.558	218.922	221.955	223.230
Pressure-sensitive products.....	09	160101	12/82	212.884	216.116	218.475	221.501	222.774
Building paper & building board mill prods.....	09	2		361.868	370.927	381.049	432.616	434.213
Hardboard, particleboard & fiberboard prods.....	09	22		341.378	349.924	359.473	408.120	409.627
Particleboard and fiberboard.....	09	2201		365.088	374.816	385.692	428.373	429.827
Particleboard made from particleboard produced at the same location.....	09	220125	12/82	361.354	367.915	377.176	378.787	380.113
Medium density fiberboard (MDF) made from MDF produced at the same location.....	09	220131	06/84	276.749	290.581	294.856	298.841	302.032
Prefinished particleboard and medium density fiberboard (MDF) made from purchased materials.....	09	220141	12/02	235.483	238.919	248.714	257.809	260.651
Hardboard products.....	09	2202	06/84	188.502	189.203	189.939	280.617	282.518
Hardboard products.....	09	220206	12/11	143.702	144.236	144.797	213.925	215.374
Publications, printed matter and printing material.....	09	4	06/09	117.107	120.684	121.524	122.941	125.625
Books printing.....	09	44	12/83	210.843	213.970	217.352	222.457	227.014
Books printing.....	09	4401	12/83	210.843	213.970	217.352	222.457	227.014
Books printing.....	09	440114	06/05	134.172	136.162	138.314	141.563	144.462
Textbook printing and binding.....	09	4401141	12/11	124.951	127.614	129.877	131.784	132.324
Technical, scientific, & professional book printing & binding.....	09	4401143	12/11	119.350	122.114	122.326	132.534	135.742
Religious book printing and binding.....	09	4401145	12/11	119.253	123.618	128.607	132.005	133.952
General book (trade, etc.) printing and binding.....	09	4401147	12/11	138.160	140.474	144.009	146.757	153.364
Other book and pamphlet printing and binding.....	09	440114E	12/11	110.375	110.387	110.777	112.350	112.589
Manifold business forms printing.....	09	45	12/83	412.420	421.296	421.296	421.696	421.696
Manifold business forms printing.....	09	4501	12/83	412.420	421.296	421.296	421.696	421.696

See footnotes at end of table.

Table 9. Producer price indexes for commodity and service groupings and individual items, not seasonally adjusted — Continued
 [February 2022, Index base 1982=100, unless otherwise indicated]

Title	Commodity code		Other index base	Unadjusted index ¹				
	Group code	Item code		Oct. 2021	Nov. 2021 ^P	Dec. 2021 ^P	Jan. 2022 ^P	Feb. 2022 ^P
Manifold business forms printing, excluding checkbooks.....	09	450105	09/18	111.668	114.072	114.072	114.180	114.180
Unit set business forms, loose or bound, manifold books, and pegboard accounting systems.....	09	4501051	09/18	104.529	104.529	104.529	104.811	—
Commercial printing.....	09	47	06/82	188.269	195.016	196.257	198.716	203.762
Magazine and periodical printing.....	09	4701	06/82	143.600	143.600	147.355	147.148	149.424
Magazine and periodical printing (lithographic).....	09	470102	06/82	152.819	152.819	156.815	156.595	159.017
Label and wrapper printing for packaging.....	09	4702	06/82	213.658	215.224	215.689	216.932	229.118
Label and wrapper printing (lithographic).....	09	470202	06/82	172.181	172.181	172.181	172.181	172.181
Label and wrapper printing (flexographic).....	09	470205	12/08	127.248	128.729	128.768	129.929	139.705
Catalog and directory printing.....	09	4703	06/82	138.482	138.981	139.047	141.409	143.011
Catalog and directory printing (lithographic).....	09	470302	06/82	150.742	151.285	151.358	153.928	155.672
Advertising printing.....	09	4705	06/82	165.242	165.896	166.611	167.135	169.662
Advertising printing (lithographic).....	09	470506	06/82	161.516	162.191	162.898	163.321	165.816
Other general job printing.....	09	4706	06/82	242.575	243.634	245.780	256.163	260.232
Quick printing.....	09	470604	12/08	115.251	115.251	115.251	115.251	115.251
Other commercial and general job printing.....	09	470609	06/82	233.990	235.375	237.423	250.449	255.236
Other commercial and general job printing (lithographic).....	09	4706091	06/09	104.820	105.471	106.433	112.541	114.789
All other commercial and general job printing.....	09	4706094	09/18	128.537	128.537	128.537	128.795	128.795
Other commercial printing, incl. screen, engraving, digital, & general job exc. labels/wrappers.....	09	4711	12/88	161.793	170.634	171.634	174.198	174.914
Commercial screen printing, excluding on garments, apparel accessories, & other fabric articles.....	09	471101	06/82	148.103	155.501	155.501	159.208	159.398
Screen printing (excluding on textiles, apparel, apparel accessories, and labels).....	09	4711012	06/09	105.436	110.702	110.702	113.342	113.477
Other commercial and general job screen printing.....	09	47110123	06/10	113.405	121.503	121.503	127.683	127.683
Digital printing.....	09	471103	12/88	124.862	130.278	131.441	133.499	133.931
Blankbooks, binders, and bookbinding work.....	09	48	06/85	295.187	295.980	297.244	297.470	297.712
Tradebinding and related work.....	09	4802	12/85	191.381	193.092	195.818	196.304	196.827
Edition, library, and other hardcover binding of books printed elsewhere.....	09	480201	12/85	197.700	—	—	—	—
Miscellaneous binding and postpress work, incl. collating, perforating, folding, gluing, etc.....	09	480203	12/11	123.841	125.282	126.286	126.480	127.070
Softcover, pamphlet, sample book, and other binding of books and materials printed elsewhere.....	09	480204	12/11	117.030	117.259	120.665	120.998	121.002
Services for the printing trade.....	09	49	06/85	108.144	108.144	110.105	110.105	110.105
Prepress services, including platemaking.....	09	4905	12/03	96.473	96.473	98.222	98.222	98.222
Prepress services, excl. platemaking (incl. film, assembled flats, color sep., typesetting, etc.).....	09	490501	12/03	93.774	93.774	95.168	95.168	95.168
Printing plates and cylinders, prepared for printing (excl. blank plates and blank cylinders).....	09	490502	12/03	105.188	105.188	107.599	107.599	107.599
Metals and metal products.....	10	—		324.537	332.048	331.909	333.184	327.734
Iron and steel.....	10	1		417.852	433.525	433.100	422.480	391.486
Iron ores.....	10	11		189.551	191.533	189.506	188.622	188.622
Iron ores.....	10	1105	12/97	199.194	201.276	199.146	198.218	198.218
Iron ores.....	10	110555	12/97	199.194	201.276	199.146	198.218	198.218
Iron and steel scrap.....	10	12		691.581	752.647	739.064	670.701	661.402
Carbon steel scrap.....	10	1211	12/86	632.705	691.698	677.056	609.596	597.836
Heavy melting scrap.....	10	121191	06/96	369.110	404.916	394.346	341.255	341.081
Carbon steel scrap bundles.....	10	121192	06/96	374.165	386.325	386.258	349.807	333.300
Shredded carbon steel scrap.....	10	121193	06/96	295.982	329.683	319.602	292.246	283.848
Cut plate and structural scrap.....	10	121194	06/96	333.004	363.696	366.275	327.801	327.624
Other carbon steel scrap.....	10	121195	06/96	333.994	353.835	343.182	317.527	314.718
Stainless and other alloy steel scrap.....	10	1212	12/86	607.368	622.392	633.796	639.859	689.169
Stainless and other alloy steel scrap.....	10	121208	06/96	393.507	403.241	410.630	414.558	446.505
Cast iron scrap.....	10	1213	12/86	364.675	386.618	388.673	359.185	342.372
Cast iron scrap.....	10	121308	06/96	283.910	300.994	302.594	279.636	266.546
Other ferrous scrap.....	10	1215	06/06	155.766	175.551	170.285	148.461	143.051
Other ferrous scrap.....	10	121501	06/06	155.766	175.551	170.285	148.461	143.051
Foundry and forge shop products.....	10	15		238.185	240.071	243.175	249.725	252.932
Pressure and soil pipe & fittings, cast iron.....	10	1502		487.572	487.315	487.381	502.821	527.177
Pressure pipe & fittings, cast iron.....	10	15021	12/11	119.691	119.614	119.634	121.396	128.750
Pressure pipe & fittings, ductile iron.....	10	150211		362.334	362.092	362.092	367.521	389.666
Soil pipe & fittings, cast iron.....	10	150227		848.276	—	—	—	—
Other gray and ductile iron castings.....	10	1504		242.913	244.048	249.590	251.847	255.599
Ductile iron castings (excluding pressure pipe & fittings).....	10	150413	12/03	174.010	176.014	179.870	181.095	183.597
Ductile iron castings for automotive uses.....	10	1504131	06/12	108.864	108.829	108.946	109.258	108.742
Ductile iron castings for all other uses.....	10	1504132	06/12	119.929	122.500	127.275	128.538	132.183
Gray iron castings (excluding soil & pressure pipe & fittings).....	10	150419	12/11	124.473	124.413	127.422	128.846	130.953
Steel investment castings.....	10	1506		270.236	271.968	281.783	290.206	293.242

See footnotes at end of table.

Table 9. Producer price indexes for commodity and service groupings and individual items, not seasonally adjusted — Continued

[February 2022, Index base 1982=100, unless otherwise indicated]

Title	Commodity code		Other index base	Unadjusted index ¹				
	Group code	Item code		Oct. 2021	Nov. 2021 ^P	Dec. 2021 ^P	Jan. 2022 ^P	Feb. 2022 ^P
Steel investment castings.....	10	150624	12/03	154.259	155.247	160.850	165.658	167.392
Carbon steel castings, except investment.....	10	1507		251.385	254.242	254.242	255.034	256.095
Carbon steel castings, except investment.....	10	150701	12/03	170.153	172.087	172.087	172.624	173.341
High alloy steel castings, excluding investment.....	10	1508		271.701	277.859	280.245	298.391	—
High alloy steel castings, excluding investment.....	10	150801	12/03	199.587	204.111	205.863	219.193	—
Other alloy steel castings, except investment.....	10	1509		228.744	228.914	228.914	239.439	241.293
Other alloy steel castings, except investment.....	10	150901	12/03	163.857	163.978	163.978	171.518	172.846
Other forge shop products.....	10	1513	06/82	172.491	174.542	175.088	181.559	182.812
Closed die forgings, ferrous.....	10	151359	06/98	132.645	134.009	134.354	141.303	142.446
Hot impression die impact, press and upset steel forgings.....	10	15135912	12/17	108.909	110.091	110.390	116.099	117.039
Hot impression die impact, press, and upset carbon steel forgings.....	10	151359121	12/17	104.915	106.010	106.010	107.896	110.485
Hot impression die impact, press, & upset alloy steel forgings, except stainless and high temp.....	10	151359122	12/17	114.681	116.185	116.911	121.062	120.127
Steel mill products.....	10	17		435.669	448.746	449.491	442.747	399.062
Semifinished steel mill products.....	10	1702	06/82	438.872	454.211	466.284	479.881	467.757
Hot rolled steel sheet and strip, including tin mill products.....	10	1703	06/82	376.768	390.512	385.482	360.885	303.087
Hot rolled steel sheet and strip, including tin mill products.....	10	170301	12/03	334.633	346.840	342.372	320.526	269.192
Hot rolled steel bars, plates, and structural shapes.....	10	1704	06/82	290.861	296.036	298.299	313.880	314.419
Hot rolled steel bars, plates, & structural shapes, alloy.....	10	170406	12/10	132.482	135.985	137.584	141.789	140.107
Hot rolled steel bars, plates, and structural shapes, carbon.....	10	170410	12/17	170.188	172.970	174.157	183.991	184.296
Steel wire.....	10	1705	06/82	354.019	360.710	371.647	396.685	407.902
Steel wire, carbon.....	10	170501	12/03	338.548	344.879	356.066	381.795	386.797
Steel wire, stainless steel.....	10	170502	12/10	144.798	148.293	152.478	155.572	168.909
Steel wire, alloy.....	10	170503	12/10	108.996	108.331	109.183	—	—
Steel pipe and tube.....	10	1706	06/82	451.615	482.171	492.923	508.703	512.469
Steel pipe and tube, carbon.....	10	170652	12/17	198.513	208.369	213.905	220.304	221.907
Steel pipe and tube, stainless steel.....	10	170674	12/10	131.353	133.804	135.924	143.610	145.355
Cold rolled steel sheet and strip.....	10	1707	06/82	701.663	711.611	707.578	680.415	557.793
Cold rolled steel sheet and strip.....	10	170710	06/82	701.663	711.611	707.578	680.415	557.793
Cold finished steel bars and bar shapes.....	10	1708	06/82	275.161	279.379	292.347	293.983	294.542
Cold finished steel bars and bar shapes.....	10	170810	12/17	143.633	145.835	152.604	153.458	153.750
Electrometallurgical ferroalloy products.....	10	1712	12/17	122.674	120.007	120.251	145.955	149.400
Electrometallurgical ferroalloy products.....	10	171201	12/17	122.674	120.007	120.251	145.955	149.400
Nonferrous metals.....	10	2		336.244	339.355	330.830	341.645	351.920
Nonferrous metal ores.....	10	21	12/83	522.262	541.014	522.790	541.584	535.961
Gold ores.....	10	2105	06/85	442.295	451.582	444.722	—	—
Gold ores.....	10	210501	06/85	442.904	452.204	445.335	—	—
Other metal ores.....	10	2112	12/03	2,339.943	2,339.943	2,339.943	2,339.943	—
Other metal ores.....	10	211201	12/03	2,339.943	2,339.943	2,339.943	2,339.943	—
Primary nonferrous metals.....	10	22		271.186	261.185	262.573	274.968	289.739
Primary nonferrous metals.....	10	2201		277.874	267.626	269.049	281.749	296.885
Copper cathode and refined copper.....	10	220131	12/96	237.679	238.057	235.637	238.449	—
Other nonferrous metals, unalloyed.....	10	220181	06/88	393.325	402.317	403.741	412.646	429.990
Nonferrous scrap.....	10	23		524.234	523.501	498.479	522.113	556.747
Copper base scrap.....	10	2301		652.017	653.300	649.540	664.273	670.573
No. 1 copper scrap, including wire.....	10	230101	12/86	554.211	554.113	549.887	561.630	568.060
No. 2 copper scrap, including wire.....	10	230102	12/86	893.181	892.272	890.827	919.760	926.518
Yellow brass scrap.....	10	230103	12/86	727.033	734.812	727.162	760.952	771.420
Other copper and brass scrap.....	10	230104	12/86	655.052	656.422	656.360	654.260	655.652
Aluminum base scrap.....	10	2302		290.014	289.474	289.429	293.240	300.851
Solids and clippings, new aluminum base scrap.....	10	230201	12/86	290.685	277.423	—	—	—
Used beverage can scrap.....	10	230205	12/86	251.531	240.545	238.602	269.472	317.326
Other old aluminum base scrap.....	10	230206	12/86	191.199	197.136	197.333	195.340	210.196
Other nonferrous scrap (including lead, zinc and precious metals).....	10	2303		570.192	568.070	494.595	548.685	635.086
Other nonferrous scrap (including lead, zinc and precious metals).....	10	230309	06/06	243.855	242.947	211.524	234.657	271.608
Secondary nonferrous metals.....	10	24		314.953	317.511	319.046	327.845	338.833
Secondary aluminum.....	10	2402		272.184	283.679	283.852	290.829	305.394
Secondary aluminum.....	10	240229	06/97	169.391	176.545	176.652	180.995	190.060
Secondary copper, alloyed and unalloyed.....	10	2403		732.761	723.476	717.972	723.353	746.072
Secondary copper, alloyed and unalloyed.....	10	240339	06/97	480.157	474.072	470.466	473.991	488.879
Secondary precious metals.....	10	2406		354.578	347.519	357.302	370.897	—
Secondary precious metals.....	10	240669	06/97	420.435	412.065	423.664	439.784	—
All other miscellaneous secondary nonferrous metals, including lead.....	10	2408	06/11	111.647	113.970	110.130	112.436	112.264
All other miscellaneous secondary nonferrous metals, including lead.....	10	240801	06/11	111.647	113.970	110.130	112.436	112.264
Nonferrous mill shapes.....	10	25		279.246	283.618	272.009	282.638	293.373
Aluminum mill shapes.....	10	2501		253.771	258.862	243.687	253.780	269.566

See footnotes at end of table.

Table 9. Producer price indexes for commodity and service groupings and individual items, not seasonally adjusted — Continued

[February 2022, Index base 1982=100, unless otherwise indicated]

Title	Commodity code		Other index base	Unadjusted index ¹				
	Group code	Item code		Oct. 2021	Nov. 2021 ^P	Dec. 2021 ^P	Jan. 2022 ^P	Feb. 2022 ^P
Aluminum sheet and strip.....	10	250105	12/03	171.764	175.489	162.682	168.110	179.845
Extruded aluminum rod, bar, and other extruded shapes.....	10	250162	12/04	164.535	168.511	156.456	165.226	176.540
Aluminum extruded and drawn pipe and tube.....	10	250163	12/04	126.179	127.763	117.025	129.140	138.766
Copper and brass mill shapes.....	10	2502		600.876	607.967	589.898	608.176	613.103
Copper and copper alloy sheet, strip and plate.....	10	250237	12/03	280.568	284.315	280.117	307.302	313.218
Copper and copper alloy rod, bar and shapes.....	10	250238	12/03	380.489	382.768	365.310	373.663	374.315
Copper and copper alloy pipe and tube.....	10	250239	06/04	350.974	359.345	358.043	361.527	—
Nickel and nickel-base alloy mill shapes.....	10	2504		183.288	184.261	185.401	202.230	202.230
Nickel and nickel-base alloy mill shapes.....	10	250466	12/03	133.179	133.886	134.714	146.943	146.943
Titanium and titanium-base alloy mill shapes.....	10	2505		169.086	169.086	171.470	177.485	177.485
Titanium and titanium-base alloy mill shapes.....	10	250505	12/03	150.409	150.409	152.530	157.880	157.880
Other nonferrous mill shapes.....	10	2519		240.827	243.044	245.770	251.009	253.745
All other nonferrous metal mill shapes, except precious metal.....	10	251935	12/03	216.996	220.098	223.910	228.682	232.559
Nonferrous wire and cable.....	10	26		341.698	346.657	341.122	341.365	344.486
Nonferrous wire and cable.....	10	2603	12/82	350.496	355.582	349.905	350.154	353.355
Electronic wire and cable.....	10	260301	12/82	304.894	316.112	302.431	305.942	306.117
Copper wire and cable.....	10	260314	12/86	401.784	411.812	402.535	401.689	402.055
Power wire and cable.....	10	260332	06/04	323.855	330.872	329.984	321.200	320.631
Fiber optic cable.....	10	260333	12/88	57.237	57.402	57.726	57.726	57.726
Other wire and cable.....	10	260398	06/04	197.042	193.959	193.269	194.374	202.240
Nonferrous forge shop products.....	10	27	12/83	187.046	189.814	189.385	191.788	193.577
Nonferrous forge shop products.....	10	2701	12/83	187.046	189.814	189.385	191.788	193.577
Nonferrous forge shop products.....	10	270111	12/83	187.936	190.717	190.286	192.700	194.497
Hot impression die, impact, press and upset aluminum and other nonferrous forgings.....	10	2701111	12/07	110.237	111.995	111.723	113.249	114.385
Hot impression die, impact, press and upset aluminum and aluminum alloy forgings.....	10	27011111	12/07	122.824	126.594	126.009	128.710	131.146
Hot impression die, impact, press and upset titanium and titanium alloy forgings.....	10	27011112	12/07	95.087	95.087	95.087	95.087	95.087
Other nonferrous hot impression die impact, press, and upset forgings.....	10	27011113	12/07	111.942	111.942	111.942	114.030	114.030
Nonferrous foundry shop products.....	10	28		239.778	242.517	244.720	249.323	252.538
Aluminum castings.....	10	2802		206.028	207.815	210.798	214.665	216.795
Aluminum die-castings.....	10	280207	06/83	177.491	179.001	181.717	185.482	187.810
Aluminum castings, excluding die-castings.....	10	280208	05/18	113.166	114.186	115.636	117.202	117.738
Castings, nonferrous (except aluminum).....	10	2807	12/11	119.033	121.009	120.916	123.298	125.583
Castings, nonferrous (except aluminum).....	10	280701	12/11	119.033	121.009	120.916	123.298	125.583
Nonferrous die-castings (except aluminum).....	10	2807011	12/11	111.397	112.389	112.298	116.981	118.424
Copper base castings (excluding die-castings).....	10	2807013	12/11	127.950	129.481	129.335	129.924	131.726
Metal containers.....	10	3		191.976	194.472	199.941	220.815	226.620
Metal cans and can components.....	10	31		165.908	165.913	172.168	194.812	201.493
Steel cans and tinware end products.....	10	3102		232.637	232.659	232.659	260.195	286.757
Steel cans and tinware end products.....	10	310231	12/01	182.361	182.378	182.378	203.964	224.785
Aluminum cans and can components.....	10	3103		125.444	125.444	132.678	151.003	151.144
Aluminum cans and can components.....	10	310331	12/01	147.994	147.994	156.528	178.148	178.314
Barrels, drums, pails and other metal containers.....	10	32		425.111	447.193	447.542	458.338	458.384
Barrels, drums, pails and other metal containers.....	10	3201		425.111	447.193	447.542	458.338	458.384
Steel shipping barrels and drums (excl. beer barrels) (more than 12-gallon capacity).....	10	320106	12/11	177.741	191.269	191.269	189.941	189.541
All other metal containers.....	10	320107	12/11	162.273	170.442	170.691	179.112	179.109
Hardware.....	10	4		263.126	266.227	267.079	268.765	271.801
Hardware, n.e.c.....	10	41		268.296	272.142	272.858	274.844	277.783
Builders' hardware.....	10	4101		310.250	315.901	316.336	318.818	319.975
Builders' hardware (lock units, key blanks, door & window hardware, cabinet hardware, etc.).....	10	410104	06/07	156.347	159.195	159.414	160.665	161.248
Transportation equipment hardware.....	10	4103		190.607	190.607	191.192	192.515	194.152
Motor vehicle hardware.....	10	410311	06/85	162.834	162.834	163.131	163.131	163.131
Other transportation equipment hardware, incl. marine & aircraft (excl. motor vehicle hardware).....	10	410341	06/85	526.700	526.700	530.409	545.738	564.699
Furniture hardware.....	10	4104		294.557	307.148	309.759	309.751	309.751
Furniture hardware.....	10	410411	06/85	263.150	274.397	276.730	276.723	276.723
Other miscellaneous hardware.....	10	4105	06/85	443.254	452.341	453.633	458.423	482.195
Other miscellaneous hardware.....	10	410502	12/03	313.612	320.042	320.955	324.344	341.164
Hand and edge tools.....	10	42		260.876	262.746	263.860	265.062	268.348
Hand and edge tools.....	10	4201		260.876	262.746	263.860	265.062	268.348
Mechanics hand service tools.....	10	420135	06/06	134.435	134.379	135.162	135.909	138.268
Edge tools, hand operated.....	10	420145	06/06	149.847	152.173	152.657	152.828	156.952

See footnotes at end of table.

Table 9. Producer price indexes for commodity and service groupings and individual items, not seasonally adjusted — Continued
 [February 2022, Index base 1982=100, unless otherwise indicated]

Title	Commodity code		Other index base	Unadjusted index ¹				
	Group code	Item code		Oct. 2021	Nov. 2021 ^P	Dec. 2021 ^P	Jan. 2022 ^P	Feb. 2022 ^P
All other misc handtools, including cutting dies, machine & power-driven (except metal cutting).....	10	420155	06/06	133.862	134.698	135.378	136.075	136.676
All other handtools, n.e.c.....	10	4201554	12/11	124.022	125.083	125.946	126.831	127.594
Saw blades and handsaws.....	10	420168	12/03	125.461	128.043	128.043	128.574	128.574
Plumbing fixtures and fittings.....	10	5		298.940	299.455	305.090	309.528	310.621
Plumbing fixture fittings and trim.....	10	54		351.976	353.043	354.598	363.917	363.917
Plumbing fixtures, fittings, and trim.....	10	5402		351.829	352.895	354.449	363.765	363.765
Lavatory and sink fittings.....	10	540218	06/98	176.417	176.417	177.697	180.034	180.034
Miscellaneous plumbing fixtures, fittings, and trim.....	10	540223	06/83	355.451	358.710	358.710	382.142	382.142
Enameled iron & metal sanitary ware.....	10	56	12/86	247.521	247.120	266.177	262.424	266.817
Enameled iron and metal sanitary ware.....	10	5601	12/86	247.521	247.120	266.177	262.424	266.817
Enameled iron and metal sanitary ware.....	10	560102	12/03	176.637	176.351	189.950	187.272	190.408
Heating equipment.....	10	6		328.155	331.606	341.718	347.900	349.975
Steam and hot water equipment.....	10	61		326.233	326.233	349.041	349.041	—
Steam and hot water equipment.....	10	6101		326.233	326.233	349.041	349.041	—
Cast iron heating boilers, radiators and convectors.....	10	610106	06/99	212.272	212.272	—	—	—
Furnaces and heaters, including parts.....	10	62		248.746	254.544	256.758	265.743	268.368
Furnaces and heaters, including parts.....	10	6201		248.746	254.544	256.758	265.743	268.368
Furnaces and heaters, including parts.....	10	620146	12/03	164.419	168.252	169.715	175.654	177.389
Warm air furnaces, including parts.....	10	6201461	12/09	144.185	148.242	149.404	155.572	156.921
Warm air furnaces.....	10	62014611	12/09	145.158	149.649	150.805	157.632	159.125
Floor and wall furnaces, unit heaters, infrared heaters, & mechanical stokers, including parts.....	10	6201462	12/09	131.556	131.556	133.265	133.794	135.941
Other heating equipment, non-electric, including parts.....	10	63		285.765	289.856	302.241	308.608	310.377
Other heating equipment, non-electric, including parts.....	10	6301		285.765	289.856	302.241	308.608	310.377
Other heating equipment, non-electric, including parts.....	10	630161	06/99	177.381	179.920	187.608	191.560	192.658
Domestic heating stoves.....	10	64		231.352	231.352	236.005	244.531	250.640
Domestic heating stoves.....	10	6401		231.352	231.352	236.005	244.531	250.640
Domestic heating stoves.....	10	640141	06/99	182.170	182.170	185.834	192.548	197.358
Domestic water heaters.....	10	66		549.389	549.389	566.131	566.605	566.605
Domestic water heaters.....	10	6601		549.389	549.389	566.131	566.605	566.605
Household water heaters, electric, for permanent installation.....	10	660101		540.599	540.599	561.376	561.376	561.376
Household water heaters, except electric.....	10	660114	12/00	336.272	336.272	344.329	344.857	344.857
Fabricated structural metal products.....	10	7		331.374	340.808	346.427	349.318	353.584
Metal doors, sash, and trim.....	10	71		340.458	382.981	387.149	394.863	398.227
Metal doors and frames (except storm).....	10	7102	06/83	332.603	365.881	369.693	374.279	377.958
Metal doors and frames (except storm).....	10	710209	06/07	172.546	189.810	191.787	194.167	196.075
Metal windows (except storm sash).....	10	7103	06/83	315.800	345.098	352.480	358.868	363.212
Metal windows (except storm sash).....	10	710313	06/97	215.600	235.602	240.642	245.003	247.968
Metal molding and trim and store fronts.....	10	7104	06/83	680.602	993.789	997.595	1,000.132	1,002.633
Metal molding and trim and store fronts.....	10	710413	06/83	680.602	993.789	997.595	1,000.132	1,002.633
Metal combination screen, storm sash, and storm doors.....	10	7105	06/83	200.541	210.912	210.912	211.359	211.356
Metal combination screen, storm sash, and storm doors.....	10	710515	06/83	200.541	210.912	210.912	211.359	211.356
Metal window and door screens (except combination screens) and metal weather strip.....	10	7107	05/16	135.076	136.068	136.243	152.667	152.842
Metal window and door screens (except combination screens) and metal weather strip.....	10	710717	05/16	135.076	136.068	136.243	152.667	152.842
Metal tanks.....	10	72		284.679	286.457	287.076	291.651	293.161
Metal tanks.....	10	7201		284.679	286.457	287.076	291.651	293.161
Metal tanks, heavy gauge, including field-erected.....	10	720123		284.679	286.457	287.076	291.651	293.161
Sheet metal products.....	10	73		281.785	288.165	293.646	297.496	302.295
Sheet metal products.....	10	7301		281.785	288.165	293.646	297.496	302.295
Sheet metal air-conditioning ducts and stove pipe.....	10	730120	12/03	241.756	243.523	275.214	279.034	279.914
Sheet metal roofing and roof drainage equipment.....	10	730170	12/03	218.646	220.681	223.752	235.317	231.979
Sheet metal electronic enclosures.....	10	7301C	06/11	124.327	125.236	126.870	127.007	132.168
Steel sheet metal computer & peripheral equipment enclosures.....	10	7301C1	06/11	118.227	118.704	118.360	118.360	121.246
Aluminum sheet metal computer & peripheral equipment enclosures.....	10	7301C2	06/11	138.569	139.239	141.509	141.509	158.331
Other sheet metal electronic enclosures (excl. computers).....	10	7301C3	06/11	120.924	122.189	124.821	125.099	127.110
Other sheet metal work.....	10	7301G	06/11	118.785	123.103	123.344	125.427	128.189
Aluminum and other sheet metal work.....	10	7301G3	06/11	119.253	125.241	125.613	126.036	126.485
Structural, architectural, and pre-engineered metal products.....	10	74		338.779	347.029	354.413	356.280	361.278
Fabricated structural metal.....	10	7405		318.789	327.057	334.940	342.295	349.265
Fabricated structural metal bar joists and concrete reinforcing bars.....	10	74051		331.894	334.110	340.425	339.400	337.744
Fabricated structural iron & steel for industrial bldgs metal bar joists, short span.....	10	740510	06/11	157.906	160.006	162.187	162.187	165.224

See footnotes at end of table.

Table 9. Producer price indexes for commodity and service groupings and individual items, not seasonally adjusted — Continued
 [February 2022, Index base 1982=100, unless otherwise indicated]

Title	Commodity code		Other index base	Unadjusted index ¹				
	Group code	Item code		Oct. 2021	Nov. 2021 ^P	Dec. 2021 ^P	Jan. 2022 ^P	Feb. 2022 ^P
Fabricated structural iron & steel for commercial, residential, institutional, & public bldgs.....	10	740514	06/11	193.105	194.161	198.019	197.314	195.498
Other fabricated structural metal, including for bridges.....	10	74055	06/82	289.634	306.981	317.053	337.097	357.145
Fabricated structural metal for bridges.....	10	740553	12/07	139.632	144.394	146.525	160.727	161.462
Other fabricated structural iron and steel, aluminum, and other metals..	10	740554	12/07	135.258	143.945	149.092	157.714	168.529
Custom roll form products.....	10	7407		276.342	288.995	300.306	289.037	291.470
Custom roll form products.....	10	740775	06/90	260.897	272.842	283.521	272.882	275.179
Ornamental and architectural metal work.....	10	7408	12/83	462.963	464.993	469.006	468.509	469.599
Iron, steel, and aluminum stairs, staircases and fire escapes.....	10	740803	12/83	518.216	520.044	521.188	511.257	511.257
Steel and aluminum fences, gates (not wire), and railings and window guards.....	10	740813	12/97	261.056	263.304	264.596	271.220	271.621
Open metal flooring, grating and studs.....	10	740814	12/97	262.572	263.887	275.939	275.939	275.939
Other architectural and ornamental metal work.....	10	74082	12/97	251.256	252.799	256.217	257.901	260.010
Other aluminum and metal architectural and ornamental work.....	10	740821	12/08	147.949	150.876	157.474	160.724	164.797
Other iron and steel architectural and ornamental work.....	10	740822	12/08	168.589	168.589	168.589	168.589	168.589
Metal stalls and corrals.....	10	740824	05/17	170.733	171.473	171.473	171.473	—
Fabricated metal pipe, tube, and fittings.....	10	7411	12/11	135.223	136.900	136.987	137.724	138.914
Fabricated metal pipe, tube, and fittings.....	10	741151	12/11	135.223	136.900	136.987	137.724	138.914
Heat exchangers and steam condensers.....	10	75		361.828	368.471	368.530	367.939	369.901
Heat exchangers and steam condensers.....	10	7501		361.536	368.173	368.232	367.642	369.602
Heat exchangers and steam condensers (except for nuclear applications).....	10	750103		360.347	367.971	368.039	367.360	369.612
Fabricated steel plate.....	10	76		313.441	317.140	325.202	327.558	334.856
Fabricated steel plate.....	10	7601		313.441	317.140	325.202	327.558	334.856
Fabricated steel plate.....	10	760102	12/01	213.957	216.482	221.985	223.593	228.575
Stationary and marine power boilers.....	10	77		292.673	293.683	293.683	—	—
Steel power boilers, parts and attachments (excl. nuclear applications). ..	10	7701		—	293.683	293.683	—	—
Steel power boilers, parts and attachments (excl. nuclear applications).....	10	770122	05/21	—	100.970	100.970	—	—
Prefabricated metal buildings.....	10	79		530.868	531.523	534.953	535.346	534.203
Prefabricated metal building systems (excl. farm service bldgs, residential bldgs, and parts).....	10	7901		551.904	551.773	552.542	552.501	549.600
Prefabricated metal building systems (excl. farm service bldgs, residential bldgs, and parts).....	10	790101	12/97	400.950	400.855	401.413	401.384	399.276
Non-industrial prefabricated metal building systems (excl. farm svc., residential, and parts).....	10	7901011	12/07	254.866	—	—	—	—
Industrial & commercial prefab metal building systems (excl farm svc bldgs, residential, parts).....	10	7901012	12/07	264.607	264.554	264.847	264.832	263.730
Farm service buildings and other prefabricated and portable buildings, steel and aluminum.....	10	7902		466.050	467.628	469.209	473.637	467.693
Farm service buildings and other prefabricated and portable buildings, steel and aluminum.....	10	790201	12/97	316.429	317.500	318.574	321.580	317.544
Panels, parts, and sections for prefabricated buildings, steel and aluminum.....	10	7903		439.623	442.123	456.664	454.480	464.834
Panels, parts, and sections for prefabricated buildings, steel and aluminum.....	10	790354		439.623	442.123	456.664	454.480	464.834
Miscellaneous metal products.....	10	8		200.958	202.197	205.026	207.138	209.243
Bolts, nuts, screws, rivets, and washers.....	10	81		251.658	251.833	253.582	255.276	258.157
Externally threaded fasteners, except aircraft types.....	10	8102	06/82	220.796	222.297	224.027	225.380	229.445
Hex bolts, including heavy, tap-and-joint.....	10	810206	06/82	178.080	183.687	184.740	185.736	196.617
Cap, set, machine, lag, flange, and self-locking screws, except aircraft types.....	10	810231		245.136	244.880	248.800	250.133	259.502
Other metal bolts, incl. square, round, plow, high-strength structural, and bent.....	10	810262	12/99	241.737	241.737	248.732	248.662	243.193
Other externally threaded metal fasteners, including studs, except aircraft types.....	10	810263	12/99	171.841	172.525	171.607	173.156	171.685
Internally threaded fasteners, except aircraft types.....	10	8103	06/82	138.197	138.161	139.257	140.066	144.537
Internally threaded fasteners, except aircraft types.....	10	810312	06/82	138.197	138.161	139.257	140.066	144.537
Nonthreaded metal fasteners, except aircraft types.....	10	8104	06/82	237.349	235.903	244.954	246.421	248.163
Nonthreaded metal fasteners, except aircraft types.....	10	810424	06/82	237.349	235.903	244.954	246.421	248.163
Aircraft fasteners, except plastics (including aerospace).....	10	8105	06/82	440.542	440.542	440.716	445.504	445.504
Aircraft fasteners, except plastics (including aerospace).....	10	810536	06/82	440.542	440.542	440.716	445.504	445.504
Formed products, except fasteners, made by cold-, warm-, or hot-heading processes.....	10	8106	06/82	250.079	246.472	246.726	246.726	246.726
Formed products, except fasteners, made by cold-, warm-, or hot-heading processes.....	10	810648	06/82	250.079	246.472	246.726	246.726	246.726
Lighting fixtures.....	10	83		201.114	201.948	203.535	205.897	206.692
Residential electric lighting fixtures, except portable.....	10	8302		240.154	240.735	248.167	240.661	242.394
Residential electric lighting fixtures, except portable.....	10	830225	06/98	166.505	166.908	172.061	166.857	168.058
Commercial, institutional and industrial electric lighting fixtures.....	10	8303		221.186	222.862	223.504	224.186	225.618

See footnotes at end of table.

Table 9. Producer price indexes for commodity and service groupings and individual items, not seasonally adjusted — Continued
 [February 2022, Index base 1982=100, unless otherwise indicated]

Title	Commodity code		Other index base	Unadjusted index ¹				
	Group code	Item code		Oct. 2021	Nov. 2021 ^P	Dec. 2021 ^P	Jan. 2022 ^P	Feb. 2022 ^P
Commercial and institutional electric lighting fixtures, including parts and accessories.....	10	830302	12/04	148.700	149.613	149.799	150.116	150.311
Industrial electric lighting fixtures, including parts and accessories.....	10	830304	12/04	169.135	171.277	172.753	173.842	178.023
Other lighting equipment.....	10	8305		183.729	183.729	185.534	191.349	191.349
Outdoor lighting equipment (including parts and accessories).....	10	830522	06/85	185.881	185.881	188.963	198.891	198.891
All other miscellaneous electric and nonelectric lighting equipment, incl parts and accessories.....	10	830524	06/85	117.780	117.780	117.780	117.780	117.780
Ammunition, except for small arms.....	10	85	12/85	—	—	—	—	226.465
Ammunition, except for small arms.....	10	8501	12/85	—	—	—	—	226.465
Ammunition, except for small arms.....	10	850101	12/85	—	—	—	—	226.465
Ordnance and ordnance accessories, n.e.c.....	10	86	12/85	194.064	194.064	213.159	213.159	213.159
Ordnance and ordnance accessories, n.e.c.....	10	8601	12/85	194.064	194.064	213.159	213.159	213.159
Ordnance and ordnance accessories, n.e.c.....	10	860101	12/85	194.064	194.064	213.159	213.159	213.159
Fabricated ferrous wire products.....	10	88	06/82	326.111	329.459	338.417	342.758	349.611
Ferrous wire rope, cable, forms and strand.....	10	8801	06/82	316.946	317.271	336.000	342.650	355.977
Ferrous wire rope, cable, forms and strand.....	10	880101	06/82	316.946	317.271	336.000	342.650	355.977
Ferrous wire cloth, other woven wire products.....	10	8807	06/82	191.153	199.383	201.216	202.495	204.047
Ferrous wire cloth, other woven wire products.....	10	880701	06/82	191.153	199.383	201.216	202.495	204.047
Other fabricated ferrous wire products.....	10	8809	06/82	320.583	323.891	326.855	330.191	334.585
Steel fencing and fence gates.....	10	880993	06/09	152.779	152.779	152.779	151.913	155.695
Other fabricated ferrous wire products, n.e.c.....	10	880996	12/11	146.280	148.187	149.895	152.036	153.616
Steel nails, staples, tacks, spikes and brads.....	10	8812	06/09	224.313	227.862	240.130	242.242	241.897
Steel nails, staples, tacks, spikes and brads.....	10	881201	06/09	224.313	227.862	240.130	242.242	241.897
Other miscellaneous metal products.....	10	89		184.382	185.654	188.170	190.189	192.093
Wire springs.....	10	8904		233.250	234.709	258.475	258.758	263.372
Precision mechanical wire springs.....	10	890424		216.973	217.546	221.439	222.032	225.238
Precision mechanical extension- and torsion-type wire springs.....	10	8904241	12/09	130.309	130.998	134.515	135.790	141.294
Precision mechanical compression-type springs.....	10	8904242	12/09	121.639	121.819	123.519	123.475	123.806
Other metal products.....	10	8905		169.019	170.435	171.594	173.291	174.981
Automotive job stampings.....	10	890507		117.379	118.334	118.998	120.182	120.190
Precision turned products, automotive.....	10	890521	12/83	154.382	157.890	157.890	157.979	157.979
Precision turned products, except automotive.....	10	890522	12/83	212.015	214.054	215.865	217.894	227.774
Metal powders, paste, and flake.....	10	890564	06/85	237.646	237.762	237.815	239.067	239.269
Powder metallurgy parts, except bearings, gears, etc.....	10	890571	12/91	132.773	132.921	132.895	133.955	133.955
Other fabricated metal products.....	10	890589	06/85	230.197	231.922	234.841	238.463	238.275
Metal stampings n.e.c.....	10	8907	06/84	243.568	243.651	249.522	252.710	254.157
Metal job stampings, except automotive.....	10	890701		274.971	275.089	283.410	287.814	289.864
Recreational vehicle metal job stamping.....	10	8907011	12/10	169.953	169.953	191.125	193.768	—
Motor and generator metal job stamping.....	10	8907012	12/10	124.042	124.042	124.042	125.526	125.526
Other metal job stampings.....	10	8907013	12/10	133.924	134.013	134.732	137.231	136.786
Metal foil and leaf.....	10	8908	12/84	169.357	169.563	173.713	180.779	180.250
Flexible packaging foil.....	10	890811	12/84	151.065	151.249	154.951	161.254	160.782
Heavy gauge springs.....	10	8909	06/04	189.997	191.228	200.250	199.382	213.533
Hot formed steel springs, except wire.....	10	890912	06/04	196.807	196.807	203.702	201.594	198.049
Cold formed steel springs, except wire.....	10	890913	06/04	182.474	185.044	196.376	196.860	230.265
Machinery and equipment.....	11	—		153.481	154.496	155.651	157.946	159.339
Agricultural machinery and equipment.....	11	1		270.005	274.843	279.884	280.682	286.296
Agricultural machinery and equipment.....	11	14	12/02	169.033	172.061	175.217	175.717	179.232
Commercial turf and grounds care equipment, including parts and attachments.....	11	1401	12/02	146.622	145.544	145.821	144.681	147.586
Commercial turf and grounds care equipment, including parts and attachments.....	11	140111	12/02	146.622	145.544	145.821	144.681	147.586
Farm plows, harrows, rollers, pulverizers, etc., and attachments.....	11	1402	12/02	219.528	219.528	223.217	223.217	230.992
Farm plows, harrows, rollers, pulverizers, etc., and attachments.....	11	140211	12/02	219.528	219.528	223.217	223.217	230.992
Farm dairy equipment, sprayers and dusters, farm blowers, and attachments.....	11	1404	12/02	153.155	153.155	161.026	161.026	162.096
Farm dairy equipment, sprayers and dusters, farm blowers, and attachments.....	11	140411	12/02	153.155	153.155	161.026	161.026	162.096
Planting, seeding, and fertilizing machinery and attachments.....	11	1405	12/02	166.880	168.354	174.210	176.325	178.458
Planting, seeding, and fertilizing machinery and attachments.....	11	140511	12/02	166.880	168.354	174.210	176.325	178.458
Harvesting machinery (except hay and straw) and attachments.....	11	1406	12/82	276.889	280.345	282.660	282.660	287.209
Harvesting machinery (except hay and straw) and attachments.....	11	140611	12/82	276.889	280.345	282.660	282.660	287.209
Haying machinery and attachments.....	11	1407	12/82	272.313	272.313	286.171	283.895	283.895
Haying machinery and attachments.....	11	140711	12/82	272.313	272.313	286.171	283.895	283.895
All other farm machinery and equipment, excluding parts, including attachments.....	11	1408	12/02	214.591	220.974	224.824	225.693	236.903
All other farm machinery and equipment, excluding parts, including attachments.....	11	140811	12/02	214.591	220.974	224.824	225.693	236.903
Parts for farm machinery, for sale separately.....	11	1409	12/02	157.939	168.573	169.201	172.246	174.584

See footnotes at end of table.

Table 9. Producer price indexes for commodity and service groupings and individual items, not seasonally adjusted — Continued
 [February 2022, Index base 1982=100, unless otherwise indicated]

Title	Commodity code		Other index base	Unadjusted index ¹				
	Group code	Item code		Oct. 2021	Nov. 2021 ^P	Dec. 2021 ^P	Jan. 2022 ^P	Feb. 2022 ^P
Parts for farm machinery, for sale separately.....	11	140911	12/02	157.939	168.573	169.201	172.246	174.584
Construction machinery and equipment.....	11	2		257.313	258.281	260.380	261.213	263.380
Tractors and attachments, ex. parts.....	11	2A	12/99	166.950	167.486	170.931	170.940	170.497
Construction machinery for mounting (excluding parts, winches, snow clearing attachments).....	11	2A03	12/99	156.948	157.036	158.855	158.656	159.924
Construction machinery for mounting (excluding parts, winches, snow clearing attachments).....	11	2A0302	12/99	156.948	157.036	158.855	158.656	159.924
Tractor shovel loaders (skid steer, wheel, crawler, and integral design backhoes).....	11	2A04		243.262	244.444	245.035	245.060	245.060
Tractor shovel loaders (skid steer, wheel, crawler, and integral design backhoes).....	11	2A0406	06/86	232.000	233.127	233.691	233.715	233.715
Construction wheel and crawler tractors, dozers, self-propelled log skidders, etc.....	11	2A05	12/03	158.884	159.268	164.718	164.747	163.819
Construction wheel and crawler tractors, dozers, self-propelled log skidders, etc.....	11	2A0501	12/03	158.884	159.268	164.718	164.747	163.819
Power cranes, draglines, & shovels (excavators) (incl. surface mining equipment) (excl. parts).....	11	2B	12/99	162.873	163.041	163.041	163.238	163.660
Power cranes, draglines, & shovels (excavators) (incl. surface mining equip.) (excluding parts).....	11	2B05	12/99	162.873	163.041	163.041	163.238	163.660
Power cranes, draglines, & shovels (excavators) (incl. surface mining equip.) (excluding parts).....	11	2B0504	12/99	162.873	163.041	163.041	163.238	163.660
Mixers, pavers, and related equipment (excluding parts).....	11	2C		254.693	256.389	256.389	258.137	258.137
Mixers, pavers, and related equipment (excluding parts).....	11	2C01		254.693	256.389	256.389	258.137	258.137
Mixers, pavers, and related equipment (excluding parts).....	11	2C0109	12/99	182.883	184.101	184.101	185.356	185.356
Off-highway, equipment, ex. parts.....	11	2D	12/99	180.159	180.659	180.657	180.743	180.743
Off-highway trucks, haulers, truck-type tractor chassis, trailers, etc. (excluding parts).....	11	2D02	12/03	165.273	165.175	165.171	165.375	165.375
Off-highway trucks, haulers, truck-type tractor chassis, trailers, etc. (excluding parts).....	11	2D0201	12/03	165.273	165.175	165.171	165.375	165.375
Graders, rollers & compactors, rough-terrain forklifts, scrapers, trenchers, etc. (excl. parts).....	11	2D03	12/03	176.664	177.532	177.532	177.532	177.532
Graders, rollers & compactors, rough-terrain forklifts, scrapers, trenchers, etc. (excl. parts).....	11	2D0301	12/03	176.664	177.532	177.532	177.532	177.532
Misc. construction machinery and equipment.....	11	2J	12/05	160.338	160.379	161.032	161.971	165.750
Winches, aerial work platforms, and automotive wrecker hoists, including parts and attachments.....	11	2J01	12/05	162.402	162.402	163.689	163.921	171.349
Winches, aerial work platforms, and automotive wrecker hoists, including parts and attachments.....	11	2J0101	12/03	204.564	204.564	206.185	206.477	215.833
Other construction machinery and equipment (excluding parts).....	11	2J03	12/03	178.329	178.422	178.422	180.302	180.331
Other construction machinery and equipment (excluding parts).....	11	2J0301	12/03	178.329	178.422	178.422	180.302	180.331
Parts for construction machinery and equipment, sold separately.....	11	2K	12/99	161.136	165.303	167.267	169.194	172.257
Parts for construction machinery and equipment, sold separately.....	11	2K01	12/99	161.136	165.303	167.267	169.194	172.257
Parts for cranes, draglines, and shovels (including surface mining equipment) (sold separately).....	11	2K0101	12/11	121.300	125.098	125.098	127.542	137.149
Parts for off-highway wheel tractors and shovel loaders (sold separately).....	11	2K0102	12/11	110.312	117.041	117.346	117.372	115.746
Parts for other construction machinery (sold separately).....	11	2K0103	12/11	121.105	122.596	125.183	126.554	126.334
Metalworking machinery and equipment.....	11	3		211.286	211.874	214.324	216.601	217.416
Power-driven handtools, including parts and attachments.....	11	32		200.745	200.860	201.104	206.236	206.236
Power-driven handtools, including parts and attachments.....	11	3211	12/04	136.741	136.818	136.985	140.481	140.481
Power-driven handtools, including parts and attachments.....	11	321101	12/04	136.741	136.818	136.985	140.481	140.481
Power-driven handtools, pneumatic, hydraulic, and powder-actuated.....	11	3211011	06/11	138.106	138.187	138.212	143.506	143.506
Power-driven handtools, electric (except battery powered), including parts.....	11	3211014	06/11	128.515	128.610	129.063	130.265	130.265
Welding machines and equipment.....	11	33		351.301	351.395	360.487	362.310	366.039
Arc welding machines, components, and accessories, excluding electrodes and stud welding equip.....	11	3301		359.847	359.847	378.821	379.242	379.242
Arc welding machines, components, and accessories, excluding electrodes and stud welding equip.....	11	330175	12/97	236.424	236.424	248.891	249.167	249.167
Resistance welders, components, accessories, and electrodes.....	11	3302		259.158	259.158	266.997	266.997	276.475
Resistance welders, components, accessories, and electrodes.....	11	330276	12/84	240.166	240.166	247.431	247.431	256.214
Gas welding and cutting equipment, parts, attachments, and accessories.....	11	3304		239.301	240.047	240.047	251.352	252.120
Gas welding and cutting equipment, parts, attachments, and accessories.....	11	330461	06/83	235.366	236.100	236.100	247.219	247.974
Other welding equipment, components, and accessories (excluding arc, resistance, and gas).....	11	3306	12/00	138.581	138.581	139.019	139.632	143.587
Other welding equipment, components, and accessories (excluding arc, resistance, and gas).....	11	330629	12/00	138.581	138.581	139.019	139.632	143.587
Industrial process furnaces and ovens.....	11	34		237.377	238.233	238.422	245.353	246.656
Industrial process furnaces and ovens, except parts and attachments.....	11	3407	12/04	147.140	147.740	147.898	151.467	152.400

See footnotes at end of table.

Table 9. Producer price indexes for commodity and service groupings and individual items, not seasonally adjusted — Continued
 [February 2022, Index base 1982=100, unless otherwise indicated]

Title	Commodity code		Other index base	Unadjusted index ¹				
	Group code	Item code		Oct. 2021	Nov. 2021 ^P	Dec. 2021 ^P	Jan. 2022 ^P	Feb. 2022 ^P
Industrial process furnaces and ovens, except parts and attachments...	11	340711	12/04	147.140	147.740	147.898	151.467	152.400
Parts and attachments for industrial process furnaces and ovens.....	11	3409	06/11	123.674	123.947	123.947	129.344	129.714
Parts and attachments for industrial process furnaces and ovens.....	11	340901	06/11	123.674	123.947	123.947	129.344	129.714
Cutting tools and accessories.....	11	35		204.128	205.380	206.861	209.256	211.513
Small cutting tools.....	11	3501		193.438	193.781	195.455	197.786	199.700
End mills and milling cutters.....	11	350144	12/11	111.938	111.941	112.102	113.386	113.386
Threading tools, including blanks, tips and inserts.....	11	350145	12/11	108.078	109.727	109.727	109.727	120.609
Carbon and high-speed steel, shank, solid, tipped carbide twist drills. ...	11	350146	12/11	117.513	117.513	117.513	117.535	119.231
Taps, carbide indexable, and throwaway inserts for machine tools.....	11	350147	12/11	125.003	126.136	126.136	126.136	126.136
Other cutting tools for machine tools, excluding tips and blanks.....	11	350149	12/11	110.738	110.738	112.298	114.190	114.525
Precision measuring tools.....	11	3502		212.661	—	—	—	—
Precision measuring tools.....	11	350243	06/83	205.754	—	—	—	—
Other machine tool attachments and accessories.....	11	3505	06/83	223.945	231.785	233.434	238.364	242.540
Other machine tool attachments and accessories.....	11	350501	06/83	223.945	231.785	233.434	238.364	242.540
Abrasive products.....	11	36		232.331	232.475	240.419	241.360	240.610
Nonmetallic sized grains, powders, and flour abrasives (incl. graded only).....	11	3601		159.029	159.029	169.989	169.989	170.167
Nonmetallic sized grains, powders, and flour abrasives (incl. graded only).....	11	360105	06/87	204.736	204.736	218.846	218.846	219.075
Nonmetallic abrasive products (including diamond abrasives).....	11	3603		208.685	209.217	217.470	219.856	220.705
Nonmetallic abrasive products (including diamond abrasives).....	11	360311	06/87	191.035	191.522	199.077	201.261	202.039
Nonmetallic coated abrasive products and buffing wheels, polishing wheels, and laps.....	11	3605		281.231	281.231	285.672	286.484	286.484
Nonmetallic coated abrasive products and buffing wheels, polishing wheels, and laps.....	11	360505		208.166	208.166	211.453	212.054	212.054
Metal cutting machine tools.....	11	37		216.151	216.151	218.528	220.178	220.629
Other metal-cutting machine tools.....	11	3720	12/09	119.356	119.356	120.226	121.604	121.830
Other metal-cutting machine tools.....	11	372041	12/09	119.356	119.356	120.226	121.604	121.830
Metal machining centers.....	11	3721	12/09	121.364	121.364	124.674	124.674	124.674
Metal machining centers.....	11	372121	12/09	121.364	121.364	124.674	124.674	124.674
Rebuilt metal-cutting machine tools and parts for metal-cutting machine tools.....	11	3753	12/02	139.518	139.518	140.447	140.447	141.559
Rebuilt metal-cutting machine tools and parts for metal-cutting machine tools.....	11	375311	12/02	139.518	139.518	140.447	140.447	141.559
Metal forming machine tools.....	11	38		248.164	249.402	250.848	251.774	251.774
Metal-forming machine tools (except rebuilt and parts).....	11	3826	12/09	124.090	124.174	124.778	125.219	125.219
Metal punching and shearing (power & manual), and bending and forming machines (power only).....	11	382611		206.341	206.629	206.629	206.629	206.629
Metalworking presses (except forging and die-stamping presses).....	11	382631		256.293	256.293	263.135	263.135	263.135
Other metal-forming machine tools (except presses).....	11	382651		299.889	299.889	299.889	303.132	—
Rebuilt metal-forming machine tools and parts for metal-forming machine tools.....	11	3852	12/02	145.084	148.265	149.656	150.298	150.298
Rebuilt metal-forming machine tools and parts for metal-forming machine tools.....	11	385205	12/02	145.084	148.265	149.656	150.298	150.298
Tools, dies, jigs, fixtures & ind. molds.....	11	39		161.976	162.802	163.965	165.575	165.898
Special tools, dies, jigs, and fixtures.....	11	3901		183.797	184.065	184.538	186.787	187.233
Special tools, dies, jigs, and fixtures.....	11	390135	12/03	120.584	120.760	121.070	122.546	122.838
Jigs and fixtures, including parts.....	11	3901351	06/10	126.870	126.870	127.765	128.149	128.934
Metalworking dies and die sets.....	11	3901353	06/10	111.751	111.751	111.808	113.007	113.102
Standard punches, industrial prototypes, die parts & other special tooling for dies.....	11	3901357	06/10	113.414	114.054	114.054	117.069	117.069
Industrial molds and mold boxes.....	11	3903		134.422	135.788	137.611	138.519	138.707
Industrial injection-type molds made of metal for plastics.....	11	390312	12/09	118.671	120.290	120.290	121.237	121.237
Other industrial molds and mold boxes.....	11	390331	12/09	99.240	100.047	102.175	102.774	102.994
Metalworking machinery n. e. c.....	11	3A	06/83	223.541	223.678	223.791	223.920	225.967
Other metalworking machinery.....	11	3A02	06/83	295.443	296.098	296.638	297.253	297.981
Other metalworking machinery.....	11	3A0201	06/83	295.443	296.098	296.638	297.253	297.981
Rolling mill machinery.....	11	3B	12/87	241.733	241.764	241.781	—	—
Rolling mill machinery.....	11	3B01	12/87	241.733	241.764	241.781	—	—
Rolling mill machinery.....	11	3B0101	12/87	241.733	241.764	241.781	—	—
General purpose machinery and equipment.....	11	4		274.098	276.399	279.665	286.150	289.336
Pumps, compressors, and equipment.....	11	41		288.294	289.287	291.752	297.307	304.785
Industrial pumps, except hydraulic fluid power pumps.....	11	4102		296.611	296.611	296.679	305.956	308.717
Industrial pumps, except hydraulic fluid power pumps.....	11	410212	12/97	189.252	189.252	189.296	195.215	196.976
Parts and attachments for air and gas compressors and vacuum pumps.....	11	4107	06/84	283.716	283.745	289.068	289.068	309.882
Parts and attachments for air and gas compressors, ex. refrigeration, ice making, & a/c.....	11	410701	06/84	283.716	283.745	289.068	289.068	309.882
Measuring and dispensing pumps and parts and attachments.....	11	4109	06/84	253.504	253.504	266.912	266.912	280.321
Measuring and dispensing pumps and parts and attachments.....	11	410906	12/03	173.071	173.071	182.225	182.225	191.380

See footnotes at end of table.

Table 9. Producer price indexes for commodity and service groupings and individual items, not seasonally adjusted — Continued

[February 2022, Index base 1982=100, unless otherwise indicated]

Title	Commodity code		Other index base	Unadjusted index ¹				
	Group code	Item code		Oct. 2021	Nov. 2021 ^P	Dec. 2021 ^P	Jan. 2022 ^P	Feb. 2022 ^P
Domestic water systems.	11	4113	12/03	183.603	183.603	183.603	199.595	—
Domestic water systems.	11	411311	12/03	183.603	183.603	183.603	199.595	—
Air and gas compressors and vacuum pumps.	11	4115	06/05	181.588	182.431	182.431	184.853	189.928
Air and gas compressors and vacuum pumps.	11	411501	06/05	181.588	182.431	182.431	184.853	189.928
Other pumps, including parts and attachments.	11	4119	12/83	308.327	309.639	314.513	317.818	322.584
Parts and attachments for pumps.	11	411911	12/83	366.386	366.386	366.386	369.705	376.467
All other pumps, including domestic sump, oil well, and oil field pumps.	11	411915	12/97	168.239	169.303	173.258	175.197	177.552
Domestic sump pumps.	11	4119151	12/09	145.714	145.714	—	—	—
Other pumps, except automotive circulating pumps, and measuring & dispensing pumps.	11	4119155	12/09	137.347	139.443	140.814	141.006	145.644
Elevators, escalators, and other lifts.	11	42		174.893	174.894	190.349	193.257	194.654
Elevators and moving stairways.	11	4201		167.005	167.006	185.400	188.968	190.683
Elevators and moving stairways.	11	420112	12/03	145.912	145.913	161.983	165.101	166.599
Parts and attachments for elevators and moving stairs (sold separately). ...	11	4202		209.591	209.591	212.140	212.150	212.150
Parts and attachments for elevators and moving stairs (sold separately).	11	420221		209.591	209.591	212.140	212.150	212.150
Fluid power equipment.	11	43		289.850	290.924	296.669	304.693	307.044
Fluid power pumps and parts.	11	4301		259.635	260.045	260.680	267.463	269.067
Nonaerospace-type reciprocating fluid power pumps.	11	430112	12/11	123.198	123.392	123.827	126.333	126.923
Nonaerospace-type rotary and other fluid power pumps.	11	430113	12/14	103.271	103.271	103.271	104.394	105.429
Nonaerospace-type fluid power motors.	11	430115	12/11	132.949	133.614	134.413	138.146	139.235
Parts for fluid power pumps, motors, and hydrostatic transmissions.	11	430119	12/11	117.323	117.357	117.357	125.437	125.437
Fluid power valves.	11	4302		315.180	315.569	331.258	333.887	334.996
Fluid power valves.	11	430201	12/82	307.477	307.857	323.162	325.727	326.809
Nonaerospace type hydraulic directional control valves.	11	4302013	12/07	150.792	151.842	152.089	152.610	152.610
Nonaerospace type pneumatic directional control valves.	11	4302015	12/07	150.053	150.053	150.053	156.333	156.333
Aerospace type fluid power valves.	11	430201A	06/09	138.167	138.167	151.121	150.837	150.837
Fluid power cylinders, actuators, accumulators, cushions, & parts.	11	4303		268.830	271.196	274.902	282.172	282.036
Non-aerospace hydraulic & all aerospace-type fluid power cylinders.	11	430312	06/98	187.470	189.651	192.550	198.213	198.087
Non-aerospace pneumatic fluid power cylinders.	11	430313	06/98	165.369	165.369	165.369	169.179	169.179
Parts for hydraulic & pneumatic cylinders and actuators.	11	430315	06/98	217.476	217.541	220.780	223.677	223.677
Fluid power hose and tube fittings.	11	4304		316.969	316.969	320.183	337.081	346.409
Fluid power hose and tube fittings.	11	430406		316.969	316.969	320.183	337.081	346.409
Nonaerospace type flared (metal) fittings, couplings, and assemblies.	11	4304062	06/09	118.359	118.359	127.168	130.538	131.337
Parts for fluid power valves.	11	4305	06/91	211.759	211.759	211.978	219.229	223.602
Parts for fluid power valves.	11	430501	06/91	211.759	211.759	211.978	219.229	223.602
Industrial material handling equipment.	11	44		254.551	258.578	261.421	264.159	265.035
Conveying equipment, except parts and accessories.	11	4402		248.150	252.118	256.752	260.243	261.163
Unit handling conveyors and conveying systems.	11	440212	06/84	214.819	215.616	217.840	218.359	218.923
Unit handling gravity and trolley conveyors and conveying systems. ...	11	4402122	06/09	126.340	126.354	126.946	127.027	127.027
All other unit handling conveyors, including tow, belt, roller, pneumatic, portable, etc.	11	4402124	06/09	134.582	135.201	136.782	137.166	137.606
Bulk material handling conveyors and conveying systems.	11	440216	06/84	241.028	248.344	255.192	261.869	263.068
Industrial trucks, trailers, and stackers.	11	4403		245.598	249.822	251.658	253.704	254.272
Industrial trucks, tractors, mobile straddle carriers & cranes, & automatic stacking machines.	11	44035	12/11	135.404	138.163	139.046	140.446	140.493
Work trucks with lifting & handling equipment, riding, electric, self-propelled.	11	440353	06/02	184.470	194.330	194.504	195.602	195.771
Work trucks with lifting & handling equipment, non-riding electric or any non-electric.	11	440356	06/02	172.578	172.614	174.786	174.786	174.865
Work trucks not fitted with lifting & handling equipment, electric or non-electric.	11	440357	06/02	184.129	184.183	185.369	192.279	192.136
Bulk powered material moving equipment, dock boards, and metal pallets and skids.	11	440358	06/02	192.884	194.758	195.969	196.944	196.987
Parts and attachments for industrial trucks and tractors.	11	440378	12/86	327.616	327.941	331.989	331.354	335.396
Hoists, overhead cranes, and monorail systems.	11	4404		302.736	305.823	309.275	313.228	317.116
Hoists and parts and attachments for hoists (sold separately).	11	440481	12/84	278.311	288.460	290.241	290.509	296.247
Overhead traveling cranes and monorail systems, including parts and attachments sold separately.	11	440485	12/84	289.871	288.269	292.443	298.326	300.700
Parts and accessories for conveyors and conveying systems.	11	4406	09/18	119.660	121.219	122.268	123.709	123.709
Parts and accessories for unit handling conveyors and conveying systems.	11	440601	06/84	274.868	276.033	279.393	279.932	279.932
Parts and accessories for bulk material handling conveyors and conveying systems.	11	440602	06/84	410.522	418.837	421.271	429.616	429.616
Mechanical power transmission equipment.	11	45		305.740	307.319	309.068	318.088	318.930
Speed changers, drives, gears.	11	4501		304.677	306.231	306.767	313.721	315.782
Loose gear, pinions and racks.	11	450108	12/83	225.081	225.081	225.081	227.187	227.187
Speed changers and industrial high speed drives & parts other than loose gearing.	11	450117	12/03	177.240	178.612	179.087	184.371	186.193

See footnotes at end of table.

Table 9. Producer price indexes for commodity and service groupings and individual items, not seasonally adjusted — Continued

[February 2022, Index base 1982=100, unless otherwise indicated]

Title	Commodity code		Other index base	Unadjusted index ¹				
	Group code	Item code		Oct. 2021	Nov. 2021 ^P	Dec. 2021 ^P	Jan. 2022 ^P	Feb. 2022 ^P
Other power transmission equipment.....	11	4502	12/84	290.190	291.707	294.538	305.073	304.686
Mechanical power transmission equipment, excl. speed changers, drives, & gears.....	11	450212	12/03	191.323	192.688	195.234	201.282	200.934
Scales and balances.....	11	46		206.067	207.208	207.505	209.718	213.617
Vehicle and industrial scales.....	11	4611	12/91	177.534	179.324	179.582	183.047	184.848
Vehicle and industrial scales.....	11	461101	06/03	154.411	155.968	156.193	159.206	160.773
Motor truck and railroad track scales.....	11	4611011	12/10	139.836	142.251	142.251	146.330	147.742
Industrial scales (including automatic checkweigher and bulkweigher scales).....	11	4611012	12/10	143.458	144.420	145.000	147.615	149.700
Miscellaneous non-vehicle scales (crane, susp., tank, hopper, measuring dev, lab, bulk conveyor).....	11	4611013	12/10	126.426	126.426	126.426	126.426	126.707
Retail, commercial, household, and mailing scales and balances.....	11	4612	12/91	179.871	179.871	179.871	179.871	181.016
Retail, commercial, household, and mailing scales and balances.....	11	461201	06/03	165.111	165.111	165.111	165.111	166.163
Parts, attachments, and accessories for scales and balances.....	11	4613	12/91	229.985	230.372	230.881	231.645	240.646
Parts, attachments, and accessories for scales and balances.....	11	461301	06/03	224.739	225.116	225.614	226.360	235.156
Air purification equipment and industrial and commercial fans and blowers...	11	47		264.120	265.340	265.461	272.879	276.105
Fan, blower, air purification equipment.....	11	4701		264.120	265.340	265.461	272.879	276.105
Dust collection and other air purification equipment for cleaning incoming air.....	11	470143	12/83	220.486	221.368	220.384	229.197	230.442
Air filters for air-conditioners and furnaces, etc., of 2400 CFM or less, except parts.....	11	4701431	06/09	142.238	142.751	141.665	149.664	149.664
Other dust collection and air purification equipment, except parts.....	11	4701432	06/09	128.209	128.775	128.775	129.581	129.931
Parts for dust collection and air purification equipment.....	11	4701433	06/09	128.809	129.409	129.409	132.866	135.866
Industrial and commercial fans and blowers.....	11	470145	12/03	200.826	202.646	203.646	203.804	209.448
Centrifugal blower filter units, and classes I-IV centrifugal fans, except parts.....	11	4701452	06/09	160.818	162.686	163.597	163.597	166.611
Other centrifugal fans and blowers, except parts.....	11	4701453	06/09	162.444	164.639	164.782	164.800	171.023
Axial fans and industrial propeller fans, except parts.....	11	4701457	06/09	139.072	139.985	140.440	140.440	143.321
Power roof ventilators, except parts.....	11	4701458	06/09	135.687	135.687	137.891	137.891	140.226
Parts and accessories for fans and blowers.....	11	4701459	06/09	164.283	164.770	165.068	167.165	169.634
Air conditioning and refrigeration equip.....	11	48		232.311	236.595	239.966	250.467	254.040
Unitary air-conditioners, except air source heat pumps.....	11	4802		213.060	216.801	217.389	224.811	225.558
Unitary air-conditioners, except air source heat pumps.....	11	480222	06/97	173.728	176.778	177.258	183.310	183.919
Commercial refrigeration equipment.....	11	4803		302.089	304.908	313.073	334.438	341.594
Commercial refrigeration equipment.....	11	480331	06/97	195.796	197.624	202.916	216.764	221.401
All other miscellaneous refrigeration and air-conditioning equipment.....	11	4806		282.118	283.868	295.387	299.405	317.527
All other miscellaneous refrigeration and air-conditioning equipment.....	11	480631	06/97	195.365	196.577	204.554	207.335	219.885
Heat transfer equipment, including heat pumps.....	11	4807	12/11	137.570	139.466	142.463	147.507	150.646
Heat transfer equipment, except dehumidifiers.....	11	480732	12/03	195.142	197.991	203.183	210.675	216.154
Heat pumps.....	11	480734	12/09	129.554	130.897	131.112	134.934	135.047
Parts and accessories for air conditioning and heat transfer equipment.....	11	4809	12/89	219.418	226.721	227.207	238.121	238.121
Parts and accessories for air conditioning and heat transfer equipment.....	11	480901	12/89	219.418	226.721	227.207	238.121	238.121
Refrigeration condensing units.....	11	4815	01/19	124.625	132.375	132.375	140.076	140.076
Refrigeration condensing units.....	11	481511	01/19	124.625	132.375	132.375	140.076	140.076
Miscellaneous general purpose equipment.....	11	49		314.881	316.165	318.811	323.274	325.678
Metal valves, except fluid power.....	11	4902	12/82	367.179	368.340	373.032	378.256	381.944
Gates, globes, angles, and checks.....	11	490201	12/82	398.757	401.949	401.949	408.242	412.258
Gates, globes, angles, straightway (Y-type) checks, stop & check, 3- & 4-way, etc.....	11	4902011	06/09	144.930	146.195	146.195	147.969	150.070
Industrial valves for water works and municipal equipment.....	11	4902012	06/09	124.409	125.170	-	-	-
Industrial ball valves, incl. manual and power operated.....	11	490202	12/82	463.514	462.726	477.460	482.954	488.740
Industrial butterfly valves, incl. manual and power operated.....	11	490203	12/82	255.293	255.293	261.383	263.171	266.562
Industrial plug valves.....	11	490204	12/82	249.494	257.340	257.340	257.340	257.340
Plumbing and heating valves and specialties, except plumbers' brass goods.....	11	490205	12/82	354.282	354.282	358.261	376.570	-
Other industrial valves, including nuclear.....	11	490209	12/82	340.000	340.000	341.541	346.090	346.090
Automatic regulating and control valves.....	11	490211	12/98	217.954	217.954	220.073	220.648	227.674
Metal pipe fittings, flanges, and unions.....	11	4903	12/82	403.881	406.493	412.151	422.353	425.028
Metal pipe fittings, flanges, and unions.....	11	490301	12/82	403.881	406.493	412.151	422.353	425.028
Ball and roller bearings.....	11	4905		301.933	303.884	302.571	303.575	308.480
Ball bearings, complete, unmounted.....	11	490531	12/03	158.654	158.654	158.654	158.827	158.827
Mounted bearings, except plain.....	11	490534	06/83	417.752	431.033	426.179	430.537	430.537
Parts and components for ball and roller bearings, incl. balls and rollers.....	11	490535	06/83	198.675	198.675	198.645	201.977	200.917
Tapered roller bearings (including cups & cones), unmounted.....	11	490537	06/83	325.729	329.799	326.048	326.048	341.641
Other roller bearings, unmounted.....	11	490538	06/83	337.902	337.902	337.902	337.902	344.322
Industrial patterns.....	11	4907	12/84	184.684	186.921	189.370	189.370	190.915
Industrial patterns.....	11	490701	12/84	184.684	186.921	189.370	189.370	190.915
Filters and strainers.....	11	4908	12/84	275.859	276.939	280.243	286.305	287.361

See footnotes at end of table.

Table 9. Producer price indexes for commodity and service groupings and individual items, not seasonally adjusted — Continued
 [February 2022, Index base 1982=100, unless otherwise indicated]

Title	Commodity code		Other index base	Unadjusted index ¹				
	Group code	Item code		Oct. 2021	Nov. 2021 ^P	Dec. 2021 ^P	Jan. 2022 ^P	Feb. 2022 ^P
Filters and strainers, except fluid power.....	11	490805	12/03	168.408	169.239	171.783	176.448	177.261
Industrial filters and strainers and reusable media, except fluid power.....	11	4908051	12/11	125.020	125.474	127.818	131.151	131.682
Nonreusable media for filters and strainers, except fluid power.....	11	4908052	12/11	124.337	125.958	125.958	130.669	131.593
Parts and accessories for filters and strainers, except fluid power.	11	4908053	12/11	125.093	126.477	123.372	126.113	127.423
Other miscellaneous general purpose equipment.....	11	4911	12/84	228.809	229.194	230.598	233.798	233.550
General industrial machinery equipment, n.e.c.....	11	491102	06/07	135.563	135.816	136.737	138.837	138.674
Electronic computers and computer equipment.....	11	5	12/98	25.919	26.015	26.167	26.773	27.123
Electronic computers.....	11	51	12/04	15.920	16.163	16.557	16.684	17.519
Electronic computers.....	11	5101	12/04	15.920	16.163	16.557	16.684	17.519
Personal computers and workstations (excluding portable computers)...	11	510114	06/07	21.764	21.676	21.739	21.756	21.620
Portable computers, laptops, tablets and other single user computers...	11	510115	06/07	14.636	14.650	14.450	14.489	14.739
Host computers, multiusers (mainframes, UNIX and PC servers).....	11	510116	12/04	25.056	25.627	26.486	26.756	28.634
Computer storage devices.....	11	52	12/04	47.570	47.570	47.570	47.721	47.721
Computer storage devices (except parts, attachments and accessories)...	11	5201	12/04	47.164	47.164	47.164	47.349	47.349
Computer storage devices (except parts, attachments and accessories).....	11	520101	12/04	47.164	47.164	47.164	47.349	47.349
Computer peripheral equipment and parts.....	11	54	12/98	79.365	79.365	79.338	83.394	83.548
POS terminals, funds-transfer devices, computer terminals & other computer peripheral equip.....	11	5406	06/99	63.468	63.468	63.437	64.693	64.869
POS terminals, funds-transfer devices, computer terminals & other computer peripheral equip.....	11	540602	06/07	66.343	66.343	66.311	67.624	67.808
Special industry machinery and equipment.....	11	6		238.800	241.422	243.044	246.013	251.082
Food products machinery.....	11	61		314.089	319.442	322.315	326.411	326.442
Dairy and milk products plant machinery and equipment.....	11	6101		301.835	315.825	317.062	317.062	317.062
Dairy and milk products plant machinery and equipment.....	11	610111	12/83	295.267	308.953	310.162	310.162	310.162
Commercial food products machinery (except packaging and cooking equipment).....	11	6104		272.464	275.991	280.582	284.322	284.383
Commercial food products machinery (except packaging and cooking equipment).....	11	610409	12/83	268.800	272.280	276.809	280.499	280.559
Industrial food products machinery for processing foods, beverages, & animal & fowl feed.....	11	6105	12/83	330.752	332.882	333.762	340.081	340.081
Industrial food products machinery for processing foods, beverages, & animal & fowl feed.....	11	610501	12/83	330.752	332.882	333.762	340.081	340.081
Other industrial food and feed machinery.....	11	6105012	12/12	127.390	128.151	128.809	129.738	129.738
Machinery for sorting, grading, and cleaning fruits, vegetables, eggs, and for processing meat.....	11	6105013	12/12	135.797	137.058	137.058	139.733	139.733
Parts and attachments for industrial food and feed products machinery.....	11	6105014	12/12	125.073	125.499	125.499	131.697	131.697
Textile machinery and equipment.....	11	62		175.215	175.215	175.568	185.073	185.210
Textile machinery (except parts, attachments, and accessories).....	11	6212	06/86	148.060	148.060	148.060	157.896	157.896
Textile machinery (except parts, attachments, and accessories).....	11	621201	06/86	148.060	148.060	148.060	157.896	157.896
Textile machinery parts and attachments.....	11	6277		196.244	196.244	197.616	202.361	202.895
Textile machinery parts and attachments.....	11	627701	06/86	176.123	176.123	177.354	181.613	182.092
Sawmill and woodworking machinery.....	11	63		261.060	262.194	263.499	271.011	274.472
Sawmill and woodworking machinery.....	11	6306	12/04	175.501	176.264	177.141	182.192	184.518
Sawmill and woodworking machinery, excluding parts and attachments (sold separately).....	11	630602	06/12	148.360	148.996	149.803	154.734	156.529
Parts, attachments, & accessories for sawmill & woodworking machinery.....	11	630603	06/12	153.534	154.244	154.675	155.675	158.598
Paper industries machinery.....	11	64	06/82	239.932	241.689	243.622	245.738	246.234
Paper industries machinery.....	11	6401	06/82	239.932	241.689	243.622	245.738	246.234
Paper industries machinery, excluding parts & attachments (sold separately).....	11	640114	12/03	134.485	134.779	135.642	136.778	136.778
Parts and attachments for paper industries machinery.....	11	640115	12/03	150.841	152.832	154.330	155.723	156.392
Printing trades machinery and equipment.....	11	65		169.580	170.888	175.228	175.629	175.786
Printing presses.....	11	6508	06/09	108.109	108.109	114.301	114.301	114.301
Printing presses.....	11	650830	06/09	108.109	108.109	114.301	114.301	114.301
Other printing machinery and equipment.....	11	6509	12/82	159.512	161.091	163.739	164.222	164.412
Other printing machinery and equipment, incl. pre-press preparation equipment & plates.....	11	650912	06/09	94.751	95.526	97.838	97.790	96.912
Parts, attachments, & accessories for printing trades machinery.....	11	650913	06/09	114.734	116.078	117.754	118.149	118.850
Other special industry machinery.....	11	66		224.219	224.658	224.638	227.115	236.598
Plastics and rubber working machinery.....	11	6603		218.423	218.645	218.479	218.792	218.589
Plastics working machinery and equipment, excluding patterns and molds, including parts.....	11	66039	09/15	101.492	101.614	101.523	101.695	101.583
Plasticworking machinery (excluding parts).....	11	660391	12/08	107.623	107.623	107.623	107.643	107.643
Parts for plasticworking machinery.....	11	660395	12/08	114.886	115.553	115.054	115.912	115.303
Miscellaneous special industry machinery.....	11	6606		216.489	216.939	216.939	219.602	229.978

See footnotes at end of table.

Table 9. Producer price indexes for commodity and service groupings and individual items, not seasonally adjusted — Continued
 [February 2022, Index base 1982=100, unless otherwise indicated]

Title	Commodity code		Other index base	Unadjusted index ¹				
	Group code	Item code		Oct. 2021	Nov. 2021 ^P	Dec. 2021 ^P	Jan. 2022 ^P	Feb. 2022 ^P
Semiconductor manufacturing machinery and parts.....	11	660638	06/87	113.830	113.830	113.830	114.175	114.175
Packing, packaging, and bottling machinery and parts.....	11	67		298.400	306.032	315.569	317.982	319.950
Packing, packaging, and bottling machinery and parts.....	11	6705	06/06	145.821	149.550	154.210	155.390	156.351
Packing, packaging, and bottling machinery, excluding parts.....	11	670501	06/06	141.736	146.608	148.459	149.707	150.909
Parts for packing, packaging, and bottling machinery.....	11	670502	12/83	287.505	289.719	309.945	311.850	312.646
Service industry machinery and parts.....	11	68	06/82	273.249	278.674	280.279	283.417	284.794
Service industry machinery and parts.....	11	6801	06/82	273.249	278.674	280.279	283.417	284.794
Commercial cooking and food warming equipment.....	11	680118	12/03	177.931	188.214	188.214	190.845	193.647
Commercial cooking equipment incl. ranges, deep-fat fryers, etc. except electric.....	11	6801181	12/11	140.979	152.616	152.616	154.436	154.436
Commercial electric cooking equipment, incl. ranges, deep-fat fryers, etc.....	11	6801182	12/11	121.748	125.451	125.451	127.662	131.832
Parts and accessories for commercial cooking and food warming equipment.....	11	6801183	12/11	118.609	118.609	118.609	120.338	126.099
Other service industry machinery, incl. electronic teaching mach. & auto. maintenance equipment.....	11	680123	06/07	131.338	131.653	132.887	134.178	134.187
All other parts and attachments for service industry equipment.....	11	6801232	12/11	111.870	112.874	112.874	112.896	112.896
Commercial and industrial floor & carpet cleaning machines, excl. vacuum cleaners.....	11	6801233	09/16	120.985	120.985	120.985	122.148	122.356
Electronic teaching machines, teaching aids, etc., incl. kits.....	11	6801235	09/16	102.118	102.118	102.118	102.118	102.118
Other service industry equipment.....	11	6801236	09/16	116.771	117.238	119.275	121.269	121.259
Commercial laundry and drycleaning machinery products.....	11	69	12/82	285.765	289.124	289.124	305.705	315.411
Commercial laundry and drycleaning machinery products.....	11	6909	06/03	161.675	163.576	163.576	172.957	178.448
Commercial laundry and drycleaning machinery products.....	11	690901	06/03	161.675	163.576	163.576	172.957	178.448
Electrical machinery and equipment.....	11	7		122.536	123.298	123.810	125.655	126.463
Wiring devices.....	11	71		304.013	308.564	314.872	322.668	325.910
Current-carrying wiring devices.....	11	7101		198.290	199.415	202.001	203.636	205.145
Current-carrying switches for electrical circuitry (including vehicular switches).....	11	710143	12/99	165.205	165.256	166.189	166.455	168.589
Current-carrying wire connectors for electrical circuitry.....	11	710144	12/99	156.915	158.173	157.948	158.487	159.775
Current-carrying wiring devices n.e.c.....	11	710147	06/06	121.196	122.367	126.780	129.323	129.410
Noncurrent-carrying wiring devices.....	11	7102		462.039	472.165	484.415	502.269	508.251
Noncurrent-carrying electrical conduit and conduit fittings, incl. plastic conduit & fittings.....	11	710216	12/04	278.104	288.923	295.910	305.262	312.545
Other noncurrent-carrying wiring devices and supplies (boxes, covers, bar hangers, etc.).....	11	710217	12/04	180.755	182.341	182.739	186.330	187.192
Porcelain, steatite, and other ceramic electrical products.....	11	710252	12/03	153.243	157.054	160.825	170.042	170.463
Integrating and measuring instruments.....	11	72		169.954	169.760	169.760	173.159	173.944
Test equipment for electrical, radio, & communication circuits & motors.....	11	7205	12/83	161.107	161.068	161.068	161.500	162.620
Test equipment for electrical, radio, & communication circuits & motors.....	11	720501		169.751	169.710	169.710	170.165	171.346
Electrical integrating instruments and other instruments to measure electricity.....	11	7209	06/06	115.786	115.447	115.447	121.737	—
Electrical integrating instruments and other instruments to measure electricity.....	11	720901	06/06	115.786	115.447	115.447	121.737	—
Motors, generators, motor generator sets.....	11	73		239.126	245.151	245.425	252.504	259.903
Fractional horsepower motors and generators.....	11	7303	06/83	197.076	200.101	201.084	203.274	206.649
Fractional horsepower motors and generators.....	11	730312	12/99	148.278	150.554	151.294	152.942	155.481
Integral horsepower motors and generators (excluding land transportation types).....	11	7304	06/83	316.230	340.847	341.176	362.031	389.124
Integral horsepower motors and generators (excluding land transportation types).....	11	730405	12/99	220.190	237.331	237.560	252.081	270.945
Parts and supplies for motors and generators.....	11	7309	06/83	243.267	252.176	252.176	256.353	263.869
Parts and supplies for motors and generators.....	11	730901	06/83	243.267	252.176	252.176	256.353	263.869
Other motors and generators.....	11	7311	06/06	132.878	132.235	132.235	134.602	135.096
Other motors and generators.....	11	731101	06/06	132.878	132.235	132.235	134.602	135.096
Prime mover generator sets, except steam & hydraulic turbine.....	11	7311012	12/14	110.367	108.659	108.659	112.414	113.086
Transformers and power regulators.....	11	74		300.225	316.725	322.593	324.671	326.456
Power and distribution transformers, except parts.....	11	7409	12/99	247.753	261.772	273.453	272.877	274.370
Power and distribution transformers, except parts.....	11	740999	12/99	247.753	261.772	273.453	272.877	274.370
Other transformers and parts for transformers.....	11	7411	12/99	211.517	222.167	209.796	216.787	217.997
Switchgear, switchboard, industrial controls equipment.....	11	75		253.765	254.716	258.894	265.790	274.560
Industrial controls and related parts and accessories.....	11	7507		247.037	247.621	253.849	266.443	267.653
Industrial controls and related parts and accessories.....	11	750799	06/85	235.116	235.672	241.599	253.585	254.737
General-purpose industrial controls.....	11	7507991	06/11	122.049	122.061	125.070	134.491	135.221
Parts for industrial controls and motor-control accessories.....	11	7507992	06/11	125.217	126.000	127.196	128.761	130.459
Specific-purpose industrial controls.....	11	7507993	06/11	114.749	115.489	119.033	119.241	119.241
Switchgear and switchboard apparatus.....	11	7522	06/05	146.023	146.723	148.155	149.475	157.821
Switchgear and switchboard apparatus.....	11	752201	06/05	146.023	146.723	148.155	149.475	157.821

See footnotes at end of table.

Table 9. Producer price indexes for commodity and service groupings and individual items, not seasonally adjusted — Continued
 [February 2022, Index base 1982=100, unless otherwise indicated]

Title	Commodity code		Other index base	Unadjusted index ¹				
	Group code	Item code		Oct. 2021	Nov. 2021 ^P	Dec. 2021 ^P	Jan. 2022 ^P	Feb. 2022 ^P
Low voltage panelboards and distribution boards, 1000 volts or less..	11	7522013	12/07	114.376	114.712	114.712	116.632	123.553
Switchgear, except relays and ducts.....	11	752201A	12/07	140.379	141.562	143.902	144.540	153.203
Communications and related equipment and miscellaneous electronic systems & equipment.....	11	76	12/85	123.812	124.372	124.475	126.270	126.853
Telephone and wireline data networking equipment.....	11	7601	12/85	82.871	83.699	83.226	83.763	91.183
Telephone switching and switchboard equipment.....	11	760121	12/85	105.033	105.033	105.033	105.033	—
Wireline voice and data network equipment.....	11	760141	12/85	71.826	73.133	72.386	73.235	84.944
Other communications and related equipment, including broadcast and wireless.....	11	7603	06/13	103.327	103.460	103.850	104.442	104.567
Broadcast, studio, and related electronic equipment.....	11	760301	12/85	116.701	117.366	117.321	121.070	121.186
Radio station and wireless communication equipment.....	11	760302	12/85	96.705	96.532	96.749	97.117	97.192
Other broadcast and wireless communications systems and equipment.....	11	7603023	06/13	109.613	109.221	109.713	110.503	110.643
Intercommunications, alarm and traffic control systems.....	11	760303	12/85	143.253	145.145	146.975	147.184	147.652
Alarm systems, including electric sirens and horns.....	11	7603031	06/08	114.124	114.124	114.124	114.124	114.151
Intercommunications systems, including inductive paging systems....	11	7603033	06/08	136.286	142.782	144.028	143.856	146.925
Electronic systems and equipment, n.e.c.....	11	7605	12/03	119.930	127.712	127.712	127.712	127.712
Electronic systems and equipment, n.e.c.....	11	760512	12/03	119.930	127.712	127.712	127.712	127.712
Search, detection, navigation & guidance systems and equipment.....	11	7606	06/04	155.391	155.391	155.391	158.829	158.264
Search, detection, navigation & guidance systems and equipment.....	11	760613	06/04	155.391	155.391	155.391	158.829	158.264
Electric lamp bulbs, tubes, and components.....	11	77		94.404	94.404	94.404	94.879	94.879
Electric lamp bulbs, tubes, and components.....	11	7704	12/04	72.838	72.838	72.838	73.205	73.205
Electric lamp bulbs, tubes, and components.....	11	770401	12/04	72.838	72.838	72.838	73.205	73.205
Electronic components and accessories.....	11	78		64.989	65.257	65.471	66.202	66.199
Capacitors for electronic circuitry.....	11	7811		238.873	238.873	238.873	238.873	238.873
Capacitors for electronic circuitry.....	11	781148	12/02	177.765	177.765	177.765	177.765	177.765
Resistors for electronic circuitry.....	11	7812		183.085	188.405	189.605	189.605	—
Resistors for electronic circuitry.....	11	781207	12/05	110.429	113.638	114.362	114.362	—
Relays for electronic circuitry, industrial control overload, and switchgear type.....	11	7821		257.823	257.823	257.823	262.078	262.078
Relays for electronic circuitry, industrial control overload, and switchgear type.....	11	782116	06/90	191.684	191.684	191.684	194.848	194.848
Switches, mechanical, for electronic circuitry.....	11	7822	06/82	217.459	217.459	217.459	221.688	221.688
Switches, mechanical, for electronic circuitry.....	11	782299	06/82	217.459	217.459	217.459	221.688	221.688
Connectors for electronic circuitry.....	11	7824		211.372	212.721	213.438	215.315	215.209
Connectors for electronic circuitry.....	11	782481	12/11	122.095	122.874	123.288	124.372	124.311
Filters, crystals, and transducers.....	11	7828	06/82	109.686	108.998	112.993	112.993	114.429
Filters, crystals, and transducers.....	11	782890	06/82	109.686	108.998	112.993	112.993	114.429
Crystal, filter, piezoelectric, and other related electronic devices (exc. microwave filters).....	11	7828901	06/82	113.961	113.247	117.397	117.397	118.889
Integrated microcircuits.....	11	7839	06/05	31.559	31.900	32.051	32.269	32.214
Integrated microcircuits.....	11	783911	06/05	31.559	31.900	32.051	32.269	32.214
Other semiconductor and related devices.....	11	7847	06/05	70.969	70.969	70.969	71.001	71.139
Other semiconductor devices, including parts (such as chips, wafers and heat sinks).....	11	784711	06/05	69.136	69.136	69.136	69.167	69.302
Bare printed circuit boards.....	11	7849	12/00	112.115	112.115	112.115	112.115	112.115
Bare printed circuit boards.....	11	784901	06/82	117.292	117.292	117.292	117.292	117.292
Electronic coils, transformers, and other inductors.....	11	7853	06/82	215.813	215.813	217.537	218.828	219.295
Electronic coils, transformers, and other inductors.....	11	785399	06/00	148.150	148.150	149.333	150.220	150.540
Microwave components, electron tubes, and other electronic components, n.e.c.....	11	7856	06/00	160.826	161.082	161.433	161.183	161.123
Microwave components, electron tubes, and other electronic components, n.e.c.....	11	785600	06/00	160.826	161.082	161.433	161.183	161.123
Printed circuit assemblies, loaded boards, modules and consumer external modems.....	11	7861	06/82	95.074	95.198	95.319	99.037	99.013
Printed circuit assemblies, loaded boards, modules and consumer external modems.....	11	786199	06/82	95.074	95.198	95.319	99.037	99.013
Miscellaneous electrical machinery and equipment.....	11	79		127.294	127.549	127.724	129.095	129.461
Storage batteries.....	11	7901		219.249	220.949	223.469	228.553	229.269
Storage batteries, lead acid type, BCI dimensional group 8D or smaller.....	11	790103	12/84	230.474	230.639	231.458	239.986	239.986
Storage batteries, lead acid type, larger than BCI dimensional group 8D.....	11	790104	12/84	289.367	289.367	302.181	304.936	304.936
Storage batteries (excluding lead acid), including parts for all storage batteries.....	11	790105	12/84	231.069	245.695	245.695	237.776	244.349
Storage batteries (excluding lead acid).....	11	7901051	12/09	131.862	141.557	141.557	136.307	140.665
Primary batteries.....	11	7902		204.455	208.110	207.808	211.992	211.947
Primary batteries.....	11	790229	12/03	132.608	134.979	134.783	137.497	137.467
Carbon and graphite products.....	11	7903		182.536	183.702	183.721	185.707	188.909
X-ray and electromedical equipment.....	11	7905		86.957	86.960	86.949	87.198	87.599
Irradiation equipment.....	11	790512	06/85	115.475	115.475	115.475	115.475	117.963

See footnotes at end of table.

Table 9. Producer price indexes for commodity and service groupings and individual items, not seasonally adjusted — Continued
 [February 2022, Index base 1982=100, unless otherwise indicated]

Title	Commodity code		Other index base	Unadjusted index ¹				
	Group code	Item code		Oct. 2021	Nov. 2021 ^P	Dec. 2021 ^P	Jan. 2022 ^P	Feb. 2022 ^P
Electromedical equipment, including diagnostic, therapeutic and patient monitoring equipment.....	11	790541	06/09	96.894	96.898	96.882	97.243	97.201
Miscellaneous electrical industrial apparatus.....	11	7929	12/85	188.997	187.439	187.494	193.374	191.100
Rectifying apparatus.....	11	792902	12/85	181.646	181.701	181.816	181.932	182.105
Other electrical equipment for industrial use, except for electronic circuitry.....	11	792904	12/03	179.107	176.351	176.351	186.486	182.387
All other electrical equipment and components, except industrial.....	11	7939	12/06	129.981	130.663	131.380	131.528	131.545
All other electrical equipment and components, except industrial.....	11	793901	12/06	129.981	130.663	131.380	131.528	131.545
Miscellaneous instruments.....	11	8		214.745	215.539	217.488	221.024	224.576
Automatic environmental controls for monitoring residential, commercial, and appliance use.....	11	81		195.640	195.640	197.181	198.103	197.178
Automatic environmental controls for monitoring residential, commercial, and appliance use.....	11	8105	12/03	134.912	134.912	135.974	136.610	135.972
Automatic environmental controls for monitoring residential, commercial, and appliance use.....	11	810501	12/03	134.912	134.912	135.974	136.610	135.972
Industrial process control instruments.....	11	82	06/83	245.688	245.926	246.100	251.507	251.156
Industrial process control instruments.....	11	8201	06/83	245.688	245.926	246.100	251.507	251.156
Industrial process control instruments.....	11	820171	12/03	148.799	148.943	149.048	152.323	152.110
Fluid meters and counting devices.....	11	84	12/85	198.602	201.005	205.514	202.325	202.325
Fluid meters and counting devices.....	11	8401	12/85	198.602	201.005	205.514	202.325	202.325
Integrating and totalizing meters for gases or liquids.....	11	840102	12/85	248.106	248.106	248.191	248.191	248.191
Counting devices.....	11	840103	12/85	212.136	212.136	227.468	216.551	216.551
Motor vehicle indicating instruments.....	11	840104	12/85	138.354	145.447	145.447	145.447	145.447
Engineering and scientific instruments.....	11	85	12/85	246.197	247.713	252.467	259.938	261.675
Aeronautical, nautical, and navigational instruments.....	11	8501	12/85	276.956	278.243	286.372	297.795	299.356
Aeronautical, nautical, and navigational instruments.....	11	850111	12/85	276.956	278.243	286.372	297.795	299.356
Hospital beds and specialized hospital furniture.....	11	8504	12/11	116.496	117.553	117.553	118.646	119.785
Hospital beds and specialized hospital furniture.....	11	850404	12/11	116.496	117.553	117.553	118.646	119.785
Measuring instruments and lenses.....	11	86	12/85	154.255	154.685	154.713	157.178	162.295
Sighting, tracking, and fire-control equipment, optical type.....	11	8601	12/85	128.032	130.356	130.356	139.432	139.432
Sighting, tracking, and fire-control equipment, optical type.....	11	860111	12/85	128.032	130.356	130.356	139.432	139.432
All other miscellaneous optical instruments and lenses.....	11	8602	12/85	139.212	139.212	140.088	139.103	140.088
All other miscellaneous optical instruments and lenses.....	11	860211	12/85	139.212	139.212	140.088	139.103	140.088
Laboratory analytical instruments.....	11	8603	12/85	163.055	163.202	163.062	164.943	171.925
Laboratory analytical instruments.....	11	860311	12/85	163.055	163.202	163.062	164.943	171.925
Measuring & controlling devices, n.e.c.....	11	89	06/85	167.230	167.456	170.438	175.388	180.348
Aircraft engine instruments.....	11	8901	06/85	168.963	168.963	168.963	169.177	173.274
Aircraft engine instruments.....	11	890199	06/85	168.963	168.963	168.963	169.177	173.274
Nuclear radiation detection & monitoring instruments.....	11	8904	06/85	207.280	207.280	215.112	222.337	222.337
Nuclear radiation detection & monitoring instruments.....	11	890499	06/85	207.280	207.280	215.112	222.337	222.337
Physical properties and kinematic testing equipment.....	11	8905	06/04	109.158	109.158	109.158	113.892	121.556
Physical properties and kinematic testing equipment.....	11	890599	06/04	109.158	109.158	109.158	113.892	121.556
Commercial, geophysical, meteorological & general-purpose instruments.....	11	8906	06/04	118.213	118.663	122.973	126.256	126.668
Commercial, geophysical, meteorological & general-purpose instruments.....	11	890699	06/04	118.213	118.663	122.973	126.256	126.668
Miscellaneous machinery.....	11	9		193.410	194.164	194.845	197.161	197.156
Oil field and gas field machinery.....	11	91		224.337	225.194	225.194	230.663	230.663
Oil and gas field drilling, surveying, and cementing machinery (except parts sold separately).....	11	9102		242.016	242.309	242.309	243.895	243.895
Oil and gas field drilling, surveying, and cementing machinery (except parts sold separately).....	11	910201	09/20	103.054	103.178	103.178	103.854	103.854
Oil field and gas field production machinery (except pumps and parts sold separately).....	11	9104		194.883	197.127	197.127	211.210	211.210
Oil field and gas field production machinery (except pumps and parts sold separately).....	11	910456	12/03	160.119	161.963	161.963	173.534	173.534
Parts and attachments for oil and gas field machinery and equipment.....	11	9106	12/10	110.711	111.196	111.196	115.179	115.179
Parts and attachments for oil and gas field drilling machinery and equipment.....	11	910602	12/10	111.133	110.803	110.803	115.665	115.665
Parts and attachments for oil and gas field production machinery and equipment.....	11	910604	12/10	110.981	112.987	112.987	115.372	115.372
Mining machinery and equipment.....	11	92		335.089	348.795	348.911	349.662	349.722
Mining machinery and equipment (except parts sold separately).....	11	9207	09/19	111.475	117.678	117.678	117.899	117.927
Underground mining machinery (except parts sold separately).....	11	920701	12/03	224.506	224.835	224.835	224.835	—
Crushing, pulverizing, & screening machinery (except parts sold separately).....	11	920702	12/03	189.160	231.589	231.589	231.589	231.589
Drills and other mining machinery (except parts sold separately).....	11	920703	12/03	201.132	206.235	206.235	210.857	210.857
Mineral processing & beneficiation machinery (except parts sold separately).....	11	920704	12/03	201.214	244.550	244.550	244.550	245.716

See footnotes at end of table.

Table 9. Producer price indexes for commodity and service groupings and individual items, not seasonally adjusted — Continued
 [February 2022, Index base 1982=100, unless otherwise indicated]

Title	Commodity code		Other index base	Unadjusted index ¹				
	Group code	Item code		Oct. 2021	Nov. 2021 ^P	Dec. 2021 ^P	Jan. 2022 ^P	Feb. 2022 ^P
Parts and attachments for mining machinery and equipment (sold separately).....	11	9253		276.824	278.393	278.718	279.513	279.513
Parts and attachments for mining machinery and equipment (sold separately).....	11	925303	12/03	199.398	200.529	200.763	201.336	201.336
Office and store machines and equipment.....	11	93		121.943	121.943	123.762	123.762	123.762
Coin-operated machines and mechanisms.....	11	9309	05/18	101.921	101.921	103.821	103.821	103.821
Coin-operated machines and mechanisms.....	11	930910	05/18	101.921	101.921	103.821	103.821	103.821
Internal combustion engines.....	11	94		174.823	174.849	174.827	178.712	178.823
Diesel, semidiesel, and dual-fuel engines (except automotive).....	11	9407	12/82	186.267	186.267	186.267	187.414	187.414
Diesel, semidiesel, and dual-fuel engines (except automotive).....	11	940725	12/00	142.840	142.840	142.840	143.720	143.720
Diesel, semidiesel, and dual-fuel engines for automobiles, trucks, and buses.....	11	9408	12/82	151.740	151.740	151.740	158.261	158.261
Diesel, semidiesel, and dual-fuel engines for automobiles, trucks, and buses.....	11	940811	12/82	151.740	151.740	151.740	158.261	158.261
Parts & accessories for internal combustion engines, ex. aircraft & gasoline automotive engines.....	11	9413		216.902	216.902	216.902	222.588	222.918
Parts & accessories for internal combustion engines, ex. aircraft & gasoline automotive engines.....	11	941301		216.902	216.902	216.902	222.588	222.918
Machine shop products.....	11	95		202.543	202.828	204.414	204.886	205.026
Machine shop products.....	11	9505	06/84	183.487	183.745	185.182	185.610	185.736
Machine shop job work and job order repairs.....	11	950501	06/84	183.487	183.745	185.182	185.610	185.736
Turbines and turbine generator sets.....	11	97	06/87	249.630	250.015	250.701	253.144	252.314
Turbines and turbine generator sets (excluding parts).....	11	9701	06/87	249.630	250.015	250.701	253.144	252.314
Steam, gas, and other turbines and turbine generators.....	11	970103	06/11	108.908	109.125	109.389	106.358	106.610
Parts & accessories for turbines, turbine generators, and turbine generator sets.....	11	98	09/15	101.546	101.546	101.546	101.610	101.689
Parts & accessories for turbines, turbine generators, and turbine generator sets.....	11	9801	09/15	101.546	101.546	101.546	101.610	101.689
Parts & accessories for turbines, turbine generators, and turbine generator sets.....	11	980101	09/15	101.546	101.546	101.546	101.610	101.689
Furniture and household durables.....	12	—		196.823	197.958	199.173	201.198	203.281
Household furniture.....	12	1		249.166	251.626	253.300	255.411	256.801
Metal household furniture.....	12	11		210.684	200.997	210.840	207.629	208.383
Metal household furniture.....	12	1101		210.684	200.997	210.840	207.629	208.383
Metal household dining room and kitchen furniture.....	12	110102	06/84	263.821	235.929	249.167	239.784	239.993
Other metal household furniture.....	12	110104	06/84	180.888	181.977	189.883	190.326	191.412
Metal household furniture, beds, nonupholstered.....	12	1101041	12/11	112.495	114.184	126.449	126.449	128.134
Wood household furniture.....	12	12		278.370	278.370	282.969	288.943	292.046
Living room furniture (nonupholstered), wood.....	12	1201		275.549	275.549	281.053	290.530	291.125
Living room furniture (nonupholstered), wood.....	12	120181	12/04	147.890	147.890	150.844	155.931	156.250
Dining room furniture (nonupholstered), wood.....	12	1202		298.828	298.828	301.170	306.440	309.526
Dining room furniture (nonupholstered), wood.....	12	120281	12/04	152.054	152.054	153.245	155.927	157.497
Bedroom furniture (nonupholstered), wood.....	12	1203		281.822	281.822	284.046	289.674	294.408
Bedroom furniture (nonupholstered), wood.....	12	120381	12/04	148.712	148.712	149.886	152.855	155.353
Other wood household furniture.....	12	1204		247.708	247.708	257.386	259.854	262.809
Other wood household furniture.....	12	120481	12/04	176.245	176.245	183.131	184.887	186.990
Nonupholstered wood infants' & children's furniture.....	12	1204811	12/07	157.921	157.921	164.091	165.664	167.548
Custom nonupholstered wood household furniture sold direct, excl. kitchen cabinets and vanities.....	12	1205	06/12	107.724	107.724	109.374	109.374	—
Custom nonupholstered wood household furniture sold direct, excl. kitchen cabinets and vanities.....	12	120581	06/12	107.724	107.724	109.374	109.374	—
Upholstered household furniture.....	12	13		226.535	236.203	236.285	239.099	240.338
Upholstered household furniture.....	12	1301		226.535	236.203	236.285	239.099	240.338
Dual purpose sleep furniture, incl. convertible sofa.....	12	130123	06/83	190.663	191.980	192.026	193.864	194.842
Upholstered household furniture.....	12	130141	06/05	144.006	150.494	150.547	152.362	153.154
Upholstered household davenports, sofas, loveseats, and settees.....	12	1301411	12/11	125.605	131.778	131.786	133.427	134.387
Upholstered household sectional sofa pieces.....	12	1301412	12/11	118.453	123.573	123.578	125.269	125.696
Upholstered household rocking chairs, including swivel rockers.....	12	1301413	12/11	128.147	130.511	130.535	134.571	134.577
Other upholstered household furniture, including custom.....	12	1301415	12/11	136.317	147.832	148.327	150.017	150.427
Bedding.....	12	14		224.639	222.785	222.916	223.601	224.290
Bedding.....	12	1401		224.639	222.785	222.916	223.601	224.290
Innerspring mattresses, excluding crib size.....	12	140104	12/95	200.186	200.493	200.580	202.379	202.379
Mattress foundations.....	12	140107	12/11	140.318	138.812	139.336	139.336	139.336
Mattresses, other types, including crib, foam, waterbed mattresses and mattress inserts.....	12	140114	06/83	228.529	229.801	229.801	229.102	232.727
Sleep system ensembles and mattresses, excluding conventional waterbeds.....	12	140122	12/95	168.726	169.184	169.184	169.924	169.924
Mattress and foundation sets.....	12	140134	12/03	141.493	137.381	137.381	137.477	137.477

See footnotes at end of table.

Table 9. Producer price indexes for commodity and service groupings and individual items, not seasonally adjusted — Continued

[February 2022, Index base 1982=100, unless otherwise indicated]

Title	Commodity code		Other index base	Unadjusted index ¹				
	Group code	Item code		Oct. 2021	Nov. 2021 ^P	Dec. 2021 ^P	Jan. 2022 ^P	Feb. 2022 ^P
Metal porch, lawn, outdoor & casual furniture.....	12	15		318.164	318.164	318.814	321.400	326.105
Porch and lawn furniture.....	12	1501		318.164	318.164	318.814	321.400	326.105
Metal porch, lawn, outdoor & casual furniture.....	12	150112	06/84	316.457	316.457	317.103	319.675	324.355
Nonupholstered household furniture, except wood and metal.....	12	16	12/85	144.125	145.915	146.506	147.626	147.626
Nonupholstered household furniture, except wood and metal.....	12	1601	12/85	144.125	145.915	146.506	147.626	147.626
Nonupholstered household furniture, except wood and metal.....	12	160101	12/85	144.125	145.915	146.506	147.626	147.626
Commercial furniture.....	12	2		267.607	269.525	271.050	276.420	280.779
Wood office furniture and store fixtures.....	12	21		260.180	260.815	261.708	265.102	271.617
Wood office furniture and store fixtures.....	12	2101		260.180	260.815	261.708	265.102	271.617
Wood office seating, including upholstered.....	12	210112	06/85	236.295	236.431	237.313	248.941	248.941
Wood office desks and extensions.....	12	210113	06/85	263.906	262.376	265.079	271.623	279.503
Wood office files, storage units, and tables.....	12	210114	06/85	261.258	261.649	263.953	264.832	267.993
Wood office furniture, other types (incl. panel/desking systems).....	12	210116	06/85	214.029	214.163	215.747	217.095	217.095
Fixtures for stores, banks and offices.....	12	210161	12/83	256.703	257.615	258.142	260.603	268.352
Custom architectural woodwork, millwork, and fixtures.....	12	2101611	06/08	128.726	129.019	129.019	130.844	132.323
Wood lockers, partitions, and shelving (except custom).....	12	2101612	06/08	140.759	141.180	142.143	142.400	139.890
Wood furniture dimensions and nonwood furniture parts and frames..	12	2101615	12/11	155.801	155.348	157.882	155.856	170.285
Nonwood furniture and store fixtures.....	12	22		266.497	268.612	269.600	276.551	279.705
Nonwood commercial storage units, files, and tables.....	12	2202		258.604	263.010	264.424	267.077	268.537
Nonwood commercial storage units, files, and tables.....	12	220202	06/95	185.748	188.913	189.928	191.834	192.882
Nonwood commercial furniture.....	12	2203		251.429	255.618	252.720	269.167	271.485
Nonwood office seating.....	12	220325		205.856	217.942	215.314	226.905	225.485
Nonwood office furniture panel systems, and other nonwood office furniture.....	12	220326	06/95	177.128	176.584	174.245	186.529	189.807
Nonwood partitions and fixtures.....	12	2204	12/83	270.345	269.335	273.966	272.853	277.368
Storage racks and accessories, except wood.....	12	220407	12/83	297.705	298.578	298.578	301.358	302.103
Fixtures (bank, office, and store) except wood.....	12	220409	12/83	225.360	226.963	247.331	238.065	245.716
Public building furniture.....	12	23	12/84	256.364	261.922	265.615	268.544	270.269
Public building furniture.....	12	2301	12/84	256.364	261.922	265.615	268.544	270.269
School furniture (except stone and concrete), excluding library furniture.....	12	230101	12/84	284.961	286.211	291.647	300.075	302.376
Public building and related furniture, excluding school & restaurant furniture.....	12	230102	12/84	256.810	264.919	267.930	268.199	269.729
Commercial furniture and fixtures, n.e.c.....	12	24	12/85	240.480	242.460	246.734	253.099	256.202
Commercial furniture and fixtures, n.e.c.....	12	2401	12/85	240.480	242.460	246.734	253.099	256.202
Bar, bowling center, cafeteria, and restaurant furniture.....	12	240104	12/10	146.412	146.412	150.866	154.861	155.500
Other commercial and institutional furniture and fixtures, n.e.c.....	12	240108	12/10	139.359	141.157	142.634	146.258	148.732
Floor coverings.....	12	3		210.213	210.632	210.426	199.291	200.317
Carpets and rugs.....	12	31		205.835	206.324	206.083	193.104	193.104
Carpet and rugs.....	12	3101		209.011	209.507	209.263	196.084	196.084
Carpet and rugs.....	12	310101		209.011	209.507	209.263	196.084	196.084
Resilient floor coverings.....	12	32		248.837	248.837	248.837	248.837	256.426
Resilient floor coverings.....	12	3201		248.837	248.837	248.837	248.837	256.426
Resilient floor coverings.....	12	320170	12/11	111.888	111.888	111.888	111.888	115.300
Household appliances.....	12	4		133.445	133.813	135.026	136.940	137.755
Major appliances.....	12	41		128.749	128.913	130.370	132.643	133.500
Household cooking appliances.....	12	4101		133.245	132.874	135.161	138.069	140.844
Electric household ranges, ovens (including microwave), surface cooking units, and equipment.....	12	410105	12/02	132.670	130.427	133.941	138.422	140.597
Gas household ranges, ovens, surface cooking units and equipment. ..	12	410139	12/02	129.031	130.174	131.992	130.337	136.951
Other household ranges and cooking equipment, including outdoor equipment.....	12	410169	12/02	153.879	158.461	156.685	161.762	160.097
Household refrigeration equipment.....	12	4103		109.023	109.209	110.287	112.398	112.178
Household refrigerators, including refrigerator-freezer combinations.....	12	410329	12/02	115.836	115.959	117.323	119.790	119.383
Other major household appliances including room air-conditioners.....	12	4104		158.854	160.476	162.718	165.159	163.098
Household vacuum cleaners, including parts and attachments.....	12	43		111.390	112.006	112.006	112.006	113.723
Household vacuum cleaners and other floor care machines (including parts and attachments).....	12	4301		104.498	105.075	105.075	105.075	106.687
Household vacuum cleaners and other floor care machines (including parts and attachments).....	12	430114	06/07	113.995	114.625	114.625	114.625	116.383
Electric housewares and fans.....	12	44		132.677	133.855	133.855	134.129	134.129
Parts and attachments for small electric household appliances, including fan parts.....	12	4403	12/82	185.146	185.146	185.146	187.051	187.051
Parts and attachments for small electric household appliances, including fan parts.....	12	440311	12/82	185.146	185.146	185.146	187.051	187.051
Small electric household appliances, including fans.....	12	4404	05/21	105.584	106.588	106.588	106.744	106.744
Small electric household appliances, including fans.....	12	440401	05/21	105.584	106.588	106.588	106.744	106.744

See footnotes at end of table.

Table 9. Producer price indexes for commodity and service groupings and individual items, not seasonally adjusted — Continued
 [February 2022, Index base 1982=100, unless otherwise indicated]

Title	Commodity code		Other index base	Unadjusted index ¹				
	Group code	Item code		Oct. 2021	Nov. 2021 ^P	Dec. 2021 ^P	Jan. 2022 ^P	Feb. 2022 ^P
Portable residential lighting fixtures, including parts and accessories.	12	45		256.091	259.246	259.465	259.465	259.465
Portable residential lighting fixtures, including parts and accessories.	12	4501		256.091	259.246	259.465	259.465	259.465
Portable residential lighting fixtures, including parts and accessories.	12	450135	06/98	172.605	174.731	174.879	174.879	174.879
Home electronic equipment.	12	5		56.995	57.615	57.683	58.411	58.944
Speakers and commercial sound equipment.	12	57	12/03	123.640	125.490	125.763	128.696	130.848
Speakers and commercial sound equipment.	12	5707	12/03	123.640	125.490	125.763	128.696	130.848
Speakers and commercial sound equipment.	12	570708	12/03	123.640	125.490	125.763	128.696	130.848
Other home electronic equipment.	12	58	06/04	107.086	107.741	107.741	107.741	107.741
Other consumer audio and video equipment, including television receivers.	12	5803	01/17	111.002	111.681	111.681	111.681	111.681
Other consumer audio and video equipment, excluding television receivers.	12	580301	06/04	98.573	99.176	99.176	99.176	99.176
Other household durable goods.	12	6		222.246	222.591	224.555	231.979	235.684
Vitreous china, fine earthenware, and other pottery products.	12	61		295.051	295.051	304.923	310.595	310.595
Vitreous china, porcelain, and earthenware table and kitchenware and other pottery products.	12	6101		295.009	295.009	304.880	310.551	310.551
Vitreous china, porcelain, and earthenware (semivitreous) table and kitchenware.	12	610104	06/08	127.012	127.012	127.012	132.427	—
All other pottery products (including china decorated for the trade).	12	610105	06/08	147.958	147.958	156.134	156.722	156.722
Mirrors (decorated and undecorated).	12	65		262.308	262.308	262.308	278.252	—
Mirrors (decorated and undecorated), made from purchased glass.	12	6501		262.308	262.308	262.308	278.252	—
Mirrors (decorated and undecorated), made from purchased glass.	12	650104	12/04	168.967	168.967	168.967	179.238	—
Lawn/garden equipment.	12	66		158.320	158.877	160.598	161.836	163.816
Parts and attachments for consumer lawn, garden, and snow equipment.	12	6605	12/82	193.866	195.945	199.522	204.014	205.242
Parts and attachments for consumer lawn, garden, and snow equipment.	12	660503	06/03	130.988	132.392	134.809	137.844	138.673
Consumer lawn, garden, and snow equipment.	12	6607	05/18	106.986	107.182	108.154	108.606	110.099
Consumer lawn, garden, and snow equipment.	12	660701	05/18	106.986	107.182	108.154	108.606	110.099
Consumer riding lawn, garden, and snow equipment.	12	6607011	06/03	116.118	116.692	119.559	119.559	119.844
Consumer nonriding lawn, garden, and snow equipment.	12	6607012	06/03	117.272	117.272	117.259	118.046	120.478
Cutlery, flatware (except precious), razors and razor blades.	12	67		249.623	249.623	254.017	268.685	270.377
Cutlery, flatware (except precious), razors and razor blades.	12	6701		249.623	249.623	254.017	268.685	270.377
Cutlery, scissors, shears, trimmers, and snips.	12	670141	12/83	242.114	242.114	263.163	265.881	265.881
Metal kitchen utensil, pots, and pans.	12	68		284.677	284.677	284.677	286.119	294.347
Metal kitchen utensil, pots, and pans.	12	6801		284.677	284.677	284.677	286.119	294.347
Stamped and spun kitchen utensils, except aluminum.	12	680102	06/84	264.299	—	—	—	—
Window shades, blinds, and accessories.	12	69	06/84	222.813	222.862	222.862	236.822	237.472
Window shades, blinds, and accessories.	12	6901	06/84	222.813	222.862	222.862	236.822	237.472
Window shades and window shade accessories and rollers.	12	690101	06/84	259.365	259.459	259.459	275.252	276.498
Nonmetallic mineral products.	13	—		277.025	278.786	280.259	288.942	291.640
Glass.	13	1		162.349	163.316	164.561	167.887	168.275
Flat glass.	13	11		150.520	151.481	152.952	155.884	156.264
Flat glass (float, sheet, and plate process).	13	1105		118.565	120.538	124.580	125.016	124.262
Flat glass (float, sheet, and plate process).	13	110511	06/83	114.287	116.190	120.086	120.505	119.779
Specialty glass.	13	1107		182.998	183.618	184.107	188.517	189.453
Specialty glass.	13	110703	06/11	133.424	133.876	134.233	137.448	138.131
Other glass products, made by flat glass producers.	13	1107034	06/11	145.075	145.075	145.075	145.075	—
Other finished glassware.	13	13	06/83	181.510	182.348	182.552	186.838	187.197
Pressed and blown glassware.	13	1301	06/83	184.396	185.248	185.455	189.810	190.174
Machine-made pressed & blown table, kitchen, art, & novelty glassware.	13	130116	12/11	139.998	141.734	141.734	145.652	—
All other machine-made pressed and blown glassware.	13	130117	12/11	114.736	114.443	114.706	117.008	117.440
Handmade pressed and blown glassware.	13	130118	12/11	114.593	114.593	114.593	116.273	—
Concrete ingredients and related products.	13	2		336.347	336.674	336.242	349.128	353.565
Construction sand, gravel, and crushed stone.	13	21		381.642	382.786	381.900	397.049	403.405
Construction sand, gravel and crushed stone.	13	2101		381.642	382.786	381.900	397.049	403.405
Construction sand and gravel (run of pit/bank, washed, screened, etc.).	13	210120	12/11	151.279	151.437	151.309	153.811	153.761
Construction sand and gravel, Northeast.	13	2101201	12/12	151.585	151.585	151.585	151.585	151.585
Construction sand and gravel, Midwest.	13	2101202	12/12	156.261	156.451	156.197	159.296	159.273
Construction sand and gravel, West.	13	2101204	12/12	151.612	151.901	151.735	156.237	156.121
Crushed and broken stone.	13	210121		366.736	368.175	367.065	385.655	394.721
Crushed and broken limestone.	13	2101212	12/11	142.306	142.902	142.550	149.942	154.881
Crushed and broken granite.	13	2101213	12/11	138.363	139.034	137.871	142.124	142.124
Bituminous limestone, sandstone, & other crushed & broken stone.	13	2101219	12/11	124.221	124.408	124.496	132.980	133.689

See footnotes at end of table.

Table 9. Producer price indexes for commodity and service groupings and individual items, not seasonally adjusted — Continued

[February 2022, Index base 1982=100, unless otherwise indicated]

Title	Commodity code		Other index base	Unadjusted index ¹				
	Group code	Item code		Oct. 2021	Nov. 2021 ^P	Dec. 2021 ^P	Jan. 2022 ^P	Feb. 2022 ^P
Cement, hydraulic.....	13	22		275.266	273.936	274.404	283.858	284.758
Cement, hydraulic.....	13	2201		275.266	273.936	274.404	283.858	284.758
Cement, hydraulic.....	13	220161	06/89	269.406	268.104	268.562	277.815	278.695
Concrete products.....	13	3		299.251	301.741	303.521	308.982	311.896
Concrete block and brick.....	13	31		292.529	295.132	294.665	299.383	307.678
Structural concrete block.....	13	3111		301.835	302.904	302.462	307.557	322.189
Structural concrete block.....	13	311135	12/87	246.332	247.204	246.843	251.002	262.943
Structural concrete block, lightweight units (weighing less than 105 lb/cubic ft.) (dry weight).....	13	3111351	12/11	134.357	135.052	135.052	136.465	140.731
Structural concrete block, mediumweight units (weighing 105 - 124 lb/cubic ft.) (dry weight).....	13	3111352	12/11	129.688	130.300	130.300	134.600	145.406
Structural concrete block, normalweight units (weighing 125 lb or more/cubic ft.) (dry weight).....	13	3111353	12/11	128.501	128.532	127.935	130.421	137.986
Decorative concrete block.....	13	3121		264.100	264.394	263.190	262.983	266.030
Decorative concrete block (including screen, split, slump, shadowal block, etc.).....	13	312101		264.100	264.394	263.190	262.983	266.030
Concrete brick.....	13	3131		265.609	271.974	271.974	274.387	288.953
Concrete brick.....	13	313101		265.609	271.974	271.974	274.387	288.953
Concrete pavers.....	13	3141		244.805	249.808	249.808	256.894	256.894
Concrete pavers (including grid, interlocking, etc.).....	13	314101		244.805	249.808	249.808	256.894	256.894
Concrete pipe.....	13	32		272.716	274.819	285.959	285.898	289.304
Concrete pipe.....	13	3201		272.716	274.819	285.959	285.898	289.304
Concrete pipe.....	13	320108	12/86	238.145	239.981	249.709	249.655	252.630
Concrete storm sewer pipe.....	13	3201082	12/11	169.846	172.293	173.294	177.015	179.564
Concrete pipe, except concrete culvert and storm sewer pipe.....	13	3201083	12/11	127.197	127.298	129.164	129.343	130.307
Ready-mix concrete.....	13	33		300.646	303.341	304.478	310.405	312.905
Ready-mix concrete.....	13	3301		300.646	303.341	304.478	310.405	312.905
Ready-mix concrete.....	13	330101		300.646	303.341	304.478	310.405	312.905
Northeast region ready-mix concrete.....	13	330101A	12/12	135.922	139.284	139.340	139.880	142.799
Midwest region ready-mix concrete.....	13	330101B	12/12	129.356	134.420	134.158	137.422	136.299
South region ready-mix concrete.....	13	330101C	12/12	138.954	138.418	139.215	141.522	144.305
West region ready-mix concrete.....	13	330101D	12/12	144.727	144.230	145.283	149.233	148.775
Precast concrete products.....	13	34		320.161	321.469	324.214	331.702	332.261
Precast concrete products.....	13	3401		320.161	321.469	324.214	331.702	332.261
Precast concrete products.....	13	340106	12/86	282.449	283.603	286.024	292.631	293.124
Precast concrete slabs and tile, roof and floor units.....	13	3401061	12/11	151.861	151.861	151.861	151.861	151.861
Precast concrete architectural wall panels.....	13	3401062	12/11	152.896	153.304	153.529	155.752	155.829
Burial vaults and boxes, precast concrete.....	13	3401063	12/11	143.352	143.352	143.865	146.877	146.877
Precast concrete products (excl burial vaults and boxes, slabs and tile, and arch. wall panels).....	13	3401064	12/11	141.392	142.319	144.386	149.257	149.685
Prestressed concrete products.....	13	35		264.496	268.173	267.955	270.573	274.740
Prestressed concrete products.....	13	3501		264.496	268.173	267.955	270.573	274.740
Prestressed concrete products.....	13	350107	12/86	269.917	273.670	273.447	276.118	280.371
Prestressed concrete bridge beams and solid and hollow cored slabs and panels.....	13	3501071	12/07	170.766	175.018	174.428	177.455	182.275
Prestressed concrete bridge beams.....	13	35010711	12/07	124.998	129.332	131.498	135.973	137.177
Prestressed concrete solid and hollow cored slabs and panels.....	13	35010712	12/07	231.802	235.353	229.829	229.829	240.598
Prestressed concrete products (excl bridge beams and solid and hollow cored slabs and panels).....	13	3501072	12/07	107.482	107.482	107.751	107.751	107.751
Clay construction products ex. refractories.....	13	4		203.025	203.073	203.421	205.183	207.907
Brick and structural clay tile.....	13	42	12/84	221.020	221.020	221.445	223.891	229.791
Building or common brick.....	13	4201	12/84	218.737	218.737	219.176	221.438	227.221
Building or common brick.....	13	420101	12/84	218.737	218.737	219.176	221.438	227.221
Glazed brick and other brick (paving, floor, and sewer).....	13	4202	12/84	245.819	245.819	245.819	252.620	260.618
Glazed brick and other brick (paving, floor, and sewer).....	13	420201	12/84	245.819	245.819	245.819	252.620	260.618
Clay floor and wall tile, glazed and unglazed.....	13	44		124.708	124.777	124.777	125.562	125.562
Clay floor and wall tile, glazed and unglazed (including quarry tile and ceramic mosaic tile).....	13	4401		124.708	124.777	124.777	125.562	125.562
Clay floor and wall tile, glazed and unglazed (including quarry tile and ceramic mosaic tile).....	13	440131		124.709	124.778	124.778	125.563	125.563
Structural clay products, n.e.c.....	13	45		304.609	304.609	308.034	309.880	309.880
Structural clay products, n.e.c.....	13	4501		304.609	304.609	308.034	309.880	309.880
All other structural clay products, excluding clay refractories.....	13	450199	12/85	263.276	263.276	263.276	265.338	265.338
Refractories.....	13	5		301.058	301.341	302.520	318.695	319.886
Clay refractories.....	13	52		362.967	362.967	362.967	366.738	366.738
Clay refractories.....	13	5201		362.967	362.967	362.967	366.738	366.738
Clay refractories.....	13	520181	12/04	203.870	203.870	203.870	205.988	205.988

See footnotes at end of table.

Table 9. Producer price indexes for commodity and service groupings and individual items, not seasonally adjusted — Continued
 [February 2022, Index base 1982=100, unless otherwise indicated]

Title	Commodity code		Other index base	Unadjusted index ¹				
	Group code	Item code		Oct. 2021	Nov. 2021 ^P	Dec. 2021 ^P	Jan. 2022 ^P	Feb. 2022 ^P
Nonclay refractories.....	13	53		255.561	255.997	257.810	280.537	282.369
Nonclay refractories (excluding dead-burned magnesia).....	13	5301		255.561	255.997	257.810	280.537	282.369
Nonclay refractories (excluding dead-burned magnesia).....	13	530112	12/04	167.634	167.920	169.109	184.016	185.219
Asphalt felts and coatings.....	13	6		286.020	294.168	297.655	300.653	306.921
Prepared asphalt and tar roofing and siding products.....	13	61		289.564	298.918	302.889	305.179	312.168
Prepared asphalt and tar roofing and siding products.....	13	6101		289.564	298.918	302.889	305.179	312.168
Prepared asphalt and tar roofing and siding products.....	13	610131	12/03	263.336	271.843	275.454	277.536	283.893
Asphalt smooth-surfaced roll roofing and cap sheets, organic and fiberglass base.....	13	6101311	12/12	118.362	113.898	115.329	116.723	118.049
Asphalt mineral-surfaced roll roofing and cap sheets, organic and fiberglass base.....	13	6101312	12/11	143.398	145.811	146.285	148.647	148.680
Other prepared asphalt and tar products for roofing and siding.....	13	6101317	12/11	110.617	111.016	113.391	117.307	119.437
Roofing asphalts, pitches, coatings, and cement.....	13	62		237.790	237.593	237.709	244.903	246.056
Roofing asphalts, pitches, coatings, and cement.....	13	6201		237.790	237.593	237.709	244.903	246.056
Roofing asphalts, pitches, coatings, and cement.....	13	620121	06/84	225.239	225.052	225.162	231.976	233.069
Gypsum products.....	13	7		396.890	397.201	398.032	417.482	412.207
Gypsum products.....	13	71		396.890	397.201	398.032	417.482	412.207
Gypsum products.....	13	7101		396.890	397.201	398.032	417.482	412.207
Gypsum building materials.....	13	710102	12/93	300.968	301.239	301.988	319.254	314.194
Other gypsum products.....	13	710116	12/99	225.061	225.097	225.097	226.177	227.374
Glass containers.....	13	8		235.803	240.533	240.526	249.234	249.577
Glass containers.....	13	81		235.803	240.533	240.526	249.234	249.577
Glass containers (including value of packaging).....	13	8101		235.803	240.533	240.526	249.234	249.577
Glass containers (including value of packaging).....	13	810104	06/95	180.347	183.964	183.959	190.619	190.881
Other nonmetallic minerals.....	13	9		269.285	269.707	271.842	284.421	287.490
Insulation materials.....	13	92		228.598	228.996	229.482	240.027	241.474
Mineral wool for thermal and acoustical envelope insulation.....	13	9201		226.215	225.353	226.130	237.823	240.007
Mineral wool for thermal and acoustical envelope insulation.....	13	920105	06/07	172.371	171.714	172.306	181.216	182.880
Mineral wool for industrial, equipment, and appliance insulation.....	13	9202		195.451	198.597	198.353	204.558	204.119
Mineral wool for industrial, equipment, and appliance insulation.....	13	920201		195.451	198.597	198.353	204.558	204.119
Paving mixtures and blocks.....	13	94		324.739	324.512	328.088	357.734	364.521
Paving mixtures and blocks.....	13	9401		324.739	324.512	328.088	357.734	364.521
Paving mixtures and blocks.....	13	940113	12/03	229.105	228.945	231.468	252.384	257.172
Emulsified asphalt, including liquid additives.....	13	940113A	12/09	124.164	125.601	125.585	125.330	128.683
Other liquid asphalt and tar paving materials, including cut-backs.....	13	940113B	12/09	142.937	143.219	142.951	142.807	152.360
Asphalt and tar paving mixtures (excluding liquid).....	13	940113C	12/09	118.903	118.024	120.405	139.926	141.823
Cut stone and stone products.....	13	95	12/84	198.004	199.827	203.318	212.483	212.483
Cut stone and stone products.....	13	9501	12/84	198.004	199.827	203.318	212.483	212.483
Dressed dimension granite (including gneiss, syenite, diorite, and cut granite).....	13	950111	12/84	191.981	194.343	195.775	208.312	208.312
Dressed dimension limestone (including dolomite, travertine, calcareous, tufa, & cut limestone).....	13	950121	12/84	193.018	193.880	208.141	208.141	208.141
Dressed dimension marble and other stone.....	13	950151	12/04	133.996	134.245	137.548	138.663	138.663
Gaskets, packing, and sealing devices.....	13	98	12/85	215.914	216.188	218.334	223.274	224.629
Gaskets and gasketing material.....	13	9801	12/85	240.930	241.391	242.277	249.807	250.311
Nonmetallic gaskets and gasketing.....	13	980111	12/90	202.530	203.325	208.179	216.292	216.882
Metallic gaskets and machined seals.....	13	980112	12/90	203.125	203.125	199.937	204.579	204.845
Packing and sealing.....	13	9802	12/85	197.519	197.625	200.991	203.634	205.810
Compression packing.....	13	980211	12/90	225.602	225.602	251.537	245.212	245.212
Molded packing and sealing devices.....	13	980212	12/90	171.500	171.692	172.307	174.191	178.123
Rotary oil seals.....	13	980214	12/90	161.079	161.079	161.079	162.794	162.794
Nonmetallic minerals and products, n.e.c.....	13	99	06/82	254.971	255.275	256.067	259.749	262.624
Industrial sand.....	13	9901	06/82	274.038	274.038	274.038	279.914	280.883
Hydraulic fracturing sand and all other industrial sand.....	13	990121	06/82	164.115	164.115	164.115	169.354	169.354
All other industrial sand.....	13	9901212	12/12	150.573	150.573	150.573	155.381	155.381
Clay and stone mining and quarrying.....	13	9902	06/84	263.909	264.276	265.897	269.633	273.566
Ground or treated minerals and earths.....	13	990209	06/85	260.643	261.183	262.053	264.224	269.709
Treated lightweight aggregate and crushed slag, minerals and earths.....	13	9902094	12/14	136.758	136.958	136.816	136.822	139.297
Other minerals and earths, treated.....	13	9902096	12/14	86.959	87.388	87.693	89.803	89.803
Dimension stone mining and quarrying.....	13	990211	06/85	241.938	241.938	241.938	251.763	251.763
Clay, excluding kaolin and ball clay.....	13	990214	06/90	193.263	191.443	196.719	200.894	202.598
Bentonite.....	13	990214C	12/07	132.022	132.022	130.663	138.159	138.159
All other nonmetallic minerals, including talc and gypsum.....	13	990299	06/85	314.798	317.423	318.162	324.190	324.929
All other miscellaneous nonmetallic mineral products.....	13	9903	12/85	205.327	205.610	205.655	208.159	210.076

See footnotes at end of table.

Table 9. Producer price indexes for commodity and service groupings and individual items, not seasonally adjusted — Continued

[February 2022, Index base 1982=100, unless otherwise indicated]

Title	Commodity code		Other index base	Unadjusted index ¹				
	Group code	Item code		Oct. 2021	Nov. 2021 ^P	Dec. 2021 ^P	Jan. 2022 ^P	Feb. 2022 ^P
Dry-mixed concrete materials (prepackaged sand, gravel, mortar, and cement premixes).....	13	990312	12/11	130.620	130.804	130.804	132.564	132.564
Other nonmetallic mineral products.....	13	990313	12/11	102.381	102.514	102.599	103.481	107.122
Transportation equipment.....	14	—		191.073	191.703	192.146	193.285	194.116
Motor vehicles and equipment.....	14	1		159.595	160.253	160.474	161.420	162.155
Motor vehicles.....	14	11		163.037	163.253	163.227	163.472	164.087
Passenger cars and chassis.....	14	1101		139.456	139.899	139.583	139.384	139.827
Passenger cars.....	14	110131	06/82	139.171	139.613	139.298	139.099	139.541
Motorcycles, including three-wheel motorbikes, motorscooters, mopeds, and parts.....	14	1104		192.842	192.842	192.842	192.722	192.978
Motorcycles, including three-wheel motorbikes, motorscooters, mopeds, and parts.....	14	110401		207.700	207.700	207.701	207.571	207.846
Trucks, truck tractors, & bus chassis 14,000 lb or less, incl. minivans & suvs.....	14	1105		185.251	185.266	185.522	186.049	186.989
Trucks, truck tractors, & bus chassis 14,000 lb or less, incl. minivans & suvs.....	14	110571	12/82	178.239	178.254	178.500	179.007	179.911
Trucks, over 14,000 lbs GVW.....	14	1106		237.152	237.354	237.363	238.708	238.803
Trucks, over 14,000 lbs GVW.....	14	110684	12/05	143.162	143.284	143.289	144.101	144.158
Buses, including military and firefighting vehicles (chassis of own manufacture).....	14	1106843	06/11	127.832	127.832	127.832	131.472	131.478
Motor vehicles parts.....	14	12		133.572	134.464	134.750	135.646	135.887
Motor vehicles parts.....	14	1205	12/03	119.695	120.495	120.751	121.554	121.769
Gasoline engines and engine parts, excl. carburetors, pistons, and valves.....	14	120501	12/03	130.350	130.633	130.748	130.781	130.489
Motor vehicle steering and suspension parts.....	14	120502	12/03	111.118	111.145	111.145	113.070	113.078
Motor vehicle transmission and power train.....	14	120503	12/03	116.411	116.637	116.598	117.647	117.866
Motor vehicle drive train components, except wheels and brakes, new.....	14	1205031	12/11	107.731	107.942	107.888	108.860	109.065
Motor vehicle transmissions except auxiliary and parts, new.....	14	12050310	06/12	105.915	106.239	106.239	107.893	108.072
Parts for manual and automatic transmissions, new.....	14	12050313	12/11	107.858	108.281	108.569	108.504	108.985
Other motor vehicle drive train components, except wheels and brakes, new.....	14	12050315	12/11	101.987	101.986	101.363	101.705	102.076
Motor vehicle drive train components, rebuilt.....	14	1205033	12/11	117.714	117.714	119.724	120.674	120.676
Motor vehicle brake systems.....	14	120504	12/03	128.110	128.757	129.184	132.421	132.617
Motor vehicle brake parts and assemblies, new.....	14	1205041	12/11	116.708	117.348	117.770	120.721	120.900
Motor vehicle drum brake assemblies and parts, new.....	14	1205041A	12/11	135.862	137.315	139.932	140.793	140.793
Other motor vehicle brake parts and assemblies, new.....	14	1205041B	12/11	100.825	101.670	101.653	101.932	102.310
Motor vehicle disc brake assemblies and parts, new.....	14	1205041C	12/11	126.642	126.642	126.642	133.934	133.934
Filters for internal combustion engines and motor vehicles.....	14	120505	12/03	137.854	137.854	137.867	145.345	145.345
Exhaust systems.....	14	120506	12/03	135.279	135.346	135.631	135.627	135.972
Other motor vehicle parts.....	14	120508	12/03	108.818	109.339	109.416	109.403	110.016
Vehicle seating and interior trim.....	14	120511	06/04	111.148	111.573	111.376	111.605	111.680
Automobile trimmings.....	14	1205111	06/09	90.210	90.333	89.538	89.559	89.751
Seats for public conveyance and aircraft.....	14	1205113	06/09	114.888	115.575	115.581	116.007	116.023
Motor vehicle air conditioning systems and compressors.....	14	120512	12/11	101.842	101.865	102.631	102.776	103.351
Carburetors, pistons, piston rings, and valves.....	14	120513		191.102	191.210	193.207	193.872	199.049
Motor vehicle electrical and electronic equipment.....	14	120514		128.714	133.247	134.501	134.773	134.786
Vehicular lighting equipment.....	14	1205141		143.435	143.157	143.473	144.202	145.066
Other motor vehicle electrical and electronic equipment.....	14	1205142		129.885	135.544	137.030	137.219	137.058
Ignition wiring harness and cable sets.....	14	12051421	12/82	134.070	—	—	—	—
Battery charging alternators, generators, and regulators.....	14	12051422	06/00	105.956	106.515	106.816	106.825	106.928
Parts for electrical and electronic engine equipment.....	14	12051424	06/00	97.978	97.978	97.978	97.979	98.350
All other miscellaneous non-engine electrical and electronic equipment.....	14	12051425	12/03	104.747	114.550	116.964	116.268	115.933
All other miscellaneous complete engine electrical equipment, including spark plugs.....	14	12051426	06/00	101.289	101.270	101.840	104.459	104.337
Truck and bus bodies.....	14	13	12/82	283.496	283.777	284.777	294.075	298.136
Truck and bus bodies sold separately.....	14	1301	12/82	287.594	287.985	288.256	300.713	302.424
Other truck and vehicle bodies, sold separately.....	14	13015	12/08	132.353	132.647	132.850	135.030	135.663
Dump truck bodies, sold separately.....	14	130151	12/08	176.121	178.771	178.771	178.771	178.771
All other truck and vehicle bodies, sold separately.....	14	130152	12/08	126.235	126.235	126.235	129.195	129.195
Service truck bodies, sold separately.....	14	130153	09/15	119.073	119.079	120.193	120.424	123.895
Complete vehicles on purchased chassis.....	14	1302	12/82	278.526	278.690	280.447	286.435	292.930
Buses and firefighting vehicles, complete, produced on purchased chassis.....	14	13027	12/08	125.188	125.188	125.188	125.188	125.497
Buses and firefighting vehicles, complete, produced on purchased chassis.....	14	130275	12/08	125.188	125.188	125.188	125.188	125.497
Other trucks and vehicles, complete, produced on purchased chassis.....	14	13029	12/08	132.152	132.252	133.317	136.946	140.792
Other trucks and vehicles, complete, produced on purchased chassis, except upfitting trucks.....	14	130294	09/15	116.972	117.083	118.265	122.296	126.440
Upfitting trucks, complete, produced on purchased chassis.....	14	130299	09/15	125.600	125.600	125.600	125.600	126.134

See footnotes at end of table.

Table 9. Producer price indexes for commodity and service groupings and individual items, not seasonally adjusted — Continued

[February 2022, Index base 1982=100, unless otherwise indicated]

Title	Commodity code		Other index base	Unadjusted index ¹				
	Group code	Item code		Oct. 2021	Nov. 2021 ^P	Dec. 2021 ^P	Jan. 2022 ^P	Feb. 2022 ^P
Truck trailers.....	14	14		278.087	281.511	286.274	301.290	320.088
Truck trailers.....	14	1406	12/86	269.584	272.904	277.521	292.078	310.300
Truck trailers and chassis, axle rating 10,000 lb or more.....	14	140602	12/86	267.394	269.107	273.518	288.373	306.364
Truck trailers and chassis, axle rating less than 10,000 lb.....	14	140603	12/11	154.873	163.401	166.761	173.380	—
Motor homes, built on purchased chassis.....	14	15	06/84	206.125	206.320	209.335	210.150	210.150
Motor homes, built on purchased chassis.....	14	1501	06/84	206.125	206.320	209.335	210.150	210.150
Motor homes, built on purchased chassis.....	14	150101	06/84	206.125	206.320	209.335	210.150	210.150
Travel trailers and campers.....	14	16	06/84	266.747	274.802	276.633	283.093	283.093
Travel trailers.....	14	1601	06/84	253.350	261.068	262.861	270.704	270.704
Travel trailers.....	14	160101	06/84	253.350	261.068	262.861	270.704	270.704
Conventional travel trailers.....	14	1601016	12/11	148.546	153.563	153.668	158.495	158.495
Camping trailers, campers, pick-up covers, and parts.....	14	1602	06/84	309.894	318.957	320.846	320.846	320.846
Camping trailers, campers, pick-up covers, and parts.....	14	160201	06/84	309.894	318.957	320.846	320.846	320.846
Other parts and components, excluding appliances and furnishings....	14	1602013	12/11	178.189	185.302	185.302	185.302	185.302
Truck campers, caps, box covers, and fold-down camping trailers.....	14	1602014	06/14	137.086	138.713	140.908	140.908	—
Aircraft and aircraft equipment.....	14	2		285.116	285.338	286.173	287.519	288.336
Aircraft.....	14	21		315.374	315.790	316.620	318.055	319.463
Civilian aircraft.....	14	2102	12/85	299.553	300.150	301.336	303.390	305.405
Civilian aircraft.....	14	210206	12/03	162.196	162.519	163.162	164.274	165.365
Military aircraft.....	14	2104	06/13	101.746	101.746	101.746	101.746	—
Military aircraft.....	14	210401	06/13	101.746	101.746	101.746	101.746	—
Aircraft engine and engine parts.....	14	23	12/85	235.483	235.522	236.751	237.176	237.517
Aircraft engine and engine parts.....	14	2301	12/85	235.483	235.522	236.751	237.176	237.517
Aircraft engine and engine parts.....	14	230101	12/85	235.483	235.522	236.751	237.176	237.517
Aeronautical services on aircraft engines.....	14	2301015	12/11	125.094	125.094	127.724	127.724	128.518
Aircraft engine parts and accessories.....	14	2301017	12/11	112.913	112.948	113.035	113.414	113.414
Parts and accessories for military aircraft engines.....	14	23010175	12/11	121.982	122.083	122.083	122.097	122.097
Parts and accessories for civilian aircraft engines.....	14	23010177	12/11	110.993	111.014	111.120	111.577	111.577
Other aircraft parts and equipment.....	14	25	06/85	195.226	195.226	195.531	197.059	197.097
Other aircraft parts and equipment.....	14	2501	06/85	195.226	195.226	195.531	197.059	197.097
Aircraft propellers and helicopter rotors.....	14	250102	06/08	152.497	152.497	152.497	152.497	152.497
Aircraft parts and auxiliary equipment.....	14	250103	06/08	116.666	116.666	116.889	118.004	118.032
Aircraft landing gear for civilian and military aircraft.....	14	2501032	06/08	156.381	156.381	156.381	163.173	163.893
Other aircraft subassemblies and parts for military aircraft.....	14	2501033	06/08	123.709	123.709	123.709	124.201	124.201
Other aircraft subassemblies and parts for civilian aircraft.....	14	2501034	06/08	106.656	106.656	106.987	107.671	107.630
Ships and boats.....	14	3		283.529	284.035	286.900	290.741	291.874
Ships.....	14	31	12/85	237.839	238.044	240.800	244.222	244.111
Military self-propelled ships, new construction.....	14	3102	06/96	147.873	148.057	148.531	149.787	150.272
Military self-propelled ships, new construction.....	14	310201	06/96	147.873	148.057	148.531	149.787	150.272
Nonmilitary self-propelled ships, new construction.....	14	3103	06/96	248.227	248.227	248.757	251.644	251.644
Nonmilitary self-propelled ships, new construction.....	14	310301	12/85	378.872	378.872	379.679	384.086	384.086
Boats.....	14	32		309.938	311.123	313.239	316.864	321.153
Outboard motorboats, including commercial and military (except sailboats and lifeboats).....	14	3201		346.381	348.898	349.471	354.890	361.946
Outboard motorboats, wood or metal, incl. comm. and military (exc. sailboats and lifeboats).....	14	320107	06/11	149.610	150.308	150.728	152.914	157.441
Outboard motorboats, plastics/fiberglass, incl. comm. and mil. (exc. sailboats and lifeboats).....	14	320108	06/11	146.780	148.180	148.275	150.704	152.423
Inboard motorboats, including commercial and military (except sailboats and lifeboats).....	14	3202		316.651	316.737	316.737	321.737	325.544
Inboard cabin cruisers, including commercial and military (except sailboats and lifeboats).....	14	320206	12/03	163.252	163.252	163.252	163.252	167.266
Other inboard motorboats, including commercial and military (except sailboats and lifeboats).....	14	320207	06/11	137.062	137.132	137.132	141.179	141.329
Inboard-outdrive boats, including commercial and military (except sailboats and lifeboats).....	14	3203		263.479	263.479	271.853	272.037	272.037
All other inboard-outdrive boats, incl. comm. and military (except sailboats and lifeboats).....	14	320310	12/03	153.855	153.855	157.393	157.528	157.528
All other boats (excluding military and commercial).....	14	3204		255.499	255.499	255.499	255.499	257.717
All other boats (excluding military and commercial).....	14	320406	12/03	144.723	144.723	144.723	144.723	145.979
Railroad equipment.....	14	4		207.166	208.753	209.295	210.484	210.598
Railroad cars and car parts.....	14	42		221.204	222.899	223.478	224.747	224.869
Railway maintenance of way equipment & parts, railcar parts, & other railway vehicles.....	14	4203		192.274	195.088	196.458	199.461	199.750
Air brake and other brake equipment.....	14	420303	12/03	98.810	98.810	104.133	104.678	104.678
Railway maintenance of way & all other railroad and streetcar equipment, parts and accessories.....	14	420304	12/03	144.666	147.057	147.213	149.662	149.907
Railroad cars.....	14	4204	12/01	167.019	167.624	167.624	167.624	—

See footnotes at end of table.

Table 9. Producer price indexes for commodity and service groupings and individual items, not seasonally adjusted — Continued
 [February 2022, Index base 1982=100, unless otherwise indicated]

Title	Commodity code		Other index base	Unadjusted index ¹				
	Group code	Item code		Oct. 2021	Nov. 2021 ^P	Dec. 2021 ^P	Jan. 2022 ^P	Feb. 2022 ^P
Railroad cars.....	14	420402	12/01	167.019	167.624	167.624	167.624	—
Transportation equipment, n.e.c.....	14	9	06/85	186.758	188.479	191.305	193.664	198.820
Transportation equipment, n.e.c.....	14	91	06/85	186.758	188.479	191.305	193.664	198.820
Other transportation equipment, incl. golf carts, vehicle trailers, and all-terrain vehicles.....	14	9111	06/85	186.758	188.479	191.305	193.664	198.820
Automobile and light truck trailers.....	14	911104	12/92	238.181	243.396	254.577	262.935	263.707
All other miscellaneous transportation equipment, including all-terrain vehicles.....	14	911105	06/85	146.156	146.774	146.964	147.433	153.867
All-terrain vehicles and parts.....	14	9111051	06/08	103.926	104.044	104.037	104.229	110.124
All other miscellaneous transportation equipment and parts.....	14	9111052	06/08	109.806	111.080	111.582	112.292	113.800
Miscellaneous products.....	15	—		300.794	302.209	303.387	308.065	311.827
Toys, sporting goods, small arms, etc.....	15	1		181.583	182.888	184.299	189.301	193.239
Toys, games, and children's vehicles.....	15	11		170.456	171.715	171.710	176.222	176.222
Toys, games, and children's vehicles.....	15	1101		170.456	171.715	171.710	176.222	176.222
Nonelectronic games and puzzles (excl. toys), and electronic toys (incl. parts).....	15	110152	06/85	148.230	148.230	148.230	149.039	149.039
Nonelectronic games and puzzles, including parts.....	15	1101521	12/07	118.274	118.274	118.274	118.920	118.920
Other nonelectronic toys, including parts.....	15	110154	06/85	175.926	179.684	179.684	189.905	189.905
Models, science & craft kits/supply, & collectors' miniatures.....	15	110155	06/85	256.372	256.372	256.372	269.092	269.092
Sporting and athletic goods.....	15	12		163.944	165.915	168.041	174.162	180.684
Sporting and athletic goods.....	15	1201		163.944	165.915	168.041	174.162	180.684
Golf equipment, excluding apparel and shoes.....	15	120127	12/85	106.778	110.778	114.779	117.057	128.475
Bicycles, adult tricycles, unicycles and parts.....	15	120182	12/84	159.791	160.055	160.055	167.000	167.630
Playground equipment.....	15	120185	12/98	316.489	316.489	319.659	325.702	325.702
Gymnasium and exercise equipment.....	15	120192	12/98	136.849	136.849	136.849	144.946	144.946
Other sporting and athletic goods.....	15	120193	12/85	159.494	159.494	159.560	168.194	171.538
Small arms and ammunition.....	15	13		304.776	304.776	305.259	309.300	309.028
Small arms.....	15	1301		254.753	254.753	255.452	255.452	255.452
Single barrel shotguns, other small firearms n.e.c., and parts & attachments for small arms.....	15	130128	06/13	104.970	104.970	105.747	105.747	105.747
Small arms ammunition.....	15	1302		397.588	397.588	397.588	407.416	407.416
Small arms ammunition.....	15	130281	06/02	275.939	275.939	275.939	282.760	282.760
Other small arms ammunition products.....	15	1303	06/85	261.130	261.130	261.130	279.222	275.506
All other small arms ammunition products.....	15	130308	06/02	179.633	179.633	179.633	192.079	189.523
Tobacco products, incl. stemmed & redried.....	15	2		1,056.200	1,060.195	1,074.481	1,082.298	1,086.210
Cigarettes, excluding electronic.....	15	21		1,321.544	1,324.535	1,345.965	1,356.609	1,362.100
Cigarettes, excluding electronic.....	15	2101		1,321.544	1,324.535	1,345.965	1,356.609	1,362.100
Cigarettes, excluding electronic.....	15	210105	12/04	253.981	254.556	258.675	260.720	261.776
Stemmed and redried tobacco.....	15	24	06/84	104.967	105.011	105.011	105.729	105.729
Stemmed and redried tobacco.....	15	2402	06/84	103.586	103.628	103.628	104.338	104.338
Stemmed and redried tobacco.....	15	240208	06/99	113.584	113.631	113.631	114.409	114.409
Tobacco, unstemmed leaf, redried before packing.....	15	2402081	12/11	105.278	105.362	105.362	105.858	105.858
Tobacco, stemmed.....	15	2402084	12/11	99.668	99.668	99.668	100.580	100.580
Other tobacco products.....	15	25	12/05	190.545	193.026	193.026	193.735	194.048
Other tobacco products.....	15	2501	12/05	190.545	193.026	193.026	193.735	194.048
Other tobacco products.....	15	250101	12/05	190.545	193.026	193.026	193.735	194.048
Cigars.....	15	2501011	12/11	120.520	120.520	120.520	123.071	124.307
Chewing and smoking tobacco.....	15	2501014	12/11	165.917	168.585	168.585	168.678	168.678
Notions.....	15	3		236.956	237.681	238.308	240.199	240.199
Fasteners, zippers, buttons, needles, pins, and buckles.....	15	32		242.530	243.271	243.913	245.848	245.848
Fasteners, zippers, buttons, needles, pins, and buckles.....	15	3201		242.530	243.271	243.913	245.848	245.848
Fasteners, zippers, buttons, needles, pins, and buckles (except precious metal).....	15	320100		242.530	243.271	243.913	245.848	245.848
Photographic equipment and supplies.....	15	4		150.159	150.738	151.277	150.081	152.201
Photographic and photocopying equipment.....	15	41		94.777	94.777	94.777	94.777	94.777
Photographic and photocopying equipment.....	15	4107	12/83	116.069	116.069	116.069	116.069	116.069
Photographic and photocopying equipment.....	15	410701	12/83	116.069	116.069	116.069	116.069	116.069
Motion picture & other photographic equipment, n.e.c.....	15	4107019	12/11	132.484	132.484	132.484	132.484	132.484
Photographic supplies.....	15	42		174.105	175.000	175.833	173.986	177.260
Photographic supplies.....	15	4206	12/83	171.003	171.881	172.699	170.885	174.100
Photographic supplies.....	15	420601	12/83	171.003	171.881	172.699	170.885	174.100
Prepared photographic chemicals.....	15	4206011	12/07	99.305	99.305	99.305	99.305	102.715
Photographic sensitized film, plates, paper, & cloth.....	15	4206012	12/07	156.397	157.454	158.438	156.255	158.430
Photographic sensitized film, plates, paper, & cloth, silver-halide-type (excluding X-ray).....	15	42060121	12/07	158.538	156.401	158.340	154.459	158.000

See footnotes at end of table.

Table 9. Producer price indexes for commodity and service groupings and individual items, not seasonally adjusted — Continued
 [February 2022, Index base 1982=100, unless otherwise indicated]

Title	Commodity code		Other index base	Unadjusted index ¹				
	Group code	Item code		Oct. 2021	Nov. 2021 ^P	Dec. 2021 ^P	Jan. 2022 ^P	Feb. 2022 ^P
Photographic sensitized film etc., less silver halide type (inc. X-ray)...	15	42060122	12/07	144.131	148.973	148.745	148.745	149.137
Mobile homes.	15	5		440.662	441.285	458.080	471.347	483.636
Manufactured homes (mobile homes), all sizes (incl. multisection).....	15	53		452.002	452.641	469.868	483.476	496.082
Manufactured mobile homes and nonresidential mobile buildings.....	15	5303	12/86	423.409	424.008	440.145	452.893	464.701
Manufactured homes (mobile homes), all width sizes (incl. multisection).....	15	530301	12/86	423.409	424.008	440.145	452.893	464.701
Medical, surgical & personal aid devices.	15	6		187.813	188.061	187.469	190.760	191.992
Surgical and medical instruments.....	15	62	06/82	142.862	143.293	143.452	144.394	145.269
Surgical and medical instruments.....	15	6201	06/82	142.862	143.293	143.452	144.394	145.269
Surgical and medical instruments.....	15	620103	06/05	105.811	106.131	106.248	106.945	107.594
Surgical and medical catheters.....	15	6201031	12/11	90.994	91.625	91.625	91.625	92.412
Orthopedic and surgical instruments.....	15	6201033	06/12	108.246	108.678	108.735	108.956	109.372
Other surgical and medical apparatus and instruments, excluding parts.....	15	6201037	06/12	97.246	97.568	97.941	100.120	100.926
Parts for surgical and medical apparatus and instruments.....	15	6201038	06/12	109.427	109.427	109.427	109.798	113.018
Medical and surgical appliances and supplies.....	15	63	06/83	217.049	216.783	216.969	223.801	224.350
Medical and surgical appliances and supplies.....	15	6301	06/83	217.049	216.783	216.969	223.801	224.350
Medical and surgical appliances and supplies.....	15	630104	12/03	119.999	119.851	119.955	123.732	124.035
Other orthopedic and prosthetic appliances.....	15	6301042	12/11	98.409	98.409	98.409	98.409	98.409
All other surgical and medical items.....	15	6301044	12/11	114.317	114.138	114.263	118.851	119.219
Ophthalmic goods.	15	64	12/83	157.829	157.829	157.829	159.374	164.420
Ophthalmic goods.....	15	6401	12/83	157.829	157.829	157.829	159.374	164.420
Ophthalmic fronts, temples, and focal and contact lenses.....	15	640107	12/11	112.054	112.054	112.054	113.151	116.734
Other ophthalmic goods and prescription ground eyeglass lenses.....	15	640108	12/11	117.881	117.881	117.881	-	-
Dental equipment and supplies.....	15	65	06/85	386.432	387.799	367.366	379.956	379.956
Dental equipment and supplies.....	15	6501	06/85	386.432	387.799	367.366	379.956	379.956
Dental equipment and supplies.....	15	650107	12/05	197.600	198.299	187.851	194.288	194.288
Professional dental equipment and supplies.....	15	6501071	12/07	143.366	143.366	143.366	142.866	142.866
Professional dental equipment.....	15	65010711	12/07	143.284	143.284	143.284	147.252	147.252
Professional dental supplies.....	15	65010712	12/07	141.383	141.383	141.383	137.523	137.523
Other industrial safety equipment.....	15	7		283.084	291.135	291.195	293.538	293.703
Personal safety equipment and clothing.....	15	71		283.083	291.135	291.195	293.537	293.703
Personal safety equipment and clothing.....	15	7108	06/04	132.594	136.365	136.393	137.491	137.568
Personal safety equipment and clothing.....	15	710802	06/04	132.594	136.365	136.393	137.491	137.568
Other miscellaneous products.....	15	9		216.471	218.398	217.747	222.453	229.067
Burial caskets.....	15	91		444.416	444.416	460.507	460.507	460.507
Burial caskets.....	15	9101		444.416	444.416	460.507	460.507	460.507
Burial caskets.....	15	910109	12/04	203.663	203.663	211.037	211.037	211.037
Metal burial caskets & coffins, completely lined & trimmed, adult sizes.....	15	9101091	12/11	138.928	138.928	143.474	143.474	143.474
Other burial caskets & coffins, including burial boxes and vaults (except concrete and stone).....	15	9101095	12/11	134.462	134.462	150.136	150.136	150.136
Musical instruments.....	15	93		266.207	267.576	267.576	269.812	272.260
Musical instruments.....	15	9301		266.207	267.576	267.576	269.812	272.260
Nonelectronic pianos, organs, and nonelectronic piano and organ parts, excluding benches.....	15	930113	12/09	155.503	155.503	155.503	158.452	158.452
Other musical instruments and parts.....	15	930117	06/85	247.649	249.127	249.127	250.786	253.431
Other nonelectronic musical instruments.....	15	9301172	12/09	124.629	126.567	126.567	127.612	130.897
Other musical instrument parts & accessories, sold separately, excl. benches & instrument cases.....	15	9301173	12/09	128.973	129.156	-	130.255	130.727
Jewelry and jewelry products.....	15	94		235.939	238.433	237.093	238.244	241.824
Jewelry (gold and platinum) and silverware.....	15	9402		254.502	257.941	255.878	257.797	261.743
Jewelry, gold and platinum.....	15	940222	12/11	107.609	109.064	108.191	109.003	110.671
Costume jewelry and novelties.....	15	9404		210.589	212.314	212.314	212.314	221.674
Costume jewelry and novelties.....	15	940415	12/03	144.825	146.011	146.011	146.011	152.448
All other jewelry and personal goods (excluding costume).....	15	9407	06/07	143.256	144.898	143.948	144.461	144.814
All other jewelry and personal goods (excluding costume).....	15	940714	06/07	143.256	144.898	143.948	144.461	144.814
Jewelers' material and lapidary work.....	15	9408	12/08	159.226	159.294	159.226	159.294	159.499
Pens, pencils, and marking devices.....	15	95		200.840	200.840	211.246	211.488	211.694
Pens, markers, mechanical pencils, and associated parts.....	15	9502	12/85	196.712	196.712	196.712	196.712	196.712
Pens, markers, mechanical pencils, and associated parts.....	15	950210	12/85	196.712	196.712	196.712	196.712	196.712
Lead pencils, art goods, office supplies and small office equipment, excluding paper.....	15	9503	12/85	181.853	181.853	202.139	202.139	202.139
Lead pencils, art goods, office supplies and small office equipment, excluding paper.....	15	950307	12/85	181.853	181.853	202.139	202.139	202.139
Marking devices.....	15	9504	12/85	184.907	184.907	184.907	185.846	186.642

See footnotes at end of table.

Table 9. Producer price indexes for commodity and service groupings and individual items, not seasonally adjusted — Continued
 [February 2022, Index base 1982=100, unless otherwise indicated]

Title	Commodity code		Other index base	Unadjusted index ¹				
	Group code	Item code		Oct. 2021	Nov. 2021 ^P	Dec. 2021 ^P	Jan. 2022 ^P	Feb. 2022 ^P
Marking devices.....	15	950406	12/05	129.646	129.646	129.646	130.304	130.863
Watches, clocks, watchcases, and parts.....	15	96		156.765	156.765	156.765	—	—
Watches, clocks, watchcases, and parts.....	15	9603	06/01	128.690	128.690	128.690	—	—
Watches, clocks, watchcases, and parts.....	15	960313	06/04	120.666	120.666	120.666	—	—
Brooms and brushes.....	15	97		210.141	210.329	210.329	210.806	213.301
Brooms, brushes and mops.....	15	9705	12/85	201.174	201.354	201.354	201.811	204.200
Brooms, mops, and dusters.....	15	970501	12/85	233.156	233.156	233.156	233.156	235.882
Brooms.....	15	9705011	12/11	128.997	128.997	128.997	128.997	129.418
Mops and dusters, including refills.....	15	9705012	12/11	120.613	120.613	120.613	120.613	123.161
Paint and varnish brushes and rollers.....	15	970502	12/85	168.141	168.141	168.141	168.141	175.922
Paint and varnish brushes.....	15	9705021	12/11	109.988	109.988	109.988	109.988	113.702
Paint holders, pads, roller frames, and rollers.....	15	9705022	12/11	102.633	102.633	102.633	102.633	108.178
Other brushes, excl. paint and varnish brushes.....	15	970503	12/85	209.411	209.731	209.731	210.546	211.491
Personal brushes.....	15	9705031	12/11	103.836	103.836	103.836	104.102	104.102
Brushes, other than personal.....	15	9705032	12/11	122.225	122.655	122.655	123.342	124.612
Miscellaneous products, n.e.c.....	15	9A	12/85	213.704	216.299	214.205	220.483	229.799
Candles.....	15	9A01	12/85	188.920	188.920	188.920	202.667	202.667
Candles.....	15	9A0101	12/85	188.920	188.920	188.920	202.667	202.667
Signs and advertising displays.....	15	9A04	12/85	190.817	192.978	194.484	201.102	201.219
Non-electric signs and displays.....	15	9A0402	12/85	223.575	226.141	229.198	236.469	236.705
Electric signs and displays.....	15	9A0404	12/85	169.592	171.476	171.476	177.860	177.860
All other miscellaneous fabricated products and recyclable materials.....	15	9A09	12/85	258.054	262.053	254.448	258.320	282.975
Other miscellaneous fabricated products.....	15	9A0901	12/85	246.542	246.542	246.542	246.542	260.133
Reproduction of audio and video media and software.....	15	9D	12/03	106.406	106.358	106.358	111.355	114.548
Reproduction of audio and video media and software.....	15	9D01	12/03	106.406	106.358	106.358	111.355	114.548
Services²								
Transportation services.....	30	—	06/09	142.908	145.967	147.720	148.465	150.207
Transportation of freight and mail.....	30	1	06/09	151.658	153.979	154.828	157.866	159.905
Rail transportation of freight and mail.....	30	11	12/08	137.573	138.525	139.130	141.070	141.442
Rail transportation of freight and mail.....	30	1101	12/08	137.573	138.525	139.130	141.070	141.442
Rail transportation of freight and mail.....	30	110101	12/08	137.573	138.525	139.130	141.070	141.442
Truck transportation of freight.....	30	12	06/09	146.798	150.343	151.551	153.969	157.038
Local motor carrying.....	30	1201	06/09	124.703	126.011	126.515	129.163	130.077
Local motor carrying.....	30	120101	06/09	124.703	126.011	126.515	129.163	130.077
Long-distance motor carrying.....	30	1202	06/09	155.176	159.595	161.077	163.399	167.309
Long-distance motor carrying.....	30	120201	06/09	155.176	159.595	161.077	163.399	167.309
Water transportation of freight.....	30	13	06/09	132.199	131.899	134.327	136.106	138.559
Deep sea water transportation of freight.....	30	1301	12/08	137.485	136.167	140.888	142.274	143.957
Deep sea water transportation of freight.....	30	130101	12/08	137.485	136.167	140.888	142.274	143.957
Coastal and intercoastal water transportation of freight.....	30	1302	12/08	99.704	100.835	99.965	102.925	104.244
Coastal and intercoastal water transportation of freight.....	30	130201	12/08	99.704	100.835	99.965	102.925	104.244
Great Lakes-St Lawrence Seaway water transportation of freight.....	30	1303	12/08	134.622	136.267	134.080	136.312	138.729
Great lakes-St Lawrence Seaway water transportation of freight.....	30	130301	12/08	134.622	136.267	134.080	136.312	138.729
Inland waterways transportation of freight.....	30	1304	12/08	87.229	87.438	87.986	88.603	92.176
Inland waterways transportation of freight.....	30	130401	12/08	87.229	87.438	87.986	88.603	92.176
Air transportation of freight.....	30	14	12/08	121.327	124.360	128.677	128.757	129.341
Air transportation of freight.....	30	1401	12/08	121.327	124.360	128.677	128.757	129.341
Air transportation of freight, domestic.....	30	140102	01/16	105.161	106.525	110.570	110.393	109.236
Air transportation of freight, international.....	30	140103	01/16	102.815	105.945	109.468	109.646	110.876
Pipeline transportation (partial).....	30	15	06/09	174.864	174.864	174.864	174.589	174.589
Pipeline transportation of petroleum products.....	30	1501	12/08	169.848	169.848	169.848	169.580	169.580
Pipeline transportation of crude petroleum.....	30	150101	12/08	185.758	185.758	185.758	184.483	184.483
Pipeline transportation of refined petroleum products.....	30	150102	12/08	152.941	152.941	152.941	153.569	153.569
Courier, messenger, and U.S. postal services.....	30	16	06/09	163.008	163.841	163.572	168.966	169.776
U.S. Postal Service.....	30	1601	06/89	257.935	257.935	257.935	255.622	255.622
Mailing services (market dominant services).....	30	160107	12/12	125.706	125.706	125.706	125.652	125.652
First class mail.....	30	1601071	06/89	226.115	226.115	226.115	225.945	225.945
Periodicals mail.....	30	1601072	06/89	294.311	294.311	294.311	294.311	294.311
Standard class mail.....	30	1601073	06/89	283.443	283.443	283.443	283.443	283.443
Package services mail.....	30	1601074	06/89	280.734	280.734	280.734	280.734	280.734
Special services and fees.....	30	1601075	06/89	298.695	298.695	298.695	298.695	298.695
Shipping services (competitive services).....	30	160108	12/12	167.107	167.107	167.107	160.456	160.456
Courier and messenger services, except air.....	30	1602	04/09	178.938	180.196	180.250	191.479	192.167
Courier and messenger services, except air.....	30	160201	04/09	178.938	180.196	180.250	191.479	192.167

See footnotes at end of table.

Table 9. Producer price indexes for commodity and service groupings and individual items, not seasonally adjusted — Continued
 [February 2022, Index base 1982=100, unless otherwise indicated]

Title	Commodity code		Other index base	Unadjusted index ¹				
	Group code	Item code		Oct. 2021	Nov. 2021 ^P	Dec. 2021 ^P	Jan. 2022 ^P	Feb. 2022 ^P
Air mail and package delivery services, excluding by USPS.....	30	1603	04/09	200.364	203.184	201.053	215.916	220.070
Air mail and package delivery services, excluding by USPS.....	30	160301	04/09	200.364	203.184	201.053	215.916	220.070
Transportation of passengers (partial).....	30	2	06/09	112.675	118.199	122.985	116.012	116.745
Rail transportation of passengers.....	30	21	12/08	130.744	130.744	130.744	130.744	130.744
Rail transportation of passengers.....	30	2101	12/08	130.744	130.744	130.744	130.744	130.744
Rail transportation of passengers.....	30	210101	12/08	130.744	130.744	130.744	130.744	130.744
Airline passenger services.....	30	22	12/08	103.529	108.697	113.175	106.651	107.337
Airline passenger services.....	30	2201	12/08	103.529	108.697	113.175	106.651	107.337
Airline passenger services, domestic.....	30	220101	12/08	106.824	112.834	115.410	108.635	109.179
Airline passenger services, international.....	30	220102	12/08	91.963	94.332	105.010	99.355	100.503
Services related to transportation activities.....	31	—	06/09	145.196	144.720	148.680	144.863	146.117
Services related to water transportation.....	31	1	06/09	130.219	130.184	130.638	131.331	131.936
Towing, tugging, docking, and related services.....	31	11	03/09	125.537	126.041	126.920	127.138	128.828
Towing, tugging, docking and related services.....	31	1101	03/09	125.537	126.041	126.920	127.138	128.828
Towing, tugging, docking and related services.....	31	110101	03/09	125.537	126.041	126.920	127.138	128.828
Operation of port waterfront terminals.....	31	12	12/08	153.657	152.364	153.264	157.118	157.284
Operation of port waterfront terminals.....	31	1201	12/08	153.657	152.364	153.264	157.118	157.284
Operation of port waterfront terminals.....	31	120101	12/08	153.657	152.364	153.264	157.118	157.284
Marine cargo handling.....	31	13	12/08	128.648	128.646	128.665	128.665	128.665
Marine cargo handling.....	31	1301	12/08	128.648	128.646	128.665	128.665	128.665
Marine cargo handling.....	31	130101	12/08	128.648	128.646	128.665	128.665	128.665
Services related to air transportation.....	31	2	04/09	130.009	129.018	128.980	127.544	127.640
Other airport operations, excluding aircraft maintenance and repair.....	31	21	04/09	130.009	129.018	128.980	127.544	127.640
Other airport operations, excluding aircraft maintenance and repair.....	31	2101	04/09	130.009	129.018	128.980	127.544	127.640
Other airport operations, excluding aircraft maintenance and repair.....	31	210101	04/09	130.009	129.018	128.980	127.544	127.640
Other services related to transportation activities (partial).....	31	3	06/09	156.636	156.228	163.050	156.711	158.670
Arrangement of freight and cargo.....	31	31	12/08	187.059	185.049	196.617	185.076	190.439
Arrangement of freight and cargo.....	31	3101	12/08	187.059	185.049	196.617	185.076	190.439
Arrangement of freight and cargo.....	31	310101	12/08	187.059	185.049	196.617	185.076	190.439
Freight forwarding.....	31	32	12/08	108.934	110.216	111.441	111.117	109.370
Freight forwarding.....	31	3201	12/08	108.934	110.216	111.441	111.117	109.370
Freight forwarding.....	31	320101	12/08	108.934	110.216	111.441	111.117	109.370
Warehousing, storage, and related services.....	32	—	12/08	117.767	116.388	120.400	127.642	123.349
Warehousing, storage, and related services.....	32	1	12/08	117.767	116.388	120.400	127.642	123.349
Warehousing, storage, and related services.....	32	11	12/08	117.767	116.388	120.400	127.642	123.349
Warehousing, storage, and related services.....	32	1101	12/08	117.767	116.388	120.400	127.642	123.349
Warehousing, storage, and related services.....	32	110101	12/08	117.767	116.388	120.400	127.642	123.349
Publishing sales, excluding software.....	33	—	06/09	131.877	132.475	132.800	134.034	134.567
Book, periodical, and newspaper publishing sales and subscriptions.....	33	1	06/09	139.455	140.119	141.286	142.537	143.672
Sales of books.....	33	11		419.398	421.433	426.459	430.464	439.920
Sales of textbooks.....	33	1101		712.023	715.848	708.877	707.972	754.162
Sales of textbooks.....	33	110101	06/88	454.733	457.176	452.724	452.146	481.645
Sales of technical, scientific, and professional books.....	33	1102		648.282	648.242	668.156	686.883	698.188
Sales of technical, scientific, and professional books.....	33	110201	06/88	506.324	506.293	521.846	536.472	545.301
Sales of religious books.....	33	1103		205.992	201.712	199.060	200.914	208.138
Sales of religious books.....	33	110301	06/88	156.339	153.091	151.078	152.486	157.968
Sales of general adult and juvenile books.....	33	1104		202.901	203.686	204.939	204.432	201.462
Sales of general adult and juvenile books.....	33	110402		202.901	203.686	204.939	204.432	201.462
Sales of general reference books.....	33	1105		174.938	182.397	182.397	167.796	169.258
Sales of general reference books.....	33	110501	06/88	148.925	155.274	155.274	142.844	144.089
Sales of digital books.....	33	1106	09/15	103.112	104.970	107.390	108.480	108.531
Sales of digital books.....	33	110601	09/15	103.112	104.970	107.390	108.480	108.531
Sales and subscriptions of periodicals and newspapers.....	33	12	06/09	144.342	145.014	145.603	146.799	145.511
Sales and subscriptions of periodicals.....	33	1201	06/07	119.705	119.705	119.704	119.704	119.779
Sales and subscriptions of periodicals.....	33	120101	06/07	119.705	119.705	119.704	119.704	119.779
Newspaper subscription and single copy sales.....	33	1202		527.923	532.607	536.724	545.063	535.784
Newspaper subscriptions, print and online bundled.....	33	120203	09/15	172.007	173.146	173.814	186.075	186.767
Newspaper subscriptions, print only.....	33	120204	09/15	158.956	160.405	161.711	163.278	160.116
Directory, mailing list, and related compilations publishing sales.....	33	2	12/08	124.500	125.867	118.086	135.485	132.110
Directory, mailing list, and related compilations publishing sales.....	33	21	12/08	124.500	125.867	118.086	135.485	132.110
Directory, mailing list, and related compilations publishing sales.....	33	2101	12/08	124.500	125.867	118.086	135.485	132.110

See footnotes at end of table.

Table 9. Producer price indexes for commodity and service groupings and individual items, not seasonally adjusted — Continued

[February 2022, Index base 1982=100, unless otherwise indicated]

Title	Commodity code		Other index base	Unadjusted index ¹				
	Group code	Item code		Oct. 2021	Nov. 2021 ^P	Dec. 2021 ^P	Jan. 2022 ^P	Feb. 2022 ^P
Directory, mailing list, and related compilations publishing sales.	33	210101	12/08	124.500	125.867	118.086	135.485	132.110
Greeting card publishing sales.	33	3	12/85	217.387	221.678	221.680	221.447	221.961
Greeting card publishing sales.	33	31	12/85	217.387	221.678	221.680	221.447	221.961
Greeting card publishing sales.	33	3101	12/85	217.387	221.678	221.680	221.447	221.961
Greeting card publishing sales.	33	310101	12/85	217.387	221.678	221.680	221.447	221.961
Calendars, yearbooks, and other miscellaneous publishing sales.	33	4	12/89	209.851	210.266	209.490	211.141	211.141
Calendars, yearbooks, and other miscellaneous publishing sales.	33	41	12/89	209.851	210.266	209.490	211.141	211.141
Calendars, yearbooks, and other miscellaneous publishing sales.	33	4101	12/89	209.851	210.266	209.490	211.141	211.141
Calendars, yearbooks, and other miscellaneous publishing sales.	33	410101	12/89	209.851	210.266	209.490	211.141	211.141
Internet publishing and broadcasting subscription, content access, and licensing sales.	33	5	12/09	126.728	126.860	126.954	126.839	127.023
Internet publishing and broadcasting subscription, content access, and licensing sales.	33	51	12/09	126.728	126.860	126.954	126.839	127.023
Internet publishing and broadcasting subscription, content access, and licensing sales.	33	5101	12/09	126.728	126.860	126.954	126.839	127.023
Internet publishing and broadcasting subscription, content access, and licensing sales.	33	510101	12/09	126.728	126.860	126.954	126.839	127.023
Software publishing.	34	—	06/09	94.703	94.406	94.610	95.524	92.845
Application software publishing.	34	2	06/09	105.434	105.148	105.047	106.157	101.180
Application software publishing.	34	21	06/09	105.434	105.148	105.047	106.157	101.180
Desktop and portable device application software publishing.	34	2101	12/08	102.268	100.042	100.111	98.801	98.954
Desktop and portable device application software publishing.	34	210101	12/08	102.268	100.042	100.111	98.801	98.954
Application software publishing, cross-industry, vertical market, utilities, and other.	34	2103	12/08	121.115	121.588	121.599	121.487	110.255
Application software publishing, cross-industry, vertical market, utilities, and other.	34	210301	12/08	121.115	121.588	121.599	121.487	110.255
Application software publishing, game software.	34	2104	12/13	67.729	71.699	70.490	85.774	—
Application software publishing, game software.	34	210401	12/13	67.729	71.699	70.490	85.774	—
Network compensation from broadcast and cable television and radio.	35	—	06/09	151.660	151.660	151.660	155.851	155.851
Affiliate agreements, programming sales, and retransmission fees for cable and broadcast tv.	35	1	06/09	151.593	151.593	151.593	155.854	155.854
Affiliate agreements, programming sales, and retransmission fees for cable and broadcast tv.	35	11	06/09	151.593	151.593	151.593	155.854	155.854
Affiliate agreements, programming sales, and retransmission fees for cable and broadcast tv.	35	1101	12/08	154.405	154.405	154.405	158.745	158.745
Affiliate agreements, programming sales, and retransmission fees for cable and broadcast tv.	35	110101	12/08	154.405	154.405	154.405	158.745	158.745
Affiliate agreements, programming sales, and retransmission fees for radio.	35	2	06/09	163.531	163.531	163.531	163.531	163.531
Affiliate agreements, programming sales, and retransmission fees for radio.	35	21	06/09	163.531	163.531	163.531	163.531	163.531
Affiliate agreements, programming sales, and retransmission fees for radio.	35	2101	12/08	163.255	163.255	163.255	163.255	163.255
Affiliate agreements, programming sales, and retransmission fees for radio.	35	210101	12/08	163.255	163.255	163.255	163.255	163.255
Advertising space and time sales.	36	—	06/09	95.031	98.234	98.805	96.885	95.418
Advertising space sales in periodicals, newspapers, directories, and mailing lists.	36	1	06/09	99.664	99.795	99.891	101.209	98.915
Advertising space sales in periodicals and newspapers.	36	11	06/09	100.192	100.351	100.466	102.059	99.286
Advertising space sales in periodicals.	36	1101		433.719	435.212	435.212	441.956	441.956
Advertising space sales in specialized, business, and professional periodicals.	36	110101	06/99	151.534	151.534	151.534	156.980	156.980
Advertising space sales in general and consumer periodicals.	36	110102	06/99	176.357	177.053	177.053	179.266	179.266
Advertising space sales in newspapers.	36	1102		366.899	366.900	367.681	373.625	354.825
Advertising space sales in newspapers, print only.	36	110203	09/15	89.430	89.479	88.812	90.587	85.182
Advertising space sales in newspapers, digital only and print and digital bundled.	36	110204	09/15	96.072	95.798	100.822	100.548	100.251
Advertising space sales in directories and mailing lists.	36	12	12/08	100.851	100.851	100.851	100.852	100.852
Advertising space sales in directories and mailing lists.	36	1201	12/08	100.851	100.851	100.851	100.852	100.852
Advertising space sales in directories and mailing lists.	36	120101	12/08	100.851	100.851	100.851	100.852	100.852
Television advertising time sales.	36	2	06/09	99.182	105.026	106.508	102.672	99.402
Television advertising time sales.	36	21	06/09	99.182	105.026	106.508	102.672	99.402
Broadcast and network television advertising time sales.	36	2101	12/08	89.193	92.585	93.615	90.144	85.390
Broadcast and network television advertising time sales.	36	210101	12/08	89.193	92.585	93.615	90.144	85.390
Cable network advertising time sales.	36	2102	12/08	97.006	106.887	109.093	104.804	104.321
Cable network advertising time sales.	36	210201	12/08	97.006	106.887	109.093	104.804	104.321
Local cable system advertising time sales.	36	2103	12/08	81.550	81.550	81.550	81.550	81.550

See footnotes at end of table.

Table 9. Producer price indexes for commodity and service groupings and individual items, not seasonally adjusted — Continued
 [February 2022, Index base 1982=100, unless otherwise indicated]

Title	Commodity code		Other index base	Unadjusted index ¹				
	Group code	Item code		Oct. 2021	Nov. 2021 ^P	Dec. 2021 ^P	Jan. 2022 ^P	Feb. 2022 ^P
Local cable system advertising time sales.....	36	210301	12/08	81.550	81.550	81.550	81.550	81.550
Radio advertising time sales.....	36	3	03/09	99.997	109.151	106.074	90.905	100.284
Radio advertising time sales.....	36	31	03/09	99.997	109.151	106.074	90.905	100.284
Radio advertising time sales.....	36	3101	03/09	99.997	109.151	106.074	90.905	100.284
Radio advertising time sales.....	36	310101	03/09	99.997	109.151	106.074	90.905	100.284
Internet advertising sales, excluding Internet advertising sold by print publishers.....	36	5	12/09	66.220	66.811	67.454	68.630	67.588
Internet advertising sales, excluding Internet advertising sold by print publishers.....	36	51	12/09	66.220	66.811	67.454	68.630	67.588
Internet advertising sales, excluding Internet advertising sold by print publishers.....	36	5101	12/09	66.220	66.811	67.454	68.630	67.588
Telecommunication, cable, and internet user services.....	37	—	06/09	105.517	105.066	105.312	105.853	106.184
Wired telephone services.....	37	1	06/09	117.060	117.233	117.213	117.496	117.496
Residential wired telephone services.....	37	11	06/09	145.825	146.493	146.215	146.768	146.768
Local residential wired telephone service.....	37	1101	12/08	149.341	149.341	149.341	149.341	149.341
Local residential wired telephone service.....	37	110101	12/08	149.341	149.341	149.341	149.341	149.341
Long distance residential wired telephone service.....	37	1102	03/09	140.295	142.124	141.363	142.890	142.890
Long distance residential wired telephone service.....	37	110201	03/09	140.295	142.124	141.363	142.890	142.890
All-distance residential wired telephone service.....	37	1103	12/11	139.806	139.804	139.804	139.742	139.742
All-distance residential wired telephone service.....	37	110301	12/11	139.806	139.804	139.804	139.742	139.742
Business wired telephone services.....	37	12	06/09	99.819	99.908	99.984	100.162	100.162
Local business wired telephone service.....	37	1201	12/08	125.764	125.754	125.754	126.112	126.112
Local business wired telephone service.....	37	120101	12/08	125.764	125.754	125.754	126.112	126.112
Long distance business wired telephone service.....	37	1202	04/09	96.240	97.301	98.179	98.973	98.973
Private line wired telephone service.....	37	1204	12/11	92.578	92.578	92.578	92.578	92.578
Private line wired telephone service.....	37	120401	12/11	92.578	92.578	92.578	92.578	92.578
Other wired telephone services.....	37	13	12/08	103.163	102.842	102.842	103.032	103.032
Other wired telephone services.....	37	1301	12/08	103.163	102.842	102.842	103.032	103.032
Wireless telecommunication services.....	37	2	06/09	64.973	64.891	64.901	64.893	64.883
Cellular phone and other wireless telecommunication services.....	37	21	03/09	63.475	63.395	63.405	63.397	63.387
Cellular phone and other wireless telecommunication services.....	37	2101	03/09	63.475	63.395	63.405	63.397	63.387
Cellular phone and other wireless telecommunication services.....	37	210101	03/09	63.475	63.395	63.405	63.397	63.387
Cable and satellite subscriber services.....	37	3	12/08	142.601	142.601	142.601	145.919	148.495
Cable and satellite subscriber services.....	37	31	12/08	142.601	142.601	142.601	145.919	148.495
Cable and satellite subscriber services.....	37	3101	12/08	142.601	142.601	142.601	145.919	148.495
Cable and satellite subscriber services.....	37	310101	12/08	142.601	142.601	142.601	145.919	148.495
Internet access services.....	37	4	03/09	91.592	91.592	91.696	91.713	91.713
Internet access services.....	37	41	03/09	91.592	91.592	91.696	91.713	91.713
Residential Internet access services.....	37	4102	12/11	89.245	89.245	89.455	89.489	89.489
Residential Internet access services.....	37	410201	12/11	89.245	89.245	89.455	89.489	89.489
Business Internet access services.....	37	4103	12/11	98.314	98.314	98.314	98.314	98.314
Business Internet access services.....	37	410301	12/11	98.314	98.314	98.314	98.314	98.314
Bundled wired telecommunications access services.....	37	5	12/11	119.354	117.606	118.540	118.782	118.782
Bundled wired telecommunications access services.....	37	51	12/11	119.354	117.606	118.540	118.782	118.782
Bundled wired telecommunications access services.....	37	5101	12/11	119.354	117.606	118.540	118.782	118.782
Bundled wired telecommunications access services.....	37	510101	12/11	119.354	117.606	118.540	118.782	118.782
Data processing and related services.....	38	—	06/09	105.588	105.580	105.544	104.223	104.872
Data processing and related services.....	38	1	06/09	105.588	105.580	105.544	104.223	104.872
Data processing and related services.....	38	11	06/09	105.588	105.580	105.544	104.223	104.872
Hosting, ASP and other IT infrastructure provisioning services.....	38	1101	12/08	111.057	111.041	110.935	108.464	109.679
Hosting, ASP and other IT infrastructure provisioning services.....	38	110101	12/08	111.057	111.041	110.935	108.464	109.679
Business process management services.....	38	1102	12/08	96.373	96.373	96.462	96.451	96.451
Business process management services.....	38	110201	12/08	96.373	96.373	96.462	96.451	96.451
Data management, information transformation and other services.....	38	1103	12/08	99.278	99.278	99.278	99.278	99.278
Data management, information transformation and other services.....	38	110301	12/08	99.278	99.278	99.278	99.278	99.278
Credit intermediation services (partial).....	39	—	06/09	86.932	88.494	87.228	88.929	87.122
Loan services (partial).....	39	1	06/09	132.379	136.429	135.769	139.032	134.731
Business loans (partial).....	39	11	04/09	194.497	202.933	200.250	208.772	200.363
Business loans (partial).....	39	1101	04/09	194.497	202.933	200.250	208.772	200.363
Business loans (partial).....	39	110101	04/09	194.497	202.933	200.250	208.772	200.363
Consumer loans (partial).....	39	12	06/09	113.770	116.480	116.722	117.194	114.248

See footnotes at end of table.

Table 9. Producer price indexes for commodity and service groupings and individual items, not seasonally adjusted — Continued
 [February 2022, Index base 1982=100, unless otherwise indicated]

Title	Commodity code		Other index base	Unadjusted index ¹				
	Group code	Item code		Oct. 2021	Nov. 2021 ^P	Dec. 2021 ^P	Jan. 2022 ^P	Feb. 2022 ^P
Residential real estate loans (partial).....	39	1201	04/09	139.998	143.290	144.986	144.497	139.738
Residential real estate loans, except home equity (partial).....	39	120101	04/09	121.148	124.529	126.546	125.750	119.842
Home equity loans (partial).....	39	120102	04/09	318.953	321.270	319.782	322.299	328.914
Vehicle loans (partial).....	39	1202	04/09	60.485	63.688	60.519	62.970	63.341
Vehicle loans (partial).....	39	120201	04/09	60.485	63.688	60.519	62.970	63.341
Credit cards, overdraft credit, and related plans (partial).....	39	1203	04/09	152.067	154.765	150.614	154.873	155.037
Credit cards, overdraft credit, and related plans (partial).....	39	120301	04/09	152.067	154.765	150.614	154.873	155.037
Other loans and loan services (partial).....	39	13	04/09	94.288	94.332	94.534	98.043	96.894
Other loans and loan services (partial).....	39	1301	04/09	94.288	94.332	94.534	98.043	96.894
Other loans and loan services (partial).....	39	130101	04/09	94.288	94.332	94.534	98.043	96.894
Deposit services (partial).....	39	2	04/09	60.916	60.948	58.765	59.555	59.269
Deposit services (partial).....	39	21	04/09	60.916	60.948	58.765	59.555	59.269
Deposit services (partial).....	39	2101	04/09	60.916	60.948	58.765	59.555	59.269
Deposit services (partial).....	39	210101	04/09	60.916	60.948	58.765	59.555	59.269
Other credit intermediation services, including trust services (partial).....	39	3	04/09	103.094	101.343	101.243	101.587	102.831
Other credit intermediation services, including trust services (partial).....	39	31	04/09	103.094	101.343	101.243	101.587	102.831
Other credit intermediation services, including trust services (partial).....	39	3101	04/09	103.094	101.343	101.243	101.587	102.831
Other credit intermediation services, including trust services (partial).....	39	310101	04/09	103.094	101.343	101.243	101.587	102.831
Investment services.....	40	—	06/09	207.949	216.005	215.338	217.284	213.146
Securities brokerage, dealing, investment advice, and related services.....	40	1	06/09	151.155	163.591	161.567	160.797	163.287
Securities brokerage, dealing, investment advice, and related services.....	40	11	06/09	151.155	163.591	161.567	160.797	163.287
Securities brokerage, dealing, and investment advice.....	40	1101	12/08	109.473	120.271	118.830	119.321	122.080
Securities brokerage, dealing, and investment advice.....	40	110101	12/08	109.473	120.271	118.830	119.321	122.080
Securities brokerage and dealing related services (partial).....	40	1102	12/08	207.121	209.279	206.287	196.518	191.992
Securities brokerage and dealing related services.....	40	110201	12/08	207.121	209.279	206.287	196.518	191.992
Portfolio management.....	40	2	12/08	276.785	283.944	283.048	288.240	276.088
Portfolio management.....	40	21	12/08	276.785	283.944	283.048	288.240	276.088
Portfolio management.....	40	2101	12/08	276.785	283.944	283.048	288.240	276.088
Portfolio management.....	40	210101	12/08	276.785	283.944	283.048	288.240	276.088
Investment banking.....	40	3	12/08	255.980	255.869	260.604	260.915	261.430
Investment banking.....	40	31	12/08	255.980	255.869	260.604	260.915	261.430
Investment banking.....	40	3101	12/08	255.980	255.869	260.604	260.915	261.430
Investment banking.....	40	310101	12/08	255.980	255.869	260.604	260.915	261.430
Insurance and annuities.....	41	—	06/09	124.126	124.140	124.296	124.793	125.041
Insurance.....	41	1	06/09	125.868	125.874	126.058	126.681	126.969
Insurance.....	41	11	06/09	125.868	125.874	126.058	126.681	126.969
Life insurance.....	41	1101	03/09	105.764	105.544	105.581	106.838	106.838
Life insurance.....	41	110101	03/09	105.764	105.544	105.581	106.838	106.838
Disability insurance, including accidental death.....	41	1102	03/09	102.394	102.394	102.394	102.260	102.260
Disability insurance, including accidental death.....	41	110201	03/09	102.394	102.394	102.394	102.260	102.260
Health and medical insurance.....	41	1103	03/09	141.315	141.346	141.335	142.448	142.509
Health and medical insurance.....	41	110301	03/09	141.315	141.346	141.335	142.448	142.509
Property and casualty insurance.....	41	1104	03/09	123.798	123.845	124.181	124.392	124.888
Property and casualty insurance.....	41	110401	03/09	123.798	123.845	124.181	124.392	124.888
Annuities.....	41	2	03/09	116.005	116.082	116.056	115.707	115.703
Annuities.....	41	21	03/09	116.005	116.082	116.056	115.707	115.703
Annuities.....	41	2101	03/09	116.005	116.082	116.056	115.707	115.703
Annuities.....	41	210101	03/09	116.005	116.082	116.056	115.707	115.703
Commissions and fees from sales and administration of insurance policies (partial).....	42	—	06/09	109.470	109.487	109.497	109.529	109.529
Commissions from sales of insurance.....	42	1	06/09	109.470	109.487	109.497	109.529	109.529
Commissions from sales of insurance.....	42	11	06/09	109.470	109.487	109.497	109.529	109.529
Commissions from sales of life insurance and annuities.....	42	1101	06/09	104.368	104.485	104.485	104.485	104.485
Commissions from sales of life insurance and annuities.....	42	110101	06/09	104.368	104.485	104.485	104.485	104.485
Commissions from sales of health and medical insurance.....	42	1102	06/09	109.717	109.717	109.717	109.717	109.717
Commissions from sales of health and medical insurance.....	42	110201	06/09	109.717	109.717	109.717	109.717	109.717
Commissions from sales of property and casualty insurance.....	42	1103	06/09	112.475	112.480	112.495	112.521	112.521
Commissions from sales of property and casualty insurance.....	42	110301	06/09	112.475	112.480	112.495	112.521	112.521
Commissions from sales of other insurance.....	42	1104	06/09	100.522	100.522	100.522	100.643	100.643
Commissions from sales of other insurance.....	42	110401	06/09	100.522	100.522	100.522	100.643	100.643
Real estate services (partial).....	43	—	06/09	136.359	136.685	137.622	139.079	137.808

See footnotes at end of table.

Table 9. Producer price indexes for commodity and service groupings and individual items, not seasonally adjusted — Continued
 [February 2022, Index base 1982=100, unless otherwise indicated]

Title	Commodity code		Other index base	Unadjusted index ¹				
	Group code	Item code		Oct. 2021	Nov. 2021 ^P	Dec. 2021 ^P	Jan. 2022 ^P	Feb. 2022 ^P
Nonresidential real estate services.....	43	1	06/09	122.400	122.637	123.643	125.238	122.538
Nonresidential real estate rents.....	43	11	06/09	122.612	122.857	123.946	125.532	122.053
Office buildings, gross rents.....	43	1101	12/08	125.654	127.272	127.512	126.925	125.584
Office buildings, gross rents.....	43	110101	12/08	125.654	127.272	127.512	126.925	125.584
Retail properties, gross rents.....	43	1102	04/09	117.674	115.718	119.663	123.237	114.833
Retail properties, gross rents.....	43	110201	04/09	117.674	115.718	119.663	123.237	114.833
Industrial buildings, gross rents.....	43	1103	04/09	107.965	107.992	108.470	109.260	109.537
Industrial buildings, gross rents.....	43	110301	04/09	107.965	107.992	108.470	109.260	109.537
Self-service storage and miniwarehouses, gross rents.....	43	1104	12/08	146.765	147.236	148.977	149.485	151.139
Self-service storage and miniwarehouses, gross rents.....	43	110401	12/08	146.765	147.236	148.977	149.485	151.139
Other nonresidential buildings, gross rents.....	43	1105	12/08	108.278	112.048	102.699	108.982	109.117
Other nonresidential buildings, gross rents.....	43	110501	12/08	108.278	112.048	102.699	108.982	109.117
Nonresidential property sales and leases including land, brokerage fees and commissions.....	43	12	12/08	139.175	139.367	140.357	142.379	141.945
Nonresidential property sales and leases including land, brokerage fees and commissions.....	43	1201	12/08	139.175	139.367	140.357	142.379	141.945
Nonresidential property sales and leases including land, brokerage fees and commissions.....	43	120101	12/08	139.175	139.367	140.357	142.379	141.945
Nonresidential property management fees.....	43	13	12/08	90.996	91.188	91.350	92.425	94.743
Nonresidential property management fees.....	43	1301	12/08	90.996	91.188	91.350	92.425	94.743
Nonresidential property management fees.....	43	130101	12/08	90.996	91.188	91.350	92.425	94.743
Residential real estate services (partial).....	43	2	06/09	161.115	161.559	162.242	163.214	164.813
Residential property sales and rental, brokerage fees and commissions.....	43	21	12/08	177.227	177.749	178.031	179.422	181.210
Residential property sales and rental, brokerage fees and commissions.....	43	2101	12/08	177.227	177.749	178.031	179.422	181.210
Residential property sales and rental, brokerage fees and commissions.....	43	210101	12/08	177.227	177.749	178.031	179.422	181.210
Residential property management fees.....	43	22	12/08	123.625	123.894	125.426	125.482	126.647
Residential property management fees.....	43	2201	12/08	123.625	123.894	125.426	125.482	126.647
Residential property management fees.....	43	220101	12/08	123.625	123.894	125.426	125.482	126.647
Real estate appraisal fees.....	43	3	12/08	113.817	114.867	116.515	119.379	121.642
Real estate appraisal fees.....	43	31	12/08	113.817	114.867	116.515	119.379	121.642
Real estate appraisal fees.....	43	3101	12/08	113.817	114.867	116.515	119.379	121.642
Real estate appraisal fees.....	43	310101	12/08	113.817	114.867	116.515	119.379	121.642
Rental and leasing of goods (partial).....	44	—	06/09	107.655	106.858	105.719	102.519	103.343
Passenger car rental.....	44	1	03/09	111.769	109.364	106.854	100.283	101.605
Passenger car rental.....	44	11	03/09	111.769	109.364	106.854	100.283	101.605
Passenger car rental.....	44	1101	03/09	111.769	109.364	106.854	100.283	101.605
Passenger car rental.....	44	110101	03/09	111.769	109.364	106.854	100.283	101.605
Truck, trailer, and RV rental and leasing.....	44	2	06/09	120.036	120.341	120.350	119.465	119.987
Truck, trailer, and RV rental and leasing.....	44	21	06/09	112.772	113.059	113.067	112.235	112.726
Truck, truck trailer and RV rental.....	44	2101	12/08	122.079	122.483	122.105	121.457	121.966
Truck, truck trailer and RV rental.....	44	210101	12/08	122.079	122.483	122.105	121.457	121.966
Truck, truck trailer and RV leasing.....	44	2102	12/08	114.896	115.121	115.408	114.378	114.896
Truck, truck trailer and RV leasing.....	44	210201	12/08	114.896	115.121	115.408	114.378	114.896
Construction, mining, and forestry machinery and equipment rental and leasing.....	44	3	03/09	95.715	96.349	96.289	96.071	96.433
Construction, mining, and forestry machinery and equipment rental and leasing.....	44	31	03/09	95.715	96.349	96.289	96.071	96.433
Construction, mining, and forestry machinery and equipment rental and leasing.....	44	3101	03/09	95.715	96.349	96.289	96.071	96.433
Construction, mining, and forestry machinery and equipment rental and leasing.....	44	310101	03/09	95.715	96.349	96.289	96.071	96.433
Professional services (partial).....	45	—	06/09	127.794	128.057	128.333	131.248	131.881
Legal services.....	45	1	03/09	147.803	147.651	147.774	151.350	153.068
Legal services.....	45	11	03/09	147.803	147.651	147.774	151.350	153.068
Legal services.....	45	1101	03/09	147.803	147.651	147.774	151.350	153.068
Legal services.....	45	110101	03/09	147.803	147.651	147.774	151.350	153.068
Accounting services (partial).....	45	2	06/09	114.891	115.027	115.478	115.974	116.727
Accounting services, excluding payroll.....	45	21	06/09	114.891	115.027	115.478	115.974	116.727
Financial auditing.....	45	2101	12/08	103.509	103.433	103.162	106.608	107.385
Financial auditing.....	45	210101	12/08	103.509	103.433	103.162	106.608	107.385
Tax preparation and planning.....	45	2102	04/09	116.966	117.108	116.455	116.211	117.150
Tax preparation and planning.....	45	210201	04/09	116.966	117.108	116.455	116.211	117.150
Bookkeeping and compilation.....	45	2103	12/08	130.652	132.653	134.557	134.457	135.327

See footnotes at end of table.

Table 9. Producer price indexes for commodity and service groupings and individual items, not seasonally adjusted — Continued

[February 2022, Index base 1982=100, unless otherwise indicated]

Title	Commodity code		Other index base	Unadjusted index ¹				
	Group code	Item code		Oct. 2021	Nov. 2021 ^P	Dec. 2021 ^P	Jan. 2022 ^P	Feb. 2022 ^P
Bookkeeping and compilation.....	45	210301	12/08	130.652	132.653	134.557	134.457	135.327
Other accounting services, including billing and review.....	45	2104	12/08	112.093	111.805	114.066	112.756	113.137
Other accounting services, including billing and review.....	45	210401	12/08	112.093	111.805	114.066	112.756	113.137
Architectural and engineering services.....	45	3	06/09	122.146	122.293	122.275	126.161	126.333
Architectural services.....	45	31	03/09	108.877	109.071	109.662	109.756	109.756
Architectural services.....	45	3101	03/09	108.877	109.071	109.662	109.756	109.756
Architectural services.....	45	310101	03/09	108.877	109.071	109.662	109.756	109.756
Engineering services.....	45	32	03/09	124.654	124.794	124.686	129.156	129.354
Engineering services.....	45	3201	03/09	124.654	124.794	124.686	129.156	129.354
Engineering services.....	45	320101	03/09	124.654	124.794	124.686	129.156	129.354
Management, scientific, and technical consulting services.....	45	4	06/09	113.926	113.541	113.748	116.208	115.993
Management consulting services.....	45	41	06/09	113.926	113.541	113.748	116.208	115.993
Administrative and general management consulting services.....	45	4101	12/08	135.428	135.531	136.175	138.127	137.934
Administrative and general management consulting services.....	45	410101	12/08	135.428	135.531	136.175	138.127	137.934
Human resources consulting services.....	45	4102	12/08	102.030	96.971	94.499	105.205	105.408
Human resources consulting services.....	45	410201	12/08	102.030	96.971	94.499	105.205	105.408
Marketing consulting services.....	45	4103	12/08	64.692	64.692	64.692	64.692	64.692
Marketing consulting services.....	45	410301	12/08	64.692	64.692	64.692	64.692	64.692
Process, physical distribution, and logistics consulting services.....	45	4104	12/08	107.737	107.007	107.180	112.362	111.118
Process, physical distribution, and logistics consulting services.....	45	410401	12/08	107.737	107.007	107.180	112.362	111.118
Other management consulting services.....	45	4105	12/08	89.994	89.971	89.585	90.891	90.665
Other management consulting services.....	45	410501	12/08	89.994	89.971	89.585	90.891	90.665
Advertising and related services (partial).....	45	5	12/08	104.916	110.118	112.281	114.451	114.648
Advertising agency services.....	45	51	12/08	104.916	110.118	112.281	114.451	114.648
Advertising agency services.....	45	5101	12/08	104.916	110.118	112.281	114.451	114.648
Advertising agency services.....	45	510101	12/08	104.916	110.118	112.281	114.451	114.648
Information technology (IT) technical support and consulting services (partial).....	45	6	12/08	113.317	113.317	113.317	114.026	114.091
Information technology (IT) technical support and consulting services (partial).....	45	61	12/08	113.317	113.317	113.317	114.026	114.091
Information technology (IT) technical support and consulting services (partial).....	45	6101	12/08	113.317	113.317	113.317	114.026	114.091
Information technology (IT) technical support and consulting services (partial).....	45	610101	12/08	113.317	113.317	113.317	114.026	114.091
Employment services.....	46	—	06/09	122.870	123.984	125.111	126.177	126.092
Permanent placement services.....	46	1	03/09	120.446	120.743	123.550	124.152	124.956
Permanent placement services.....	46	11	03/09	120.446	120.743	123.550	124.152	124.956
Employment placement services.....	46	1101	03/09	120.446	120.743	123.550	124.152	124.956
Employment placement services.....	46	110101	03/09	120.446	120.743	123.550	124.152	124.956
Executive search services.....	46	2	12/08	97.338	98.981	98.910	93.887	98.744
Executive search services.....	46	21	12/08	97.338	98.981	98.910	93.887	98.744
Executive search services.....	46	2101	12/08	97.338	98.981	98.910	93.887	98.744
Executive search services.....	46	210101	12/08	97.338	98.981	98.910	93.887	98.744
Staffing services.....	46	3	06/09	123.573	124.720	125.778	127.032	126.763
Temporary help services.....	46	31	03/09	129.597	131.830	133.889	136.329	135.804
Temporary help services.....	46	3101	03/09	129.597	131.830	133.889	136.329	135.804
Temporary help services.....	46	310101	03/09	129.597	131.830	133.889	136.329	135.804
Co-employment staffing services.....	46	32	12/08	117.868	117.867	117.867	117.868	117.868
Co-employment staffing services.....	46	3201	12/08	117.868	117.867	117.867	117.868	117.868
Co-employment staffing services.....	46	320101	12/08	117.868	117.867	117.867	117.868	117.868
Travel arrangement services (partial).....	47	—	06/09	98.258	97.768	96.829	97.678	97.618
Arrangement of flights (partial).....	47	1	06/09	89.742	89.970	90.118	91.084	90.524
Arrangement of international flights.....	47	11	12/08	105.555	105.723	106.050	107.591	106.757
Arrangement of international flights.....	47	1101	12/08	105.555	105.723	106.050	107.591	106.757
Arrangement of international flights.....	47	110101	12/08	105.555	105.723	106.050	107.591	106.757
Arrangement of domestic flights.....	47	12	12/08	61.000	61.294	61.183	61.274	61.138
Arrangement of domestic flights (partial).....	47	1201	12/08	61.000	61.294	61.183	61.274	61.138
Arrangement of domestic flights.....	47	120101	12/08	61.000	61.294	61.183	61.274	61.138
Arrangement of vehicle rentals and lodging.....	47	2	12/08	90.713	91.337	92.227	93.948	94.391
Arrangement of vehicle rentals and lodging.....	47	21	12/08	90.713	91.337	92.227	93.948	94.391
Arrangement of vehicle rentals and lodging (partial).....	47	2101	12/08	90.713	91.337	92.227	93.948	94.391
Arrangement of vehicle rentals and lodging.....	47	210101	12/08	90.713	91.337	92.227	93.948	94.391

See footnotes at end of table.

Table 9. Producer price indexes for commodity and service groupings and individual items, not seasonally adjusted — Continued

[February 2022, Index base 1982=100, unless otherwise indicated]

Title	Commodity code		Other index base	Unadjusted index ¹				
	Group code	Item code		Oct. 2021	Nov. 2021 ^P	Dec. 2021 ^P	Jan. 2022 ^P	Feb. 2022 ^P
Arrangement of cruises and tours.....	47	3	12/08	102.327	98.814	92.825	94.288	94.606
Arrangement of cruises and tours.....	47	31	12/08	102.327	98.814	92.825	94.288	94.606
Arrangement of cruises and tours.....	47	3101	12/08	102.327	98.814	92.825	94.288	94.606
Arrangement of cruises and tours.....	47	310101	12/08	102.327	98.814	92.825	94.288	94.606
Other travel arrangements (partial).....	47	4	12/08	116.956	116.956	116.956	116.956	—
Other travel arrangements (partial).....	47	41	12/08	116.956	116.956	116.956	116.956	—
Other travel arrangements (partial).....	47	4101	12/08	116.956	116.956	116.956	116.956	—
Other travel arrangements (partial).....	47	410101	12/08	116.956	116.956	116.956	116.956	—
Selected security services (partial).....	48	—	03/09	129.479	129.439	130.044	131.507	131.647
Security guard services.....	48	1	03/09	129.479	129.439	130.044	131.507	131.647
Security guard services.....	48	11	03/09	129.479	129.439	130.044	131.507	131.647
Security guard services.....	48	1101	03/09	129.479	129.439	130.044	131.507	131.647
Security guard services.....	48	110101	03/09	129.479	129.439	130.044	131.507	131.647
Cleaning and building maintenance services (partial).....	49	—	03/09	115.219	115.509	118.469	120.463	122.154
Janitorial services.....	49	1	03/09	115.219	115.509	118.469	120.463	122.154
Janitorial services.....	49	11	03/09	115.219	115.509	118.469	120.463	122.154
Janitorial services.....	49	1101	03/09	115.219	115.509	118.469	120.463	122.154
Janitorial services.....	49	110101	03/09	115.219	115.509	118.469	120.463	122.154
Waste collection and remediation services (partial).....	50	—	12/08	142.348	142.435	142.710	143.712	145.903
Waste collection.....	50	1	12/08	142.348	142.435	142.710	143.712	145.903
Solid waste collection.....	50	11	12/08	142.348	142.435	142.710	143.712	145.903
Solid waste collection.....	50	1101	12/08	142.348	142.435	142.710	143.712	145.903
Solid waste collection.....	50	110101	12/08	142.348	142.435	142.710	143.712	145.903
Health care services.....	51	—	06/09	129.240	129.367	129.468	130.706	130.816
Outpatient care (partial).....	51	1	06/09	123.807	123.951	124.017	125.122	125.398
Outpatient care (partial).....	51	11	06/09	123.807	123.951	124.017	125.122	125.398
Physician care.....	51	1101	03/09	115.564	115.900	116.065	115.798	116.013
Medicare patients: physician care.....	51	110102	06/14	112.032	112.032	112.032	111.116	111.100
Medicaid patients: physician care.....	51	110103	06/14	87.756	87.756	87.756	87.661	87.673
Private insurance patients: physician care.....	51	110104	06/14	107.574	108.076	108.362	108.362	108.620
All other patients: physician care.....	51	110105	06/14	112.793	113.137	113.137	113.094	113.593
Medical laboratory and diagnostic imaging center care.....	51	1102	03/09	95.222	95.193	95.169	95.169	95.143
Medical laboratory care.....	51	110201	03/09	91.379	91.334	91.297	91.536	91.496
Medicare patients: medical laboratory care.....	51	1102011	06/14	78.943	78.943	78.943	78.939	78.939
Medicaid patients: medical laboratory care.....	51	1102012	06/14	95.989	95.928	95.928	95.849	95.849
Private insurance patients: medical laboratory care.....	51	1102013	06/14	99.049	98.974	98.905	99.128	99.143
All other patients: medical laboratory care.....	51	1102014	06/14	101.623	101.623	101.623	102.408	102.110
Diagnostic imaging center care.....	51	110202	03/09	101.138	101.138	101.138	100.705	100.705
Medicare and Medicaid patients: diagnostic imaging center care.....	51	1102021	06/14	94.435	94.435	94.435	92.697	92.697
Private insurance and all other patients: diagnostic imaging center care.....	51	1102024	06/14	102.690	102.690	102.690	102.690	102.690
Home health and hospice care.....	51	1103	12/08	118.384	118.486	118.486	119.938	119.974
Home health and hospice care.....	51	110301	12/08	118.384	118.486	118.486	119.938	119.974
Medicare and Medicaid patients: home health and hospice care.....	51	11030101	12/08	114.359	114.483	114.483	116.144	116.187
Medicare patients: home health and hospice care.....	51	110301011	12/08	110.677	110.677	110.677	112.897	112.897
Medicaid patients: home health and hospice care.....	51	110301012	12/08	118.219	118.482	118.482	119.511	119.603
Private insurance and all other patients: home health and hospice care.....	51	11030102	12/08	132.635	132.635	132.635	133.087	133.087
Private insurance patients: home health and hospice care.....	51	110301021	06/14	105.152	105.152	105.152	105.160	105.160
All other patients: home health and hospice care.....	51	110301022	06/14	135.508	135.508	135.508	136.194	136.194
Hospital outpatient care.....	51	1104	12/08	141.321	141.324	141.324	143.661	143.839
Hospital outpatient care.....	51	110401	12/08	141.321	141.324	141.324	143.661	143.839
Hospital outpatient care, general medical & surgical hospitals.....	51	1104011	12/08	140.649	140.652	140.652	142.844	143.030
Medicare patients: hospital outpatient care, general medical and surgical hospitals.....	51	11040111	06/14	112.975	112.975	112.975	115.288	115.288
Medicaid patients: hospital outpatient care, general medical and surgical hospitals.....	51	11040112	06/14	97.170	97.170	97.170	97.444	97.444
Private insurance and all other patients: outpatient care, gen. medical and surgical hospitals.....	51	11040113	06/14	124.814	124.817	124.818	126.720	126.927
Dental care.....	51	1105	06/10	123.401	123.401	123.401	125.977	127.086
Private insurance patients: dental care.....	51	110502	06/14	114.725	114.725	114.725	115.380	116.912
Private insurance patients: dental visits and consultations.....	51	1105021	06/14	125.264	125.264	125.264	126.023	129.658
Private insurance patients: dental surgical intervention services.....	51	1105022	06/14	111.951	111.951	111.951	113.707	113.707
Private insurance patients: dental non-surgical intervention services.....	51	1105023	06/14	108.812	108.812	108.812	109.057	109.714
Medicare, Medicaid and all other patients: dental care.....	51	110503	06/14	115.561	115.561	115.561	120.347	120.702

See footnotes at end of table.

Table 9. Producer price indexes for commodity and service groupings and individual items, not seasonally adjusted — Continued

[February 2022, Index base 1982=100, unless otherwise indicated]

Title	Commodity code		Other index base	Unadjusted index ¹				
	Group code	Item code		Oct. 2021	Nov. 2021 ^P	Dec. 2021 ^P	Jan. 2022 ^P	Feb. 2022 ^P
Medicare, Medicaid and all other patients: dental visits and consultations.....	51	1105031	06/14	119.515	119.515	119.515	128.536	129.053
Medicare, Medicaid and all other patients: dental surgical intervention services.....	51	1105032	06/14	107.658	107.658	107.658	110.044	110.044
Medicare and Medicaid and all other patients: dental non-surgical intervention services.....	51	1105033	06/14	115.451	115.451	115.451	118.222	118.582
Inpatient care.....	51	2	06/09	137.413	137.507	137.665	139.140	138.954
Inpatient care.....	51	21	06/09	137.413	137.507	137.665	139.140	138.954
Hospital inpatient care.....	51	2101	12/08	139.369	139.399	139.607	141.378	141.137
Hospital inpatient care.....	51	210101	12/08	139.369	139.399	139.607	141.378	141.137
Hospital inpatient care, general medical and surgical hospitals.....	51	2101011	12/08	140.679	140.685	140.856	142.611	142.348
Medicare patients: hospital inpatient care, general medical and surgical hospitals.....	51	21010111	06/14	116.316	116.316	116.316	116.331	116.331
Medicaid patients: hospital inpatient care, general medical and surgical hospitals.....	51	21010112	06/14	107.758	107.758	107.758	107.774	107.774
Private insur. & all other patients: hospital inpatient, general medical and surgical hospitals.....	51	21010113	06/14	126.299	126.311	126.601	129.568	129.121
Private insurance patients: hospital inpatient care, general medical and surgical hospitals.....	51	210101131	06/14	126.816	126.830	127.173	129.090	128.561
All other patients: hospital inpatient care, general medical and surgical hospitals.....	51	210101132	06/14	123.731	123.731	123.731	132.509	132.509
Hospital inpatient care, psychiatric & substance abuse hospitals.....	51	2101012	12/08	124.794	124.794	124.794	128.749	128.749
Hospital inpatient care, specialty hospitals.....	51	2101013	12/08	122.859	123.409	124.575	124.725	124.725
Medicare patients: hospital inpatient care, specialty hospitals.....	51	21010131	06/14	108.316	108.748	110.785	110.992	110.992
Medicaid patients: hospital inpatient care, specialty hospitals.....	51	21010132	06/14	111.096	114.003	113.550	113.180	113.180
Private insurance and all other patients: hospital inpatient care, specialty hospitals.....	51	21010133	06/14	108.305	108.264	108.899	109.094	109.094
Nursing home care.....	51	2102	12/08	134.900	135.300	135.282	135.705	135.700
Nursing home care.....	51	210201	12/08	134.900	135.300	135.282	135.705	135.700
Medicare and Medicaid patients: Nursing home care.....	51	21020101	12/08	132.436	132.937	132.815	132.824	132.917
Medicaid patients: Nursing home care.....	51	210201011	06/12	130.543	131.355	131.157	131.173	131.323
Medicare patients: Nursing home care.....	51	210201012	06/12	118.230	118.230	118.230	118.230	118.230
Private insurance and all other patients: Nursing home care.....	51	21020102	12/08	138.795	139.068	139.183	140.144	140.011
Private insurance patients: Nursing home care.....	51	210201021	06/14	107.234	107.234	107.234	107.234	107.234
All other patients: Nursing home care.....	51	210201022	06/14	122.505	122.792	122.912	123.921	123.782
Intellectual and developmental disability center care.....	51	2103	12/08	167.807	167.724	167.767	168.976	168.976
Intellectual and developmental disability center care.....	51	210301	12/08	167.807	167.724	167.767	168.976	168.976
Medicaid patients: Intellectual and developmental disability center care.....	51	21030101	06/14	132.595	132.514	132.556	133.088	133.088
Medicare, private ins. & all other patients: Intellectual & develop. disability center care.....	51	21030102	06/14	125.691	125.691	125.691	128.328	128.328
Sales of blood and blood products, organs, and tissues.....	51	3	03/09	109.643	109.887	110.114	110.284	110.647
Sales of blood and blood products, organs, and tissues.....	51	31	03/09	109.643	109.887	110.114	110.284	110.647
Sales of blood and blood products, organs, and tissues.....	51	3101	03/09	109.643	109.887	110.114	110.284	110.647
Sales of blood and blood products, organs, and tissues.....	51	310101	03/09	109.643	109.887	110.114	110.284	110.647
Accommodation services.....	53	—	06/09	120.740	120.974	124.683	126.443	128.575
Traveler accommodation services.....	53	1	06/09	120.740	120.974	124.683	126.443	128.575
Traveler accommodation services.....	53	11	06/09	120.740	120.974	124.683	126.443	128.575
Guestroom or unit rental.....	53	1101	03/09	124.253	124.580	128.742	130.467	132.826
Guestroom or unit rental.....	53	110101	03/09	124.253	124.580	128.742	130.467	132.826
Other traveler accommodation services.....	53	1102	03/09	126.584	125.887	126.008	128.783	129.222
Other traveler accommodation services.....	53	110201	03/09	126.584	125.887	126.008	128.783	129.222
Food and beverage for immediate consumption services (partial).....	54	—	06/09	128.956	129.613	130.400	130.720	131.089
Food and beverage for immediate consumption services (partial).....	54	1	06/09	128.956	129.613	130.400	130.720	131.089
Food and nonalcoholic beverages for immediate consumption (partial).....	54	11	04/09	126.310	126.824	127.791	128.109	128.208
Food and nonalcoholic beverages for immediate consumption (partial).....	54	1101	04/09	126.310	126.824	127.791	128.109	128.208
Food and nonalcoholic beverages for immediate consumption (partial).....	54	110101	04/09	126.310	126.824	127.791	128.109	128.208
Alcoholic beverages for immediate consumption (partial).....	54	12	12/08	145.398	146.965	146.593	146.926	149.021
Alcoholic beverages for immediate consumption (partial).....	54	1201	12/08	145.398	146.965	146.593	146.926	149.021
Alcoholic beverages for immediate consumption (partial).....	54	120101	12/08	145.398	146.965	146.593	146.926	149.021
Repair and maintenance services (partial).....	55	—	06/09	137.827	138.220	138.626	138.940	139.926
Commercial and industrial machinery and equipment repair and maintenance.....	55	1	03/09	132.612	132.937	132.937	135.123	139.404
Commercial and industrial machinery and equipment repair and maintenance.....	55	11	03/09	132.612	132.937	132.937	135.123	139.404
Commercial machinery repair and maintenance.....	55	1101	03/09	132.612	132.937	132.937	135.123	139.404
Commercial machinery repair and maintenance.....	55	110101	03/09	132.612	132.937	132.937	135.123	139.404

See footnotes at end of table.

Table 9. Producer price indexes for commodity and service groupings and individual items, not seasonally adjusted — Continued
 [February 2022, Index base 1982=100, unless otherwise indicated]

Title	Commodity code		Other index base	Unadjusted index ¹				
	Group code	Item code		Oct. 2021	Nov. 2021 ^P	Dec. 2021 ^P	Jan. 2022 ^P	Feb. 2022 ^P
Motor vehicle repair and maintenance (partial).....	55	2	12/08	146.097	146.608	147.281	146.470	146.440
Motor vehicle repair and maintenance (partial).....	55	21	12/08	146.097	146.608	147.281	146.470	146.440
Motor vehicle repair and maintenance (partial).....	55	2101	12/08	146.097	146.608	147.281	146.470	146.440
Motor vehicle repair and maintenance (partial).....	55	210101	12/08	146.097	146.608	147.281	146.470	146.440
Ship repair and maintenance.....	55	3	06/09	115.633	115.633	116.836	116.836	118.217
Ship repair and maintenance.....	55	31	06/09	115.633	115.633	116.836	116.836	118.217
Ship repair, military.....	55	3101	12/08	112.366	112.366	112.857	112.857	113.486
Ship repair, military.....	55	310101	12/08	112.366	112.366	112.857	112.857	113.486
Ship repair, nonmilitary.....	55	3102	12/08	122.505	122.505	125.821	125.821	129.431
Ship repair, nonmilitary.....	55	310201	12/08	122.505	122.505	125.821	125.821	129.431
Aircraft repair and maintenance.....	55	4	04/09	133.297	133.607	133.607	134.713	134.713
Aircraft repair and maintenance.....	55	41	04/09	133.297	133.607	133.607	134.713	134.713
Aircraft repair and maintenance.....	55	4101	04/09	133.297	133.607	133.607	134.713	134.713
Aircraft repair and maintenance.....	55	410101	04/09	133.297	133.607	133.607	134.713	134.713
Entertainment services (partial).....	56	—	06/09	119.443	121.227	119.913	121.171	121.013
Membership dues and admissions and recreation facility use fees (partial).....	56	1	06/09	128.241	129.356	130.803	131.135	132.069
Membership dues and admissions and recreation facility use fees (partial).....	56	11	06/09	128.241	129.356	130.803	131.135	132.069
Membership dues.....	56	1101	04/09	117.248	117.248	117.248	118.902	119.179
Membership dues, golf courses and country clubs.....	56	110101	04/09	137.579	137.579	137.579	146.356	145.582
Membership dues, fitness and recreational sports centers.....	56	110102	04/09	104.927	104.927	104.927	102.517	103.389
Admissions and recreational facilities use fees (partial).....	56	1102	12/08	145.687	149.217	153.799	151.176	153.518
Admissions and recreational facilities use fees, golf courses and country clubs.....	56	110201	12/08	108.357	115.958	122.636	122.808	124.452
Admissions and recreational facilities use fees, fitness and recreational sports centers.....	56	110202	12/08	143.103	143.103	143.103	143.103	143.103
Admissions and recreational facilities use fees, amusement and theme parks.....	56	110203	12/08	178.798	179.487	182.953	177.744	180.944
Recreational activity instruction fees (partial).....	56	2	12/08	121.104	121.104	121.104	121.104	121.104
Recreational activity instruction fees (partial).....	56	21	12/08	121.104	121.104	121.104	121.104	121.104
Recreational activity instruction fees (partial).....	56	2101	12/08	121.104	121.104	121.104	121.104	121.104
Recreational activity instruction fees (partial).....	56	210101	12/08	121.104	121.104	121.104	121.104	121.104
Gaming receipts (partial).....	56	3	12/08	111.465	114.013	109.732	112.011	110.691
Gaming receipts (partial).....	56	31	12/08	111.465	114.013	109.732	112.011	110.691
Gaming receipts (partial).....	56	3101	12/08	111.465	114.013	109.732	112.011	110.691
Gaming receipts (partial).....	56	310101	12/08	111.465	114.013	109.732	112.011	110.691
Wholesale trade services.....	57	—	06/09	140.600	141.902	142.258	143.865	144.225
Machinery and equipment and parts and supplies wholesaling.....	57	1	06/09	142.753	148.040	148.522	153.371	154.464
Machinery and equipment and parts and supplies wholesaling.....	57	11	06/09	142.753	148.040	148.522	153.371	154.464
Parts and supplies for machinery and equipment wholesaling.....	57	1102	03/09	162.231	170.593	170.278	174.734	176.357
Parts and supplies for machinery and equipment wholesaling.....	57	110201	03/09	162.231	170.593	170.278	174.734	176.357
Machinery and vehicle wholesaling.....	57	1103	05/19	99.118	101.866	104.038	109.540	110.938
Machinery and vehicle wholesaling.....	57	110301	05/19	99.118	101.866	104.038	109.540	110.938
Professional and commercial equipment wholesaling.....	57	1104	05/19	98.945	99.911	97.409	97.590	95.901
Professional and commercial equipment wholesaling.....	57	110401	05/19	98.945	99.911	97.409	97.590	95.901
Furnishings wholesaling.....	57	2	03/09	124.652	120.942	132.408	134.365	131.835
Furnishings wholesaling.....	57	21	03/09	124.652	120.942	132.408	134.365	131.835
Furnishings wholesaling.....	57	2101	03/09	124.652	120.942	132.408	134.365	131.835
Furnishings wholesaling.....	57	210101	03/09	124.652	120.942	132.408	134.365	131.835
Building materials, paint, and hardware wholesaling.....	57	3	03/09	134.974	131.562	131.223	133.055	131.956
Building materials, paint, and hardware wholesaling.....	57	31	03/09	134.974	131.562	131.223	133.055	131.956
Building materials, paint, and hardware wholesaling.....	57	3101	03/09	134.974	131.562	131.223	133.055	131.956
Building materials, paint, and hardware wholesaling.....	57	310101	03/09	134.974	131.562	131.223	133.055	131.956
Metals, minerals, and ores wholesaling.....	57	4	03/09	303.718	280.977	286.499	272.971	272.231
Metals, minerals, and ores wholesaling.....	57	41	03/09	303.718	280.977	286.499	272.971	272.231
Metals, minerals, and ores wholesaling.....	57	4101	03/09	303.718	280.977	286.499	272.971	272.231
Metals, minerals, and ores wholesaling.....	57	410101	03/09	303.718	280.977	286.499	272.971	272.231
Chemicals and allied products wholesaling.....	57	5	03/09	122.068	120.047	121.310	115.170	113.745
Chemicals and allied products wholesaling.....	57	51	03/09	122.068	120.047	121.310	115.170	113.745
Chemicals and allied products wholesaling.....	57	5101	03/09	122.068	120.047	121.310	115.170	113.745
Chemicals and allied products wholesaling.....	57	510101	03/09	122.068	120.047	121.310	115.170	113.745
Paper and plastics products wholesaling.....	57	6	03/09	168.413	174.861	171.073	176.084	180.003

See footnotes at end of table.

Table 9. Producer price indexes for commodity and service groupings and individual items, not seasonally adjusted — Continued
 [February 2022, Index base 1982=100, unless otherwise indicated]

Title	Commodity code		Other index base	Unadjusted index ¹				
	Group code	Item code		Oct. 2021	Nov. 2021 ^P	Dec. 2021 ^P	Jan. 2022 ^P	Feb. 2022 ^P
Paper and plastics products wholesaling.....	57	61	03/09	168.413	174.861	171.073	176.084	180.003
Paper and plastics products wholesaling.....	57	6101	03/09	168.413	174.861	171.073	176.084	180.003
Paper and plastics products wholesaling.....	57	610101	03/09	168.413	174.861	171.073	176.084	180.003
Apparel wholesaling.....	57	7	03/09	117.576	119.438	117.138	113.439	114.551
Apparel wholesaling.....	57	71	03/09	117.576	119.438	117.138	113.439	114.551
Apparel wholesaling.....	57	7101	03/09	117.576	119.438	117.138	113.439	114.551
Apparel wholesaling.....	57	710101	03/09	117.576	119.438	117.138	113.439	114.551
Food and alcohol wholesaling.....	57	8	06/09	124.710	122.105	123.981	124.502	125.807
Food and alcohol wholesaling.....	57	81	06/09	124.710	122.105	123.981	124.502	125.807
Food wholesaling.....	57	8101	03/09	123.292	119.606	121.532	121.984	123.369
Food wholesaling.....	57	810101	03/09	123.292	119.606	121.532	121.984	123.369
Alcohol wholesaling.....	57	8102	02/09	131.076	133.402	135.049	135.889	136.827
Alcohol wholesaling.....	57	810201	02/09	131.076	133.402	135.049	135.889	136.827
Other commodities wholesaling.....	57	9	03/09	130.673	132.901	130.382	134.418	133.664
Other commodities wholesaling.....	57	91	03/09	130.673	132.901	130.382	134.418	133.664
Other commodities wholesaling.....	57	9101	03/09	130.673	132.901	130.382	134.418	133.664
Other commodities wholesaling.....	57	910101	03/09	130.673	132.901	130.382	134.418	133.664
Retail trade services.....	58	—	06/09	141.867	142.677	144.454	146.925	148.763
Food and alcohol retailing.....	58	1	03/09	142.468	143.575	144.062	148.508	150.870
Food and alcohol retailing.....	58	11	03/09	142.468	143.575	144.062	148.508	150.870
Food retailing.....	58	1102	09/15	112.829	113.782	114.208	117.700	119.815
Food retailing.....	58	110201	09/15	112.829	113.782	114.208	117.700	119.815
Alcohol retailing.....	58	1103	09/15	113.924	114.231	114.323	118.098	118.157
Alcohol retailing.....	58	110301	09/15	113.924	114.231	114.323	118.098	118.157
Health and beauty care retailing, including optical goods.....	58	2	03/09	130.285	130.837	134.700	138.398	138.816
Health and beauty care retailing, including optical goods.....	58	21	03/09	130.285	130.837	134.700	138.398	138.816
Health and beauty care retailing, including optical goods.....	58	2101	03/09	130.285	130.837	134.700	138.398	138.816
Health and beauty care retailing, including optical goods.....	58	210101	03/09	130.285	130.837	134.700	138.398	138.816
Apparel, jewelry, footwear, and accessories retailing.....	58	3	06/09	129.006	129.359	126.744	119.870	122.752
Apparel, jewelry, footwear, and accessories retailing.....	58	31	06/09	129.006	129.359	126.744	119.870	122.752
Apparel, footwear, and accessories retailing.....	58	3101	03/09	126.842	128.095	124.781	114.714	118.510
Apparel, footwear, and accessories retailing.....	58	310101	03/09	126.842	128.095	124.781	114.714	118.510
Jewelry retailing.....	58	3102	03/09	126.534	121.777	123.397	135.289	132.692
Jewelry retailing.....	58	310201	03/09	126.534	121.777	123.397	135.289	132.692
Computer hardware, software, and supplies retailing.....	58	4	03/09	98.639	90.489	94.897	100.443	101.435
Computer hardware, software, and supplies retailing.....	58	41	03/09	98.639	90.489	94.897	100.443	101.435
Computer hardware, software, and supplies retailing.....	58	4101	03/09	98.639	90.489	94.897	100.443	101.435
Computer hardware, software, and supplies retailing.....	58	410101	03/09	98.639	90.489	94.897	100.443	101.435
TV, video, and photographic equipment and supplies retailing.....	58	5	03/09	66.400	58.389	59.208	64.107	65.408
TV, video, and photographic equipment and supplies retailing.....	58	51	03/09	66.400	58.389	59.208	64.107	65.408
TV, video, and photographic equipment and supplies retailing.....	58	5101	03/09	66.400	58.389	59.208	64.107	65.408
TV, video, and photographic equipment and supplies retailing.....	58	510101	03/09	66.400	58.389	59.208	64.107	65.408
Automobiles and automobile parts retailing.....	58	6	06/09	189.274	195.474	197.880	205.171	200.457
Automobiles and automobile parts retailing.....	58	61	06/09	189.274	195.474	197.880	205.171	200.457
Automobile retailing (Partial).....	58	6101	03/09	226.578	237.150	240.151	253.030	244.316
Automobile retailing (Partial).....	58	610101	03/09	226.578	237.150	240.151	253.030	244.316
Automotive parts, including tires, retailing.....	58	6102	03/09	130.093	130.224	131.720	131.287	132.074
Automotive parts, including tires, retailing.....	58	610201	03/09	130.093	130.224	131.720	131.287	132.074
RVs, trailers, and campers retailing.....	58	8	03/09	229.772	223.585	236.121	244.925	244.252
RVs, trailers, and campers retailing.....	58	81	03/09	229.772	223.585	236.121	244.925	244.252
RVs, trailers, and campers retailing.....	58	8101	03/09	229.772	223.585	236.121	244.925	244.252
RVs, trailers, and campers retailing.....	58	810101	03/09	229.772	223.585	236.121	244.925	244.252
Sporting goods, including boats, retailing.....	58	9	03/09	122.568	128.866	122.180	124.227	122.378
Sporting goods, including boats, retailing.....	58	91	03/09	122.568	128.866	122.180	124.227	122.378
Sporting goods, including boats, retailing.....	58	9101	03/09	122.568	128.866	122.180	124.227	122.378
Sporting goods, including boats, retailing.....	58	910101	03/09	122.568	128.866	122.180	124.227	122.378
Lawn, garden, and farm equipment and supplies retailing.....	58	A	03/09	127.666	131.959	133.260	134.717	135.627
Lawn, garden, and farm equipment and supplies retailing.....	58	A1	03/09	127.666	131.959	133.260	134.717	135.627
Lawn, garden, and farm equipment and supplies retailing.....	58	A101	03/09	127.666	131.959	133.260	134.717	135.627
Lawn, garden, and farm equipment and supplies retailing.....	58	A10101	03/09	127.666	131.959	133.260	134.717	135.627

See footnotes at end of table.

Table 9. Producer price indexes for commodity and service groupings and individual items, not seasonally adjusted — Continued
 [February 2022, Index base 1982=100, unless otherwise indicated]

Title	Commodity code		Other index base	Unadjusted index ¹				
	Group code	Item code		Oct. 2021	Nov. 2021 ^P	Dec. 2021 ^P	Jan. 2022 ^P	Feb. 2022 ^P
Furniture retailing.....	58	B	03/09	140.657	142.697	146.266	149.435	153.939
Furniture retailing.....	58	B1	03/09	140.657	142.697	146.266	149.435	153.939
Furniture retailing.....	58	B101	03/09	140.657	142.697	146.266	149.435	153.939
Furniture retailing.....	58	B10101	03/09	140.657	142.697	146.266	149.435	153.939
Flooring and floor coverings retailing.....	58	C	03/09	115.904	113.771	116.901	137.949	137.854
Flooring and floor coverings retailing.....	58	C1	03/09	115.904	113.771	116.901	137.949	137.854
Flooring and floor coverings retailing.....	58	C101	03/09	115.904	113.771	116.901	137.949	137.854
Flooring and floor coverings retailing.....	58	C10101	03/09	115.904	113.771	116.901	137.949	137.854
Hardware and building materials and supplies retailing.....	58	D	03/09	169.573	161.280	165.039	179.018	191.622
Hardware and building materials and supplies retailing.....	58	D1	03/09	169.573	161.280	165.039	179.018	191.622
Hardware and building materials and supplies retailing.....	58	D101	03/09	169.573	161.280	165.039	179.018	191.622
Hardware and building materials and supplies retailing.....	58	D10101	03/09	169.573	161.280	165.039	179.018	191.622
Major household appliance retailing.....	58	E	03/09	111.992	114.505	116.806	125.658	125.632
Major household appliance retailing.....	58	E1	03/09	111.992	114.505	116.806	125.658	125.632
Major household appliance retailing.....	58	E101	03/09	111.992	114.505	116.806	125.658	125.632
Major household appliance retailing.....	58	E10101	03/09	111.992	114.505	116.806	125.658	125.632
Fuels and lubricants retailing.....	58	F	06/09	214.898	229.825	258.511	232.046	225.870
Fuels and lubricants retailing.....	58	F1	06/09	214.898	229.825	258.511	232.046	225.870
Automotive fuels and lubricants retailing.....	58	F101	03/09	281.004	303.775	340.715	303.427	295.963
Automotive fuels and lubricants retailing.....	58	F10101	03/09	281.004	303.775	340.715	303.427	295.963
Household fuels retailing.....	58	F102	03/09	126.563	122.682	141.800	136.664	130.643
Household fuels retailing.....	58	F10201	03/09	126.563	122.682	141.800	136.664	130.643
Cleaning supplies and paper products retailing.....	58	G	03/09	148.453	157.063	154.633	158.793	158.505
Cleaning supplies and paper products retailing.....	58	G1	03/09	148.453	157.063	154.633	158.793	158.505
Cleaning supplies and paper products retailing.....	58	G101	03/09	148.453	157.063	154.633	158.793	158.505
Cleaning supplies and paper products retailing.....	58	G10101	03/09	148.453	157.063	154.633	158.793	158.505
Book retailing.....	58	H	03/09	133.736	133.989	124.794	136.872	138.540
Book retailing.....	58	H1	03/09	133.736	133.989	124.794	136.872	138.540
Book retailing.....	58	H101	03/09	133.736	133.989	124.794	136.872	138.540
Book retailing.....	58	H10101	03/09	133.736	133.989	124.794	136.872	138.540
Other merchandise retailing (partial).....	58	I	03/09	122.699	120.761	117.002	123.358	127.357
Other merchandise retailing (partial).....	58	I1	03/09	122.699	120.761	117.002	123.358	127.357
Other merchandise retailing (partial).....	58	I101	03/09	122.699	120.761	117.002	123.358	127.357
Other merchandise retailing (partial).....	58	I10101	03/09	122.699	120.761	117.002	123.358	127.357
Metal treatment services.....	59	—	12/84	206.249	207.843	210.003	208.439	209.987
Metal treatment services.....	59	1	12/84	206.249	207.843	210.003	208.439	209.987
Metal treatment services.....	59	11	12/84	206.249	207.843	210.003	208.439	209.987
Metal plating and polishing.....	59	1101	12/84	217.773	218.041	222.654	222.685	222.685
Metal plating and polishing.....	59	110111	12/84	217.773	218.041	222.654	222.685	222.685
Metal coating and allied services.....	59	1102	12/84	206.255	209.328	210.578	207.408	208.100
Metal coating and allied services.....	59	110222	12/84	206.255	209.328	210.578	207.408	208.100
Metal heat treating.....	59	1103	06/85	167.055	167.055	168.290	168.290	172.487
Metal heat treating.....	59	110349	06/06	132.138	132.138	133.115	133.115	136.435
Mining services.....	60	—	06/85	229.829	230.021	234.622	240.126	240.067
Mining services.....	60	1	06/85	229.829	230.021	234.622	240.126	240.067
Mining services.....	60	11	06/85	229.829	230.021	234.622	240.126	240.067
Metal mining services.....	60	1101	12/85	206.850	206.850	206.850	206.850	206.850
Metal mining services.....	60	110101	12/85	206.850	206.850	206.850	206.850	206.850
Support activities for coal mining.....	60	1102	06/85	201.424	201.430	202.389	203.766	203.766
Support activities for coal mining.....	60	110201	06/85	201.424	201.430	202.389	203.766	203.766
Drilling oil and gas wells services.....	60	1103	12/85	329.101	332.893	342.692	359.494	361.113
Drilling oil and gas wells services.....	60	110301	12/85	329.101	332.893	342.692	359.494	361.113
Support activities for oil and gas operations.....	60	1104	12/85	196.353	195.842	199.369	202.593	202.207
Support activities for oil and gas operations.....	60	110401	12/85	196.353	195.842	199.369	202.593	202.207
Nonmetallic minerals mining services.....	60	1105	06/85	140.563	140.563	140.563	140.563	140.563
Nonmetallic minerals mining services.....	60	110501	06/85	140.563	140.563	140.563	140.563	140.563
Contract work on textile products, apparel, and leather.....	61	—	06/10	123.636	124.763	124.968	126.771	130.179
Contract work on textile products and apparel.....	61	1	06/10	123.815	124.965	125.174	127.015	130.495
Contract work on textile products and apparel.....	61	11	06/10	123.815	124.965	125.174	127.015	130.495
Contract work on textile products.....	61	1102	06/87	207.376	207.825	208.716	215.801	230.380

See footnotes at end of table.

Table 9. Producer price indexes for commodity and service groupings and individual items, not seasonally adjusted — Continued

[February 2022, Index base 1982=100, unless otherwise indicated]

Title	Commodity code		Other index base	Unadjusted index ¹				
	Group code	Item code		Oct. 2021	Nov. 2021 ^p	Dec. 2021 ^p	Jan. 2022 ^p	Feb. 2022 ^p
Commission finishing of broadwoven fabrics.....	61	110201	06/87	231.774	231.948	232.679	241.889	258.467
Commission finishing of cotton broadwoven fabrics.....	61	1102011	06/08	160.150	160.175	160.374	172.147	172.147
Other commission finishing of broadwoven fabrics (excl. cotton & wool).....	61	1102012	06/08	178.610	178.838	179.704	181.452	205.555
Commission knit or knit & finishing of weft & warp knit fabric.....	61	110204	12/94	121.078	122.389	123.759	123.759	131.363
Contract work on apparel.....	61	1103	06/87	137.775	139.738	139.738	139.738	139.738
Contract work on women's, girls' and infants' apparel.....	61	11031	12/11	109.728	109.727	109.727	109.727	109.727
Contract work on women's, girls', and infants' nontailored coats, jackets, & other outerwear.....	61	110313	06/07	106.699	106.699	106.699	106.699	106.699
Contract work on women's/girls'/infants' skirts, tailored suits/coats, underwear/nightwear, etc.....	61	110314	06/07	—	107.120	107.120	107.120	—
Contract work on men's and boys' (including unisex) apparel.....	61	11032	12/11	112.825	116.818	116.818	116.818	116.818
Contract work on men's and boys' pants, work apparel, and other outerwear.....	61	110321	06/07	105.936	111.223	111.223	111.223	111.223
Contract work on men's and boys' shirts, tailored suits/coats/jackets, & underwear/nightwear.....	61	110323	06/07	136.009	136.009	136.009	136.009	136.009
Contract & commission receipts for tanning or finishing leather owned by others.....	61	2	06/11	113.896	113.896	113.896	113.896	113.896
Contract & commission receipts for tanning or finishing leather owned by others.....	61	21	06/11	113.896	113.896	113.896	113.896	113.896
Contract and commission receipts for tanning or finishing leather owned by others.....	61	2101	12/97	150.178	150.178	150.178	150.178	150.178
Contract and commission receipts for tanning or finishing leather owned by others.....	61	210101	12/97	150.178	150.178	150.178	150.178	150.178
Construction (partial).....	80	—	06/09	138.791	139.342	139.623	143.937	144.882
New nonresidential building construction.....	80	1	06/09	143.336	143.829	144.242	149.689	150.608
New nonresidential building construction.....	80	11	06/09	143.336	143.829	144.242	149.689	150.608
New warehouse building construction.....	80	1101	12/04	195.379	194.797	195.013	207.357	207.956
New warehouse building construction.....	80	110101	12/04	195.379	194.797	195.013	207.357	207.956
New school building construction.....	80	1102	12/05	190.050	190.276	190.200	195.789	196.276
New school building construction.....	80	110201	12/05	190.050	190.276	190.200	195.789	196.276
New office building construction.....	80	1103	06/06	164.090	164.585	165.700	172.583	173.949
New office building construction.....	80	110301	06/06	164.090	164.585	165.700	172.583	173.949
New industrial building construction.....	80	1104	06/07	158.082	158.818	159.467	165.658	167.755
New industrial building construction.....	80	110401	06/07	158.082	158.818	159.467	165.658	167.755
New health care building construction.....	80	1105	06/12	131.885	133.074	133.155	137.035	137.475
New health care building construction.....	80	110501	06/12	131.885	133.074	133.155	137.035	137.475
Maintenance and repair of nonresidential buildings (partial).....	80	2	04/09	131.908	132.625	132.575	134.094	135.144
Maintenance and repair of nonresidential buildings (partial).....	80	21	04/09	131.908	132.625	132.575	134.094	135.144
Maintenance and repair of nonresidential buildings (partial).....	80	2101	04/09	131.908	132.625	132.575	134.094	135.144
Maintenance and repair of nonresidential buildings (partial).....	80	210101	04/09	131.908	132.625	132.575	134.094	135.144

¹ All indexes are subject to revision for 4 months after their originally scheduled publication to incorporate late reports and corrections by survey respondents.

² Due to incomplete coverage of the services sector, some services indexes in this table reflect only a portion of their wherever-provided output. These indexes are flagged using the term "partial" at the end of their titles. For more information regarding wherever-provided services indexes, go to <https://www.bls.gov/ppi/wepnotice.htm>. This webpage includes methodology documentation, a table identifying missing coverage areas for those indexes with incomplete coverage, and a concordance table between wherever-provided services indexes and Census product codes.

^p Preliminary

"—" Data not available.

Table 10. Producer price indexes and percentage changes for net output of selected industries and industry groups, not seasonally adjusted
[February 2022]

Title ¹	Index base	Industry code	Unadjusted index ²					Unadjusted 1-month percent change ²	Unadjusted 12-month percent change ²
			Oct. 2021	Nov. 2021 ^P	Dec. 2021 ^P	Jan. 2022 ^P	Feb. 2022 ^P	Jan. to Feb. ^P	Feb. 2021 to Feb. 2022 ^P
Total mining, utilities, and manufacturing industries.....	12/06	AMUM--	143.203	144.146	143.098	145.918	149.928	2.7	6.2
Total mining industries.....	12/84	OMIN--	244.336	247.230	226.784	229.240	271.684	18.5	36.8
Oil and gas extraction.....	12/85	211--	261.589	265.106	228.790	224.285	297.470	32.6	57.3
Mining (except oil & gas).....	12/03	212--	259.485	263.925	260.733	282.410	285.906	1.2	15.1
Mining support activities.....	06/09	213--	108.560	108.718	110.750	113.383	113.411	0.0	9.7
Utilities.....	12/03	221--	176.920	177.918	171.832	173.913	178.302	2.5	-39.2
Total manufacturing industries.....	12/84	OMFG--	225.478	227.086	226.511	231.142	236.843	2.5	16.6
Food mfg.....	12/84	311--	229.355	229.473	229.481	233.935	238.200	1.8	14.2
Beverage & tobacco mfg.....	12/03	312--	171.295	171.813	172.826	175.028	176.111	0.6	6.2
Textile mills.....	12/84	313--	155.448	157.431	159.441	161.804	165.221	2.1	18.4
Textile product mills.....	12/03	314--	148.750	149.474	149.889	148.366	148.943	0.4	7.1
Apparel manufacturing.....	12/03	315--	118.555	119.040	119.145	120.893	121.044	0.1	3.6
Leather and allied product manufacturing.....	12/84	316--	186.846	185.648	186.969	187.359	188.327	0.5	6.0
Wood product manufacturing.....	12/03	321--	182.915	185.721	195.148	213.411	219.609	2.9	23.0
Paper manufacturing.....	12/03	322--	162.983	164.665	166.060	167.730	169.087	0.8	15.4
Printing and related support activities.....	12/03	323--	128.213	132.323	133.428	135.086	138.304	2.4	12.9
Petroleum and coal products manufacturing.....	12/84	324--	347.477	349.255	329.699	347.847	331.776	11.5	54.0
Chemical mfg.....	12/84	325--	335.868	338.607	339.665	342.692	345.267	0.8	13.9
Plastics and rubber products mfg.....	12/84	326--	228.260	231.748	234.964	238.101	240.697	1.1	22.1
Nonmetallic mineral product mfg.....	12/84	327--	241.801	243.148	244.659	250.765	252.402	0.7	11.2
Primary metal mfg.....	12/84	331--	339.436	346.338	344.640	347.292	331.878	-4.4	47.0
Fabricated metal product mfg.....	12/84	332--	244.065	248.034	251.684	255.233	258.401	1.2	21.8
Machinery mfg.....	12/03	333--	153.259	154.474	155.924	158.234	159.798	1.0	10.9
Computer & electronic product mfg.....	12/03	334--	92.430	92.652	92.965	94.360	95.123	0.8	5.0
Electrical equipment, appliance & component mfg.....	12/03	335--	169.120	171.244	172.416	175.386	177.268	1.1	17.3
Transportation equipment mfg.....	12/03	336--	130.348	130.756	131.135	131.916	132.604	0.5	4.4
Furniture & related product mfg.....	12/84	337--	236.922	238.328	239.881	244.382	246.311	0.8	13.4
Miscellaneous mfg.....	12/03	339--	131.927	132.437	132.461	135.088	136.116	0.8	4.9
Material recyclers.....	12/86	429930	492.404	511.749	492.623	475.154	488.380	2.8	18.9
Total trade industries.....	12/06	ATRADE	159.128	159.698	159.417	161.516	162.703	0.7	12.6
Total wholesale trade industries.....	12/06	AWHLTR	165.590	166.471	165.588	168.735	169.356	0.4	12.8
Merchant wholesalers, durable goods.....	06/04	423--	179.704	180.595	179.406	185.226	186.346	0.6	16.2
Merchant wholesalers, nondurable goods.....	06/05	424--	178.066	178.916	178.114	178.512	178.453	0.0	8.4
Total retail trade industries.....	12/06	ARETTR	153.934	153.954	154.328	155.386	157.271	1.2	12.1
Motor vehicle and parts dealers.....	12/03	441--	197.920	199.838	201.276	202.057	200.833	-0.6	25.3
Furniture and home furnishings stores.....	12/03	442--	188.489	186.628	190.865	196.207	197.411	0.6	25.7
Electronics and appliance stores.....	12/03	443--	87.312	79.739	80.219	83.359	85.608	2.7	-5.2
Bldg material and garden equip and supp dealers.....	12/03	444--	198.340	191.199	196.283	209.243	220.804	5.5	17.1
Food and beverage stores.....	12/99	445--	216.483	216.265	217.707	224.301	221.931	-1.1	6.7
Health and personal care stores.....	12/03	446--	149.448	148.693	149.129	148.929	150.051	0.8	4.0
Gasoline stations.....	06/01	447--	140.089	150.905	159.730	146.237	144.733	-1.0	14.2
Clothing and clothing accessories stores.....	12/03	448--	149.540	153.367	147.964	133.277	138.994	4.3	6.7
Sporting goods hobby, book and music stores.....	12/03	451--	130.895	131.434	126.550	130.128	128.140	-1.5	10.0
General merchandise stores.....	12/03	452--	134.674	136.164	136.462	140.073	144.453	3.1	15.4
Office supplies, stationery and gift stores.....	12/03	4532--	162.747	162.319	159.932	166.731	166.672	0.0	10.3
Nonstore retailers.....	12/03	454--	180.785	175.034	176.230	178.261	178.033	-0.1	-0.5
Transportation and warehousing industries.....	12/06	ATRNRWR	150.266	153.366	155.814	156.244	157.457	0.8	15.7
Transportation industries.....	12/06	ATRANS	144.088	147.681	150.556	149.720	151.263	1.0	17.5
Air transportation.....	12/92	481--	210.712	220.712	229.391	217.607	218.081	0.2	18.3
Rail transportation.....	12/96	482--	211.843	213.261	214.164	217.054	217.609	0.3	8.2
Water transportation.....	12/03	483--	158.526	158.257	161.340	163.502	166.015	1.5	19.9
Truck transportation.....	12/03	484--	171.823	177.002	179.478	182.038	184.987	1.6	19.7
Pipeline transportation of crude oil.....	06/86	486110	288.908	288.908	288.908	288.908	288.988	0.0	2.5
Refined petroleum product pipeline transport.....	06/86	486910	218.345	218.345	218.345	219.260	219.260	0.0	0.7
Transportation support activities.....	12/03	488--	154.105	153.448	157.229	153.760	155.075	0.9	20.5
Delivery and warehouse industries.....	12/06	ADLVWR	178.150	178.557	178.907	185.731	185.330	-0.2	9.1
U.S. Postal Service.....	06/89	491--	257.916	257.916	257.916	255.602	255.602	0.0	5.5
Couriers and messengers.....	12/03	492--	260.666	263.079	262.241	279.672	281.954	0.8	10.8
Warehousing and storage.....	12/06	493--	121.009	119.271	122.188	130.779	125.442	-4.1	13.2
Services less trade, transportation, and warehousing ³	12/06	ATTDSV	129.876	130.643	130.738	131.947	131.700	-0.2	3.1
Information.....	12/06	AINFO-	106.567	106.693	106.705	107.068	106.733	-0.3	1.5

See footnotes at end of table.

Table 10. Producer price indexes and percentage changes for net output of selected industries and industry groups, not seasonally adjusted — Continued
[February 2022]

Title ¹	Index base	Industry code	Unadjusted index ²					Unadjusted 1-month percent change ²	Unadjusted 12-month percent change ²
			Oct. 2021	Nov. 2021 ^p	Dec. 2021 ^p	Jan. 2022 ^p	Feb. 2022 ^p	Jan. to Feb. ^p	Feb. 2021 to Feb. 2022 ^p
Information - Continued									
Publishing industries, except Internet.....	12/03	511--	119.476	119.537	118.862	120.583	118.976	-1.3	1.7
Broadcasting, except Internet.....	12/03	515--	128.750	132.856	133.689	132.449	131.986	-0.3	-1.6
Telecommunications.....	12/03	517--	102.535	102.138	102.367	102.749	102.957	0.2	1.5
Data processing and related services.....	12/03	5182--	111.779	111.773	111.745	110.736	111.231	0.4	-0.1
Internet publishing and web search portals.....	12/09	519130	90.264	90.551	90.865	90.523	90.020	-0.6	5.2
Selected health care industries.....									
Offices of physicians.....	12/06	ASHC--	134.148	134.305	134.457	135.631	135.804	0.1	2.0
Offices of dentists.....	12/96	6211--	142.945	143.312	143.497	143.127	143.372	0.2	1.0
Medical and diagnostic laboratories.....	06/10	6212--	123.275	123.275	123.275	125.864	126.969	0.9	3.9
Home health care services.....	12/03	6215--	103.817	103.785	103.759	103.761	103.733	0.0	-0.2
Blood and organ banks.....	12/96	6216--	152.128	152.253	152.253	154.101	154.144	0.0	2.6
Hospitals.....	06/06	621991	121.914	122.160	122.409	122.651	123.095	0.4	1.8
Nursing care facilities.....	12/92	622--	217.618	217.752	218.083	220.890	220.999	0.0	2.1
Residential developmental disability homes.....	12/03	6231--	163.172	163.640	163.618	164.112	164.106	0.0	1.2
Other selected services less trade, transportation, and warehousing industries.....	12/03	62321-	199.297	199.202	199.251	200.697	200.699	0.0	5.0
Other selected services less trade, transportation, and warehousing industries.....									
Depository credit intermediation.....	12/06	ASTDSV	133.635	134.815	134.938	136.396	136.022	-0.3	4.0
Security, commodity contracts and like activity.....	12/03	5221--	100.597	102.451	100.944	102.948	100.943	-1.9	1.5
Insurance carriers and related activities.....	12/03	523--	225.933	234.236	233.580	235.450	230.789	-2.0	5.0
Lessors of nonres bldg (exc miniwarehouse).....	12/03	524--	143.612	143.612	143.733	144.461	144.668	0.1	1.0
Lessors of miniwarehouse and self storage units.....	12/03	53112-	132.399	132.923	133.865	135.715	131.601	-3.0	2.0
Offices of real estate agents and brokers.....	12/03	53113-	167.159	167.700	169.701	170.079	171.961	1.1	14.4
Real estate property managers.....	12/03	5312--	172.635	173.093	173.544	175.110	176.433	0.8	10.7
Offices of real estate appraisers.....	12/03	53131-	122.183	122.446	123.162	123.627	125.389	1.4	6.1
Automotive equipment rental and leasing.....	12/03	531320	108.102	109.100	110.665	113.385	115.534	1.9	10.9
Other heavy machinery rental and leasing.....	06/01	5321--	156.753	154.496	152.038	145.284	146.884	1.1	16.3
Legal services.....	12/03	532412	122.168	122.623	122.990	123.447	124.058	0.5	4.4
Offices of certified public accountants.....	12/96	5411--	245.326	245.074	245.279	251.214	254.066	1.1	5.8
Other accounting services.....	12/03	541211	125.946	126.166	126.686	127.439	128.106	0.5	-0.4
Architectural, engineering and related services.....	12/03	541219	147.227	148.224	149.676	149.676	150.376	0.5	7.8
Management and technical consulting services.....	12/96	5413--	175.733	175.867	175.848	180.822	181.012	0.1	4.0
Advertising agencies.....	06/06	5416--	127.330	126.850	127.111	130.200	129.929	-0.2	3.3
Employment services.....	12/03	54181-	111.332	116.324	118.400	120.435	120.631	0.2	5.7
Travel agencies.....	12/96	5613--	151.774	153.107	154.534	155.759	155.631	-0.1	4.5
Security guards and patrol services.....	12/03	56151-	98.422	98.018	97.211	97.977	97.960	0.0	1.6
Janitorial services.....	12/04	561612	139.895	139.851	140.505	142.086	142.237	0.1	6.1
Waste collection.....	12/03	56172-	126.078	126.381	129.468	131.547	133.309	1.3	8.0
Amusement and theme parks.....	12/03	5621--	156.163	156.273	156.432	157.196	159.505	1.5	4.0
Golf courses and country clubs.....	06/06	71311-	191.588	197.174	199.985	197.103	198.601	0.8	5.8
Fitness and recreational sports centers.....	12/05	71391-	134.828	139.083	141.294	146.099	146.201	0.1	6.6
Accommodation.....	12/04	71394-	110.671	110.671	110.671	109.190	109.726	0.5	3.3
Commercial machinery repair and maintenance.....	12/96	721--	171.550	172.589	175.007	177.442	179.302	1.0	14.9
	06/06	8113--	152.729	152.992	152.992	156.546	160.028	2.2	10.7

¹ Indexes in this table are derived from the net-output-weighted industry price indexes. Because of differences in coverage and aggregation methodology, they will generally not match the movements of similarly titled indexes which are derived from traditional commodity groupings.

² All indexes are subject to revision for 4 months after their originally scheduled publication to incorporate late reports and corrections by survey respondents.

³ Formerly titled "Total traditional service industries."

p Preliminary

"-" Data not available.

Table 11. Producer price indexes for net output of selected industries and their products, not seasonally adjusted
[February 2022]

Title ¹	Industry code	Product code	Index base	Unadjusted index ²				
				Oct. 2021	Nov. 2021 ^P	Dec. 2021 ^P	Jan. 2022 ^P	Feb. 2022 ^P
Logging.....	1133		12/81	215.746	213.558	215.155	216.661	220.145
Logging.....	11331		12/81	215.746	213.557	215.154	216.661	220.145
Logging.....	113310		12/81	215.876	213.686	215.284	216.791	220.277
Primary products.....		113310-P	12/81	224.388	222.111	223.772	225.339	228.963
Secondary products and miscellaneous receipts.....		113310-SM						
Miscellaneous receipts.....		113310-M	06/86	184.493	186.015	186.603	189.685	–
Mining								
Total mining industries.....			12/84	244.336	247.230	226.784	229.240	271.684
Oil and gas extraction.....	211		12/85	261.589	265.106	228.790	224.285	297.470
Oil and gas extraction.....	2111		12/85	261.589	265.106	228.790	224.285	297.470
Crude petroleum and natural gas extraction.....	211111		06/02	262.600	268.444	231.994	222.007	305.161
Primary products.....		211111-P	06/84	231.305	236.453	204.347	195.550	268.794
Crude petroleum.....		211111-1	06/84	239.938	242.332	213.124	246.818	281.494
Natural gas (from the wellhead).....		211111-3	06/84	197.166	204.116	173.186	128.432	226.801
Natural gas liquids extraction.....	211112		06/02	251.207	243.046	208.140	231.071	253.036
Primary products.....		211112-P	06/02	250.078	241.954	207.204	230.033	251.899
Natural gas liquids.....		211112-1	06/84	305.946	275.725	231.974	264.705	285.767
Isopentane and natural gasoline.....		211112-11	06/84	325.042	310.489	289.018	332.979	369.245
Propane.....		211112-12	06/84	337.189	290.082	234.627	264.823	305.141
Butane.....		211112-13	06/84	299.283	266.704	227.675	263.887	279.240
Plant condensate, ethane, gas mixtures, and other natural gas liquids.....		211112-14	06/96	285.798	260.886	216.680	246.712	256.877
Residue gas shipped from natural gas liquids plants.....		211112-3	06/84	210.942	223.989	195.892	210.436	234.462
Mining (except oil & gas).....	212		12/03	259.485	263.925	260.733	282.410	285.906
Coal mining.....	2121		12/85	192.580	194.020	194.119	228.976	235.322
Coal mining.....	21211		12/01	207.480	209.031	209.138	246.692	253.529
Bituminous coal and lignite surface mining.....	212111		12/01	182.440	182.559	185.304	184.988	185.752
Primary products.....		212111-P	12/01	181.889	181.957	185.149	184.707	185.591
Raw bituminous coal and lignite from surface mining operations.....		212111-1	12/01	155.097	152.621	168.436	158.668	–
Raw bituminous coal and lignite from surface operations, for use without processing.....		212111-11	12/01	301.828	276.838	314.657	264.311	–
Processed bituminous coal and lignite from surface operations.....		212111-3	12/01	190.076	190.859	190.515	192.693	193.828
Processed bituminous coal and lignite from surface operations (wet-washing or other method).....		212111-31	12/01	156.966	156.376	156.973	162.556	162.556
Processed bituminous coal and lignite (mechanically crushed, screened, or sized only).....		212111-35	12/11	122.005	123.054	122.444	122.167	123.310
Bituminous coal underground mining.....	212112		12/01	224.351	227.774	223.785	315.081	330.484
Primary products.....		212112-P	12/01	224.417	227.900	223.841	315.987	331.599
Processed bituminous coal shipped from underground operations.....		212112-3	12/01	255.838	259.808	255.181	360.228	378.026
Processed bituminous coal washed by wet-washing, pneumatic, or other methods.....		212112-31	12/01	247.351	245.636	244.091	364.549	391.269
Processed bituminous coal mechanically crushed, screened, or sized only.....		212112-32	12/01	279.785	310.523	291.544	316.623	290.886
Secondary products and miscellaneous receipts.....		212112-SM						
Anthracite mining.....	212113		12/79	307.508	319.192	330.649	330.649	330.649
Primary products.....		212113-P	12/79	298.786	310.660	322.311	322.311	322.311
Processed anthracite.....		212113-3	12/79	362.840	379.911	394.159	394.159	394.159
Secondary products and miscellaneous receipts.....		212113-SM2						
Metal ore mining.....	2122		12/84	410.051	425.079	410.501	424.915	420.825
Iron ore mining.....	21221		12/84	187.637	189.599	187.592	186.718	186.718
Iron ore mining.....	212210		12/84	187.637	189.599	187.592	186.718	186.718
Primary products.....		212210-P	12/84	192.140	194.149	192.094	191.198	191.198
Iron ore (including crude, concentrates, agglomerates and pellets).....		212210-0	12/97	199.194	201.276	199.146	198.218	198.218
Copper, nickel, lead & zinc mining.....	21223		06/88	435.679	471.982	434.729	468.186	459.697
Copper, nickel, lead and zinc mining.....	212230		06/88	448.746	486.097	447.773	482.202	473.472
Primary products.....		212230-P	12/03	397.587	434.704	396.283	429.745	420.748
Secondary products and miscellaneous receipts.....		212230-SM						
Other metal ore mining.....	21229		12/85	898.446	898.446	898.446	898.446	–
Other metal ore mining.....	212290		12/85	2,965.754	2,965.754	2,965.754	2,965.754	–
Primary products.....		212290-P	12/03	2,291.234	2,291.234	2,291.234	2,291.234	–
Other metal ores, including uranium.....		212290-1	12/03	2,291.234	2,291.234	2,291.234	2,291.234	–
Secondary products and miscellaneous receipts.....		212290-SM2						
Nonmetallic mineral mining & quarrying.....	2123		12/84	310.481	311.983	312.230	323.404	329.570

See footnotes at end of table.

Table 11. Producer price indexes for net output of selected industries and their products, not seasonally adjusted — Continued
[February 2022]

Title ¹	Industry code	Product code	Index base	Unadjusted index ²				
				Oct. 2021	Nov. 2021 ^P	Dec. 2021 ^P	Jan. 2022 ^P	Feb. 2022 ^P
Stone mining & quarrying.....	21231		12/84	339.901	341.257	340.571	358.115	366.128
Dimension stone mining and quarrying.....	212311		06/85	265.554	265.554	265.554	274.812	274.812
Primary products.....		212311-P	06/85	251.943	251.943	251.943	262.175	262.175
Dimension stone.....		212311-0	06/85	251.943	251.943	251.943	262.175	262.175
Secondary products and miscellaneous receipts.....		212311-SM						
Crushed and broken limestone mining.....	212312		12/83	344.234	345.651	344.813	363.106	374.749
Primary products.....		212312-P	12/83	350.111	351.618	350.727	369.248	381.305
Crushed and broken limestone.....		212312-0	12/83	350.111	351.618	350.727	369.248	381.305
Secondary products and miscellaneous receipts.....		212312-SM						
Crushed and broken granite mining.....	212313		12/83	452.602	454.739	454.810	468.350	468.350
Primary products.....		212313-P	12/83	456.072	458.285	454.451	468.469	468.469
Crushed and broken granite.....		212313-0	12/83	456.072	458.285	454.451	468.469	468.469
Secondary products and miscellaneous receipts.....		212313-SM						
Other crushed and broken stone mining.....	212319		12/83	296.910	297.893	296.971	318.415	320.197
Primary products.....		212319-P	12/83	301.259	301.741	301.966	323.637	325.461
Bituminous limestone and sandstone, and other crushed and broken stone.....		212319-0	12/83	301.259	301.741	301.966	323.637	325.461
Secondary products and miscellaneous receipts.....		212319-SM						
Sand/gravel/clay/refractory minerals mining.....	21232		12/03	203.689	203.781	204.427	208.480	208.733
Construction sand and gravel mining.....	212321		06/82	422.911	423.607	424.100	431.232	431.253
Primary products.....		212321-P	06/82	431.360	431.665	432.124	438.963	438.763
Construction sand and gravel (run of pit/bank, washed, screened, etc).....		212321-0	06/82	431.360	431.665	432.124	438.963	438.763
Construction sand and gravel, Midwest.....		212321-02	12/12	160.062	160.269	160.009	163.184	163.160
Construction sand and gravel, West.....		212321-04	12/12	151.181	151.261	151.761	154.544	154.417
Secondary products and miscellaneous receipts.....		212321-SM						
Miscellaneous receipts.....		212321-M	06/82	413.081	413.081	413.081	418.526	437.103
Industrial sand mining.....	212322		06/82	277.056	277.056	277.056	282.992	283.973
Primary products.....		212322-P	06/82	280.766	280.766	280.766	286.781	287.776
Other industrial sand.....		212322-9	06/82	165.491	165.491	165.491	170.775	170.775
All other industrial sand.....		212322-92	12/12	150.895	150.895	150.895	155.713	155.713
Kaolin and ball clay mining.....	212324		06/84	231.883	231.883	231.883	240.276	240.276
Primary products.....		212324-P	06/84	229.989	229.989	229.989	238.314	238.314
Kaolin and ball clay.....		212324-0	06/84	229.989	229.989	229.989	238.314	238.314
Clay, ceramic, and refractory minerals mining.....	212325		06/84	222.198	220.183	227.463	232.696	234.647
Primary products.....		212325-P	06/84	226.784	224.660	232.129	237.516	239.503
Bentonite.....		212325-5	06/84	187.122	187.122	187.122	198.433	198.433
Secondary products and miscellaneous receipts.....		212325-SM						
Other nonmetallic mineral mining & quarrying.....	21239		12/84	245.820	249.257	250.170	256.180	266.289
Potash, soda, and borate mineral mining.....	212391		12/84	300.655	305.255	308.620	316.939	337.226
Primary products.....		212391-P	12/84	300.618	305.186	308.571	316.954	337.305
Sodium carbonate and sulfate.....		212391-3	12/84	207.953	206.846	211.887	222.086	228.005
Secondary products and miscellaneous receipts.....		212391-SM1						
Other chemical and fertilizer mineral mining.....	212393		12/89	209.320	212.846	208.506	212.735	212.735
Primary products.....		212393-P	12/89	203.716	207.225	203.695	207.905	207.905
Rock salt.....		212393-3	12/84	401.704	408.982	401.661	410.390	410.390
Secondary products and miscellaneous receipts.....		212393-SM						
All other nonmetallic mineral mining.....	212399		06/85	315.281	317.911	318.651	324.688	325.428
Primary products.....		212399-P	06/85	320.058	322.728	323.478	329.607	330.358
All other nonmetallic minerals.....		212399-A	06/85	320.058	322.728	323.478	329.607	330.358
Mining support activities.....	213		06/09	108.560	108.718	110.750	113.383	113.411
Mining support activities.....	2131		06/09	108.560	108.718	110.750	113.383	113.411
Mining support activities.....	21311		06/09	108.560	108.718	110.750	113.383	113.411
Drilling oil and gas wells.....	213111		12/85	326.367	330.128	339.845	356.507	358.113
Primary services.....		213111-P	12/85	324.150	327.885	337.536	354.085	355.680
Oil and gas well directional drilling control.....		213111-03	12/03	111.744	114.318	117.657	117.657	117.657
Drilling oil and gas wells, including drilling in, spudding in or tailing in.....		213111-04	12/85	312.006	315.809	326.609	345.450	347.460
Reworking oil and gas wells.....		213111-05	12/92	373.710	373.710	374.957	388.107	388.107
Support activities for oil and gas operations.....	213112		12/85	192.123	191.831	194.968	198.301	198.082
Primary services.....		213112-P	12/85	194.254	193.754	197.150	200.473	200.108
Oil and gas field support services.....		213112-0	12/85	194.254	193.754	197.150	200.473	200.108
Secondary products and miscellaneous receipts.....		213112-SM						
Support activities for coal mining.....	213113		06/85	199.645	199.651	200.602	201.967	201.967
Primary services.....		213113-P	06/85	201.371	201.377	202.336	203.712	203.712

See footnotes at end of table.

Table 11. Producer price indexes for net output of selected industries and their products, not seasonally adjusted — Continued
[February 2022]

Title ¹	Industry code	Product code	Index base	Unadjusted index ²				
				Oct. 2021	Nov. 2021 ^P	Dec. 2021 ^P	Jan. 2022 ^P	Feb. 2022 ^P
Support activities for coal mining - Continued								
Coal mining services.....		213113-0	06/85	201.371	201.377	202.336	203.712	203.712
Support activities for metal mining.....	213114		12/85	204.599	204.599	204.599	204.599	204.599
Primary services.....		213114-P	12/85	206.985	206.985	206.985	206.985	206.985
Metal mining services.....		213114-0	12/85	206.985	206.985	206.985	206.985	206.985
Support activities for nonmetallic minerals (except fuels) mining.....	213115		06/85	146.044	146.044	146.044	146.044	146.044
Primary services.....		213115-P	06/85	140.563	140.563	140.563	140.563	140.563
Nonmetallic minerals (except fuels) mining support activity.....		213115-0	06/85	140.563	140.563	140.563	140.563	140.563
Utilities.....	221		12/03	176.920	177.918	171.832	173.913	178.302
Electric power generation, transmission, and distribution.....	2211		12/03	174.986	171.801	165.114	168.414	174.785
Electric power generation.....	22111		12/03	190.983	180.424	163.217	167.404	168.074
Electric power generation.....	221110		12/03	190.963	180.405	163.201	167.386	168.056
Primary products.....		221110-P	12/03	194.144	183.163	165.509	170.272	170.721
Utilities.....		221110-4	12/03	202.074	189.182	172.998	178.252	181.747
Non-utilities.....		221110-5	12/03	168.342	160.337	142.756	146.579	143.827
Secondary products and miscellaneous receipts.....		221110-SM						
Electric power transmission, control, and distribution.....	22112		12/03	166.488	166.401	164.161	167.062	175.728
Electric bulk power transmission and control.....	221121		12/03	194.746	196.886	196.594	197.340	198.778
Primary products.....		221121-P	12/03	195.188	197.332	197.040	197.788	199.229
Electric bulk power transmission and control.....		221121-3	12/03	195.188	197.332	197.040	197.788	199.229
Electric power distribution.....	221122		12/03	165.560	165.388	163.066	166.046	175.016
Primary products.....		221122-P	12/90	192.577	191.183	190.270	198.390	202.760
Residential electric power.....		221122-41	12/90	189.460	188.770	189.358	195.242	197.677
New England.....		221122-411	12/90	171.995	171.995	171.995	187.469	187.640
Middle Atlantic.....		221122-412	12/90	158.118	154.704	159.042	173.027	176.281
East North Central.....		221122-413	12/90	185.785	186.517	185.947	184.538	188.449
West North Central.....		221122-414	12/90	151.838	151.757	149.462	149.560	149.841
South Atlantic.....		221122-415	12/90	175.329	176.596	177.390	181.722	182.519
East South Central.....		221122-416	12/90	206.995	209.446	213.407	215.307	211.333
West South Central.....		221122-417	12/90	202.991	198.728	196.465	199.970	211.075
Mountain.....		221122-418	12/90	162.837	158.074	157.981	158.899	160.197
Pacific.....		221122-419	12/90	263.850	265.011	265.296	278.757	278.814
Commercial electric power.....		221122-42	12/90	186.408	184.187	181.812	192.005	197.688
New England.....		221122-421	12/90	211.006	211.006	211.006	229.475	229.564
Middle Atlantic.....		221122-422	12/90	156.771	152.864	158.457	189.263	214.772
East North Central.....		221122-423	12/90	174.796	176.498	174.602	172.219	173.772
West North Central.....		221122-424	12/90	145.356	144.874	141.605	142.293	143.894
South Atlantic.....		221122-425	12/90	147.396	147.464	148.519	153.991	154.203
East South Central.....		221122-426	12/90	188.103	184.547	190.541	193.614	190.017
West South Central.....		221122-427	12/90	207.370	196.497	195.239	197.802	199.937
Mountain.....		221122-428	12/90	136.335	133.624	134.020	135.464	137.180
Pacific.....		221122-429	12/90	289.046	287.922	257.997	271.177	271.339
Industrial electric power.....		221122-43	12/90	213.345	211.864	210.082	219.658	226.294
New England.....		221122-431	12/90	129.233	134.149	144.382	218.055	209.294
Middle Atlantic.....		221122-432	12/90	189.569	186.110	192.290	201.754	216.311
East North Central.....		221122-433	12/90	283.826	286.798	282.983	284.191	299.162
West North Central.....		221122-434	12/90	170.142	163.371	164.029	162.782	167.751
South Atlantic.....		221122-435	12/90	146.773	147.709	148.427	149.991	150.304
East South Central.....		221122-436	12/90	176.889	176.027	179.084	183.920	183.448
West South Central.....		221122-437	12/90	243.764	244.723	244.461	246.083	249.076
Mountain.....		221122-438	12/90	192.854	182.618	173.287	173.420	198.601
Pacific.....		221122-439	12/90	253.065	249.663	228.897	240.152	240.453
Transportation electric power.....		221122-45	12/10	117.873	117.556	118.331	122.635	129.096
Secondary products and miscellaneous receipts.....		221122-SM						
Miscellaneous receipts.....		221122-M	12/90	187.782	187.899	187.558	189.390	189.390
Natural gas distribution.....	2212		12/03	163.681	181.015	178.015	175.051	171.077
Natural gas distribution.....	22121		12/03	163.681	181.015	178.015	175.051	171.077
Natural gas distribution.....	221210		12/03	163.633	180.975	177.973	174.998	171.022
Primary products.....		221210-P	12/90	269.466	299.741	294.464	288.138	281.152
Natural gas to ultimate consumers.....		221210-11	12/90	269.933	304.506	298.279	288.759	280.332
Residential natural gas.....		221210-112	12/90	258.491	264.918	265.475	267.338	267.874
New England residential natural gas.....		221210-1121	06/12	128.031	155.765	158.226	155.248	154.817
Middle Atlantic residential natural gas.....		221210-1122	06/12	136.606	136.533	139.571	140.192	140.792
East North Central residential natural gas.....		221210-1123	06/12	150.206	152.914	148.107	144.837	149.515

See footnotes at end of table.

Table 11. Producer price indexes for net output of selected industries and their products, not seasonally adjusted — Continued
 [February 2022]

Title ¹	Industry code	Product code	Index base	Unadjusted index ²				
				Oct. 2021	Nov. 2021 ^P	Dec. 2021 ^P	Jan. 2022 ^P	Feb. 2022 ^P
Natural gas distribution - Continued								
West North Central residential natural gas.....		221210-1124	06/12	144.087	142.489	148.241	145.727	145.397
South Atlantic residential natural gas.....		221210-1125	06/12	131.390	132.284	130.182	127.300	128.370
East South Central residential natural gas.....		221210-1126	06/12	118.926	128.219	132.026	133.902	133.199
West South Central residential natural gas.....		221210-1127	06/12	176.951	186.275	185.079	187.997	194.651
Mountain residential natural gas.....		221210-1128	06/12	144.416	148.715	149.493	151.592	153.908
Pacific residential natural gas.....		221210-1129	06/12	156.084	157.169	159.791	174.121	162.494
Commercial natural gas.....		221210-113	12/90	254.684	267.150	266.704	270.041	268.455
New England commercial natural gas.....		221210-1131	06/12	126.443	159.433	162.972	159.999	159.874
Middle Atlantic commercial natural gas.....		221210-1132	06/12	127.616	127.874	129.078	129.634	130.262
East North Central commercial natural gas.....		221210-1133	06/12	151.981	158.112	154.114	152.129	158.525
West North Central commercial natural gas.....		221210-1134	06/12	160.649	156.584	157.959	151.387	151.882
South Atlantic commercial natural gas.....		221210-1135	06/12	130.167	132.855	128.468	128.380	129.127
East South Central commercial natural gas.....		221210-1136	06/12	125.364	131.734	132.738	131.038	133.117
West South Central commercial natural gas.....		221210-1137	06/12	193.089	214.232	209.386	208.299	211.947
Mountain commercial natural gas.....		221210-1138	06/12	142.471	147.809	148.541	151.159	145.863
Pacific commercial natural gas.....		221210-1139	06/12	168.403	180.404	187.964	212.514	191.476
Industrial natural gas.....		221210-114	12/90	222.211	231.170	227.237	218.480	235.412
New England industrial natural gas.....		221210-1141	09/16	124.080	162.420	166.862	161.970	160.956
Middle Atlantic industrial natural gas.....		221210-1142	09/16	159.062	160.063	158.056	152.012	154.991
East North Central industrial natural gas.....		221210-1143	06/12	164.874	170.236	167.776	170.943	174.829
West North Central industrial natural gas.....		221210-1144	06/12	149.133	147.801	156.922	150.025	148.710
South Atlantic industrial natural gas.....		221210-1145	09/16	144.827	148.104	149.494	145.222	145.454
East South Central industrial natural gas.....		221210-1146	09/16	125.334	140.910	144.565	142.546	142.235
West South Central industrial natural gas.....		221210-1147	09/16	184.738	190.941	175.012	153.763	194.578
Mountain industrial natural gas.....		221210-1148	09/16	118.991	127.695	128.463	129.795	130.026
Pacific industrial natural gas.....		221210-1149	09/16	110.929	116.183	120.519	123.231	126.239
To electric power.....		221210-115	12/90	254.210	323.675	309.109	284.808	262.605
Delivered to ultimate consumers for the account of others (transportation only).....		221210-12	12/90	233.996	237.080	237.643	249.547	251.290
Industrial consumer.....		221210-122	12/90	213.082	215.243	215.632	235.849	237.379
Other consumers.....		221210-123	12/90	496.535	503.939	505.296	518.101	521.876
Secondary products and miscellaneous receipts.....		221210-SM						
Miscellaneous receipts.....		221210-M	12/90	191.880	194.943	195.331	194.795	195.235
Construction industries								
New industrial building construction.....	236211		06/07	157.699	158.436	159.085	165.252	167.345
Primary products.....		236211-P	06/07	157.699	158.436	159.085	165.252	167.345
New warehouse building construction.....	236221		12/04	195.694	195.096	195.304	207.811	208.417
Primary products.....		236221-P	12/04	195.694	195.096	195.304	207.811	208.417
New school building construction.....	236222		12/05	190.069	190.295	190.215	195.784	196.272
Primary products.....		236222-P	12/05	190.069	190.295	190.215	195.784	196.272
New office building construction.....	236223		06/06	165.713	166.298	167.490	173.945	175.545
Primary products.....		236223-P	06/06	165.713	166.298	167.490	173.945	175.545
New health care building construction.....	236224		06/12	131.881	133.069	133.150	137.033	137.473
Primary products.....		236224-P	06/12	131.881	133.069	133.150	137.033	137.473
Concrete contractors, nonresidential building work.....	23811X		12/07	161.555	161.652	161.966	164.569	164.930
Primary products.....		23811X-P	12/07	161.555	161.652	161.966	164.569	164.930
Roofing contractors, nonresidential building work.....	23816X		12/07	155.002	155.649	156.401	163.048	163.892
Primary products.....		23816X-P	12/07	155.002	155.649	156.401	163.048	163.892
Electrical contractors, nonresidential building work.....	23821X		12/07	143.193	144.408	144.617	146.520	147.500
Primary products.....		23821X-P	12/07	143.193	144.408	144.617	146.520	147.500
Plumbing, heating and air-conditioning contractors, nonresidential building work.....	23822X		12/07	147.623	148.844	149.213	150.481	151.295
Primary products.....		23822X-P	12/07	147.623	148.844	149.213	150.481	151.295
Manufacturing								
Total manufacturing industries.....			12/84	225.478	227.086	226.511	231.142	236.843
Food mfg.....	311		12/84	229.355	229.473	229.481	233.935	238.200
Animal food mfg.....	3111		12/03	190.064	190.982	193.113	196.833	200.749
Animal food mfg.....	31111		12/03	191.158	192.082	194.224	197.966	201.904
Dog and cat food manufacturing.....	311111		12/85	243.800	244.052	244.959	247.948	251.583
Primary products.....		311111-P	12/85	247.342	247.636	247.911	250.169	254.404
Dog food.....		311111-1	12/85	261.524	261.849	262.165	265.206	266.693
Canned dog food.....		311111-11	12/98	178.686	178.686	178.506	178.981	178.981
Dry and semi moist dog food.....		311111-14	12/11	124.404	124.620	124.880	126.771	127.760
Cat food.....		311111-4	12/85	224.396	224.629	224.822	225.378	236.048

See footnotes at end of table.

Table 11. Producer price indexes for net output of selected industries and their products, not seasonally adjusted — Continued
[February 2022]

Title ¹	Industry code	Product code	Index base	Unadjusted index ²				
				Oct. 2021	Nov. 2021 ^P	Dec. 2021 ^P	Jan. 2022 ^P	Feb. 2022 ^P
Dog and cat food manufacturing - Continued								
Canned cat food.....		311111-44	12/11	132.592	132.592	132.592	132.648	141.548
Dry and semi moist cat food.....		311111-45	12/98	191.658	192.175	192.603	193.708	196.820
Secondary products and miscellaneous receipts.....		311111-SM						
Miscellaneous receipts.....		311111-M1	12/10	132.862	132.862	135.762	140.190	140.190
Other animal food manufacturing.....	311119		12/80	218.539	220.187	223.803	229.222	234.613
Primary products.....		311119-P	12/80	213.426	215.182	218.761	224.345	229.819
Complete swine feed, supplements, concentrates, and premixes.....		311119-B	12/11	136.263	138.882	142.534	146.763	148.507
Complete beef cattle feed, supplements, concentrates, and premixes.....		311119-H	12/11	117.837	119.322	121.229	123.811	125.204
Poultry, exc. chicken and turkey, and livestock, exc. cattle and swine, feed.....		311119-N	12/80	309.316	317.144	319.365	323.458	325.715
Pet (excluding dog and cat), laboratory, and fur animal feed.....		311119-R	06/91	225.542	226.610	228.456	231.906	232.532
Chicken and turkey feed, supplements, concentrates, and premixes.....		311119-I	12/80	171.776	171.692	174.755	180.719	187.498
Complete dairy cattle feed, supplements, concentrates, and premixes.....		311119-5	12/11	114.022	115.481	117.290	119.536	123.492
Other prepared animal feeds, including feeding materials and adjuncts.....		311119-9	12/80	267.556	266.319	270.382	276.449	281.815
Secondary products and miscellaneous receipts.....		311119-SM						
Miscellaneous receipts.....		311119-M	12/80	245.241	244.822	246.460	248.428	251.677
Secondary products.....		311119-S	12/80	324.545	325.297	340.059	342.386	345.382
Grain & oilseed milling.....	3112		12/03	174.800	175.210	173.668	176.400	181.668
Flour milling & malt mfg.....	31121		12/03	193.639	196.085	197.704	196.957	200.858
Flour milling.....	311211		06/83	231.666	235.149	237.533	235.876	239.191
Primary products.....		311211-P	06/83	234.814	238.358	240.565	238.517	242.058
Prepared flour mixes, including refrigerated and frozen doughs and batters, made in flour mills.....		311211-A	06/83	219.096	219.341	219.453	221.819	222.199
Wheat flour (except flour mixes), made in flour mills.....		311211-1	06/83	257.586	262.733	264.082	260.384	263.866
Wheat mill products, except flour.....		311211-4	06/83	134.673	133.067	134.429	131.405	132.098
Corn mill products.....		311211-7	06/83	186.161	187.200	191.416	193.688	197.662
Other grain mill products.....		311211-9	06/83	313.129	316.397	328.636	330.935	343.546
Secondary products and miscellaneous receipts.....		311211-SM						
Miscellaneous receipts.....		311211-M	06/92	169.970	173.920	175.984	183.206	182.754
Rice milling.....	311212		06/84	197.552	199.013	199.848	200.954	209.446
Primary products.....		311212-P	06/84	196.763	198.227	199.071	200.169	208.754
Milled rice and byproducts.....		311212-0	12/03	189.481	190.890	191.703	192.760	201.028
Milled rice (incl second heads, screenings, brewers, bran, sharps, rice flour, and byproducts).....		311212-04	06/03	224.734	227.224	227.177	227.269	229.541
Head rice not packaged with other ingredients.....		311212-06	12/11	109.959	110.676	111.199	111.901	118.113
Secondary products and miscellaneous receipts.....		311212-SM						
Malt manufacturing.....	311213		06/85	166.758	166.835	166.521	167.328	169.960
Primary products.....		311213-P	06/85	163.768	163.851	163.516	164.308	166.892
Malt and malt byproducts.....		311213-0	06/85	163.768	163.851	163.516	164.308	166.892
Secondary products and miscellaneous receipts.....		311213-SM1						
Starch & vegetable fats & oils mfg.....	31122		12/03	178.544	178.359	174.730	179.086	185.988
Wet corn milling.....	311221		06/85	222.243	216.131	216.752	221.713	225.009
Primary products.....		311221-P	06/85	237.405	228.991	229.592	234.433	245.964
Wet process corn byproducts.....		311221-A	06/85	272.312	270.366	262.285	276.884	290.193
Corn sweeteners, made by wet milling.....		311221-1	06/85	218.396	198.801	202.078	203.835	216.915
Manufactured starch, made by wet milling.....		311221-4	06/85	261.250	255.267	256.051	257.944	287.401
Secondary products and miscellaneous receipts.....		311221-SM						
Soybean and other oilseed processing.....	311224		12/11	106.386	106.880	105.085	107.408	110.380
Primary products.....		311224-P	12/11	98.638	99.219	97.341	100.256	102.899
Cottonseed cake, meal, hulls, and other byproducts.....		311224-B	06/85	498.299	510.171	527.555	532.873	532.397
Cottonseed cake and meal.....		311224-B1	12/11	98.155	101.529	106.171	107.803	107.266
Soybean oil.....		311224-3	12/79	235.275	234.343	218.022	220.223	231.460
Crude soybean oil, degummed, made from soybeans crushed in the same establishment.....		311224-31	05/88	184.000	186.091	184.476	180.830	180.072
Soybean oil, all other types.....		311224-32	12/03	305.873	302.618	273.318	280.070	301.599
Soybean cake, meal, and other byproducts.....		311224-4	12/79	122.508	122.675	123.506	129.698	131.317
Soybean cake and meal.....		311224-41	12/09	84.934	85.020	86.397	90.334	91.608
Other soybean products, including isolates and concentrates.....		311224-42	12/09	162.542	163.402	147.287	163.152	162.049
Cotton linters.....		311224-7	06/85	102.132	103.964	122.495	126.232	152.220
Other crude and refined vegetable oils and other vegetable mill products.....		311224-9	12/11	173.679	186.001	193.933	196.544	196.154
Other crude vegetable oils, including linseed, peanut, sunflower, safflower, etc.....		311224-91	01/99	332.075	363.851	383.449	386.247	387.680
Other vegetable oil mill products, including all oil seed cake and meal.....		311224-93	12/85	295.728	293.074	291.188	289.806	296.915
Secondary products and miscellaneous receipts.....		311224-SM						
Miscellaneous products.....		311224-M	12/11	92.971	83.586	87.742	90.256	92.351
Fats and oils refining and blending.....	311225		12/81	350.757	354.161	338.760	349.932	375.886

See footnotes at end of table.

Table 11. Producer price indexes for net output of selected industries and their products, not seasonally adjusted — Continued
[February 2022]

Title ¹	Industry code	Product code	Index base	Unadjusted index ²				
				Oct. 2021	Nov. 2021 ^P	Dec. 2021 ^P	Jan. 2022 ^P	Feb. 2022 ^P
Fats and oils refining and blending - Continued								
Primary products.....		311225-P	12/81	380.335	383.846	367.573	383.036	413.991
Shortening and cooking oils.....		311225-2	12/81	368.444	371.735	354.436	370.789	404.333
Margarine, butter blends, and butter substitutes.....		311225-4	02/04	136.623	138.225	137.098	138.429	138.605
Secondary products and miscellaneous receipts.....		311225-SM						
Secondary products.....		311225-S	02/04	138.762	141.629	130.428	121.891	—
Breakfast cereal manufacturing.....	31123		12/03	138.577	138.545	140.146	141.853	143.051
Breakfast cereal manufacturing.....	311230		12/83	230.502	230.448	233.110	235.950	237.942
Primary products.....		311230-P	12/83	243.640	243.574	243.585	243.624	246.075
Breakfast cereal.....		311230-1	12/83	242.389	242.323	242.335	242.373	244.812
Secondary products and miscellaneous receipts.....		311230-SM						
Sugar & confectionery product mfg.....	3113		12/84	219.339	221.561	222.518	224.214	226.137
Sugar mfg.....	31131		12/03	161.794	162.369	164.575	163.512	166.145
Beet sugar manufacturing.....	311313		06/82	163.958	163.934	166.975	166.688	168.573
Primary products.....		311313-P	06/82	167.757	167.732	170.489	170.376	172.176
Beet sugar.....		311313-0	06/82	170.567	170.541	173.345	173.230	175.060
Secondary products and miscellaneous receipts.....		311313-SM1						
Cane sugar manufacturing.....	311314		12/11	100.675	101.268	102.328	101.363	103.302
Primary products.....		311314-P	12/11	100.636	101.253	102.385	101.401	103.365
Raw cane sugar and sugarcane mill products and byproducts.....		311314-1	06/82	180.265	181.582	184.236	179.467	185.123
Refined granulated cane sugar and byproducts.....		311314-3	06/82	222.313	223.501	225.488	225.780	228.366
Secondary products and miscellaneous receipts.....		311314-SM						
Nonchocolate confectionery mfg.....	31134		12/03	159.441	162.955	163.830	164.586	165.574
Nonchocolate confectionery manufacturing.....	311340		12/03	159.393	162.905	163.781	164.537	165.525
Primary products.....		311340-P	12/03	160.532	164.211	164.880	165.564	166.326
Nonchocolate-type confectioneries, made and packaged for shipment.....		311340-1	06/83	242.017	245.193	246.400	247.888	249.349
Other confectionery-type products.....		311340-7	06/91	199.241	200.588	204.147	204.147	206.949
Secondary products and miscellaneous receipts.....		311340-SM						
Secondary products.....		311340-S	12/03	166.877	168.348	171.049	172.562	175.561
Chocolate and confectionery manufacturing.....	31135		12/11	109.765	110.631	110.397	112.420	113.010
Chocolate and confectionery mfg. from cacao.....	311351		12/11	120.132	121.161	120.182	124.422	125.626
Primary products.....		311351-P	12/11	117.999	119.141	118.055	122.757	124.093
Chocolate/chocolate-type confectionery prods., cacao beans.....		311351-4	12/11	121.365	121.365	121.365	121.365	—
Other chocolate and cocoa products, made from cacao beans.....		311351-7	12/11	108.997	111.641	109.398	117.552	117.856
Secondary products and miscellaneous receipts.....		311351-SM1						
Confectionery mfg. from purchased chocolate.....	311352		12/11	105.333	106.132	106.216	107.298	107.624
Primary products.....		311352-P	12/11	105.707	106.568	106.651	107.882	108.079
Chocolate/confectionery products, made from purchased chocolate, not retailed.....		311352-1	12/11	104.263	105.178	105.266	106.574	106.784
Chocolate/confectionery products, made from purchased chocolate, retailed.....		311352-2	12/11	130.212	130.212	130.212	130.212	130.212
Secondary products and miscellaneous receipts.....		311352-SM						
Miscellaneous receipts.....		311352-M	12/11	126.845	126.845	126.845	126.845	127.882
Secondary products.....		311352-S	12/11	—	95.193	95.307	95.690	96.703
Fruit & vegetable preserving & specialty food mfg.....	3114		12/84	200.000	200.320	201.445	205.176	209.115
Frozen food manufacturing.....	31141		12/03	141.474	141.968	142.475	144.787	150.687
Frozen fruit and vegetable manufacturing.....	311411		06/81	265.759	266.241	267.269	271.581	272.305
Primary products.....		311411-P	06/81	239.726	241.045	241.663	244.400	245.423
Frozen fruits, juices, ades, drinks, and cocktails.....		311411-1	06/81	226.829	229.222	229.899	230.053	230.270
Frozen fruits.....		311411-11	12/90	300.819	303.299	303.065	303.425	303.932
Frozen vegetables.....		311411-4	06/81	253.576	254.580	255.202	258.930	260.268
Frozen vegetables, other than potato products.....		311411-47	12/11	121.656	122.248	123.182	126.185	128.504
Frozen potato products (French-fried, patties, puffs, etc.).....		311411-48	12/11	110.649	111.008	110.827	111.587	110.973
Secondary products and miscellaneous receipts.....		311411-SM						
Miscellaneous receipts.....		311411-M	06/97	302.223	287.366	294.823	322.853	317.629
Frozen specialty food manufacturing.....	311412		12/82	165.390	166.219	166.766	169.457	181.618
Primary products.....		311412-P	12/82	168.207	169.312	169.843	172.562	185.572
Frozen dinners (beef, pork, and poultry pies) and nationality foods, incl. frozen pizza.....		311412-1	12/82	157.413	158.304	158.945	161.938	162.458
Other frozen specialties, incl. all whipped topping, waffles, soups, etc., excluding seafood.....		311412-4	06/91	161.389	163.179	162.953	163.260	235.489
Secondary products and miscellaneous receipts.....		311412-SM						
Secondary products.....		311412-S	12/82	159.511	154.172	155.522	156.967	157.278
Fruit & vegetable canning, pickling & drying.....	31142		12/03	156.817	156.872	157.967	161.146	161.914
Fruit and vegetable canning.....	311421		06/81	228.935	229.060	231.726	235.349	236.377

See footnotes at end of table.

Table 11. Producer price indexes for net output of selected industries and their products, not seasonally adjusted — Continued
 [February 2022]

Title ¹	Industry code	Product code	Index base	Unadjusted index ²				
				Oct. 2021	Nov. 2021 ^P	Dec. 2021 ^P	Jan. 2022 ^P	Feb. 2022 ^P
Fruit and vegetable canning - Continued								
Primary products.....		311421-P	06/81	229.668	229.662	232.481	236.055	236.136
Canned catsup and other tomato based sauces.....		311421-D	06/81	192.894	192.375	195.314	198.273	200.681
Canned jams, jellies, and preserves.....		311421-G	06/81	218.506	237.761	237.775	237.654	237.741
Canned and fresh fruit juices, nectars, and concentrates.....		311421-K	12/11	113.749	113.188	113.786	117.571	114.549
Pickles and other pickled products, including horseradish.....		311421-Q	06/81	270.935	270.935	291.170	291.688	291.688
Canned fruits, excluding baby foods.....		311421-1	06/81	268.536	267.239	268.844	269.998	277.894
Canned vegetables.....		311421-5	06/81	236.210	237.562	237.381	239.322	239.624
Secondary products and miscellaneous receipts.....		311421-SM						
Miscellaneous receipts.....		311421-M	06/81	133.316	131.142	130.190	121.880	139.525
Secondary products.....		311421-S	06/81	262.281	265.368	267.762	278.115	283.331
Specialty canning.....	311422		12/82	258.606	258.582	258.820	269.325	270.303
Primary products.....		311422-P	12/82	270.714	270.679	271.030	276.450	277.894
Canned baby foods and other canned specialty/nationality foods.....		311422-5	06/08	119.480	119.818	119.098	125.083	125.083
Canned soups and stews, excluding frozen and seafood.....		311422-6	12/82	351.145	350.854	352.021	358.788	358.789
Canned dry beans.....		311422-7	12/82	175.750	175.750	175.750	175.750	180.528
Secondary products and miscellaneous receipts.....		311422-SM						
Secondary products.....		311422-S	12/82	208.613	208.613	208.613	227.572	227.572
Dried and dehydrated food manufacturing.....	311423		12/82	257.179	257.256	257.151	258.809	260.834
Primary products.....		311423-P	12/82	270.668	270.767	270.632	270.632	273.233
Soup mixes (including dried/dehydrated/freeze-dried) and bouillon.....		311423-1	12/82	—	—	—	—	208.866
Dried and dehydrated fruits and vegetables, including freeze-dried.....		311423-5	12/82	256.304	256.443	256.253	256.253	259.807
Secondary products and miscellaneous receipts.....		311423-SM						
Secondary products.....		311423-S	12/82	—	—	—	—	203.001
Dairy product mfg.....	3115		12/84	213.066	215.801	220.434	227.924	233.499
Dairy product (except frozen) mfg.....	31151		12/03	152.358	154.398	157.977	163.624	167.738
Fluid milk manufacturing.....	311511		12/82	253.059	257.932	263.524	266.533	276.037
Primary products.....		311511-P	12/82	235.232	240.369	245.941	248.182	256.688
Yogurt, except frozen.....		311511-A	12/82	156.890	157.097	157.339	157.565	158.053
Perishable dairy product substitutes.....		311511-D	12/91	170.241	170.241	170.241	155.350	155.350
Fluid milk and cream, bulk sales.....		311511-1	12/91	180.383	186.837	196.189	202.971	218.054
Fluid milk and related products, packaged (incl. cartons, bottles, cans, etc.) excl. U.H.T.....		311511-5	12/82	250.628	257.528	263.946	267.741	277.708
Whole fluid milk, packaged, excluding U.H.T. and flavored.....		311511-51	12/82	233.627	239.966	246.675	250.142	261.078
Fluid milk, lowfat, incl. 2.0, 1.0, and 0.5 percent packaged, excl. U.H.T. and flavored.....		311511-52	12/82	265.102	273.789	279.919	282.352	290.329
Fat free or skim milk, packaged, excluding U.H.T. and flavored.....		311511-53	12/82	278.068	287.792	293.000	294.074	297.897
Other fluid milk related products, incl. heavy & light cream, unflavored sour cream, etc.....		311511-59	06/98	192.068	194.010	199.797	207.273	220.323
Cottage cheese (including bakers', pot, and farmers' cheese).....		311511-7	12/82	275.106	281.253	287.413	292.107	299.256
Other packaged milk products incl. flavored milks, eggnog, buttermilk etc.....		311511-9	12/91	240.178	243.842	250.262	253.476	260.359
Secondary products and miscellaneous receipts.....		311511-SM						
Miscellaneous receipts.....		311511-M	12/82	378.501	384.668	392.772	403.486	424.746
Secondary products.....		311511-S	12/82	222.769	223.475	225.933	228.863	235.443
Creamery butter manufacturing.....	311512		06/84	123.397	138.943	145.874	191.408	196.457
Primary products.....		311512-P	06/84	121.488	136.793	143.617	188.447	193.417
Creamery butter.....		311512-0	06/84	121.488	136.793	143.617	188.447	193.417
Cheese manufacturing.....	311513		06/81	193.117	191.521	195.574	199.981	201.654
Primary products.....		311513-P	06/81	175.928	174.060	177.845	182.110	182.417
Raw liquid whey.....		311513-A	12/04	240.440	244.214	254.188	261.002	276.687
Natural cheese (cheddar, Swiss, Italian, brick, cream, grated, dried etc.) excl. cottage cheese.....		311513-1	06/81	165.847	164.264	167.601	172.051	170.981
Natural cheese, except lowfat, shipped in consumer packages or containers (3 lbs. or less).....		311513-1111	12/04	129.879	129.904	130.019	131.326	133.073
Natural cheese, except lowfat, shipped in packages or containers (more than 3 lbs.) or bulk.....		311513-1121	12/04	111.172	109.266	113.080	117.873	115.391
Lowfat natural cheese, except cottage cheese, shipped in consumer packages (3 lbs. or less).....		311513-1131	06/10	107.040	107.023	107.314	107.479	108.038
Lowfat natural cheese, except cottage cheese, shipped in packages (more than 3 lbs.) or in bulk.....		311513-1141	06/10	124.407	121.485	128.308	131.766	128.744
Process cheese and related products.....		311513-4	06/81	178.206	175.172	180.266	182.698	189.393
Process cheese, shipped in consumer packages or containers (3 lbs. or less)...		311513-41	06/10	122.420	119.522	121.323	123.917	126.933
All other process cheese and related products.....		311513-49	06/10	128.406	126.943	132.121	133.053	139.282
Process cheese, shipped in packages or containers (more than 3 lbs.) or in bulk.....		311513-4921	06/10	115.982	121.027	126.465	123.478	131.111
Cheese food, spread, and other related products.....		311513-4961	12/11	113.472	106.000	109.837	114.378	117.934
Secondary products and miscellaneous receipts.....		311513-SM						
Miscellaneous receipts.....		311513-M	06/81	222.826	223.566	227.214	229.845	237.721
Secondary products.....		311513-S	06/81	241.447	242.761	247.299	251.121	263.413

See footnotes at end of table.

Table 11. Producer price indexes for net output of selected industries and their products, not seasonally adjusted — Continued
[February 2022]

Title ¹	Industry code	Product code	Index base	Unadjusted index ²				
				Oct. 2021	Nov. 2021 ^P	Dec. 2021 ^P	Jan. 2022 ^P	Feb. 2022 ^P
Dry, condensed, and evaporated dairy products.....	311514		12/83	197.885	202.359	207.427	220.768	227.758
Primary products.....		311514-P	12/83	235.236	239.174	242.766	254.924	257.898
Ice cream mixes and related products.....		311514-A	04/00	130.232	131.568	133.859	139.018	151.269
Dairy product substitutes.....		311514-D	06/92	161.904	167.026	167.052	167.058	170.453
Dry milk products and mixtures.....		311514-1	12/83	218.858	222.892	227.788	230.049	231.498
Milk products, shipped in consumer-type cans, excluding substitutes.....		311514-5	12/83	288.230	288.955	289.417	339.077	343.187
Concentrated milk products shipped in bulk (barrels, drums, and tanks).....		311514-7	12/83	149.424	156.996	162.902	178.996	181.807
Secondary products and miscellaneous receipts.....		311514-SM						
Secondary products.....		311514-S	12/83	92.190	96.910	103.914	—	130.631
Ice cream and frozen dessert mfg.....	31152		12/03	150.848	152.006	152.230	154.277	156.853
Ice cream and frozen dessert manufacturing.....	311520		06/83	242.381	244.242	244.603	247.892	252.031
Primary products.....		311520-P	06/83	244.601	246.263	246.394	249.826	254.286
Ice cream and frozen dessert manufacturing.....		311520-0	06/83	244.601	246.263	246.394	249.826	254.286
Ice cream, incl. custards (excl. lowfat and nonfat) shipped in bulk (containers 3 gal or more).....		311520-01	06/83	253.173	255.520	254.843	265.371	269.192
Ice cream, incl. custards (excl. lowfat and nonfat) shipped in sizes less than 3 gallons.....		311520-02	06/83	246.192	247.044	246.992	248.764	249.545
Ice cream, including custards (excluding lowfat and nonfat), novelty forms.....		311520-03	06/92	177.510	177.851	178.466	183.774	187.573
Ice cream, including custards, lowfat and nonfat.....		311520-04	12/98	142.135	142.764	142.764	142.865	149.524
Other frozen desserts (yogurt, sherbet, water ices, mellorine, frozen pudding, gelato, etc.).....		311520-05	12/98	185.931	190.093	190.122	191.208	198.333
Secondary products and miscellaneous receipts.....		311520-SM						
Miscellaneous receipts.....		311520-M	06/83	275.446	275.446	275.446	275.446	275.446
Secondary products.....		311520-S	06/83	179.738	184.663	187.371	191.548	—
Animal slaughtering & processing.....	31161		12/84	226.313	222.606	218.600	222.632	225.338
Animal, except poultry, slaughtering.....	311611		12/80	247.430	245.790	232.810	238.133	236.234
Primary products.....		311611-P	12/80	246.598	244.755	230.919	235.954	233.902
Pork, fresh/frozen, unprocessed, all cuts, except sausage, made in slaughtering plants.....		311611-A	12/80	156.898	147.217	141.917	132.857	138.187
Pork, processed or cured, not canned or made into sausage, made in slaughtering plants.....		311611-G	12/80	216.910	213.826	212.460	212.102	215.581
Fresh and processed sausage, deli, and cooked meats, made in slaughtering plants.....		311611-J	12/80	306.976	305.530	292.796	285.670	299.253
Hides, skins, and pelts, made in slaughtering plants.....		311611-Q	12/80	129.850	116.748	110.174	106.887	110.215
Miscellaneous byproducts of slaughtering plants.....		311611-R	12/80	621.667	632.871	596.452	618.342	637.280
Beef, fresh or frozen, not canned or made into sausage, made in slaughtering plants.....		311611-1	12/80	271.306	273.398	255.037	267.803	259.910
Beef, fresh/frozen whole/half carcass, not canned or made into sausage, misp.....		311611-10	12/80	267.955	273.476	252.640	282.583	251.205
Beef, fresh/frozen variety meats, not canned or made into sausage, made in slaughtering plants.....		311611-16	12/80	268.231	267.786	245.270	252.651	272.673
Beef, fresh/frozen, primal and subprimal cuts, made in slaughtering plants.....		311611-17	12/95	242.962	244.755	228.636	239.361	232.401
Lamb/mutton, fresh or frozen, not canned or made into sausage, made in slaughtering plants.....		311611-7	12/95	222.349	220.014	216.266	214.159	214.159
Secondary products and miscellaneous receipts.....		311611-SM						
Miscellaneous receipts.....		311611-M	06/01	336.221	336.221	336.221	366.115	366.115
Secondary products.....		311611-S	12/80	138.786	144.102	160.179	162.718	166.002
Meat processed from carcasses.....	311612		12/82	224.240	219.956	218.026	215.672	215.576
Primary products.....		311612-P	12/82	219.335	214.721	212.730	210.083	209.537
Other processed, frozen, or cooked meats, made from purchased carcasses.....		311612-A	12/82	215.924	211.351	210.763	207.364	204.676
Boxed meat (beef, pork, lamb, etc.), made from purchased carcasses.....		311612-A1	06/08	132.709	127.527	126.963	121.242	110.652
Frozen ground meat patties and other processed, frozen, or cooked meats, mfpc.....		311612-A5	09/16	127.669	126.045	125.790	125.435	127.919
Pork, processed or cured, not canned or made into sausage, mfpc.....		311612-1	12/82	189.374	183.977	180.934	180.001	180.469
Pork, sweet-pickled, dry-cured, or dry salt, not canned or made into sausage, mfpc.....		311612-11	09/16	126.128	125.659	125.507	126.632	127.224
Smoked hams and picnics, excluding canned, made from purchased carcasses.....		311612-12	06/08	140.562	139.955	142.714	145.767	145.374
Smoked slab bacon, made from purchased carcasses.....		311612-13	09/16	175.428	174.035	170.687	171.265	170.954
Smoked sliced bacon, made from purchased carcasses.....		311612-14	06/08	214.493	200.553	190.494	183.549	185.863
Other smoked pork, not canned or made into sausage, made from purchased carcasses.....		311612-15	06/08	143.748	143.326	145.660	143.864	150.908
Boiled ham, barbecue pork, and other cooked pork, except canned meats and sausage, mfpc.....		311612-16	06/08	114.708	116.553	115.352	117.156	114.077
Sausage and similar products, excluding canned, made from purchased carcasses.....		311612-4	12/82	242.961	240.310	235.780	231.555	235.429
Fresh sausage (pork sausage, breakfast links, etc.), excluding canned, mfpc.....		311612-41	12/82	285.682	276.240	275.320	264.826	272.100
Dry or semidry sausage (salami, cervelat, pepperoni, summer sausage, pork roll, etc), mfpc.....		311612-42	12/82	244.438	239.930	234.046	225.639	230.243
Frankfurters, including wieners, excluding canned, made from purchased carcasses.....		311612-43	12/82	243.380	244.894	239.444	241.829	244.083
Other sausage (smoked or cooked) & jellied goods & similar preparations, excluding canned, mfpc.....		311612-44	12/82	205.728	209.560	204.091	207.704	208.390

See footnotes at end of table.

Table 11. Producer price indexes for net output of selected industries and their products, not seasonally adjusted — Continued
[February 2022]

Title ¹	Industry code	Product code	Index base	Unadjusted index ²				
				Oct. 2021	Nov. 2021 ^P	Dec. 2021 ^P	Jan. 2022 ^P	Feb. 2022 ^P
Meat processed from carcasses - Continued								
Canned meats, excluding dog, cat, and baby food, made from purchased carcasses.....		311612-7	12/82	237.693	231.330	234.200	235.580	—
Secondary products and miscellaneous receipts.....		311612-SM						
Secondary products.....		311612-S	12/82	209.364	212.214	211.629	215.556	224.900
Rendering and meat byproduct processing.....	311613		12/82	312.699	301.101	300.860	312.036	365.912
Primary products.....		311613-P	12/82	299.078	287.300	287.172	298.772	350.391
Lard, inedible tallow, and other greases, excluding wool grease.....		311613-2	12/82	439.827	452.302	440.771	431.436	495.961
Animal and marine feed and fertilizer byproducts.....		311613-5	12/82	213.422	195.010	198.728	215.871	256.530
Meat and bone meal.....		311613-51	12/82	151.809	119.287	110.487	124.811	193.989
Animal and marine feed and fertilizer byproducts, except meat and bone meal.....		311613-52	12/82	291.304	286.527	303.593	324.761	338.078
Secondary products and miscellaneous receipts.....		311613-SM						
Poultry processing.....	311615		12/81	203.226	197.379	203.718	210.439	219.007
Primary products.....		311615-P	12/81	207.747	201.701	208.204	215.189	224.130
Processed poultry and small game (except soups), containing 20 percent or more poultry or meat.....		311615-D	12/81	170.886	162.229	170.769	182.225	189.808
Young chickens, including bulk, chilled, frozen, whole, and in parts.....		311615-1	12/81	228.681	221.951	228.098	232.078	241.451
Turkeys (including frozen, whole, and parts).....		311615-7	12/81	225.737	229.629	232.286	237.374	249.779
Other poultry and small game (including frozen), whole, and parts.....		311615-9	12/90	245.252	248.462	247.754	252.110	262.904
Secondary products and miscellaneous receipts.....		311615-SM						
Secondary products.....		311615-S	12/81	40.392	39.252	41.951	42.266	41.622
Seafood product preparation & packaging.....	3117		12/03	180.683	181.945	183.031	184.994	187.823
Seafood product preparation and packaging.....	31171		12/03	180.683	181.945	183.031	184.994	187.823
Seafood product preparation and packaging.....	311710		12/11	126.493	127.378	128.138	129.512	131.487
Primary products.....		311710-P	12/11	127.041	128.029	128.812	130.129	131.631
Seafood canning.....		311710-1	12/84	267.567	276.655	276.756	277.756	279.776
Fresh and frozen seafood processing.....		311710-2	12/82	292.183	293.048	295.160	298.545	302.229
Prepared fresh fish/seafood, inc. surimi/surimi-based products.....		311710-21	12/82	384.749	388.492	391.065	394.403	409.964
Prepared frozen fish.....		311710-22	12/82	290.981	292.520	292.725	301.736	309.042
Prepared frozen shellfish.....		311710-23	12/96	210.779	209.835	212.753	212.073	208.091
Other prepared fresh and frozen seafood.....		311710-24	12/96	155.450	155.760	157.612	156.467	156.485
Secondary products and miscellaneous receipts.....		311710-SM						
Miscellaneous receipts.....		311710-M	12/82	216.848	215.008	216.082	222.021	246.232
Bakeries & tortilla mfg.....	3118		12/03	154.982	156.761	157.768	161.039	164.962
Bread & bakery product mfg.....	31181		12/03	163.259	165.323	166.441	169.386	174.999
Retail bakeries.....	311811		12/03	187.550	193.604	196.648	199.361	199.361
Primary products.....		311811-P	12/99	205.426	212.209	215.618	218.658	218.658
Retail bakery products.....		311811-0	12/99	205.426	212.209	215.618	218.658	218.658
Secondary products and miscellaneous receipts.....		311811-SM						
Miscellaneous receipts.....		311811-M	06/07	214.009	214.009	214.009	214.009	214.009
Commercial bakeries.....	311812		06/80	362.616	366.819	369.472	376.266	391.751
Primary products.....		311812-P	06/80	363.781	368.095	371.129	377.969	392.090
Bread (white, wheat, rye, etc.), including frozen.....		311812-1	06/80	368.529	369.889	373.863	378.488	393.720
White pan bread.....		311812-15	12/11	113.787	114.773	115.840	116.706	124.607
White hearth bread (French, Italian, etc.).....		311812-16	12/11	126.071	126.487	128.746	129.737	133.013
Dark wheat breads (whole wheat, cracked wheat, multigrain, etc.).....		311812-17	12/11	117.400	117.740	119.309	120.923	124.318
Other variety breads (rye, unleavened, raisin, potato, self-rising, salt-free, canned, etc.).....		311812-18	12/11	109.865	109.283	110.024	112.699	113.355
Rolls, bread-type (including muffins, bagels, and croissants), including frozen.....		311812-5	06/80	346.245	352.339	355.280	354.276	363.174
Rolls, hamburger and wiener.....		311812-51	12/11	110.413	113.913	115.724	116.798	122.146
All other rolls, bread-type (incl. muffins, bagels, and croissants).....		311812-59	12/11	126.100	126.543	126.618	124.661	125.036
Soft cakes, excluding frozen.....		311812-7	06/80	398.554	407.796	412.166	446.815	462.483
Pies (fruit, cream, and custard), excluding frozen.....		311812-8	06/80	375.945	391.368	383.656	379.800	418.359
Other sweet goods, excluding frozen.....		311812-9	06/80	355.221	360.627	359.942	375.539	396.610
Secondary products and miscellaneous receipts.....		311812-SM						
Miscellaneous receipts.....		311812-M	06/80	392.622	403.690	402.308	402.855	422.107
Secondary products.....		311812-S	06/80	280.029	276.878	277.135	287.307	316.752
Frozen cakes and other pastries manufacturing.....	311813		06/91	206.395	207.344	206.887	210.356	213.444
Primary products.....		311813-P	12/82	294.361	295.487	297.379	303.544	303.599
Frozen cakes, pies, and other pastries.....		311813-0	12/82	294.361	295.487	297.379	303.544	303.599
Secondary products and miscellaneous receipts.....		311813-SM						
Secondary products.....		311813-S	06/91	177.627	179.672	167.496	165.566	188.831
Cookie, cracker & pasta mfg.....	31182		12/03	141.683	143.112	144.112	148.288	149.343
Cookie and cracker manufacturing.....	311821		06/83	240.730	240.773	240.795	250.189	250.971
Primary products.....		311821-P	06/83	239.582	239.631	239.655	250.119	250.474

See footnotes at end of table.

Table 11. Producer price indexes for net output of selected industries and their products, not seasonally adjusted — Continued
 [February 2022]

Title ¹	Industry code	Product code	Index base	Unadjusted index ²				
				Oct. 2021	Nov. 2021 ^P	Dec. 2021 ^P	Jan. 2022 ^P	Feb. 2022 ^P
Cookie and cracker manufacturing - Continued								
Crackers, biscuits, and related products.....		311821-2	06/83	250.973	251.037	251.070	251.070	251.070
Crackers, biscuits, and related products.....		311821-24	01/12	100.930	100.956	100.969	100.969	100.969
Cookies, wafers, and ice cream cones and cups (excluding frozen).....		311821-4	06/83	230.042	230.079	230.097	248.114	248.725
Secondary products and miscellaneous receipts.....		311821-SM						
Secondary products.....		311821-S	06/83	246.915	246.915	246.915	247.345	255.248
Dry pasta, dough, and flour mixes manufacturing from purchased flour.....								
Primary products.....	311824	311824-P	12/11	107.046	108.696	110.806	112.812	114.729
Prepared flour mixes (incl refrigerated & frozen doughs & batters) made from purchased flour.....		311824-1	06/85	195.247	197.970	199.081	201.699	203.690
Flour mixes (refrigerated & frozen doughs & batters), ex cake mixes, made from purchased flour.....		311824-12	06/85	191.924	194.836	196.024	198.823	200.953
Dry macaroni, spaghetti and egg noodle products (excluding canned or frozen).....		311824-3	06/85	210.754	214.752	226.062	232.733	240.442
Secondary products and miscellaneous receipts.....		311824-SM						
Secondary products.....		311824-S	06/85	280.100	280.820	281.480	285.889	289.829
Tortilla mfg.....								
	31183		12/03	146.230	147.279	147.128	147.419	153.271
Tortilla manufacturing.....								
Primary products.....	311830	311830-P	06/91	175.954	177.270	177.007	177.298	185.637
Tortillas, sold in bulk or packages, excluding frozen or canned.....		311830-0	06/91	175.954	177.270	177.007	177.298	185.637
Secondary products and miscellaneous receipts.....		311830-SM						
Miscellaneous receipts.....		311830-M	12/03	123.727	123.919	123.919	123.919	123.919
Secondary products.....		311830-S	12/03	165.832	166.998	167.208	167.951	169.539
Other food manufacturing.....								
	3119		12/03	152.631	154.018	154.388	156.639	159.138
Snack food mfg.....								
	31191		12/03	156.083	157.350	156.920	157.795	158.091
Roasted nuts and peanut butter manufacturing.....								
Primary products.....	311911	311911-P	12/03	150.803	152.344	151.085	153.337	153.128
Nuts and seeds (salted, roasted, cooked, or blanched).....		311911-1	06/91	195.365	196.609	194.338	198.091	197.723
Nuts (salted, roasted, cooked, or blanched), sold in bulk.....		311911-11	06/91	169.812	171.635	167.993	173.307	172.690
Canned nuts (salted, roasted, cooked, or blanched).....		311911-12	06/91	148.737	149.237	149.263	149.729	149.722
All other packaged nuts, including all types of seeds (salted, roasted, cooked, or blanched).....		311911-13	06/91	260.974	262.137	259.395	264.307	263.911
Peanut butter.....		311911-4	12/85	205.750	213.849	215.604	214.084	214.803
Secondary products and miscellaneous receipts.....		311911-SM						
Secondary products.....		311911-S	06/91	135.848	135.885	136.022	136.771	137.203
Other snack food manufacturing.....								
Primary products.....	311919	311919-P	12/85	198.193	199.595	199.599	199.793	200.492
Potato chips and sticks, plain and flavored.....		311919-1	12/85	228.453	230.201	230.201	230.439	231.309
Corn chips and related products.....		311919-4	12/85	216.955	216.955	216.955	217.544	214.994
Other chips, sticks (hard pretzels, bacon rinds, popcorn (except candied), etc.).....		311919-7	12/03	222.436	226.607	226.607	226.607	226.607
Secondary products and miscellaneous receipts.....		311919-SM						
Secondary products.....		311919-S	12/03	163.761	164.504	164.504	164.504	169.441
Coffee & tea mfg.....								
	31192		12/03	146.918	148.235	149.520	150.712	162.042
Coffee and tea manufacturing.....								
Primary products.....	311920	311920-P	06/81	205.436	207.278	209.076	210.741	226.587
Roasted coffee.....		311920-1	06/81	192.923	194.801	196.602	198.064	213.978
Coffee, concentrated, including coffee substitutes.....		311920-5	06/81	201.112	203.485	205.760	207.606	226.114
Tea in consumer packages.....		311920-7	12/85	182.225	182.225	182.225	182.225	204.347
Secondary products and miscellaneous receipts.....		311920-SM						
Miscellaneous receipts.....		311920-M	12/00	152.818	152.818	152.818	152.818	153.917
Secondary products.....		311920-S	12/00	186.686	186.686	186.686	186.686	186.686
Flavoring syrup & concentrate mfg.....								
	31193		12/03	141.380	142.151	142.583	148.751	149.946
Flavoring syrup and concentrate manufacturing.....								
Primary products.....	311930	311930-P	12/85	209.759	210.902	211.543	220.695	222.467
Liquid beverage bases, excluding use by soft drink bottlers.....		311930-1	12/85	217.494	218.824	219.187	228.902	230.950
Soft drink flavoring syrup, sold in bulk.....		311930-6	05/15	258.891	284.448	291.424	297.984	297.984
Other flavoring agents (except chocolate syrups).....		311930-8	12/85	124.166	124.166	124.166	128.850	128.850
Secondary products and miscellaneous receipts.....		311930-SM						
Secondary products.....		311930-S	06/07	141.778	141.778	141.778	148.410	149.979
Secondary products.....		311930-S	06/07	154.313	154.313	154.313	160.558	160.649
Seasoning & dressing mfg.....								
	31194		12/03	171.684	171.835	171.872	173.757	174.809
Mayonnaise, dressing, and sauce manufacturing.....								
Primary products.....	311941	311941-P	12/03	152.682	153.092	153.106	156.491	157.760
Vinegar and cider.....		311941-1	06/81	278.608	279.522	279.553	285.604	287.666
Prepared sauces, excluding tomato-based sauces and sauces comprised of 20 percent or more meat.....		311941-4	12/85	162.659	163.592	163.592	170.869	170.869
Mayonnaise, salad dressings, and sandwich spreads.....		311941-4	06/81	214.536	216.325	216.407	220.387	220.490
Spoon-type salad dressing incl. mayonnaise, sandwich spreads, refrigerated dressings, semisolid.....		311941-7	06/81	298.139	298.368	298.368	304.673	308.009
Secondary products.....		311941-75	06/07	165.606	165.821	165.821	170.535	172.941

See footnotes at end of table.

Table 11. Producer price indexes for net output of selected industries and their products, not seasonally adjusted — Continued
[February 2022]

Title ¹	Industry code	Product code	Index base	Unadjusted index ²				
				Oct. 2021	Nov. 2021 ^P	Dec. 2021 ^P	Jan. 2022 ^P	Feb. 2022 ^P
Mayonnaise, dressing, and sauce manufacturing - Continued								
Pourable-type salad dressing (reduced calorie, cheese, vinegar and oil, etc.)....		311941-76	06/07	137.449	137.473	137.473	139.226	140.237
Secondary products and miscellaneous receipts.....		311941-SM						
Miscellaneous receipts.....		311941-M	06/94	133.866	133.866	133.866	133.866	145.432
Secondary products.....		311941-S	06/81	219.534	219.534	219.534	225.723	225.794
Spice and extract manufacturing.....	311942		12/03	184.427	184.316	184.377	184.714	185.514
Primary products.....		311942-P	12/03	187.382	187.593	187.184	187.666	188.222
Table salt (evaporated), pepper (white and black), and other spices.....		311942-1	06/85	253.134	254.227	249.650	247.301	249.566
Pepper and other spices in commercial sizes (1 lb or more).....		311942-16	05/17	108.822	111.423	113.476	117.558	112.802
Flavoring extracts, emulsions, liquid flavors, and food colorings.....		311942-6	12/85	355.784	355.784	355.784	355.638	355.638
Dry mix food preparations.....		311942-7	06/91	150.464	150.518	151.681	154.411	154.873
Secondary products and miscellaneous receipts.....		311942-SM						
Secondary products.....		311942-S	12/03	134.082	—	—	—	—
All other food mfg.....	31199		12/03	139.781	142.701	143.933	147.139	149.904
Perishable prepared food manufacturing.....	311991		12/03	135.569	139.015	136.655	136.574	137.400
Primary products.....		311991-P	12/85	193.480	198.786	195.102	194.761	195.195
Perishable prepared foods.....		311991-0	12/85	193.480	198.786	195.102	194.761	195.195
Secondary products and miscellaneous receipts.....		311991-SM						
Miscellaneous receipts.....		311991-M	12/03	213.646	213.979	214.119	218.929	228.362
All other miscellaneous food manufacturing.....	311999		12/03	140.219	142.550	147.261	153.632	158.231
Primary products.....		311999-P	12/03	132.825	135.003	139.704	147.824	153.000
All other miscellaneous manufactured foods.....		311999-0	12/03	132.825	135.003	139.704	147.824	153.000
Secondary products and miscellaneous receipts.....		311999-SM						
Beverage & tobacco mfg.....	312		12/03	171.295	171.813	172.826	175.028	176.111
Beverage mfg.....	3121		12/84	205.005	205.542	205.907	209.202	210.801
Soft drink & ice mfg.....	31211		12/03	152.985	153.631	154.274	158.584	160.024
Soft drink manufacturing.....	312111		06/81	255.404	256.393	257.262	265.207	266.346
Primary products.....		312111-P	06/81	262.859	263.670	264.521	273.260	274.528
Soft drinks, non-carbonated.....		312111-A	12/00	163.749	164.136	164.741	169.660	169.617
Soft drinks, non-carbonated, all other types.....		312111-A3	06/07	116.564	117.874	118.118	122.223	120.883
Soft drinks, non-carbonated, fruit drinks, cocktails, ades.....		312111-A4	12/11	124.075	123.343	123.987	127.117	128.382
Soft drinks, bottled, canned, glass, plastic, carbonated.....		312111-2	12/11	136.662	137.129	137.543	142.287	143.265
Secondary products and miscellaneous receipts.....		312111-SM						
Miscellaneous receipts.....		312111-M	06/81	193.593	196.595	197.569	200.054	200.306
Secondary products.....		312111-S	06/81	281.212	280.305	281.222	288.962	290.052
Bottled water manufacturing.....	312112		12/03	92.077	92.677	93.786	94.171	99.168
Primary products.....		312112-P	12/03	90.398	91.012	92.123	92.515	97.461
Bottled water.....		312112-0	12/00	88.758	89.361	90.452	90.837	95.693
Secondary products and miscellaneous receipts.....		312112-SM						
Miscellaneous receipts.....		312112-M	12/03	108.142	108.142	108.747	108.747	—
Secondary products.....		312112-S2	09/18	106.074	107.364	109.764	111.029	—
Ice manufacturing.....	312113		12/85	249.040	251.396	251.746	253.273	256.769
Primary products.....		312113-P	12/85	239.330	241.654	241.999	243.505	246.950
Ice, manufactured (cubed, crushed, etc.), including can or block.....		312113-0	12/03	160.335	161.892	162.123	163.133	165.440
Secondary products and miscellaneous receipts.....		312113-SM						
Miscellaneous receipts.....		312113-M	08/98	148.696	148.832	148.873	148.870	164.447
Breweries.....	31212		12/03	142.906	143.140	142.918	143.807	145.119
Breweries.....	312120		06/82	214.376	214.728	214.395	215.728	217.696
Primary products.....		312120-P	06/82	213.466	213.828	213.490	214.691	216.688
Canned beer and ale case goods.....		312120-1	06/82	221.195	222.051	221.503	223.614	226.219
Bottled beer and ale case goods.....		312120-5	06/82	187.406	187.319	187.180	187.454	188.674
Beer and ale in barrels and kegs.....		312120-7	06/82	301.902	301.549	301.467	301.494	304.063
All other malt beverages and brewing products.....		312120-9	06/82	167.011	167.129	167.037	169.565	170.092
Secondary products and miscellaneous receipts.....		312120-SM						
Miscellaneous receipts.....		312120-M	12/02	134.837	134.646	134.646	139.785	139.785
Wineries.....	31213		12/03	132.191	131.970	131.930	132.003	132.383
Wineries.....	312130		12/83	183.698	183.391	183.336	183.437	183.964
Primary products.....		312130-P	12/83	188.279	187.944	187.884	187.995	188.570
Wines, brandy, and brandy spirits.....		312130-0	12/98	134.442	134.202	134.160	134.239	134.650
Wines, white, red & rose grape, and other fruit, 14 percent or less alcohol.....		312130-08	12/11	109.207	109.204	109.156	109.245	109.707
Wines, white grape, 14 percent or less alcohol content.....		312130-0811	12/83	158.436	158.185	158.327	158.324	159.829
Wines, red grape, 14 percent or less alcohol content.....		312130-0821	12/83	208.904	209.209	208.832	209.199	209.199
Wines, rose grape & other fruits & berries, 14 percent or less alcohol.....		312130-0831	12/11	137.885	137.885	137.885	137.893	137.905
Wines, dessert, effervescent, and wine coolers.....		312130-09	12/11	121.826	118.397	118.397	118.397	118.397

See footnotes at end of table.

Table 11. Producer price indexes for net output of selected industries and their products, not seasonally adjusted — Continued
 [February 2022]

Title ¹	Industry code	Product code	Index base	Unadjusted index ²				
				Oct. 2021	Nov. 2021 ^P	Dec. 2021 ^P	Jan. 2022 ^P	Feb. 2022 ^P
Wineries - Continued								
Wines, effervescent, including sparkling (carbonated), wine coolers.....		312130-0921	12/11	123.790	119.510	119.510	119.510	119.510
Other wines, brandy, and brandy spirits.....		312130-0B	06/06	128.534	128.534	128.534	128.534	—
Secondary products and miscellaneous receipts.....		312130-SM						
Miscellaneous receipts.....		312130-M	12/91	149.187	149.187	149.187	149.187	—
Distilleries.....	31214		12/03	101.936	102.311	102.494	102.391	102.449
Distilleries.....	312140		06/83	167.763	168.381	168.682	168.512	168.608
Primary products.....		312140-P	06/83	162.941	163.567	163.873	163.705	163.802
Distilled liquor, excluding brandy.....		312140-2	07/98	71.724	72.329	72.472	72.236	72.271
Distilled whiskey, all other distilled liquor, excluding brandy.....		312140-22	12/11	116.297	116.250	116.250	116.257	116.314
Bottled liquor, excluding brandy.....		312140-5	06/83	195.312	195.312	195.660	195.828	195.960
Bottled whiskey.....		312140-5B	06/12	103.025	103.025	103.467	103.596	103.751
Bottled gin, vodka, rum, cordials, cocktails, and similiar compounds.....		312140-5C	06/12	99.677	99.677	99.677	99.751	99.763
Secondary products and miscellaneous receipts.....		312140-SM						
Miscellaneous receipts.....		312140-M	08/83	172.244	172.244	172.244	172.027	172.027
Tobacco mfg.....	3122		12/84	907.872	911.263	923.206	929.754	933.144
Tobacco manufacturing.....	31223		12/82	993.972	997.684	1,010.759	1,017.928	1,021.639
Tobacco manufacturing.....	312230		12/11	165.628	166.247	168.426	169.620	170.239
Primary products.....		312230-P	12/11	169.626	170.274	172.559	173.812	174.439
Tobacco stemming and redrying.....		312230-0	06/84	115.135	115.183	115.183	115.971	115.971
Tobacco, unstemmed leaf, redried before packing.....		312230-01	12/03	117.103	117.196	117.196	117.748	117.748
Tobacco, stemmed.....		312230-04	06/84	104.877	104.877	104.877	105.837	105.837
Cigarettes, excluding electronic.....		312230-1	12/82	1,084.444	1,086.898	1,104.483	1,113.218	1,117.724
Other tobacco products.....		312230-9	12/03	206.201	208.889	208.889	209.655	209.994
Cigars.....		312230-91	12/82	594.693	594.693	594.693	607.281	613.384
Chewing and smoking tobacco.....		312230-94	12/82	846.686	860.309	860.309	860.775	860.775
Secondary products and miscellaneous receipts.....		312230-SM						
Textile mills.....	313		12/03	155.448	157.431	159.441	161.804	165.221
Fiber, yarn, and thread mills.....	3131		12/84	164.341	170.112	170.434	174.357	176.855
Fiber, yarn, and thread mills.....	31311		12/84	164.341	170.112	170.434	174.357	176.855
Fiber, yarn, and thread mills.....	313110		12/11	114.412	118.430	118.655	121.385	123.124
Primary products.....		313110-P	12/11	114.034	118.110	118.338	121.108	122.843
Thread.....		313110-L	06/84	254.101	254.101	254.101	254.101	—
Spun yarns.....		313110-4	12/82	154.506	162.222	162.742	164.527	167.979
Carded cotton spun yarns.....		313110-41	12/82	127.926	137.247	137.513	138.386	141.623
Noncellulosic fiber and other natural fiber (excluding cotton and wool) spun yarns.....		313110-47	12/96	154.936	158.706	159.246	162.048	165.100
Greige other noncellulosic fiber and other natural fiber spun yarns.....		313110-473	12/96	156.920	160.968	160.968	165.820	167.512
Textured and twisted yarns.....		313110-6	12/82	187.671	190.614	190.614	199.026	199.970
Textured/crimped/bulked filament yarns, incl. stretch yarn, made from purchased filament yarn.....		313110-6H	12/82	197.562	200.723	200.723	210.636	210.459
Secondary products and miscellaneous receipts.....		313110-SM						
Fabric mills.....	3132		12/03	146.577	147.588	150.251	152.095	154.638
Broadwoven fabric mills.....	31321		12/03	143.857	144.620	145.597	147.296	150.448
Broadwoven fabric mills.....	313210		12/03	143.813	144.576	145.553	147.251	150.403
Primary products.....		313210-P	12/03	142.695	143.500	144.531	146.075	148.893
Fabricated textile products, made in weaving mills.....		313210-W	12/06	158.494	158.525	158.525	153.052	153.052
Cotton broadwoven fabrics.....		313210-4	09/21	98.082	98.381	98.975	102.557	105.446
Manmade, silk, and other natural fiber (excluding cotton and wool) broadwoven fabrics.....		313210-8	09/21	100.888	101.555	102.335	102.976	104.807
Greige manmade, silk, and other natural fiber (exc cotton/wool) broadwoven fabrics.....		313210-81	06/11	109.181	110.122	110.916	111.766	113.425
Finished manmade, silk, & natural fiber (exc cotton/wool) broadwoven, finished in weaving mills.....		313210-83	06/81	171.892	172.352	173.838	174.444	178.562
Secondary products and miscellaneous receipts.....		313210-SM						
Narrow fabric mills and schiffli embroidery.....	31322		06/84	210.344	212.745	213.413	217.601	218.266
Narrow fabric mills and schiffli embroidery.....	313220		06/84	213.278	215.708	216.387	220.644	221.317
Primary products.....		313220-P	06/84	216.531	218.786	219.557	224.372	225.001
Woven narrow fabrics (12 inches or less in width).....		313220-2	06/84	211.031	211.678	211.879	217.303	217.304
Braided narrow fabrics (12 inches or less in width).....		313220-4	06/84	301.101	308.664	311.384	318.261	318.261
Secondary products and miscellaneous receipts.....		313220-SM						
Secondary products.....		313220-S	06/84	221.046	229.559	229.769	231.293	233.594
Nonwoven fabric mills.....	31323		12/03	140.621	141.540	145.554	147.261	149.658
Nonwoven fabric mills.....	313230		12/85	167.934	169.033	173.827	175.866	178.726

See footnotes at end of table.

Table 11. Producer price indexes for net output of selected industries and their products, not seasonally adjusted — Continued
[February 2022]

Title ¹	Industry code	Product code	Index base	Unadjusted index ²				
				Oct. 2021	Nov. 2021 ^P	Dec. 2021 ^P	Jan. 2022 ^P	Feb. 2022 ^P
Nonwoven fabric mills - Continued								
Primary products.....		313230-P	12/85	174.557	175.707	180.944	183.135	185.586
Nonwoven fabrics.....		313230-1	12/85	177.416	178.581	178.886	181.511	184.269
Pressed, punched, or needled felts, excluding hats.....		313230-5	12/85	151.700	156.522	156.680	156.680	160.783
Secondary products and miscellaneous receipts.....		313230-SM						
Knit fabric mills.....	31324		12/03	141.688	143.008	143.836	145.416	147.987
Knit fabric mills..... 313240								
Primary products.....		313240-P	12/11	119.157	120.269	120.963	122.292	124.455
Weft (circular) knit fabrics.....		313240-2	06/81	141.162	142.520	142.563	142.563	146.750
Weft (circular) knit fabrics, greige goods (excl uding hosiery).....		313240-21	06/81	156.378	156.816	156.816	156.816	158.212
Weft (circular) knit fabrics, knit and finished in the same establishment (excl hosiery).....		313240-23	12/94	133.804	135.706	135.706	135.706	141.207
Other knit fabrics and laces.....		313240-4	06/81	149.202	151.141	152.377	155.424	156.759
Warp knit fabrics, greige goods (excluding hosiery).....		313240-41	06/81	188.955	191.995	192.537	193.807	197.644
Warp knit fabrics, knit and finished in same establishment.....		313240-43	12/03	122.971	123.813	125.173	126.603	127.123
Secondary products and miscellaneous receipts.....		313240-SM1						
Textile and fabric finishing mills.....	3133		12/03	171.527	172.596	174.657	176.926	182.974
Textile and fabric finishing mills.....	31331		12/03	178.053	179.883	180.890	183.430	189.786
Textile and fabric finishing mills..... 313310								
Primary products.....		313310-P	12/11	140.538	141.983	142.777	144.782	149.798
Textile and fabric finishing, except broadwoven.....		313310-B	12/11	141.420	142.959	143.805	145.940	151.283
Finished broadwoven fabrics, finished in finishing mills.....		313310-4	12/03	135.868	140.372	142.368	145.267	153.177
Commission finishing of cotton broadwoven fabrics.....		313310-43	06/84	208.758	208.806	209.185	211.714	217.559
Other finished broadwoven fabrics (excl. cotton and wool), finished in finishing mills.....		313310-45	06/84	265.136	265.178	265.507	284.997	284.997
Other commission finishing of broadwoven fabrics (excl. cotton & wool).....		313310-47	06/84	334.909	334.909	334.977	334.977	335.141
Secondary products and miscellaneous receipts.....		313310-SM	06/84	262.802	263.137	264.410	266.983	302.448
Fabric coating mills.....	31332		12/03	162.277	161.494	166.251	167.912	173.394
Fabric coating mills..... 313320								
Primary products.....		313320-P	06/85	229.161	228.055	234.770	237.111	244.846
Vinyl coated fabrics, including expanded vinyl coated.....		313320-1	06/85	225.173	223.942	230.000	230.866	236.038
Rubber coated fabrics, garment and footwear.....		313320-4	06/85	242.423	243.217	243.689	243.067	248.729
Coated or laminated fabrics and coated yarns, incl. impregnated fabrics.....		313320-5	12/03	175.074	175.379	186.757	186.757	186.757
Secondary products and miscellaneous receipts.....		313320-SM	06/06	129.551	128.130	132.140	133.124	136.667
Secondary products.....		313320-S	06/85	201.061	204.845	204.845	204.777	205.768
Textile product mills.....	314		12/03	148.750	149.474	149.889	148.366	148.943
Textile furnishings mills.....	3141		12/03	149.709	150.171	150.075	145.446	144.196
Carpet and rug mills.....	31411		12/84	187.103	187.469	187.289	177.573	177.573
Carpet and rug mills..... 314110								
Primary products.....		314110-P	06/90	171.242	171.577	171.412	162.518	162.518
Carpet and rugs.....		314110-0	06/90	173.143	173.487	173.318	164.190	164.190
Secondary products and miscellaneous receipts.....		314110-SM	06/90	173.143	173.487	173.318	164.190	164.190
Curtain and linen mills.....	31412		12/03	148.414	149.234	149.243	151.402	147.480
Curtain and linen mills..... 314120								
Primary products.....		314120-P	06/83	173.615	174.576	174.586	177.111	172.527
Curtains and draperies, made from purchased materials.....		314120-1	06/83	173.294	174.033	174.033	176.788	171.407
Other household textile products, made from purchased materials.....		314120-8	06/84	199.532	200.170	200.170	200.929	203.136
Bedspreads, made from purchased materials.....		314120-83	06/83	174.105	174.899	174.899	178.256	170.801
Other household furnishings, made from purchased materials.....		314120-89	06/83	141.023	144.321	144.321	144.321	144.321
Secondary products and miscellaneous receipts.....		314120-SM	06/83	161.504	162.184	162.184	165.946	157.591
Miscellaneous receipts.....		314120-M	06/83	174.421	177.456	177.456	178.062	178.062
Secondary products.....		314120-S	06/83	218.619	219.080	219.532	222.287	226.635
Other textile product mills.....	3149		12/03	145.477	146.545	147.640	150.314	153.342
Textile bag and canvas mills.....	31491		12/03	154.141	154.148	157.417	161.462	164.774
Textile bag and canvas mills..... 314910								
Primary products.....		314910-P	12/11	128.623	128.629	131.357	134.732	137.496
Textile bags.....		314910-1	12/11	129.686	129.686	132.402	136.107	139.068
Duffle bags.....		314910-11	12/85	192.600	192.600	192.600	203.678	—
Canvas and related products.....		314910-5	12/02	137.341	137.341	137.341	—	—
Secondary products and miscellaneous receipts.....		314910-SM	12/85	334.615	334.615	343.107	350.614	358.242
Miscellaneous receipts.....		314910-M	12/11	111.693	111.693	115.661	115.661	115.661
Secondary products.....		314910-S	12/11	148.270	148.424	148.424	152.741	—
All other textile product mills.....	31499		12/03	140.405	141.944	142.047	144.081	146.956

See footnotes at end of table.

Table 11. Producer price indexes for net output of selected industries and their products, not seasonally adjusted — Continued
[February 2022]

Title ¹	Industry code	Product code	Index base	Unadjusted index ²				
				Oct. 2021	Nov. 2021 ^P	Dec. 2021 ^P	Jan. 2022 ^P	Feb. 2022 ^P
Rope, twine, tire cord, and tire fabric mills.....	314994		12/11	108.245	110.569	110.574	112.514	115.696
Primary products.....		314994-P	12/11	106.274	108.759	108.674	110.700	114.104
Rope, cordage, and twine.....		314994-4	06/85	274.471	274.954	273.714	277.523	274.808
Tire cord and tire fabrics.....		314994-7	06/84	—	—	—	146.067	154.390
Secondary products and miscellaneous receipts.....		314994-SM						
Miscellaneous receipts.....		314994-M	12/11	129.445	129.445	131.479	132.588	132.588
All other miscellaneous textile product mills.....	314999		12/03	133.858	134.860	134.990	136.775	139.126
Primary products.....		314999-P	12/03	133.777	134.060	134.186	135.414	138.141
Embroideries (excluding Schifflli machine products) and embroidery contractors. . .		314999-6	12/11	120.541	121.059	121.550	123.387	123.558
Trimmings and findings, excluding automobile and apparel.....		314999-7	12/03	183.014	183.014	180.057	180.057	180.057
All other miscellaneous fabricated textile products.....		314999-8	12/03	130.971	131.228	131.228	132.448	134.528
Secondary products and miscellaneous receipts.....		314999-SM						
Miscellaneous receipts.....		314999-M	12/03	144.920	155.372	155.681	163.212	163.492
Secondary products.....		314999-S	12/03	125.875	125.886	125.905	128.148	128.787
Apparel manufacturing.....	315		12/03	118.555	119.040	119.145	120.893	121.044
Apparel knitting mills.....	3151		12/84	133.045	133.045	133.045	134.097	134.745
Hosiery and sock mills.....	31511		12/84	136.453	136.453	136.453	138.158	139.210
Hosiery and sock mills.....	315110		12/10	114.890	114.890	114.890	116.325	117.211
Primary products.....		315110-P	12/10	110.457	110.457	110.457	111.837	112.689
Hosiery and socks.....		315110-0	05/20	101.695	101.695	101.695	102.965	103.749
Other apparel knitting mills.....	31519		12/06	117.404	117.404	117.404	117.410	117.410
Other apparel knitting mills.....	315190		12/11	107.095	107.095	107.095	107.100	107.100
Primary products.....		315190-P	12/11	109.942	109.942	109.942	109.952	109.952
Secondary products and miscellaneous receipts.....		315190-SM						
Cut and sew apparel manufacturing.....	3152		12/03	116.300	116.929	116.954	118.928	118.773
Cut and sew apparel contractors.....	31521		12/03	116.021	117.148	117.148	117.148	117.148
Cut and sew apparel contractors.....	315210		12/11	110.657	111.731	111.731	111.731	111.731
Primary products.....		315210-P	12/11	110.521	111.646	111.646	111.646	111.646
Contract receipts for women's, girls', and infants' apparel.....		315210-2	12/03	111.394	111.391	111.391	111.391	111.391
Contract receipts for women's, girls', & infants' nontailored coats, jackets, & other outerwear.....		315210-27	06/07	105.492	105.492	105.492	—	—
Contract receipts for men's and boys' (including unisex) apparel.....		315210-4	12/03	129.256	132.461	132.461	132.461	132.461
Contract receipts for men's and boys' pants, work apparel, and other outerwear.....		315210-48	06/07	107.438	112.800	112.800	112.800	112.800
Secondary products and miscellaneous receipts.....		315210-SM						
Men's and boys' cut and sew apparel mfg.....	31522		12/03	127.623	128.320	128.501	130.989	129.877
Men's and boys' cut and sew apparel manufacturing.....	315220		12/11	115.901	116.536	116.701	118.964	117.950
Primary products.....		315220-P	12/11	114.428	115.238	115.421	117.993	116.641
Men's and boys' work clothing.....		315220-C	12/81	166.637	166.637	167.782	167.782	166.544
Men's and boys' work clothing and washable service apparel (excl. work shirts and jeans), m/frm.....		315220-C3	12/81	169.944	169.944	171.391	171.391	168.415
Men's and boys' other outerwear.....		315220-E	12/83	177.082	177.082	177.210	180.947	180.947
Men's and boys' nontailored coats, jackets, and vests (excl. ski apparel & work jackets), m/frm.....		315220-E1	12/83	195.599	195.599	195.780	196.511	196.511
Men's and boys' heavyweight nontailored coats, jackets, and vests (excl. ski apparel & work).....		315220-E11	06/07	164.945	164.945	165.221	166.336	166.336
Men's and boys' lightweight nontailored coats, jackets, and vests (excl. ski apparel & work).....		315220-E12	06/07	123.976	123.976	123.976	123.976	123.976
Men's and boys' nightwear, robes, and underwear, made from purchased fabrics.....		315220-1	12/03	157.245	153.543	153.543	165.532	165.532
Men's and boys' suits, coats, and overcoats.....		315220-2	12/80	191.072	—	—	—	—
Men's and boys' shirts, except work shirts.....		315220-6	06/83	175.538	177.397	177.397	186.058	179.261
Men's and boys' knit dress and sport shirts, made from purchased fabrics.		315220-61	06/83	151.976	155.384	155.384	160.964	160.964
Men's and boys' woven dress and sport shirts, made from purchased fabrics. . .		315220-63	06/83	181.027	—	—	—	178.725
Secondary products and miscellaneous receipts.....		315220-SM						
Secondary products.....		315220-S	12/11	114.424	114.423	114.703	115.130	115.758
Women's & girls' cut & sew apparel mfg.....	31524		12/03	108.514	108.977	108.977	110.779	110.779
Women's, girls', and infants' cut and sew apparel manufacturing.....	315240		12/11	106.116	106.569	106.569	108.332	108.332
Primary products.....		315240-P	12/11	105.809	106.399	106.399	106.716	106.716
Women's and girls' lingerie and nightwear.....		315240-1	12/03	117.519	117.519	117.519	117.519	117.519
Women's and girls' underwear, excluding foundation garments, made from purchased fabrics.....		315240-11	12/03	113.696	113.696	113.696	113.696	113.696
Women's and girls' nightwear, excluding robes and dressing gowns, made from purchased fabrics.....		315240-13	12/03	117.542	117.542	117.542	117.542	117.542
Women's and girls' blouses and shirts.....		315240-2	06/83	175.124	175.124	175.124	175.130	175.130
Women's and girls' knit shirts and blouses, made from purchased fabrics.		315240-21	06/93	140.548	140.548	140.548	140.548	140.548

See footnotes at end of table.

Table 11. Producer price indexes for net output of selected industries and their products, not seasonally adjusted — Continued
[February 2022]

Title ¹	Industry code	Product code	Index base	Unadjusted index ²				
				Oct. 2021	Nov. 2021 ^P	Dec. 2021 ^P	Jan. 2022 ^P	Feb. 2022 ^P
Women's, girls', and infants' cut and sew apparel manufacturing - Continued								
Women's and girls' woven shirts and blouses, made from purchased fabrics.		315240-23	06/83	201.857	201.857	201.857	201.890	201.890
Women's and girls' dresses, made from purchased fabrics.		315240-3	12/80	131.977	131.977	131.977	132.219	132.219
Women's and girls' suits, coats, and skirts.		315240-4	12/82	127.177	127.177	127.177	133.855	133.855
Women's and girls' skirts, made from purchased fabrics.		315240-46	12/82	131.095	131.095	131.095	139.430	139.430
Women's and girls' other outerwear.		315240-8	06/83	104.806	107.175	107.175	107.343	107.343
Women's and girls' shorts, including tennis skirts, made from purchased fabrics.		315240-84	06/93	114.323	115.052	115.052	119.572	—
Women's and girls' slacks, jeans, & jean-cut casual slacks (exc. sweatpants), mfpm.		315240-86	06/83	67.212	67.212	67.212	67.212	67.212
Women's and girls' swimwear, made from purchased fabrics.		315240-8A	12/83	163.687	164.411	164.411	164.411	164.411
Women's and girls' nontailored coats, jackets, vests, and washable service apparel, mfpm.		315240-8T	06/07	88.179	88.179	88.179	88.179	88.179
Secondary products and miscellaneous receipts.		315240-SM						
Secondary products.		315240-S	12/11	101.859	102.083	102.083	102.974	102.976
Other cut and sew apparel manufacturing.	31528		12/03	145.190	145.362	145.362	152.728	152.728
Other cut and sew apparel manufacturing.	315280		12/03	142.809	142.978	142.978	150.223	150.223
Primary products.		315280-P	12/03	145.561	145.770	145.770	152.967	152.967
Fur and leather apparel, made from purchased materials.		315280-2	12/03	185.496	185.978	185.978	188.262	188.262
All other cut and sew apparel, made from purchased materials.		315280-6	12/03	144.087	144.268	144.268	152.189	152.189
Team sport uniforms, men's and boys', made from purchased fabrics.		315280-65	12/06	138.696	138.696	138.696	149.700	149.700
Vestments and costumes, made from purchased materials.		315280-69	12/03	134.285	134.505	134.505	141.364	141.364
Secondary products and miscellaneous receipts.		315280-SM						
Secondary products.		315280-S	12/03	99.914	99.914	99.914	102.499	102.499
Accessories and other apparel manufacturing.	3159		12/03	142.577	142.577	143.580	144.658	146.883
Accessories and other apparel manufacturing.	31599		12/03	142.574	142.574	143.577	144.655	146.880
Accessories and other apparel manufacturing.	315990		12/11	128.254	128.254	129.156	130.125	132.129
Primary products.		315990-P	12/11	125.573	125.573	126.786	127.480	128.077
All other accessories and apparel.		315990-B	12/03	121.749	121.749	121.749	121.749	122.777
Leather belts, made from purchased materials.		315990-BC	06/85	166.712	166.712	166.712	166.712	166.712
All other apparel accessories, made from purchased materials.		315990-BE	12/11	118.983	118.983	118.983	118.983	120.231
Hats, caps, and millinery products.		315990-4	12/90	233.909	233.909	241.833	243.711	244.798
Men's and boys' fabric, straw, and felt hats, made from purchased materials.		315990-41	12/90	247.446	247.446	250.488	255.074	257.730
Women's, girls', and infants' fabric, straw, and felt hats, made from purchased materials.		315990-43	12/90	159.903	159.903	159.903	159.903	159.903
Hat bodies and fabric caps, made from purchased materials.		315990-45	12/90	239.999	239.999	253.140	253.140	253.140
Gloves and mittens, made from purchased materials.		315990-7	12/03	167.530	167.530	167.530	171.240	171.240
Secondary products and miscellaneous receipts.		315990-SM						
Miscellaneous receipts.		315990-M	12/11	136.242	136.242	136.242	138.077	144.621
Secondary products.		315990-S	12/11	130.379	130.379	130.379	131.339	131.889
Leather and allied product manufacturing.	316		12/84	186.846	185.648	186.969	187.359	188.327
Leather and hide tanning and finishing.	3161		06/81	211.485	199.197	199.413	195.604	195.932
Leather and hide tanning and finishing.	31611		06/81	211.485	199.197	199.413	195.604	195.932
Leather and hide tanning and finishing.	316110		06/81	211.346	199.062	199.278	195.470	195.798
Primary products.		316110-P	06/81	208.462	195.963	196.183	192.307	192.642
Finished and unfinished leather.		316110-1	12/97	117.767	109.601	109.745	107.213	107.431
Tanning or finishing leather owned by others, and furs, dressed and dyed or bleached.		316110-2	06/11	114.184	114.184	114.184	114.184	114.184
Contract and commission receipts for tanning or finishing leather owned by others.		316110-21	06/81	180.368	180.368	180.368	180.368	180.368
Secondary products and miscellaneous receipts.		316110-SM						
Footwear manufacturing.	3162		12/03	140.079	142.433	144.294	144.215	144.414
Footwear manufacturing.	31621		12/03	140.079	142.433	144.294	144.215	144.414
Footwear manufacturing.	316210		12/11	123.824	125.904	127.548	127.479	127.655
Primary products.		316210-P	12/11	122.715	124.920	125.901	125.892	126.068
Rubber and plastics footwear, including athletic footwear.		316210-1	12/80	157.158	157.158	159.285	159.181	159.181
Men's footwear (size 6 and larger), excluding athletic.		316210-2	12/93	170.353	175.703	176.545	176.575	177.063
Women's footwear (size 4 and larger), excluding athletic.		316210-5	12/93	138.692	140.138	141.563	141.563	141.563
Secondary products and miscellaneous receipts.		316210-SM						
Miscellaneous receipts.		316210-M	12/11	145.270	147.094	150.379	150.379	150.543
Other leather product manufacturing.	3169		12/03	140.296	140.697	141.199	144.109	145.903
Other leather product manufacturing.	31699		12/03	140.296	140.697	141.199	144.109	145.903
Women's handbag and purse manufacturing.	316992		06/82	192.779	192.779	192.918	192.918	192.564
Primary products.		316992-P	06/82	181.410	181.410	181.557	181.557	181.185
Women's and children's handbags and purses.		316992-0	06/06	132.639	132.639	132.746	132.746	132.474

See footnotes at end of table.

Table 11. Producer price indexes for net output of selected industries and their products, not seasonally adjusted — Continued
[February 2022]

Title ¹	Industry code	Product code	Index base	Unadjusted index ²				
				Oct. 2021	Nov. 2021 ^P	Dec. 2021 ^P	Jan. 2022 ^P	Feb. 2022 ^P
Women's handbag and purse manufacturing - Continued								
Secondary and miscellaneous receipts.....		316992-SM						
All other leather and allied good mfg.....	316998		12/11	122.964	123.407	123.942	127.179	129.233
Primary products.....		316998-P	12/11	121.829	122.408	122.982	124.343	125.708
Luggage (including suitcases, travel bags, backpacks, and other types).....		316998-1	12/84	151.225	152.613	152.613	152.613	152.613
Personal leather goods (excluding women's handbags and purses).....		316998-2	06/82	190.437	190.437	190.437	194.721	203.700
Boot and shoe cut stock and findings.....		316998-4	12/06	121.828	121.828	121.828	121.828	128.014
All other miscellaneous leather goods.....		316998-5	12/03	158.416	159.046	160.711	163.639	163.680
Secondary products and miscellaneous receipts.....		316998-SM						
Miscellaneous receipts.....		316998-M	12/11	129.659	129.659	129.659	141.117	146.383
Wood product manufacturing.....	321		12/03	182.915	185.721	195.148	213.411	219.609
Sawmills and wood preservation.....	3211		12/03	154.764	160.519	184.096	218.415	226.590
Sawmills and wood preservation.....	32111		12/03	154.764	160.519	184.096	218.415	226.590
Sawmills.....	321113		12/80	225.318	234.466	274.379	329.489	342.397
Primary products.....		321113-P	12/03	152.076	159.053	189.645	230.524	240.357
Hardwood lumber, made in sawmills.....		321113-1	12/03	154.207	150.322	149.817	149.460	147.779
Softwood lumber, made in sawmills.....		321113-3	12/03	146.234	157.394	202.603	260.742	275.686
Softwood dressed lumber, less than 2 inches in nominal thickness, not edge worked.....		321113-32	06/12	151.374	149.060	155.282	168.393	190.248
Softwood dressed 2-inch lumber, 2 inches in nominal thickness only, not edge worked.....		321113-33	06/12	159.816	178.808	262.142	352.139	379.262
Softwood dressed lumber and timbers, more than 2 inches in nominal thickness, not edge worked.....		321113-34	06/12	158.549	180.433	196.620	332.324	306.286
Wood chips, excluding field chips.....		321113-5	12/80	131.191	132.879	132.288	142.969	143.101
Wood ties, siding, shingles, and shakes, and contract sawing of logs owned by others.....		321113-7	12/03	160.805	161.234	160.866	161.074	161.515
Secondary products and miscellaneous receipts.....		321113-SM						
Wood preservation.....	321114		06/85	245.561	250.814	258.327	285.492	293.100
Primary products.....		321114-P	06/85	235.699	242.717	250.268	278.643	285.906
Wood poles, piles, and posts owned and treated by the same establishment.....		321114-1	06/85	296.385	295.211	295.908	297.771	303.296
Other wood products owned and treated by the same establishment.....		321114-5	06/85	218.994	229.323	239.180	276.804	285.957
Receipts for treating wood owned by others w/ arsenical chemicals, creosote, & other chemicals.....		321114-9	06/85	207.276	207.389	212.215	227.850	224.968
Secondary products and miscellaneous receipts.....		321114-SM						
Plywood and engineered wood product mfg.....	3212		12/03	189.427	194.373	201.689	230.159	237.278
Plywood and engineered wood product mfg.....	32121		12/03	189.427	194.373	201.689	230.159	237.278
Hardwood veneer and plywood manufacturing.....	321211		06/85	207.808	211.995	210.235	208.020	211.084
Primary products.....		321211-P	06/85	218.762	223.556	221.538	218.999	222.347
Hardwood veneer, including veneer backed with paper, cloth, or other flexible material.....		321211-1	12/03	120.630	122.736	122.736	128.574	129.163
Hardwood plywood.....		321211-4	12/12	157.156	161.600	160.612	155.211	157.636
Hardwood veneered panels, including two-ply veneers.....		321211-7	06/85	210.957	213.037	205.494	194.846	201.775
Secondary products and miscellaneous receipts.....		321211-SM						
Softwood veneer and plywood manufacturing.....	321212		12/80	238.810	253.572	263.723	334.442	359.744
Primary products.....		321212-P	12/80	259.411	273.318	286.182	372.401	398.548
Softwood veneer, incl. veneer backed w/ paper, cloth, or other flexible material.....		321212-1	12/80	207.796	204.989	208.820	229.244	255.059
Softwood plywood products: rough, sanded, and specialties.....		321212-4	12/11	173.712	186.253	196.367	265.363	281.745
Secondary products and miscellaneous receipts.....		321212-SM						
Secondary products.....		321212-S	12/80	179.631	200.192	199.663	211.092	236.066
Engineered wood member manufacturing.....	321213		12/03	252.574	253.473	257.595	256.883	257.936
Primary products.....		321213-P	12/03	250.581	251.539	255.939	255.179	256.303
Engineered wood members (excluding trusses).....		321213-0	12/06	211.395	212.204	215.916	215.275	216.223
Laminated veneer lumber.....		321213-01	12/03	231.558	231.558	233.134	231.968	233.885
Other engineered structural wood members, excluding trusses & laminated veneer lumber.....		321213-02	12/03	274.278	276.178	283.384	282.997	283.384
Secondary products and miscellaneous receipts.....		321213-SM						
Truss manufacturing.....	321214		12/03	275.496	277.259	299.735	344.626	359.830
Primary products.....		321214-P	12/03	291.144	294.539	318.980	369.994	386.401
Wood trusses.....		321214-0	12/03	291.144	294.539	318.980	369.994	386.401
Secondary products and miscellaneous receipts.....		321214-SM						
Reconstituted wood product manufacturing.....	321219		06/91	325.176	333.471	342.528	388.519	389.915
Primary products.....		321219-P	06/91	326.605	334.867	344.042	390.502	391.916
Hardboard products.....		321219-B	12/11	143.706	144.240	144.801	213.930	215.380
Particleboard made from particleboard produced at the same location.....		321219-1	12/82	354.669	361.109	370.199	371.780	373.082
Medium density fiberboard (MDF) made from MDF produced at the same location.....		321219-3	06/84	275.681	289.460	293.719	297.688	300.866

See footnotes at end of table.

Table 11. Producer price indexes for net output of selected industries and their products, not seasonally adjusted — Continued
 [February 2022]

Title ¹	Industry code	Product code	Index base	Unadjusted index ²				
				Oct. 2021	Nov. 2021 ^P	Dec. 2021 ^P	Jan. 2022 ^P	Feb. 2022 ^P
Reconstituted wood product manufacturing - Continued								
Secondary products and miscellaneous receipts.....		321219-SM						
Other wood product manufacturing.....	3219		12/03	190.072	190.477	194.126	199.581	204.385
Millwork.....	32191		12/03	179.464	181.782	186.065	191.114	194.589
Wood window and door manufacturing.....	321911		12/03	175.619	177.509	178.228	180.644	185.001
Primary products.....		321911-P	12/03	172.365	173.995	174.732	177.289	180.325
Wood window units.....		321911-1	06/83	303.395	305.060	305.060	313.328	313.328
Double hung wood window units.....		321911-11	06/13	140.088	141.003	141.003	146.883	146.883
Casement wood window units.....		321911-12	06/13	147.150	148.158	148.158	150.305	150.305
All other wood window units, including horizontal sliding, awning and single hung.....		321911-13	06/13	120.617	120.617	120.617	123.334	123.334
Wood sash, excluding sash shipped in window units.....		321911-3	06/83	302.902	302.902	302.902	312.332	312.332
Wood window & door frames, incl. door frames in door units, excl. window frames in window units.....		321911-5	06/83	266.370	271.715	271.715	272.458	275.154
Wood panel, flush, & molded face doors, interior & exterior, incl. doors with glazed sections.....		321911-7	06/83	280.747	285.105	289.326	291.425	306.199
Other wood doors, incl. garage, patio, bifold, cabinet, screen, storm and louver. ...		321911-9	06/83	268.011	268.593	269.198	272.774	275.931
Secondary products and miscellaneous receipts.....		321911-SM						
Secondary products.....		321911-S	12/03	176.901	176.351	177.220	178.852	187.502
Cut stock, resawing lumber, and planing.....	321912		12/03	187.915	189.364	198.893	206.839	209.023
Primary products.....		321912-P	12/03	188.702	189.474	200.693	210.455	213.171
Softwood lumber, made from purchased lumber.....		321912-3	12/03	231.888	234.695	264.364	280.022	289.975
Hardwood cut stock and dimension.....		321912-6	06/84	318.248	318.248	318.248	318.248	318.248
Softwood cut stock and dimension.....		321912-8	12/80	259.258	259.967	287.373	344.110	345.792
Sawn wood fence stock, wood lath, and contract resawing and planing.....		321912-9	12/03	147.644	147.644	147.644	147.644	147.644
Secondary products and miscellaneous receipts.....		321912-SM						
Other millwork, including flooring.....	321918		12/03	172.140	176.240	179.724	185.452	189.013
Primary products.....		321918-P	12/03	168.243	172.667	176.111	182.273	185.114
Wood moldings.....		321918-2	06/83	338.110	342.768	345.457	352.130	363.103
Other wood millwork products, including stairwork, exterior millwork, and softwood flooring.....		321918-5	12/03	150.855	151.312	153.472	170.325	174.521
Hardwood flooring.....		321918-7	06/84	232.092	243.044	250.802	254.376	254.203
Hardwood flooring, other than oak and maple.....		321918-72	12/03	159.709	159.778	159.640	167.487	167.487
Oak and maple hardwood flooring.....		321918-73	06/84	208.802	220.605	229.016	230.823	230.637
Secondary products and miscellaneous receipts.....		321918-SM						
Secondary products.....		321918-S	12/03	248.712	248.770	256.852	257.398	276.607
Wood container and pallet manufacturing.....	32192		12/03	205.289	201.858	202.860	209.745	217.439
Wood container and pallet manufacturing.....	321920		12/03	205.282	201.849	202.850	209.736	217.430
Primary products.....		321920-P	12/03	201.529	197.322	198.006	205.118	212.379
Nailed and lock-corner wood boxes.....		321920-1	06/85	214.087	210.709	210.709	209.591	209.591
Wood box and crate shook.....		321920-3	06/85	230.759	230.759	226.851	243.287	254.559
Wood pallets and pallet containers, wood and metal combination.....		321920-5	12/03	215.878	210.514	211.692	219.504	228.198
Other wood container parts and wood containers.....		321920-7	12/03	144.016	144.016	144.016	146.379	146.379
Secondary products and miscellaneous receipts.....		321920-SM						
Miscellaneous receipts.....		321920-M	12/03	285.315	294.286	299.088	303.229	320.992
Secondary products.....		321920-S	12/03	179.868	180.130	185.564	189.422	192.118
All other wood product manufacturing.....	32199		12/03	189.923	188.906	192.804	197.749	203.009
Manufactured home, mobile home, manufacturing.....	321991		06/81	447.733	448.358	465.206	478.651	490.978
Primary products.....		321991-P	06/81	447.620	448.253	465.312	478.787	491.270
Manufactured homes (mobile homes), all width sizes (incl. multisection).....		321991-1	06/81	448.536	449.170	466.265	479.768	492.276
Secondary products and miscellaneous receipts.....		321991-SM						
Prefabricated wood building manufacturing.....	321992		12/84	355.801	363.486	370.548	376.191	403.312
Primary products.....		321992-P	12/84	345.886	352.988	359.750	363.716	379.959
Prefabricated stationary wood buildings, components (not sold as complete units).....		321992-1	12/89	181.953	188.825	192.871	195.413	200.032
Prefabricated stationary wood buildings, shipped in panel form (complete units) ...		321992-5	12/84	405.056	411.785	441.371	459.549	508.715
Prefabricated stationary wood buildings, precut packages (complete units).....		321992-6	12/84	457.223	462.995	463.659	461.976	477.554
Prefabricated stationary wood buildings, shipped in three-dimensional assemblies.....		321992-7	12/84	366.108	369.229	370.969	372.297	389.158
Prefabricated stationary wood buildings, three-dimensional assemblies, residential.....		321992-71	12/84	353.054	356.327	358.057	359.569	378.986
Prefabricated stationary wood buildings, three-dimensional assemblies, nonresidential.....		321992-72	12/84	464.482	466.657	468.513	468.632	468.697
Secondary products and miscellaneous receipts.....		321992-SM						
Miscellaneous receipts.....		321992-M	06/98	240.205	248.406	248.406	260.174	328.894
Secondary products.....		321992-S	08/92	343.061	343.895	-	-	-
Miscellaneous wood product manufacturing.....	321999		12/03	140.883	136.969	137.454	141.373	141.375

See footnotes at end of table.

Table 11. Producer price indexes for net output of selected industries and their products, not seasonally adjusted — Continued
[February 2022]

Title ¹	Industry code	Product code	Index base	Unadjusted index ²				
				Oct. 2021	Nov. 2021 ^P	Dec. 2021 ^P	Jan. 2022 ^P	Feb. 2022 ^P
Miscellaneous wood product manufacturing - Continued								
Primary products.....		321999-P	06/84	210.635	204.357	205.064	210.591	210.591
All other miscellaneous wood products.....		321999-0	06/02	137.630	133.528	133.991	137.602	137.602
Secondary products and miscellaneous receipts.....		321999-SM						
Secondary products.....		321999-S	06/84	263.067	—	—	—	—
Paper manufacturing.....	322		12/03	162.983	164.665	166.060	167.730	169.087
Pulp, paper & paperboard mills.....	3221		12/03	160.171	161.565	163.227	163.887	164.749
Pulp mills.....	32211		12/82	215.671	213.117	216.355	223.508	224.128
Pulp mills.....	322110		12/82	215.670	213.116	216.354	223.507	224.127
Primary products.....		322110-P	12/82	238.711	235.885	239.468	247.386	248.072
Special alpha and dissolving wood pulp, incl. sulfite and sulfate and other wood pulp.....		322110-6	12/11	111.225	107.866	110.012	110.576	110.826
All other miscellaneous pulp, other than wood, and pulp mill by-products, incl. turpentine.....		322110-9	06/88	316.692	337.900	336.834	385.533	387.296
Paper mills.....	32212		06/81	207.911	211.639	214.271	214.856	217.247
Paper, except newsprint, mills.....	322121		12/03	143.151	145.613	147.300	147.566	149.114
Primary products.....		322121-P	12/03	142.278	144.847	144.898	147.638	149.256
Sanitary tissue paper products, made in paper mills.....		322121-Q	06/83	208.192	211.034	210.550	212.993	213.713
Paper table napkins, industrial & retail pkgs, bulk and dispenser types, made in paper mills.....		322121-Q2	06/83	252.855	253.059	253.102	256.851	258.861
Paper towels, industrial packages (rolled, folded, and interfolded), made in paper mills.....		322121-Q6	12/06	108.884	108.867	111.333	112.673	111.621
Other sanitary tissue paper products, made in paper mills.....		322121-Q9	12/02	107.020	110.218	107.916	111.552	112.959
Bleached bristol, clay-coated, uncoated, and industrial converted paper.....		322121-6	12/11	110.669	113.396	113.691	116.841	118.075
Secondary products and miscellaneous receipts.....		322121-SM						
Newsprint mills.....	322122		12/03	108.959	112.366	115.478	117.686	120.303
Primary products.....		322122-P	12/03	109.822	113.256	116.392	118.618	121.256
Newsprint.....		322122-1	06/81	139.582	141.530	141.440	146.179	149.223
Secondary products and miscellaneous receipts.....		322122-SM1						
Paperboard mills.....	32213		12/82	355.179	354.835	357.296	358.066	357.197
Paperboard mills.....	322130		12/82	355.569	355.226	357.692	358.463	357.596
Primary products.....		322130-P	12/82	337.550	337.932	340.722	341.691	341.788
Bleached packaging and industrial converting paperboard.....		322130-B	05/21	111.598	111.613	111.970	112.611	112.611
Unbleached kraft packaging and industrial converting paperboard.....		322130-1	12/82	336.322	336.322	339.241	339.241	339.241
Recycled paperboard.....		322130-7	12/82	394.408	395.969	400.556	403.126	403.532
Secondary products and miscellaneous receipts.....		322130-SM						
Secondary products.....		322130-S	12/82	486.522	463.965	460.001	456.334	430.755
Converted paper product mfg.....	3222		12/03	167.261	168.994	170.196	172.470	174.023
Paper container mfg.....	32221		12/84	292.094	294.652	295.706	299.550	302.149
Corrugated and solid fiber box manufacturing.....	322211		03/80	411.678	412.979	413.856	417.607	418.212
Primary products.....		322211-P	03/80	408.438	409.910	411.546	415.864	416.269
Corrugated and solid fiber boxes, including pallets.....		322211-0	03/80	408.438	409.910	411.546	415.864	416.269
Corrugated shipping containers for food and beverages and carryout boxes for retail food.....		322211-01	03/80	332.230	333.843	335.435	339.868	341.500
Corrugated shipping containers for paper and allied products.....		322211-02	03/80	432.729	432.729	434.270	448.253	448.253
Corrugated shipping containers for metal and electrical machinery.....		322211-03	06/02	242.511	243.632	244.074	245.705	245.705
Corrugated shipping containers for all other end uses.....		322211-04	03/80	409.070	409.125	409.519	409.562	409.562
Corrugated paperboard in sheets and rolls, lined and unlined.....		322211-05	03/80	362.018	364.713	367.938	365.955	365.955
Other corrugated and solid fiber products, including containers, pallets, pads, etc.....		322211-09	06/02	238.001	239.342	239.752	240.106	240.106
Secondary products and miscellaneous receipts.....		322211-SM						
Miscellaneous receipts.....		322211-M	06/02	314.895	314.018	306.370	300.396	301.751
Secondary products.....		322211-S	12/90	200.980	201.555	202.360	208.295	210.470
Folding paperboard box manufacturing.....	322212		12/83	184.204	187.007	190.242	193.604	198.520
Primary products.....		322212-P	12/83	182.308	185.117	188.438	191.239	196.260
Folding paperboard boxes, packaging, and packaging components.....		322212-0	12/83	182.308	185.117	188.438	191.239	196.260
Secondary products and miscellaneous receipts.....		322212-SM						
Other paperboard container manufacturing.....	322219		12/11	120.062	123.672	122.457	125.810	128.508
Primary products.....		322219-P	12/11	121.790	125.979	124.568	128.459	131.589
Setup (rigid) paperboard boxes.....		322219-1	12/83	311.140	311.721	323.071	344.798	347.946
Milk and milk-type paperboard cartons, including juice, beverage, and other products.....		322219-4	02/04	126.538	—	—	—	—
Paperboard fiber drums with ends of any material.....		322219-7	12/85	500.945	526.738	527.980	530.120	533.752
Fiber cans, tubes, and similar fiber products.....		322219-8	12/85	335.434	338.370	348.379	355.175	382.545
Fiber cans, all fiber and composite.....		322219-81	12/85	283.500	284.713	286.140	287.816	344.078
Fiber cores and tubes.....		322219-82	12/85	373.014	377.152	393.098	403.455	412.181

See footnotes at end of table.

Table 11. Producer price indexes for net output of selected industries and their products, not seasonally adjusted — Continued
[February 2022]

Title ¹	Industry code	Product code	Index base	Unadjusted index ²				
				Oct. 2021	Nov. 2021 ^P	Dec. 2021 ^P	Jan. 2022 ^P	Feb. 2022 ^P
Other paperboard container manufacturing - Continued								
Paperboard cones, reels, spools, bobbins, blocks, and all vulcanized fiber products.....		322219-83	12/02	151.366	151.690	151.690	151.690	151.690
Secondary products and miscellaneous receipts.....		322219-SM						
Miscellaneous receipts.....		322219-M	12/11	101.219	101.219	101.219	101.219	101.219
Paper bag and coated and treated paper mfg.....	32222		12/03	156.029	157.550	158.790	161.016	163.030
Paper bag and coated and treated paper manufacturing.....	322220		12/11	118.601	119.757	120.700	122.391	123.915
Primary products.....		322220-P	12/11	117.104	118.295	119.319	120.889	120.903
Specialty bags, pouches, and liners, multiweb laminations and foil, except film-film.....		322220-C	12/83	242.838	263.617	265.674	268.393	263.415
Uncoated single-web paper grocers' bags and sacks and variety and shopping bags.....		322220-D	12/83	410.018	410.018	410.018	410.273	410.273
Laminated aluminum foil rolls and sheets for flexible packaging uses.....		322220-F	12/03	131.239	131.400	134.600	140.122	139.708
Pasted, lined, laminated, or surface-coated paperboard.....		322220-G	12/84	299.289	299.289	304.402	308.932	308.932
Single-web paper, rolls and sheets, including waxed, for flexible packaging uses...		322220-H	12/87	232.498	232.503	232.503	235.841	235.841
Multiweb laminated rolls and sheets, except foil, for flexible packaging uses.....		322220-J	12/03	146.951	147.588	149.437	150.749	151.160
Printing paper, coated at establishments other than where paper was produced. ...		322220-K	12/82	260.440	260.440	260.440	266.011	266.011
Pressure-sensitive products.....		322220-N	12/82	215.006	218.544	221.127	224.441	225.730
Wallcoverings.....		322220-7	06/85	182.992	182.992	182.992	182.992	182.992
Converted foil for nonpackaging applications.....		322220-8	06/13	102.913	103.378	103.561	103.599	101.068
Other coated and processed papers, except for packaging uses.....		322220-9	12/11	108.300	108.523	109.265	109.859	109.177
Secondary products and miscellaneous receipts.....		322220-SM						
Miscellaneous receipts.....		322220-M	12/11	141.480	143.254	143.254	143.254	152.211
Stationery product mfg.....	32223		12/03	158.181	161.224	165.361	170.783	171.795
Stationery product manufacturing.....	322230		12/11	123.674	126.053	129.287	133.527	134.318
Primary products.....		322230-P	12/11	124.280	126.787	130.094	134.398	135.215
Die-cut paper and paperboard office supplies.....		322230-4	12/89	191.305	192.468	206.618	219.711	219.711
Envelopes, commercial, all types and materials.....		322230-5	12/84	195.197	202.786	205.787	208.584	212.952
Tablets, pads and related products.....		322230-9	06/85	211.773	212.297	216.524	225.634	225.634
Secondary products and miscellaneous receipts.....		322230-SM						
Miscellaneous receipts.....		322230-M	12/11	113.035	112.258	112.095	113.367	114.108
Other converted paper product mfg.....	32229		12/03	128.065	129.751	131.194	131.848	132.910
Sanitary paper product manufacturing.....	322291		12/03	117.597	118.494	119.907	120.589	121.005
Primary products.....		322291-P	06/83	172.629	174.385	175.634	176.362	176.921
Disposable diapers and similar disposable products, made from purchased sanitary paper stock.....		322291-2	12/03	98.903	99.255	99.449	99.449	99.449
Sanitary tissue paper products, made from purchased sanitary paper stock or wadding.....		322291-5	12/03	135.468	138.216	140.288	141.733	142.843
Secondary products and miscellaneous receipts.....		322291-SM						
Miscellaneous receipts.....		322291-M	12/03	193.176	180.654	214.092	228.318	228.318
All other converted paper product mfg.....	322299		12/03	154.422	158.187	159.680	160.244	163.026
Primary products.....		322299-P	12/03	152.538	155.827	157.008	157.438	160.139
Molded pulp goods, including egg cartons, florist pots, food trays, etc.....		322299-1	12/03	163.316	165.742	166.990	167.824	169.854
Miscellaneous converted paper and paperboard products.....		322299-3	12/03	149.837	153.260	154.424	154.780	157.586
Secondary products and miscellaneous receipts.....		322299-SM						
Printing and related support activities.....	323		12/03	128.213	132.323	133.428	135.086	138.304
Printing and related support activities.....	3231		12/03	128.366	132.481	133.587	135.247	138.469
Printing.....	32311		12/03	129.184	133.437	134.527	136.244	139.584
Commercial screen printing.....	323113		12/03	112.646	115.516	116.516	119.398	119.736
Primary products.....		323113-P	12/03	111.599	114.746	115.591	118.653	118.978
Screen printing on garments, apparel accessories, and other fabric articles, excluding labels.....		323113-4	06/90	147.399	149.798	151.374	155.552	156.159
Screen printing (excluding on textiles, apparel, apparel accessories, and labels) ...		323113-6	12/06	100.906	106.665	106.665	109.212	109.212
Secondary products and miscellaneous receipts.....		323113-SM						
Miscellaneous receipts.....		323113-M	12/03	124.462	124.462	126.966	130.020	130.244
Secondary products.....		323113-S	12/03	108.639	111.380	112.448	113.763	114.266
Books printing.....	323117		12/83	205.344	208.673	212.134	217.523	222.144
Primary products.....		323117-P	12/83	203.820	207.106	210.752	215.994	220.875
Other book and pamphlet printing and binding.....		323117-E	06/93	150.509	150.528	151.134	153.582	153.953
Textbook printing and binding.....		323117-1	06/93	120.713	123.286	125.472	127.315	127.837
Technical, scientific, & professional book printing & binding.....		323117-3	06/93	123.398	126.256	126.475	137.030	140.346
Religious book printing and binding.....		323117-5	06/93	142.661	147.883	153.852	157.916	160.245
General book (trade, etc.) printing & binding.....		323117-7	06/93	159.430	162.100	166.180	169.350	176.975
Secondary products and miscellaneous receipts.....		323117-SM						
Secondary products.....		323117-S	12/83	219.549	224.373	226.687	229.377	232.303
Commercial printing, except screen and books.....	32311K		12/11	114.719	118.715	119.614	120.896	124.151

See footnotes at end of table.

Table 11. Producer price indexes for net output of selected industries and their products, not seasonally adjusted — Continued
[February 2022]

Title ¹	Industry code	Product code	Index base	Unadjusted index ²				
				Oct. 2021	Nov. 2021 ^P	Dec. 2021 ^P	Jan. 2022 ^P	Feb. 2022 ^P
Commercial printing, except screen and books - Continued								
Primary products.....		32311K-P	12/11	113.227	117.179	117.966	119.173	122.435
Commercial lithographic printing.....		32311K-0	06/82	176.602	183.834	185.147	187.527	192.316
Other commercial and general job printing (lithographic).....		32311K-0B	12/01	112.531	113.230	114.263	120.820	123.234
Magazine and periodical printing (lithographic).....		32311K-01	06/82	152.602	152.602	156.592	156.373	158.792
Label and wrapper printing (lithographic).....		32311K-03	06/82	166.290	166.290	166.290	166.290	166.290
Catalog and directory printing (lithographic).....		32311K-05	06/82	150.502	151.045	151.117	153.683	155.424
Advertising printing (lithographic).....		32311K-09	06/82	161.638	162.331	163.056	163.490	166.050
Commercial flexographic printing.....		32311K-2	12/03	158.985	164.560	164.560	165.601	175.679
Label and wrapper printing (flexographic).....		32311K-21	12/01	155.880	157.517	157.517	158.924	171.218
Quick printing.....		32311K-4	12/03	127.684	127.684	127.684	127.684	127.684
Digital printing.....		32311K-5	12/03	105.423	110.099	111.094	112.871	113.235
Manifold business forms printing.....		32311K-6	12/03	212.675	217.547	217.547	217.729	217.729
Unit set business forms, loose or bound, manifold books, and pegboard accounting systems.....		32311K-62	12/17	108.393	108.393	108.393	108.685	—
Other commercial printing.....		32311K-9	12/03	123.639	123.639	125.788	126.678	126.678
All other commercial and general job printing.....		32311K-9V	09/18	128.818	128.818	128.818	128.987	128.987
Secondary products and miscellaneous receipts.....		32311K-SM						
Miscellaneous receipts.....		32311K-M	12/11	119.278	119.552	119.555	120.675	120.676
Secondary products.....		32311K-S	12/11	139.634	149.282	153.899	157.095	164.240
Support activities for printing.....	32312		12/03	109.373	109.889	111.541	111.675	111.815
Support activities for printing.....	323120		12/11	110.983	111.507	113.182	113.318	113.460
Primary products.....		323120-P	12/11	108.825	109.301	111.135	111.260	111.372
Softcover, pamphlet, sample book, and other binding of books and materials printed elsewhere.....		323120-3	12/06	122.044	122.283	125.835	126.182	126.186
Edition, library, and other hardcover binding of books printed elsewhere.....		323120-4	12/85	202.254	—	—	—	—
Miscellaneous binding and postpress work, incl collating, perforating, folding, gluing, etc.....		323120-5	12/06	122.174	124.058	125.052	125.244	125.829
Prepress services, excl platemaking (incl film, assembled flats, color sep., typesetting, etc.).....		323120-7	12/03	92.748	92.748	94.127	94.127	94.127
Printing plates and cylinders, prepared for printing (excl blank plates and blank cylinders).....		323120-9	12/03	102.417	102.417	104.765	104.765	104.765
Secondary products and miscellaneous receipts.....		323120-SM						
Petroleum and coal products manufacturing.....	324		12/84	347.477	349.255	329.699	347.847	387.776
Petroleum and coal products mfg.....	3241		12/84	347.477	349.255	329.699	347.847	387.776
Petroleum refineries.....	32411		06/85	349.297	351.053	329.562	348.389	391.231
Petroleum refineries.....	324110		06/85	349.354	351.110	329.608	348.440	391.305
Primary products.....		324110-P	06/85	363.866	365.758	342.591	362.449	408.633
Kerosene, except jet fuel.....		324110-B	06/85	317.504	311.084	284.072	307.730	357.235
Light fuel oils.....		324110-C	06/85	442.061	433.694	409.507	431.389	494.575
Home heating oil and other distillates, NEC.....		324110-C1	06/85	301.801	301.298	276.145	309.353	375.671
Diesel fuel.....		324110-C2	06/85	468.290	459.057	434.049	455.930	521.216
Heavy fuel oils, including No. 5, No. 6, heavy diesel, gas enrichment oils, etc.....		324110-E	06/85	289.203	301.774	299.041	280.621	322.082
Unfinished oils and lubricating oil base stock.....		324110-J	06/85	515.215	487.919	490.005	498.651	504.639
Liquefied refinery gases, including other aliphatics (feed stock and other uses)....		324110-R	06/85	1,066.632	1,074.069	942.392	1,054.847	1,168.631
Other finished petroleum products, including waxes.....		324110-T	06/85	455.085	557.223	722.356	723.188	773.734
Gasoline, including finished base stocks and blending agents.....		324110-1	06/85	283.764	286.556	262.263	278.304	312.510
Motor gasoline, including finished base stocks and blending agents.....		324110-12	06/85	285.938	288.396	263.932	280.174	315.072
Regular gasoline.....		324110-121	06/85	278.518	280.463	256.468	273.162	307.354
Mid-premium gasoline.....		324110-122	12/87	408.679	415.339	381.937	391.199	438.968
Premium gasoline.....		324110-123	06/85	291.093	296.648	272.814	284.304	318.556
Jet fuel.....		324110-6	06/85	292.529	303.576	273.473	309.245	354.054
Asphalt.....		324110-9	06/85	245.053	264.984	248.417	245.122	272.427
Secondary products and miscellaneous receipts.....		324110-SM1						
Asphalt paving and roofing materials mfg.....	32412		12/84	293.756	297.451	300.777	315.838	322.199
Asphalt paving mixture & block manufacturing.....	324121		06/81	330.949	330.619	334.093	362.910	370.264
Primary products.....		324121-P	06/81	329.406	329.053	332.760	363.449	370.393
Asphalt paving mixtures & blocks.....		324121-0	06/81	329.406	329.053	332.760	363.449	370.393
Emulsified asphalt, including liquid additives.....		324121-0111	12/04	223.470	226.055	226.026	225.568	231.603
Other liquid asphalt and tar paving materials, including cut-backs.....		324121-0121	12/04	299.942	300.532	299.971	299.669	319.715
Asphalt and tar paving mixt. (excl liquid), incl bitum. or asph. concrete, asph. paving cement.....		324121-0131	12/04	210.071	208.382	212.676	247.846	251.266
Secondary products and miscellaneous receipts.....		324121-SM						
Miscellaneous receipts.....		324121-M	12/04	175.682	175.682	175.682	176.334	185.886
Secondary products.....		324121-S	06/81	334.915	334.915	334.915	334.915	339.173
Asphalt shingle and coating materials manufacturing.....	324122		06/84	293.451	301.234	304.802	309.034	315.220
Primary products.....		324122-P	06/84	296.080	304.366	307.917	311.132	317.535

See footnotes at end of table.

Table 11. Producer price indexes for net output of selected industries and their products, not seasonally adjusted — Continued
[February 2022]

Title ¹	Industry code	Product code	Index base	Unadjusted index ²				
				Oct. 2021	Nov. 2021 ^P	Dec. 2021 ^P	Jan. 2022 ^P	Feb. 2022 ^P
Asphalt shingle and coating materials manufacturing - Continued								
Roofing asphalts and pitches, coatings, and cements.....		324122-1	06/84	270.111	269.885	270.018	278.276	279.587
Prepared asphalt and tar roofing and siding products, incl. saturated felts for nonbuilding use.....		324122-2	06/84	295.817	305.371	309.428	311.768	318.907
Asphalt smooth-surfaced roll roofing and cap sheets, organic and fiberglass base.....		324122-21	12/12	118.362	113.898	115.329	116.723	118.049
Asphalt mineral-surfaced roll roofing and cap sheets, organic and fiberglass base.....		324122-22	06/06	227.054	230.874	231.625	235.364	235.417
Other prepared asphalt and tar products for roofing and siding.....		324122-27	06/06	152.024	152.573	155.837	161.218	164.146
Secondary products and miscellaneous receipts.....		324122-SM						
Other petroleum and coal products mfg.....	32419		12/84	460.643	460.689	464.175	469.710	476.214
Petroleum lubricating oil and grease mfg.....	324191		12/80	527.871	527.774	528.583	532.919	535.036
Primary products.....		324191-P	12/80	555.524	555.413	556.332	561.114	563.527
Petroleum lubricating oils and greases, refined petroleum.....		324191-0	12/80	555.524	555.413	556.332	561.114	563.527
Lubricating oils (incl. hydraulic fluids, etc.), refined petroleum.....		324191-011	12/80	573.693	573.564	574.625	579.318	582.101
Secondary products and miscellaneous receipts.....		324191-SM						
All other petroleum and coal products mfg.....	324199		12/03	281.833	282.206	291.622	299.605	315.801
Primary products.....		324199-P	12/03	290.626	291.028	301.312	309.392	325.739
Coke oven and blast furnace products, made in coke oven establishments.....		324199-3	12/09	144.873	142.346	144.957	152.375	166.843
All other petroleum and coal products (excl. coke oven products), made in coke oven estab.....		324199-9	12/02	319.518	325.518	341.950	343.925	349.021
Secondary products and miscellaneous receipts.....		324199-SM						
Secondary products.....		324199-S	12/09	156.340	156.210	149.735	-	-
Chemical mfg.....	325		12/84	335.868	338.607	339.665	342.692	345.267
Basic chemical mfg.....	3251		12/84	409.936	421.631	421.737	420.865	425.970
Petrochemical mfg.....	32511		12/03	206.455	199.680	185.209	186.887	196.553
Petrochemical manufacturing.....	325110		12/03	208.163	201.569	187.105	187.956	197.429
Primary products.....		325110-P	12/03	228.813	223.747	209.010	202.225	210.130
Secondary products and miscellaneous receipts.....		325110-SM						
Industrial gas mfg.....	32512		12/03	190.860	211.277	219.571	219.587	224.574
Industrial gas manufacturing.....	325120		12/03	191.382	211.896	220.228	220.243	225.251
Primary products.....		325120-P	06/81	317.100	352.030	366.219	366.227	374.709
Oxygen.....		325120-A	06/81	387.726	387.726	387.824	390.075	392.846
Argon and hydrogen.....		325120-C	06/09	86.194	86.128	86.094	86.540	87.242
Other industrial gases (including fluorocarbon and acetylene).....		325120-T	06/09	215.523	251.825	266.640	266.369	274.564
Carbon dioxide.....		325120-4	06/81	512.642	512.264	511.515	512.218	513.035
Nitrogen.....		325120-7	06/81	246.682	247.956	248.180	247.932	249.141
Secondary products and miscellaneous receipts.....		325120-SM						
Synthetic dye and pigment mfg.....	32513		12/03	151.769	157.765	156.252	160.220	165.550
Synthetic dye and pigment manufacturing.....	325130		12/11	100.278	104.238	103.238	105.860	109.380
Primary products.....		325130-P	12/11	98.357	102.475	101.408	104.138	107.782
All other inorganic pigments, including TiO ₂ , chrome colors, and other white opaque pigments.....		325130-N	09/21	101.126	106.750	105.385	106.739	111.751
Synthetic organic dyes, pigments, lakes, and toners.....		325130-R	09/21	101.752	102.578	102.138	108.551	109.194
Synthetic organic dyes.....		325130-R8	12/82	115.058	115.719	118.851	136.889	139.204
Synthetic organic pigments, lakes, and toners.....		325130-R9	12/82	185.523	187.215	183.946	188.312	188.406
Secondary products and miscellaneous receipts.....		325130-SM						
Secondary products.....		325130-S	12/11	-	123.540	123.710	124.628	126.437
Other basic inorganic chemical manufacturing.....	32518		12/03	320.663	324.908	335.547	342.291	351.349
Other basic inorganic chemical manufacturing.....	325180		12/10	139.664	141.518	146.151	149.115	153.080
Primary products.....		325180-P	12/10	113.739	115.510	119.236	122.938	127.163
Potassium and sodium compounds, excluding bleaches, alkalis, and alum.....		325180-A	12/82	457.029	468.670	477.729	490.526	514.413
All other inorganic chemicals.....		325180-H	12/03	333.429	341.010	344.889	348.746	354.454
Inorganic acids, excluding nitric, sulfuric and phosphoric.....		325180-3	12/82	125.949	129.747	129.739	134.198	145.759
Sodium hydroxide (caustic soda).....		325180-4	12/80	469.401	475.981	502.066	575.880	585.123
Carbon black, all processes.....		325180-6	12/83	476.385	493.991	554.383	545.341	619.201
Other alkalis.....		325180-7	12/11	114.883	116.947	116.304	127.078	135.041
Sulfuric acid.....		325180-9	12/82	164.917	163.839	190.547	190.639	190.596
Secondary products and miscellaneous receipts.....		325180-SM						
Miscellaneous receipts.....		325180-M	12/10	273.566	273.566	284.633	284.832	-
Secondary products.....		325180-S	12/10	181.729	187.235	190.280	187.024	192.942
Other basic organic chemical mfg.....	32519		12/03	209.001	219.318	221.910	217.851	216.219
Ethyl alcohol manufacturing.....	325193		12/03	229.684	261.978	273.764	239.785	228.249
Primary products.....		325193-P	12/82	266.588	317.746	334.121	275.735	248.562
Ethyl alcohol.....		325193-0	12/82	266.588	317.746	334.121	275.735	248.562

See footnotes at end of table.

Table 11. Producer price indexes for net output of selected industries and their products, not seasonally adjusted — Continued
[February 2022]

Title ¹	Industry code	Product code	Index base	Unadjusted index ²				
				Oct. 2021	Nov. 2021 ^P	Dec. 2021 ^P	Jan. 2022 ^P	Feb. 2022 ^P
Ethyl alcohol manufacturing - Continued								
Secondary products and miscellaneous receipts.....		325193-SM						
Secondary products.....		325193-S	12/03	199.092	202.913	209.674	211.317	230.764
Cyclic crude, intermediate, and gum and wood chemical mfg.....	325194		06/11	119.877	120.624	123.108	125.028	126.842
Primary products.....		325194-P	06/11	131.024	132.882	136.129	136.884	139.375
Gum and wood chemicals, including wood distillation products.....		325194-1	06/84	456.092	455.462	458.597	477.463	497.771
Cyclic crude and intermediate chemicals.....		325194-2	12/03	231.382	235.719	242.666	241.587	244.258
Secondary products and miscellaneous receipts.....		325194-SM						
All other basic organic chemical manufacturing.....	325199		12/03	208.079	210.983	209.786	216.714	218.412
Primary products.....		325199-P	12/82	370.236	376.094	373.970	386.685	389.709
Natural organic chemicals.....		325199-E	12/08	121.288	120.973	121.507	147.814	148.774
Synthetic organic chemicals for use as flavor and perfume materials.....		325199-H	12/03	118.642	118.990	119.465	127.865	130.788
Synthetic organic plasticizers.....		325199-N	12/03	184.691	196.294	216.547	218.329	217.951
Other synthetic organic chemicals.....		325199-R	12/03	183.687	194.522	200.234	202.383	208.722
Miscellaneous end use chemicals and chemical products, excluding urea.....		325199-T	12/82	364.316	364.509	364.510	374.163	378.501
Miscellaneous cyclic and acyclic chemicals and chemical products, excluding fatty acid esters.....		325199-V	12/82	356.652	367.451	350.806	368.593	364.335
Fatty acids.....		325199-1	06/85	320.706	324.283	317.373	310.515	319.607
Industrial organic flavor oil mixtures and blends.....		325199-7	12/08	403.156	409.478	409.478	424.164	424.741
Secondary products and miscellaneous receipts.....		325199-SM						
Miscellaneous receipts.....		325199-M	12/82	1,388.814	1,388.814	1,388.814	1,390.964	—
Resin, synthetic rubber, and artificial/synthetic fiber/filaments mfg.....	3252		12/84	281.559	278.655	273.037	267.151	267.124
Resin and synthetic rubber mfg.....	32521		12/03	230.093	227.575	222.779	217.357	217.146
Plastics material and resins mfg.....	325211		12/80	379.449	375.398	367.755	357.971	357.626
Primary products.....		325211-P	12/80	355.601	350.672	341.881	330.440	329.279
Thermoplastic resins and plastics materials.....		325211-1	12/80	359.606	353.750	343.238	329.199	328.340
Thermosetting resins and plastics materials.....		325211-4	12/80	314.539	316.706	321.081	329.449	326.059
Secondary products and miscellaneous receipts.....		325211-SM						
Synthetic rubber manufacturing.....	325212		06/81	273.921	269.890	261.565	262.861	262.533
Primary products.....		325212-P	06/81	272.928	268.645	259.801	261.178	260.830
Synthetic rubber (vulcanizable elastomers).....		325212-0	06/81	272.928	268.645	259.801	261.178	260.830
Secondary products and miscellaneous receipts.....		325212-SM						
Artificial fibers and filaments manufacturing.....	32522		12/03	151.063	150.613	149.169	150.682	152.116
Artificial fibers and filaments manufacturing.....	325220		06/81	153.730	153.266	151.791	153.336	154.794
Primary products.....		325220-P	06/81	156.268	155.629	153.982	155.707	157.137
Polyester manufactured fibers.....		325220-7	12/89	135.323	135.362	132.734	137.105	142.829
Other noncellulosic organic fibers, incl. polyamide, polyolefin, and producer-textured.....		325220-9	06/11	124.891	124.232	123.217	123.875	123.896
Secondary products and miscellaneous receipts.....		325220-SM						
Pesticide, fertilizer, and other agricultural chemical mfg.....	3253		12/84	291.006	303.179	317.240	325.422	332.108
Fertilizer mfg.....	32531		12/03	263.378	281.658	302.632	310.573	320.716
Nitrogenous fertilizer manufacturing.....	325311		12/79	483.638	539.354	615.654	643.273	696.248
Primary products.....		325311-P	12/79	471.210	527.159	603.778	629.711	682.909
Synthetic ammonia, nitric acid, ammonium compounds, and urea.....		325311-A	12/14	131.865	148.404	171.053	178.132	193.846
Fertilizer materials of organic origin.....		325311-7	06/03	133.931	133.931	133.931	144.507	144.714
Secondary products and miscellaneous receipts.....		325311-SM						
Secondary products.....		325311-S	12/79	510.048	510.048	510.048	583.093	—
Phosphatic fertilizer manufacturing.....	325312		12/79	487.469	514.875	536.879	539.707	539.990
Primary products.....		325312-P	12/79	406.118	429.288	446.164	448.321	448.321
Phosphoric acid, superphosphates, and other phosphatic fertilizer materials.....		325312-A	12/09	207.469	218.739	226.661	—	—
Mixed fertilizers, made in plants which manufacture fertilizer materials.....		325312-7	12/79	362.456	387.055	406.948	415.179	415.179
Secondary products and miscellaneous receipts.....		325312-SM						
Fertilizer, mixing only, manufacturing.....	325314		12/79	261.600	266.510	272.121	282.443	282.819
Primary products.....		325314-P	12/79	262.803	267.052	272.812	283.828	283.828
Mixed fertilizers, mixing only.....		325314-0	06/86	233.431	237.205	242.322	252.106	252.106
Mixed fertilizers, dry, mixing only.....		325314-01	06/03	176.848	178.592	180.471	188.706	188.706
Mixed fertilizers, liquid, mixing only.....		325314-02	06/86	258.410	269.503	287.555	293.285	293.285
Secondary products and miscellaneous receipts.....		325314-SM						
Pesticide and other agricultural chemical mfg.....	32532		12/03	144.065	144.218	144.513	148.132	148.132
Pesticide and other agricultural chemical manufacturing.....	325320		06/82	198.356	198.566	198.972	203.955	203.955
Primary products.....		325320-P	06/82	208.251	208.471	208.708	214.296	214.296
Agricultural and commercial pesticides and chemicals.....		325320-1	06/03	141.290	141.290	141.290	145.137	145.137
Lawn and garden pesticides and chemicals.....		325320-4	06/03	167.397	170.246	170.246	171.933	171.933
Household and institutional pesticides and chemicals.....		325320-7	06/03	150.981	150.981	152.941	158.211	158.211

See footnotes at end of table.

Table 11. Producer price indexes for net output of selected industries and their products, not seasonally adjusted — Continued
[February 2022]

Title ¹	Industry code	Product code	Index base	Unadjusted index ²				
				Oct. 2021	Nov. 2021 ^P	Dec. 2021 ^P	Jan. 2022 ^P	Feb. 2022 ^P
Pesticide and other agricultural chemical manufacturing - Continued								
Secondary products and miscellaneous receipts.....		325320-SM						
Pharmaceutical and medicine mfg.....	3254		12/84	527.459	527.456	530.650	537.696	539.245
Pharmaceutical and medicine mfg.....	32541		12/03	220.231	220.230	221.564	224.505	225.152
Medicinal and botanical manufacturing.....	325411		06/82	179.512	179.328	179.699	182.929	182.929
Primary products.....		325411-P	06/82	182.714	182.527	182.904	186.192	186.192
Synthetic organic medicinal chemicals, medicinal & botanical drugs, & other products.....		325411-0	12/11	101.921	101.817	102.027	103.861	103.861
Pharmaceutical preparation manufacturing.....	325412		06/81	834.219	834.223	834.241	845.335	848.242
Primary products.....		325412-P	06/81	933.174	933.198	932.934	945.505	948.922
Pharmaceuticals acting on the respiratory system, for human use.....		325412-A	06/01	221.676	221.676	221.676	226.233	226.872
Antihistamines and bronchodilators, including antiasthmatics.....		325412-A111	06/81	1,082.135	1,082.135	1,082.135	1,082.135	1,093.956
Other respiratory preparations.....		325412-A112	06/01	230.798	230.798	230.798	237.243	237.243
Other respiratory preparations, over-the-counter.....		325412-A112OC	05/17	102.784	102.784	102.784	107.629	107.629
Other respiratory preparations, prescription.....		325412-A112RX	05/17	114.948	114.948	114.948	117.708	117.708
Pharmaceuticals acting on the digestive or the genito-urinary systems, for human use.....		325412-D	06/01	196.504	196.485	196.485	196.486	196.486
Other digestive or genito-urinary preparations.....		325412-D112	06/01	202.975	202.955	202.955	202.956	202.956
Other digestive or genito-urinary preparations, over-the-counter.....		325412-D112OC	05/17	102.345	102.345	102.345	102.345	—
Other digestive or genito-urinary preparations, prescription.....		325412-D112RX	05/17	102.318	102.306	102.306	102.307	102.307
Pharmaceuticals acting on the skin, for human use.....		325412-G	06/01	176.986	176.986	176.986	177.490	177.490
Other pharmaceutical preparations acting on the skin.....		325412-G311	12/09	107.733	107.733	107.733	108.196	108.196
Anti-acne preparations.....		325412-G411	12/09	106.076	106.076	106.076	106.076	106.076
Vitamin, nutrient, and hematitic preparations, for human use.....		325412-L	06/01	141.184	141.261	140.929	141.956	141.559
Multivitamins.....		325412-L111	06/81	185.323	185.323	185.323	187.418	187.418
Other vitamins and nutrients.....		325412-L112	06/01	153.168	153.311	152.691	153.360	152.620
Pharmaceuticals affecting parasitic and infective diseases, for human use.....		325412-Q	06/01	272.469	272.469	272.469	275.607	275.607
Broad and medium spectrum antibiotics.....		325412-Q111	06/81	597.243	597.243	597.243	600.203	600.203
Systemic antivirals.....		325412-Q112	06/01	275.345	275.345	275.345	280.399	280.399
Other parasitic and infective diseases.....		325412-Q113	06/01	300.831	300.831	300.831	304.364	—
Pharmaceuticals affecting neoplasms, the endocrine system, & metabolic diseases, for human use.....		325412-1	06/01	317.440	317.440	317.440	320.996	322.272
Cancer therapy products.....		325412-1111	06/81	896.831	896.831	896.831	925.117	926.101
Insulin/antidiabetes products.....		325412-1112	06/81	1,561.670	1,561.670	1,561.670	1,600.118	1,600.118
Other neoplasms, endocrine system, and metabolic diseases.....		325412-1113	06/81	1,083.045	1,083.045	1,083.045	1,088.894	1,096.202
Hormones and oral contraceptives.....		325412-1114	12/09	222.686	222.686	222.686	224.093	224.093
Pharmaceuticals acting on the central nervous system and the sense organs, for human use.....		325412-4	06/01	314.463	314.463	314.463	320.648	323.525
Analgesics.....		325412-4111	06/01	321.375	321.375	321.375	330.653	338.445
Psychotherapeutics.....		325412-4112	06/81	6,574.719	6,574.719	6,574.719	6,692.936	6,692.936
Antidepressants.....		325412-41121	12/87	1,161.089	1,161.089	1,161.089	1,181.665	1,181.665
Other psychotherapeutics, including tranquilizers.....		325412-41123	06/01	346.231	346.231	346.231	352.555	352.555
Other central nervous system and sense organs.....		325412-4113	06/01	249.736	249.736	249.736	253.208	253.208
Anticonvulsants.....		325412-4114	12/09	238.085	238.085	238.085	238.085	238.085
Analgesics, over-the-counter.....		325412-4111OC	05/17	104.562	104.562	104.562	104.562	104.793
Analgesics, prescription.....		325412-4111RX	05/17	121.358	121.358	121.358	125.221	128.438
Pharmaceuticals acting on the cardiovascular system, for human use.....		325412-7	06/81	1,625.206	1,625.206	1,623.008	1,637.190	1,637.190
Other cardiovascular preparations.....		325412-7113	06/01	539.890	539.890	539.028	539.028	539.028
Secondary products and miscellaneous receipts.....		325412-SM						
Miscellaneous receipts.....		325412-M	06/81	460.135	460.048	461.300	465.863	466.885
Secondary products.....		325412-S	06/81	292.747	292.751	292.835	302.128	302.214
In-vitro diagnostic substance manufacturing.....	325413		03/80	257.892	257.917	283.321	284.169	284.169
Primary products.....		325413-P	06/87	180.524	180.544	201.568	201.210	201.210
In-vitro diagnostic substances.....		325413-0	06/91	160.303	160.321	178.989	178.672	178.672
Secondary products and miscellaneous receipts.....		325413-SM						
Other biological product manufacturing.....	325414		06/91	233.633	233.633	233.633	238.439	238.439
Primary products.....		325414-P	06/91	242.195	242.195	242.195	246.955	246.955
Biological products, excluding diagnostic, for veterinary, industrial, and all other misc. uses.....		325414-A	03/80	172.069	172.069	172.069	—	—
Biological products, excluding diagnostic, for human use.....		325414-T	06/09	145.485	145.485	145.485	149.004	149.004
Secondary products and miscellaneous receipts.....		325414-SM1						
Paint, coating & adhesive mfg.....	3255		12/03	194.438	195.823	198.353	208.408	211.217
Paint and coating mfg.....	32551		06/83	344.497	347.143	350.762	372.082	374.317
Paint and coating manufacturing.....	325510		06/83	343.912	346.554	350.164	371.440	373.672
Primary products.....		325510-P	06/83	349.278	352.123	356.031	379.192	381.499
Miscellaneous allied paint products including paint and varnish removers, thinners, etc.....		325510-B	12/88	340.127	343.006	346.437	360.694	360.694

See footnotes at end of table.

Table 11. Producer price indexes for net output of selected industries and their products, not seasonally adjusted — Continued
[February 2022]

Title ¹	Industry code	Product code	Index base	Unadjusted index ²				
				Oct. 2021	Nov. 2021 ^P	Dec. 2021 ^P	Jan. 2022 ^P	Feb. 2022 ^P
Paint and coating manufacturing - Continued								
Architectural coatings.....		325510-1	06/83	391.149	394.717	397.827	433.727	434.976
Exterior architectural coatings.....		325510-11	12/12	134.229	137.285	139.765	152.929	153.275
Interior architectural coatings.....		325510-12	12/12	124.780	124.982	125.251	136.272	136.712
Product finishes for original equipment manufacturers (OEM), excluding marine coatings.....		325510-4	06/83	226.343	227.993	232.911	237.655	240.019
Transportation finishes, except powdered and high-solids coatings.....		325510-41	12/12	114.519	114.315	114.771	115.394	115.394
All other product finishes for original equipment manufacturers (OEM), excluding marine coating.....		325510-42	12/12	121.550	122.888	126.413	129.734	131.524
Special purpose coatings incl. marine, industrial, construction and maintenance coatings, etc.....		325510-7	06/83	470.330	473.725	476.031	513.254	518.108
Automotive, other transportation and machinery refinish paints and enamels, including primers.....		325510-71	12/12	141.787	146.111	147.869	149.444	151.382
Special purpose coatings, including all marine coatings and traffic marking paints.....		325510-72	12/12	132.129	131.814	132.053	146.219	147.400
Secondary products and miscellaneous receipts.....		325510-SM						
Secondary products.....		325510-S	06/83	285.348	286.787	288.112	290.254	-
Adhesive mfg.....	32552		12/03	180.298	181.369	184.664	190.126	195.749
Adhesive manufacturing.....	325520		12/83	293.237	294.976	300.331	309.221	318.357
Primary products.....		325520-P	12/83	296.310	298.264	304.296	312.455	322.698
Nonstructural caulking compounds and sealants.....		325520-A	12/06	170.884	170.884	176.334	186.632	191.543
Structural sealants (load bearing).....		325520-B	12/06	128.344	128.344	128.708	130.384	130.760
Synthetic resin & rubber adhesives, incl all types of bonding & laminating adhesives.....		325520-4	12/83	307.501	310.685	316.579	321.939	334.924
Epoxy adhesives.....		325520-41	06/06	170.916	170.916	173.966	173.720	181.581
Other synthetic resin and rubber adhesives.....		325520-46	06/97	206.645	212.624	216.520	225.849	231.191
Secondary products and miscellaneous receipts.....		325520-SM						
Miscellaneous receipts.....		325520-M	12/83	298.621	298.621	298.621	315.682	315.682
Secondary products.....		325520-S	12/83	243.766	243.895	244.046	256.538	257.476
Soap, cleaners, and toilet preparation mfg.....	3256		12/84	186.116	186.944	187.722	191.838	193.060
Soap & cleaning compound mfg.....	32561		12/03	158.235	159.575	160.405	162.479	163.227
Soap and other detergent manufacturing.....	325611		06/83	191.188	192.737	193.182	194.145	194.443
Primary products.....		325611-P	06/83	191.886	192.585	192.674	193.844	194.086
Soaps and detergents, commercial, industrial, and institutional.....		325611-1	06/83	272.368	274.530	274.670	278.998	279.924
Commercial, industrial, and institutional hard surface cleaners.....		325611-11	06/07	124.322	124.904	125.248	125.917	127.525
Commercial, industrial, and institutional laundry detergents.....		325611-12	06/07	153.995	156.963	156.969	157.095	157.295
Commercial, industrial, and institutional dishwashing detergents.....		325611-13	12/11	121.643	122.099	122.162	126.805	127.335
Commercial, industrial, and institutional metal cleaners.....		325611-14	12/11	127.417	127.417	127.815	127.815	-
Dairy, farm, and food plant cleaners, sanitizers, etc.....		325611-16	06/07	138.320	138.667	138.616	138.752	-
Commercial, industrial, and institutional soaps, excluding specialty cleaners.....		325611-17	06/07	144.672	145.063	145.036	146.155	146.155
Commercial, industrial, and institutional scouring cleaners.....		325611-18	05/18	100.353	100.353	100.353	100.353	100.353
Household detergents.....		325611-4	06/83	160.842	161.117	161.104	161.184	161.184
Household alkaline detergents and cleaners.....		325611-45	05/18	108.025	108.153	108.121	108.325	108.325
Household dry and liquid laundry detergents.....		325611-46	05/18	107.792	107.997	107.997	107.997	107.997
Soaps, excluding specialty cleaners, household.....		325611-7	06/83	195.972	195.972	196.336	196.336	196.336
Secondary products and miscellaneous receipts.....		325611-SM						
Miscellaneous receipts.....		325611-M	06/83	200.048	200.790	200.790	200.790	200.769
Secondary products.....		325611-S	06/83	174.227	178.459	180.053	180.351	180.837
Polish and other sanitation good mfg.....	325612		06/83	221.052	226.350	226.919	229.471	229.839
Primary products.....		325612-P	06/83	231.631	236.650	237.412	239.341	239.873
Polishing preparations and related products.....		325612-7	06/83	261.837	266.460	271.465	279.606	282.435
Specialty cleaning and sanitation products.....		325612-8	05/17	106.867	110.177	110.271	110.939	111.068
Disinfectants, nonagricultural, industrial and institutional.....		325612-81	05/17	120.883	120.883	120.883	121.974	121.974
Air and room fresheners.....		325612-83	06/83	157.328	172.319	172.319	172.547	172.547
Laundry fabric softeners and rinses, liquid and dry.....		325612-88	05/17	107.099	107.099	107.198	107.645	107.645
Other specialty cleaning and sanitation products.....		325612-89	06/89	170.932	177.465	177.750	179.288	179.851
Secondary products and miscellaneous receipts.....		325612-SM						
Miscellaneous receipts.....		325612-M	06/83	158.276	158.276	158.276	162.221	162.221
Surface active agent manufacturing.....	325613		12/83	307.336	306.274	310.130	319.085	322.946
Primary products.....		325613-P	12/83	333.792	332.472	336.781	347.057	350.290
Surfactants, finishing agents, and assistants.....		325613-0	12/83	333.792	332.472	336.781	347.057	350.290
Textile and leather assistants and finishes.....		325613-01	12/83	216.688	218.593	220.434	221.375	225.459
Surfactants (bulk surface active agents).....		325613-02	12/83	376.993	374.787	379.901	392.992	396.129
Secondary products and miscellaneous receipts.....		325613-SM						
Toilet preparation mfg.....	32562		12/03	116.840	116.834	117.186	120.945	121.950
Toilet preparation manufacturing.....	325620		03/80	212.505	212.493	213.133	219.959	221.788
Primary products.....		325620-P	03/80	217.702	217.686	218.319	221.092	223.636

See footnotes at end of table.

Table 11. Producer price indexes for net output of selected industries and their products, not seasonally adjusted — Continued
[February 2022]

Title ¹	Industry code	Product code	Index base	Unadjusted index ²				
				Oct. 2021	Nov. 2021 ^P	Dec. 2021 ^P	Jan. 2022 ^P	Feb. 2022 ^P
Toilet preparation manufacturing - Continued								
Denture cleaners, mouthwashes, gargles, and rinses.....		325620-A	12/03	126.759	126.759	126.759	126.791	126.791
Creams, lotions, and oils, excluding shaving, hair, and deodorant.....		325620-D	03/80	208.511	208.431	208.711	214.154	215.166
Other cosmetics and toilet preparations.....		325620-G	06/99	114.858	114.858	115.033	115.412	117.517
Shaving preparations.....		325620-1	03/80	211.747	210.830	216.122	218.412	218.412
Perfumes, toilet waters, and colognes.....		325620-4	03/80	219.108	219.108	221.616	223.939	223.939
Hair preparations (including shampoos).....		325620-7	03/80	247.766	247.823	248.367	253.699	257.480
Hair preparations incl professional, consumer, and cream/gel shampoos.....		325620-71	06/07	138.093	138.093	138.531	142.294	144.461
Hair tonics and hair dressings incl professional and consumer use.....		325620-72	06/07	118.355	118.468	118.362	118.763	120.409
Secondary products and miscellaneous receipts.....		325620-SM						
Secondary products.....		325620-S	03/80	335.095	335.095	340.766	344.175	344.175
Other chemical product & preparation mfg.....	3259		12/03	161.822	162.707	162.944	164.054	165.611
Printing ink mfg.....	32591		12/03	173.661	174.862	174.824	176.495	176.687
Printing ink manufacturing.....	325910		06/84	232.762	234.368	234.324	236.558	236.815
Primary products.....		325910-P	06/84	236.158	237.723	237.790	239.964	240.213
Flexographic printing inks.....		325910-A	06/84	243.959	244.457	244.599	263.760	263.878
Nonimpact/digital inks.....		325910-E	06/05	208.363	211.657	211.541	208.097	206.790
All other printing inks.....		325910-H	06/84	212.169	213.349	214.971	214.971	223.091
Lithographic and offset inks.....		325910-6	06/84	224.095	224.231	224.231	226.333	227.403
News and nonheat web offset printing inks.....		325910-61	12/89	307.428	307.436	307.436	307.436	307.436
Publication and commercial web inks.....		325910-62	12/97	147.521	147.521	147.521	147.535	147.535
Sheet-fed general inks.....		325910-63	12/97	144.324	144.878	144.878	149.380	151.746
Sheet-fed packaging inks.....		325910-64	06/05	135.762	135.762	135.762	139.000	140.609
Gravure printing inks.....		325910-7	06/84	172.236	172.236	172.236	172.306	172.306
Secondary products and miscellaneous receipts.....		325910-SM						
Miscellaneous receipts.....		325910-M	06/84	187.515	191.140	187.675	192.268	192.268
Secondary products.....		325910-S	06/84	162.451	162.451	162.451	164.111	166.021
Explosives mfg.....	32592		12/06	134.086	134.169	135.816	140.484	140.781
Explosives manufacturing.....	325920		12/80	340.550	340.761	344.945	356.801	357.554
Primary products.....		325920-P	12/80	299.197	299.225	303.576	313.384	314.098
Explosives.....		325920-0	12/80	301.140	301.168	305.548	315.419	316.137
Secondary products and miscellaneous receipts.....		325920-SM						
All other chemical product & preparation mfg.....	32599		12/03	160.719	161.606	161.787	162.585	164.388
Custom compounding of purchased resins.....	325991		06/93	205.166	206.592	209.173	207.808	209.375
Primary products.....		325991-P	06/93	213.918	215.529	218.444	216.903	218.538
Custom compounding of purchased resins and color concentrates.....		325991-0	06/93	212.847	214.451	217.351	215.818	217.445
Secondary products and miscellaneous receipts.....		325991-SM						
Photographic film and chemical manufacturing.....	325992		12/03	143.220	143.576	144.263	143.653	145.599
Primary products.....		325992-P	12/03	152.467	152.985	153.792	152.036	155.013
Photographic sensitized film, plates, paper, & cloth.....		325992-T	06/07	163.050	163.778	164.914	162.444	164.866
Photographic sensitized film, plates, paper, & cloth, silver-halide-type (excluding X-ray).....		325992-T1	01/00	159.298	157.151	159.100	155.200	158.758
Sensitized photographic film, plates, paper & cloth, other than silver-halide-type, incl. X-ray.....		325992-T3	12/03	151.293	156.375	156.136	156.136	156.548
Prepared photographic chemicals.....		325992-5	12/83	75.176	75.176	75.176	75.176	77.757
Secondary products and miscellaneous receipts.....		325992-SM						
Miscellaneous receipts.....		325992-M	12/03	113.337	113.337	113.706	113.706	-
Other miscellaneous chemical product manufacturing.....	325998		06/85	231.361	232.798	231.080	234.868	237.632
Primary products.....		325998-P	06/85	225.582	227.191	225.287	229.555	230.327
Water treating compounds.....		325998-A	06/85	210.903	209.011	213.244	224.511	223.659
All other chemical preparations, including essential oils.....		325998-J	06/85	241.454	245.642	241.788	245.040	244.453
Secondary products and miscellaneous receipts.....		325998-SM						
Miscellaneous receipts.....		325998-M	12/03	161.430	161.430	161.430	159.228	159.707
Secondary products.....		325998-S	06/85	313.766	313.117	313.523	314.619	358.656
Plastics and rubber products mfg.....	326		12/84	228.260	231.748	234.964	238.101	240.697
Plastics product mfg.....	3261		06/93	205.264	208.751	211.738	213.761	216.155
Unsupported plastics film, sheet, and bag mfg.....	32611		12/03	199.087	200.675	201.649	200.720	202.431
Plastics bag and pouch manufacturing.....	326111		12/03	209.674	207.436	207.084	206.638	209.458
Primary products.....		326111-P	12/03	212.945	210.182	209.593	209.039	212.118
Single-web film specialty bags, pouches, and liners.....		326111-1	12/83	327.928	323.214	321.998	320.753	326.040
Polyethylene grocery and variety bags and pouches.....		326111-11	06/07	168.181	162.682	162.302	162.302	170.460
Polyethylene refuse bags.....		326111-12	06/07	168.906	167.268	161.253	158.663	155.820
Other polyethylene bags, pouches, and liners.....		326111-15	06/07	164.420	163.600	161.287	160.350	162.835
Coextruded single-web film specialty bags, pouches, & liners.....		326111-16	06/13	132.896	132.896	139.185	139.106	139.299
Multiweb film/film combination specialty bags, pouches, and liners.....		326111-3	12/03	190.910	191.365	192.816	194.821	194.099

See footnotes at end of table.

Table 11. Producer price indexes for net output of selected industries and their products, not seasonally adjusted — Continued
[February 2022]

Title ¹	Industry code	Product code	Index base	Unadjusted index ²				
				Oct. 2021	Nov. 2021 ^P	Dec. 2021 ^P	Jan. 2022 ^P	Feb. 2022 ^P
Plastics bag and pouch manufacturing - Continued								
Secondary products and miscellaneous receipts.....		326111-SM						
Secondary products.....		326111-S	12/03	219.778	223.294	226.328	227.074	229.098
Plastics packaging film and sheet mfg.....	326112		12/03	178.068	177.398	177.819	175.459	178.449
Primary products.....		326112-P	12/03	181.686	181.124	181.344	178.927	182.043
Single-web film, rolls, and sheets, including coextruded, for flexible packaging uses.....		326112-1	12/87	273.852	271.560	272.677	267.052	267.595
Single-web film, rolls, and sheets for flexible packaging uses.....		326112-11	06/07	176.924	175.516	175.474	171.317	171.828
Coextruded single-web film, for flexible packaging uses.....		326112-12	06/07	165.130	163.428	167.472	166.388	166.007
Film/film multiweb laminated rolls and sheets, excluding foil, for flexible packaging uses.....		326112-3	12/87	212.864	215.061	213.768	214.850	226.708
Secondary products and miscellaneous receipts.....		326112-SM						
Secondary products.....		326112-S	12/03	164.258	162.300	164.847	162.267	164.996
Nonpackaging plastics film and sheet mfg.....	326113		06/93	235.836	242.136	244.569	244.595	244.614
Primary products.....		326113-P	12/82	291.110	300.297	304.351	302.459	303.236
Unlaminated plastics film and sheet, excluding packaging.....		326113-0	12/82	291.110	300.297	304.351	302.459	303.236
Unlaminated polyethylene film and sheet.....		326113-01	06/93	285.666	296.322	304.242	301.570	304.963
Unlaminated vinyl and vinyl copolymer film and sheet.....		326113-03	06/93	226.524	227.234	229.069	229.178	228.713
Miscellaneous unlaminated plastics film and sheet.....		326113-04	06/93	218.141	226.847	227.804	229.900	230.719
Secondary products and miscellaneous receipts.....		326113-SM						
Secondary products.....		326113-S	06/93	169.951	169.654	167.271	175.919	173.910
Plastics pipe/fitting/unsupported shapes mfg.....	32612		12/03	258.265	259.722	262.725	268.168	271.736
Unlaminated plastics profile shape manufacturing.....	326121		06/93	160.821	161.295	160.276	164.320	166.968
Primary products.....		326121-P	12/82	207.154	207.157	205.751	211.641	215.118
Unlaminated plastics profile shapes.....		326121-0	12/82	207.154	207.157	205.751	211.641	215.118
Secondary products and miscellaneous receipts.....		326121-SM						
Plastics pipe and pipe fitting manufacturing.....	326122		06/93	447.449	450.507	459.255	467.879	473.539
Primary products.....		326122-P	12/82	432.842	435.861	444.732	453.172	458.534
Plastics pipe.....		326122-1	12/82	434.457	437.619	445.951	451.192	456.272
Plastics drain, waste and vent pipe.....		326122-11	06/87	247.796	250.298	257.691	265.093	259.478
Plastics water pipe.....		326122-13	06/87	361.541	365.752	373.140	378.421	398.067
Plastics sewer, stormdrain, and water main pipe.....		326122-18	12/17	196.936	200.505	210.558	210.839	216.187
Other plastics pipe.....		326122-1B	07/87	532.869	532.538	520.240	522.660	522.660
Plastics pipe fittings and unions.....		326122-3	12/03	359.114	361.109	370.680	390.171	395.788
Secondary products and miscellaneous receipts.....		326122-SM						
Miscellaneous receipts.....		326122-M	12/99	215.494	217.364	214.333	215.201	221.556
Secondary products.....		326122-S1	12/17	128.088	127.527	127.721	130.765	131.846
Laminated plastics plate, sheet, and shape mfg.....	32613		12/03	144.218	144.470	146.069	151.233	156.561
Laminated plastics plate, sheet (except packaging), and shape manufacturing.....	326130		06/93	179.386	179.699	181.687	188.111	194.738
Primary products.....		326130-P	12/82	233.776	234.218	237.020	246.032	255.012
Laminated plastics plate, sheet (except packaging), and shapes.....		326130-0	12/82	233.776	234.218	237.020	246.032	255.012
Secondary products and miscellaneous receipts.....		326130-SM						
Secondary products.....		326130-S	06/93	171.678	171.689	-	-	-
Polystyrene foam product mfg.....	32614		12/03	251.920	271.532	283.703	296.386	299.285
Polystyrene foam product manufacturing.....	326140		12/03	252.031	271.655	283.835	296.523	299.427
Primary products.....		326140-P	12/03	244.849	262.543	272.268	284.552	285.581
Packaging, polystyrene foam products.....		326140-2	12/03	282.911	306.384	318.367	336.018	337.441
Polystyrene foam food containers.....		326140-21	06/06	274.875	300.675	317.980	335.938	335.612
Polystyrene foam protective shipping pads, shaped cushioning, etc.....		326140-22	06/06	198.830	211.439	212.510	223.866	227.084
Building and construction polystyrene foam products.....		326140-3	12/03	183.924	195.974	196.424	201.420	203.844
Consumer and institutional polystyrene foam products.....		326140-5	12/82	331.822	355.304	374.714	391.662	388.806
All other polystyrene foam products incl. transportation application uses.....		326140-9	06/06	146.027	153.145	156.433	162.634	168.177
Secondary products and miscellaneous receipts.....		326140-SM						
Foam product (ex polystyrene) mfg.....	32615		12/03	190.313	190.337	191.216	192.554	192.372
Urethane and other foam product mfg.....	326150		12/03	190.280	190.305	191.183	192.526	192.345
Primary products.....		326150-P	12/03	186.641	186.610	187.519	188.235	188.020
Packaging polyurethane foam products.....		326150-2	12/03	288.115	288.115	288.115	291.290	291.290
Furniture and furnishings polyurethane foam products.....		326150-4	12/82	313.634	313.508	315.082	315.698	314.365
Polyurethane foam formed & slab stock for pillows/seating/etc.....		326150-41	12/05	170.664	170.417	173.503	174.711	173.974
Consumer and institutional polyurethane foam products.....		326150-5	12/03	201.003	201.003	201.003	201.003	201.003
All other miscellaneous polyurethane foam products.....		326150-6	12/03	111.475	111.475	114.108	113.661	114.450
Products made of foam other than polystyrene or polyurethane.....		326150-9	12/99	154.830	154.830	155.505	155.505	155.505
Secondary products and miscellaneous receipts.....		326150-SM						
Secondary products.....		326150-S	12/03	220.090	222.021	222.906	231.695	232.446
Plastics bottle mfg.....	32616		12/03	138.949	139.986	139.988	144.242	144.269

See footnotes at end of table.

Table 11. Producer price indexes for net output of selected industries and their products, not seasonally adjusted — Continued
[February 2022]

Title ¹	Industry code	Product code	Index base	Unadjusted index ²				
				Oct. 2021	Nov. 2021 ^P	Dec. 2021 ^P	Jan. 2022 ^P	Feb. 2022 ^P
Plastics bottle manufacturing.....	326160		06/93	156.612	157.781	157.783	162.578	162.608
Primary products.....		326160-P	12/82	174.051	175.409	175.418	181.014	181.064
Plastics bottles.....		326160-0	06/87	165.852	167.146	167.154	172.487	172.535
Secondary products and miscellaneous receipts.....		326160-SM						
Other plastics product mfg.....	32619		12/03	164.704	167.716	170.606	171.320	173.739
Plastics plumbing fixture manufacturing.....	326191		06/93	188.322	193.648	194.363	197.566	198.049
Primary products.....		326191-P	06/93	190.046	195.674	196.429	199.724	199.724
Plastics plumbing fixtures.....		326191-0	06/93	190.046	195.674	196.429	199.724	199.724
Secondary products and miscellaneous receipts.....		326191-SM						
Miscellaneous receipts.....		326191-M	12/04	95.554	95.554	95.597	95.867	101.501
All other plastics product manufacturing.....	326199		06/93	181.922	185.178	188.466	189.165	191.921
Primary products.....		326199-P	06/87	215.566	219.562	223.439	224.294	227.790
All other reinforced and fiberglass plastics products.....		326199-A	06/93	215.214	215.214	216.537	228.543	229.195
Consumer/institutional/commercial fabricated plastics products (excl. foam and wire coated).....		326199-C	06/93	178.739	185.656	191.848	190.419	199.748
Transportation fabricated plastics products (excluding foam and reinforced plastics).....		326199-1	06/93	130.572	131.532	135.462	136.525	136.525
Electrical and electronic fabricated plastics (excluding foam and reinforced plastics).....		326199-2	12/82	134.581	134.581	134.581	135.124	135.124
Industrial machinery plastics products, excluding foam (incl. gears, bearings, etc.).....		326199-3	06/93	178.320	178.320	177.815	184.277	184.277
Plastics packaging (excluding film, sheet, foam, and bottles).....		326199-4	06/93	205.936	210.424	210.510	207.641	206.573
Building & construction fabricated plastics products (excl foam, plumbing fixtures, hardware).....		326199-8	12/03	168.216	170.754	172.808	174.763	177.985
Secondary products and miscellaneous receipts.....		326199-SM						
Miscellaneous receipts.....		326199-M	12/99	154.911	156.262	161.821	162.289	162.289
Secondary products.....		326199-S	06/93	164.538	166.127	165.578	165.753	165.913
Rubber product mfg.....	3262		12/03	166.836	168.109	170.114	175.249	176.934
Tire mfg.....	32621		06/81	183.618	185.846	186.557	192.354	194.153
Tire manufacturing, except retreading.....	326211		06/81	183.626	185.853	186.564	192.362	194.162
Primary products.....		326211-P	06/81	169.269	170.487	171.010	177.053	178.997
Tread rubber, tire sundries, and repair materials.....		326211-H	06/81	253.499	253.623	253.668	256.117	256.811
Pneumatic tires (including passenger, truck, bus, tractor, industrial, and other tires).....		326211-0	12/11	101.780	102.453	102.789	106.622	107.858
Passenger car pneumatic tires (casings).....		326211-01	06/81	153.397	153.727	153.958	159.749	161.696
Truck and bus (including off-the-highway) pneumatic tires.....		326211-03	06/81	163.698	165.982	166.641	173.718	175.924
Secondary products and miscellaneous receipts.....		326211-SM						
Rubber and plastics hose and belting.....	32622		12/03	193.368	194.097	196.609	199.482	200.370
Rubber and plastics hose and belting mfg.....	326220		12/81	309.179	310.345	314.359	318.957	320.376
Primary products.....		326220-P	12/81	309.058	310.336	314.623	318.453	319.873
Rubber and plastics belt and belting mfg.....		326220-D	12/11	129.669	131.147	132.294	134.964	136.209
Rubber and plastics transmission belts and belting (excluding flat).....		326220-D2	12/81	206.587	207.149	207.149	210.529	216.066
Rubber and plastic hose mfg.....		326220-H	12/11	129.032	128.909	131.153	132.011	132.151
Rubber and plastics hose for on- and off-highway motor vehicles.....		326220-H3	12/04	143.060	142.337	143.555	144.451	144.451
Industrial rubber and plastics hose without fittings.....		326220-H4	12/04	167.030	167.030	167.378	169.487	169.487
Rubber and plastics water hose (incl. fire, irrigation, etc.).....		326220-H5	12/04	256.712	257.583	267.399	269.760	272.045
Secondary products and miscellaneous receipts.....		326220-SM						
Miscellaneous receipts.....		326220-M	12/04	175.669	175.669	176.841	181.381	-
Other rubber product mfg.....	32629		12/88	185.058	185.776	189.791	196.404	198.688
Rubber product mfg. for mechanical use.....	326291		12/88	144.844	144.931	148.665	154.377	154.936
Primary products.....		326291-P	12/88	136.188	136.254	138.862	145.711	145.745
Other extruded rubber mechanical goods (excl. auto)(excl. tubing).....		326291-C	12/03	143.123	144.548	144.548	144.525	144.802
Molded rubber mechanical goods, automotive.....		326291-1	06/83	103.246	103.246	103.246	103.829	103.899
Molded rubber mechanical goods, transportation (excluding automotive)/off-highway machinery.....		326291-2	12/03	130.405	130.405	142.485	147.915	147.331
Other molded rubber mechanical goods (excluding tubing).....		326291-9	12/03	159.226	159.226	163.301	170.258	170.813
Secondary products and miscellaneous receipts.....		326291-SM						
Secondary products.....		326291-S	06/83	243.298	243.670	261.935	264.789	270.656
All other rubber product manufacturing.....	326299		06/83	244.770	246.226	250.868	259.148	263.435
Primary products.....		326299-P	06/83	245.200	246.357	251.606	261.087	264.129
Rubber druggist and medical sundries, excluding gloves.....		326299-A	12/03	145.412	145.412	145.598	145.598	145.635
All other miscellaneous rubber goods.....		326299-B	06/83	216.956	217.843	222.135	224.426	225.434
Rubber compounds or mixtures for sale or interplant transfer.....		326299-6	06/83	276.754	276.960	279.511	292.249	294.826
All other industrial rubber products.....		326299-7	06/83	260.755	261.336	268.429	271.032	273.283
Secondary products and miscellaneous receipts.....		326299-SM						
Secondary products.....		326299-S	06/83	215.409	219.430	220.982	221.431	-
Nonmetallic mineral product manufacturing.....	327		12/84	241.801	243.148	244.659	250.765	252.402

See footnotes at end of table.

Table 11. Producer price indexes for net output of selected industries and their products, not seasonally adjusted — Continued
[February 2022]

Title ¹	Industry code	Product code	Index base	Unadjusted index ²				
				Oct. 2021	Nov. 2021 ^P	Dec. 2021 ^P	Jan. 2022 ^P	Feb. 2022 ^P
Clay product and refractory manufacturing.....	3271		12/03	151.500	152.000	153.111	158.837	160.129
Pottery, ceramics, and plumbing fixture mfg.....	32711		12/84	224.477	226.648	230.690	241.343	241.586
Pottery, ceramics, and plumbing fixture mfg.....	327110		12/11	123.342	124.534	126.754	132.615	132.748
Primary products.....		327110-P	12/11	126.886	128.280	130.767	134.747	134.900
Vitreous china, porcelain, and earthenware (semivitreous) table and kitchenware..		327110-5	12/06	130.750	130.750	130.750	136.389	—
All other pottery products (including china decorated for the trade).....		327110-6	12/06	153.308	153.308	161.780	162.389	162.389
Porcelain, steatite, and other ceramic electrical products.....		327110-7	12/85	256.644	263.050	269.321	284.552	285.256
Secondary products and miscellaneous receipts.....		327110-SM						
Miscellaneous receipts.....		327110-M	12/11	—	—	108.409	—	—
Secondary products.....		327110-S	12/11	—	—	—	—	122.132
Clay building material and refractories mfg.....	32712		12/03	155.054	155.151	155.589	160.797	162.603
Clay building material and refractories mfg.....	327120		12/11	122.271	122.347	122.692	126.799	128.224
Primary products.....		327120-P	12/11	122.897	122.978	123.351	127.725	128.691
Brick and structural clay tile.....		327120-1	12/84	221.016	221.016	221.440	223.886	229.786
Building or common brick.....		327120-11	12/84	219.190	219.190	219.630	221.896	227.691
Glazed brick and other brick (paving, floor, and sewer).....		327120-12	12/04	161.599	161.599	161.599	166.070	171.327
Clay floor and wall tile, glazed and unglazed (including quarry tile and ceramic mosaic tile).....		327120-2	06/85	106.474	106.533	106.533	107.202	107.202
Nonclay refractories (excluding dead-burned magnesia).....		327120-6	12/04	166.291	166.574	167.754	182.542	183.734
Clay refractories.....		327120-7	12/04	203.448	203.448	203.448	205.561	205.561
All other structural clay products, excluding clay refractories.....		327120-9	12/85	261.148	261.148	261.148	263.194	263.194
Secondary products and miscellaneous receipts.....		327120-SM						
Miscellaneous receipts.....		327120-M	12/11	118.421	118.445	118.445	119.392	127.602
Glass and glass product manufacturing.....	3272		12/03	150.413	151.492	152.147	156.249	157.135
Glass and glass product manufacturing.....	32721		12/03	150.413	151.492	152.147	156.249	157.135
Flat glass manufacturing.....	327211		12/80	125.824	127.206	130.037	131.885	131.090
Primary products.....		327211-P	12/80	124.400	125.860	128.850	129.172	128.394
Flat glass (float, sheet, and plate process), made by flat glass producers.....		327211-1	12/80	126.479	128.585	132.896	133.361	132.557
Other glass products, made by flat glass producers.....		327211-4	12/06	153.295	153.295	153.295	153.295	—
Secondary products and miscellaneous receipts.....		327211-SM						
Other pressed and blown glass and glassware.....	327212		06/83	179.228	179.228	179.375	179.478	179.542
Primary products.....		327212-P	06/83	178.508	178.508	178.660	178.650	178.716
Glass fiber and machine-made pressed and blown glass and glassware, made by glass producers.....		327212-B	06/12	135.178	135.178	135.294	135.286	135.337
Secondary products and miscellaneous receipts.....		327212-SM						
Glass container manufacturing.....	327213		06/82	234.257	239.321	239.314	247.905	248.262
Primary products.....		327213-P	06/82	235.459	240.181	240.174	248.869	249.212
Glass containers (including value of packaging).....		327213-0	12/03	169.366	172.763	172.758	179.012	179.259
Secondary products and miscellaneous receipts.....		327213-SM1						
Glass product mfg. made of purchased glass.....	327215		06/83	198.976	199.448	199.850	206.907	209.514
Primary products.....		327215-P	06/83	193.585	194.079	194.468	201.517	204.246
Other glass products, made from purchased glass.....		327215-B	06/83	175.200	175.889	176.432	181.486	182.386
Machine-made pressed and blown glassware, made from purchased glass.....		327215-C	06/13	119.763	119.788	119.804	123.059	123.536
Secondary products and miscellaneous receipts.....		327215-SM						
Cement and concrete product manufacturing.....	3273		12/03	191.372	192.714	193.805	197.624	199.342
Cement manufacturing.....	32731		06/82	271.971	270.716	271.157	280.261	281.110
Cement manufacturing.....	327310		06/82	271.977	270.722	271.163	280.267	281.116
Primary products.....		327310-P	06/82	269.122	267.821	268.279	277.522	278.402
Cement, hydraulic (including cost of shipping containers).....		327310-0	06/89	266.047	264.761	265.213	274.351	275.220
Secondary products and miscellaneous receipts.....		327310-SM						
Ready-mix concrete manufacturing.....	32732		12/03	197.326	198.969	199.684	203.838	205.395
Ready-mix concrete manufacturing.....	327320		06/81	305.948	308.495	309.603	316.045	318.458
Primary products.....		327320-P	06/81	303.212	305.864	307.018	312.993	315.469
Northeast region ready-mix concrete.....		327320-A	12/12	135.546	138.703	138.755	139.344	142.042
Midwest region ready-mix concrete.....		327320-B	12/12	129.357	134.421	134.159	137.423	136.300
South region ready-mix concrete.....		327320-C	12/12	139.412	138.874	139.674	141.985	144.789
West region ready-mix concrete.....		327320-D	12/12	145.208	144.701	145.769	149.685	149.222
Secondary products and miscellaneous receipts.....		327320-SM						
Miscellaneous receipts.....		327320-M	06/81	319.747	319.747	319.747	329.318	329.318
Secondary products.....		327320-S	06/81	340.396	340.412	340.378	364.155	365.928
Concrete pipe, brick, and block manufacturing.....	32733		12/03	168.246	169.540	171.742	172.911	176.847
Concrete block and brick manufacturing.....	327331		06/81	278.738	280.875	280.536	283.583	291.703
Primary products.....		327331-P	06/81	295.917	298.589	298.115	302.162	310.740

See footnotes at end of table.

Table 11. Producer price indexes for net output of selected industries and their products, not seasonally adjusted — Continued
 [February 2022]

Title ¹	Industry code	Product code	Index base	Unadjusted index ²				
				Oct. 2021	Nov. 2021 ^P	Dec. 2021 ^P	Jan. 2022 ^P	Feb. 2022 ^P
Concrete block and brick manufacturing - Continued								
Concrete block and brick.....		327331-0	12/06	140.326	141.593	141.368	143.287	147.355
Structural concrete block, lightweight units (weighing less than 105 lb/cubic ft.) (dry weight).....		327331-01	06/81	270.610	272.086	272.086	272.204	281.270
Structural concrete block, mediumweight units (weighing 105 - 124 lb/cubic ft.) (dry weight).....		327331-02	06/81	325.094	326.627	326.627	337.407	364.495
Structural concrete block, normalweight units (weighing 125 lb or more/cubic ft.) (dry weight).....		327331-03	06/81	325.904	325.983	324.470	330.775	349.962
Decorative concrete block (including screen, split, slump, shadowal block, etc.).....		327331-04	06/81	269.020	269.319	268.093	267.882	270.986
Concrete pavers (including grid, interlocking, etc.).....		327331-05	06/81	291.410	297.366	297.366	305.801	305.801
Concrete brick.....		327331-06	06/81	271.816	278.675	278.675	281.275	296.972
Secondary products and miscellaneous receipts.....		327331-SM						
Miscellaneous receipts.....		327331-M	06/81	221.366	221.366	221.366	221.366	229.078
Secondary products.....		327331-S	06/81	240.597	242.976	243.468	242.692	244.793
Concrete pipe manufacturing.....	327332		12/03	176.391	177.757	184.781	184.698	186.932
Primary products.....		327332-P	12/03	175.323	176.681	183.661	183.579	185.800
Concrete pipe.....		327332-0	12/03	175.323	176.681	183.661	183.579	185.800
Concrete storm sewer pipe.....		327332-02	12/99	233.353	236.715	238.091	243.202	246.704
Concrete pipe, except concrete culvert and storm sewer pipe.....		327332-03	06/94	218.835	219.017	221.505	221.687	223.443
Other concrete product manufacturing.....	32739		12/03	195.352	196.770	198.152	202.380	203.219
Other concrete product manufacturing.....	327390		12/03	195.372	196.792	198.175	202.408	203.246
Primary products.....		327390-P	12/03	193.223	194.499	195.816	199.786	200.663
Precast concrete products.....		327390-1	12/79	362.675	364.159	367.317	376.000	376.600
Precast concrete slabs and tile, roof and floor units.....		327390-11	07/85	355.616	355.616	355.616	355.616	355.616
Precast concrete architectural wall panels.....		327390-12	11/84	298.482	299.278	299.717	304.058	304.208
Burial vaults and boxes, precast concrete.....		327390-13	12/79	421.001	421.001	422.507	431.353	431.353
Precast concrete products (excl burial vaults and boxes, slabs and tile, and arch. wall panels).....		327390-14	12/79	332.457	334.633	339.559	351.318	352.263
Prestressed concrete products.....		327390-4	12/79	311.054	315.336	315.775	319.153	323.125
Prestressed concrete products (excl bridge beams and solid and hollow cored slabs and panels).....		327390-43	06/94	179.877	179.877	180.327	180.327	180.327
Prestressed concrete bridge beams.....		327390-46	01/17	128.837	133.305	135.536	140.149	141.390
Prestressed concrete solid and hollow cored slabs and panels.....		327390-47	01/17	135.074	137.143	133.924	133.924	140.199
Secondary products and miscellaneous receipts.....		327390-SM						
Secondary products.....		327390-S	12/79	412.800	421.137	432.339	442.393	443.247
Lime and gypsum product manufacturing.....	3274		12/03	200.202	200.309	200.653	209.250	207.878
Lime manufacturing.....	32741		12/03	213.269	213.269	213.314	220.361	221.711
Lime manufacturing.....	327410		12/85	274.214	274.214	274.272	283.336	285.072
Primary products.....		327410-P	12/85	284.528	284.528	284.591	293.565	295.347
Lime.....		327410-0	12/04	207.209	207.209	207.254	213.790	215.087
Secondary products and miscellaneous receipts.....		327410-SM						
Gypsum product manufacturing.....	32742		12/03	205.555	205.716	206.212	215.980	213.319
Gypsum product manufacturing.....	327420		06/81	335.824	336.088	336.896	352.862	348.511
Primary products.....		327420-P	06/81	358.899	359.189	359.938	377.459	372.685
Gypsum building materials.....		327420-1	12/93	297.504	297.789	298.526	315.519	310.519
Other gypsum products.....		327420-5	01/00	223.495	223.495	223.495	224.536	225.731
Secondary products and miscellaneous receipts.....		327420-SM						
Other nonmetallic mineral products.....	3279		12/84	224.368	225.041	227.411	232.665	234.409
Abrasive product manufacturing.....	32791		12/03	152.184	152.272	156.877	157.569	157.066
Abrasive product manufacturing.....	327910		12/80	253.867	254.015	261.697	262.851	262.011
Primary products.....		327910-P	12/80	266.187	266.346	275.472	276.524	275.630
Nonmetallic sized grains, powders, and flour abrasives (incl. graded only).....		327910-1	06/87	204.765	204.765	218.877	218.877	219.106
Nonmetallic abrasive products (including diamond abrasives).....		327910-4	12/80	242.284	242.903	252.484	255.254	256.241
Nonmetallic coated abrasive products and buffing wheels, polishing wheels, and laps.....		327910-7	12/80	321.724	321.724	326.805	327.734	327.734
Secondary products and miscellaneous receipts.....		327910-SM						
Miscellaneous receipts.....		327910-M	12/80	323.431	323.431	323.431	335.142	335.649
All other nonmetallic mineral product mfg.....	32799		12/03	172.800	173.432	174.330	179.262	181.129
Cut stone and stone product manufacturing.....	327991		12/84	207.001	208.804	212.132	221.386	221.555
Primary products.....		327991-P	12/84	200.279	202.144	205.587	215.018	215.018
Dressed dimension granite (including gneiss, syenite, diorite, and cut granite).....		327991-1	12/84	192.244	194.607	196.040	208.601	208.601
Dressed dimension limestone (including dolomite, travertine, calcareous, tufa, & cut limestone).....		327991-4	12/84	188.564	189.448	204.064	204.064	204.064
Dressed dimension marble and other stone.....		327991-7	12/84	205.625	206.007	211.075	212.786	212.786
Secondary products and miscellaneous receipts.....		327991-SM						

See footnotes at end of table.

Table 11. Producer price indexes for net output of selected industries and their products, not seasonally adjusted — Continued
[February 2022]

Title ¹	Industry code	Product code	Index base	Unadjusted index ²				
				Oct. 2021	Nov. 2021 ^P	Dec. 2021 ^P	Jan. 2022 ^P	Feb. 2022 ^P
Ground or treated minerals and earths mfg.....	327992		06/85	270.486	271.031	271.896	274.107	279.758
Primary products.....		327992-P	06/85	263.935	264.492	265.376	267.517	273.107
Ground or treated minerals and earths.....		327992-0	06/85	263.935	264.492	265.376	267.517	273.107
Treated lightweight aggregate and crushed slag, minerals and earths.....		327992-04	12/14	134.994	135.195	135.052	134.862	—
Other minerals and earths, treated.....		327992-06	12/14	86.483	86.919	87.228	89.370	—
Secondary products and miscellaneous receipts.....		327992-SM						
Mineral wool manufacturing.....	327993		12/81	248.501	249.229	249.667	259.840	263.046
Primary products.....		327993-P	12/81	248.404	248.944	249.393	259.826	263.042
Mineral wool for thermal and acoustical envelope insulation.....		327993-1	12/81	258.059	257.189	257.971	269.845	274.738
Mineral wool for industrial, equipment, and appliance insulation.....		327993-4	12/81	206.367	209.689	209.429	216.020	215.574
Secondary products and miscellaneous receipts.....		327993-SM						
Miscellaneous receipts.....		327993-M1	07/09	122.084	125.991	125.991	125.991	127.372
All other miscellaneous nonmetallic mineral product manufacturing.....	327999		12/03	157.952	158.103	158.224	159.949	161.438
Primary products.....		327999-P	12/03	156.539	156.595	156.630	158.574	160.080
All other nonmetallic mineral products.....		327999-0	12/03	156.539	156.595	156.630	158.574	160.080
Other nonmetallic mineral products.....		327999-09	06/06	107.081	107.226	107.318	108.207	112.150
Secondary products and miscellaneous receipts.....		327999-SM						
Secondary products.....		327999-S1	12/14	107.877	108.725	—	—	—
Primary metal mfg.....	331		12/84	339.436	346.338	344.640	347.292	331.878
Iron & steel mills & ferroalloy mfg.....	3311		12/03	350.945	359.858	360.023	356.881	320.438
Iron & steel mills & ferroalloy mfg.....	33111		12/03	350.945	359.858	360.023	356.881	320.438
Iron and steel mills and ferroalloy mfg.....	331110		06/82	376.255	385.805	385.982	382.642	343.593
Primary products.....		331110-P	06/82	387.106	397.169	397.355	392.566	351.338
Steel ingots and semifinished products.....		331110-3	06/82	491.593	511.227	525.428	542.832	530.323
Hot rolled steel sheet and strip, including tin mill products.....		331110-5	06/82	372.224	385.803	380.834	356.533	299.432
Ferroalloys and related products.....		331110-6	12/09	98.833	96.648	96.863	116.135	119.005
Hot rolled steel bars, plates, and structural shapes.....		331110-7	06/82	290.704	295.875	298.138	313.710	314.249
Hot rolled steel bars, plates, and structural shapes, carbon.....		331110-71	12/17	170.188	172.970	174.157	183.991	184.296
Hot rolled steel bars, plates, and structural shapes, alloy.....		331110-76	12/10	132.482	135.985	137.584	141.789	140.107
Secondary products and miscellaneous receipts.....		331110-SM						
Steel product mfg from purchased steel.....	3312		12/03	341.616	355.378	358.000	363.167	360.208
Iron & steel pipe and tube mfg from purchased steel.....	33121		12/03	383.196	407.066	417.216	429.828	430.611
Iron and steel pipe and tube manufacturing from purchased steel.....	331210		06/82	548.060	582.275	596.762	614.836	616.067
Primary products.....		331210-P	06/82	567.474	605.206	619.251	639.082	643.787
Iron and steel pipes and tubes, from purchased iron and steel.....		331210-0	06/82	567.474	605.206	619.251	639.082	643.787
Pipe and tube, carbon.....		331210-02	12/10	225.115	236.496	242.889	250.279	252.100
Pipe and tube, alloy.....		331210-03	12/10	162.361	188.404	189.901	196.117	197.377
Pipe and tube, stainless.....		331210-04	12/10	112.991	115.099	116.923	123.535	125.035
Secondary products and miscellaneous receipts.....		331210-SM1						
Rolling & drawing of purchased steel.....	33122		12/03	313.343	317.644	312.931	310.948	304.163
Rolled steel shape mfg.....	331221		06/82	446.075	450.720	425.207	411.737	384.755
Primary products.....		331221-P	06/82	421.395	425.324	400.054	386.692	361.682
Cold rolled steel sheet and strip, made from purchased steel.....		331221-1	06/82	544.388	548.596	500.488	477.791	436.620
Cold finished steel bars and bar shapes, made from purchased steel.....		331221-3	06/82	249.378	253.200	264.954	266.437	266.943
Secondary products and miscellaneous receipts.....		331221-SM						
Steel wire drawing.....	331222		06/82	311.141	316.876	330.869	339.474	349.950
Primary products.....		331222-P	06/82	319.109	324.667	340.036	349.565	361.099
Steel wire, including galvanized and other coated wire.....		331222-5	06/82	261.619	268.250	277.861	287.746	299.729
Carbon steel wire.....		331222-5A	06/82	279.115	286.504	297.604	308.037	317.491
Stainless steel wire.....		331222-5C	06/82	200.445	205.283	211.076	215.359	233.822
Alloy steel wire.....		331222-5D	12/10	106.594	105.945	106.778	—	—
Secondary products and miscellaneous receipts.....		331222-SM						
Secondary products.....		331222-S	06/82	195.108	198.344	199.527	199.690	201.022
Alumina & aluminum production & processing.....	3313		12/03	173.947	174.186	164.444	172.571	184.455
Alumina & aluminum production & processing.....	33131		12/03	174.048	174.286	164.539	172.671	184.561
Secondary smelting and alloying of aluminum.....	331314		12/03	175.734	181.891	181.962	185.831	193.797
Primary products.....		331314-P	06/80	191.190	198.351	198.495	202.791	211.903
Aluminum ingot, including billet, made by secondary smelters.....		331314-2	12/03	180.739	188.372	188.487	193.120	202.792
Aluminum and aluminum-base alloys powders, paste, and flakes.....		331314-5	12/03	129.870	130.331	130.539	130.539	131.335
Secondary products and miscellaneous receipts.....		331314-SM						
Aluminum sheet, plate, and foil mfg.....	331315		06/81	242.255	247.459	229.399	237.055	253.602
Primary products.....		331315-P	06/81	250.381	255.759	237.094	245.006	262.108
Aluminum sheet, plate, and foil.....		331315-0	06/81	250.381	255.759	237.094	245.006	262.108

See footnotes at end of table.

Table 11. Producer price indexes for net output of selected industries and their products, not seasonally adjusted — Continued
[February 2022]

Title ¹	Industry code	Product code	Index base	Unadjusted index ²				
				Oct. 2021	Nov. 2021 ^P	Dec. 2021 ^P	Jan. 2022 ^P	Feb. 2022 ^P
Other aluminum rolling, drawing, and extruding.....	331318		12/81	270.279	275.046	255.115	270.765	289.344
Primary products.....		331318-P	12/81	281.323	286.539	264.731	281.518	301.886
Extruded aluminum rod, bar, and other extruded shapes.....		331318-1	12/81	298.446	304.170	281.275	297.930	319.416
Extruded and drawn aluminum tube.....		331318-3	12/94	138.588	140.329	128.534	141.841	152.414
Secondary products and miscellaneous receipts.....		331318-SM						
Nonferrous (exc alum) production & processing.....	3314		12/03	280.104	281.937	280.064	286.415	289.695
Nonferrous metal (except aluminum) smelting and refining.....	33141		12/03	308.306	312.320	311.937	316.992	328.576
Nonferrous metal (except aluminum) smelting and refining.....	331410		12/09	121.358	122.941	122.791	124.782	129.342
Primary products.....		331410-P	12/09	125.301	127.316	127.231	129.479	134.270
Primary smelting and refining of copper.....		331410-1	06/80	303.752	304.235	301.143	304.736	—
Secondary products and miscellaneous receipts.....		331410-SM1						
Copper rolling/drawing/extruding & alloying.....	33142		12/03	328.167	332.325	323.958	330.168	333.228
Copper rolling, drawing, extruding, and alloying.....	331420		12/11	129.589	131.231	127.926	130.378	131.586
Primary products.....		331420-P	12/11	130.003	131.639	128.217	130.603	131.577
Copper wire and cable.....		331420-A	12/03	295.171	300.821	294.396	293.757	294.087
Copper and copper alloy sheet, strip, and plate.....		331420-5	12/80	452.463	458.505	451.735	495.575	505.116
Secondary smelting, refining, and alloying of copper.....		331420-8	12/03	409.943	404.769	401.478	404.195	417.338
Copper and copper alloy rod, bar, and shapes.....		331420-9	12/80	570.886	574.389	547.554	560.394	561.395
Secondary products and miscellaneous receipts.....		331420-SM						
Secondary products.....		331420-S	12/11	122.153	122.698	119.006	124.470	129.220
Other nonferrous roll/draw/extruding/alloying.....	33149		12/03	228.490	227.940	230.237	237.150	237.411
Nonferrous metal (except copper and aluminum) rolling, drawing, and extruding.....	331491		12/03	187.883	188.946	191.072	200.815	201.779
Primary products.....		331491-P	12/03	161.377	162.335	164.251	173.034	173.730
All other nonferrous metal mill shapes.....		331491-D	06/82	271.692	275.575	280.348	286.323	290.732
Nickel and nickel-base alloy mill shapes.....		331491-2	06/82	231.021	232.247	233.684	254.897	254.897
Titanium and titanium-base alloy mill shapes.....		331491-3	06/82	155.024	155.024	157.210	162.725	162.725
Secondary products and miscellaneous receipts.....		331491-SM						
Secondary products.....		331491-S	06/82	—	—	—	—	363.893
Secondary smelting, refining, and alloying of nonferrous metal (except copper and aluminum).....	331492		12/03	266.364	264.781	267.296	272.778	272.602
Primary products.....		331492-P	12/03	265.932	264.137	266.884	272.717	272.564
Secondary products and miscellaneous receipts.....		331492-SM						
Foundries.....	3315		12/03	173.840	175.152	177.515	181.784	184.493
Ferrous metal foundries.....	33151		12/84	249.142	250.392	254.583	260.753	265.071
Iron foundries.....	331511		12/80	299.367	300.302	304.957	311.557	318.580
Primary products.....		331511-P	12/80	290.086	291.093	296.346	300.392	307.080
Ductile iron pressure pipe and fittings.....		331511-1	12/80	369.519	369.272	369.272	374.808	397.392
Other ductile iron castings.....		331511-3	06/86	197.055	199.267	203.817	205.253	208.091
Other ductile iron castings for automotive uses.....		331511-31	06/12	108.970	108.935	109.052	109.364	108.848
Other ductile iron castings for all other uses.....		331511-32	06/12	120.164	122.677	127.670	128.990	132.648
Cast iron soil pipe and fittings, all sizes.....		331511-7	12/03	326.043	—	—	—	—
Other gray iron castings.....		331511-9	12/03	189.038	188.947	193.517	195.679	198.878
Secondary products and miscellaneous receipts.....		331511-SM						
Steel investment foundries.....	331512		06/81	310.459	312.481	323.658	332.619	336.406
Primary products.....		331512-P	06/81	295.104	296.995	307.713	316.911	320.227
Steel investment castings.....		331512-0	06/81	295.104	296.995	307.713	316.911	320.227
Secondary products and miscellaneous receipts.....		331512-SM						
Secondary products.....		331512-S	06/81	468.025	472.506	485.051	467.334	486.077
Steel foundries, except investment.....	331513		06/81	225.604	227.614	227.915	234.249	235.383
Primary products.....		331513-P	12/03	170.473	172.033	172.278	177.389	178.244
Carbon steel castings, except investment.....		331513-1	06/81	257.401	260.326	260.326	261.138	262.224
Alloy steel castings, excluding investment.....		331513-4	12/17	114.228	115.063	115.363	121.330	121.978
High alloy steel castings, except investment.....		331513-41	06/81	276.877	283.152	285.584	304.075	—
Other alloy steel castings, except investment.....		331513-43	12/03	163.285	163.406	163.406	170.920	172.243
Secondary products and miscellaneous receipts.....		331513-SM						
Nonferrous metal foundries.....	33152		12/84	216.133	218.613	220.469	225.713	228.494
Nonferrous metal die-casting foundries.....	331523		12/11	107.248	108.145	109.307	111.983	113.343
Primary products.....		331523-P	12/11	107.851	108.803	110.038	112.822	114.268
Aluminum die-castings.....		331523-1	06/83	173.805	175.334	178.086	181.566	183.925
Nonferrous (except aluminum) die-castings.....		331523-3	06/91	209.528	211.392	211.221	220.030	222.745
Secondary products and miscellaneous receipts.....		331523-SM						
Secondary products.....		331523-S	12/11	101.423	101.573	101.706	103.396	103.540
Aluminum foundries, except die-casting.....	331524		06/91	193.600	194.985	196.941	202.852	203.315

See footnotes at end of table.

Table 11. Producer price indexes for net output of selected industries and their products, not seasonally adjusted — Continued
[February 2022]

Title ¹	Industry code	Product code	Index base	Unadjusted index ²				
				Oct. 2021	Nov. 2021 ^P	Dec. 2021 ^P	Jan. 2022 ^P	Feb. 2022 ^P
Aluminum foundries, except die-casting - Continued								
Primary products.....		331524-P	06/91	178.346	179.855	181.989	184.864	185.369
Aluminum castings, excluding die-castings.....		331524-0	06/91	178.346	179.855	181.989	184.864	185.369
Secondary products and miscellaneous receipts.....		331524-SM						
Secondary products.....		331524-S1	06/08	231.685	231.685	231.685	256.908	256.908
Other nonferrous metal foundries, except die-casting.....	331529		12/11	120.268	123.511	123.451	125.137	128.394
Primary products.....		331529-P	12/11	119.252	122.116	122.011	122.435	125.505
Copper foundries (excluding die-casting).....		331529-5	06/83	393.108	398.662	398.135	400.269	406.806
Secondary products and miscellaneous receipts.....		331529-SM						
Miscellaneous receipts.....		331529-M	12/11	113.504	113.990	—	—	—
Fabricated metal product mfg.....	332		12/84	244.065	248.034	251.684	255.233	258.401
Forging & stamping.....	3321		12/03	175.677	180.984	184.673	185.866	187.092
Forging & stamping.....	33211		12/03	175.705	181.013	184.703	185.896	187.122
Iron and steel forging.....	332111		12/83	168.934	170.874	171.291	178.750	180.168
Primary products.....		332111-P	12/83	165.812	167.737	168.224	176.125	177.617
Hot impression die impact, press and upset steel forgings.....		332111-1	12/83	178.789	180.775	181.269	191.567	193.190
Hot impression die impact, press and upset carbon steel forgings.....		332111-11	12/83	188.987	191.104	191.104	194.754	199.764
Hot impression die impact, press and upset alloy steel forgings.....		332111-12	12/83	169.989	172.218	173.294	179.448	178.061
Secondary products and miscellaneous receipts.....		332111-SM						
Nonferrous forging.....	332112		12/83	161.646	161.649	161.270	163.670	164.731
Primary products.....		332112-P	12/83	177.000	176.997	176.505	179.180	179.987
Hot impression die impact, press and upset nonferrous forgings.....		332112-4	12/83	185.546	185.543	184.982	188.035	188.955
Hot impression die impact, press, and upset aluminum and aluminum alloy forgings.....		332112-41	12/83	218.298	218.291	216.993	222.990	225.117
Hot impression die impact, press, and upset titanium and titanium alloy forgings.....		332112-42	12/83	131.204	131.204	131.204	131.204	131.204
Other nonferrous hot impression die impact, press, and upset forgings.....		332112-43	06/98	137.182	137.182	137.182	139.740	139.740
Secondary products and miscellaneous receipts.....		332112-SM						
Custom roll forming.....	332114		12/03	219.741	239.506	248.310	240.405	242.245
Primary products.....		332114-P	12/84	270.373	283.135	294.543	283.177	285.561
Custom roll formed products (steel, aluminum and other metal).....		332114-0	06/90	262.505	274.895	285.972	274.936	277.251
Secondary products and miscellaneous receipts.....		332114-SM						
Powder metallurgy part mfg.....	332117		12/03	128.998	129.142	129.116	130.146	130.146
Primary products.....		332117-P	12/03	129.573	129.717	129.691	130.726	130.726
Powder metallurgy parts.....		332117-0	12/91	132.985	133.133	133.106	134.169	134.169
Other metal stamping, except automotive.....	332119		06/84	247.834	247.800	253.330	258.273	259.745
Primary products.....		332119-P	12/03	192.565	192.523	197.440	199.739	201.228
Metal job stampings, except automotive.....		332119-3	06/84	252.733	252.662	260.884	264.610	267.100
Recreational vehicle metal job stamping.....		332119-31	06/07	190.489	190.489	215.506	—	—
Motor and generator metal job stamping.....		332119-32	06/07	135.034	135.034	135.034	136.650	136.650
Other metal job stampings.....		332119-33	06/07	164.831	164.760	165.715	168.416	168.416
Secondary products and miscellaneous receipts.....		332119-SM						
Miscellaneous receipts.....		332119-M	12/03	165.484	165.484	165.474	168.521	—
Cutlery & handtool mfg.....	3322		12/03	143.612	144.088	145.689	148.695	150.481
Cutlery & handtool mfg.....	33221		12/03	143.598	144.074	145.675	148.680	150.466
Metal cookware, cutlery, and flatware mfg.....	332215		12/11	116.723	116.723	118.464	123.731	124.985
Primary products.....		332215-P	12/11	115.500	115.500	116.884	122.382	123.757
Cutlery, scissors, shears, trimmers, and snips.....		332215-2	12/83	244.179	244.179	265.408	268.149	268.149
Stamped and spun utensils, cooking and kitchen, except aluminum.....		332215-7	06/84	256.892	—	—	—	—
Secondary products and miscellaneous receipts.....		332215-SM						
Miscellaneous receipts.....		332215-M	12/11	126.406	126.406	132.197	135.243	134.430
Secondary products.....		332215-S	12/11	122.106	122.106	122.106	124.354	131.057
Saw blade, handsaw, and hand and edge tool mfg.....	332216		12/11	117.906	118.532	119.584	120.337	121.924
Primary products.....		332216-P	12/11	118.105	118.756	119.175	119.604	121.027
Saw blades and handsaws.....		332216-C	06/83	191.456	195.397	195.397	196.208	196.208
Edge tools, hand-operated.....		332216-4	06/96	181.006	183.876	184.210	184.421	189.512
All other miscellaneous hand tools, except handsaws.....		332216-7	12/11	123.728	124.369	125.693	126.601	127.385
Precision measuring tools (inspection, quality control, etc.).....		332216-9	06/83	207.997	—	—	—	—
Secondary products and miscellaneous receipts.....		332216-SM						
Miscellaneous receipts.....		332216-M	12/11	115.644	116.026	122.971	125.472	126.707
Secondary products.....		332216-S	12/11	121.382	122.069	122.148	125.319	130.994
Architectural & structural metals mfg.....	3323		12/03	220.475	227.973	232.747	236.118	240.129
Plate work & fabricated structural prod mfg.....	33231		12/03	240.154	245.714	252.003	256.577	261.859
Prefabricated metal buildings and components mfg.....	332311		12/81	494.434	496.009	500.636	499.610	501.296

See footnotes at end of table.

Table 11. Producer price indexes for net output of selected industries and their products, not seasonally adjusted — Continued
[February 2022]

Title ¹	Industry code	Product code	Index base	Unadjusted index ²				
				Oct. 2021	Nov. 2021 ^P	Dec. 2021 ^P	Jan. 2022 ^P	Feb. 2022 ^P
Prefabricated metal buildings and components mfg - Continued								
Primary products.....		332311-P	12/81	518.204	518.784	522.717	522.358	522.449
Prefabricated metal bldg & component systems (excl. farm service bldgs, resid. bldgs, & parts).....		332311-1	12/81	552.325	552.194	552.957	552.918	550.036
Prefabricated metal building systems (excl. farm service bldgs, resid. bldgs, and parts).....		332311-11	06/07	264.834	—	—	—	—
Industrial & commercial prefab metal building systems (excl farm svc bldgs, residential, parts).....		332311-12	06/07	266.959	—	—	—	—
Other prefabricated and portable metal buildings and parts.....		332311-3	12/81	445.451	447.360	457.203	456.247	461.941
Panels, parts, and sections for prefabricated buildings, steel and aluminum.		332311-34	12/81	408.387	410.564	421.786	420.696	427.188
Secondary products and miscellaneous receipts.....		332311-SM						
Secondary products.....		332311-S	12/81	—	—	—	347.542	389.270
Fabricated structural metal mfg.....	332312		12/03	225.490	232.641	239.778	246.057	252.010
Primary products.....		332312-P	06/82	310.167	318.338	326.050	333.498	340.366
Fabricated structural metal bar joists and concrete reinforcing bars.....		332312-1	06/82	324.593	326.765	332.938	331.938	330.335
Fabricated structural iron and steel for industrial buildings metal bar joists, short span.....		332312-11	06/11	157.906	160.006	162.187	162.187	165.224
Fabricated structural iron & steel for commercial, residential, institutional, & public bldgs.....		332312-12	06/11	190.671	191.713	195.523	194.826	193.033
Other fabricated structural metal.....		332312-5	06/82	287.855	306.758	317.959	336.692	360.227
Fabricated structural metal for bridges.....		332312-6	06/82	226.089	233.800	237.251	260.247	261.437
Secondary products and miscellaneous receipts.....		332312-SM						
Miscellaneous receipts.....		332312-M1	01/21	—	—	145.836	156.990	168.626
Plate work mfg.....	332313		12/03	213.084	215.599	221.079	222.681	227.642
Primary products.....		332313-P	12/03	210.657	213.143	218.561	220.145	225.049
Fabricated plate work (stacks and weldments).....		332313-0	03/80	319.507	323.277	331.495	333.897	341.336
Ornamental & architectural metal prod mfg.....	33232		12/03	203.390	212.953	216.257	218.452	221.232
Metal window and door mfg.....	332321		06/83	324.183	364.390	368.109	375.642	378.797
Primary products.....		332321-P	06/83	338.516	381.107	385.048	392.932	396.008
Metal molding and trim and store fronts.....		332321-B	06/83	688.076	1,004.703	1,008.550	1,011.115	1,013.644
Metal windows (except storm sash).....		332321-D	06/83	316.562	345.931	353.331	359.734	364.088
Metal doors (except storm doors).....		332321-1	06/83	339.772	373.891	377.523	382.466	385.816
Metal window and door screens (except combination screens) and metal weather strip.....		332321-9	06/83	302.732	304.957	305.348	342.158	342.550
Secondary products and miscellaneous receipts.....		332321-SM						
Secondary products.....		332321-S	06/83	269.641	299.544	302.303	308.461	312.361
Sheet metal work mfg.....	332322		12/82	259.755	265.282	270.944	273.161	278.374
Primary products.....		332322-P	12/82	259.141	265.008	269.990	273.679	278.420
Sheet metal electronic enclosures.....		332322-C	06/11	123.993	124.896	126.515	126.651	131.820
Steel sheet metal computer & peripheral equipment enclosures.....		332322-C1	06/11	118.792	119.272	118.926	118.926	121.825
Aluminum sheet metal computer & peripheral equipment enclosures.....		332322-C2	06/11	138.569	139.239	141.509	141.509	158.331
Other sheet metal electronic enclosures (excluding computers).....		332322-C3	06/11	117.385	118.612	121.168	121.437	123.389
Other sheet metal work.....		332322-G	12/03	144.654	149.939	150.233	152.854	156.335
Aluminum and other sheet metal work.....		332322-G3	06/11	120.082	126.112	126.487	126.912	127.364
Sheet metal air-conditioning ducts and stove pipe.....		332322-1	12/03	242.791	244.565	276.392	280.227	281.112
Sheet metal roofing and roof drainage equipment.....		332322-7	12/03	218.156	220.187	223.250	234.790	231.459
Secondary products and miscellaneous receipts.....		332322-SM						
Secondary products.....		332322-S	12/03	172.796	173.581	179.019	179.204	179.557
Ornamental and architectural metal work mfg.....	332323		12/83	443.098	445.165	449.045	448.646	449.907
Primary products.....		332323-P	12/83	476.912	479.112	483.688	483.118	484.473
Ornamental and architectural metal work.....		332323-8	12/97	364.422	366.265	367.370	365.270	365.438
Iron, steel, and aluminum stairs, staircases, and fire escapes.....		332323-81	12/83	535.318	537.205	538.388	528.128	528.128
Steel and aluminum fences, gates (not wire), and railings and window guards.		332323-82	12/97	265.864	268.154	269.470	276.216	276.624
Other architectural and ornamental work.....		332323-9	12/97	251.624	253.321	257.086	258.301	260.624
Other aluminum and metal architectural and ornamental work.....		332323-91	12/88	222.065	226.911	237.835	241.360	248.102
Other iron and steel architectural and ornamental work.....		332323-92	12/97	277.813	277.813	277.813	277.813	277.813
Metal stalls and corrals.....		332323-94	05/17	170.733	171.473	171.473	171.473	—
Secondary products and miscellaneous receipts.....		332323-SM						
Secondary products.....		332323-S	12/83	244.331	246.782	245.344	246.831	248.152
Boiler, tank & shipping container mfg.....	3324		12/03	194.759	196.492	199.400	209.851	213.090
Power boiler & heat exchanger mfg.....	33241		12/03	215.291	218.302	218.887	218.878	219.980
Power boiler and heat exchanger mfg.....	332410		12/03	215.353	218.380	218.966	218.951	220.059
Primary products.....		332410-P	12/03	213.757	217.118	217.146	216.859	218.010
Fabricated heat exchangers and steam condensers (excluding nuclear applications).....		332410-1	03/80	447.797	457.272	457.355	456.513	459.311
Steel power boilers (stationary and marine), parts and attachments (excl. nuclear applications).....		332410-6	05/21	—	100.970	100.970	—	—
Secondary products and miscellaneous receipts.....		332410-SM						

See footnotes at end of table.

Table 11. Producer price indexes for net output of selected industries and their products, not seasonally adjusted — Continued
 [February 2022]

Title ¹	Industry code	Product code	Index base	Unadjusted index ²				
				Oct. 2021	Nov. 2021 ^P	Dec. 2021 ^P	Jan. 2022 ^P	Feb. 2022 ^P
Power boiler and heat exchanger mfg - Continued								
Secondary products.....		332410-S	03/80	363.567	372.254	—	—	—
Metal tank (heavy gauge) mfg.....	33242		12/03	215.248	215.940	217.153	220.747	222.193
Metal tanks, heavy gauge, mfg.....	332420		12/03	215.153	215.837	217.033	220.633	222.069
Primary products.....		332420-P	12/03	210.717	211.066	211.465	215.357	216.328
Metal tanks, heavy gauge.....		332420-0	12/03	210.717	211.066	211.465	215.357	216.328
Secondary products and miscellaneous receipts.....		332420-SM						
Secondary products.....		332420-S	03/80	299.311	304.222	315.414	315.906	323.269
Light gauge metal container mfg.....	33243		12/84	187.168	189.092	193.932	212.519	217.694
Metal can mfg.....	332431		06/81	176.185	176.229	182.577	205.857	212.565
Primary products.....		332431-P	06/81	173.501	173.506	180.047	203.727	210.714
Steel cans and tinware products.....		332431-1	06/81	239.086	239.108	239.108	267.408	294.706
Aluminum cans (including lids, ends, and parts shipped separately).....		332431-3	06/81	130.952	130.952	138.504	157.634	157.781
Secondary products and miscellaneous receipts.....		332431-SM						
Secondary products.....		332431-S	06/81	222.516	223.235	—	—	—
Other metal container mfg.....	332439		12/03	266.098	275.760	275.760	279.954	280.267
Steel shipping barrels & drums, exc. beer barrels (more than 12-gallon capacity).....		332439-3	06/83	480.762	517.668	517.668	513.989	512.881
All other metal containers.....		332439-6	12/03	194.256	203.917	203.917	214.255	214.255
Secondary products and miscellaneous receipts.....		332439-SM						
Secondary products.....		332439-S	12/03	208.693	208.693	208.693	210.543	210.543
Hardware mfg.....	3325		12/03	189.917	192.438	193.508	193.886	196.144
Hardware mfg.....	33251		12/03	189.917	192.438	193.508	193.886	196.144
Hardware mfg.....	332510		06/85	254.735	258.116	259.551	260.059	263.087
Primary products.....		332510-P	06/85	242.407	246.015	246.704	247.913	250.659
All other miscellaneous hardware.....		332510-A	06/85	447.783	457.660	459.064	460.488	486.326
Furniture hardware (excluding cabinet hardware).....		332510-2	06/85	266.758	278.160	280.525	280.517	280.517
Builders' hardware, including fabricated metal safe and vault locks, & cabinet hardware.....		332510-4	06/85	274.498	279.844	280.256	281.440	282.534
Motor vehicle hardware (lock units, door & window handles, window regulators, hinges, etc.).....		332510-6	06/85	166.190	166.190	166.510	166.510	166.510
Other transportation equipment hardware, incl. marine & aircraft (excl. motor vehicle hardware).....		332510-7	06/85	361.592	361.592	364.317	375.581	—
Secondary products and miscellaneous receipts.....		332510-SM						
Miscellaneous receipts.....		332510-M	07/85	379.087	384.301	389.451	377.269	388.475
Secondary products.....		332510-S	06/85	312.122	309.746	319.907	319.994	320.065
Spring & wire product mfg.....	3326		12/03	201.421	203.276	210.332	211.215	218.565
Spring & wire product mfg.....	33261		12/03	201.421	203.276	210.332	211.215	218.565
Spring mfg.....	332613		12/11	129.767	130.827	140.943	141.118	149.722
Primary products.....		332613-P	12/11	132.575	133.738	145.119	145.316	154.935
Cold formed steel springs, except wire.....		332613-3	06/81	233.062	236.475	251.523	252.165	294.955
Hot formed steel springs, except wire.....		332613-4	06/81	262.207	262.207	271.393	268.585	263.861
Precision mechanical wire springs.....		332613-5	12/82	221.771	222.356	226.335	226.939	230.211
Precision mechanical extension- and torsion-type wire springs.....		332613-51	06/01	188.715	189.713	194.806	196.653	204.623
Precision mechanical compression-type wire springs.....		332613-52	06/01	148.087	148.306	150.376	150.322	150.725
Secondary products and miscellaneous receipts.....		332613-SM						
Secondary products.....		332613-S	12/11	106.695	107.396	107.613	107.586	109.143
Other fabricated wire product mfg.....	332618		12/82	296.582	299.532	301.232	303.154	307.945
Primary products.....		332618-P	12/82	279.733	282.702	284.271	286.127	290.414
Other ferrous wire products, excluding springs, made from purchased wire.....		332618-B	12/82	286.133	289.718	296.694	301.798	303.936
Noninsulated ferrous wire rope, cable, forms and strand, made from purchased wire.....		332618-1	12/82	253.027	253.077	253.222	254.440	256.814
Other fabricated wire products, made from purchased wire.....		332618-2	06/85	152.491	152.914	152.014	152.014	154.946
Ferrous wire cloth and other ferrous woven wire products, made from purchased wire.....		332618-3	12/82	167.193	174.122	174.122	175.141	176.871
Steel fencing and fence gates, made from purchased wire.....		332618-7	12/82	455.184	455.184	455.184	448.426	477.931
Steel nails, staples, tacks, spikes, and brads, made from purchased wire.....		332618-9	12/03	214.567	223.201	223.910	229.047	228.207
Secondary products and miscellaneous receipts.....		332618-SM						
Secondary products.....		332618-S	12/82	609.354	614.757	614.012	620.533	629.422
Mach shops, turn prod, screw, nut, bolt mfg.....	3327		12/03	150.070	150.713	151.730	152.344	154.036
Machine shops.....	33271		12/03	138.334	138.554	139.350	139.499	139.594
Machine shops.....	332710		06/84	184.018	184.310	185.370	185.568	185.695
Primary products.....		332710-P	06/84	182.013	182.327	183.465	183.678	183.815
Machine shop job work and job order repairs.....		332710-0	06/84	180.742	181.055	182.185	182.396	182.532
Secondary products and miscellaneous receipts.....		332710-SM						

See footnotes at end of table.

Table 11. Producer price indexes for net output of selected industries and their products, not seasonally adjusted — Continued
 [February 2022]

Title ¹	Industry code	Product code	Index base	Unadjusted index ²				
				Oct. 2021	Nov. 2021 ^P	Dec. 2021 ^P	Jan. 2022 ^P	Feb. 2022 ^P
Turned product & screw, nut & bolt mfg.	33272		12/84	210.423	212.033	213.725	215.377	220.525
Precision turned product mfg.	332721		12/83	206.190	208.715	210.057	211.586	218.903
Primary products.		332721-P	12/83	193.433	195.956	197.297	198.824	206.133
Precision turned products, automotive.		332721-1	12/83	154.263	157.768	157.768	157.857	157.857
Precision turned products, except automotive.		332721-3	12/83	211.997	214.148	216.057	218.197	228.611
Secondary products and miscellaneous receipts.		332721-SM						
Bolt, nut, screw, rivet, and washer mfg.	332722		06/82	237.306	237.496	239.945	241.962	243.871
Primary products.		332722-P	06/82	244.022	244.195	246.223	247.732	249.156
Nonthreaded metal fasteners (except aircraft types).		332722-B	06/82	238.225	236.744	246.015	247.372	249.157
Aircraft fasteners, except plastics (including aerospace).		332722-1	06/82	437.173	437.173	437.347	442.147	442.147
Externally threaded metal fasteners (except aircraft types).		332722-3	06/82	209.370	210.724	213.141	214.133	215.203
Hex bolts, including heavy, tap-and-joint (excluding high-strength structural & aircraft types).		332722-3122	06/82	178.167	183.777	184.830	185.826	196.713
Other metal bolts, including square, round, plow, high-strength structural, & bent bolts.		332722-3133	12/99	240.564	240.564	247.525	247.455	242.013
Cap, set, machine, lag, flange, and self-locking screws (except aircraft types). ..		332722-3144	12/87	219.792	219.562	223.077	224.272	232.672
Other externally threaded metal fasteners, including studs (except aircraft types).		332722-3199	12/99	172.915	173.615	172.675	174.260	172.781
Internally threaded fasteners (except aircraft types).		332722-5	06/82	137.630	137.594	138.686	139.491	143.945
Secondary products and miscellaneous receipts.		332722-SM						
Miscellaneous receipts.		332722-M	06/82	199.842	199.842	200.650	202.520	201.183
Coating/engrave/heat treating & other activity.	3328		12/03	150.250	151.393	152.887	151.767	153.032
Coating/engrave/heat treating & other activity.	33281		12/84	206.724	208.296	210.352	208.811	210.552
Metal heat treating.	332811		06/85	181.678	181.678	182.646	182.646	187.400
Primary products.		332811-P	06/85	171.473	171.473	172.490	172.490	176.980
Heat treating of metal for the trade (pickling, annealing, etc.).		332811-0	06/85	171.473	171.473	172.490	172.490	176.980
Secondary products and miscellaneous receipts.		332811-SM						
Metal coating and nonprecious engraving.	332812		12/84	191.317	194.100	195.208	192.315	193.122
Primary products.		332812-P	12/84	199.077	202.125	203.178	199.999	200.885
Metal coating, engraving, and allied services.		332812-0	12/84	199.077	202.125	203.178	199.999	200.885
Secondary products and miscellaneous receipts.		332812-SM						
Electroplating, anodizing and coloring metal.	332813		12/84	218.629	218.955	223.783	223.817	223.818
Primary products.		332813-P	12/84	223.195	223.488	228.536	228.570	228.570
Electroplating, plating, polishing, anodizing and coloring metal.		332813-0	12/84	223.195	223.488	228.536	228.570	228.570
Secondary products and miscellaneous receipts.		332813-SM						
Other fabricated metal product mfg.	3329		12/03	184.512	185.599	187.572	190.249	191.673
Metal valve mfg.	33291		12/03	192.190	192.661	196.052	199.806	201.517
Industrial valve mfg.	332911		06/91	275.925	277.141	280.445	283.344	286.246
Primary products.		332911-P	06/91	285.261	286.359	289.919	292.654	295.837
Automatic regulating and control valves and parts (except nuclear), power operated.		332911-F	12/82	356.199	356.199	359.661	360.601	372.085
Industrial valves for water works and municipal equipment (IBBM, AWWA, and UL).		332911-N	06/91	297.632	299.537	299.537	307.329	306.873
Industrial ball valves (all metals, pressures, and types), incl. manual & power operated.		332911-Q	06/91	359.409	359.409	370.829	374.528	378.979
Industrial butterfly valves (all metals, pressures, and types), incl. manual & power operated.		332911-R	06/91	222.986	222.986	228.305	229.867	232.828
All other miscellaneous industrial valves.		332911-X	06/91	247.250	247.250	247.250	248.888	248.888
Gates, globes, angles and other industrial valves.		332911-1	06/91	320.751	323.551	323.551	327.477	332.126
Secondary products and miscellaneous receipts.		332911-SM						
Miscellaneous receipts.		332911-M	06/91	202.971	207.032	211.194	211.300	214.820
Secondary products.		332911-S	06/91	232.589	233.202	233.824	239.577	239.726
Fluid power valve and hose fitting mfg.	332912		06/91	236.136	235.685	243.213	249.323	252.096
Primary products.		332912-P	06/91	237.834	238.048	246.605	253.704	257.059
Nonaerospace type hydraulic and pneumatic assemblies of hose.		332912-N	12/98	127.417	127.417	127.474	134.847	134.932
Nonaerospace type flared (metal) fittings, couplings and assemblies.		332912-T	06/91	185.603	185.603	201.350	207.372	207.372
Nonaerospace type flareless fittings and couplings (incl. nonmetal fittings).		332912-U	06/91	202.172	202.172	202.172	214.757	216.347
Parts for fluid power valves.		332912-X	01/20	107.494	107.494	107.617	111.679	114.128
Aerospace type hydraulic fluid power valves.		332912-1	06/91	180.607	180.607	180.607	179.926	179.926
Nonaerospace type hydraulic directional control valves.		332912-5	06/91	217.446	219.125	219.522	219.522	219.522
Nonaerospace type hydraulic valves, except directional control.		332912-7	12/98	221.680	221.680	225.867	226.737	230.999
Nonaerospace type pneumatic directional control valves.		332912-9	06/91	228.711	228.711	228.711	238.283	238.283
Secondary products and miscellaneous receipts.		332912-SM						
Miscellaneous receipts.		332912-M	12/98	196.037	196.037	196.037	199.147	199.808
Secondary products.		332912-S1	12/11	112.843	109.684	112.424	112.725	112.819
Plumbing fixture fitting and trim mfg.	332913		06/83	321.317	322.058	324.654	332.568	332.909
Primary products.		332913-P	06/83	323.447	324.398	325.846	334.221	334.221

See footnotes at end of table.

Table 11. Producer price indexes for net output of selected industries and their products, not seasonally adjusted — Continued
 [February 2022]

Title ¹	Industry code	Product code	Index base	Unadjusted index ²				
				Oct. 2021	Nov. 2021 ^P	Dec. 2021 ^P	Jan. 2022 ^P	Feb. 2022 ^P
Plumbing fixture fitting and trim mfg - Continued								
Miscellaneous metal and nonmetal plumbing fixtures, fittings, and trim.....		332913-6	06/83	353.283	356.522	356.522	379.811	379.811
Metal and nonmetal lavatory and sink fittings, excluding single control.....		332913-7	06/98	167.076	167.076	168.288	170.501	170.501
Secondary products and miscellaneous receipts.....		332913-SM						
Other metal valve and pipe fitting mfg.....	332919		12/82	326.157	328.061	332.227	340.936	342.736
Primary products.....		332919-P	12/82	348.424	350.490	355.611	364.322	366.438
Plumbing and heating valves and specialties, except plumbers' brass goods.....		332919-1	12/82	355.904	355.904	359.902	378.295	—
Metal fittings, flanges, and unions for pipe fittings.....		332919-4	12/82	414.444	417.387	423.762	431.941	434.956
Secondary products and miscellaneous receipts.....		332919-SM						
Secondary products.....		332919-S	12/82	223.406	225.870	225.870	231.371	232.240
All other fabricated metal product mfg.....	332999		12/03	179.453	181.023	181.924	183.782	185.009
Ball and roller bearing mfg.....	332991		06/83	309.944	312.065	310.641	311.276	317.014
Primary products.....		332991-P	06/83	302.796	304.787	303.446	304.455	309.469
Ball bearings, complete, unmounted.....		332991-1	06/83	270.238	270.238	270.238	270.532	270.532
Tapered roller bearings (including cups & cones), unmounted.....		332991-3	06/83	325.729	329.799	326.048	326.048	341.641
Other roller bearings, unmounted.....		332991-5	06/83	337.923	337.923	337.923	337.923	344.344
Mounted bearings (excluding plain).....		332991-7	06/83	420.070	433.490	428.586	432.989	432.989
Parts and components for ball and roller bearings (including balls and rollers) sold separately.....		332991-9	06/83	198.630	198.630	198.600	201.931	200.872
Secondary products and miscellaneous receipts.....		332991-SM						
Small arms ammunition mfg.....	332992		06/85	284.812	284.812	284.812	298.454	296.854
Primary products.....		332992-P	06/85	315.965	315.965	315.965	329.807	327.881
Small arms ammunition.....		332992-0	12/06	198.270	198.270	198.270	206.957	205.748
All other ammo products, incl. industrial shells & cartridges, air gun ammo, percussion caps.....		332992-07	06/02	181.197	181.197	181.197	193.751	191.172
Secondary products and miscellaneous receipts.....		332992-SM						
Secondary products.....		332992-S	05/95	112.834	112.834	112.834	114.335	113.782
Ammunition, except small arms, manufacturing.....	332993		12/85	—	—	—	—	256.130
Primary products.....		332993-P	12/85	—	—	—	—	235.339
Ammunition (excluding small arms), more than 30 mm (1.18 in.).....		332993-0	12/85	—	—	—	—	235.339
Secondary products and miscellaneous receipts.....		332993-SM1						
Fabricated pipe and pipe fitting mfg.....	332996		06/81	407.055	417.055	417.434	419.591	427.217
Primary products.....		332996-P	06/81	366.450	371.159	371.532	373.305	376.648
Fabricated pipe and pipe fittings made from purchased pipe.....		332996-0	12/02	242.338	245.452	245.699	246.872	249.082
Secondary products and miscellaneous receipts.....		332996-SM						
Miscellaneous fabricated metal product mfg.....	332999		12/03	169.184	170.408	172.145	174.365	174.647
Primary products.....		332999-P	12/03	170.744	171.953	173.938	176.296	176.186
All other miscellaneous fabricated metal products.....		332999-N	06/85	223.636	225.422	227.997	231.218	230.982
Secondary products and miscellaneous receipts.....		332999-SM						
Secondary products.....		332999-S	12/03	167.131	170.062	170.142	172.945	175.795
Small arms, ordnance, and ordnance accessories mfg.....	33299T		12/11	103.895	103.895	105.632	105.632	105.632
Primary products.....		33299T-P	12/11	103.963	103.963	105.900	105.900	105.900
Single barrel shotguns, other small firearms n.e.c., and parts & attachments for small arms.....		33299T-45	06/13	105.189	105.189	106.008	106.008	106.008
Secondary products and miscellaneous receipts.....		33299T-SM						
Machinery manufacturing.....	333		12/03	153.259	154.474	155.924	158.234	159.798
Agricultural, construction, and mining machinery mfg.....	3331		12/03	156.021	157.561	159.043	160.259	161.381
Agricultural implement manufacturing.....	33311		12/03	147.912	150.054	152.730	153.285	156.091
Farm machinery and equipment mfg.....	333111		12/82	243.951	247.966	252.791	253.548	258.621
Primary products.....		333111-P	12/82	245.517	249.896	254.718	255.462	260.411
Haying machinery and attachments.....		333111-A	12/82	275.918	275.918	290.454	288.066	288.066
Parts for farm machinery, for sale separately.....		333111-C	12/82	219.600	234.976	235.884	240.166	243.517
Farm plows, harrows, rollers, pulverizers, etc., and attachments.....		333111-E	12/02	219.529	219.529	223.218	223.218	230.993
All other farm machinery and equipment, excluding parts, including attachments.....		333111-G	12/82	332.224	342.336	348.476	349.863	367.740
Commercial turf and grounds care equipment, including parts and attachments.....		333111-J	12/82	234.822	232.902	233.365	231.466	236.335
Farm dairy equipment, sprayers and dusters, farm blowers, and attachments.....		333111-4	12/82	244.281	244.281	257.331	257.331	259.106
Planting, seeding, and fertilizing machinery and attachments.....		333111-7	12/82	237.907	240.008	248.356	251.371	254.412
Harvesting machinery (except hay and straw) and attachments.....		333111-9	12/82	267.026	270.359	272.592	272.592	276.978
Secondary products and miscellaneous receipts.....		333111-SM						
Miscellaneous receipts.....		333111-M	12/82	232.614	234.912	236.920	239.769	248.603
Secondary products.....		333111-S	12/82	227.553	228.468	236.187	236.055	239.299
Lawn and garden equipment mfg.....	333112		12/82	148.367	149.056	150.495	151.533	152.993
Primary products.....		333112-P	12/82	150.187	150.732	152.383	153.383	155.008
Consumer nonriding lawn, garden, and snow equipment.....		333112-1	12/82	137.374	137.374	137.358	137.896	140.272
Consumer riding lawn, garden, and snow equipment.....		333112-3	12/82	163.174	163.980	168.009	168.009	168.409

See footnotes at end of table.

Table 11. Producer price indexes for net output of selected industries and their products, not seasonally adjusted — Continued
 [February 2022]

Title ¹	Industry code	Product code	Index base	Unadjusted index ²				
				Oct. 2021	Nov. 2021 ^P	Dec. 2021 ^P	Jan. 2022 ^P	Feb. 2022 ^P
Lawn and garden equipment mfg - Continued								
Parts and attachments for consumer lawn, garden, and snow equipment.....		333112-7	06/03	132.559	134.041	136.589	139.790	140.665
Secondary products and miscellaneous receipts.....		333112-SM						
Secondary products.....		333112-S	12/82	137.844	138.581	138.653	140.553	141.130
Construction machinery manufacturing.....	33312		12/03	161.782	162.494	163.746	164.280	164.378
Construction machinery mfg.....	333120		12/80	289.054	290.326	292.563	293.518	293.693
Primary products.....		333120-P	12/80	281.715	282.928	285.257	286.061	286.320
Power cranes, loaders, dozers, tractors, off-highway trucks, mixers, pavers, backhoes, etc.....		333120-1	12/03	160.342	160.750	162.290	162.428	162.244
Power cranes, draglines, & shovels (excavators) (incl. surface mining equip.) (excluding parts).....		333120-11	12/99	162.504	162.676	162.676	162.877	162.914
Mixers, pavers, and related equipment (excluding parts).....		333120-12	12/80	272.092	273.903	273.903	275.771	275.771
Off-highway trucks, haulers, truck-type tractor chassis, trailers, etc. (excluding parts).....		333120-13	12/03	165.562	165.464	165.460	165.664	165.664
Tractor shovel loaders (skid steer, wheel, crawler, and integral design backhoes).....		333120-14	12/80	295.889	297.328	298.046	298.077	298.077
Construction wheel and crawler tractors, dozers, self-propelled log skidders, etc.....		333120-15	12/03	158.725	159.108	164.553	164.582	163.655
Graders, rollers & compactors, rough-terrain forklifts, scrapers, trenchers, etc. (excl. parts).....		333120-16	12/03	177.422	178.293	178.293	178.293	178.293
Construction machinery for mounting (excluding parts, winches, snow clearing attachments).....		333120-17	12/99	156.495	156.585	158.445	158.445	159.742
Parts for construction machinery and equipment, sold separately.....		333120-9	12/99	162.271	166.475	168.489	170.446	173.502
Parts for cranes, draglines, and shovels (including surface mining equipment) (sold separately).....		333120-91	06/07	141.554	145.987	145.987	148.839	160.050
Parts for off-highway wheel tractors and shovel loaders (sold separately).....		333120-92	06/07	124.904	132.522	132.868	132.897	131.056
Parts for other construction machinery (sold separately).....		333120-93	06/07	132.332	133.975	136.854	138.376	138.108
Secondary products and miscellaneous receipts.....		333120-SM						
Miscellaneous receipts.....		333120-M	12/80	453.893	456.860	458.821	462.535	461.920
Secondary products.....		333120-S	12/80	274.809	276.027	276.027	276.102	277.026
Mining and oil and gas field machinery mfg.....	33313		12/03	168.101	169.997	170.021	173.345	173.396
Mining machinery and equipment mfg.....	333131		06/81	330.974	341.918	342.063	342.988	343.059
Primary products.....		333131-P	06/81	349.922	362.667	362.772	363.479	363.533
Mining machinery and equipment (except parts sold separately).....		333131-2	09/19	111.452	116.684	116.684	116.877	116.900
Underground mining machinery (except parts sold separately).....		333131-21	06/81	413.870	414.477	414.477	414.477	-
Mineral processing & beneficiation machinery (except parts sold separately).....		333131-23	06/81	349.341	428.033	428.033	428.033	430.075
Crushing, pulverizing & screening machinery (except parts sold separately).....		333131-25	06/81	350.070	428.593	428.593	428.593	428.593
Drills and other mining machinery (except parts sold separately).....		333131-27	06/81	377.178	386.748	386.748	395.416	395.416
Parts and attachments for mining machinery and equipment (sold separately).....		333131-9	06/81	289.727	291.370	291.710	292.542	292.542
Secondary products and miscellaneous receipts.....		333131-SM						
Miscellaneous receipts.....		333131-M	06/81	251.273	251.273	251.273	253.076	253.076
Oil and gas field machinery and equipment mfg.....	333132		12/80	277.234	278.296	278.308	285.400	285.492
Primary products.....		333132-P	12/80	273.617	274.733	274.733	281.726	281.726
Oil and gas field production machinery and equipment (except pumps).....		333132-A	12/80	225.475	228.323	228.323	242.669	242.669
Oil and gas field production machinery and equipment (except pumps and parts sold separately).....		333132-A1	12/10	117.243	118.593	118.593	127.065	127.065
Parts and attachments for oil and gas field production machinery and equipment (except pumps).....		333132-A2	12/10	110.857	112.860	112.860	115.242	115.242
Rotary oil and gas field drilling machinery and equipment.....		333132-1	12/86	291.493	291.762	291.762	293.038	293.038
Other oil and gas field drilling machinery and equipment.....		333132-8	12/86	245.033	245.033	245.033	257.167	-
Secondary products and miscellaneous receipts.....		333132-SM						
Industrial machinery manufacturing.....	3332		12/84	212.172	213.188	213.772	216.328	222.203
Other industrial machinery manufacturing.....	33324		12/84	209.253	210.255	210.831	213.352	219.146
Food product machinery mfg.....	333241		12/83	299.639	304.187	306.438	310.186	310.638
Primary products.....		333241-P	12/83	309.008	314.115	316.890	320.993	321.022
Dairy and milk products plant machinery and equipment.....		333241-1	12/83	292.804	306.376	307.575	307.575	307.575
Commercial food products machinery (except packaging and cooking equipment).....		333241-3	12/83	269.572	272.809	277.285	281.120	281.178
Industrial food products machinery for processing foods, beverages, & animal & fowl feed.....		333241-5	12/83	325.560	327.672	328.531	334.713	334.713
Other industrial food and feed machinery.....		333241-51	12/12	127.496	128.258	128.917	129.846	129.846
Machinery for sorting, grading, and cleaning fruits, vegetables, eggs, and for processing meat.....		333241-52	12/12	136.730	138.000	138.000	140.693	140.693
Parts and attachments for industrial food and feed products machinery.....		333241-53	12/12	125.205	125.631	125.631	131.835	131.835
Secondary products and miscellaneous receipts.....		333241-SM						
Miscellaneous receipts.....		333241-M	12/83	214.970	217.209	217.209	218.848	221.530
Secondary products.....		333241-S	12/83	295.363	295.893	295.893	299.139	299.139
Semiconductor machinery mfg.....	333242		12/03	90.076	90.076	90.076	90.348	90.359
Primary products.....		333242-P	12/03	88.224	88.224	88.224	88.492	88.492

See footnotes at end of table.

Table 11. Producer price indexes for net output of selected industries and their products, not seasonally adjusted — Continued
[February 2022]

Title ¹	Industry code	Product code	Index base	Unadjusted index ²				
				Oct. 2021	Nov. 2021 ^P	Dec. 2021 ^P	Jan. 2022 ^P	Feb. 2022 ^P
Semiconductor machinery mfg - Continued								
Semiconductor machinery and parts.....		333242-0	06/87	113.511	113.511	113.511	113.855	113.855
Secondary products and miscellaneous receipts.....		333242-SM						
Miscellaneous receipts.....		333242-M	12/03	110.316	110.316	110.316	110.737	111.096
Sawmill, woodworking and paper machinery mfg.....	333243		12/11	126.802	127.628	128.495	130.278	130.690
Primary products.....		333243-P	12/11	126.372	127.217	128.150	129.821	130.396
Sawmill and woodworking machinery.....		333243-A	12/80	299.371	300.671	302.168	310.783	314.751
Sawmill and woodworking machinery, excluding parts & attachments.....		333243-A3	06/12	149.234	149.874	150.686	155.646	157.451
Parts, attachments & accessories for sawmill & woodworking machinery.....		333243-A4	06/12	153.894	154.606	155.037	156.040	158.970
Paper industry machinery.....		333243-B	06/82	246.946	248.759	250.750	252.928	253.441
Paper industry machinery, excluding parts & attachments.....		333243-B1	12/03	134.302	134.595	135.457	136.592	136.592
Parts and attachments for paper industry machinery.....		333243-B2	06/82	237.909	241.048	243.412	245.609	246.664
Secondary and miscellaneous receipts.....		333243-SM						
Printing machinery and equipment mfg.....	333244		12/82	179.154	180.409	184.802	185.537	186.280
Primary products.....		333244-P	12/82	170.527	171.920	176.824	177.325	177.578
All other miscellaneous printing trades machinery, including parts.....		333244-A	12/88	129.004	130.589	133.132	133.481	133.769
Other printing machinery and equipment, including pre-press preparation and typesetting.....		333244-A7	06/01	90.541	91.282	93.491	93.445	92.606
Parts, attachments, and accessories for printing trades machinery.....		333244-A8	06/01	127.705	129.508	131.757	132.287	133.227
Secondary products and miscellaneous receipts.....		333244-SM						
Secondary products.....		333244-S	12/82	182.551	182.551	185.279	189.277	190.775
Other industrial machinery mfg.....	333249		12/11	147.988	148.512	148.445	150.999	159.657
Primary products.....		333249-P	12/11	151.736	152.295	152.221	154.925	164.718
Plastics-working machinery and equipment and parts, excluding patterns and molds.....		333249-1	12/81	230.192	231.288	230.468	—	—
Parts for plastics-working machinery.....		333249-14	12/08	104.744	104.744	104.744	104.763	104.763
Plastics-working machinery and equipment, excluding patterns, molds, and parts sold separately.....		333249-19	12/08	118.044	118.729	118.217	119.098	—
Textile machinery (except parts, attachments, and accessories).....		333249-5	12/80	198.418	198.418	198.418	211.599	211.599
Parts and attachments for textile machinery.....		333249-7	12/80	230.220	230.220	231.829	237.396	238.022
All other industrial machinery.....		333249-8	12/03	203.706	204.473	204.473	208.373	225.413
Secondary products and miscellaneous receipts.....		333249-SM						
Miscellaneous receipts.....		333249-M	12/11	120.871	120.946	120.946	121.211	121.756
Commercial and service industry machinery.....	3333		12/03	134.640	136.229	137.386	139.495	140.339
Commercial and service industry machinery.....	33331		12/03	134.626	136.215	137.372	139.480	140.324
Optical instrument and lens mfg.....	333314		06/91	119.100	119.100	119.455	123.562	123.961
Primary products.....		333314-P	06/91	118.692	118.692	119.080	123.568	124.004
All other miscellaneous optical instruments and lenses (including binoculars and astronomical).....		333314-3	12/98	114.100	114.100	114.899	114.001	114.899
Secondary products and miscellaneous receipts.....		333314-SM						
Photographic and photocopying equipment mfg.....	333316		12/03	118.111	118.111	118.111	118.111	118.111
Primary products.....		333316-P	12/03	126.366	126.366	126.366	126.366	126.366
Motion picture & other photographic equipment, n.e.c.....		333316-4	06/07	131.598	131.598	131.598	131.598	131.598
Secondary products and miscellaneous receipts.....		333316-SM						
Other commercial and service industry machinery mfg.....	333318		12/11	121.014	122.926	124.236	125.831	126.754
Primary products.....		333318-P	12/11	120.893	122.982	124.288	125.961	126.807
Commercial cooking and food warming equipment.....		333318-A	06/82	339.902	359.714	359.714	364.241	369.795
Commercial non electric cooking and food warming equipment, excluding parts and accessories.....		333318-A1	06/07	156.961	169.917	169.917	171.943	171.943
Commercial electric cooking and food warming equipment, excluding parts and accessories.....		333318-A2	06/07	137.038	141.382	141.382	143.259	148.223
Parts and accessories for commercial cooking and food warming equipment.....		333318-A3	06/07	134.168	134.168	134.168	136.124	142.641
Electronic teaching machines, teaching aids, etc., including kits.....		333318-H	09/16	102.118	102.118	102.118	102.118	102.118
Miscellaneous machinery products.....		333318-J	09/16	117.414	117.821	119.593	121.368	121.355
Other service industry equipment.....		333318-J4	09/16	116.855	117.275	119.340	121.266	121.226
Commercial and industrial floor and carpet cleaning machines, excluding vacuum cleaners.....		333318-J5	09/16	121.698	121.698	121.698	122.917	123.127
Commercial laundry and drycleaning machinery.....		333318-5	12/82	281.820	285.133	285.133	301.485	311.057
Secondary products and miscellaneous receipts.....		333318-SM						
Miscellaneous receipts.....		333318-M	12/11	112.486	113.097	114.642	116.089	116.730
Secondary products.....		333318-S	12/11	132.050	132.725	133.377	133.423	136.748
HVAC and commercial refrigeration equipment.....	3334		12/03	176.816	179.284	182.229	188.697	191.135
HVAC and commercial refrigeration equipment.....	33341		12/03	176.816	179.284	182.229	188.697	191.135
Fan, blower, air purification equipment mfg.....	333413		12/11	132.951	133.645	133.700	137.353	138.879
Primary products.....		333413-P	12/11	131.313	131.929	131.988	135.676	137.300
Air purification equipment.....		333413-1	12/03	148.816	149.116	148.783	155.362	155.784

See footnotes at end of table.

Table 11. Producer price indexes for net output of selected industries and their products, not seasonally adjusted — Continued
 [February 2022]

Title ¹	Industry code	Product code	Index base	Unadjusted index ²				
				Oct. 2021	Nov. 2021 ^P	Dec. 2021 ^P	Jan. 2022 ^P	Feb. 2022 ^P
Fan, blower, air purification equipment mfg - Continued								
Dust collection and other air purification equipment for industrial gas cleaning systems.....		333413-11	12/83	210.447	210.447	210.447	220.648	220.648
Dust collection and other air purification equipment for cleaning incoming air....		333413-13	12/83	220.685	221.572	220.588	229.409	230.656
Air filters for air-conditioners and furnaces, etc. of 2400 CFM or less, except parts.....		333413-131	06/09	142.401	142.915	141.828	149.836	149.836
Other dust collection and air purification equipment, except parts.....		333413-132	06/09	129.022	129.605	129.605	130.426	130.783
Parts for dust collection and air purification equipment.....		333413-133	06/09	127.445	128.039	128.039	131.459	134.428
Industrial and commercial fans and blowers.....		333413-2	12/03	199.971	201.814	202.814	202.972	208.672
Centrifugal blower filter units, and classes I-IV centrifugal fans, except parts....		333413-22	06/09	160.398	162.295	163.221	163.221	166.281
Other centrifugal fans and blowers, except parts.....		333413-23	06/09	162.409	164.647	164.792	164.811	171.152
Parts and accessories for fans and blowers.....		333413-29	06/09	165.400	165.890	166.190	168.302	170.787
Secondary products and miscellaneous receipts.....		333413-SM						
Secondary products.....		333413-S	12/11	131.113	136.543	136.543	-	-
Heating equipment (except warm air furnaces) mfg.....	333414		06/80	360.037	362.235	378.150	383.961	387.449
Primary products.....		333414-P	06/80	341.272	343.746	358.194	364.244	367.527
Other heating equipment, except electric (incl. parts for nonelectric equipment & oil burners).....		333414-D	06/99	178.507	181.063	188.800	192.776	193.881
Cast iron heating boilers, radiators, and convectors (except parts).....		333414-1	06/99	212.272	212.272	-	-	-
Domestic heating stoves (except electric and parts).....		333414-3	06/80	265.086	265.086	270.417	280.187	287.185
Floor and wall furnaces, unit heaters, infrared heaters, and mechanical stokers....		333414-7	06/99	174.124	174.124	176.387	177.087	179.929
Secondary products and miscellaneous receipts.....		333414-SM						
Secondary products.....		333414-S	06/80	367.411	367.411	378.014	385.176	400.318
Air-conditioning, refrigeration, and forced air heating equipment mfg.....	333415		12/82	233.778	237.759	241.386	251.150	254.642
Primary products.....		333415-P	12/82	235.975	240.557	243.833	254.367	257.849
Warm air furnaces, including duct furnaces and humidifiers, and electric comfort heating.....		333415-C	12/89	189.480	195.392	196.914	205.901	207.867
Parts and accessories for air conditioning and heat transfer equipment.....		333415-D	12/89	220.167	226.586	227.270	236.537	236.537
Unitary air-conditioners, except air source heat pumps.....		333415-E	12/82	209.053	212.724	213.301	220.584	221.316
Heat pumps.....		333415-H	12/09	129.367	130.720	130.878	134.729	134.729
Heat transfer equipment (except elec dehumidifiers), mechanically refrigerated, self-contained.....		333415-2	12/03	195.461	198.304	203.433	210.994	216.482
Commercial refrigerators and related equipment.....		333415-3	12/82	296.895	299.688	307.776	328.939	336.027
Refrigeration condensing units, all refrigerants, except ammonia (complete).....		333415-5	12/82	301.540	320.291	320.291	338.923	338.923
All other miscellaneous refrigeration and air-conditioning equipment.....		333415-9	12/89	228.185	229.614	238.963	242.242	256.988
Secondary products and miscellaneous receipts.....		333415-SM						
Secondary products.....		333415-S	12/82	187.893	189.869	203.082	212.491	212.638
Metalworking machinery manufacturing.....	3335		12/03	127.857	128.326	129.236	130.506	131.108
Metalworking machinery manufacturing.....	33351		12/03	127.844	128.314	129.224	130.493	131.095
Industrial mold mfg.....	333511		12/03	107.129	107.611	109.106	109.958	110.131
Primary products.....		333511-P	12/03	106.501	106.942	108.521	109.238	109.238
Industrial molds and mold boxes.....		333511-0	06/81	131.027	131.569	133.512	134.395	134.395
Industrial injection-type molds made of metal for plastics.....		333511-05	12/09	111.018	111.843	111.843	112.874	112.874
Other industrial molds and mold boxes.....		333511-06	12/09	98.875	99.099	101.393	101.917	101.917
Secondary products and miscellaneous receipts.....		333511-SM						
Secondary products.....		333511-S	12/03	118.848	120.348	121.847	121.847	122.223
Special tool, die, jig, and fixture mfg.....	333514		12/03	121.674	122.156	122.455	124.032	124.369
Primary products.....		333514-P	06/81	201.348	201.711	202.238	204.925	205.429
Special dies, tools, jigs, and fixtures.....		333514-0	06/81	201.348	201.711	202.238	204.925	205.429
Jigs and fixtures, including parts.....		333514-0A	06/81	312.469	312.468	314.674	315.618	317.553
Metalworking die and die sets.....		333514-0B	12/02	114.945	114.945	115.017	116.549	116.671
Standard punches, industrial prototypes, die parts & other special tooling for dies.....		333514-0C	06/94	139.585	140.548	140.548	144.264	144.264
Secondary products and miscellaneous receipts.....		333514-SM						
Miscellaneous receipts.....		333514-M	12/03	101.674	101.674	101.674	101.674	101.674
Secondary products.....		333514-S	12/03	107.700	112.821	113.054	115.220	116.355
Cutting tool and machine tool accessory mfg.....	333515		06/83	199.218	200.069	201.626	204.112	205.814
Primary products.....		333515-P	06/83	194.261	195.236	196.992	199.772	201.535
Cutting tools for machine tools and metalworking machinery.....		333515-4	06/83	185.371	185.695	187.402	189.760	191.229
Other cutting tools for machine tools, excluding tips and blanks.....		333515-41	12/00	135.310	135.310	137.336	139.794	139.794
End mills and milling cutters.....		333515-44	06/83	210.640	210.646	210.950	213.365	213.365
Threading tools, including blanks, tips and inserts.....		333515-45	06/07	110.456	112.141	112.141	112.141	123.263
Carbon and high-speed steel shank, solid, tipped carbide twist drills for machine tools.....		333515-48	12/11	117.408	117.408	117.408	117.430	119.124
Taps, carbide indexable, and throwaway inserts for machine tools.....		333515-49	12/11	125.003	126.136	126.136	126.136	126.136
Other attachments and accessories for machine tools and metalworking machinery.....		333515-5	06/83	219.530	224.972	226.731	231.985	235.510
Secondary products and miscellaneous receipts.....		333515-SM						

See footnotes at end of table.

Table 11. Producer price indexes for net output of selected industries and their products, not seasonally adjusted — Continued
 [February 2022]

Title ¹	Industry code	Product code	Index base	Unadjusted index ²				
				Oct. 2021	Nov. 2021 ^P	Dec. 2021 ^P	Jan. 2022 ^P	Feb. 2022 ^P
Cutting tool and machine tool accessory mfg - Continued								
Secondary products.....		333515-S	06/83	208.372	208.372	209.304	210.655	210.731
Machine tool mfg.....	333517		12/11	119.841	120.136	121.173	121.986	122.643
Primary products.....		333517-P	12/11	118.712	118.858	120.068	120.874	121.060
Metal cutting machine tools.....		333517-2	06/83	207.108	207.108	209.510	211.124	211.560
Parts for metal cutting machine tools (sold separately) & rebuilt machine tools...		333517-26	06/83	175.706	175.706	176.919	176.919	178.370
Metal machining centers (multifunction numerically controlled machines).....		333517-27	06/83	186.649	186.649	191.981	191.981	191.981
Other metal cutting machine tools.....		333517-2B	12/09	119.883	119.883	120.791	122.230	122.459
Metal forming machine tools.....		333517-3	06/81	269.743	271.037	272.691	273.745	273.745
Metal punching and shearing (power & manual), and bending and forming machines (power only).....		333517-31	06/81	219.933	220.089	220.089	220.089	220.089
Other metal forming machine tools, including forging and die-stamping machines (except presses).....		333517-35	06/81	326.879	326.879	326.879	330.414	-
Parts for metal forming machine tools (sold separately) and rebuilt metal forming machine tools.....		333517-37	06/81	269.161	275.061	277.643	278.834	278.834
Secondary products and miscellaneous receipts.....		333517-SM						
Miscellaneous receipts.....		333517-M	12/11	124.001	124.001	124.001	124.906	128.700
Secondary products.....		333517-S	12/11	126.579	130.146	130.493	131.136	132.836
Rolling mill and other metalworking machinery mfg.....	333519		12/11	111.736	112.138	112.203	113.356	114.072
Primary products.....		333519-P	12/11	111.633	111.681	111.720	112.636	113.375
Other metalworking machinery, excluding handheld & ultrasonic.....		333519-83	06/83	299.234	299.897	300.444	301.067	301.805
Secondary products and miscellaneous receipts.....		333519-SM						
Miscellaneous receipts.....		333519-M	12/11	127.123	130.301	130.580	133.712	134.343
Turbine and power transmission equipment mfg.....	3336		12/84	199.111	199.550	199.922	203.915	203.857
Turbine and power transmission equipment mfg.....	33361		12/84	199.106	199.546	199.917	203.910	203.852
Turbine and turbine generator set units mfg.....	333611		06/82	236.761	237.086	237.669	239.934	239.201
Primary products.....		333611-P	06/82	235.904	236.210	236.761	238.900	238.208
Turbines and turbine generator sets.....		333611-0	06/11	109.650	109.792	110.049	111.042	110.721
Steam, gas, and other turbines and turbine generators.....		333611-05	12/03	148.662	148.959	149.319	145.182	145.526
Parts & accessories for turbines, turbine generators, and turbine generator sets.....		333611-07	12/03	-	-	-	120.193	120.193
Speed changer, drive, and gear mfg.....	333612		12/83	321.351	324.211	324.532	331.680	333.989
Primary products.....		333612-P	12/83	298.091	299.683	300.023	307.063	309.176
Gears, pinions, racks, and worms, sold separately.....		333612-3	12/83	223.676	223.676	223.676	225.768	225.768
Speed changers, industrial high speed drives, and parts other than loose gearing.....		333612-7	12/03	182.291	183.736	184.044	189.607	191.525
Secondary products and miscellaneous receipts.....		333612-SM						
Miscellaneous receipts.....		333612-M	07/84	403.369	403.369	403.369	-	-
Secondary products.....		333612-S	12/83	513.489	548.999	548.999	548.999	557.075
Mechanical power transmission equipment mfg.....	333613		12/84	298.186	300.877	304.589	315.767	315.389
Primary products.....		333613-P	12/84	288.987	290.491	293.531	303.521	303.106
Mechanical power transmission equipment, except speed changers, drives, & gears.....		333613-3	12/84	313.685	315.919	320.436	329.589	328.971
Secondary products and miscellaneous receipts.....		333613-SM						
Other engine equipment mfg.....	333618		12/82	170.984	171.014	170.990	174.997	175.024
Primary products.....		333618-P	12/82	171.813	171.840	171.817	175.983	176.008
Parts & accessories for internal combustion engines, ex. aircraft & gasoline automotive engines.....		333618-F	12/82	216.530	216.530	216.530	222.455	222.455
Diesel, semidiesel, and dual-fuel engines (except automotive).....		333618-3	12/82	187.208	187.208	187.208	188.335	188.335
Diesel, semidiesel, and dual-fuel engines for automobiles, trucks, and buses.....		333618-5	12/82	151.018	151.018	151.018	157.507	157.507
Secondary products and miscellaneous receipts.....		333618-SM						
Secondary products.....		333618-S	12/82	158.575	158.665	158.796	160.855	160.863
Other general purpose machinery manufacturing.....	3339		12/03	170.788	171.937	174.043	176.605	178.844
Pump and compressor manufacturing.....	33391		12/03	172.477	173.052	174.541	177.900	182.289
Air and gas compressor mfg.....	333912		06/84	267.907	269.483	269.969	272.783	281.325
Primary products.....		333912-P	06/84	272.396	273.998	274.693	277.761	286.453
Air and gas compressors and vacuum pumps.....		333912-1	06/84	285.378	286.703	286.703	290.509	298.484
Parts & attachments for air & gas compressors, ex. refrigeration, ice making, & a/c.....		333912-6	06/84	283.716	283.746	289.068	289.068	309.882
Secondary products and miscellaneous receipts.....		333912-SM						
Miscellaneous receipts.....		333912-M	11/86	213.565	213.952	213.952	213.952	225.222
Secondary products.....		333912-S1	09/21	100.000	101.152	101.152	101.152	102.962
Measuring, dispensing, and other pumping equipment mfg.....	333914		12/83	293.512	294.047	297.884	305.314	311.403
Primary products.....		333914-P	12/83	294.900	295.450	299.144	306.333	312.594
Pumps and pumping equipment, excluding measuring and dispensing pumps.....		333914-1	12/09	127.632	127.899	128.856	132.355	134.561
Pumps and pumping equipment, complete, excluding measuring and dispensing pumps.....		333914-11	12/09	128.039	128.359	129.504	133.459	135.838

See footnotes at end of table.

Table 11. Producer price indexes for net output of selected industries and their products, not seasonally adjusted — Continued
[February 2022]

Title ¹	Industry code	Product code	Index base	Unadjusted index ²				
				Oct. 2021	Nov. 2021 ^P	Dec. 2021 ^P	Jan. 2022 ^P	Feb. 2022 ^P
Measuring, dispensing, and other pumping equipment mfg - Continued								
Domestic water systems.....		333914-111	12/83	265.358	265.358	265.358	288.470	—
Domestic sump pumps.....		333914-112	12/09	145.714	145.714	—	—	—
Oil-well and oil-field pumps, except boiler feed.....		333914-113	12/09	110.734	110.734	113.979	116.395	116.395
Industrial pumps, excluding hydraulic fluid power pumps, automatic circulating pumps, etc.....		333914-114	12/83	300.275	300.275	300.344	309.735	312.530
Other pumps, except automotive circulating pumps, and measuring and dispensing pumps.....		333914-115	12/01	198.089	201.225	203.276	203.563	210.502
Parts and attachments for pumps and pumping equipment, excluding measuring and dispensing.....		333914-15	12/83	367.858	367.858	367.858	371.304	375.178
Measuring and dispensing pumps and parts and attachments.....		333914-3	12/03	174.514	174.514	183.744	183.744	192.975
Secondary products and miscellaneous receipts.....		333914-SM						
Miscellaneous receipts.....		333914-M	12/17	104.175	104.199	105.024	106.395	108.525
Secondary products.....		333914-S	12/17	118.204	118.573	122.941	131.384	132.110
Material handling equipment manufacturing.....	33392		12/03	181.460	183.467	186.330	188.097	190.525
Elevator and moving stairway mfg.....	333921		06/81	199.778	199.778	215.031	219.228	220.607
Primary products.....		333921-P	06/81	191.623	191.623	208.662	211.846	213.386
Elevators and moving stairways.....		333921-1	06/81	184.468	184.468	204.917	208.883	210.790
Parts and attachments for elevators and moving stairways (sold separately).....		333921-3	06/81	238.991	238.991	241.914	241.805	241.805
Secondary products and miscellaneous receipts.....		333921-SM						
Conveyor and conveying equipment mfg.....	333922		06/84	251.276	255.337	259.635	263.139	264.292
Primary products.....		333922-P	06/84	243.841	247.535	251.567	254.851	255.537
Unit handling conveyors and conveying systems.....		333922-1	06/84	214.075	214.843	217.157	217.663	218.224
Unit handling gravity and trolley conveyors and conveying systems.....		333922-12	06/09	126.314	126.327	126.919	127.000	127.000
Unit handling tow, belt, roller, pneumatic, portable, carousel, and other nonbelt conveyors.....		333922-14	06/09	132.307	132.896	134.529	134.898	135.331
Parts and accessories for unit handling conveyors and conveying systems, sold separately.....		333922-7	06/84	264.483	265.694	269.183	269.743	269.743
Bulk material handling conveyors and conveying systems.....		333922-8	06/84	240.805	248.114	254.956	261.627	262.825
Parts and accessories for bulk material handling conveyors and conveying systems.....		333922-9	06/84	408.059	416.325	418.744	427.039	427.039
Secondary products and miscellaneous receipts.....		333922-SM						
Miscellaneous receipts.....		333922-M	06/84	302.246	310.972	318.248	321.724	327.633
Secondary products.....		333922-S	06/84	291.379	291.379	293.722	304.694	305.746
Overhead cranes, hoists and monorail systems mfg.....	333923		12/03	194.472	194.831	197.103	198.120	204.858
Primary products.....		333923-P	12/03	195.850	196.254	197.974	198.760	206.412
Hoists and parts and attachments for hoists (sold separately).....		333923-1	12/84	270.888	280.882	282.635	282.896	288.484
Overhead traveling cranes and monorail systems, including parts and attachments sold separately.....		333923-3	12/84	289.887	288.269	292.485	298.426	300.824
Winches, aerial work platforms, and automotive wrecker hoists, including parts and attachments.....		333923-7	12/03	200.077	200.077	201.680	201.968	211.216
Secondary products and miscellaneous receipts.....		333923-SM						
Secondary products.....		333923-S	12/03	178.873	178.976	179.196	180.824	180.832
Industrial truck, trailer, and stacker mfg.....	333924		12/79	287.682	292.524	294.699	297.087	298.072
Primary products.....		333924-P	12/79	289.265	294.299	296.441	298.793	299.442
Industrial trucks, tractors, mobile straddle carriers & cranes, & automatic stacking machines.....		333924-2	12/79	258.725	264.003	265.665	268.261	268.345
Work trucks with lifting & handling equipment, operator riding, electric, self-propelled.....		333924-21	06/02	183.707	193.527	193.700	194.794	194.962
Work trucks, not fitted with lifting and handling equipment.....		333924-25	06/02	184.129	184.184	185.369	192.279	192.136
Bulk powered material moving equipment, dock boards and metal pallets and skids.....		333924-26	06/02	192.799	194.721	195.744	196.085	196.085
Other work trucks with lifting & handling equipment, non-riding electric or any non-electric.....		333924-27	06/02	171.390	171.426	173.583	173.583	173.661
Parts and attachments for industrial trucks and tractors (sold separately).....		333924-3	12/86	324.425	324.757	328.894	328.157	332.288
Secondary products and miscellaneous receipts.....		333924-SM						
Secondary products.....		333924-S	12/79	583.069	594.272	611.118	612.502	616.694
All other general purpose machinery mfg.....	33399		12/03	161.692	162.584	164.510	167.187	167.988
Power-driven handtool mfg.....	333991		12/80	231.458	231.576	232.311	238.023	238.023
Primary products.....		333991-P	12/80	223.119	223.245	223.518	229.187	229.187
Power-driven handtools, pneumatic, hydraulic, and powder-actuated.....		333991-6	12/80	313.981	314.165	314.222	326.260	326.260
Power-driven handtools, electric (except battery powered), including parts.....		333991-9	12/04	127.218	127.312	127.760	128.950	128.950
Secondary products and miscellaneous receipts.....		333991-SM						
Miscellaneous receipts.....		333991-M	06/86	197.413	197.413	201.326	204.969	204.969
Welding and soldering equipment mfg.....	333992		12/84	319.034	319.302	327.159	328.933	332.235
Primary products.....		333992-P	12/84	334.105	334.182	342.991	344.537	348.090
Other welding equipment, components, and accessories (excluding arc, resistance, and gas).....		333992-A	06/90	164.423	164.423	164.943	165.670	170.362
Arc welding machines, components, and accessories, excluding electrodes and stud welding equip.....		333992-1	12/84	343.141	343.141	361.234	361.636	361.636

See footnotes at end of table.

Table 11. Producer price indexes for net output of selected industries and their products, not seasonally adjusted — Continued
 [February 2022]

Title ¹	Industry code	Product code	Index base	Unadjusted index ²				
				Oct. 2021	Nov. 2021 ^P	Dec. 2021 ^P	Jan. 2022 ^P	Feb. 2022 ^P
Welding and soldering equipment mfg - Continued								
Resistance welders, components, accessories, and electrodes.....		333992-7	12/84	240.166	240.166	247.431	247.431	256.214
Gas welding and cutting equipment, parts, attachments, and accessories.....		333992-9	06/83	235.870	236.614	236.614	247.886	248.652
Secondary products and miscellaneous receipts.....		333992-SM						
Miscellaneous receipts.....		333992-M	12/84	229.604	232.010	232.010	236.483	238.406
Packaging machinery mfg.....								
Primary products.....	333993		12/88	223.700	229.078	235.352	237.145	240.468
Packing, packaging, and bottling machinery, excluding parts.....		333993-P	12/88	228.316	234.422	242.008	243.936	245.510
Parts for packing, packaging, and bottling machinery.....		333993-1	12/88	220.500	228.398	231.399	233.423	235.371
Secondary products and miscellaneous receipts.....		333993-5	12/88	269.990	272.165	292.044	293.915	294.698
Miscellaneous receipts.....		333993-SM						
		333993-M	12/88	176.691	176.691	178.144	179.395	191.221
Industrial process furnace and oven mfg.....								
Primary products.....	333994		06/81	260.176	261.133	261.383	268.095	269.595
Industrial process furnaces & ovens, & industrial electrical heating equipment.....		333994-P	06/81	255.802	256.711	256.916	264.405	265.789
Industrial process furnaces & ovens, & industrial electrical heating equipment, except parts.....		333994-0	12/04	149.809	150.341	150.461	154.848	155.658
Parts and attachments for industrial process furnaces and ovens.....		333994-0A	06/11	126.052	126.558	126.693	129.764	130.550
Secondary products and miscellaneous receipts.....		333994-0B	06/11	123.762	124.035	124.035	129.435	129.806
Miscellaneous receipts.....		333994-SM						
		333994-M	12/86	185.235	186.088	186.456	187.734	189.216
Fluid power cylinder and actuator mfg.....								
Primary products.....	333995		06/90	235.261	237.147	239.465	245.260	245.260
Nonaerospace-type hydraulic & all aerospace fluid power cylinders & actuators, linear & rotary.....		333995-P	06/90	234.441	236.420	239.022	245.031	245.031
Nonaerospace-type pneumatic fluid power cylinders & actuators, linear & rotary.....		333995-2	06/90	226.828	229.323	231.917	238.669	238.669
Parts for hydraulic & pneumatic fluid power cylinders & actuators, incl accumulators & cushions.....		333995-3	06/90	199.295	199.295	199.295	201.437	201.437
Secondary products and miscellaneous receipts.....		333995-8	06/90	251.097	251.182	255.451	258.806	258.806
		333995-SM						
Fluid power pump and motor mfg.....								
Primary products.....	333996		06/90	207.823	208.139	208.637	213.620	214.994
Nonaerospace-type reciprocating fluid power pumps.....		333996-P	06/90	211.699	212.085	212.693	218.197	219.579
Nonaerospace-type fluid power motors.....		333996-1	12/97	170.203	170.505	171.185	175.102	176.024
Parts for fluid power pumps, motors, and hydrostatic transmissions.....		333996-5	12/97	210.405	211.458	212.723	218.631	220.354
Secondary products and miscellaneous receipts.....		333996-9	12/97	171.320	171.371	171.371	183.170	183.170
Miscellaneous receipts.....		333996-SM						
		333996-M	06/99	164.893	164.893	164.893	169.407	171.182
Scale and balance mfg.....								
Primary products.....	333997		12/80	207.685	208.726	209.001	211.009	214.521
Retail, commercial, household, and mailing scales and balances.....		333997-P	12/80	217.696	218.883	219.197	221.510	225.567
Parts, attachments, and accessories for scales and balances.....		333997-4	12/91	179.633	179.633	179.633	179.633	180.777
Vehicle and industrial scales.....		333997-6	12/91	227.716	228.098	228.603	229.359	238.271
Motor truck and railroad track scales.....		333997-7	12/91	177.576	179.296	179.553	182.899	184.667
Industrial scales (including automatic checkweigher and bulkweigher scales).....		333997-71	12/10	139.768	142.182	142.182	146.260	147.670
Miscellaneous non-vehicle scales (crane, susp, tank, hopper, meas. devices, lab, bulk conveyor).....		333997-72	12/10	143.412	144.373	144.953	147.568	149.652
Secondary products and miscellaneous receipts.....		333997-73	12/10	126.075	126.075	126.075	126.075	126.356
Miscellaneous receipts.....		333997-SM						
		333997-M	12/80	128.116	128.116	128.116	128.116	128.186
All other miscellaneous general purpose machinery mfg.....								
Primary products.....	333999		12/84	254.658	255.183	257.471	261.351	261.699
Filters and strainers, except fluid power.....		333999-P	12/84	248.953	249.591	251.708	256.121	256.306
Industrial filters and strainers and reusable media, except fluid power.....		333999-11	06/07	145.730	146.272	149.062	153.263	153.887
Nonreusable media for filters and strainers, except fluid power.....		333999-12	12/88	252.010	255.296	255.296	264.843	266.717
Parts and accessories for filters and strainers, except fluid power.....		333999-13	12/88	292.293	295.526	288.271	294.676	297.737
All other miscellaneous general industrial machinery.....		333999-7	06/07	135.877	136.130	137.054	139.158	138.995
Secondary products and miscellaneous receipts.....		333999-SM						
Miscellaneous receipts.....		333999-M	12/84	353.416	353.452	357.797	357.797	359.444
Secondary products.....		333999-S	12/84	224.967	224.546	225.528	227.032	228.288
Computer & electronic product mfg.....								
Computer & peripheral equipment mfg.....	334		12/03	92.430	92.652	92.965	94.360	95.123
Computer & peripheral equipment mfg.....	3341		12/06	55.733	55.911	56.193	57.371	58.187
Computer & peripheral equipment mfg.....	33411		12/06	55.733	55.911	56.193	57.371	58.187
Electronic computer manufacturing.....								
Primary products.....	334111		12/04	29.834	30.173	30.722	30.899	32.371
Host computers, multiusers (mainframes, medium-scale systems, UNIX and PC servers).....		334111-P	12/04	15.362	15.596	15.976	16.099	16.905
Single user computers, microprocessor based, general purpose.....		334111-5	12/04	24.895	25.462	26.316	26.584	28.450
Portable computers, laptops, tablets and other single user computers.....		334111-7	06/07	18.747	18.680	18.698	18.717	18.651
Personal computers and workstations (excluding portable computers).....		334111-72	06/07	14.572	14.579	14.376	14.416	14.665
Secondary products and miscellaneous receipts.....		334111-73	06/07	21.567	21.479	21.542	21.559	21.424
		334111-SM						

See footnotes at end of table.

Table 11. Producer price indexes for net output of selected industries and their products, not seasonally adjusted — Continued
[February 2022]

Title ¹	Industry code	Product code	Index base	Unadjusted index ²				
				Oct. 2021	Nov. 2021 ^P	Dec. 2021 ^P	Jan. 2022 ^P	Feb. 2022 ^P
Computer storage device mfg.	334112		12/04	59.755	59.756	59.758	59.953	59.953
Primary products.		334112-P	12/04	49.139	49.139	49.139	49.304	49.304
Computer storage devices (except parts, attachments and accessories).		334112-1	12/04	48.506	48.506	48.506	48.708	48.708
Secondary products and miscellaneous receipts.		334112-SM						
Computer terminal and other computer peripheral equipment mfg.	334118		12/93	61.857	61.857	61.837	64.634	64.716
Primary products.		334118-P	12/93	60.892	60.892	60.869	64.115	64.243
Other computer peripheral equipment and point of sale terminals.		334118-B	12/93	60.958	60.958	60.936	64.185	64.313
POS terminals, fund-transfer devices, and all other miscellaneous computer peripheral equipment.		334118-B1	12/93	39.148	39.148	39.127	39.969	40.088
Secondary products and miscellaneous receipts.		334118-SM						
Communications equipment mfg.	3342		12/85	95.308	95.645	95.792	96.491	98.710
Telephone apparatus mfg.	33421		12/03	86.100	87.130	86.492	87.165	97.229
Telephone apparatus mfg.	334210		12/85	86.536	87.567	86.927	87.601	97.688
Primary products.		334210-P	12/85	85.626	86.977	86.205	87.082	99.190
Telephone switching and switchboard equipment.		334210-1	12/85	105.033	105.033	105.033	105.033	—
Wireline voice and data network equipment.		334210-7	12/00	63.958	65.177	64.481	65.271	76.186
Secondary products and miscellaneous receipts.		334210-SM						
Radio/TV broadcast & wireless comm equip mfg.	33422		12/03	97.238	97.185	97.315	98.132	98.198
Broadcast and wireless communications equipment mfg.	334220		12/91	91.237	91.185	91.310	92.072	92.135
Primary products.		334220-P	12/91	88.353	88.273	88.441	89.060	89.136
Broadcast, studio, and related electronic equipment.		334220-2	12/85	117.646	118.316	118.271	122.050	122.168
Other broadcast and wireless communications systems and equipment.		334220-9	06/13	103.571	103.201	103.665	104.413	104.545
Secondary products and miscellaneous receipts.		334220-SM						
Other communications equipment mfg.	33429		12/03	122.297	123.725	125.564	125.730	126.062
Other communications equipment mfg.	334290		12/91	131.185	132.717	134.691	134.868	135.225
Primary products.		334290-P	12/91	137.964	139.764	141.518	141.719	142.138
Alarm systems, including electric sirens and horns.		334290-1	12/85	131.646	131.646	131.646	131.646	—
Intercommunications systems, incl inductive paging systems, excl telephone & telegraph.		334290-3	12/85	241.608	253.351	255.602	255.293	260.738
Secondary products and miscellaneous receipts.		334290-SM						
Miscellaneous receipts.		334290-M1	05/20	106.243	106.243	110.708	110.708	110.708
Secondary products.		334290-S	12/91	145.252	145.314	145.314	145.725	—
Audio & video equipment mfg.	3343		12/03	92.885	93.787	93.894	95.170	96.006
Audio and video equipment mfg.	33431		12/03	92.885	93.787	93.894	95.170	96.006
Audio and video equipment mfg.	334310		03/80	67.216	67.869	67.946	68.869	69.474
Primary products.		334310-P	03/80	58.697	59.360	59.438	60.374	60.989
Speakers and commercial sound equipment.		334310-4	03/80	162.422	164.852	165.211	169.063	171.890
Other consumer audio and video equipment.		334310-5	03/80	132.072	132.880	132.880	132.880	132.880
Secondary products and miscellaneous receipts.		334310-SM						
Miscellaneous receipts.		334310-M	12/86	94.159	94.159	94.159	94.682	94.705
Semiconductor and other electronic component mfg.	3344		12/84	54.947	55.183	55.357	56.283	56.269
Semiconductor and other electronic component mfg.	33441		12/84	54.957	55.193	55.367	56.294	56.279
Bare printed circuit board mfg.	334412		06/91	107.650	107.650	107.650	107.650	107.650
Primary products.		334412-P	06/91	104.773	104.773	104.773	104.773	104.773
Bare printed circuit boards.		334412-0	06/82	117.733	117.733	117.733	117.733	117.733
Semiconductors and related device mfg.	334413		12/98	29.758	29.980	30.080	30.308	30.287
Primary products.		334413-P	12/98	28.853	29.074	29.174	29.319	29.299
Other semiconductor devices, including parts such as chips, wafers, and heat sinks.		334413-A	06/81	52.001	52.001	52.001	52.024	52.127
Integrated microcircuits, incl semiconductor networks, microprocessors, & MOS memories.		334413-1	12/98	21.172	21.400	21.502	21.647	21.610
Secondary products and miscellaneous receipts.		334413-SM						
Electronic connector mfg.	334417		12/80	230.638	232.059	232.815	234.552	234.457
Primary products.		334417-P	12/80	227.322	228.822	229.620	231.164	231.064
Electronic connectors, including parts.		334417-0	12/80	227.322	228.822	229.620	231.164	231.064
Secondary products and miscellaneous receipts.		334417-SM						
Secondary products.		334417-S1	05/99	144.308	144.308	144.308	147.933	—
Printed circuit assembly mfg.	334418		12/03	85.312	85.417	85.522	90.717	90.696
Primary products.		334418-P	12/03	86.261	86.377	86.491	92.206	92.183
Printed circuit assemblies, loaded boards, modules, and consumer external modems.		334418-9	06/06	92.791	92.916	93.039	99.187	99.162
Secondary products and miscellaneous receipts.		334418-SM						
Secondary products.		334418-S1	09/20	100.382	100.381	100.388	—	—
Other electronic component mfg.	334419		12/03	143.772	143.884	144.669	144.784	144.912

See footnotes at end of table.

Table 11. Producer price indexes for net output of selected industries and their products, not seasonally adjusted — Continued
[February 2022]

Title ¹	Industry code	Product code	Index base	Unadjusted index ²				
				Oct. 2021	Nov. 2021 ^P	Dec. 2021 ^P	Jan. 2022 ^P	Feb. 2022 ^P
Other electronic component mfg - Continued								
Primary products.....		334419-P	12/03	147.426	147.551	148.431	148.507	148.652
Other electronic components.....		334419-0	12/03	147.426	147.551	148.431	148.507	148.652
Secondary products and miscellaneous receipts.....		334419-SM						
Secondary products.....		334419-S	12/03	100.013	100.055	100.219	100.922	100.917
Capacitor, resistor, coil, transformer, and other inductor mfg.....	33441K		12/11	140.927	141.261	142.028	142.432	142.432
Primary products.....		33441K-P	12/11	144.624	145.003	145.656	146.081	146.081
Capacitors for electronic circuitry.....		33441K-4	06/81	—	—	—	—	247.456
Resistors for electronic circuitry.....		33441K-5	12/05	109.039	112.207	112.921	112.921	—
Electronic coils, transformers, and other inductors.....		33441K-6	06/00	145.685	145.685	146.903	147.816	147.816
Secondary products and miscellaneous receipts.....		33441K-SM						
Miscellaneous receipts.....		33441K-M	12/11	104.984	104.984	106.954	106.954	—
Secondary products.....		33441K-S1	12/13	115.248	114.976	115.920	116.908	—
Nav/measuring/medical/control instruments mfg.....	3345		12/03	131.447	131.579	132.077	134.032	134.928
Nav/measuring/medical/control instruments mfg.....	33451		12/03	131.447	131.579	132.077	134.032	134.928
Electromedical apparatus mfg.....	334510		06/85	82.746	82.749	82.749	83.087	83.156
Primary products.....		334510-P	06/85	71.472	71.475	71.475	71.755	71.821
Electromedical equipment, excluding ionizing radiation equipment.....		334510-2	12/02	82.163	82.166	82.166	82.489	82.565
Secondary products and miscellaneous receipts.....		334510-SM						
Miscellaneous receipts.....		334510-M	12/90	154.897	154.897	154.897	156.282	156.282
Search, detection, and navigation instruments.....	334511		12/91	179.207	179.270	179.986	183.914	183.531
Primary products.....		334511-P	12/91	176.660	176.723	177.117	181.296	180.776
Aeronautical, nautical & navigational instruments, not sending or receiving radio signals.....		334511-1	12/85	286.897	288.297	297.136	309.555	311.253
Search, detection, navigation, and guidance systems and equipment.....		334511-3	12/91	172.122	172.122	172.122	175.930	175.304
Secondary products and miscellaneous receipts.....		334511-SM						
Secondary products.....		334511-S	12/91	218.467	218.420	218.470	219.937	219.757
Automatic environmental control mfg.....	334512		12/79	279.766	279.766	288.579	289.869	288.633
Primary products.....		334512-P	12/79	255.244	255.244	256.808	258.185	256.803
Automatic environmental controls for monitoring residential, commercial, and appliance use.....		334512-0	12/03	136.211	136.211	137.046	137.780	137.043
Secondary products and miscellaneous receipts.....		334512-SM						
Miscellaneous receipts.....		334512-M	12/04	185.519	185.519	193.655	193.895	193.895
Industrial process variable instruments.....	334513		06/83	236.039	236.294	236.480	241.911	241.668
Primary products.....		334513-P	06/83	248.053	248.301	248.490	253.566	253.177
Process control instruments.....		334513-0	12/03	148.067	148.215	148.328	151.358	151.126
Secondary products and miscellaneous receipts.....		334513-SM						
Miscellaneous receipts.....		334513-M	06/83	205.093	205.093	205.093	218.900	218.900
Secondary products.....		334513-S	06/83	—	154.504	—	—	158.233
Totalizing fluid meters and counting devices.....	334514		12/85	201.276	203.648	207.987	205.205	205.205
Primary products.....		334514-P	12/85	204.301	206.835	211.470	208.192	208.192
Integrating and totalizing meters for gas and liquids.....		334514-1	12/85	246.960	246.960	247.045	247.045	247.045
Counting devices, excluding motor vehicle instruments.....		334514-3	12/85	215.817	215.817	231.414	220.308	220.308
Motor vehicle instruments.....		334514-7	12/85	138.600	145.705	145.705	145.705	145.705
Secondary products and miscellaneous receipts.....		334514-SM						
Electricity and signal testing instruments mfg.....	334515		12/83	165.490	165.466	165.466	168.551	169.343
Primary products.....		334515-P	12/83	159.962	159.936	159.936	163.272	164.039
Test equipment for testing electrical, radio, and communication circuits, and motors.....		334515-4	12/83	161.036	160.998	160.998	161.430	162.550
Secondary products and miscellaneous receipts.....		334515-SM						
Analytical laboratory instrument mfg.....	334516		12/85	165.572	165.709	165.580	167.264	173.693
Primary products.....		334516-P	12/85	166.600	166.757	166.608	168.536	176.018
Analytical and scientific instruments, excluding optical.....		334516-0	12/85	166.600	166.757	166.608	168.536	176.018
Secondary products and miscellaneous receipts.....		334516-SM						
Miscellaneous receipts.....		334516-M1	12/14	117.385	117.385	117.385	117.385	117.385
Secondary products.....		334516-S	12/85	136.364	136.387	136.391	—	—
Irradiation apparatus mfg.....	334517		06/90	115.408	115.408	115.408	115.408	117.973
Primary products.....		334517-P	06/85	114.789	114.789	114.789	114.789	117.262
Irradiation (ionizing radiation) equipment.....		334517-0	06/85	114.789	114.789	114.789	114.789	117.262
Secondary products and miscellaneous receipts.....		334517-SM						
Other measuring and controlling device mfg.....	334519		06/85	175.418	175.642	176.861	182.441	187.034
Primary products.....		334519-P	06/85	167.274	167.511	168.561	173.643	178.493
Physical properties testing & inspection equipment and kinematic testing & measuring equipment.....		334519-4	06/85	161.443	161.443	161.443	168.308	179.749
Nuclear radiation detection and monitoring instruments.....		334519-5	06/85	207.281	207.281	215.112	222.338	222.338

See footnotes at end of table.

Table 11. Producer price indexes for net output of selected industries and their products, not seasonally adjusted — Continued
[February 2022]

Title ¹	Industry code	Product code	Index base	Unadjusted index ²				
				Oct. 2021	Nov. 2021 ^P	Dec. 2021 ^P	Jan. 2022 ^P	Feb. 2022 ^P
Other measuring and controlling device mfg - Continued								
Commercial, geophysical, meteorological, and general-purpose instruments and equipment.....		334519-7	06/85	175.902	176.620	177.288	182.514	183.171
Watches, clocks, and parts.....		334519-8	12/03	125.082	125.082	125.082	—	—
Secondary products and miscellaneous receipts.....		334519-SM						
Miscellaneous receipts.....		334519-M	06/85	256.594	256.594	261.374	267.822	268.155
Manufacturing and reproducing magnetic and optical media.....	3346		12/03	97.860	97.837	97.837	102.733	105.589
Manufacturing and reproducing magnetic and optical media.....	33461		12/03	97.860	97.837	97.837	102.733	105.589
Manufacturing and reproducing magnetic and optical media.....	334610		01/19	114.605	114.578	114.578	120.321	123.681
Primary products.....		334610-P	01/19	115.040	115.006	115.006	120.810	124.296
Secondary products and miscellaneous receipts.....		334610-SM						
Electrical equipment and appliance mfg.....	335		12/03	169.120	171.244	172.416	175.386	177.268
Electric lighting equipment mfg.....	3351		12/03	137.386	137.941	138.838	139.825	140.228
Electric lamp bulb & part mfg.....	33511		12/03	79.678	79.678	79.678	79.987	79.987
Electric lamp bulb and part mfg.....	335110		12/83	87.567	87.567	87.567	87.907	87.907
Primary products.....		335110-P	12/83	77.244	77.244	77.244	77.634	77.634
Electric lamp bulb, tubes, and components.....		335110-0	12/83	77.244	77.244	77.244	77.634	77.634
Secondary products and miscellaneous receipts.....		335110-SM						
Miscellaneous receipts.....		335110-M	09/92	157.470	157.470	157.470	157.470	157.470
Lighting fixture mfg.....	33512		12/03	150.002	150.673	151.756	152.887	153.373
Residential electric lighting fixture mfg.....	335121		12/83	223.172	225.050	228.676	225.100	225.933
Primary products.....		335121-P	12/83	229.170	231.024	235.460	231.086	232.096
Residential-type electric lighting fixtures (except portable), including parts and accessories.....		335121-1	12/83	218.754	219.367	227.206	219.289	221.117
Residential-type portable lighting fixtures, including parts and accessories.....		335121-4	12/83	248.073	251.544	251.785	251.785	251.785
Secondary products and miscellaneous receipts.....		335121-SM						
Secondary products.....		335121-S	12/83	251.035	256.633	256.633	256.633	256.744
Nonresidential electric lighting fixture mfg.....	335122		06/81	239.293	240.907	241.373	241.868	243.186
Primary products.....		335122-P	06/81	236.633	238.430	238.948	239.692	241.114
Commercial and institutional-type electric lighting fixtures, including parts and accessories.....		335122-1	06/81	229.161	230.599	230.710	231.235	231.495
Industrial-type electric lighting fixtures, including parts and accessories.....		335122-5	06/81	255.058	258.288	260.514	262.157	268.462
Secondary products and miscellaneous receipts.....		335122-SM						
Secondary products.....		335122-S	06/81	303.205	303.205	303.205	299.184	300.113
Other lighting equipment mfg.....	335129		06/85	161.120	161.120	162.866	166.662	166.673
Primary products.....		335129-P	06/85	157.592	157.592	159.374	163.752	163.752
Outdoor lighting equipment (including parts and accessories).....		335129-1	06/85	191.158	191.158	194.740	203.542	203.542
Secondary products and miscellaneous receipts.....		335129-SM						
Secondary products.....		335129-S	06/85	175.075	175.075	177.304	177.505	177.619
Household appliance mfg.....	3352		12/84	146.270	146.575	148.426	150.336	151.093
Small electrical appliance mfg.....	33521		12/03	118.121	118.925	118.965	119.111	119.760
Small electrical appliance mfg.....	335210		12/11	107.341	108.074	108.109	108.242	108.831
Primary products.....		335210-P	12/11	107.363	108.227	108.227	108.387	108.899
Parts and attachments for small electric household appliances, including fan parts.....		335210-5	12/82	181.007	181.007	181.007	182.869	182.869
Household vacuum cleaners and other floor care machines (including parts and attachments).....		335210-6	12/82	112.298	112.919	112.919	112.919	114.650
Other small electric household appliances, including fans.....		335210-7	05/21	105.342	106.382	106.382	106.544	106.544
Secondary products and miscellaneous receipts.....		335210-SM						
Secondary products.....		335210-S	12/82	183.806	187.730	191.445	192.039	193.107
Major household appliance mfg.....	33522		12/03	148.740	148.904	151.169	153.479	154.239
Major household appliance mfg.....	335220		05/16	121.433	121.560	123.407	125.282	125.905
Primary products.....		335220-P	05/16	121.483	121.545	123.358	125.127	125.774
Household cooking appliances.....		335220-1	06/81	146.375	145.983	148.494	151.730	154.767
Electric household ranges, ovens (including microwave), surface cooking units, and equipment.....		335220-11	06/81	126.786	124.643	128.000	132.283	134.362
Gas household ranges, ovens, surface cooking units, and equipment (incl. parts and accessories).....		335220-13	06/81	146.750	148.049	150.117	148.234	155.757
Other household ranges and cooking equipment, including outdoor equipment.....		335220-15	06/81	197.626	203.769	201.389	208.196	205.964
Household refrigerators and home freezers.....		335220-2	12/81	113.884	114.080	115.208	117.407	117.178
Household refrigerators, including combination refrigerator-freezers.....		335220-21	12/81	105.769	105.882	107.131	109.377	109.005
Other major household appliances.....		335220-8	12/82	290.195	291.128	297.890	300.146	297.863
Household water heaters, electric, for permanent installation.....		335220-81	12/82	536.188	536.188	556.795	556.795	556.795
Household water heaters, excluding electric.....		335220-83	12/82	543.695	543.695	556.890	556.890	556.890
Secondary products and miscellaneous receipts.....		335220-SM						

See footnotes at end of table.

Table 11. Producer price indexes for net output of selected industries and their products, not seasonally adjusted — Continued
 [February 2022]

Title ¹	Industry code	Product code	Index base	Unadjusted index ²				
				Oct. 2021	Nov. 2021 ^P	Dec. 2021 ^P	Jan. 2022 ^P	Feb. 2022 ^P
Major household appliance mfg - Continued								
Miscellaneous receipts.....		335220-M	05/16	116.891	119.404	121.914	128.051	128.051
Electrical equipment mfg.....	3353		12/03	165.905	168.696	170.614	175.213	179.611
Electrical equipment mfg.....	33531		12/03	165.905	168.696	170.614	175.213	179.611
Electric power and specialty transformer mfg.....	335311		06/81	324.406	340.584	347.710	356.302	358.173
Primary products.....		335311-P	06/81	322.474	340.316	347.033	348.993	350.898
Power and distribution transformers, except parts.....		335311-1	12/99	250.183	264.340	276.135	275.554	277.061
Secondary products and miscellaneous receipts.....		335311-SM						
Motor and generator mfg.....	335312		06/83	231.777	237.036	237.296	245.304	251.764
Primary products.....		335312-P	06/83	231.020	237.085	237.372	245.577	252.902
Parts, supplies for motors, generators, generator sets, and other rotating equipment.....		335312-C	12/87	219.755	228.315	228.315	232.329	239.140
Other motors and generators n.e.c.....		335312-F	06/06	132.785	131.866	131.866	135.570	136.170
Fractional horsepower motors (rated at less than 746 watts) (except hermetics).....		335312-1	06/83	193.248	196.422	197.454	199.751	203.099
Integral horsepower motors & generators other than for land transport equipment (exc hermetics).....		335312-3	06/83	320.533	347.053	347.407	369.874	397.553
Secondary products and miscellaneous receipts.....		335312-SM						
Miscellaneous receipts.....		335312-M	12/86	204.041	204.041	204.041	205.464	205.510
Secondary products.....		335312-S	06/83	234.817	234.817	234.817	242.835	242.835
Switchgear and switchboard apparatus mfg.....	335313		06/85	240.407	241.329	243.468	245.209	258.932
Primary products.....		335313-P	06/85	243.744	244.788	247.280	249.290	263.898
Switchgear, excluding ducts and relays.....		335313-A	06/85	261.324	263.652	268.257	268.890	285.943
Low voltage panelboards and distribution boards, 1000 volts or less.....		335313-3	06/85	205.293	205.371	205.371	209.041	222.272
Secondary products and miscellaneous receipts.....		335313-SM						
Relay and industrial control mfg.....	335314		06/85	225.806	226.445	230.874	241.118	241.595
Primary products.....		335314-P	06/85	237.303	237.815	243.404	255.175	255.404
Specific-purpose industrial controls.....		335314-C	01/19	106.024	106.708	109.982	110.175	110.175
General-purpose industrial controls.....		335314-F	01/19	104.763	104.763	107.614	116.546	116.546
Relays for electronic circuitry, industrial control overload and switchgear type.....		335314-1	06/90	204.439	204.439	204.439	208.187	208.187
Parts for industrial controls and motor-control accessories.....		335314-7	06/90	226.673	228.089	230.255	233.088	236.162
Secondary products and miscellaneous receipts.....		335314-SM						
Miscellaneous receipts.....		335314-M	06/85	260.823	262.927	262.927	268.168	268.168
Other electrical equipment & component mfg.....	3359		12/03	196.759	199.793	200.189	203.057	203.937
Battery mfg.....	33591		12/03	174.630	176.641	177.758	181.559	181.934
Storage battery mfg.....	335911		12/84	238.971	240.714	243.415	248.733	249.597
Primary products.....		335911-P	12/84	240.969	242.833	245.629	251.207	251.992
Storage batteries, lead acid type, BCI dimensional size group 8D or smaller.....		335911-1	12/84	230.912	231.077	231.898	240.442	240.442
Storage batteries, lead acid type, larger than BCI dimensional size group 8D.....		335911-4	12/84	289.367	289.367	302.182	304.937	304.937
Storage batteries (excluding lead acid).....		335911-8	12/09	131.964	141.667	141.667	136.413	140.774
Secondary products and miscellaneous receipts.....		335911-SM						
Secondary products.....		335911-S	12/84	233.773	237.980	242.275	245.599	254.694
Primary battery mfg.....	335912		12/80	218.202	222.201	221.871	226.449	226.399
Primary products.....		335912-P	12/80	223.370	227.463	227.125	231.811	231.760
Primary batteries.....		335912-0	06/03	133.464	135.910	135.708	138.508	138.478
Communication & energy wire & cable mfg.....	33592		12/03	243.316	245.403	241.796	242.789	244.463
Fiber optic cable mfg.....	335921		12/03	80.682	80.934	81.431	81.431	81.431
Primary products.....		335921-P	12/03	80.335	80.603	81.132	81.132	81.132
Fiber optic cable, made from purchased fiber optic strand.....		335921-0	12/03	80.335	80.603	81.132	81.132	81.132
Secondary products and miscellaneous receipts.....		335921-SM						
Other communication and energy wire mfg.....	335929		12/03	287.071	289.714	284.762	286.064	288.267
Primary products.....		335929-P	12/03	303.725	306.713	300.995	301.647	304.170
Electronic wire and cable, made of nonferrous metals (purchased wire).....		335929-A	12/82	304.286	316.229	301.665	303.880	304.066
Other insulated wire & cable, incl control & signal, made of nonferrous metals (purchased wire).....		335929-F	12/11	133.542	131.453	130.985	131.734	137.065
Power wire and cable, made from nonferrous metals (purchased wire).....		335929-1	12/82	406.267	415.345	414.197	402.833	402.097
Secondary products and miscellaneous receipts.....		335929-SM						
Wiring device mfg.....	33593		12/03	204.541	207.253	211.083	215.226	218.083
Current-carrying wiring device mfg.....	335931		12/81	223.519	224.682	226.689	228.404	229.536
Primary products.....		335931-P	12/81	213.889	215.060	217.402	219.275	220.479
Current-carrying wiring devices n.e.c.....		335931-A	06/06	118.811	119.949	124.275	126.982	127.077
Current-carrying switches for electrical circuitry (including vehicular switches).....		335931-1	12/99	163.438	163.494	163.551	163.843	165.063
Current-carrying wire connectors for electrical circuitry.....		335931-9	12/81	215.728	217.456	217.147	217.889	219.660
Secondary products and miscellaneous receipts.....		335931-SM						
Secondary products.....		335931-S	12/81	283.484	284.003	284.003	283.236	284.245

See footnotes at end of table.

Table 11. Producer price indexes for net output of selected industries and their products, not seasonally adjusted — Continued
[February 2022]

Title ¹	Industry code	Product code	Index base	Unadjusted index ²				
				Oct. 2021	Nov. 2021 ^P	Dec. 2021 ^P	Jan. 2022 ^P	Feb. 2022 ^P
Noncurrent-carrying wiring device mfg.	335932		12/81	497.506	507.351	520.596	535.754	546.263
Primary products.		335932-P	12/81	509.671	521.240	535.453	553.885	561.064
Noncurrent-carrying electrical conduit and conduit fittings, incl. plastic conduit & fittings.		335932-4	12/81	673.396	701.416	719.511	740.686	758.359
Other noncurrent-carrying wiring devices and supplies (boxes, covers, bar hangers, etc.).		335932-6	12/81	445.665	449.805	450.137	—	—
Secondary products and miscellaneous receipts.		335932-SM						
All other electrical equipment & component mfg.	33599		12/03	148.304	152.505	152.695	155.002	154.103
Carbon and graphite product mfg.	335991		06/85	182.000	183.090	183.119	184.975	187.958
Primary products.		335991-P	06/85	190.871	192.099	192.119	194.212	197.585
Carbon and graphite products, including electrodes for electric arc furnaces.		335991-0	06/85	190.871	192.099	192.119	194.212	197.585
Secondary products and miscellaneous receipts.		335991-SM						
Miscellaneous receipts.		335991-M	10/88	139.276	139.276	139.276	—	—
Miscellaneous electrical equipment mfg.	335999		12/03	144.576	149.586	149.817	152.284	150.484
Primary products.		335999-P	12/03	141.967	147.464	147.718	150.425	148.450
Rectifying apparatus.		335999-3	12/85	182.216	182.216	182.216	182.216	182.216
All miscellaneous electrical equipment except rectifying apparatus.		335999-4	06/08	127.523	133.651	133.934	136.951	134.750
Secondary products and miscellaneous receipts.		335999-SM						
Secondary products.		335999-S	12/03	151.478	151.478	151.478	151.478	151.478
Transportation equipment manufacturing.	336		12/03	130.348	130.756	131.135	131.916	132.604
Motor vehicle manufacturing.	3361		12/03	118.352	118.515	118.590	118.759	119.266
Automobile and light truck manufacturing.	33611		12/03	115.899	116.061	116.144	116.250	116.804
Automobile, light truck and utility vehicle mfg.	336110		06/82	159.507	159.730	159.847	159.992	160.756
Primary products.		336110-P	06/82	157.748	157.978	157.942	158.092	158.758
Passenger cars and chassis.		336110-1	06/82	138.901	139.345	139.032	138.833	139.271
Trucks, truck tractors, & bus chassis 14,000 lb or less, incl. minivans & suvs.		336110-2	06/82	182.735	182.749	183.001	183.520	184.448
Secondary products and miscellaneous receipts.		336110-SM						
Heavy duty truck manufacturing.	33612		12/03	153.838	154.022	154.022	154.866	154.923
Heavy duty truck mfg.	336120		12/03	153.888	154.071	154.071	154.916	154.972
Primary products.		336120-P	12/03	155.533	155.667	155.667	156.554	156.610
Trucks, truck tractors, and bus chassis (chassis of own manufacture) 14,001 to 33,000 lbs.		336120-1	12/03	160.312	161.364	161.364	161.364	161.808
Buses, including military and firefighting vehicles (chassis of own manufacture). ...		336120-3	12/03	151.344	151.344	151.344	155.698	155.698
Secondary products and miscellaneous receipts.		336120-SM						
Motor vehicle body and trailer manufacturing.	3362		12/03	174.921	177.186	179.383	185.408	189.457
Motor vehicle body and trailer manufacturing.	33621		12/03	175.231	177.499	179.700	185.735	189.792
Motor vehicle body mfg.	336211		12/82	283.344	283.591	284.410	293.000	296.760
Primary products.		336211-P	12/82	279.632	279.901	280.793	290.178	293.918
Other truck and vehicle bodies, sold separately.		336211-5	12/08	132.008	132.306	132.546	134.727	135.476
Dump truck bodies, for sale separately.		336211-5A	12/08	174.040	176.658	176.658	176.658	176.658
All other truck and vehicle bodies, sold separately.		336211-5B	12/08	126.385	126.385	126.385	129.349	129.349
Buses and firefighting vehicles, complete, produced on purchased chassis.		336211-7	12/08	126.644	126.644	126.644	126.644	126.957
Other trucks and vehicles, complete, produced on purchased chassis.		336211-9	12/08	131.541	131.641	132.699	136.308	140.132
Other trucks and vehicles, complete, produced on purchased chassis, except upfitting trucks.		336211-91	09/15	116.294	116.404	117.579	121.586	125.707
Upfitting trucks, complete, produced on purchased chassis.		336211-99	09/15	125.600	125.600	125.600	125.600	126.134
Secondary products and miscellaneous receipts.		336211-SM						
Secondary products.		336211-S	12/82	252.459	252.501	252.679	253.513	263.572
Truck trailer mfg.	336212		12/79	312.234	316.178	321.402	338.231	358.921
Primary products.		336212-P	12/79	310.745	314.452	319.810	336.827	358.116
Truck trailers and chassis, axle rating 10,000 lbs or more.		336212-1	12/79	303.899	305.788	310.849	327.975	348.705
Truck trailers and chassis, axle rating less than 10,000 lbs.		336212-3	11/84	351.670	371.035	378.663	393.693	—
Secondary products and miscellaneous receipts.		336212-SM						
Secondary products.		336212-S1	05/21	—	—	112.859	121.510	—
Motor home mfg.	336213		06/84	207.776	207.776	211.459	211.966	212.002
Primary products.		336213-P	06/84	204.723	204.723	208.027	208.460	208.460
Motor homes built on purchased chassis.		336213-0	06/06	122.049	122.049	124.019	124.277	124.277
Secondary products and miscellaneous receipts.		336213-SM1						
Travel trailer and camper mfg.	336214		12/03	186.114	191.013	194.111	199.406	199.560
Primary products.		336214-P	12/03	187.502	192.824	195.735	200.681	200.813
Travel trailers.		336214-1	06/84	249.811	257.421	259.189	266.923	—
Conventional travel trailers.		336214-19	12/11	148.706	153.729	153.833	158.666	158.666
Automobile and light truck trailers.		336214-3	12/92	236.586	241.765	252.871	261.174	261.940
Camping trailers, campers, pick-up covers, and parts.		336214-5	06/84	316.943	326.196	328.124	328.124	328.124
Other parts and components, excluding appliances and furnishings.		336214-53	06/84	313.034	325.531	325.531	325.531	325.531

See footnotes at end of table.

Table 11. Producer price indexes for net output of selected industries and their products, not seasonally adjusted — Continued
 [February 2022]

Title ¹	Industry code	Product code	Index base	Unadjusted index ²				
				Oct. 2021	Nov. 2021 ^P	Dec. 2021 ^P	Jan. 2022 ^P	Feb. 2022 ^P
Travel trailer and camper mfg - Continued								
Truck campers, caps, box covers, and fold-down camping trailers.....		336214-56	06/14	136.943	138.561	140.744	140.744	—
Secondary products and miscellaneous receipts.....		336214-SM						
Secondary products.....		336214-S	06/84	217.639	219.270	219.960	222.692	223.283
Motor vehicle parts manufacturing.....	3363		12/03	119.620	120.444	120.745	121.546	121.775
Motor vehicle gasoline engine and parts mfg.....	33631		12/03	122.432	122.725	123.007	123.914	124.073
Motor vehicle gasoline engine and engine parts mfg.....	336310		12/03	122.901	123.196	123.479	124.389	124.549
Primary products.....		336310-P	12/03	123.617	123.883	124.084	125.120	125.174
Gasoline engines and engine parts (excluding carburetors).....		336310-2	12/03	123.379	123.660	123.774	124.858	124.570
Carburetors, pistons, piston rings, and valves.....		336310-3	12/82	179.897	180.013	181.704	182.423	188.023
Secondary products and miscellaneous receipts.....		336310-SM						
Miscellaneous receipts.....		336310-M1	09/18	104.849	104.849	106.450	106.535	106.535
Secondary products.....		336310-S	12/11	109.099	109.698	110.025	110.200	111.215
Motor vehicle electric equipment.....	33632		12/03	111.232	114.919	115.954	116.390	116.538
Motor vehicle electrical and electronic equipment mfg.....	336320		12/03	110.807	114.481	115.512	115.947	116.094
Primary products.....		336320-P	12/03	104.922	108.752	109.821	110.075	110.078
Vehicular lighting equipment.....		336320-1	12/83	129.317	129.186	129.490	130.098	130.900
Other motor vehicle electrical and electronic equipment.....		336320-2	12/03	103.982	108.672	109.918	110.116	109.972
Ignition harness and cable sets.....		336320-21	12/82	133.673	—	—	—	—
Battery charging alternators, generators, and regulators.....		336320-23	12/82	135.362	136.076	136.461	136.473	136.604
Parts for engine electrical and electronic equipment.....		336320-2A	12/82	166.596	166.596	166.596	166.599	167.258
All other miscellaneous non-engine electrical and electronic equipment.....		336320-2D	12/03	103.973	114.311	116.856	116.115	115.762
All other miscellaneous complete engine electrical equipment, including spark plugs.....		336320-2U	12/82	115.896	115.874	116.526	119.522	119.383
Secondary products and miscellaneous receipts.....		336320-SM						
Miscellaneous receipts.....		336320-M	12/03	138.745	138.774	138.736	140.144	140.423
Secondary products.....		336320-S	12/03	116.711	117.351	117.693	119.629	121.985
Motor vehicle steering and suspension parts.....	33633		12/03	111.022	111.055	111.060	113.409	113.425
Motor vehicle steering and suspension components (except spring) manufacturing.....	336330		12/03	110.813	110.845	110.851	113.194	113.211
Primary products.....		336330-P	12/03	108.540	108.569	108.568	110.608	110.616
Motor vehicle steering and suspension components (excluding spring), new and rebuilt.....		336330-0	12/99	108.342	108.371	108.370	110.406	110.414
Secondary and miscellaneous receipts.....		336330-SM						
Motor vehicle brake system manufacturing.....	33634		12/03	122.808	123.393	123.761	127.062	127.247
Motor vehicle brake system mfg.....	336340		12/03	122.790	123.375	123.742	127.043	127.227
Primary products.....		336340-P	12/03	122.641	123.285	123.690	127.020	127.221
Motor vehicle brake parts and assemblies, new.....		336340-1	12/88	129.709	130.449	130.914	134.438	134.651
Motor vehicle drum brake assemblies and parts, new.....		336340-1E	12/05	123.903	125.228	127.615	128.401	128.401
Motor vehicle disc brake assemblies and parts, new.....		336340-1F	12/11	127.202	127.202	127.202	135.093	135.093
Other motor vehicle brake parts and assemblies, new.....		336340-1G	12/99	103.578	104.504	104.485	104.791	105.205
Secondary products and miscellaneous receipts.....		336340-SM						
Motor vehicle power train components mfg.....	33635		12/03	126.418	126.673	126.624	127.526	127.735
Motor vehicle transmission and power train parts manufacturing.....	336350		12/03	124.918	125.169	125.121	126.012	126.219
Primary products.....		336350-P	12/03	119.816	120.071	120.028	120.912	121.118
Motor vehicle drive train components, excluding wheels and brakes, new.....		336350-2	12/88	123.019	123.283	123.224	124.129	124.342
Motor vehicle transmissions (except auxiliary and parts), new.....		336350-20	06/12	107.489	107.845	107.845	109.399	109.596
Parts for manual and automatic transmissions, new.....		336350-23	12/88	111.060	111.538	111.863	111.789	112.070
Other motor vehicle drive train components, except wheels and brakes, new.....		336350-25	12/99	98.206	98.205	97.605	97.935	98.292
Motor vehicle drive train components, rebuilt.....		336350-3	12/03	127.166	127.166	129.545	130.775	130.775
Secondary products and miscellaneous receipts.....		336350-SM						
Secondary products.....		336350-S	12/03	135.324	135.290	135.109	134.129	134.291
Motor vehicle seating and interior trim mfg.....	33636		12/03	110.139	110.638	110.367	110.665	110.920
Motor vehicle seating and interior trim mfg.....	336360		12/03	110.093	110.592	110.321	110.619	110.871
Primary products.....		336360-P	12/03	109.080	109.497	109.307	109.536	109.609
Automobile trimmings.....		336360-1	12/03	91.440	91.524	90.699	90.721	90.920
Seats for public conveyance and aircraft.....		336360-3	12/01	113.165	113.858	113.865	114.285	114.302
Metal motor vehicle seat frames.....		336360-7	06/09	106.681	106.737	107.230	107.230	107.230
Secondary products and miscellaneous receipts.....		336360-SM						
Secondary products.....		336360-S	12/03	144.330	146.360	146.448	148.496	157.190
Motor vehicle metal stamping.....	33637		12/03	117.889	118.804	119.637	119.636	119.664
Motor vehicle metal stamping.....	336370		12/82	129.116	130.119	131.030	131.030	131.060
Primary products.....		336370-P	12/82	118.769	119.795	120.557	121.453	121.478
Automotive job stampings (truck, bus, and passenger car).....		336370-0	12/82	118.769	119.795	120.557	121.453	121.478
Secondary products and miscellaneous receipts.....		336370-SM						

See footnotes at end of table.

Table 11. Producer price indexes for net output of selected industries and their products, not seasonally adjusted — Continued
[February 2022]

Title ¹	Industry code	Product code	Index base	Unadjusted index ²				
				Oct. 2021	Nov. 2021 ^P	Dec. 2021 ^P	Jan. 2022 ^P	Feb. 2022 ^P
Motor vehicle metal stamping - Continued								
Secondary products.....		336370-S	12/82	132.439	132.439	132.690	133.579	133.729
Other motor vehicle parts manufacturing.....	33639		12/03	120.046	120.801	121.128	121.723	122.156
Other motor vehicle parts mfg.....	336390		12/03	122.432	123.202	123.536	124.143	124.584
Primary products.....		336390-P	12/03	120.124	120.792	121.135	121.802	122.286
Filters, new, internal combustion engines and motor vehicles.....		336390-A	12/82	161.829	161.829	161.845	170.622	170.622
Motor vehicle air-conditioning systems and compressors.....		336390-B	12/03	102.871	102.895	103.669	103.815	104.396
All other motor vehicle parts and accessories, including trailer hitches.....		336390-8	12/03	109.004	109.532	109.611	109.521	110.141
Secondary products and miscellaneous receipts.....		336390-SM						
Miscellaneous receipts.....		336390-M	12/11	118.489	118.489	118.489	118.489	118.489
Secondary products.....		336390-S	12/11	118.904	121.758	122.254	122.550	122.778
Aerospace product and parts manufacturing.....	3364		06/85	247.238	247.473	248.156	249.703	250.470
Aerospace product and parts manufacturing.....	33641		06/85	247.238	247.473	248.156	249.703	250.470
Aircraft mfg.....	336411		12/85	257.190	257.478	258.050	259.266	260.238
Primary products.....		336411-P	12/85	245.675	245.975	246.572	247.606	248.619
Civilian aircraft.....		336411-3	12/85	299.287	299.883	301.068	303.120	305.133
Military aircraft.....		336411-4	06/13	101.746	101.746	101.746	101.746	-
Modification, conversion, and overhaul of previously accepted aircraft.....		336411-5	12/85	144.815	144.815	144.815	144.815	144.815
Secondary products and miscellaneous receipts.....		336411-SM						
Aircraft engine and engine parts mfg.....	336412		12/85	238.212	238.223	239.693	241.840	242.320
Primary products.....		336412-P	12/85	240.127	240.148	241.399	241.835	242.182
Aeronautical services on aircraft engines.....		336412-5	12/85	222.824	222.824	227.508	227.508	228.922
Aircraft engine parts and accessories.....		336412-7	12/85	254.988	255.027	255.226	256.086	256.086
Parts and accessories for military aircraft engines.....		336412-75	12/11	121.840	121.940	121.940	121.954	121.954
Parts and accessories for civilian aircraft engines.....		336412-77	12/11	112.038	112.038	112.145	112.608	112.608
Secondary products and miscellaneous receipts.....		336412-SM						
Secondary products.....		336412-S	12/85	226.278	226.278	226.295	227.697	227.714
Other aircraft parts and equipment mfg.....	336413		06/85	193.060	193.183	193.634	195.163	195.223
Primary products.....		336413-P	06/85	189.152	189.152	189.504	190.560	190.594
Aircraft propellers and helicopter rotors.....		336413-1	12/91	208.771	208.771	208.771	208.771	208.771
Aircraft parts and auxiliary equipment.....		336413-7	06/85	181.377	181.377	181.772	182.955	182.993
Aircraft landing gear for civilian and military aircraft.....		336413-72	06/08	156.847	156.847	156.847	163.660	164.381
Other aircraft subassemblies and parts for military aircraft.....		336413-73	06/08	123.869	123.869	123.869	124.429	124.429
Other aircraft subassemblies and parts for civilian aircraft.....		336413-74	06/08	105.106	105.106	105.480	105.599	105.552
Secondary products and miscellaneous receipts.....		336413-SM						
Secondary products.....		336413-S	06/85	223.222	225.420	227.667	230.863	231.372
Railroad rolling stock manufacturing.....	3365		06/84	191.342	192.160	193.853	196.469	196.476
Railroad rolling stock manufacturing.....	33651		06/84	191.407	192.226	193.919	196.536	196.543
Railroad rolling stock mfg.....	336510		06/84	191.223	192.042	193.728	196.343	196.350
Primary products.....		336510-P	06/84	195.587	196.559	197.783	200.490	200.490
Street, subway, trolley, and rapid transit cars, and railway maintenance equipment and parts.....		336510-5	06/84	173.633	176.888	177.990	180.426	180.426
Railway maintenance of way equipment & parts, parts for all railcars, & other railway vehicles.....		336510-54	06/84	174.259	176.839	178.084	180.837	180.837
Air brake and other brake equipment.....		336510-541	06/84	120.118	120.118	126.588	127.251	127.251
Railway maintenance of way & all other railroad and streetcar equipment, parts and accessories.....		336510-542	06/84	181.037	184.064	184.262	187.363	187.363
Secondary products and miscellaneous receipts.....		336510-SM						
Miscellaneous receipts.....		336510-M	06/84	149.007	149.007	155.079	156.944	156.944
Secondary products.....		336510-S1	12/11	106.860	107.044	108.463	109.649	109.814
Ship and boat building.....	3366		12/84	249.714	250.048	252.434	255.398	258.123
Ship and boat building.....	33661		12/84	249.723	250.058	252.444	255.408	258.133
Ship building and repairing.....	336611		12/85	221.942	222.077	224.440	227.075	229.269
Primary products.....		336611-P	12/85	215.010	215.149	217.576	219.887	220.462
Ship repair, nonmilitary.....		336611-A	12/85	228.708	228.708	234.898	234.898	241.639
Military self-propelled ships, new construction.....		336611-5	12/85	189.302	189.537	190.144	191.751	192.372
Ship repair, military.....		336611-8	12/85	197.667	197.667	198.532	198.532	199.637
Nonmilitary self-propelled ships, new construction.....		336611-9	12/85	379.164	379.164	379.973	384.383	384.383
Secondary products and miscellaneous receipts.....		336611-SM2						
Boat building.....	336612		12/81	329.859	331.015	333.088	337.073	341.901
Primary products.....		336612-P	12/81	329.944	331.206	333.454	337.318	341.886
Outboard motorboats, including commercial and military (except sailboats and lifeboats).....		336612-1	12/81	388.347	391.169	391.812	397.888	405.798
Outboard motorboats, wood or metal, incl. comm. and military (exc. sailboats and lifeboats).....		336612-11	06/11	149.610	150.308	150.728	152.914	157.441

See footnotes at end of table.

Table 11. Producer price indexes for net output of selected industries and their products, not seasonally adjusted — Continued
[February 2022]

Title ¹	Industry code	Product code	Index base	Unadjusted index ²				
				Oct. 2021	Nov. 2021 ^P	Dec. 2021 ^P	Jan. 2022 ^P	Feb. 2022 ^P
Boat building - Continued								
Outboard motorboats, plastics/fiberglass, incl. comm. and mil. (exc. sailboats and lifeboats).....		336612-14	06/11	146.780	148.180	148.275	150.704	152.423
Inboard motorboats, including commercial and military (except sailboats and lifeboats).....		336612-3	12/81	321.874	321.962	321.962	327.044	330.914
Inboard cabin cruisers, including commercial and military (except sailboats and lifeboats).....		336612-31	06/11	132.191	132.191	132.191	132.191	135.442
Other inboard motorboats, including commercial and military (except sailboats and lifeboats).....		336612-32	06/11	137.062	137.132	137.132	141.179	141.329
Inboard-outdrive boats, including commercial and military (except sailboats and lifeboats).....		336612-5	12/81	268.577	268.577	277.121	277.309	277.309
All other inboard-outdrive boats, incl. comm. and military (except sailboats and lifeboats).....		336612-52	06/11	130.646	130.646	133.655	133.769	133.769
All other boats (excluding military and commercial).....		336612-8	12/81	265.532	265.532	265.532	265.532	267.837
Secondary products and miscellaneous receipts.....		336612-SM						
Miscellaneous receipts.....		336612-M	12/88	280.432	280.462	280.625	285.195	291.929
Other transportation equipment manufacturing.....	3369		12/03	120.034	120.342	120.408	120.861	123.451
Other transportation equipment manufacturing.....	33699		12/03	120.034	120.342	120.408	120.861	123.451
Motorcycle, bicycle, and parts mfg.....	336991		12/84	153.761	153.798	153.798	154.604	155.071
Primary products.....		336991-P	12/84	158.898	158.934	158.934	159.879	160.149
Motorcycles, including three-wheel motorbikes, motorscooters, mopeds, and parts.....		336991-3	12/84	179.260	179.260	179.260	179.260	179.501
Bicycles, including parts (excluding children's 2-wheel sidewalk cycles).....		336991-4	12/84	160.154	160.419	160.419	167.379	168.011
Cycles, all types, tubular construction.....		336991-42	12/98	135.976	136.444	136.444	137.414	138.530
Parts for bicycles, unicycles, and adult tricycles.....		336991-45	12/84	164.041	164.041	164.041	176.688	176.688
Secondary products and miscellaneous receipts.....		336991-SM						
Secondary products.....		336991-S	12/84	150.775	150.775	150.775	150.775	157.291
All other transportation equipment mfg.....	336999		12/03	120.739	121.275	121.391	121.709	126.032
Primary products.....		336999-P	12/03	118.821	119.238	119.362	119.686	124.274
All-terrain vehicles and parts.....		336999-4	06/08	104.849	104.968	104.961	105.154	111.101
All other miscellaneous transportation equipment.....		336999-6	06/08	109.639	110.891	111.375	112.094	113.619
Secondary products and miscellaneous receipts.....		336999-SM						
Miscellaneous receipts.....		336999-M	12/03	133.199	133.477	-	-	-
Secondary products.....		336999-S	12/03	151.184	158.681	158.681	158.681	158.740
Furniture & related product mfg.....	337		12/84	236.922	238.328	239.881	244.382	246.311
HH & institutional furniture & kitchen cabinet mfg.....	3371		12/84	225.307	227.861	229.969	234.114	235.192
Wood kitchen cabinet & countertop mfg.....	33711		12/03	141.563	141.841	142.871	146.877	146.877
Wood kitchen cabinet and countertop mfg.....	337110		06/84	239.013	239.483	241.223	247.987	247.987
Primary products.....		337110-P	12/03	142.125	142.125	143.199	147.183	147.183
Custom wood kitchen cabinets, bathroom vanities, and related cabinet sold directly to customers.....		337110-H	03/04	127.399	127.399	127.399	129.095	129.095
Stock wood kitchen cabinets and related cabinetwork for permanent installation. ...		337110-1	06/84	234.283	234.283	239.100	239.100	239.100
Secondary products and miscellaneous receipts.....		337110-SM						
Household & institutional furniture mfg.....	33712		12/03	158.458	160.914	162.542	164.763	165.859
Upholstered household furniture mfg.....	337121		06/82	235.132	242.759	243.116	247.159	248.416
Primary products.....		337121-P	06/82	223.358	233.127	233.204	235.970	237.217
Upholstered household furniture, excl. dual-purpose sleep furniture.....		337121-1	06/82	219.959	230.105	230.183	232.945	234.180
Upholstered household sofas, davenports, settees, and loveseats, except custom.....		337121-11	06/82	220.459	231.615	231.630	234.523	236.259
Upholstered household sectional sofa pieces, except custom.....		337121-12	12/87	183.325	191.248	191.255	193.874	194.535
Upholstered household rocking chairs, including swivel rockers, except custom.....		337121-13	06/82	199.072	202.745	202.782	209.052	209.060
Other upholstered household furniture, including custom sold at retail.....		337121-15	06/05	163.128	177.206	177.765	179.627	180.082
Dual-purpose sleep furniture incl. futon, conv. sofa, jackknife & chair beds, except custom.....		337121-4	06/89	247.066	248.772	248.832	251.214	252.482
Secondary products and miscellaneous receipts.....		337121-SM						
Miscellaneous receipts.....		337121-M	06/05	218.918	218.918	218.918	218.918	-
Nonupholstered wood household furniture mfg.....	337122		12/79	314.460	314.460	318.139	323.355	326.519
Primary products.....		337122-P	12/79	331.672	331.672	336.327	340.644	344.152
Infants' and children's wood furniture, except custom.....		337122-A	12/04	162.926	162.926	169.292	170.915	172.859
Custom nonupholstered wood household furniture sold direct, excl. kitchen cabinets and vanities.....		337122-J	06/12	107.724	107.724	109.374	109.374	-
Wood household den, family room, library, and living room furniture, except custom.....		337122-1	12/79	326.784	326.784	333.750	338.766	339.010
Wood dining room and kitchen furniture, excl. cabinets, except custom.....		337122-4	12/79	371.890	371.890	372.967	380.324	384.195
Wood bedroom furniture, except custom.....		337122-8	12/79	333.977	333.977	336.990	339.663	346.078
Secondary products and miscellaneous receipts.....		337122-SM						
Secondary products.....		337122-S	12/79	234.550	234.550	234.550	242.635	244.389

See footnotes at end of table.

Table 11. Producer price indexes for net output of selected industries and their products, not seasonally adjusted — Continued
[February 2022]

Title ¹	Industry code	Product code	Index base	Unadjusted index ²				
				Oct. 2021	Nov. 2021 ^P	Dec. 2021 ^P	Jan. 2022 ^P	Feb. 2022 ^P
Metal household furniture mfg.	337124		06/84	232.036	224.905	232.933	231.955	232.948
Primary products.		337124-P	06/84	235.745	226.090	235.305	232.686	233.878
Metal dining room, and kitchen furniture, incl. padded and plain chairs and stools.		337124-1	06/84	209.023	181.357	194.489	185.181	185.342
Metal outdoor and casual furniture, incl. beach, lawn, garden and porch.		337124-6	06/84	312.096	312.096	312.782	315.509	320.210
Other nonupholstered metal household furniture.		337124-8	06/84	179.112	180.273	188.703	189.144	189.328
Secondary products and miscellaneous receipts.		337124-SM						
Secondary products.		337124-S	06/84	249.284	266.110	270.403	275.670	275.475
Household furniture, except wood or metal, mfg.	337125		12/85	137.964	137.964	138.308	139.392	139.671
Primary products.		337125-P	12/85	138.846	138.846	139.460	140.623	140.623
Nonupholstered household furniture (except wood and metal).		337125-0	12/85	138.846	138.846	139.460	140.623	140.623
Institutional furniture mfg.	337127		12/03	171.605	173.940	177.174	179.650	181.365
Primary products.		337127-P	12/03	172.216	174.912	177.817	179.828	181.495
Other institutional furniture.		337127-B	12/11	131.687	133.633	134.981	138.568	140.770
School furniture (except stone and concrete), excl. library furniture.		337127-1	12/84	285.523	286.894	292.860	293.645	296.170
Public building and related furniture, excl. bar, bowling, cafeteria, restaurant and school.		337127-5	12/84	258.054	266.202	269.229	269.499	271.036
Public furniture (bar, bowling center, cafeteria, and restaurant).		337127-8	12/03	163.741	163.741	169.337	171.287	171.993
Secondary products and miscellaneous receipts.		337127-SM						
Miscellaneous receipts.		337127-M	12/03	169.690	169.690	177.357	181.039	182.779
Secondary products.		337127-S	12/03	161.799	161.488	164.957	172.345	174.644
Office furniture (including fixtures) mfg.	3372		12/03	172.699	173.282	174.237	177.891	180.664
Office furniture (including fixtures) mfg.	33721		12/03	172.700	173.282	174.237	177.892	180.664
Wood office furniture mfg.	337211		06/85	234.282	234.049	235.672	241.416	243.878
Primary products.		337211-P	06/85	235.262	234.995	236.827	242.386	245.212
Wood office furniture panel systems, desking systems, and other wood office furniture.		337211-A	06/98	146.400	146.492	147.576	148.498	148.498
Wood office seating, including upholstered.		337211-1	06/98	173.794	173.894	174.543	183.096	183.096
Wood office desks and desk extensions.		337211-4	06/85	260.135	258.326	261.522	267.228	276.548
Wood office files, storage units, and tables.		337211-7	06/98	166.206	166.455	167.920	168.479	170.490
Secondary products and miscellaneous receipts.		337211-SM						
Secondary products.		337211-S	06/85	210.959	210.959	211.148	217.632	217.632
Custom architectural woodwork and millwork.	337212		12/03	154.837	155.143	155.143	157.253	158.832
Primary products.		337212-P	12/03	150.376	150.718	150.718	152.850	154.577
Custom architectural woodwork, millwork, and fixtures.		337212-0	12/03	150.376	150.718	150.718	152.850	154.577
Secondary products and miscellaneous receipts.		337212-SM						
Office furniture, except wood, mfg.	337214		12/79	336.946	341.796	341.675	357.141	359.754
Primary products.		337214-P	12/79	337.029	342.635	340.145	356.903	359.898
Office seating, including upholstered, except wood.		337214-1	12/79	251.543	267.224	263.790	278.558	276.716
Office files, storage units, and tables, except wood.		337214-7	06/95	186.843	190.251	190.950	192.770	193.907
Secondary products and miscellaneous receipts.		337214-SM						
Showcases, partitions, shelving, and lockers mfg.	337215		12/03	198.508	197.241	200.445	200.101	206.448
Primary products.		337215-P	12/03	179.639	178.652	181.500	180.582	186.232
Storage racks and accessories, except wood.		337215-E	12/83	314.525	314.525	314.525	317.645	317.043
Fixtures (bank, office, and store), except wood.		337215-G	12/83	254.192	253.832	279.038	266.777	276.245
Wood furniture dimensions and nonwood furniture parts and frames.		337215-L	12/06	146.480	146.011	148.604	-	160.811
Secondary products and miscellaneous receipts.		337215-SM						
Other furniture related product mfg.	3379		12/03	163.811	162.499	162.578	164.703	165.062
Mattress mfg.	33791		12/03	171.548	169.879	169.963	170.392	170.833
Mattress mfg.	337910		06/83	240.358	238.019	238.136	238.738	239.357
Primary products.		337910-P	06/83	237.874	235.408	235.531	236.160	236.868
Mattress and foundation sets.		337910-E	12/03	137.185	133.198	133.198	133.291	133.291
Innerspring mattresses, excluding crib-size.		337910-1	01/04	191.045	191.341	191.425	193.160	193.160
Other mattresses, including crib, foam, waterbed mattresses and mattress inserts.		337910-4	06/83	225.105	226.358	226.358	225.670	229.240
Foundations, excl. innerspring units, hybrid-type flotation, ensembles, and adjustable units.		337910-7	12/03	202.574	200.400	201.157	201.157	201.157
Secondary products and miscellaneous receipts.		337910-SM						
Secondary products.		337910-S	12/03	104.717	104.751	104.751	104.782	104.387
Blind & shade mfg.	33792		12/03	148.072	148.072	148.143	157.335	157.394
Blind and shade mfg.	337920		06/84	224.783	224.783	224.890	238.848	238.937
Primary products.		337920-P	06/84	226.435	226.435	226.435	244.090	244.090
Window shades and window shade accessories and rollers.		337920-2	06/84	260.136	260.136	260.136	-	-
Secondary products and miscellaneous receipts.		337920-SM						
Miscellaneous mfg.	339		12/03	131.927	132.437	132.461	135.088	136.116

See footnotes at end of table.

Table 11. Producer price indexes for net output of selected industries and their products, not seasonally adjusted — Continued
[February 2022]

Title ¹	Industry code	Product code	Index base	Unadjusted index ²				
				Oct. 2021	Nov. 2021 ^P	Dec. 2021 ^P	Jan. 2022 ^P	Feb. 2022 ^P
Medical equipment & supplies mfg.	3391		12/03	123.153	123.529	123.185	125.364	126.040
Medical equipment & supplies mfg.	33911		12/03	123.155	123.531	123.187	125.366	126.042
Surgical and medical instrument mfg.	339112		06/82	143.517	143.853	143.990	144.931	145.550
Primary products.		339112-P	06/82	144.389	144.746	144.881	145.832	146.537
Surgical and medical instruments.		339112-0	06/82	138.372	138.714	138.843	139.755	140.430
Surgical and orthopedic instruments.		339112-01	06/12	108.608	108.843	108.843	109.076	109.076
Surgical and medical catheters.		339112-05	06/82	114.724	115.553	115.553	115.553	116.588
Other surgical and medical apparatus and instruments, excluding parts.		339112-06	06/12	96.692	97.012	97.382	99.549	100.351
Parts for surgical and medical apparatus and instruments.		339112-09	06/12	109.071	109.071	109.071	109.442	112.650
Secondary products and miscellaneous receipts.		339112-SM						
Surgical appliance and supplies mfg.	339113		06/83	218.373	219.306	219.412	225.573	226.155
Primary products.		339113-P	06/83	223.571	224.481	224.633	230.515	231.103
Medical and surgical appliances and supplies, incl. orthopedic, prosthetic, and therapeutic.		339113-2	06/83	217.086	216.818	217.005	223.859	224.409
Other orthopedic and prosthetic appliances.		339113-22	12/03	99.523	99.523	99.523	99.523	99.523
Other medical and surgical appliances and supplies.		339113-27	12/03	131.587	131.381	131.525	136.806	137.230
Hospital beds and specialized hospital furniture.		339113-4	12/11	116.545	117.602	117.602	118.696	119.836
Personal industrial and nonindustrial safety equipment and clothing.		339113-6	06/83	252.906	260.494	260.494	261.970	261.970
Secondary products and miscellaneous receipts.		339113-SM						
Miscellaneous receipts.		339113-M	07/88	219.978	221.438	221.346	231.459	232.270
Secondary products.		339113-S	06/83	160.996	160.997	160.993	161.627	161.617
Dental equipment and supplies mfg.	339114		06/85	432.804	434.218	413.812	426.227	426.207
Primary products.		339114-P	06/85	412.150	413.589	392.068	404.577	404.577
Dental professional equipment and supplies.		339114-1	06/97	188.613	188.613	188.613	187.444	187.444
Professional dental equipment.		339114-11	06/85	291.356	291.356	291.356	297.630	297.630
Professional dental supplies.		339114-12	06/85	279.932	279.932	279.932	272.291	272.291
Secondary products and miscellaneous receipts.		339114-SM						
Miscellaneous receipts.		339114-M	06/85	293.602	293.602	293.602	295.061	295.061
Ophthalmic goods mfg.	339115		12/83	163.617	163.617	163.617	165.219	170.450
Primary products.		339115-P	12/83	160.251	160.251	160.251	161.820	166.944
Ophthalmic goods, other types, including prescription ground eyeglass lenses.		339115-B	12/83	158.224	158.224	158.224	—	—
Ophthalmic fronts, temples, and focal and contact lenses.		339115-9	12/11	112.533	112.533	112.533	113.634	117.232
Secondary products and miscellaneous receipts.		339115-SM						
Other miscellaneous mfg.	3399		12/85	191.728	192.687	193.507	197.918	200.022
Jewelry & silverware mfg.	33991		12/85	234.156	236.439	235.258	236.317	239.433
Jewelry and silverware mfg.	339910		12/11	110.430	111.507	110.950	111.449	112.919
Primary products.		339910-P	12/11	109.597	110.759	110.137	110.670	112.333
Jewelry, gold and platinum.		339910-1	12/85	235.363	238.544	236.636	238.410	242.059
Costume jewelry and novelties.		339910-4	12/03	145.603	146.796	146.796	146.796	153.267
All other jewelry and personal goods (excluding costume).		339910-8	12/11	109.240	110.508	109.774	110.170	110.357
Secondary products and miscellaneous receipts.		339910-SM						
Miscellaneous receipts.		339910-M	12/11	124.175	124.615	124.490	124.621	—
Sporting & athletic goods mfg.	33992		12/03	129.603	129.603	129.733	133.025	137.602
Sporting and athletic goods mfg.	339920		12/85	158.761	158.761	158.919	162.928	168.500
Primary products.		339920-P	12/85	153.050	153.049	153.238	157.998	164.630
Other sporting and athletic goods.		339920-A	12/85	159.535	159.535	159.604	168.241	171.585
Golf equipment, excluding apparel and shoes.		339920-4	12/85	79.536	79.535	79.535	79.412	—
Playground equipment.		339920-5	06/92	372.487	372.487	376.217	383.329	383.329
Gymnasium and exercise equipment.		339920-7	06/92	137.401	137.401	137.401	145.530	145.530
Secondary products and miscellaneous receipts.		339920-SM						
Miscellaneous receipts.		339920-M	12/85	182.555	182.555	182.555	182.555	182.555
Secondary products.		339920-S	12/85	220.355	220.355	220.355	225.508	229.862
Doll, toy & game mfg.	33993		12/03	143.674	145.355	146.389	150.629	150.629
Doll, toy, and game mfg.	339930		06/85	173.551	175.580	176.836	181.949	181.949
Primary products.		339930-P	06/85	172.828	175.003	174.994	181.833	181.833
Models (operating & static), craft kits/supply, natural science kits, & collectors' miniatures.		339930-6	06/85	254.373	254.373	254.373	266.993	266.993
Other nonelectronic toys, including parts.		339930-8	06/85	168.501	172.101	172.101	181.891	181.891
Secondary products and miscellaneous receipts.		339930-SM						
Office supplies (exc paper) mfg.	33994		12/85	172.142	172.114	179.078	179.645	180.107
Office supplies, except paper, mfg.	339940		12/11	117.791	117.772	122.535	122.922	123.238
Primary products.		339940-P	12/11	114.250	114.226	119.155	119.648	120.046
Pens, mechanical pencils, markers, and associated parts.		339940-1	12/85	196.470	196.470	196.470	196.470	196.470
Lead pencils, art goods, office supplies & small office equipment, excluding paper.		339940-2	12/03	127.845	127.845	142.106	142.106	142.106

See footnotes at end of table.

Table 11. Producer price indexes for net output of selected industries and their products, not seasonally adjusted — Continued
[February 2022]

Title ¹	Industry code	Product code	Index base	Unadjusted index ²				
				Oct. 2021	Nov. 2021 ^P	Dec. 2021 ^P	Jan. 2022 ^P	Feb. 2022 ^P
Office supplies, except paper, mfg - Continued								
Marking devices.....		339940-3	12/85	179.632	179.632	179.632	180.544	181.318
Secondary products and miscellaneous receipts.....		339940-SM						
Miscellaneous receipts.....		339940-M	12/11	137.924	137.924	137.924	137.924	—
Secondary Products.....		339940-S	12/11	119.940	119.940	—	—	—
Sign mfg.....	339995		12/03	134.122	135.396	136.272	141.347	141.391
Sign mfg.....	3399950		12/85	194.946	196.796	198.069	205.447	205.511
Primary products.....		339950-P	12/85	191.154	193.364	194.886	201.668	201.785
Electric signs and displays, including trade show exhibits.....		339950-1	12/85	169.896	171.784	171.784	178.179	178.179
Nonelectric signs and displays, including trade show exhibits.....		339950-4	12/85	223.316	225.978	229.150	236.693	236.938
Secondary products and miscellaneous receipts.....		339950-SM						
All other misc mfg.....	339999		12/03	143.482	144.041	144.479	147.700	148.661
Gasket, packing, and sealing device mfg.....	3399991		12/85	208.402	208.761	210.337	214.817	215.888
Primary products.....		339991-P	12/85	215.024	215.260	216.920	221.861	223.081
Compression packing.....		339991-1	12/85	268.758	268.758	299.654	292.119	292.119
Molded packing and seals.....		339991-2	06/07	128.469	128.620	128.620	129.976	133.183
Nonmetallic gaskets and gasketing.....		339991-3	12/85	235.183	236.009	240.820	250.602	250.554
Metallic gaskets and machined seals.....		339991-7	12/85	278.648	278.648	274.033	280.753	280.753
Rotary oil seals.....		339991-9	12/90	161.079	161.079	161.079	162.794	162.794
Secondary products and miscellaneous receipts.....		339991-SM						
Miscellaneous receipts.....		339991-M	06/97	137.949	138.180	139.753	141.092	141.092
Secondary products.....		339991-S	12/85	144.839	146.213	146.334	148.909	149.620
Musical instrument mfg.....	3399992		06/85	258.670	260.549	260.549	262.929	266.085
Primary products.....		339992-P	06/85	257.581	259.607	259.607	262.171	265.572
Nonelectronic pianos, organs, and nonelectronic pianos and organ parts, excluding benches.....		339992-A	12/09	154.786	154.786	154.786	157.588	157.588
Other musical instruments and parts.....		339992-7	06/85	244.383	246.618	246.618	248.727	252.479
Other electronic musical instruments, excluding electronic organs.....		339992-71	12/09	135.594	138.893	138.893	141.068	144.835
Other nonelectronic musical instruments.....		339992-72	06/99	137.719	139.157	139.157	—	143.010
Parts and accessories for other musical instruments, sold separately, excl. benches & cases.....		339992-73	06/85	200.341	200.626	—	202.333	203.066
Secondary products and miscellaneous receipts.....		339992-SM						
Miscellaneous receipts.....		339992-M	06/85	279.734	279.734	279.734	279.734	—
Fastener, button, needle, and pin mfg.....	3399993		12/85	225.040	225.040	225.639	225.639	225.639
Primary products.....		339993-P	12/85	231.120	231.120	231.799	231.799	231.799
Fasteners, zippers, buttons, needles, pins, and buckles (except precious metal).....		339993-0	12/85	231.120	231.120	231.799	231.799	231.799
Secondary products and miscellaneous receipts.....		339993-SM						
Broom, brush, and mop mfg.....	3399994		12/85	197.956	198.093	198.093	198.564	200.924
Primary products.....		339994-P	12/85	199.173	199.353	199.353	199.810	202.153
Brooms, mops and dusters.....		339994-1	12/85	233.777	233.777	233.777	233.777	236.511
Mops and dusters, including refills.....		339994-13	06/07	130.471	130.471	130.471	130.471	133.227
Paint and varnish brushes, paint holders, pads, roller frames and rollers.....		339994-3	12/85	166.406	166.406	166.406	166.406	174.106
Paint and varnish brushes.....		339994-31	06/07	118.189	118.189	118.189	118.189	122.180
Paint holders, pads, roller frames and rollers.....		339994-32	06/07	103.619	103.619	103.619	103.619	109.218
Other types of brushes.....		339994-5	12/85	204.115	204.427	204.427	205.222	206.143
Personal brushes.....		339994-51	06/07	106.886	106.886	106.886	107.160	107.160
All other types of brushes, except personal.....		339994-52	06/07	144.452	144.960	144.960	145.773	147.273
Secondary and miscellaneous receipts.....		339994-SM						
Burial casket mfg.....	3399995		12/84	412.363	412.763	426.368	426.368	427.339
Primary products.....		339995-P	12/84	414.389	414.389	428.952	428.952	428.952
Metal burial caskets and coffins, completely lined and trimmed, adult sizes only.....		339995-1	12/84	418.128	418.128	431.810	431.810	431.810
Other burial caskets and coffins, including burial boxes and vaults (except concrete and stone).....		339995-5	12/84	315.141	315.141	351.879	351.879	351.879
Secondary products and miscellaneous receipts.....		339995-SM						
All other miscellaneous mfg.....	3399999		12/85	179.665	180.690	180.663	186.483	187.603
Primary products.....		339999-P	12/85	191.107	192.344	192.297	195.763	196.913
Mirror and picture frames and framed pictures.....		339999-E	06/84	229.433	229.433	229.433	229.433	229.433
All other miscellaneous fabricated products, incl. fire extinguishers and umbrellas.....		339999-L	12/85	223.185	226.163	226.050	226.335	228.365
Candles, including tapers.....		339999-5	12/85	192.839	192.839	192.839	206.871	206.871
Secondary products and miscellaneous receipts.....		339999-SM						
Secondary products.....		339999-S	12/85	158.492	158.492	158.785	166.790	170.831
Services industries								
Merchant wholesalers, durable goods.....	423		06/04	179.704	180.595	179.406	185.226	186.346
Motor vehicle and parts merchant wholesalers.....	4231		05/19	115.722	111.229	111.709	121.867	123.805

See footnotes at end of table.

Table 11. Producer price indexes for net output of selected industries and their products, not seasonally adjusted — Continued
[February 2022]

Title ¹	Industry code	Product code	Index base	Unadjusted index ²				
				Oct. 2021	Nov. 2021 ^P	Dec. 2021 ^P	Jan. 2022 ^P	Feb. 2022 ^P
Motor vehicle and parts merchant wholesalers.....	42310		05/19	115.722	111.229	111.709	121.867	123.805
Motor vehicle and parts merchant wholesalers.....	423100		05/19	115.710	111.224	111.703	121.846	123.782
Primary services.....		423100-P	02/09	148.684	142.479	143.142	157.155	159.831
Motor vehicle and parts wholesaler services.....		423100-1	02/09	148.684	142.479	143.142	157.155	159.831
Furniture and home furnishing merchant wholesalers.....	4232		05/19	128.996	123.168	130.381	134.688	132.817
Furniture and home furnishing merchant wholesalers.....	42320		05/19	128.996	123.168	130.381	134.688	132.817
Furniture and home furnishing merchant wholesalers.....	423200		05/19	128.971	123.124	130.360	134.659	132.786
Primary services.....		423200-P	02/09	140.569	133.830	142.153	146.708	144.626
Furniture and home furnishing wholesaler services.....		423200-1	02/09	140.569	133.830	142.153	146.708	144.626
Lumber and other construction materials merchant wholesalers.....	4233		05/19	145.132	146.118	146.929	148.972	150.418
Lumber and other construction materials merchant wholesalers.....	42330		05/19	145.132	146.118	146.929	148.972	150.418
Lumber and other construction materials merchant wholesalers.....	423300		05/19	145.001	146.030	146.848	148.886	150.327
Primary services.....		423300-P	02/09	155.694	156.336	157.134	159.355	160.945
Lumber and other construction material wholesaler services.....		423300-1	02/09	155.694	156.336	157.134	159.355	160.945
Professional and commercial equipment and supplies merchant wholesalers.....	4234		05/19	110.351	112.551	109.847	111.635	112.558
Professional and commercial equipment and supplies merchant wholesalers.....	42340		05/19	110.351	112.551	109.847	111.635	112.558
Professional and commercial equipment and supplies merchant wholesalers.....	423400		05/19	110.533	112.762	109.951	111.828	112.640
Primary services.....		423400-P	02/09	134.702	137.786	132.871	136.413	135.769
Professional and commercial equipment and supplies wholesaler services.....		423400-1	02/09	134.702	137.786	132.871	136.413	135.769
Other receipts.....		423400-SM	05/19	101.361	102.129	104.724	102.087	108.507
Metal and mineral (except petroleum) merchant wholesalers.....	4235		05/19	196.396	183.015	178.706	169.884	169.440
Metal and mineral (except petroleum) merchant wholesalers.....	42350		05/19	196.396	183.015	178.706	169.884	169.440
Metal and mineral (except petroleum) merchant wholesalers.....	423500		05/19	196.450	182.983	178.642	169.893	169.453
Primary services.....		423500-P	02/09	283.887	262.418	255.427	244.607	244.039
Metals and minerals wholesaler services.....		423500-1	02/09	283.887	262.418	255.427	244.607	244.039
Household appliances and electrical and electronic goods merchant wholesalers.....	4236		05/19	128.568	133.136	129.962	141.703	142.554
Household appliances and electrical and electronic goods merchant wholesalers.....	42360		05/19	128.568	133.136	129.962	141.703	142.554
Household appliances and electrical and electronic goods merchant wholesalers.....	423600		05/19	128.243	132.757	129.620	141.234	142.093
Primary services.....		423600-P	02/09	148.171	153.917	149.924	164.585	165.441
Household appliances, electrical, and electronics wholesaler services.....		423600-1	02/09	148.171	153.917	149.924	164.585	165.441
Hardware, plumbing and heating equipment and supplies merchant wholesalers.....	4237		05/19	125.360	128.428	128.465	126.720	122.838
Hardware, plumbing and heating equipment and supplies merchant wholesalers.....	42370		05/19	125.360	128.428	128.465	126.720	122.838
Hardware, plumbing, and heating equipment and supplies merchant wholesalers.....	423700		05/19	125.424	128.571	128.620	126.911	123.077
Primary services.....		423700-P	02/09	128.615	130.253	130.059	127.554	122.601
Hardware, plumbing, and heating equipment and supplies wholesaler services.....		423700-1	02/09	128.615	130.253	130.059	127.554	122.601
Machinery, equipment, and supplies merchant wholesalers.....	4238		05/19	107.448	111.853	113.851	113.325	115.463
Machinery, equipment, and supplies merchant wholesalers.....	42380		05/19	107.448	111.853	113.851	113.325	115.463
Machinery and supply merchant wholesalers.....	423800		05/19	107.594	112.153	114.188	113.625	115.790
Primary services.....		423800-P	02/09	165.942	175.769	179.554	177.996	181.787
Machinery and supply wholesaler services.....		423800-1	02/09	165.942	175.769	179.554	177.996	181.787
Other receipts.....		423800-SM	05/19	99.655	95.839	95.863	97.321	98.028
Miscellaneous durable goods merchant wholesalers (except materials recyclers).....	4239		05/19	131.905	130.685	127.381	130.514	128.641
Miscellaneous durable goods merchant wholesalers (except materials recyclers).....	42390		05/19	131.905	130.685	127.381	130.514	128.641
Miscellaneous durable goods, except recyclable material, merchant wholesalers.....	423900		05/19	131.693	130.478	127.193	130.293	128.443
Primary services.....		423900-P	02/09	110.229	109.202	106.401	109.098	107.478
Miscellaneous durable goods wholesaler services.....		423900-1	02/09	110.229	109.202	106.401	109.098	107.478
Merchant wholesalers, nondurable goods.....	424		06/05	178.066	178.916	178.114	178.512	178.453
Paper and paper product merchant wholesalers.....	4241		01/21	113.834	112.308	113.252	116.275	126.533
Paper and paper product merchant wholesalers.....	42410		01/21	113.834	112.308	113.252	116.275	126.533
Paper and paper product merchant wholesalers.....	424100		01/21	113.834	112.308	113.252	116.275	126.533
Primary services.....		424100-P	02/09	147.531	145.504	146.605	150.468	163.876
Paper wholesaler services.....		424100-1	02/09	147.531	145.504	146.605	150.468	163.876
Wholesaling of paper and paper products.....		424100-11	02/09	149.326	147.657	148.578	153.275	167.419
Wholesaling of all other goods, except paper and paper products.....		424100-12	01/21	103.266	99.737	101.576	99.939	106.169
Drugs and druggists' sundries merchant wholesalers.....	4242		01/21	107.815	106.066	106.857	99.458	97.586
Drugs and druggists' sundries merchant wholesalers.....	42420		01/21	107.815	106.066	106.857	99.458	97.586
Drugs and druggists' sundries merchant wholesalers.....	424200		01/21	107.815	106.066	106.857	99.458	97.586

See footnotes at end of table.

Table 11. Producer price indexes for net output of selected industries and their products, not seasonally adjusted — Continued
[February 2022]

Title ¹	Industry code	Product code	Index base	Unadjusted index ²				
				Oct. 2021	Nov. 2021 ^P	Dec. 2021 ^P	Jan. 2022 ^P	Feb. 2022 ^P
Drugs and druggists' sundries merchant wholesalers - Continued								
Primary products.....		424200-P	02/09	158.285	155.717	156.879	146.016	143.267
Wholesaling of pharmaceuticals.....		424200-1	02/09	160.439	157.307	158.262	145.110	141.997
Wholesaling of all other goods, except pharmaceuticals.....		424200-2	01/21	100.709	100.824	102.295	102.446	101.777
Apparel and piece goods merchant wholesalers.....	4243		01/21	93.058	94.580	93.221	89.373	90.110
Apparel and piece goods merchant wholesalers.....	42430		01/21	93.058	94.580	93.221	89.373	90.110
Apparel and piece goods merchant wholesalers.....	424300		01/21	93.058	94.580	93.221	89.373	90.110
Primary services.....		424300-P	02/09	115.031	116.914	115.232	110.467	111.379
Apparel wholesaler services.....		424300-1	02/09	115.031	116.914	115.232	110.467	111.379
Wholesaling of apparel.....		424300-11	02/09	116.119	124.735	120.485	117.905	119.122
Grocery and related product merchant wholesalers.....	4244		01/21	108.266	105.075	105.381	107.137	108.008
Grocery and related product merchant wholesalers.....	42440		01/21	108.266	105.075	105.381	107.137	108.008
Grocery and related product merchant wholesalers.....	424400		01/21	108.265	105.074	105.381	107.138	108.009
Primary services.....		424400-P	02/09	117.873	114.380	114.716	116.565	117.518
Grocery and related product wholesaler services.....		424400-1	02/09	117.873	114.380	114.716	116.565	117.518
Wholesaling of fresh meat, seafood, dairy, and fruits and vegetables.....		424400-11	06/13	126.475	123.956	127.320	126.159	128.005
Wholesaling of packaged frozen and canned foods.....		424400-12	06/13	150.687	151.237	153.731	157.230	152.789
Wholesaling of baked goods, non-alcoholic beverages, and all other groceries...		424400-13	06/13	126.847	118.969	118.445	119.819	122.855
Wholesaling of all other goods, except groceries.....		424400-14	01/21	119.650	120.722	107.779	123.977	123.997
Chemicals and allied products merchant wholesalers.....	4246		01/21	117.736	124.478	121.597	128.436	122.639
Chemicals and allied products merchant wholesalers.....	42460		01/21	117.736	124.478	121.597	128.436	122.639
Chemicals and allied products merchant wholesalers.....	424600		01/21	117.736	124.478	121.597	128.436	122.639
Primary products.....		424600-P	02/09	135.938	143.853	140.371	148.266	141.407
Wholesaling of chemicals, plastics, and allied products.....		424600-1	02/09	136.863	145.116	141.489	149.369	142.020
Wholesaling of all other goods, except chemicals, plastics, and allied products....		424600-2	01/21	105.497	107.842	106.768	113.818	114.408
Petroleum and petroleum products merchant wholesalers.....	4247		01/21	108.272	112.834	111.784	114.583	114.282
Petroleum and petroleum products merchant wholesalers.....	42470		01/21	108.272	112.834	111.784	114.583	114.282
Petroleum and petroleum products merchant wholesalers.....	424700		01/21	108.271	112.833	111.784	114.583	114.281
Primary products.....		424700-P	02/09	132.221	137.880	136.444	140.006	139.557
Wholesaling of petroleum products.....		424700-1	02/09	132.302	138.141	136.453	140.290	139.630
Wholesaling of all other goods, except petroleum products.....		424700-2	01/21	106.257	105.935	111.711	107.077	112.497
Other receipts.....		424700-SM	01/21	104.508	107.596	108.894	109.442	110.364
Beer, wine, and distilled alcoholic beverage merchant wholesalers.....	4248		01/21	103.600	105.148	106.433	107.475	108.258
Beer, wine, and distilled alcoholic beverage merchant wholesalers.....	42480		01/21	103.600	105.148	106.433	107.475	108.258
Beer, wine, and distilled alcoholic beverage merchant wholesalers.....	424800		01/21	103.600	105.148	106.433	107.475	108.258
Primary services.....		424800-P	02/09	130.830	132.785	134.408	135.724	136.713
Alcoholic beverage wholesaler services.....		424800-1	02/09	130.830	132.785	134.408	135.724	136.713
Wholesaling of beer, wine, and distilled alcoholic beverages.....		424800-11	02/09	131.121	133.196	134.740	136.000	136.938
Wholesaling of all other goods, except alcoholic beverages.....		424800-12	01/21	95.237	93.338	96.885	99.541	101.768
Miscellaneous nondurable goods merchant wholesalers.....	4249		01/21	109.893	111.402	108.579	112.065	111.574
Miscellaneous nondurable goods merchant wholesalers.....	42490		01/21	109.893	111.402	108.579	112.065	111.574
Miscellaneous nondurable goods merchant wholesalers.....	424900		01/21	109.893	111.402	108.579	112.065	111.574
Primary services.....		424900-P	02/09	157.812	160.504	156.349	161.397	160.707
Miscellaneous nondurable good wholesaler services.....		424900-1	02/09	157.812	160.504	156.349	161.397	160.707
Material recyclers.....	429930		12/86	492.404	511.749	492.623	475.154	488.380
Primary products.....		429930-P	12/86	491.667	511.426	492.341	473.541	486.608
Ferrous metal scrap.....		429930-1	12/86	605.352	659.613	647.124	586.317	579.296
Carbon steel scrap.....		429930-11	12/86	623.737	682.756	667.683	599.845	589.045
Heavy melting scrap.....		429930-111	12/86	655.451	720.748	700.264	601.245	605.321
Carbon steel scrap bundles.....		429930-112	12/86	692.291	716.128	715.996	644.544	612.186
Shredded carbon steel scrap.....		429930-113	12/86	406.798	453.117	439.261	401.663	390.121
Cut plate and structural scrap.....		429930-114	12/86	608.344	667.986	670.986	600.309	599.980
Other carbon steel scrap.....		429930-115	12/86	706.514	745.901	721.570	671.143	664.492
Stainless and alloy steel scrap.....		429930-12	12/86	811.142	833.082	846.604	855.312	926.874
Cast iron scrap.....		429930-13	12/86	348.998	369.998	371.965	343.744	327.654
Other ferrous scrap.....		429930-14	06/06	162.439	184.277	178.252	155.200	150.203
Nonferrous metal scrap.....		429930-2	12/86	578.277	577.195	548.852	577.322	621.217
Copper base scrap.....		429930-21	12/86	691.106	692.250	688.193	704.552	710.999
No 1 copper wire, heavy.....		429930-211	12/86	558.938	558.839	554.577	566.420	572.905
No 2 copper wire, mixed.....		429930-212	12/86	893.181	892.272	890.827	919.761	926.518
Yellow brass scrap.....		429930-213	12/86	729.081	737.226	729.216	764.599	775.118
Aluminum base scrap.....		429930-22	12/86	246.108	245.393	-	-	-

See footnotes at end of table.

Table 11. Producer price indexes for net output of selected industries and their products, not seasonally adjusted — Continued
[February 2022]

Title ¹	Industry code	Product code	Index base	Unadjusted index ²				
				Oct. 2021	Nov. 2021 ^P	Dec. 2021 ^P	Jan. 2022 ^P	Feb. 2022 ^P
Material recyclers - Continued								
Used beverage can scrap.....		429930-223	12/86	251.531	240.545	238.602	269.472	317.326
Other old aluminum base scrap.....		429930-224	12/86	191.200	197.136	197.333	195.340	210.196
Other nonferrous scrap (including lead, zinc and precious metals).....		429930-23	12/86	3,030.999	3,019.566	2,623.751	2,903.796	3,369.246
Recyclable paper.....		429930-3	12/86	287.743	275.677	255.490	238.860	236.213
News and other low grade recyclable paper.....		429930-31	12/86	206.388	194.035	182.936	184.980	175.353
Corrugated recyclable paper.....		429930-33	12/86	205.229	198.031	180.080	164.263	159.579
High grade recyclable paper (including pulp substitutes and deinking).....		429930-34	12/86	286.504	269.258	264.816	261.487	275.465
Recyclable materials, excluding metals and paper.....		429930-4	12/86	208.937	216.629	203.744	208.868	235.137
Recyclable plastics.....		429930-42	06/96	101.532	102.998	103.445	100.856	100.856
Other receipts.....		429930-SM1						
Motor vehicle and parts dealers.....	441		12/03	197.920	199.838	201.276	202.057	200.833
Automobile dealers.....	4411		12/03	200.723	203.398	204.421	205.530	203.524
New car dealers.....	44111		12/99	221.561	224.515	225.644	226.870	224.655
New car dealers.....	441110		12/99	221.663	224.606	225.734	226.937	224.728
Primary services.....		441110-P	12/99	213.949	218.180	219.371	223.276	220.418
Vehicle sales.....		441110-1	12/99	183.231	190.769	192.636	201.129	195.584
New vehicle sales.....		441110-101	12/99	214.893	227.137	231.185	251.240	239.539
Used vehicle sales.....		441110-102	12/99	160.859	164.290	164.187	162.189	162.189
Service labor and parts.....		441110-2	12/99	219.115	219.749	220.169	219.304	219.304
Other receipts.....		441110-SM	12/99	296.370	294.635	295.731	286.152	286.152
Recreational vehicle dealers.....	44121		06/01	246.963	243.085	252.179	263.386	263.406
Recreational vehicle dealers.....	441210		06/01	246.963	243.085	252.179	263.386	263.406
Primary services.....		441210-P	06/01	256.775	250.895	263.703	272.613	272.634
Recreational vehicle dealer services.....		441210-1	06/01	256.775	250.895	263.703	272.613	272.634
Boat dealers.....	441222		06/01	172.868	169.168	171.491	168.361	168.714
Primary services.....		441222-P	06/01	172.611	168.917	171.236	168.111	168.463
Boat dealer services.....		441222-1	06/01	172.611	168.917	171.236	168.111	168.463
Automotive parts, accessories and tire stores.....	4413		12/01	200.482	201.637	203.781	202.857	204.592
Automotive parts and accessories stores.....	44131		12/03	216.372	217.015	220.592	219.353	220.931
Automotive parts and accessories stores.....	441310		12/03	216.372	217.015	220.592	219.353	220.931
Primary services.....		441310-P	12/03	216.375	217.018	220.595	219.356	220.934
Automotive parts and accessories store services.....		441310-1	12/03	216.375	217.018	220.595	219.356	220.934
Tire dealers.....	44132		12/03	152.595	154.290	154.216	153.840	155.557
Tire dealers.....	441320		12/03	152.595	154.290	154.216	153.840	155.557
Primary services.....		441320-P	12/03	152.739	154.436	154.362	153.985	155.704
Tire dealer services.....		441320-1	12/03	152.739	154.436	154.362	153.985	155.704
Furniture and home furnishings stores.....	442		12/03	188.489	186.628	190.865	196.207	197.411
Furniture stores.....	4421		12/03	193.928	194.376	195.440	200.268	203.427
Furniture stores.....	44211		12/03	193.928	194.376	195.440	200.268	203.427
Furniture stores.....	442110		06/03	196.533	196.987	198.066	202.958	206.160
Primary services.....		442110-P	06/03	200.807	200.945	202.102	206.886	210.696
Furniture store services.....		442110-1	06/03	200.807	200.945	202.102	206.886	210.696
Other receipts.....		442110-SM1	05/19	98.754	102.169	102.181	106.733	103.076
Floor covering stores.....	44221		12/03	184.757	180.286	188.128	194.112	193.142
Floor covering stores.....	442210		06/03	187.473	182.937	190.894	196.965	195.982
Primary services.....		442210-P	06/03	187.473	182.937	190.894	196.965	195.982
Floor covering store services.....		442210-1	06/03	187.473	182.937	190.894	196.965	195.982
Electronics and appliance stores.....	443		12/03	87.312	79.739	80.219	83.359	85.608
Electronics and appliance stores.....	4431		12/03	87.839	80.221	80.703	84.881	87.171
Electronics and appliance stores.....	44310		12/03	87.861	80.241	80.723	84.947	87.239
Electronics and appliance stores.....	443100		12/11	98.412	89.877	90.417	95.226	97.796
Primary products.....		443100-P	12/11	97.359	88.915	89.449	95.105	97.672
Retailing of entertainment and communication products.....		443100-1	12/11	81.594	70.430	69.931	70.613	73.180
Retailing of computers, hardware, software, and supplies.....		443100-2	06/03	53.209	51.784	51.951	53.778	54.250
Retailing of major household appliances.....		443100-3	05/19	105.720	110.288	113.114	119.232	119.900
Retailing of all other goods.....		443100-4	12/11	154.953	117.868	118.617	145.183	155.540
Building material and garden equipment and supply dealers.....	444		12/03	198.340	191.199	196.283	209.243	220.804
Building material and supplies dealers.....	4441		12/03	204.302	196.066	200.396	214.928	227.491
Building material and supplies dealers.....	44410		12/03	204.306	196.069	200.399	214.932	227.495

See footnotes at end of table.

Table 11. Producer price indexes for net output of selected industries and their products, not seasonally adjusted — Continued
 [February 2022]

Title ¹	Industry code	Product code	Index base	Unadjusted index ²				
				Oct. 2021	Nov. 2021 ^P	Dec. 2021 ^P	Jan. 2022 ^P	Feb. 2022 ^P
Building materials and supplies dealers.....	444100		05/19	136.001	130.518	133.400	143.074	151.437
Primary services.....		444100-P	05/19	135.811	130.336	133.215	142.875	151.226
Building materials and supplies dealer services.....		444100-1	05/19	135.811	130.336	133.215	142.875	151.226
Retailing of building materials, paint, and hardware.....		444100-11	05/19	142.185	134.825	138.163	150.558	161.799
Retailing of all other goods.....		444100-12	05/19	115.110	115.757	117.141	117.921	116.886
Lawn and garden equip and supplies stores.....	4442		12/03	159.742	160.621	171.538	173.070	177.458
Nursery, garden and farm supply stores.....	44422		12/03	159.743	160.622	171.539	173.071	177.459
Nursery, garden, and farm supply stores.....	444220		12/02	171.035	171.976	183.665	185.305	190.003
Primary services.....		444220-P	12/02	171.110	172.051	183.745	185.386	190.086
Nursery, garden center, and farm supply store services.....		444220-1	12/02	171.110	172.051	183.745	185.386	190.086
Food and beverage stores.....	445		12/99	216.483	216.265	217.707	224.301	221.931
Grocery stores.....	4451		12/03	185.126	185.124	186.476	192.630	190.286
Grocery (except convenience) stores.....	44511		12/03	185.126	185.124	186.476	192.630	190.286
Supermarkets and other grocery stores.....	445110		12/99	220.918	220.915	222.529	229.873	227.075
Primary services.....		445110-P	12/99	220.803	220.799	222.413	229.753	226.956
Supermarket and other grocery store services.....		445110-3	12/99	218.710	218.707	220.305	227.576	224.806
Retailing of food and beverage products.....		445110-32	01/17	114.221	114.259	115.233	119.124	117.553
Retailing of fresh meats.....		445110-321	12/99	295.063	299.507	298.564	309.223	298.397
Retailing of fresh fruits and vegetables.....		445110-322	12/99	222.944	220.254	218.749	225.433	223.870
Retailing of bakery products.....		445110-323	12/99	196.627	200.799	200.008	199.158	202.606
Retailing of dairy products.....		445110-324	12/99	174.130	167.888	165.789	168.851	168.746
Retailing of deli products.....		445110-325	12/99	151.872	154.312	159.124	164.869	159.841
Retailing of frozen food products.....		445110-326	12/99	124.429	126.975	130.423	137.223	125.208
Retailing of alcoholic beverages.....		445110-327	01/17	130.280	132.499	130.962	133.478	128.915
Retailing of all other food and beverage products.....		445110-328	12/99	213.437	210.995	216.857	226.772	230.661
Retailing of nonfood products.....		445110-33	01/17	114.526	114.351	114.589	117.995	117.078
Retailing of cleaning and paper products.....		445110-331	01/17	122.448	122.599	126.228	134.275	131.625
Retailing of health and beauty products.....		445110-332	12/99	233.944	233.410	231.488	232.493	229.115
Retailing of all other nonfood products.....		445110-333	01/17	112.209	111.974	111.767	115.377	115.510
Specialty food stores.....	4452		12/03	206.589	204.175	202.444	205.501	203.726
Specialty food stores.....	445200		12/03	206.585	204.170	202.439	205.497	203.720
Primary services.....		445200-P	12/03	206.716	204.288	202.548	205.622	203.803
Specialty food store services.....		445200-1	12/03	206.716	204.288	202.548	205.622	203.803
Beer, wine, and liquor stores.....	4453		06/00	136.452	135.428	136.830	136.624	138.777
Beer, wine, and liquor stores.....	44531		06/00	136.452	135.428	136.830	136.624	138.777
Beer, wine, and liquor stores.....	445310		06/00	136.452	135.428	136.830	136.624	138.777
Primary services.....		445310-P	06/00	136.501	135.477	136.879	136.673	138.827
Beer, wine, and liquor store services.....		445310-1	06/00	136.501	135.477	136.879	136.673	138.827
Retailing of beer, wine, and liquor.....		445310-11	06/14	105.914	104.827	106.187	105.948	107.919
Retailing of all other goods and sales of prepared foods.....		445310-12	06/14	135.010	135.789	135.503	135.787	136.074
Health and personal care stores.....	446		12/03	149.448	148.693	149.129	148.929	150.051
Health and personal care stores.....	4461		12/03	149.526	148.771	149.208	149.007	150.130
Pharmacies and drug stores.....	44611		06/00	176.076	176.163	175.847	176.169	177.232
Pharmacies and drug stores.....	446110		06/00	176.075	176.163	175.846	176.168	177.232
Primary services.....		446110-P	06/00	175.917	176.004	175.688	176.010	177.072
Retailing of prescription drugs.....		446110-1	06/00	203.190	203.455	202.593	202.415	204.162
Retailing of over-the-counter drugs and all other goods.....		446110-4	06/00	175.183	174.956	175.590	176.958	177.025
Retailing of over-the-counter drugs.....		446110-41	06/00	132.968	137.180	136.857	136.889	137.258
Retailing of all other goods.....		446110-42	06/00	188.514	186.729	187.693	189.520	189.479
Optical goods stores.....	44613		12/03	127.837	125.063	128.080	124.871	125.248
Optical goods stores.....	446130		06/00	131.105	128.261	131.354	128.064	128.450
Primary services.....		446130-P	06/00	129.672	126.651	129.936	126.442	126.823
Optical goods store services.....		446130-1	06/00	129.672	126.651	129.936	126.442	126.823
Food (health) supplement stores.....	446191		12/99	220.835	213.815	217.806	217.806	223.342
Primary services.....		446191-P	12/99	220.880	213.859	217.851	217.851	223.388
Food (health) supplement store services.....		446191-1	12/99	220.880	213.859	217.851	217.851	223.388
Gasoline stations.....	447		06/01	140.089	150.905	159.730	146.237	144.733
Gasoline stations.....	4471		06/01	140.089	150.905	159.730	146.237	144.733
Gasoline stations.....	44710		06/01	140.089	150.905	159.730	146.237	144.733
Gasoline stations.....	447100		05/19	124.455	134.092	141.951	129.934	128.597
Primary products.....		447100-P	05/19	125.186	135.356	143.576	130.988	129.631

See footnotes at end of table.

Table 11. Producer price indexes for net output of selected industries and their products, not seasonally adjusted — Continued
[February 2022]

Title ¹	Industry code	Product code	Index base	Unadjusted index ²				
				Oct. 2021	Nov. 2021 ^P	Dec. 2021 ^P	Jan. 2022 ^P	Feb. 2022 ^P
Gasoline stations - Continued								
Gasoline station services.....		447100-1	05/19	125.186	135.356	143.576	130.988	129.631
Retailing of automotive fuels and lubricants.....		447100-11	05/19	137.759	153.323	171.552	150.497	141.838
Retailing of all other goods, sales of prepared foods, and repair services.....		447100-12	12/12	117.490	120.235	113.666	113.053	122.925
Clothing and clothing accessories stores.....	448		12/03	149.540	153.367	147.964	133.277	138.994
Clothing stores.....	4481		12/03	143.869	149.908	142.798	123.059	130.852
Clothing stores.....	44810		12/03	143.869	149.908	142.798	123.059	130.852
Clothing stores.....	448100		05/15	116.095	120.968	115.231	99.302	105.591
Primary services.....		448100-P	05/15	116.095	120.968	115.231	99.302	105.591
Retailing of apparel.....		448100-1	05/15	116.004	121.789	116.569	100.602	108.189
Retailing of men's apparel.....		448100-11	05/15	120.869	124.055	123.440	121.258	124.695
Retailing of women's apparel.....		448100-12	05/15	112.583	118.454	111.756	93.486	102.398
Retailing of children's apparel.....		448100-13	05/15	128.302	139.207	132.737	100.720	109.533
Retailing of all other goods.....		448100-2	05/15	116.705	117.847	109.983	94.178	95.163
Shoe stores.....	4482		12/03	148.272	143.870	143.242	140.750	139.243
Shoe stores.....	44821		12/03	148.272	143.870	143.242	140.750	139.243
Shoe stores.....	448210		06/02	151.263	146.772	146.131	143.589	142.051
Primary services.....		448210-P	06/02	151.263	146.772	146.131	143.589	142.051
Shoe store services.....		448210-1	06/02	151.263	146.772	146.131	143.589	142.051
Jewelry, luggage and leather goods stores.....	4483		12/03	170.767	169.849	170.226	174.803	175.244
Jewelry stores.....	44831		12/03	173.795	172.861	173.245	177.903	178.352
Jewelry stores.....	448310		06/00	188.812	187.797	188.214	193.274	193.762
Primary services.....		448310-P	06/00	189.153	188.137	188.554	193.624	194.113
Jewelry store services.....		448310-1	06/00	189.153	188.137	188.554	193.624	194.113
Sporting goods, hobby, and book stores.....	451		12/03	130.895	131.434	126.550	130.128	128.140
Sporting goods and hobby stores.....	4511		12/03	132.735	133.278	129.646	131.209	128.164
Sporting goods stores.....	45111		12/03	170.621	171.540	165.422	168.048	162.907
Sporting goods stores.....	451110		06/00	178.011	178.969	172.586	175.326	169.962
Primary services.....		451110-P	06/00	179.303	180.268	173.839	176.598	171.196
Sporting goods store services.....		451110-1	06/00	179.303	180.268	173.839	176.598	171.196
Retailing of sporting goods.....		451110-11	12/13	124.304	124.201	120.216	123.904	121.219
Hobby, toy and game stores.....	45112		12/03	82.617	82.614	82.601	82.617	82.625
Hobby, toy, and game stores.....	451120		06/00	83.670	83.666	83.654	83.670	83.678
Primary services.....		451120-P	06/00	83.612	83.609	83.596	83.612	83.620
Hobby, toy, and game store services.....		451120-1	06/00	83.612	83.609	83.596	83.612	83.620
Retailing of hobby and craft goods, toys, and games (including video games) ..		451120-11	12/13	85.964	85.953	85.932	85.961	85.977
Retailing of all other goods.....		451120-12	12/13	69.528	69.531	69.529	69.529	69.529
Book, periodical and music stores.....	4512		12/03	132.383	132.946	121.887	135.072	137.832
Book stores and news dealers.....	45121		12/03	145.900	146.521	134.332	148.863	151.905
Book stores.....	451211		06/00	181.438	182.210	167.053	185.123	188.906
Primary services.....		451211-P	06/00	181.344	182.121	166.869	185.052	188.834
Book store services.....		451211-1	06/00	181.344	182.121	166.869	185.052	188.834
Retailing of books.....		451211-101	06/14	126.268	127.052	111.659	130.010	133.827
Retailing of all other goods.....		451211-102	06/14	111.644	111.644	111.644	111.644	111.644
General merchandise stores.....	452		12/03	134.674	136.164	136.462	140.073	144.453
Department stores.....	4522		12/03	139.858	139.019	138.030	142.784	150.059
Department stores.....	45221		12/03	139.858	139.019	138.030	142.784	150.059
Department stores.....	452210		12/17	118.490	117.779	116.941	120.968	127.132
Primary services.....		452210-P	12/17	120.038	119.317	118.469	122.549	128.793
Department store services.....		452210-1	12/17	120.038	119.317	118.469	122.549	128.793
Other general merchandise stores.....	4523		12/03	127.487	129.995	130.873	133.831	136.724
Other general merchandise stores.....	45231		12/03	127.518	130.027	130.905	133.864	136.758
Other general merchandise stores.....	452310		12/03	127.542	130.052	130.931	133.891	136.783
Primary services.....		452310-P	12/03	127.272	129.903	130.824	133.928	136.406
Other general merchandise store services.....		452310-1	12/03	127.272	129.903	130.824	133.928	136.406
Warehouse clubs and supercenters.....		452310-11	12/03	117.207	120.261	121.252	124.855	127.897
All other general merchandise stores.....		452310-12	12/03	141.121	141.139	141.505	141.521	140.780
Office supplies, stationery and gift stores.....	4532		12/03	162.747	162.319	159.932	166.731	166.672
Office supplies, stationery and gift stores.....	45320		12/03	162.747	162.319	159.932	166.731	166.672

See footnotes at end of table.

Table 11. Producer price indexes for net output of selected industries and their products, not seasonally adjusted — Continued
 [February 2022]

Title ¹	Industry code	Product code	Index base	Unadjusted index ²				
				Oct. 2021	Nov. 2021 ^P	Dec. 2021 ^P	Jan. 2022 ^P	Feb. 2022 ^P
Office supplies, stationery, and gift stores.....	453200		05/19	111.448	111.155	109.520	114.176	114.136
Primary services.....		453200-P	05/19	111.448	111.155	109.520	114.176	114.136
Office supplies, stationery, and gift store services.....		453200-1	05/19	111.448	111.155	109.520	114.176	114.136
Nonstore retailers.....	454		12/03	180.785	175.034	176.230	178.261	178.033
Electronic and mail-order shopping.....	454110		06/06	127.987	123.196	117.668	121.682	123.934
Primary services.....		454110-P	06/06	129.369	124.294	118.479	122.386	124.734
Electronic and mail-order shopping services.....		454110-1	06/06	129.369	124.294	118.479	122.386	124.734
Electronic and mail-order drugs, health aids, and cosmetics.....		454110-11	06/13	138.594	134.546	128.646	126.814	129.932
Electronic and mail-order apparel and footwear.....		454110-12	06/13	93.770	90.943	84.477	82.061	81.676
Electronic and mail-order electronic goods, including appliances.....		454110-13	06/13	108.094	97.440	102.253	113.552	116.192
Electronic and mail-order home furnishings, hardware, and related goods.....		454110-14	06/13	118.837	119.738	101.491	121.181	120.045
Electronic and mail-order services for all other goods.....		454110-15	06/13	129.653	124.146	117.444	120.795	124.101
Fuel dealers.....	45431		06/00	216.181	213.085	248.336	237.052	223.967
Fuel dealers.....	454310		06/00	216.175	213.079	248.329	237.045	223.960
Primary services.....		454310-P	06/00	225.582	222.351	259.135	247.360	233.705
Fuel dealer services.....		454310-1	06/00	225.582	222.351	259.135	247.360	233.705
Air transportation.....	481		12/92	210.712	220.712	229.391	217.607	218.081
Scheduled air transportation.....	4811		12/89	255.332	268.610	279.668	263.307	263.207
Scheduled air transportation.....	48111		12/89	255.332	268.610	279.668	263.307	263.207
Scheduled passenger air transportation.....	481111		12/89	256.859	270.593	282.192	264.779	264.615
Primary services.....		481111-P	12/89	280.493	295.491	308.157	289.142	288.963
Domestic.....		481111-1	12/89	293.664	311.612	318.965	298.498	299.744
Domestic first class, including business.....		481111-101	12/99	144.506	159.148	162.710	138.181	147.949
Domestic coach.....		481111-102	12/99	168.142	177.664	181.881	172.039	171.565
International.....		481111-2	12/89	216.402	222.019	247.455	234.265	230.328
International first class, including business.....		481111-201	09/18	78.917	88.508	90.859	84.822	93.007
International coach.....		481111-202	12/89	221.896	225.360	253.548	240.397	233.433
Scheduled freight air transportation.....	481112		12/03	172.332	177.304	179.695	178.830	179.482
Primary services.....		481112-P	12/87	194.797	197.884	201.600	201.043	195.742
Scheduled freight air transportation services.....		481112-1	12/87	204.483	207.832	211.865	211.261	205.508
Domestic scheduled freight air transportation services.....		481112-101	12/14	113.084	113.156	115.249	115.480	114.837
International scheduled freight air transportation services.....		481112-102	12/14	98.783	101.457	103.487	102.859	98.574
Scheduled mail air transportation services.....		481112-2	12/87	150.279	150.279	150.291	150.291	150.294
Nonscheduled air transportation.....	4812		12/96	181.654	183.503	187.799	189.799	194.145
Nonscheduled air transportation.....	48121		12/96	181.654	183.503	187.799	189.799	194.145
Nonscheduled air passenger chartering.....	481211		06/92	188.079	187.894	189.683	192.447	195.453
Primary services.....		481211-P	12/00	149.698	149.530	151.196	153.510	155.986
Domestic nonscheduled air passenger services.....		481211-1	06/08	107.246	107.098	108.567	109.732	111.320
International nonscheduled air passenger services.....		481211-2	06/08	104.159	104.159	104.159	107.839	110.345
Nonscheduled air freight chartering.....	481212		06/08	127.238	131.965	139.240	139.428	144.844
Primary services.....		481212-P	06/08	125.105	129.607	137.030	137.726	143.347
Domestic nonscheduled air freight services.....		481212-1	06/08	150.883	158.083	176.072	174.068	166.426
International nonscheduled air freight services.....		481212-2	06/08	92.619	95.733	100.108	100.975	106.927
Other receipts.....		481212-SM	06/08	152.444	160.864	164.452	155.018	155.880
Rail transportation.....	482		12/96	211.843	213.261	214.164	217.054	217.609
Rail transportation.....	4821		12/96	211.843	213.261	214.164	217.054	217.609
Rail transportation.....	48211		12/96	211.843	213.261	214.164	217.054	217.609
Line-haul railroads.....	482111		12/84	236.297	237.879	238.886	242.110	242.729
Primary services.....		482111-P	12/84	236.297	237.879	238.886	242.110	242.729
Freight rail transportation.....		482111-4	05/15	117.904	118.720	119.239	120.901	121.220
Carload freight rail transportation.....		482111-411	12/96	214.241	214.345	215.764	219.420	218.773
Intermodal freight rail transportation.....		482111-412	12/96	197.653	203.916	203.097	203.623	208.517
Passenger rail transportation.....		482111-5	12/96	177.978	177.978	177.978	177.978	177.978
Coach service class.....		482111-506	06/05	160.151	160.151	160.151	160.151	160.151
All other service classes.....		482111-507	06/05	155.643	155.643	155.643	155.643	155.643
Water transportation.....	483		12/03	158.526	158.257	161.340	163.502	166.015
Deep sea freight transportation.....	483111		06/88	356.860	353.440	365.693	369.291	373.661
Primary services.....		483111-P	06/88	364.565	361.071	373.589	377.263	381.728
Deep sea freight transportation services.....		483111-5	06/88	364.565	361.071	373.589	377.263	381.728
Coastal and Great Lakes freight transport.....	483113		12/03	172.080	173.886	173.707	177.854	180.503
Primary services.....		483113-P	12/03	167.535	169.324	168.839	172.561	175.036
Coastal and intercoastal freight transportation.....		483113-1	12/03	138.459	140.030	138.822	142.932	144.765

See footnotes at end of table.

Table 11. Producer price indexes for net output of selected industries and their products, not seasonally adjusted — Continued
[February 2022]

Title ¹	Industry code	Product code	Index base	Unadjusted index ²				
				Oct. 2021	Nov. 2021 ^P	Dec. 2021 ^P	Jan. 2022 ^P	Feb. 2022 ^P
Coastal and Great Lakes freight transport. - Continued								
Great Lakes - St. Lawrence Seaway freight transportation.....		483113-2	12/91	214.053	216.668	213.191	216.740	220.583
Coastal and intercoastal towing transportation.....		483113-3	12/03	241.829	243.752	248.749	249.967	254.117
Inland water transportation.....	4832		12/03	162.933	163.592	164.201	165.252	170.268
Inland water transportation.....	48321		12/03	162.936	163.595	164.204	165.255	170.272
Inland water freight transportation.....	483211		12/90	206.701	207.536	208.309	209.641	216.004
Primary services.....		483211-P	12/90	210.026	210.912	211.729	213.147	219.914
Inland water freight transportation services.....		483211-3	12/90	210.026	210.912	211.729	213.147	219.914
Truck transportation.....	484		12/03	171.823	177.002	179.478	182.038	184.987
General freight trucking.....	4841		12/03	182.934	190.003	193.055	195.726	199.396
General freight trucking, local.....	48411		12/03	169.175	171.227	171.211	173.566	175.073
General freight trucking, local.....	484110		12/03	169.190	171.242	171.227	173.582	175.090
Primary services.....		484110-P	06/93	186.789	188.217	188.199	191.156	191.643
General freight trucking services, local.....		484110-1	06/93	186.789	188.217	188.199	191.156	191.643
General freight trucking, local, truckload.....		484110-15	06/09	130.621	130.850	130.929	132.628	132.628
General freight trucking, local, less than truckload.....		484110-16	06/09	137.476	140.846	140.558	143.845	145.229
Other receipts.....		484110-SM	12/03	171.210	175.651	175.636	177.015	181.866
General freight trucking, long-distance.....	48412		12/03	186.146	194.376	198.143	200.877	205.047
General freight trucking, long-distance TL.....	484121		12/03	173.847	182.629	187.719	189.344	193.904
Primary services.....		484121-P	06/92	198.353	204.992	205.869	211.220	216.464
General freight trucking, long-distance, truckload.....		484121-2	06/92	198.353	204.992	205.869	211.220	216.464
General freight trucking, long-distance LTL.....	484122		12/03	211.703	217.984	217.853	223.566	226.415
Primary services.....		484122-P	06/92	356.931	367.521	367.300	376.932	381.735
General freight trucking, long-distance less than truckload.....		484122-1	06/92	356.931	367.521	367.300	376.932	381.735
Specialized freight trucking.....	4842		12/03	147.752	148.865	150.145	152.425	153.811
Used household and office goods moving.....	48421		12/03	153.632	153.728	155.098	155.349	155.988
Used household and office goods moving.....	484210		12/03	153.597	153.693	155.063	155.314	155.952
Primary services.....		484210-P	12/03	156.506	156.604	158.000	158.255	158.906
Used household and office goods moving, except local.....		484210-2	06/92	241.789	241.441	243.417	243.993	244.306
Residential moving services, except local.....		484210-21	09/15	130.676	130.173	131.078	131.487	130.969
Commercial and other goods moving services, except local.....		484210-22	09/15	109.426	110.101	111.429	111.429	113.391
Used household and office goods moving, local.....		484210-4	12/03	135.570	136.269	137.699	137.699	139.112
Residential moving services, local.....		484210-41	09/15	117.464	118.244	119.803	119.803	119.803
Commercial and other goods moving services, local.....		484210-42	09/15	109.663	109.717	109.933	109.933	114.681
Specialized freight (except used) trucking, local.....	48422		12/03	146.368	148.651	149.669	153.739	155.398
Specialized freight (except used goods) trucking, local.....	484220		12/03	146.376	148.659	149.678	153.747	155.406
Primary services.....		484220-P	06/93	178.525	181.297	182.326	187.423	189.581
Specialized freight (except used goods) trucking, local.....		484220-6	06/93	178.525	181.297	182.326	187.423	189.581
Local hazardous materials trucking (except waste).....		484220-601	06/13	122.574	122.574	122.574	128.195	129.203
Local agricultural products trucking without storage.....		484220-602	06/13	91.688	91.688	91.877	91.877	94.192
Dump trucking.....		484220-603	06/13	108.257	111.892	111.892	115.670	115.670
Local specialized trucking without storage.....		484220-604	06/13	108.332	109.195	111.558	114.297	114.297
Specialized freight (except used) trucking, long-distance.....	48423		12/03	146.435	146.814	148.309	149.654	151.064
Specialized freight (except used goods) trucking, long-distance.....	484230		12/03	146.440	146.820	148.315	149.660	151.070
Primary services.....		484230-P	06/01	143.082	143.463	144.995	146.203	147.660
Specialized freight (except used goods) trucking, long-distance.....		484230-6	06/01	143.082	143.463	144.995	146.203	147.660
Agricultural products trucking, long-distance.....		484230-602	06/13	118.989	118.324	120.549	121.015	125.151
All other specialized trucking, long-distance.....		484230-603	06/13	114.574	115.013	116.111	117.151	117.921
Other receipts.....		484230-SM	12/03	175.409	175.778	-	-	-
Pipeline transportation of crude oil.....	4861		12/03	260.689	260.689	260.689	258.956	258.956
Pipeline transportation of crude oil.....	48611		12/03	260.689	260.689	260.689	258.956	258.956
Pipeline transportation of crude oil.....	486110		06/86	288.908	288.908	288.908	286.988	286.988
Primary services.....		486110-P	06/86	289.804	289.804	289.804	287.815	287.815
Pipeline transportation of crude oil.....		486110-3	06/86	281.199	281.199	281.199	279.268	279.268
Trans-Alaskan Pipeline System transportation.....		486110-311	06/86	131.786	131.786	131.786	130.596	130.596
Pipeline transportation of crude petroleum, except on the Trans-Alaskan Pipeline System.....		486110-312	06/86	375.577	375.577	375.577	373.058	373.058
Other pipeline transportation.....	4869		12/03	190.793	190.793	190.793	191.593	191.593
Pipeline transportation of refined petroleum products.....	48691		12/03	190.793	190.793	190.793	191.593	191.593
Refined petroleum product pipeline transport.....	486910		06/86	218.345	218.345	218.345	219.260	219.260
Primary services.....		486910-P	06/86	218.706	218.706	218.706	219.623	219.623

See footnotes at end of table.

Table 11. Producer price indexes for net output of selected industries and their products, not seasonally adjusted — Continued
 [February 2022]

Title ¹	Industry code	Product code	Index base	Unadjusted index ²				
				Oct. 2021	Nov. 2021 ^P	Dec. 2021 ^P	Jan. 2022 ^P	Feb. 2022 ^P
Refined petroleum product pipeline transport. - Continued								
Pipeline transportation of refined petroleum products.....		486910-1	06/86	221.828	221.828	221.828	222.758	222.758
Transportation support activities.....	488		12/03	154.105	153.448	157.229	153.760	155.075
Air transportation support activities.....	4881		12/96	190.623	189.987	189.782	189.358	190.264
Airport operations.....	48811		12/03	147.638	146.511	146.468	144.831	144.925
Other airport operations.....	488119		12/03	147.661	146.534	146.492	144.855	144.948
Primary services.....		488119-P	06/92	204.474	202.913	202.854	200.587	200.717
Aeronautical services.....		488119-5	06/14	119.416	119.513	119.513	118.564	118.574
Landing fees.....		488119-501	06/14	115.594	115.579	115.578	115.764	115.811
Terminal rental.....		488119-502	06/14	120.737	121.095	121.095	125.816	125.816
Other aeronautical services.....		488119-503	06/14	120.515	120.515	120.515	115.898	115.898
Non-aeronautical services.....		488119-6	06/14	110.481	107.658	107.558	105.598	105.797
Airport parking.....		488119-601	06/14	116.575	119.852	119.852	121.110	121.578
Lease space for rental cars.....		488119-602	06/14	125.854	105.238	107.548	100.595	100.595
Lease space for concessions.....		488119-603	06/92	135.442	135.851	130.501	120.653	120.653
Other non-aeronautical services.....		488119-604	06/14	103.088	103.088	103.088	103.108	103.108
Other air transportation support activities.....	48819		12/03	155.292	155.765	155.418	157.113	158.802
Other support activities for air transport.....	488190		12/03	155.287	155.761	155.414	157.108	158.797
Primary services.....		488190-P	06/92	199.625	200.202	199.840	201.862	204.040
Other air transportation support activities.....		488190-5	06/07	138.583	138.984	138.732	140.136	141.648
Water transportation support activities.....	4883		12/03	153.459	153.181	153.605	154.393	154.860
Port and harbor operations.....	48831		12/03	175.786	174.312	175.338	179.735	179.932
Port and harbor operations.....	488310		12/03	175.808	174.333	175.360	179.757	179.954
Primary services.....		488310-P	12/03	178.368	176.868	177.912	182.386	182.579
Port and harbor services.....		488310-1	12/03	178.368	176.868	177.912	182.386	182.579
Other receipts.....		488310-SM	12/03	159.129	159.129	159.136	159.136	161.620
Marine cargo handling.....	48832		12/03	152.283	152.281	152.302	152.302	152.302
Marine cargo handling.....	488320		12/91	171.531	171.529	171.552	171.552	171.552
Primary services.....		488320-P	12/91	167.246	167.243	167.267	167.267	167.267
Movement of containers.....		488320-8	12/98	150.219	150.220	150.244	150.244	150.244
Other marine cargo handling.....		488320-9	12/98	156.244	156.219	156.219	156.219	156.219
Navigational services to shipping.....	48833		12/03	142.958	142.958	144.056	143.875	146.041
Navigational services to shipping.....	488330		12/92	187.549	187.549	188.990	188.752	191.594
Primary services.....		488330-P	12/92	190.906	190.906	192.268	192.019	195.000
Navigational services to shipping and salvage.....		488330-1	12/92	190.906	190.906	192.268	192.019	195.000
Freight transportation arrangement.....	4885		12/96	149.069	148.243	155.261	148.798	150.671
Freight transportation arrangement.....	48851		12/96	149.069	148.243	155.261	148.798	150.671
Freight transportation arrangement.....	488510		12/94	152.110	151.266	158.428	151.834	153.744
Primary services.....		488510-P	12/94	153.490	152.634	159.960	153.044	155.075
Freight forwarding.....		488510-1	12/94	104.207	105.434	106.606	106.296	104.625
Arrangement of freight and cargo n.e.c.....		488510-2	12/94	200.385	197.539	210.738	197.517	203.084
U.S. Postal Service.....	491		06/89	257.916	257.916	257.916	255.602	255.602
U.S. Postal Service.....	4911		06/89	257.916	257.916	257.916	255.602	255.602
U.S. Postal Service.....	49111		06/89	257.916	257.916	257.916	255.602	255.602
U.S. Postal Service.....	491110		06/89	257.916	257.916	257.916	255.602	255.602
Primary services.....		491110-P	06/89	257.916	257.916	257.916	255.602	255.602
Mailing services (market dominant services).....		491110-7	12/12	125.708	125.708	125.708	125.654	125.654
First class mail.....		491110-71	06/89	226.124	226.124	226.124	225.954	225.954
Retail letters.....		491110-711	12/12	128.395	128.395	128.395	128.395	128.395
Commercial letters.....		491110-712	12/12	121.209	121.209	121.209	121.209	121.209
Retail and commercial flats.....		491110-713	12/12	119.389	119.389	119.389	119.389	119.389
Other first class mail and fees.....		491110-714	12/12	143.985	143.985	143.985	142.942	142.942
Periodicals mail.....		491110-72	06/89	294.311	294.311	294.311	294.311	294.311
Outside county.....		491110-721	06/89	300.568	300.568	300.568	300.568	300.568
Other periodicals mail and fees.....		491110-722	12/12	117.865	117.865	117.865	117.865	117.865
Standard class mail.....		491110-73	06/89	283.443	283.443	283.443	283.443	283.443
High density and saturation flats and parcels.....		491110-731	12/12	111.482	111.482	111.482	111.482	111.482
Carrier route basic mail.....		491110-732	12/12	118.541	118.541	118.541	118.541	118.541
Bulk letters.....		491110-733	12/12	124.608	124.608	124.608	124.608	124.608
Bulk flats.....		491110-734	12/12	129.901	129.901	129.901	129.901	129.901
Other standard mail and fees.....		491110-735	12/12	144.959	144.959	144.959	144.959	144.959
Package services mail.....		491110-74	06/89	280.735	280.735	280.735	280.735	280.735

See footnotes at end of table.

Table 11. Producer price indexes for net output of selected industries and their products, not seasonally adjusted — Continued
[February 2022]

Title ¹	Industry code	Product code	Index base	Unadjusted index ²				
				Oct. 2021	Nov. 2021 ^P	Dec. 2021 ^P	Jan. 2022 ^P	Feb. 2022 ^P
U.S. Postal Service - Continued								
Special services and fees.....		491110-75	06/89	298.695	298.695	298.695	298.695	298.695
Shipping services (competitive services).....		491110-8	12/12	167.106	167.106	167.106	160.456	160.456
Domestic priority mail.....		491110-81	06/89	408.119	408.119	408.119	383.977	383.977
Other shipping services and shipping special services & fees.....		491110-82	12/12	184.121	184.121	184.121	180.514	180.514
Couriers and messengers.....	492		12/03	260.666	263.079	262.241	279.672	281.954
Couriers and express delivery services.....	4921		12/03	268.995	271.605	270.698	289.457	291.925
Couriers and express delivery services.....	49211		12/03	269.009	271.619	270.712	289.472	291.940
Couriers and express delivery services.....	492110		12/03	268.973	271.582	270.676	289.433	291.901
Primary services.....		492110-P	12/03	269.928	272.553	271.641	290.506	292.955
Standard courier services.....		492110-1	12/92	399.951	403.023	403.023	430.106	431.561
Expedited courier services.....		492110-2	12/87	399.539	405.194	400.921	430.724	439.055
Domestic expedited courier services.....		492110-201	12/98	359.815	364.890	361.081	391.867	399.450
International expedited courier services.....		492110-202	12/98	321.719	326.313	322.785	337.924	344.453
Local messengers and local delivery.....	4922		12/03	151.380	151.379	151.379	152.461	152.461
Local messengers and local delivery.....	49221		12/03	151.069	151.068	151.068	152.148	152.148
Local messengers and local delivery.....	492210		12/03	151.043	151.042	151.042	152.122	152.122
Primary services.....		492210-P	12/92	194.864	194.862	194.862	196.256	196.256
Local messengers and local delivery services.....		492210-1	12/92	194.864	194.862	194.862	196.256	196.256
Warehousing and storage.....	493		12/06	121.009	119.271	122.188	130.779	125.442
Warehousing and storage.....	4931		12/06	120.968	119.231	122.147	130.735	125.400
General warehousing and storage.....	49311		12/03	123.535	120.432	124.439	134.927	127.396
General warehousing and storage.....	493110		12/03	123.609	120.505	124.514	135.008	127.472
Primary services.....		493110-P	06/93	135.361	131.961	136.352	147.844	139.591
General warehousing and storage services.....		493110-1	06/93	135.361	131.961	136.352	147.844	139.591
Refrigerated warehousing and storage.....	49312		12/03	133.484	137.450	136.412	139.511	142.316
Refrigerated warehousing and storage.....	493120		12/91	146.693	151.051	149.911	153.316	156.398
Primary services.....		493120-P	12/91	146.947	151.313	150.171	153.581	156.669
Warehousing and storage of refrigerated goods.....		493120-2	12/91	147.115	151.486	150.342	153.757	156.848
Farm product warehousing and storage.....	49313		12/03	129.647	129.631	129.690	129.778	129.855
Farm product warehousing and storage.....	493130		12/92	150.740	150.721	150.790	150.891	150.981
Primary services.....		493130-P	12/92	149.311	149.311	149.311	149.311	149.311
Farm product warehousing and storage services.....		493130-1	12/92	149.311	149.311	149.311	149.311	149.311
Publishing industries, except Internet.....	511		12/03	119.476	119.537	118.862	120.583	118.976
Newspaper, book, and directory publishers.....	5111		12/03	139.261	139.801	140.214	142.609	141.954
Newspaper publishers.....	51111		12/79	556.233	558.393	560.956	569.869	549.559
Newspaper publishers.....	511110		12/79	557.833	559.999	562.570	571.509	551.140
Primary services.....		511110-P	12/79	572.333	574.555	577.193	586.364	565.466
Newspaper advertising sales.....		511110-5	09/15	90.327	90.327	90.519	91.983	87.355
Newspaper advertising sales, print only.....		511110-51	09/15	89.430	89.479	88.812	90.587	85.182
Newspaper advertising sales, digital only and print and digital bundled.....		511110-52	09/15	96.072	95.798	100.822	100.548	100.251
Newspaper subscription and single copy sales.....		511110-6	09/15	160.113	161.534	162.783	165.312	162.497
Newspaper subscriptions, print only.....		511110-61	09/15	158.956	160.405	161.711	163.278	160.116
Newspaper subscriptions, online only and print and online bundled.....		511110-62	09/15	172.004	173.143	173.812	186.072	186.764
Periodical publishers.....	51112		12/79	441.652	442.454	441.317	453.126	454.724
Periodical publishers.....	511120		12/79	441.630	442.433	441.299	453.085	454.680
Primary services.....		511120-P	12/79	454.733	455.742	455.742	460.301	460.414
Periodicals, advertising sales.....		511120-2	12/14	101.908	102.259	102.259	103.846	103.846
Specialized business and professional periodicals, advertising sales.....		511120-21	12/79	449.774	449.774	449.774	466.031	466.031
General and consumer periodicals, advertising sales.....		511120-22	12/79	636.347	638.862	638.862	646.840	646.840
Periodicals, subscriptions and single copy sales.....		511120-5	12/14	112.348	112.348	112.348	112.348	112.427
Specialized business and professional periodicals, subscriptions and single copy sales.....		511120-51	12/79	572.004	572.004	572.004	572.004	573.536
General and consumer periodicals, subscriptions and single copy sales.....		511120-52	12/06	111.881	111.881	111.881	111.881	111.881
Book publishers.....	51113		12/84	351.667	353.344	357.492	360.316	367.752
Book publishers.....	511130		12/80	478.879	481.164	486.816	490.663	500.794
Primary services.....		511130-P	12/80	485.012	487.455	493.499	497.613	508.445
Print book publishing.....		511130-F	09/15	117.560	117.842	119.044	119.991	123.139
General adult and juvenile book publishing.....		511130-F1	06/09	105.035	105.441	106.090	105.827	104.290
General adult book publishing.....		511130-F11	06/09	108.545	109.317	110.824	110.501	107.926
Juvenile book publishing.....		511130-F12	06/09	95.317	94.785	93.231	93.127	94.256

See footnotes at end of table.

Table 11. Producer price indexes for net output of selected industries and their products, not seasonally adjusted — Continued
[February 2022]

Title ¹	Industry code	Product code	Index base	Unadjusted index ²				
				Oct. 2021	Nov. 2021 ^P	Dec. 2021 ^P	Jan. 2022 ^P	Feb. 2022 ^P
Book publishers - Continued								
Textbook publishing, including teachers' editions and workbooks.....		511130-F2	12/80	826.751	831.691	824.035	823.041	876.432
College textbook publishing.....		511130-F21	12/80	927.371	912.847	886.550	883.136	952.751
Elementary and high school textbook publishing.....		511130-F22	12/02	179.284	182.236	182.236	182.236	192.902
Technical, scientific, and professional book publishing.....		511130-F3	12/80	752.456	752.415	776.770	796.500	809.234
General reference book publishing.....		511130-F4	12/80	215.042	224.211	224.211	206.261	208.059
Religious book publishing.....		511130-F5	12/80	230.322	225.536	222.571	224.644	232.721
Digital book publishing.....		511130-G	09/15	103.106	104.964	107.384	108.474	108.525
Ebook publishing.....		511130-G1	09/15	103.373	106.774	110.451	109.599	108.683
Other digital book publishing.....		511130-G2	09/15	102.592	101.484	101.484	106.309	108.222
Other receipts.....		511130-SM	12/80	398.155	398.155	398.155	398.155	398.155
Directory and mailing list publishers.....	51114		12/03	118.275	118.529	117.082	120.516	119.889
Directory and mailing list publishers.....	511140		12/03	118.262	118.517	117.070	120.504	119.876
Primary services.....		511140-P	12/03	116.701	116.961	115.484	118.788	118.148
Directory and mailing list publishing - advertising sales incl. telephone directory listings.....		511140-1	09/84	267.712	267.712	267.712	267.716	267.716
Directory and mailing list publishing - subscription, content, and licensing sales. ...		511140-5	01/08	131.517	132.961	124.742	143.122	139.557
Other publishers.....	51119		12/03	113.463	115.074	115.065	115.244	115.422
Greeting card publishers.....	511191		12/85	199.807	203.448	203.426	203.268	203.703
Primary services.....		511191-P	12/85	217.671	221.968	221.970	221.737	222.251
Greeting card publishing.....		511191-3	12/85	219.874	224.214	224.216	223.980	224.500
Other receipts.....		511191-SM	12/85	169.216	169.298	169.042	169.472	-
All other publishers.....	511199		12/03	123.916	124.372	124.372	125.334	125.334
Primary services.....		511199-P	12/03	125.129	125.612	125.612	126.630	126.630
All other publishing including yearbooks, art prints, patterns, and trading cards. ...		511199-6	12/03	125.129	125.612	125.612	126.630	126.630
Software publishers.....	5112		12/03	93.238	93.078	92.018	93.193	91.399
Software publishers.....	51121		12/03	93.238	93.078	92.018	93.193	91.399
Software publishers.....	511210		12/97	88.129	87.977	86.980	88.090	86.392
Primary services.....		511210-P	12/97	91.131	90.905	91.094	91.934	89.718
Software publishing, except games.....		511210-5	06/06	100.331	99.816	100.111	100.094	97.547
Application software publishing.....		511210-502	12/97	109.493	108.704	108.792	108.122	102.411
Desktop and portable device application software publishing.....		511210-50201	06/06	101.699	99.541	99.709	98.427	98.568
Other application software publishing.....		511210-50202	06/06	125.984	126.484	126.500	126.380	114.426
Software maintenance, technical support, and other services related to software publishing.....		511210-504	12/97	161.737	161.737	161.737	162.748	162.841
Game software publishing.....		511210-7	12/13	67.728	71.698	70.489	85.773	-
Broadcasting, except Internet.....	515		12/03	128.750	132.856	133.689	132.449	131.986
Radio and television broadcasting.....	5151		06/01	99.685	103.250	103.818	99.096	98.280
Radio broadcasting.....	51511		12/03	100.612	106.215	104.352	95.085	100.841
Radio broadcasting.....	515110		06/88	181.742	191.849	188.489	171.772	182.156
Primary services.....		515110-P	06/88	182.571	193.756	189.996	171.461	182.922
Radio station services.....		515110-1	06/88	193.625	209.451	204.131	177.905	194.121
Radio station advertising sales.....		515110-101	06/88	186.697	204.630	198.602	168.884	187.259
Radio station advertising sales, local.....		515110-10101	12/95	138.592	152.607	144.722	125.167	140.429
Radio station advertising sales, national and regional.....		515110-10102	12/95	128.290	138.656	144.018	116.612	124.719
Other radio station services.....		515110-102	12/03	141.978	141.978	141.978	141.978	141.978
Radio network and national syndication services.....		515110-2	12/95	117.746	117.746	117.746	117.746	117.746
Other receipts.....		515110-SM	12/03	133.785	133.567	133.944	134.578	134.578
Television broadcasting.....	51512		12/03	93.733	96.476	97.845	94.950	91.477
Television broadcasting.....	515120		06/01	94.520	97.288	98.666	95.744	92.235
Primary services.....		515120-P	06/01	84.075	86.699	87.496	84.811	81.134
Television advertising sales.....		515120-3	06/08	89.041	92.427	93.455	89.991	85.245
Other television broadcasting services.....		515120-4	06/08	117.939	117.939	117.939	117.939	117.939
Other receipts.....		515120-SM	06/01	107.059	107.964	112.737	111.061	112.907
Cable and other subscription programming.....	5152		12/03	150.359	154.893	155.906	157.166	156.944
Cable and other subscription programming.....	51521		12/03	152.949	157.561	158.590	159.872	159.647
Cable and other subscription programming.....	515210		12/03	150.429	154.965	155.978	157.238	157.017
Primary services.....		515210-P	12/03	157.159	161.898	162.956	164.274	164.042
Cable network advertising services.....		515210-1	06/93	199.210	219.502	224.033	215.225	214.232
Cable network programming services.....		515210-2	06/93	263.874	263.874	263.874	271.922	271.922
Telecommunications.....	517		12/03	102.535	102.138	102.367	102.749	102.957
Wired and wireless telecommunications carriers.....	5173		12/17	105.034	104.625	104.861	105.256	105.470

See footnotes at end of table.

Table 11. Producer price indexes for net output of selected industries and their products, not seasonally adjusted — Continued
 [February 2022]

Title ¹	Industry code	Product code	Index base	Unadjusted index ²				
				Oct. 2021	Nov. 2021 ^P	Dec. 2021 ^P	Jan. 2022 ^P	Feb. 2022 ^P
Wired and wireless telecommunications carriers.....	51731		12/17	105.034	104.625	104.861	105.256	105.470
Wired telecommunications carriers.....	517311		12/03	127.147	126.481	126.903	127.633	128.034
Primary products.....		517311-P	12/03	126.972	126.307	126.729	127.458	127.859
Local telephone service, except private lines.....		517311-1	12/03	145.034	145.030	145.030	145.180	145.180
Residence local telephone service.....		517311-111	12/03	159.187	159.187	159.187	159.187	159.187
Business and other local telephone service.....		517311-112	12/03	127.541	127.534	127.534	127.883	127.883
Public switched toll service.....		517311-2	12/03	125.587	126.936	127.104	128.446	128.446
Residence switched toll service.....		517311-21	12/03	183.505	185.864	184.942	186.867	186.867
Business switched toll and other toll service.....		517311-22	12/03	63.867	64.353	65.040	65.741	65.741
Private line telephone service.....		517311-3	12/03	94.669	94.669	94.669	94.669	94.669
All-distance telephone service.....		517311-4	12/11	138.013	138.010	138.010	137.949	137.949
Video programming distribution.....		517311-5	12/03	160.413	160.413	160.413	163.886	166.583
Video programming subscriber services.....		517311-501	06/93	226.228	226.228	226.228	231.492	235.579
Advertising services.....		517311-502	06/93	128.596	128.596	128.596	128.596	128.596
Internet access services.....		517311-6	06/04	60.494	60.494	60.562	60.573	60.585
Residential Internet access services.....		517311-601	12/11	89.229	89.229	89.439	89.473	89.509
Business Internet access services.....		517311-602	12/11	98.314	98.314	98.314	98.314	98.314
Bundled access services.....		517311-7	12/11	119.393	117.645	118.580	118.822	118.822
Other wired telecommunications services.....		517311-9	12/03	105.104	105.104	105.104	105.104	105.104
Wireless telecommunications carriers.....	517312		06/99	43.326	43.271	43.278	43.273	43.265
Primary services.....		517312-P	06/99	42.821	42.767	42.773	42.768	42.761
Wireless telecommunications services.....		517312-1	06/99	42.821	42.767	42.773	42.768	42.761
Data processing and related services.....	5182		12/03	111.779	111.773	111.745	110.736	111.231
Data processing and related services.....	51821		12/03	111.779	111.773	111.745	110.736	111.231
Data processing, hosting and related services.....	518210		12/00	115.381	115.375	115.346	114.305	114.816
Primary services.....		518210-P	12/00	111.553	111.544	111.505	110.110	110.795
Business process management services.....		518210-1	12/00	104.238	104.238	104.333	104.322	104.322
Data management, information transformation, and related services.....		518210-4	12/00	105.358	105.358	105.358	105.358	105.358
Hosting, ASP, and other IT infrastructure provisioning services.....		518210-5	12/06	113.366	113.350	113.239	110.677	111.937
Other receipts.....		518210-SM	12/00	128.221	128.221	128.221	128.221	128.221
Internet publishing and web search portals.....	519130		12/09	90.264	90.551	90.865	90.523	90.020
Primary services.....		519130-P	12/09	89.059	89.392	89.748	90.282	89.712
Internet publishing and web search portals - advertising sales.....		519130-1	12/09	67.085	67.545	68.063	68.996	67.962
Internet publishing and web search portals - subscription, content access, and licensing sales.....		519130-2	12/09	126.724	126.856	126.950	126.835	127.019
Depository credit intermediation.....	5221		12/03	100.597	102.451	100.944	102.948	100.943
Commercial banking.....	52211		12/03	101.913	103.969	102.106	104.271	102.187
Commercial banking.....	522110		12/03	101.913	103.969	102.106	104.271	102.187
Primary services.....		522110-P	12/03	101.913	103.969	102.106	104.271	102.187
Loan services.....		522110-1	12/03	145.700	150.549	149.630	153.606	148.981
Residential real estate loans, except home equity.....		522110-101	12/03	93.461	97.131	98.545	98.191	93.690
Nonresidential real estate loans.....		522110-102	12/03	256.934	267.159	261.460	278.029	272.873
Home equity loans.....		522110-103	12/03	177.587	178.197	176.969	178.216	182.480
Commercial, industrial, and agricultural loans, except real estate.....		522110-105	12/03	115.071	120.679	120.513	122.457	113.311
New and used auto and truck loans.....		522110-106	12/03	92.126	96.641	91.952	95.734	96.283
Credit cards, overdraft credit, and related plans.....		522110-107	12/03	151.406	154.533	150.332	154.638	154.917
Other loan services.....		522110-108	12/03	101.076	100.956	101.088	104.812	103.931
Deposit services.....		522110-2	12/03	59.421	59.531	56.836	57.606	57.351
Demand deposits.....		522110-201	12/11	85.237	86.233	80.354	82.274	81.530
Time and other deposits.....		522110-202	12/11	133.065	132.251	128.760	129.454	129.361
Trust services.....		522110-3	12/03	111.986	107.873	107.873	107.961	109.745
Other banking services.....		522110-4	12/03	103.448	103.768	103.452	103.892	104.504
Savings institutions.....	52212		12/03	93.242	92.738	95.530	95.710	94.509
Savings institutions.....	522120		12/03	93.243	92.738	95.531	95.711	94.510
Primary services.....		522120-P	12/03	93.393	92.888	95.685	95.865	94.662
Loan services.....		522120-1	12/03	99.882	99.222	100.343	99.876	96.004
Residential real estate loans, except home equity.....		522120-101	12/03	89.493	86.400	88.638	86.681	82.020
Nonresidential real estate loans.....		522120-102	12/03	151.277	155.256	153.310	155.081	155.497
Home equity loans.....		522120-103	12/03	190.142	202.963	208.809	212.905	207.073
Commercial, industrial, and agricultural loans, except real estate.....		522120-105	12/03	149.295	162.094	157.153	156.754	152.419
New and used auto and truck loans.....		522120-106	12/03	82.256	90.631	84.792	87.584	88.266
Credit cards, overdraft credit, and related plans.....		522120-109	12/11	105.060	103.126	100.860	103.252	102.383
Other loan services.....		522120-111	12/03	81.327	82.795	84.488	87.893	82.120
Deposit services.....		522120-2	12/03	97.094	96.746	102.758	103.982	106.823
Demand deposits.....		522120-201	12/11	87.063	85.591	86.538	86.704	86.770

See footnotes at end of table.

Table 11. Producer price indexes for net output of selected industries and their products, not seasonally adjusted — Continued
[February 2022]

Title ¹	Industry code	Product code	Index base	Unadjusted index ²				
				Oct. 2021	Nov. 2021 ^P	Dec. 2021 ^P	Jan. 2022 ^P	Feb. 2022 ^P
Savings institutions - Continued								
Time and other deposits.....		522120-202	12/11	135.054	135.001	145.021	147.070	151.947
Trusts and other banking services.....		522120-3	12/03	152.640	152.640	153.032	154.912	157.589
Security, commodity contracts and like activity.....	523		12/03	225.933	234.236	233.580	235.450	230.789
Securities and commodity contracts intermediation and brokerage.....	5231		06/00	134.027	141.162	141.276	138.976	143.316
Investment banking and securities dealing.....	52311		12/03	272.444	291.264	293.395	292.024	307.269
Investment banking and securities dealing.....	523110		12/03	270.573	289.263	291.379	290.017	305.158
Primary services.....		523110-P	12/03	288.192	308.099	310.353	308.903	325.029
Dealer transactions.....		523110-2	06/00	125.872	153.974	152.220	149.830	171.813
Dealer transactions, equity securities.....		523110-201	06/05	153.471	196.312	194.237	191.912	224.953
Dealer transactions, debt securities and all other trading.....		523110-202	06/00	115.395	123.038	121.296	117.859	124.833
Investment banking services.....		523110-3	06/00	278.211	278.090	283.238	283.577	284.136
Other securities dealing services.....		523110-4	12/03	35.733	39.273	37.103	36.941	40.921
Securities brokerage.....	52312		12/03	80.805	82.780	81.825	78.656	77.810
Securities brokerage.....	523120		12/03	80.764	82.737	81.783	78.615	77.770
Primary services.....		523120-P	12/03	80.195	82.154	81.206	78.061	77.222
Brokerage services.....		523120-1	06/00	55.415	58.340	57.831	56.531	57.370
Brokerage services, equities and ETFs.....		523120-101	06/00	47.559	51.571	50.821	49.057	50.212
Brokerage services, all other securities.....		523120-102	06/00	74.542	74.579	74.711	74.642	74.642
Other securities related services including margin lending and mutual fund sales.....		523120-4	06/00	96.433	97.231	95.946	91.298	88.881
Portfolio management.....	52392		12/03	323.393	331.757	330.711	336.777	322.579
Portfolio management.....	523920		06/02	319.226	327.483	326.449	332.437	318.423
Primary services.....		523920-P	06/02	336.938	345.652	344.562	350.882	336.090
Mutual fund and exchange traded fund management.....		523920-1	06/02	442.295	463.645	462.619	468.311	430.197
Management of equity funds.....		523920-101	01/17	233.942	251.622	250.912	254.783	224.307
Management of bond funds.....		523920-102	01/17	116.318	116.185	116.014	116.387	115.101
Management of other funds.....		523920-103	01/17	100.494	100.587	100.526	101.491	101.007
Private portfolio management.....		523920-2	06/02	284.006	286.009	284.871	291.602	289.211
Management of equity private portfolios.....		523920-201	01/17	150.929	152.743	151.676	159.659	157.388
Management of bond private portfolios.....		523920-202	01/17	103.164	103.115	103.064	103.553	103.243
Management of other private portfolios.....		523920-203	01/17	122.763	123.163	123.061	120.890	120.907
Investment advice.....	52393		12/03	245.981	258.685	255.024	262.300	248.552
Investment advice.....	523930		12/03	245.922	258.623	254.963	262.237	248.492
Primary services.....		523930-P	06/02	250.924	263.884	260.149	267.572	253.547
Investment advisory services.....		523930-1	06/02	250.924	263.884	260.149	267.572	253.547
Insurance carriers and related activities.....	524		12/03	143.612	143.612	143.733	144.461	144.668
Insurance carriers.....	5241		12/03	144.128	144.127	144.252	145.002	145.215
Direct life/health/medical insurance carriers.....	52411		12/03	149.635	149.613	149.613	150.767	150.814
Direct life insurance carriers.....	524113		12/98	116.574	116.441	116.464	117.368	117.367
Primary services.....		524113-P	12/98	116.362	116.229	116.252	117.155	117.154
Life insurance policies.....		524113-1	12/98	109.752	109.551	109.590	110.915	110.915
Individual life insurance policies.....		524113-101	12/98	116.960	117.274	117.326	119.158	119.159
Term life insurance policies.....		524113-10101	12/98	113.251	113.165	113.168	113.621	113.621
Whole life insurance policies.....		524113-10102	12/98	120.369	121.147	121.267	124.776	124.776
Universal life insurance policies.....		524113-10103	12/98	115.921	115.917	115.915	116.718	116.718
Variable-universal and other individual life insurance policies.....		524113-10105	12/17	102.719	102.719	102.719	102.719	102.719
Group life insurance policies.....		524113-102	12/98	92.273	90.509	90.509	90.356	90.356
Annuities.....		524113-2	12/98	152.903	153.005	152.970	152.494	152.488
Variable deferred annuities.....		524113-201	12/98	187.922	187.922	187.922	187.922	187.922
Fixed-rate deferred annuities.....		524113-202	12/98	116.503	116.485	116.485	115.135	115.119
Immediate annuities.....		524113-203	12/98	146.599	147.843	147.445	147.825	147.825
Disability insurance policies.....		524113-3	06/06	103.115	103.115	103.115	102.980	102.980
Direct health and medical insurance carriers.....	524114		12/02	190.567	190.608	190.594	192.062	192.143
Primary services.....		524114-P	12/02	193.381	193.423	193.409	194.931	195.015
Medical service plans.....		524114-1	12/02	202.037	202.082	202.065	203.700	203.790
Comprehensive medical service plans.....		524114-101	12/02	205.447	205.495	205.470	207.267	207.392
Group managed care medical service plans.....		524114-10101	12/02	205.200	205.275	205.235	207.296	207.493
Group fee-for-service medical service plans.....		524114-10102	12/02	184.644	184.644	184.644	184.644	184.644
Individual comprehensive medical service plans.....		524114-10103	12/02	309.415	309.415	309.415	311.601	311.601
Non-comprehensive medical service plans.....		524114-103	06/07	126.840	126.857	126.877	127.392	127.318
Dental service plans.....		524114-10301	12/02	135.243	135.283	135.330	135.376	135.203
Supplemental Medicare service plans.....		524114-10302	12/02	156.256	156.256	156.256	158.175	158.175
Other medical service plans.....		524114-10303	12/02	168.556	168.556	168.556	168.613	168.613

See footnotes at end of table.

Table 11. Producer price indexes for net output of selected industries and their products, not seasonally adjusted — Continued
[February 2022]

Title ¹	Industry code	Product code	Index base	Unadjusted index ²				
				Oct. 2021	Nov. 2021 ^P	Dec. 2021 ^P	Jan. 2022 ^P	Feb. 2022 ^P
Direct health and medical insurance carriers - Continued								
Indemnity health insurance plans.....		524114-2	12/02	113.945	113.968	113.995	114.027	114.027
Other direct insurance carriers.....	52412		12/98	156.500	156.543	156.966	156.948	157.566
Direct property and casualty insurers.....	524126		06/98	156.614	156.658	157.081	157.064	157.681
Primary services.....		524126-P	06/98	156.748	156.791	157.215	157.197	157.815
Private passenger auto insurance.....		524126-1	06/98	184.365	184.384	185.108	184.880	186.043
Homeowner's insurance.....		524126-2	06/98	216.480	216.409	216.496	216.180	216.515
Commercial auto insurance.....		524126-3	06/98	128.960	128.454	127.930	126.898	126.850
Non-auto liability insurance.....		524126-4	06/98	123.553	123.449	123.291	124.257	124.337
Medical malpractice insurance.....		524126-402	06/98	115.709	115.709	115.709	119.727	119.727
Product and other non-auto liability insurance.....		524126-403	06/98	125.075	124.946	124.753	125.004	125.102
Commercial multiple peril insurance.....		524126-5	06/98	134.244	135.252	137.484	139.537	139.929
Worker's compensation insurance.....		524126-6	06/98	90.001	89.876	89.876	88.352	88.352
Other property and casualty insurance.....		524126-7	12/03	117.032	117.134	117.173	117.519	118.113
Insurance agencies and brokerages.....	52421		12/03	113.209	113.227	113.236	113.267	113.267
Insurance agencies and brokerages.....	524210		12/02	117.216	117.234	117.243	117.276	117.276
Primary services.....		524210-P	12/02	117.960	117.979	117.989	118.023	118.023
Sale of property and casualty insurance.....		524210-1	12/02	119.130	119.135	119.152	119.178	119.178
Sale of personal property and casualty insurance.....		524210-101	06/09	115.199	115.209	115.243	115.245	115.245
Sale of private passenger auto insurance.....		524210-10101	12/02	118.318	118.318	118.369	118.351	118.351
Sale of homeowner's insurance.....		524210-10102	12/02	125.740	125.740	125.740	125.798	125.798
Sale of other personal property and casualty insurance.....		524210-10103	06/09	101.601	101.730	101.730	101.730	101.730
Sale of commercial property and casualty insurance.....		524210-102	12/02	120.488	120.488	120.488	120.537	120.537
Sale of life insurance and annuities.....		524210-2	12/02	106.082	106.201	106.201	106.201	106.201
Sale of health and medical insurance.....		524210-3	12/02	133.079	133.079	133.079	133.079	133.079
Sale of other insurance.....		524210-4	12/02	103.107	103.107	103.107	103.231	103.231
Lessors of nonresidential buildings (except miniwarehouses).....	53112		12/03	132.399	132.923	133.865	135.715	131.601
Lessors of nonresidential buildings.....	531120		12/95	154.897	155.510	156.611	158.776	153.963
Primary services.....		531120-P	12/95	150.520	151.115	152.186	154.289	149.613
Leasing of shopping centers and retail stores.....		531120-1	12/95	134.934	133.100	137.755	142.008	132.012
Leasing of professional and office buildings.....		531120-2	12/95	165.996	168.132	168.450	167.675	165.902
Leasing of manufacturing and industrial buildings.....		531120-3	12/95	132.903	132.937	133.528	134.505	134.848
Leasing of other nonresidential buildings and facilities.....		531120-7	12/02	148.975	154.164	141.298	149.945	150.122
Lessors of miniwarehouse and self storage units.....	53113		12/03	167.159	167.700	169.701	170.079	171.961
Miniwarehouse and self-storage unit operators.....	531130		12/03	167.149	167.691	169.692	170.069	171.950
Primary services.....		531130-P	06/93	254.006	254.829	257.870	258.443	261.302
Miniwarehouse and self-storage unit operation.....		531130-1	06/93	254.006	254.829	257.870	258.443	261.302
Offices of real estate agents and brokers.....	5312		12/03	172.635	173.093	173.544	175.110	176.433
Offices of real estate agents and brokers.....	53121		12/03	172.635	173.093	173.544	175.110	176.433
Offices of real estate agents and brokers.....	531210		12/03	172.523	172.981	173.431	174.997	176.318
Primary services.....		531210-P	12/03	172.544	173.003	173.453	175.018	176.340
Real estate brokerage, residential property sales and leases.....		531210-1	12/95	236.818	237.515	237.893	239.750	242.140
Real estate brokerage, nonresidential property sales and leases including land sales and leases.....		531210-6	12/06	139.241	139.433	140.423	142.446	142.012
Real estate brokerage, nonresidential property sales including land sales.....		531210-601	12/09	153.412	153.843	155.942	159.673	158.673
Real estate brokerage, nonresidential property leases including land leases.....		531210-602	12/09	127.627	127.606	127.602	128.098	128.171
Real estate property managers.....	53131		12/03	122.183	122.446	123.162	123.627	125.389
Residential property managers.....	531311		12/03	135.993	136.289	137.316	137.381	138.720
Primary services.....		531311-P	12/03	137.995	138.296	139.338	139.404	140.763
Residential property management services.....		531311-1	12/95	144.148	144.461	145.550	145.619	147.039
Nonresidential property managers.....	531312		12/03	99.433	99.643	99.820	100.995	103.527
Primary services.....		531312-P	12/03	99.433	99.643	99.820	100.995	103.527
Nonresidential property management services.....		531312-1	12/95	110.401	110.634	110.831	112.135	114.947
Offices of real estate appraisers.....	531320		12/03	108.102	109.100	110.665	113.385	115.534
Primary services.....		531320-P	12/03	109.790	110.803	112.392	115.155	117.338
Real estate appraisal services.....		531320-1	12/95	117.347	118.430	120.129	123.081	125.414
Automotive equipment rental and leasing.....	5321		06/01	156.753	154.496	152.038	145.284	146.884
Passenger car rental and leasing.....	53211		12/03	145.322	142.195	138.932	130.389	132.108
Passenger car rental.....	532111		12/91	213.300	208.710	203.921	191.381	193.904
Primary services.....		532111-P	12/91	212.208	207.642	202.877	190.401	192.912
Standard passenger car rental.....		532111-2	12/91	207.663	201.625	195.652	179.528	182.415
Passenger car rental for business travel.....		532111-211	12/98	94.452	91.586	90.305	86.389	88.081
Passenger car rental for leisure travel.....		532111-221	12/98	217.206	210.992	203.547	183.832	186.537

See footnotes at end of table.

Table 11. Producer price indexes for net output of selected industries and their products, not seasonally adjusted — Continued
 [February 2022]

Title ¹	Industry code	Product code	Index base	Unadjusted index ²				
				Oct. 2021	Nov. 2021 ^P	Dec. 2021 ^P	Jan. 2022 ^P	Feb. 2022 ^P
Passenger car rental - Continued								
Replacement passenger car rental		532111-3	12/91	254.705	255.691	255.370	256.528	257.766
Truck, utility trailer and RV rental and leasing	53212		12/03	136.595	136.883	136.886	135.975	136.854
Truck, utility trailer, and RV rental and leasing	532120		06/91	156.817	157.146	157.149	156.107	157.125
Primary services		532120-P	06/91	152.802	153.206	153.216	152.047	152.714
Rental of trucks, truck trailers, RVs		532120-1	06/91	163.673	164.264	163.710	162.764	163.445
Leasing of trucks, truck trailers, and RVs		532120-4	06/91	138.620	138.892	139.238	137.996	138.620
Other receipts		532120-SM	06/91	176.146	175.956	175.918	175.771	179.097
Other heavy machinery rental and leasing	532412		12/03	122.168	122.623	122.990	123.447	124.058
Primary services		532412-P	12/03	110.948	111.682	111.613	111.359	111.779
Construction equipment rental and leasing		532412-1	12/03	118.545	119.681	119.573	119.181	119.831
Oilfield and well drilling equipment rental and leasing		532412-2	12/03	94.347	94.347	94.347	94.347	94.347
Other receipts		532412-SM	12/03	170.866	170.866	172.175	174.138	175.260
Legal services	5411		12/96	245.326	245.074	245.279	251.214	254.066
Offices of lawyers	54111		12/96	245.326	245.074	245.279	251.214	254.066
Offices of lawyers	541110		12/96	245.326	245.074	245.279	251.214	254.066
Primary services		541110-P	12/96	244.575	244.324	244.528	250.444	253.288
Labor and employment legal services		541110-A	12/14	115.391	113.863	114.704	116.237	117.592
Criminal legal services		541110-B	12/14	100.346	100.346	100.346	100.847	100.847
Other legal services		541110-C	12/14	111.389	111.389	111.389	111.051	111.051
Real estate legal services		541110-2	12/96	228.251	228.699	228.899	243.904	244.715
Civil negligence legal services		541110-3	12/96	185.087	185.117	185.173	191.521	193.182
Defendant representation		541110-301	12/96	242.325	242.378	242.483	248.942	251.774
Plaintiff representation		541110-302	12/96	122.587	122.597	122.607	128.311	128.879
Wills, estate planning, and probate		541110-6	12/96	227.043	227.043	227.043	222.320	222.320
Business and commercial legal services		541110-9	12/14	139.260	139.113	139.210	143.330	145.996
Tax legal services		541110-901	12/14	140.637	140.593	140.593	151.085	152.002
Intellectual property legal services		541110-902	12/14	132.435	131.767	132.983	136.032	139.271
Bankruptcy and other business and commercial legal services		541110-903	12/14	140.344	140.280	140.192	144.136	146.802
Offices of certified public accountants	541211		12/03	125.946	126.166	126.686	127.439	128.106
Primary services		541211-P	12/03	127.884	128.024	128.611	129.390	130.128
Other accounting services		541211-A	12/08	101.682	102.091	106.875	104.097	104.904
Financial auditing		541211-4	06/95	157.199	157.083	156.672	161.906	163.085
Tax preparation and planning		541211-5	06/95	168.690	168.934	167.807	167.385	167.759
Bookkeeping and compilation		541211-9	12/08	130.379	130.547	131.082	130.910	132.417
Other accounting services	541219		12/03	147.227	148.224	149.676	149.676	150.376
Primary services		541219-P	12/03	147.377	148.375	149.829	149.829	150.529
Other accounting services (non-CPA firms)		541219-1	12/03	147.377	148.375	149.829	149.829	150.529
Architectural, engineering and related services	5413		12/96	175.733	175.867	175.848	180.822	181.012
Architectural services	54131		12/03	121.693	121.887	122.479	122.575	122.575
Architectural services	541310		12/96	146.946	147.180	147.894	148.010	148.010
Primary services		541310-P	12/96	149.635	149.901	150.715	150.847	150.847
Residential building projects		541310-1	12/96	168.154	168.154	173.236	172.756	172.756
Nonresidential building projects		541310-7	12/10	109.409	109.650	109.701	109.876	109.876
Commercial and industrial building projects		541310-71	09/19	100.759	100.759	100.759	100.782	100.782
Institutional building projects		541310-72	09/19	103.627	104.048	104.137	104.428	104.428
Other architectural services, incl. historic restoration & architectural consulting services		541310-8	12/10	124.340	124.340	124.340	124.705	124.705
Engineering services	54133		12/03	143.827	143.922	143.812	148.409	148.585
Engineering services	541330		12/96	181.571	181.690	181.552	187.354	187.577
Primary services		541330-P	12/96	182.217	182.417	182.257	188.771	189.021
Building related engineering projects		541330-1	12/96	170.382	170.458	170.498	170.911	171.266
Residential building engineering projects		541330-101	12/09	107.646	107.646	107.646	107.646	108.175
Commercial, public, and institutional building engineering projects		541330-102	12/09	124.701	124.919	125.031	125.764	126.418
Industrial and manufacturing plant and process engineering projects		541330-103	12/09	120.987	120.987	120.987	121.157	121.214
Non-building related engineering projects		541330-2	12/96	187.972	188.270	187.949	199.350	199.509
Transportation engineering projects		541330-201	12/09	126.411	127.282	126.344	129.042	129.248
Highway and roadway engineering projects		541330-20101	12/09	122.808	122.611	122.368	124.965	125.263
Other transportation engineering projects, including mass transit engineering projects		541330-20102	12/09	131.564	133.861	131.993	134.833	134.918
Municipal utility and power generation and distribution engineering projects		541330-202	12/09	132.362	132.365	132.365	136.116	136.276
All other non-building related engineering projects		541330-203	12/09	127.986	127.985	127.985	142.265	142.275
Other receipts		541330-SM	12/96	174.980	-	-	-	-
Management and technical consulting services	5416		06/06	127.330	126.850	127.111	130.200	129.929

See footnotes at end of table.

Table 11. Producer price indexes for net output of selected industries and their products, not seasonally adjusted — Continued
[February 2022]

Title ¹	Industry code	Product code	Index base	Unadjusted index ²				
				Oct. 2021	Nov. 2021 ^P	Dec. 2021 ^P	Jan. 2022 ^P	Feb. 2022 ^P
Management consulting services.....	54161		06/06	127.331	126.850	127.111	130.200	129.930
Management consulting services.....	541610		06/06	127.337	126.857	127.118	130.207	129.936
Primary services.....		541610-P	06/06	127.466	126.984	127.246	130.338	130.067
Administrative and general management consulting services.....		541610-1	06/06	146.945	147.057	147.755	149.874	149.664
Marketing consulting services.....		541610-3	06/06	67.322	67.322	67.322	67.322	67.322
Process, physical distribution and logistics consulting services.....		541610-4	06/06	108.970	108.232	108.407	113.648	112.389
Human resources consulting services.....		541610-5	06/06	107.748	102.405	99.794	111.101	111.315
Other management consulting services.....		541610-8	06/06	93.192	93.168	92.769	94.121	93.888
Advertising agencies.....	54181		12/03	111.332	116.324	118.400	120.435	120.631
Advertising agencies.....	541810		06/95	134.953	141.008	143.526	145.994	146.231
Primary services.....		541810-P	06/95	136.276	143.149	146.007	148.808	149.069
Advertising agency services.....		541810-4	09/21	97.242	102.146	104.185	106.184	106.370
Advertising creative services billed separately.....		541810-401	06/95	139.747	135.542	135.542	135.542	135.542
Advertising placement services, including bundled placement and creative services.....		541810-402	06/95	139.738	151.125	155.287	159.002	159.382
Other advertising services billed separately.....		541810-403	12/08	99.782	99.782	99.782	102.598	102.598
Other receipts.....		541810-SM	06/95	126.984	126.984	126.984	126.984	127.051
Employment services.....	5613		12/96	151.774	153.107	154.534	155.759	155.631
Employee leasing services.....	56133		12/03	128.441	128.440	128.440	128.441	128.441
Professional employer organizations.....	561330		12/03	128.441	128.440	128.440	128.441	128.441
Primary services.....		561330-P	06/94	166.108	166.107	166.107	166.108	166.108
Co-employment staffing.....		561330-1	06/94	166.108	166.107	166.107	166.108	166.108
Staffing services (except PEOs).....	56138		12/10	126.179	128.039	130.030	131.739	131.560
Staffing services (except PEOs).....	561380		12/10	126.170	128.030	130.021	131.730	131.550
Primary services.....		561380-P	12/10	126.728	128.644	130.608	132.448	132.284
Temporary help services.....		561380-1	06/94	165.891	168.598	171.137	174.098	173.446
Temporary help services, office and clerical.....		561380-101	06/94	167.748	169.501	170.386	172.195	167.739
Temporary help services, light and heavy industrial.....		561380-102	06/94	174.444	177.644	179.344	180.785	179.690
Temporary help services, technical and professional.....		561380-103	06/94	91.738	92.221	92.979	93.539	93.304
Temporary help services, medical.....		561380-104	06/94	189.882	202.716	216.558	233.247	239.522
Temporary help services, other.....		561380-105	06/94	179.704	179.898	180.738	183.140	181.820
Employment placement services.....		561380-2	12/03	132.538	132.865	135.954	136.616	137.500
Executive search services.....		561380-3	12/06	98.816	100.484	100.411	95.312	100.243
Travel agencies.....	56151		12/03	98.422	98.018	97.211	97.977	97.960
Travel agencies.....	561510		12/89	110.253	109.801	108.897	109.756	109.736
Primary services.....		561510-P	12/89	108.887	108.438	107.542	108.421	108.387
Flight bookings.....		561510-1	12/89	80.895	81.117	81.225	82.026	81.551
Domestic flight bookings.....		561510-111	12/89	63.177	63.482	63.367	63.462	63.321
International flight bookings.....		561510-112	12/89	70.030	70.142	70.359	71.381	70.828
Other travel agency services, except flight bookings.....		561510-2	12/89	162.809	161.721	159.801	161.004	161.292
Hotel and car rental bookings.....		561510-211	12/89	159.788	160.888	162.456	165.487	166.267
Hotel bookings.....		561510-2111	12/11	98.477	98.750	99.583	103.063	103.821
Car rental bookings.....		561510-2112	12/11	121.148	123.981	125.827	120.165	119.384
Cruise and tour bookings.....		561510-222	06/02	101.937	98.438	92.472	93.929	94.246
Cruise bookings.....		561510-2221	12/11	108.507	103.132	98.132	97.491	95.193
Packaged tour bookings.....		561510-2222	12/11	92.056	89.750	83.663	86.112	87.762
All other travel agency services.....		561510-233	06/02	126.570	126.570	126.570	126.570	-
Security guards and patrol services.....	561612		12/04	139.895	139.851	140.505	142.086	142.237
Primary services.....		561612-P	12/04	139.725	139.682	140.335	141.914	142.065
Security guard services.....		561612-1	12/04	139.725	139.682	140.335	141.914	142.065
Janitorial services.....	56172		12/03	126.078	126.381	129.468	131.547	133.309
Janitorial services.....	561720		12/94	149.142	149.500	153.151	155.611	157.696
Primary services.....		561720-P	12/94	149.569	149.946	153.788	156.377	158.571
Janitorial cleaning services.....		561720-5	12/94	149.569	149.946	153.788	156.377	158.571
Nonresidential cleaning services.....		561720-51	06/03	123.303	123.651	127.188	129.384	131.404
Residential cleaning services.....		561720-52	06/03	162.310	162.310	162.310	164.417	164.417
Waste collection.....	5621		12/03	156.163	156.273	156.432	157.196	159.505
Waste collection.....	56211		12/03	156.163	156.273	156.432	157.196	159.506
Solid waste collection.....	562111		12/03	156.182	156.292	156.451	157.216	159.526
Primary services.....		562111-P	06/93	214.167	214.298	214.712	216.220	219.519
Solid waste collection services.....		562111-2	06/93	214.167	214.298	214.712	216.220	219.519
Offices of physicians.....	6211		12/96	142.945	143.312	143.497	143.127	143.372
Offices of physicians.....	62111		12/96	142.945	143.312	143.497	143.127	143.372

See footnotes at end of table.

Table 11. Producer price indexes for net output of selected industries and their products, not seasonally adjusted — Continued
 [February 2022]

Title ¹	Industry code	Product code	Index base	Unadjusted index ²				
				Oct. 2021	Nov. 2021 ^P	Dec. 2021 ^P	Jan. 2022 ^P	Feb. 2022 ^P
Offices of physicians, except mental health.....	621111		12/93	154.047	154.443	154.642	154.244	154.507
Primary services.....		621111-P	12/93	154.685	155.097	155.304	154.890	155.155
One and two physician practices and single specialty group practices.....		621111-4	12/93	149.398	149.464	149.464	148.914	149.333
General/family practice.....		621111-411	12/93	161.617	161.617	161.617	161.630	165.052
Internal medicine.....		621111-412	12/99	136.724	136.724	136.724	136.360	136.360
General surgery and other surgical specialties.....		621111-413	12/99	116.634	116.634	116.634	115.425	115.425
Pediatrics.....		621111-414	12/93	246.603	246.603	246.603	246.346	246.346
Obstetrics/gynecology.....		621111-415	12/93	142.785	142.785	142.785	142.772	142.772
Other specialty.....		621111-419	12/99	128.881	129.128	129.128	128.694	128.694
Multispecialty group practice.....		621111-5	12/93	178.631	180.149	181.016	181.011	180.800
Offices of dentists.....	6212		06/10	123.275	123.275	123.275	125.864	126.969
Offices of dentists.....	62121		06/10	123.275	123.275	123.275	125.864	126.969
Offices of dentists.....	621210		06/10	123.277	123.277	123.277	125.867	126.972
Primary services.....		621210-P	06/10	123.427	123.427	123.427	126.005	127.118
Dental visits and consultations.....		621210-1	06/10	134.112	134.112	134.112	138.764	141.286
Private insurance patients: dental visits and consultations.....		621210-11	06/14	125.427	125.427	125.427	126.186	129.826
Medicare, Medicaid and all other patients: dental visits and consultations.....		621210-12	06/14	119.465	119.465	119.465	128.464	128.981
Dental surgical intervention services.....		621210-2	06/10	114.092	114.092	114.092	116.188	116.188
Private insurance patients: dental surgical intervention services.....		621210-21	06/14	111.951	111.951	111.951	113.707	113.707
Medicare, Medicaid and all other patients: dental surgical intervention services..		621210-22	06/14	107.602	107.602	107.602	109.990	109.990
Dental non-surgical intervention services.....		621210-3	06/10	119.516	119.516	119.516	120.921	121.490
Private insurance patients: dental non-surgical intervention services.....		621210-31	06/14	108.813	108.813	108.813	109.058	109.714
Medicare, Medicaid and all other patients: dental non-surgical intervention services.....		621210-32	06/14	115.460	115.460	115.460	118.234	118.595
Medical and diagnostic laboratories.....	6215		12/03	103.817	103.785	103.759	103.761	103.733
Medical and diagnostic laboratories.....	62151		12/03	103.817	103.785	103.759	103.761	103.733
Medical laboratories.....	621511		12/03	101.370	101.321	101.280	101.545	101.501
Primary services.....		621511-P	06/94	120.597	120.538	120.489	120.804	120.752
Medical laboratory services.....		621511-2	06/94	120.597	120.538	120.489	120.804	120.752
Medicare patients.....		621511-23	06/14	78.943	78.943	78.943	78.939	78.939
Medicaid patients.....		621511-24	06/14	95.989	95.928	95.928	95.849	95.849
Private insurance patients.....		621511-25	06/14	99.049	98.974	98.905	99.128	99.143
All other patients.....		621511-26	06/14	101.623	101.623	101.623	102.408	102.110
Diagnostic imaging centers.....	621512		12/03	106.910	106.910	106.910	106.452	106.452
Primary services.....		621512-P	06/94	112.179	112.179	112.179	111.699	111.699
Diagnostic imaging services.....		621512-4	06/94	112.179	112.179	112.179	111.699	111.699
Medicare and Medicaid patients.....		621512-41	06/14	94.435	94.435	94.435	92.697	92.697
Private insurance and all other patients.....		621512-42	06/14	102.690	102.690	102.690	102.690	102.690
Home health care services.....	6216		12/96	152.128	152.253	152.253	154.101	154.144
Home health care services.....	62161		12/96	152.128	152.253	152.253	154.101	154.144
Home health care services.....	621610		12/96	152.187	152.313	152.313	154.161	154.204
Primary services.....		621610-P	12/96	146.387	146.513	146.513	148.309	148.353
Medicare and Medicaid patients.....		621610-3	12/03	124.660	124.795	124.795	126.606	126.653
Medicare patients.....		621610-31	12/96	138.551	138.551	138.551	141.330	141.330
Medicaid patients.....		621610-32	12/03	131.566	131.858	131.858	133.004	133.106
Private insurance and all other patients.....		621610-4	12/03	139.405	139.405	139.405	139.881	139.881
Private insurance patients.....		621610-41	06/14	105.152	105.152	105.152	105.160	105.160
All other patients.....		621610-42	06/14	135.508	135.508	135.508	136.194	136.194
Other receipts.....		621610-SM	12/96	286.650	286.650	286.650	289.326	289.317
All other ambulatory health care services.....	62199		06/06	121.920	122.165	122.415	122.656	123.100
Blood and organ banks.....	621991		06/06	121.914	122.160	122.409	122.651	123.095
Primary services.....		621991-P	06/06	120.619	120.887	121.136	121.324	121.723
Human blood services.....		621991-1	06/06	110.017	109.974	110.004	110.611	111.026
Human red blood and whole blood services.....		621991-12	06/06	108.558	108.618	108.680	109.195	109.594
Human blood plasma services.....		621991-13	06/06	108.051	107.705	107.652	108.441	108.991
Human blood platelet and other blood services.....		621991-14	06/06	124.711	124.954	125.037	125.669	125.737
Human organ, bone, tissue, and other bank services.....		621991-2	06/06	165.023	166.675	167.894	166.206	166.526
Other receipts.....		621991-SM	06/06	135.579	134.390	134.529	137.764	140.541
Hospitals.....	622		12/92	217.618	217.752	218.083	220.890	220.999
General medical and surgical hospitals.....	6221		12/03	157.956	158.043	158.244	160.247	160.332
General medical and surgical hospitals.....	62211		12/03	157.930	158.017	158.218	160.221	160.306
General medical and surgical hospitals.....	622110		12/92	218.002	218.123	218.399	221.165	221.283
Primary services.....		622110-P	12/92	224.613	224.743	225.042	228.030	228.157

See footnotes at end of table.

Table 11. Producer price indexes for net output of selected industries and their products, not seasonally adjusted — Continued
[February 2022]

Title ¹	Industry code	Product code	Index base	Unadjusted index ²				
				Oct. 2021	Nov. 2021 ^P	Dec. 2021 ^P	Jan. 2022 ^P	Feb. 2022 ^P
General medical and surgical hospitals - Continued								
Certain infectious and parasitic diseases.....		622110-201	06/08	124.262	124.975	125.613	131.772	131.772
Neoplasms.....		622110-202	12/17	118.574	118.466	118.933	121.289	122.409
Diseases of the blood & blood-forming organs & certain disorders involving the immune mechanism.....		622110-203	12/17	117.151	117.151	117.151	118.625	118.625
Endocrine, nutritional and metabolic diseases.....		622110-204	12/17	99.931	101.863	101.863	103.340	103.340
Mental and behavioural disorders.....		622110-205	12/17	125.022	125.022	125.022	124.876	124.876
Diseases of the nervous system.....		622110-206	12/17	108.582	108.582	109.078	109.882	109.022
Diseases of the circulatory system.....		622110-209	06/08	129.689	129.694	129.710	130.621	130.621
Diseases of the respiratory system.....		622110-210	12/17	110.351	110.351	110.434	111.556	111.349
Diseases of the digestive system.....		622110-211	06/08	141.295	141.265	141.239	142.533	142.235
Diseases of the skin and subcutaneous tissue.....		622110-212	06/08	115.441	115.441	116.313	116.409	116.662
Diseases of the musculoskeletal system and connective tissue.....		622110-213	06/08	142.461	142.478	142.951	144.017	143.685
Diseases of the genitourinary system.....		622110-214	12/17	106.341	106.486	106.691	107.604	107.472
Pregnancy, childbirth and the puerperium.....		622110-215	06/08	160.739	160.739	160.853	162.326	161.632
Certain conditions originating in the perinatal period.....		622110-216	06/08	136.759	136.803	136.803	136.803	136.803
Symptoms, signs and abnormal clinical and laboratory findings, not elsewhere classified.....		622110-218	12/17	109.982	109.982	109.980	111.948	112.646
Injury, poisoning and certain other consequences of external causes.....		622110-219	12/17	107.075	107.075	107.075	108.215	108.215
Factors influencing health status and contact with health services.....		622110-221	12/17	111.189	111.216	111.216	114.585	114.585
Other diseases.....		622110-223	12/17	109.750	109.751	110.110	110.950	110.950
Psychiatric and substance abuse hospitals.....	6222		12/03	161.560	161.560	161.560	168.005	168.005
Psychiatric and substance abuse hospitals.....	62221		12/03	161.560	161.560	161.560	168.005	168.005
Psychiatric and substance abuse hospitals.....	622210		12/92	190.328	190.328	190.328	197.921	197.921
Primary services.....		622210-P	12/92	190.319	190.319	190.319	197.911	197.911
Psychiatric hospitals.....		622210-3	12/92	195.344	195.344	195.344	203.921	203.921
Medicare patients: psychiatric hospitals.....		622210-31	06/14	120.318	120.318	120.318	118.563	118.563
Medicaid patients: psychiatric hospitals.....		622210-32	06/14	148.451	148.451	148.451	148.451	148.451
Private insurance and all other patients: psychiatric hospitals.....		622210-33	06/14	121.251	121.251	121.251	129.659	129.659
Other specialty hospitals.....	6223		12/03	165.175	165.570	166.850	167.050	167.050
Other specialty hospitals.....	62231		12/03	165.175	165.570	166.850	167.050	167.050
Other specialty hospitals.....	622310		12/92	247.618	248.210	250.129	250.429	250.429
Primary services.....		622310-P	12/92	284.731	285.468	287.855	288.227	288.227
Specialty, except psychiatric and substance abuse, hospitals.....		622310-6	12/92	284.731	285.468	287.855	288.227	288.227
Medicare patients.....		622310-61	06/14	109.668	110.106	112.169	112.379	112.379
Medicaid patients.....		622310-62	06/14	104.507	107.138	106.730	106.390	106.390
Private insurance and all other patients.....		622310-63	06/14	112.687	112.556	113.148	113.334	113.334
Nursing care facilities.....	6231		12/03	163.172	163.640	163.618	164.112	164.106
Nursing care facilities.....	62311		12/03	163.172	163.640	163.618	164.112	164.106
Nursing care facilities.....	623110		12/94	247.553	248.263	248.229	248.979	248.970
Primary services.....		623110-P	12/94	248.255	248.992	248.958	249.737	249.727
Medicare and Medicaid patients.....		623110-1	12/94	238.143	239.044	238.824	238.842	239.009
Medicaid patients.....		623110-101	06/12	130.903	131.718	131.519	131.535	131.686
Medicare patients.....		623110-102	06/12	118.220	118.220	118.220	118.220	118.220
Private insurance and all other patients.....		623110-3	12/94	265.389	265.910	266.131	267.968	267.714
Private insurance patients.....		623110-301	06/14	107.235	107.235	107.235	107.235	107.235
All other patients.....		623110-302	06/14	122.507	122.794	122.915	123.923	123.784
Residential developmental disability homes.....	62321		12/03	199.297	199.202	199.251	200.697	200.699
Residential developmental disability homes.....	623210		12/03	199.290	199.195	199.244	200.690	200.692
Primary services.....		623210-P	12/03	200.794	200.695	200.746	202.193	202.193
Residential intellectual and developmental disability services.....		623210-1	12/03	200.794	200.695	200.746	202.193	202.193
Medicaid patients.....		623210-11	06/14	132.595	132.514	132.556	133.088	133.088
Non-Medicaid patients.....		623210-12	06/14	125.691	125.691	125.691	128.328	128.328
Amusement and theme parks.....	7131		06/06	191.886	197.481	200.296	197.409	198.910
Amusement and theme parks.....	71311		06/06	191.588	197.174	199.985	197.103	198.601
Amusement and theme parks.....	713110		06/06	191.578	197.166	199.976	197.095	198.592
Primary services.....		713110-P	06/06	189.416	194.046	196.367	193.061	195.252
Amusement and theme park admissions.....		713110-1	06/06	204.277	205.053	209.235	203.259	206.859
Amusement and theme park food and beverage sales.....		713110-2	06/06	187.853	187.853	187.776	187.776	187.776
Amusement and theme park merchandise sales, games, and other services.....		713110-3	06/06	139.959	158.537	157.900	158.958	159.208
Other receipts.....		713110-SM	06/06	215.619	231.473	239.524	241.174	235.259
Golf courses and country clubs.....	71391		12/05	134.828	139.083	141.294	146.099	146.201
Golf courses and country clubs.....	713910		12/05	134.829	139.082	141.294	146.099	146.202
Primary services.....		713910-P	12/05	134.681	138.545	140.952	145.937	146.036

See footnotes at end of table.

Table 11. Producer price indexes for net output of selected industries and their products, not seasonally adjusted — Continued
[February 2022]

Title ¹	Industry code	Product code	Index base	Unadjusted index ²				
				Oct. 2021	Nov. 2021 ^P	Dec. 2021 ^P	Jan. 2022 ^P	Feb. 2022 ^P
Golf courses and country clubs - Continued								
Membership dues and fees.....		713910-1	12/05	145.943	145.943	145.943	155.346	154.505
Greens and guest fees.....		713910-2	12/05	115.845	124.218	131.574	131.762	133.574
Food and beverage sales.....		713910-3	12/05	140.688	148.143	150.318	153.703	153.703
Equipment rentals and all other golf services.....		713910-4	12/05	119.698	119.698	119.698	119.775	119.775
Fitness and recreational sports centers.....	71394		12/04	110.671	110.671	110.671	109.190	109.726
Fitness and recreational sports centers.....	713940		12/04	110.677	110.677	110.677	109.195	109.731
Primary services.....		713940-P	12/04	108.456	108.456	108.456	106.589	107.264
Fitness and recreational facility memberships.....		713940-1	12/04	98.576	98.576	98.576	96.312	97.131
Recreational facility admissions, classes, and other fitness center services.....		713940-2	12/04	141.928	141.928	141.928	141.928	141.928
Other receipts.....		713940-SM	12/04	120.304	120.304	120.304	120.304	120.304
Accommodation.....	721		12/96	171.550	172.589	175.007	177.442	179.302
Accommodation.....	7211		12/96	171.550	172.590	175.007	177.443	179.302
Hotels (exc casino hotels) and motels.....	72111		12/03	147.616	148.515	153.657	154.895	157.201
Hotels and motels, except casino hotels.....	721110		12/03	147.623	148.520	153.668	154.904	157.211
Primary services.....		721110-P	12/03	149.640	150.520	155.876	157.079	159.440
Guestroom rental.....		721110-1	12/03	150.704	151.828	158.486	159.620	162.575
Limited service hotels and motels guestroom rental.....		721110-101	06/93	183.458	179.282	176.420	171.638	180.407
Full service hotels and motels guestroom rental.....		721110-102	06/93	233.894	230.235	213.592	210.651	211.700
Luxury and resort hotels guestroom rental.....		721110-103	06/93	221.258	228.572	262.541	269.458	275.361
Hotel and motel food and beverage and related services.....		721110-2	12/03	143.088	143.310	144.927	145.216	145.784
Hotel and motel food and nonalcoholic beverage and related services.....		721110-201	12/03	140.035	139.919	141.809	142.035	142.608
Hotel and motel alcoholic beverage and related services.....		721110-202	12/03	159.169	161.086	161.347	161.954	162.498
Other hotel and motel services.....		721110-5	12/10	138.870	138.732	139.216	143.283	143.635
Other receipts.....		721110-SM1	12/10	163.773	167.977	159.223	165.797	166.110
Casino hotels.....	72112		12/03	126.243	126.999	122.134	125.789	125.624
Casino hotels.....	721120		12/03	126.224	126.979	122.115	125.769	125.605
Primary services.....		721120-P	12/03	127.680	128.429	123.526	127.207	126.988
Casino hotel guestroom rental.....		721120-1	06/01	140.706	132.864	119.447	132.441	134.687
Casino hotel food and beverage and related services.....		721120-2	12/03	185.552	186.530	187.630	188.870	191.262
Casino hotel food and nonalcoholic beverage and related services.....		721120-201	12/03	170.152	170.869	173.110	174.876	175.375
Casino hotel alcoholic beverage and related services.....		721120-202	12/03	230.492	232.146	230.492	230.492	237.614
Casino gaming receipts.....		721120-5	06/01	114.098	116.706	112.323	114.657	113.305
Other casino hotel services.....		721120-6	06/11	99.530	99.530	99.530	99.530	101.143
Other receipts.....		721120-SM1	06/11	127.740	130.768	123.259	129.286	136.555
Commercial machinery repair and maintenance.....	8113		06/06	152.729	152.992	152.992	156.546	160.028
Commercial machinery repair and maintenance.....	81131		06/06	152.746	153.009	153.009	156.564	160.047
Commercial machinery repair and maintenance.....	811310		06/06	152.704	152.968	152.968	156.518	160.004
Primary services.....		811310-P	06/06	143.474	143.825	143.825	146.189	150.822
Maintenance and repair services for agricultural, construction, and mining machinery.....		811310-5	12/13	131.330	131.330	131.330	136.026	136.026
Maintenance and repair services for commercial and service industry machinery.....		811310-6	12/13	124.349	124.349	124.349	126.363	126.363
Maintenance and repair services for industrial machinery.....		811310-7	12/13	105.095	105.095	105.095	106.145	114.066
Maintenance and repair services for general purpose machinery.....		811310-8	12/13	123.171	125.612	125.612	125.612	128.851
Other receipts.....		811310-SM	06/06	173.863	173.863	173.863	180.709	180.763
Special indexes								
New nonresidential building construction by contractor type/region.....	236400		02/14	132.652	133.148	133.568	138.191	139.175
General contractors.....		236400-1	02/14	131.342	131.409	131.660	135.949	136.495
General contractors, Northeast.....		236400-11	02/14	125.741	125.855	125.663	130.322	130.441
General contractors, South.....		236400-12	02/14	133.284	133.476	133.620	137.287	138.192
General contractors, Midwest.....		236400-13	02/14	124.601	124.486	124.514	127.802	128.384
General contractors, West.....		236400-14	02/14	138.199	138.199	139.146	144.954	145.252
Plumbing, heating, and air conditioning contractors.....		236400-221	02/14	120.748	121.703	122.680	123.421	123.411
Plumbing, heating, and air conditioning contractors, Northeast.....		236400-2211	02/14	127.332	128.749	131.240	138.118	138.154
Plumbing, heating, and air conditioning contractors, South.....		236400-2212	02/14	118.504	118.607	118.731	117.197	117.055
Plumbing, heating, and air conditioning contractors, Midwest.....		236400-2213	02/14	114.854	116.914	116.838	115.554	115.554
Plumbing, heating, and air conditioning contractors, West.....		236400-2214	02/14	124.015	124.711	126.739	127.556	127.700
Electrical contractors.....		236400-222	02/14	141.631	143.686	144.033	146.661	147.462
Electrical contractors, Northeast.....		236400-2221	02/14	142.928	144.628	144.984	148.816	149.779
Electrical contractors, South.....		236400-2222	02/14	138.820	141.956	142.452	143.533	144.023
Electrical contractors, Midwest.....		236400-2223	02/14	139.694	140.371	140.371	142.679	144.328
Electrical contractors, West.....		236400-2224	02/14	146.173	148.219	148.660	152.784	153.130
Roofing contractors.....		236400-223	02/14	121.061	120.848	121.245	132.357	132.521
Roofing contractors, Northeast.....		236400-2231	02/14	117.617	116.694	116.890	124.196	124.324

See footnotes at end of table.

Table 11. Producer price indexes for net output of selected industries and their products, not seasonally adjusted — Continued
 [February 2022]

Title ¹	Industry code	Product code	Index base	Unadjusted index ²				
				Oct. 2021	Nov. 2021 ^p	Dec. 2021 ^p	Jan. 2022 ^p	Feb. 2022 ^p
New nonresidential building construction by contractor type/region - Continued								
Roofing contractors, South.....		236400-2232	02/14	123.494	123.307	123.918	141.145	141.145
Roofing contractors, Midwest.....		236400-2233	02/14	123.016	123.016	123.587	132.317	132.528
Roofing contractors, West.....		236400-2234	02/14	117.346	117.346	117.346	124.141	124.532
Poured concrete foundation and structure contractors.....		236400-224	02/14	152.901	153.104	153.408	156.239	156.212
Poured concrete foundation and structure contractors, Northeast.....		236400-2241	02/14	147.351	147.548	147.597	149.950	150.046
Poured concrete foundation and structure contractors, South.....		236400-2242	02/14	166.661	166.661	166.789	170.431	170.431
Poured concrete foundation and structure contractors, Midwest.....		236400-2243	02/14	144.857	145.822	146.786	148.015	147.848
Poured concrete foundation and structure contractors, West.....		236400-2244	02/14	144.724	144.415	144.415	148.050	148.065
New nonresidential building construction by region.....	236500		02/14	132.749	133.299	133.700	138.310	139.216
New nonresidential building construction, Northeast.....		236500-1	02/14	135.035	135.582	135.986	140.816	143.190
New nonresidential building construction, South.....		236500-2	02/14	131.033	131.774	132.248	136.232	136.760
New nonresidential building construction, Midwest.....		236500-3	02/14	128.458	128.803	128.834	132.993	133.917
New nonresidential building construction, West.....		236500-4	02/14	137.215	137.671	138.301	144.091	144.383
Nonresidential building maintenance & repair.....	2381MR		04/09	131.842	132.559	132.508	134.025	135.075
General medical and surgical hospitals by patient type.....	62211A							
Medicare patients.....		62211A-2	12/92	187.346	187.346	187.346	188.942	188.942
Medicaid patients.....		62211A-4	12/92	148.015	148.015	148.015	148.103	148.103
Private insurance and all other patients.....		62211A-6	12/92	281.410	281.698	282.352	287.299	287.599
Private insurance patients.....		62211A-61	06/14	121.596	121.732	122.066	123.850	123.978
All other patients.....		62211A-62	06/14	127.823	127.892	127.927	131.979	132.121
Premiums for property and casualty insurance ³	924126		06/98	155.994	156.038	156.454	156.574	157.234
Primary services.....		924126-P	06/98	156.144	156.188	156.604	156.725	157.386
Premiums for private passenger auto insurance.....		924126-1	06/98	181.578	181.614	182.540	182.683	184.108
Premiums for homeowner's insurance.....		924126-2	06/98	217.036	216.898	216.824	216.551	216.653
Premiums for commercial auto insurance.....		924126-3	06/98	119.992	119.760	119.508	119.200	119.260
Premiums for non-auto liability insurance.....		924126-4	06/98	121.996	122.006	122.006	122.407	122.460
Premiums for medical malpractice insurance.....		924126-402	06/98	116.926	116.926	116.926	118.340	118.340
Premiums for product and other non-auto liability insurance.....		924126-403	06/98	122.690	122.702	122.702	122.866	122.932
Premiums for commercial multiple peril insurance.....		924126-5	06/98	132.141	132.689	134.135	135.590	135.860
Premiums for worker's compensation insurance.....		924126-6	06/98	99.905	99.920	99.920	99.063	99.063
Premiums for other property and casualty insurance.....		924126-7	12/03	117.512	117.599	117.421	117.708	118.140

¹ Industry and product class indexes may include products not shown separately.

² All indexes are subject to revision for 4 months after their originally scheduled publication to incorporate late reports and corrections by survey respondents.

³ The special index for 924126, in which prices reflect premiums only, contrasts with the index shown elsewhere in this table for NAICS 524126, where prices reflect premiums plus the amount of investment income earned on the invested portion of the premium.

^p Preliminary

"-" Data not available.

n.e.c. = Not elsewhere classified.

NOTE: Titles of some industries and products are not shown in this table because they fail to meet our publication criteria.

Table 12. Producer price index percentage changes for the net output of selected industries and their products, not seasonally adjusted
[February 2022]

Title ¹	Industry code	Product code	Unadjusted 12-month percent change ²	Unadjusted 1-month percent change ²				
				Feb. 2021 to Feb. 2022 ^P	Sept. to Oct.	Oct. to Nov. ^P	Nov. to Dec. ^P	Dec. to Jan. ^P
Logging.....	1133		4.6	-0.1	-1.0	0.7	0.7	1.6
Logging.....	11331		4.6	-0.1	-1.0	0.7	0.7	1.6
Logging.....	113310		4.6	-0.1	-1.0	0.7	0.7	1.6
Primary products.....		113310-P	4.6	-0.1	-1.0	0.7	0.7	1.6
Secondary products and miscellaneous receipts.....		113310-SM						
Miscellaneous receipts.....		113310-M	-	1.4	0.8	0.3	1.7	-
Mining								
Total mining industries.....			36.8	10.6	1.2	-8.3	1.1	18.5
Oil and gas extraction.....	211		57.3	19.2	1.3	-13.7	-2.0	32.6
Oil and gas extraction.....	2111		57.3	19.2	1.3	-13.7	-2.0	32.6
Crude petroleum and natural gas extraction.....	211111		54.9	19.1	2.2	-13.6	-4.3	37.5
Primary products.....		211111-P	53.8	19.1	2.2	-13.6	-4.3	37.5
Crude petroleum.....		211111-1	65.6	14.0	1.0	-12.1	15.8	14.0
Natural gas (from the wellhead).....		211111-3	42.7	24.9	3.5	-15.2	-25.8	76.6
Natural gas liquids extraction.....	211112		73.3	20.2	-3.2	-14.4	11.0	9.5
Primary products.....		211112-P	73.4	20.2	-3.2	-14.4	11.0	9.5
Natural gas liquids.....		211112-1	57.2	14.7	-9.9	-15.9	14.1	8.0
Isopentane and natural gasoline.....		211112-11	62.7	13.6	-4.5	-6.9	15.2	10.9
Propane.....		211112-12	49.2	13.9	-14.0	-19.1	12.9	15.2
Butane.....		211112-13	70.4	13.4	-10.9	-14.6	15.9	5.8
Plant condensate, ethane, gas mixtures, and other natural gas liquids.....		211112-14	56.3	15.8	-8.7	-16.9	13.9	4.1
Residue gas shipped from natural gas liquids plants.....		211112-3	97.7	29.1	6.2	-12.5	7.4	11.4
Mining (except oil & gas).....	212		15.1	-2.4	1.7	-1.2	8.3	1.2
Coal mining.....	2121		24.6	-2.1	0.7	0.1	18.0	2.8
Coal mining.....	21211		24.6	-2.1	0.7	0.1	18.0	2.8
Bituminous coal and lignite surface mining.....	212111		3.5	1.4	0.1	1.5	-0.2	0.4
Primary products.....		212111-P	3.2	1.3	0.0	1.8	-0.2	0.5
Raw bituminous coal and lignite from surface mining operations.....		212111-1	-	1.6	-1.6	10.4	-5.8	-
Raw bituminous coal and lignite from surface operations, for use without processing.....		212111-11	-	15.7	-8.3	13.7	-16.0	-
Processed bituminous coal and lignite from surface operations.....		212111-3	5.3	1.2	0.4	-0.2	1.1	0.6
Processed bituminous coal and lignite from surface operations (wet-washing or other method).....		212111-31	7.0	1.5	-0.4	0.4	3.6	0.0
Processed bituminous coal and lignite (mechanically crushed, screened, or sized only).....		212111-35	4.3	1.0	0.9	-0.5	-0.2	0.9
Bituminous coal underground mining.....	212112		50.8	-6.2	1.5	-1.8	40.8	4.9
Primary products.....		212112-P	51.3	-6.3	1.6	-1.8	41.2	4.9
Processed bituminous coal shipped from underground operations.....		212112-3	51.4	-6.3	1.6	-1.8	41.2	4.9
Processed bituminous coal washed by wet-washing, pneumatic, or other methods.....		212112-31	62.1	-8.0	-0.7	-0.6	49.3	7.3
Processed bituminous coal mechanically crushed, screened, or sized only.....		212112-32	6.4	1.7	11.0	-6.1	8.6	-8.1
Secondary products and miscellaneous receipts.....		212112-SM						
Anthracite mining.....	212113		7.4	0.0	3.8	3.6	0.0	0.0
Primary products.....		212113-P	6.9	0.0	4.0	3.8	0.0	0.0
Processed anthracite.....		212113-3	7.5	0.0	4.7	3.8	0.0	0.0
Secondary products and miscellaneous receipts.....		212113-SM2						
Metal ore mining.....	2122		11.0	-4.8	3.7	-3.4	3.5	-1.0
Iron ore mining.....	21221		21.6	0.0	1.0	-1.1	-0.5	0.0
Iron ore mining.....	212210		21.6	0.0	1.0	-1.1	-0.5	0.0
Primary products.....		212210-P	21.6	0.0	1.0	-1.1	-0.5	0.0
Iron ore (including crude, concentrates, agglomerates and pellets).....		212210-0	21.7	0.0	1.0	-1.1	-0.5	0.0
Copper, nickel, lead & zinc mining.....	21223		10.8	-6.5	8.3	-7.9	7.7	-1.8
Copper, nickel, lead and zinc mining.....	212230		10.8	-6.5	8.3	-7.9	7.7	-1.8
Primary products.....		212230-P	13.0	-7.4	9.3	-8.8	8.4	-2.1
Secondary products and miscellaneous receipts.....		212230-SM						
Other metal ore mining.....	21229		-	-11.2	0.0	0.0	0.0	-
Other metal ore mining.....	212290		-	-11.2	0.0	0.0	0.0	-
Primary products.....		212290-P	-	-11.4	0.0	0.0	0.0	-

See footnotes at end of table.

Table 12. Producer price index percentage changes for the net output of selected industries and their products, not seasonally adjusted — Continued
[February 2022]

Title ¹	Industry code	Product code	Unadjusted 12-month percent change ²	Unadjusted 1-month percent change ²				
				Feb. 2021 to Feb. 2022 ^P	Sept. to Oct.	Oct. to Nov. ^P	Nov. to Dec. ^P	Dec. to Jan. ^P
Other metal ore mining - Continued								
Other metal ores, including uranium.....		212290-1	-	-11.4	0.0	0.0	0.0	-
Secondary products and miscellaneous receipts.....		212290-SM2						
Nonmetallic mineral mining & quarrying.....	2123		9.5	0.2	0.5	0.1	3.6	1.9
Stone mining & quarrying.....	21231		9.7	-0.4	0.4	-0.2	5.2	2.2
Dimension stone mining and quarrying.....	212311		3.5	0.0	0.0	0.0	3.5	0.0
Primary products.....		212311-P	4.1	0.0	0.0	0.0	4.1	0.0
Dimension stone.....		212311-0	4.1	0.0	0.0	0.0	4.1	0.0
Secondary products and miscellaneous receipts.....		212311-SM						
Crushed and broken limestone mining.....	212312		10.3	-0.3	0.4	-0.2	5.3	3.2
Primary products.....		212312-P	10.3	-0.3	0.4	-0.3	5.3	3.3
Crushed and broken limestone.....		212312-0	10.3	-0.3	0.4	-0.3	5.3	3.3
Secondary products and miscellaneous receipts.....		212312-SM						
Crushed and broken granite mining.....	212313		8.8	0.1	0.5	0.0	3.0	0.0
Primary products.....		212313-P	7.6	0.1	0.5	-0.8	3.1	0.0
Crushed and broken granite.....		212313-0	7.6	0.1	0.5	-0.8	3.1	0.0
Secondary products and miscellaneous receipts.....		212313-SM						
Other crushed and broken stone mining.....	212319		9.1	-1.3	0.3	-0.3	7.2	0.6
Primary products.....		212319-P	9.1	-0.7	0.2	0.1	7.2	0.6
Bituminous limestone and sandstone, and other crushed and broken stone.....		212319-0	9.1	-0.7	0.2	0.1	7.2	0.6
Secondary products and miscellaneous receipts.....		212319-SM						
Sand/gravel/clay/refractory minerals mining.....	21232		5.2	0.6	0.0	0.3	2.0	0.1
Construction sand and gravel mining.....	212321		5.4	0.9	0.2	0.1	1.7	0.0
Primary products.....		212321-P	5.2	0.9	0.1	0.1	1.6	0.0
Construction sand and gravel (run of pit/bank, washed, screened, etc).....		212321-0	5.2	0.9	0.1	0.1	1.6	0.0
Construction sand and gravel, Midwest.....		212321-02	7.3	2.4	0.1	-0.2	2.0	0.0
Construction sand and gravel, West.....		212321-04	4.5	0.1	0.1	0.3	1.8	-0.1
Secondary products and miscellaneous receipts.....		212321-SM						
Miscellaneous receipts.....		212321-M	5.8	0.0	0.0	0.0	1.3	4.4
Industrial sand mining.....	212322		4.0	0.0	0.0	0.0	2.1	0.3
Primary products.....		212322-P	4.0	0.0	0.0	0.0	2.1	0.3
Other industrial sand.....		212322-9	6.9	0.0	0.0	0.0	3.2	0.0
All other industrial sand.....		212322-92	6.9	0.0	0.0	0.0	3.2	0.0
Kaolin and ball clay mining.....	212324		4.7	0.0	0.0	0.0	3.6	0.0
Primary products.....		212324-P	4.7	0.0	0.0	0.0	3.6	0.0
Kaolin and ball clay.....		212324-0	4.7	0.0	0.0	0.0	3.6	0.0
Clay, ceramic, and refractory minerals mining.....	212325		6.0	0.6	-0.9	3.3	2.3	0.8
Primary products.....		212325-P	6.0	0.6	-0.9	3.3	2.3	0.8
Bentonite.....		212325-5	9.2	0.1	0.0	0.0	6.0	0.0
Secondary products and miscellaneous receipts.....		212325-SM						
Other nonmetallic mineral mining & quarrying.....	21239		16.4	1.1	1.4	0.4	2.4	3.9
Potash, soda, and borate mineral mining.....	212391		25.4	2.1	1.5	1.1	2.7	6.4
Primary products.....		212391-P	25.5	2.1	1.5	1.1	2.7	6.4
Sodium carbonate and sulfate.....		212391-3	18.4	2.4	-0.5	2.4	4.8	2.7
Secondary products and miscellaneous receipts.....		212391-SM1						
Other chemical and fertilizer mineral mining.....	212393		3.4	0.5	1.7	-2.0	2.0	0.0
Primary products.....		212393-P	3.8	0.5	1.7	-1.7	2.1	0.0
Rock salt.....		212393-3	3.9	0.5	1.8	-1.8	2.2	0.0
Secondary products and miscellaneous receipts.....		212393-SM						
All other nonmetallic mineral mining.....	212399		4.5	-1.1	0.8	0.2	1.9	0.2
Primary products.....		212399-P	4.5	-1.1	0.8	0.2	1.9	0.2
All other nonmetallic minerals.....		212399-A	4.5	-1.1	0.8	0.2	1.9	0.2
Mining support activities.....	213		9.7	1.0	0.1	1.9	2.4	0.0
Mining support activities.....	2131		9.7	1.0	0.1	1.9	2.4	0.0
Mining support activities.....	21311		9.7	1.0	0.1	1.9	2.4	0.0
Drilling oil and gas wells.....	213111		15.4	0.3	1.2	2.9	4.9	0.5
Primary services.....		213111-P	15.4	0.3	1.2	2.9	4.9	0.5
Oil and gas well directional drilling control.....		213111-03	9.7	0.2	2.3	2.9	0.0	0.0

See footnotes at end of table.

Table 12. Producer price index percentage changes for the net output of selected industries and their products, not seasonally adjusted — Continued
 [February 2022]

Title ¹	Industry code	Product code	Unadjusted 12-month percent change ²	Unadjusted 1-month percent change ²				
				Feb. 2021 to Feb. 2022 ^P	Sept. to Oct.	Oct. to Nov. ^P	Nov. to Dec. ^P	Dec. to Jan. ^P
Drilling oil and gas wells - Continued								
Drilling oil and gas wells, including drilling in, spudding in or tailing in.....		213111-04	18.3	0.4	1.2	3.4	5.8	0.6
Reworking oil and gas wells.....		213111-05	4.4	0.2	0.0	0.3	3.5	0.0
Support activities for oil and gas operations.....	213112		8.3	1.2	-0.2	1.6	1.7	-0.1
Primary services.....		213112-P	7.9	1.2	-0.3	1.8	1.7	-0.2
Oil and gas field support services.....		213112-0	7.9	1.2	-0.3	1.8	1.7	-0.2
Secondary products and miscellaneous receipts.....		213112-SM						
Support activities for coal mining.....	213113		2.8	0.5	0.0	0.5	0.7	0.0
Primary services.....		213113-P	2.8	0.5	0.0	0.5	0.7	0.0
Coal mining services.....		213113-0	2.8	0.5	0.0	0.5	0.7	0.0
Support activities for metal mining.....	213114		5.6	-0.1	0.0	0.0	0.0	0.0
Primary services.....		213114-P	5.6	-0.1	0.0	0.0	0.0	0.0
Metal mining services.....		213114-0	5.6	-0.1	0.0	0.0	0.0	0.0
Support activities for nonmetallic minerals (except fuels) mining.....	213115		0.0	0.0	0.0	0.0	0.0	0.0
Primary services.....		213115-P	0.0	0.0	0.0	0.0	0.0	0.0
Nonmetallic minerals (except fuels) mining support activity.....		213115-0	0.0	0.0	0.0	0.0	0.0	0.0
Utilities.....	221		-39.2	1.8	0.6	-3.4	1.2	2.5
Electric power generation, transmission, and distribution.....	2211		-46.7	0.1	-1.8	-3.9	2.0	3.8
Electric power generation.....	22111		-77.4	2.0	-5.5	-9.5	2.6	0.4
Electric power generation.....	221110		-77.4	2.0	-5.5	-9.5	2.6	0.4
Primary products.....		221110-P	-77.9	1.6	-5.7	-9.6	2.9	0.3
Utilities.....		221110-4	-40.4	10.3	-6.4	-8.6	3.0	2.0
Non-utilities.....		221110-5	-87.9	-7.5	-4.8	-11.0	2.7	-1.9
Secondary products and miscellaneous receipts.....		221110-SM						
Electric power transmission, control, and distribution.....	22112		16.2	-0.9	-0.1	-1.3	1.8	5.2
Electric bulk power transmission and control.....	221121		8.6	0.3	1.1	-0.1	0.4	0.7
Primary products.....		221121-P	8.6	0.3	1.1	-0.1	0.4	0.7
Electric bulk power transmission and control.....		221121-3	8.6	0.3	1.1	-0.1	0.4	0.7
Electric power distribution.....	221122		16.5	-0.9	-0.1	-1.4	1.8	5.4
Primary products.....		221122-P	11.5	-3.2	-0.7	-0.5	4.3	2.2
Residential electric power.....		221122-41	8.3	-2.4	-0.4	0.3	3.1	1.2
New England.....		221122-411	11.4	3.4	0.0	0.0	9.0	0.1
Middle Atlantic.....		221122-412	19.1	-1.0	-2.2	2.8	8.8	1.9
East North Central.....		221122-413	3.0	-6.9	0.4	-0.3	-0.8	2.1
West North Central.....		221122-414	0.6	-10.4	-0.1	-1.5	0.1	0.2
South Atlantic.....		221122-415	5.7	-4.2	0.7	0.4	2.4	0.4
East South Central.....		221122-416	5.4	-2.1	1.2	1.9	0.9	-1.8
West South Central.....		221122-417	10.2	-1.7	-2.1	-1.1	1.8	5.6
Mountain.....		221122-418	5.2	0.4	-2.9	-0.1	0.6	0.8
Pacific.....		221122-419	11.3	3.2	0.4	0.1	5.1	0.0
Commercial electric power.....		221122-42	13.7	-4.3	-1.2	-1.3	5.6	3.0
New England.....		221122-421	11.4	-0.7	0.0	0.0	8.8	0.0
Middle Atlantic.....		221122-422	43.1	-4.1	-2.5	3.7	19.4	13.5
East North Central.....		221122-423	1.7	-5.9	1.0	-1.1	-1.4	0.9
West North Central.....		221122-424	1.9	-7.6	-0.3	-2.3	0.5	1.1
South Atlantic.....		221122-425	8.7	-1.0	0.0	0.7	3.7	0.1
East South Central.....		221122-426	5.8	-1.9	-1.9	3.2	1.6	-1.9
West South Central.....		221122-427	10.1	-4.1	-5.2	-0.6	1.3	1.1
Mountain.....		221122-428	7.1	1.1	-2.0	0.3	1.1	1.3
Pacific.....		221122-429	10.4	-8.8	-0.4	-10.4	5.1	0.1
Industrial electric power.....		221122-43	15.1	-3.0	-0.7	-0.8	4.6	3.0
New England.....		221122-431	50.9	4.7	3.8	7.6	51.0	-4.0
Middle Atlantic.....		221122-432	28.5	4.6	-1.8	3.3	4.9	7.2
East North Central.....		221122-433	9.3	-7.4	1.0	-1.3	0.4	5.3
West North Central.....		221122-434	4.8	-8.6	-4.0	0.4	-0.8	3.1
South Atlantic.....		221122-435	4.6	-0.6	0.6	0.5	1.1	0.2
East South Central.....		221122-436	9.7	-3.1	-0.5	1.7	2.7	-0.3
West South Central.....		221122-437	10.7	-3.9	0.4	-0.1	0.7	1.2
Mountain.....		221122-438	39.0	15.0	-5.3	-5.1	0.1	14.5
Pacific.....		221122-439	9.2	-11.2	-1.3	-8.3	4.9	0.1
Transportation electric power.....		221122-45	15.0	-1.9	-0.3	0.7	3.6	5.3

See footnotes at end of table.

Table 12. Producer price index percentage changes for the net output of selected industries and their products, not seasonally adjusted — Continued
 [February 2022]

Title ¹	Industry code	Product code	Unadjusted 12-month percent change ²	Unadjusted 1-month percent change ²				
			Feb. 2021 to Feb. 2022 ^P	Sept. to Oct.	Oct. to Nov. ^P	Nov. to Dec. ^P	Dec. to Jan. ^P	Jan. to Feb. ^P
Electric power distribution - Continued								
Secondary products and miscellaneous receipts.....		221122-SM						
Miscellaneous receipts.....		221122-M	1.4	0.0	0.1	-0.2	1.0	0.0
Natural gas distribution.....	2212		38.4	9.7	10.6	-1.7	-1.7	-2.3
Natural gas distribution.....	22121		38.4	9.7	10.6	-1.7	-1.7	-2.3
Natural gas distribution.....	221210		38.4	9.7	10.6	-1.7	-1.7	-2.3
Primary products.....		221210-P	37.7	10.1	11.2	-1.8	-2.1	-2.4
Natural gas to ultimate consumers.....		221210-11	40.9	11.4	12.8	-2.0	-3.2	-2.9
Residential natural gas.....		221210-112	25.6	3.9	2.5	0.2	0.7	0.2
New England residential natural gas.....		221210-1121	12.3	2.0	21.7	1.6	-1.9	-0.3
Middle Atlantic residential natural gas.....		221210-1122	36.4	2.8	-0.1	2.2	0.4	0.4
East North Central residential natural gas.....		221210-1123	29.6	0.8	1.8	-3.1	-2.2	3.2
West North Central residential natural gas.....		221210-1124	34.3	6.7	-1.1	4.0	-1.7	-0.2
South Atlantic residential natural gas.....		221210-1125	16.7	7.6	0.7	-1.6	-2.2	0.8
East South Central residential natural gas.....		221210-1126	31.2	1.1	7.8	3.0	1.4	-0.5
West South Central residential natural gas.....		221210-1127	20.8	4.6	5.3	-0.6	1.6	3.5
Mountain residential natural gas.....		221210-1128	20.3	6.1	3.0	0.5	1.4	1.5
Pacific residential natural gas.....		221210-1129	19.7	6.5	0.7	1.7	9.0	-6.7
Commercial natural gas.....		221210-113	28.9	6.8	4.9	-0.2	1.3	-0.6
New England commercial natural gas.....		221210-1131	14.4	4.2	26.1	2.2	-1.8	-0.1
Middle Atlantic commercial natural gas.....		221210-1132	23.9	4.1	0.2	0.9	0.4	0.5
East North Central commercial natural gas.....		221210-1133	40.0	3.7	4.0	-2.5	-1.3	4.2
West North Central commercial natural gas.....		221210-1134	33.2	9.6	-2.5	0.9	-4.2	0.3
South Atlantic commercial natural gas.....		221210-1135	21.9	9.4	2.1	-3.3	-0.1	0.6
East South Central commercial natural gas.....		221210-1136	30.9	3.9	5.1	0.8	-1.3	1.6
West South Central commercial natural gas.....		221210-1137	33.9	6.1	10.9	-2.3	-0.5	1.8
Mountain commercial natural gas.....		221210-1138	21.2	7.7	3.7	0.5	1.8	-3.5
Pacific commercial natural gas.....		221210-1139	31.3	13.8	7.1	4.2	13.1	-9.9
Industrial natural gas.....		221210-114	48.8	13.3	4.0	-1.7	-3.9	7.7
New England industrial natural gas.....		221210-1141	20.0	6.9	30.9	2.7	-2.9	-0.6
Middle Atlantic industrial natural gas.....		221210-1142	26.0	22.7	0.6	-1.3	-3.8	2.0
East North Central industrial natural gas.....		221210-1143	73.1	3.0	3.3	-1.4	1.9	2.3
West North Central industrial natural gas.....		221210-1144	34.5	7.9	-0.9	6.2	-4.4	-0.9
South Atlantic industrial natural gas.....		221210-1145	20.8	10.4	2.3	0.9	-2.9	0.2
East South Central industrial natural gas.....		221210-1146	47.1	3.2	12.4	2.6	-1.4	-0.2
West South Central industrial natural gas.....		221210-1147	73.4	30.4	3.4	-8.3	-12.1	26.5
Mountain industrial natural gas.....		221210-1148	29.1	1.9	7.3	0.6	1.0	0.2
Pacific industrial natural gas.....		221210-1149	25.2	6.8	4.7	3.7	2.3	2.4
To electric power.....		221210-115	66.4	22.2	27.3	-4.5	-7.9	-7.8
Delivered to ultimate consumers for the account of others (transportation only)....		221210-12	20.8	2.5	1.3	0.2	5.0	0.7
Industrial consumer.....		221210-122	12.3	-0.6	1.0	0.2	9.4	0.6
Other consumers.....		221210-123	26.6	4.3	1.5	0.3	2.5	0.7
Secondary products and miscellaneous receipts.....		221210-SM						
Miscellaneous receipts.....		221210-M	3.5	0.4	1.6	0.2	-0.3	0.2
Construction industries								
New industrial building construction.....	236211		19.0	7.7	0.5	0.4	3.9	1.3
Primary products.....		236211-P	19.0	7.7	0.5	0.4	3.9	1.3
New warehouse building construction.....	236221		28.7	13.1	-0.3	0.1	6.4	0.3
Primary products.....		236221-P	28.7	13.1	-0.3	0.1	6.4	0.3
New school building construction.....	236222		12.3	5.3	0.1	0.0	2.9	0.2
Primary products.....		236222-P	12.3	5.3	0.1	0.0	2.9	0.2
New office building construction.....	236223		18.1	5.2	0.4	0.7	3.9	0.9
Primary products.....		236223-P	18.1	5.2	0.4	0.7	3.9	0.9
New health care building construction.....	236224		14.8	4.9	0.9	0.1	2.9	0.3
Primary products.....		236224-P	14.8	4.9	0.9	0.1	2.9	0.3
Concrete contractors, nonresidential building work.....	23811X		18.4	10.7	0.1	0.2	1.6	0.2
Primary products.....		23811X-P	18.4	10.7	0.1	0.2	1.6	0.2
Roofing contractors, nonresidential building work.....	23816X		13.5	1.5	0.4	0.5	4.2	0.5
Primary products.....		23816X-P	13.5	1.5	0.4	0.5	4.2	0.5
Electrical contractors, nonresidential building work.....	23821X		12.1	3.7	0.8	0.1	1.3	0.7
Primary products.....		23821X-P	12.1	3.7	0.8	0.1	1.3	0.7

See footnotes at end of table.

Table 12. Producer price index percentage changes for the net output of selected industries and their products, not seasonally adjusted — Continued
 [February 2022]

Title ¹	Industry code	Product code	Unadjusted 12-month percent change ²	Unadjusted 1-month percent change ²				
				Feb. 2021 to Feb. 2022 ^P	Sept. to Oct.	Oct. to Nov. ^P	Nov. to Dec. ^P	Dec. to Jan. ^P
Plumbing, heating and air-conditioning contractors, nonresidential building work.	23822X		9.6	0.5	0.8	0.2	0.8	0.5
Primary products.		23822X-P	9.6	0.5	0.8	0.2	0.8	0.5
Manufacturing								
Total manufacturing industries.			16.6	1.6	0.7	-0.3	2.0	2.5
Food mfg.	311		14.2	-1.1	0.1	0.0	1.9	1.8
Animal food mfg.	3111		12.0	-0.3	0.5	1.1	1.9	2.0
Animal food mfg.	31111		12.0	-0.3	0.5	1.1	1.9	2.0
Dog and cat food manufacturing.	311111		8.7	0.0	0.1	0.4	1.2	1.5
Primary products.		311111-P	9.1	0.0	0.1	0.1	0.9	1.7
Dog food.		311111-1	8.6	0.0	0.1	0.1	1.2	0.6
Canned dog food.		311111-11	11.9	0.0	0.0	-0.1	0.3	0.0
Dry and semi moist dog food.		311111-14	7.5	0.0	0.2	0.2	1.5	0.8
Cat food.		311111-4	10.5	0.0	0.1	0.1	0.2	4.7
Canned cat food.		311111-44	12.3	0.0	0.0	0.0	0.0	6.7
Dry and semi moist cat food.		311111-45	7.6	0.0	0.3	0.2	0.6	1.6
Secondary products and miscellaneous receipts.		311111-SM						
Miscellaneous receipts.		311111-M1	5.8	0.0	0.0	2.2	3.3	0.0
Other animal food manufacturing.	311119		14.3	-0.5	0.8	1.6	2.4	2.4
Primary products.		311119-P	14.2	-0.6	0.8	1.7	2.6	2.4
Complete swine feed, supplements, concentrates, and premixes.		311119-B	26.2	0.8	1.9	2.6	3.0	1.2
Complete beef cattle feed, supplements, concentrates, and premixes.		311119-H	12.4	0.0	1.3	1.6	2.1	1.1
Poultry, exc. chicken and turkey, and livestock, exc. cattle and swine, feed.		311119-N	8.6	0.4	2.5	0.7	1.3	0.7
Pet (excluding dog and cat), laboratory, and fur animal feed.		311119-R	11.3	1.1	0.5	0.8	1.5	0.3
Chicken and turkey feed, supplements, concentrates, and premixes.		311119-1	14.5	-2.9	0.0	1.8	3.4	3.8
Complete dairy cattle feed, supplements, concentrates, and premixes.		311119-5	10.1	1.7	1.3	1.6	1.9	3.3
Other prepared animal feeds, including feeding materials and adjuncts.		311119-9	14.0	-0.9	-0.5	1.5	2.2	1.9
Secondary products and miscellaneous receipts.		311119-SM						
Miscellaneous receipts.		311119-M	19.1	0.8	-0.2	0.7	0.8	1.3
Secondary products.		311119-S	9.4	1.3	0.2	4.5	0.7	0.9
Grain & oilseed milling.	3112		22.5	2.1	0.2	-0.9	1.6	3.0
Flour milling & malt mfg.	31121		22.3	3.6	1.3	0.8	-0.4	2.0
Flour milling.	311211		27.0	4.5	1.5	1.0	-0.7	1.4
Primary products.		311211-P	26.2	4.2	1.5	0.9	-0.9	1.5
Prepared flour mixes, including refrigerated and frozen doughs and batters, made in flour mills.		311211-A	10.1	0.3	0.1	0.1	1.1	0.2
Wheat flour (except flour mixes), made in flour mills.		311211-1	29.1	4.0	2.0	0.5	-1.4	1.3
Wheat mill products, except flour.		311211-4	13.1	7.0	-1.2	1.0	-2.2	0.5
Corn mill products.		311211-7	16.0	3.1	0.6	2.3	1.2	2.1
Other grain mill products.		311211-9	43.4	9.7	1.0	3.9	0.7	3.8
Secondary products and miscellaneous receipts.		311211-SM						
Miscellaneous receipts.		311211-M	48.3	9.1	2.3	1.2	4.1	-0.2
Rice milling.	311212		12.7	0.9	0.7	0.4	0.6	4.2
Primary products.		311212-P	12.9	0.9	0.7	0.4	0.6	4.3
Milled rice and byproducts.		311212-0	12.9	0.9	0.7	0.4	0.6	4.3
Milled rice (incl second heads, screenings, brewers, bran, sharps, rice flour, and byproducts).		311212-04	6.9	0.3	1.1	0.0	0.0	1.0
Head rice not packaged with other ingredients.		311212-06	15.2	1.0	0.7	0.5	0.6	5.6
Secondary products and miscellaneous receipts.		311212-SM						
Malt manufacturing.	311213		5.4	1.7	0.0	-0.2	0.5	1.6
Primary products.		311213-P	3.8	0.0	0.1	-0.2	0.5	1.6
Malt and malt byproducts.		311213-0	3.8	0.0	0.1	-0.2	0.5	1.6
Secondary products and miscellaneous receipts.		311213-SM1						
Starch & vegetable fats & oils mfg.	31122		26.8	1.8	-0.1	-2.0	2.5	3.9
Wet corn milling.	311221		17.0	2.4	-2.8	0.3	2.3	1.5
Primary products.		311221-P	21.0	2.7	-3.5	0.3	2.1	4.9
Wet process corn byproducts.		311221-A	28.1	10.4	-0.7	-3.0	5.6	4.8
Corn sweeteners, made by wet milling.		311221-1	13.7	-0.3	-9.0	1.6	0.9	6.4
Manufactured starch, made by wet milling.		311221-4	31.0	3.7	-2.3	0.3	0.7	11.4
Secondary products and miscellaneous receipts.		311221-SM						
Soybean and other oilseed processing.	311224		22.6	0.3	0.5	-1.7	2.2	2.8
Primary products.		311224-P	16.9	-0.9	0.6	-1.9	3.0	2.6

See footnotes at end of table.

Table 12. Producer price index percentage changes for the net output of selected industries and their products, not seasonally adjusted — Continued
[February 2022]

Title ¹	Industry code	Product code	Unadjusted 12-month percent change ²	Unadjusted 1-month percent change ²				
			Feb. 2021 to Feb. 2022 ^P	Sept. to Oct.	Oct. to Nov. ^P	Nov. to Dec. ^P	Dec. to Jan. ^P	Jan. to Feb. ^P
Soybean and other oilseed processing - Continued								
Cottonseed cake, meal, hulls, and other byproducts.....		311224-B	9.1	2.3	2.4	3.4	1.0	-0.1
Cottonseed cake and meal.....		311224-B1	1.7	3.3	3.4	4.6	1.5	-0.5
Soybean oil.....		311224-3	35.9	-0.9	-0.4	-7.0	1.0	5.1
Crude soybean oil, degummed, made from soybeans crushed in the same establishment.....		311224-31	9.2	-1.2	1.1	-0.9	-2.0	-0.4
Soybean oil, all other types.....		311224-32	52.0	-0.7	-1.1	-9.7	2.5	7.7
Soybean cake, meal, and other byproducts.....		311224-4	0.6	-0.9	0.1	0.7	5.0	1.2
Soybean cake and meal.....		311224-41	-1.1	-1.8	0.1	1.6	4.6	1.4
Other soybean products, including isolates and concentrates.....		311224-42	26.2	10.3	0.5	-9.9	10.8	-0.7
Cotton linters.....		311224-7	100.0	1.6	1.8	17.8	3.1	20.6
Other crude and refined vegetable oils and other vegetable mill products.....		311224-9	54.5	-2.2	7.1	4.3	1.3	-0.2
Other crude vegetable oils, including linseed, peanut, sunflower, safflower, etc.....		311224-91	77.2	-2.6	9.6	5.4	0.7	0.4
Other vegetable oil mill products, including all oil seed cake and meal.....		311224-93	-1.8	-0.8	-0.9	-0.6	-0.5	2.5
Secondary products and miscellaneous receipts.....		311224-SM						
Miscellaneous products.....		311224-M	0.8	-7.6	-10.1	5.0	2.9	2.3
Fats and oils refining and blending.....	311225		40.7	3.6	1.0	-4.3	3.3	7.4
Primary products.....		311225-P	43.1	4.1	0.9	-4.2	4.2	8.1
Shortening and cooking oils.....		311225-2	49.1	4.5	0.9	-4.7	4.6	9.0
Margarine, butter blends, and butter substitutes.....		311225-4	4.7	1.5	1.2	-0.8	1.0	0.1
Secondary products and miscellaneous receipts.....		311225-SM						
Secondary products.....		311225-S	-	-1.9	2.1	-7.9	-6.5	-
Breakfast cereal manufacturing.....	31123		5.3	0.0	0.0	1.2	1.2	0.8
Breakfast cereal manufacturing.....	311230		5.3	0.0	0.0	1.2	1.2	0.8
Primary products.....		311230-P	3.4	0.0	0.0	0.0	0.0	1.0
Breakfast cereal.....		311230-1	3.4	0.0	0.0	0.0	0.0	1.0
Secondary products and miscellaneous receipts.....		311230-SM						
Sugar & confectionery product mfg.....	3113		6.9	1.2	1.0	0.4	0.8	0.9
Sugar mfg.....	31131		6.2	1.3	0.4	1.4	-0.6	1.6
Beet sugar manufacturing.....	311313		4.6	0.4	0.0	1.9	-0.2	1.1
Primary products.....		311313-P	4.8	0.6	0.0	1.6	-0.1	1.1
Beet sugar.....		311313-0	4.8	0.6	0.0	1.6	-0.1	1.1
Secondary products and miscellaneous receipts.....		311313-SM1						
Cane sugar manufacturing.....	311314		7.2	1.9	0.6	1.0	-0.9	1.9
Primary products.....		311314-P	7.4	1.9	0.6	1.1	-1.0	1.9
Raw cane sugar and sugarcane mill products and byproducts.....		311314-1	10.7	5.0	0.7	1.5	-2.6	3.2
Refined granulated cane sugar and byproducts.....		311314-3	5.4	-0.1	0.5	0.9	0.1	1.1
Secondary products and miscellaneous receipts.....		311314-SM						
Nonchocolate confectionery mfg.....	31134		6.8	1.0	2.2	0.5	0.5	0.6
Nonchocolate confectionery manufacturing.....	311340		6.8	1.0	2.2	0.5	0.5	0.6
Primary products.....		311340-P	6.7	1.1	2.3	0.4	0.4	0.5
Nonchocolate-type confectioneries, made and packaged for shipment.....		311340-1	6.7	0.9	1.3	0.5	0.6	0.6
Other confectionery-type products.....		311340-7	6.6	0.6	0.7	1.8	0.0	1.4
Secondary products and miscellaneous receipts.....		311340-SM						
Secondary products.....		311340-S	7.7	0.3	0.9	1.6	0.9	1.7
Chocolate and confectionery manufacturing.....	31135		7.5	1.3	0.8	-0.2	1.8	0.5
Chocolate and confectionery mfg. from cacao.....	311351		11.5	1.2	0.9	-0.8	3.5	1.0
Primary products.....		311351-P	13.1	1.4	1.0	-0.9	4.0	1.1
Chocolate/chocolate-type confectionery prods., cacao beans.....		311351-4	-	0.0	0.0	0.0	0.0	-
Other chocolate and cocoa products, made from cacao beans.....		311351-7	12.8	-1.8	2.4	-2.0	7.5	0.3
Secondary products and miscellaneous receipts.....		311351-SM1						
Confectionery mfg. from purchased chocolate.....	311352		5.7	1.4	0.8	0.1	1.0	0.3
Primary products.....		311352-P	5.8	1.6	0.8	0.1	1.2	0.2
Chocolate/confectionery products, made from purchased chocolate, not retailed... ..		311352-1	5.7	1.8	0.9	0.1	1.2	0.2
Chocolate/confectionery products, made from purchased chocolate, retailed.....		311352-2	6.0	-0.3	0.0	0.0	0.0	0.0
Secondary products and miscellaneous receipts.....		311352-SM						
Miscellaneous receipts.....		311352-M	7.4	0.0	0.0	0.0	0.0	0.8
Secondary products.....		311352-S	4.9	-	-	0.1	0.4	1.1
Fruit & vegetable preserving & specialty food mfg.....	3114		8.5	0.6	0.2	0.6	1.9	1.9
Frozen food manufacturing.....	31141		11.0	0.5	0.3	0.4	1.6	4.1

See footnotes at end of table.

Table 12. Producer price index percentage changes for the net output of selected industries and their products, not seasonally adjusted — Continued
 [February 2022]

Title ¹	Industry code	Product code	Unadjusted 12-month percent change ²	Unadjusted 1-month percent change ²				
				Feb. 2021 to Feb. 2022 ^P	Sept. to Oct.	Oct. to Nov. ^P	Nov. to Dec. ^P	Dec. to Jan. ^P
Frozen fruit and vegetable manufacturing.....	311411		7.8	0.7	0.2	0.4	1.6	0.3
Primary products.....		311411-P	6.9	1.0	0.6	0.3	1.1	0.4
Frozen fruits, juices, ades, drinks, and cocktails.....		311411-1	18.5	3.6	1.1	0.3	0.1	0.1
Frozen fruits.....		311411-11	24.3	6.5	0.8	-0.1	0.1	0.2
Frozen vegetables.....		311411-4	3.8	0.3	0.4	0.2	1.5	0.5
Frozen vegetables, other than potato products.....		311411-47	9.6	0.1	0.5	0.8	2.4	1.8
Frozen potato products (French-fried, patties, puffs, etc.).....		311411-48	-0.6	0.4	0.3	-0.2	0.7	-0.6
Secondary products and miscellaneous receipts.....		311411-SM						
Miscellaneous receipts.....		311411-M	25.3	-3.3	-4.9	2.6	9.5	-1.6
Frozen specialty food manufacturing.....	311412		13.5	0.4	0.5	0.3	1.6	7.2
Primary products.....		311412-P	14.1	0.3	0.7	0.3	1.6	7.5
Frozen dinners (beef, pork, and poultry pies) and nationality foods, incl. frozen pizza.....		311412-1	6.9	0.8	0.6	0.4	1.9	0.3
Other frozen specialties, incl. all whipped topping, waffles, soups, etc., excluding seafood.....		311412-4	49.3	-1.8	1.1	-0.1	0.2	44.2
Secondary products and miscellaneous receipts.....		311412-SM						
Secondary products.....		311412-S	2.7	3.8	-3.3	0.9	0.9	0.2
Fruit & vegetable canning, pickling & drying.....	31142		6.9	0.7	0.0	0.7	2.0	0.5
Fruit and vegetable canning.....	311421		6.9	1.0	0.1	1.2	1.6	0.4
Primary products.....		311421-P	6.7	1.1	0.0	1.2	1.5	0.0
Canned catsup and other tomato based sauces.....		311421-D	9.2	2.3	-0.3	1.5	1.5	1.2
Canned jams, jellies, and preserves.....		311421-G	9.7	0.1	8.8	0.0	-0.1	0.0
Canned and fresh fruit juices, nectars, and concentrates.....		311421-K	3.3	0.7	-0.5	0.5	3.3	-2.6
Pickles and other pickled products, including horseradish.....		311421-Q	12.5	0.1	0.0	7.5	0.2	0.0
Canned fruits, excluding baby foods.....		311421-1	7.0	1.1	-0.5	0.6	0.4	2.9
Canned vegetables.....		311421-5	5.7	-0.2	0.6	-0.1	0.8	0.1
Secondary products and miscellaneous receipts.....		311421-SM						
Miscellaneous receipts.....		311421-M	1.3	2.0	-1.6	-0.7	-6.4	14.5
Secondary products.....		311421-S	11.2	-0.4	1.2	0.9	3.9	1.9
Specialty canning.....	311422		10.5	0.2	0.0	0.1	4.1	0.4
Primary products.....		311422-P	9.8	0.3	0.0	0.1	2.0	0.5
Canned baby foods and other canned specialty/nationality foods.....		311422-5	8.8	0.8	0.3	-0.6	5.0	0.0
Canned soups and stews, excluding frozen and seafood.....		311422-6	12.1	0.1	-0.1	0.3	1.9	0.0
Canned dry beans.....		311422-7	3.5	0.5	0.0	0.0	0.0	2.7
Secondary products and miscellaneous receipts.....		311422-SM						
Secondary products.....		311422-S	12.1	0.0	0.0	0.0	9.1	0.0
Dried and dehydrated food manufacturing.....	311423		2.1	0.0	0.0	0.0	0.6	0.8
Primary products.....		311423-P	1.3	-0.3	0.0	0.0	0.0	1.0
Soup mixes (including dried/dehydrated/freeze-dried) and bouillon.....		311423-1	-	-	-	-	-	-
Dried and dehydrated fruits and vegetables, including freeze-dried.....		311423-5	1.7	-0.4	0.1	-0.1	0.0	1.4
Secondary products and miscellaneous receipts.....		311423-SM						
Secondary products.....		311423-S	-	-	-	-	-	-
Dairy product mfg.....	3115		16.7	1.2	1.3	2.1	3.4	2.4
Dairy product (except frozen) mfg.....	31151		17.6	1.2	1.3	2.3	3.6	2.5
Fluid milk manufacturing.....	311511		15.4	0.9	1.9	2.2	1.1	3.6
Primary products.....		311511-P	15.7	1.1	2.2	2.3	0.9	3.4
Yogurt, except frozen.....		311511-A	1.2	0.4	0.1	0.2	0.1	0.3
Perishable dairy product substitutes.....		311511-D	1.4	4.6	0.0	0.0	-8.7	0.0
Fluid milk and cream, bulk sales.....		311511-1	38.5	1.4	3.6	5.0	3.5	7.4
Fluid milk and related products, packaged (incl. cartons, bottles, cans, etc.) excl. U.H.T.....		311511-5	16.8	0.9	2.8	2.5	1.4	3.7
Whole fluid milk, packaged, excluding U.H.T. and flavored.....		311511-51	17.7	1.2	2.7	2.8	1.4	4.4
Fluid milk, lowfat, incl. 2.0, 1.0, and 0.5 percent packaged, excl. U.H.T. and flavored.....		311511-52	14.7	0.9	3.3	2.2	0.9	2.8
Fat free or skim milk, packaged, excluding U.H.T. and flavored.....		311511-53	11.2	0.7	3.5	1.8	0.4	1.3
Other fluid milk related products, incl. heavy & light cream, unflavored sour cream, etc.....		311511-59	24.5	0.2	1.0	3.0	3.7	6.3
Cottage cheese (including bakers', pot, and farmers' cheese).....		311511-7	15.0	1.3	2.2	2.2	1.6	2.4
Other packaged milk products incl. flavored milks, eggnog, buttermilk etc.....		311511-9	14.2	0.7	1.5	2.6	1.3	2.7
Secondary products and miscellaneous receipts.....		311511-SM						
Miscellaneous receipts.....		311511-M	18.2	0.5	1.6	2.1	2.7	5.3
Secondary products.....		311511-S	9.7	-0.3	0.3	1.1	1.3	2.9
Creamery butter manufacturing.....	311512		111.7	-3.5	12.6	5.0	31.2	2.6
Primary products.....		311512-P	111.8	-3.5	12.6	5.0	31.2	2.6

See footnotes at end of table.

Table 12. Producer price index percentage changes for the net output of selected industries and their products, not seasonally adjusted — Continued
 [February 2022]

Title ¹	Industry code	Product code	Unadjusted 12-month percent change ²	Unadjusted 1-month percent change ²				
				Feb. 2021 to Feb. 2022 ^P	Sept. to Oct.	Oct. to Nov. ^P	Nov. to Dec. ^P	Dec. to Jan. ^P
Creamery butter manufacturing - Continued								
Creamery butter.....		311512-0	111.8	-3.5	12.6	5.0	31.2	2.6
Cheese manufacturing.....	311513		8.7	2.3	-0.8	2.1	2.3	0.8
Primary products.....		311513-P	7.9	2.3	-1.1	2.2	2.4	0.2
Raw liquid whey.....		311513-A	37.3	2.1	1.6	4.1	2.7	6.0
Natural cheese (cheddar, Swiss, Italian, brick, cream, grated, dried etc.) excl. cottage cheese.....		311513-1	6.5	1.5	-1.0	2.0	2.7	-0.6
Natural cheese, except lowfat, shipped in consumer packages or containers (3 lbs. or less).....		311513-1111	4.1	-0.1	0.0	0.1	1.0	1.3
Natural cheese, except lowfat, shipped in packages or containers (more than 3 lbs.) or bulk.....		311513-1121	8.6	2.7	-1.7	3.5	4.2	-2.1
Lowfat natural cheese, except cottage cheese, shipped in consumer packages (3 lbs. or less).....		311513-1131	0.8	0.1	0.0	0.3	0.2	0.5
Lowfat natural cheese, except cottage cheese, shipped in packages (more than 3 lbs.) or in bulk.....		311513-1141	11.2	3.7	-2.3	5.6	2.7	-2.3
Process cheese and related products.....		311513-4	14.1	6.2	-1.7	2.9	1.3	3.7
Process cheese, shipped in consumer packages or containers (3 lbs. or less).....		311513-41	8.7	5.0	-2.4	1.5	2.1	2.4
All other process cheese and related products.....		311513-49	18.8	7.3	-1.1	4.1	0.7	4.7
Process cheese, shipped in packages or containers (more than 3 lbs.) or in bulk.....		311513-4921	11.7	0.5	4.3	4.5	-2.4	6.2
Cheese food, spread, and other related products.....		311513-4961	27.8	15.1	-6.6	3.6	4.1	3.1
Secondary products and miscellaneous receipts.....		311513-SM						
Miscellaneous receipts.....		311513-M	10.3	0.7	0.3	1.6	1.2	3.4
Secondary products.....		311513-S	14.6	2.9	0.5	1.9	1.5	4.9
Dry, condensed, and evaporated dairy products.....	311514		28.5	0.7	2.3	2.5	6.4	3.2
Primary products.....		311514-P	19.9	0.4	1.7	1.5	5.0	1.2
Ice cream mixes and related products.....		311514-A	35.7	1.5	1.0	1.7	3.9	8.8
Dairy product substitutes.....		311514-D	5.3	0.0	3.2	0.0	0.0	2.0
Dry milk products and mixtures.....		311514-1	21.0	0.6	1.8	2.2	1.0	0.6
Milk products, shipped in consumer-type cans, excluding substitutes.....		311514-5	19.8	0.0	0.3	0.2	17.2	1.2
Concentrated milk products shipped in bulk (barrels, drums, and tanks).....		311514-7	53.2	2.2	5.1	3.8	9.9	1.6
Secondary products and miscellaneous receipts.....		311514-SM						
Secondary products.....		311514-S	75.3	2.0	5.1	7.2	-	-
Ice cream and frozen dessert mfg.....	31152		7.3	0.5	0.8	0.1	1.3	1.7
Ice cream and frozen dessert manufacturing.....	311520		7.3	0.5	0.8	0.1	1.3	1.7
Primary products.....		311520-P	7.6	0.5	0.7	0.1	1.4	1.8
Ice cream and frozen dessert manufacturing.....		311520-0	7.6	0.5	0.7	0.1	1.4	1.8
Ice cream, incl. custards (excl. lowfat and nonfat) shipped in bulk (containers 3 gal or more).....		311520-01	12.7	-0.7	0.9	-0.3	4.1	1.4
Ice cream, incl. custards (excl. lowfat and nonfat) shipped in sizes less than 3 gallons.....		311520-02	5.1	0.7	0.3	0.0	0.7	0.3
Ice cream, including custards (excluding lowfat and nonfat), novelty forms.....		311520-03	8.7	-0.7	0.2	0.3	3.0	2.1
Ice cream, including custards, lowfat and nonfat.....		311520-04	5.7	0.6	0.4	0.0	0.1	4.7
Other frozen desserts (yogurt, sherbet, water ices, mellorine, frozen pudding, gelato, etc.).....		311520-05	11.5	2.2	2.2	0.0	0.6	3.7
Secondary products and miscellaneous receipts.....		311520-SM						
Miscellaneous receipts.....		311520-M	0.0	0.0	0.0	0.0	0.0	0.0
Secondary products.....		311520-S	-	1.1	2.7	1.5	2.2	-
Animal slaughtering & processing.....	31161		19.9	-5.4	-1.6	-1.8	1.8	1.2
Animal, except poultry, slaughtering.....	311611		19.0	-9.9	-0.7	-5.3	2.3	-0.8
Primary products.....		311611-P	17.5	-10.3	-0.7	-5.7	2.2	-0.9
Pork, fresh/frozen, unprocessed, all cuts, except sausage, made in slaughtering plants.....		311611-A	-1.2	-6.5	-6.2	-3.6	-6.4	4.0
Pork, processed or cured, not canned or made into sausage, made in slaughtering plants.....		311611-G	12.2	-0.1	-1.4	-0.6	-0.2	1.6
Fresh and processed sausage, deli, and cooked meats, made in slaughtering plants.....		311611-J	16.6	1.3	-0.5	-4.2	-2.4	4.8
Hides, skins, and pelts, made in slaughtering plants.....		311611-Q	-1.5	-11.0	-10.1	-5.6	-3.0	3.1
Miscellaneous byproducts of slaughtering plants.....		311611-R	32.7	-4.1	1.8	-5.8	3.7	3.1
Beef, fresh or frozen, not canned or made into sausage, made in slaughtering plants.....		311611-1	22.8	-13.1	0.8	-6.7	5.0	-2.9
Beef, fresh/frozen whole/half carcass, not canned or made into sausage, misp.....		311611-10	1.8	-11.9	2.1	-7.6	11.9	-11.1
Beef, fresh/frozen variety meats, not canned or made into sausage, made in slaughtering plants.....		311611-16	32.3	1.4	-0.2	-8.4	3.0	7.9
Beef, fresh/frozen, primal and subprimal cuts, made in slaughtering plants.....		311611-17	23.8	-13.7	0.7	-6.6	4.7	-2.9
Lamb/mutton, fresh or frozen, not canned or made into sausage, made in slaughtering plants.....		311611-7	14.2	1.2	-1.1	-1.7	-1.0	0.0

See footnotes at end of table.

Table 12. Producer price index percentage changes for the net output of selected industries and their products, not seasonally adjusted — Continued
 [February 2022]

Title ¹	Industry code	Product code	Unadjusted 12-month percent change ²	Unadjusted 1-month percent change ²				
			Feb. 2021 to Feb. 2022 ^P	Sept. to Oct.	Oct. to Nov. ^P	Nov. to Dec. ^P	Dec. to Jan. ^P	Jan. to Feb. ^P
Animal, except poultry, slaughtering - Continued								
Secondary products and miscellaneous receipts.....		311611-SM						
Miscellaneous receipts.....		311611-M	81.2	0.0	0.0	0.0	8.9	0.0
Secondary products.....		311611-S	62.7	9.6	3.8	11.2	1.6	2.0
Meat processed from carcasses.....	311612		13.4	-0.7	-1.9	-0.9	-1.1	0.0
Primary products.....		311612-P	13.7	-0.8	-2.1	-0.9	-1.2	-0.3
Other processed, frozen, or cooked meats, made from purchased carcasses.....		311612-A	15.1	-1.3	-2.1	-0.3	-1.6	-1.3
Boxed meat (beef, pork, lamb, etc.), made from purchased carcasses.....		311612-A1	1.5	3.1	-3.9	-0.4	-4.5	-8.7
Frozen ground meat patties and other processed, frozen, or cooked meats, mfpc.....		311612-A5	21.5	-3.2	-1.3	-0.2	-0.3	2.0
Pork, processed or cured, not canned or made into sausage, mfpc.....		311612-1	12.0	-0.1	-2.8	-1.7	-0.5	0.3
Pork, sweet-pickled, dry-cured, or dry salt, not canned or made into sausage, mfpc.....		311612-11	15.7	0.3	-0.4	-0.1	0.9	0.5
Smoked hams and picnics, excluding canned, made from purchased carcasses.....		311612-12	10.7	0.3	-0.4	2.0	2.1	-0.3
Smoked slab bacon, made from purchased carcasses.....		311612-13	39.4	0.1	-0.8	-1.9	0.3	-0.2
Smoked sliced bacon, made from purchased carcasses.....		311612-14	13.1	1.2	-6.5	-5.0	-3.6	1.3
Other smoked pork, not canned or made into sausage, made from purchased carcasses.....		311612-15	26.9	7.9	-0.3	1.6	-1.2	4.9
Boiled ham, barbecue pork, and other cooked pork, except canned meats and sausage, mfpc.....		311612-16	-5.1	-8.6	1.6	-1.0	1.6	-2.6
Sausage and similar products, excluding canned, made from purchased carcasses.....		311612-4	13.5	-1.1	-1.1	-1.9	-1.8	1.7
Fresh sausage (pork sausage, breakfast links, etc.), excluding canned, mfpc....		311612-41	10.8	-5.8	-3.3	-0.3	-3.8	2.7
Dry or semidry sausage (salami, cervelat, pepperoni, summer sausage, pork roll, etc), mfpc.....		311612-42	20.0	1.9	-1.8	-2.5	-3.6	2.0
Frankfurters, including wieners, excluding canned, made from purchased carcasses.....		311612-43	7.8	-2.2	0.6	-2.2	1.0	0.9
Other sausage (smoked or cooked) & jellied goods & similar preparations, excluding canned, mfpc.....		311612-44	11.3	1.3	1.9	-2.6	1.8	0.3
Canned meats, excluding dog, cat, and baby food, made from purchased carcasses.....		311612-7	-	1.3	-2.7	1.2	0.6	-
Secondary products and miscellaneous receipts.....		311612-SM						
Secondary products.....		311612-S	15.6	0.3	1.4	-0.3	1.9	4.3
Rendering and meat byproduct processing.....	311613		19.4	-4.0	-3.7	-0.1	3.7	17.3
Primary products.....		311613-P	15.1	-4.7	-3.9	0.0	4.0	17.3
Lard, inedible tallow, and other greases, excluding wool grease.....		311613-2	62.5	2.1	2.8	-2.5	-2.1	15.0
Animal and marine feed and fertilizer byproducts.....		311613-5	-3.3	-8.9	-8.6	1.9	8.6	18.8
Meat and bone meal.....		311613-51	-2.0	-16.7	-21.4	-7.4	13.0	55.4
Animal and marine feed and fertilizer byproducts, except meat and bone meal..		311613-52	-4.0	-4.1	-1.6	6.0	7.0	4.1
Secondary products and miscellaneous receipts.....		311613-SM						
Poultry processing.....	311615		26.6	-1.1	-2.9	3.2	3.3	4.1
Primary products.....		311615-P	27.0	-1.1	-2.9	3.2	3.4	4.2
Processed poultry and small game (except soups), containing 20 percent or more poultry or meat.....		311615-D	18.7	1.4	-5.1	5.3	6.7	4.2
Young chickens, including bulk, chilled, frozen, whole, and in parts.....		311615-1	27.1	-2.9	-2.9	2.8	1.7	4.0
Turkeys (including frozen, whole, and parts).....		311615-7	53.1	0.0	1.7	1.2	2.2	5.2
Other poultry and small game (including frozen), whole, and parts.....		311615-9	81.1	0.4	1.3	-0.3	1.8	4.3
Secondary products and miscellaneous receipts.....		311615-SM						
Secondary products.....		311615-S	13.4	-2.1	-2.8	6.9	0.8	-1.5
Seafood product preparation & packaging.....	3117		15.4	2.0	0.7	0.6	1.1	1.5
Seafood product preparation and packaging.....	31171		15.4	2.0	0.7	0.6	1.1	1.5
Seafood product preparation and packaging.....	311710		15.3	2.0	0.7	0.6	1.1	1.5
Primary products.....		311710-P	15.4	2.1	0.8	0.6	1.0	1.2
Seafood canning.....		311710-1	7.2	0.2	3.4	0.0	0.4	0.7
Fresh and frozen seafood processing.....		311710-2	17.0	2.4	0.3	0.7	1.1	1.2
Prepared fresh fish/seafood, inc. surimi/surimi-based products.....		311710-21	13.9	2.9	1.0	0.7	0.9	3.9
Prepared frozen fish.....		311710-22	15.9	1.0	0.5	0.1	3.1	2.4
Prepared frozen shellfish.....		311710-23	24.9	4.5	-0.4	1.4	-0.3	-1.9
Other prepared fresh and frozen seafood.....		311710-24	6.7	0.0	0.2	1.2	-0.7	0.0
Secondary products and miscellaneous receipts.....		311710-SM						
Miscellaneous receipts.....		311710-M	22.9	1.7	-0.8	0.5	2.7	10.9
Bakeries & tortilla mfg.....	3118		9.9	0.2	1.1	0.6	2.1	2.4
Bread & bakery product mfg.....	31181		10.4	0.2	1.3	0.7	1.8	3.3
Retail bakeries.....	311811		10.7	0.7	3.2	1.6	1.4	0.0

See footnotes at end of table.

Table 12. Producer price index percentage changes for the net output of selected industries and their products, not seasonally adjusted — Continued
[February 2022]

Title ¹	Industry code	Product code	Unadjusted 12-month percent change ²	Unadjusted 1-month percent change ²				
				Feb. 2021 to Feb. 2022 ^P	Sept. to Oct.	Oct. to Nov. ^P	Nov. to Dec. ^P	Dec. to Jan. ^P
Retail bakeries - Continued								
Primary products.....		311811-P	10.9	0.7	3.3	1.6	1.4	0.0
Retail bakery products.....		311811-0	10.9	0.7	3.3	1.6	1.4	0.0
Secondary products and miscellaneous receipts.....		311811-SM						
Miscellaneous receipts.....		311811-M	2.6	0.2	0.0	0.0	0.0	0.0
Commercial bakeries.....	311812		11.5	0.2	1.2	0.7	1.8	4.1
Primary products.....		311812-P	11.0	0.2	1.2	0.8	1.8	3.7
Bread (white, wheat, rye, etc.), including frozen.....		311812-1	9.7	0.4	0.4	1.1	1.2	4.0
White pan bread.....		311812-15	12.1	0.7	0.9	0.9	0.7	6.8
White hearth bread (French, Italian, etc.).....		311812-16	8.8	0.2	0.3	1.8	0.8	2.5
Dark wheat breads (whole wheat, cracked wheat, multigrain, etc.).....		311812-17	9.9	-1.0	0.3	1.3	1.4	2.8
Other variety breads (rye, unleavened, raisin, potato, self-rising, salt-free, canned, etc.).....		311812-18	5.5	1.2	-0.5	0.7	2.4	0.6
Rolls, bread-type (including muffins, bagels, and croissants), including frozen.....		311812-5	8.6	0.6	1.8	0.8	-0.3	2.5
Rolls, hamburger and wiener.....		311812-51	11.5	0.9	3.2	1.6	0.9	4.6
All other rolls, bread-type (incl. muffins, bagels, and croissants).....		311812-59	5.4	0.2	0.4	0.1	-1.5	0.3
Soft cakes, excluding frozen.....		311812-7	20.9	-1.0	2.3	1.1	8.4	3.5
Pies (fruit, cream, and custard), excluding frozen.....		311812-8	15.5	-1.0	4.1	-2.0	-1.0	10.2
Other sweet goods, excluding frozen.....		311812-9	13.7	-0.7	1.5	-0.2	4.3	5.6
Secondary products and miscellaneous receipts.....		311812-SM						
Miscellaneous receipts.....		311812-M	10.4	-0.1	2.8	-0.3	0.1	4.8
Secondary products.....		311812-S	21.2	0.3	-1.1	0.1	3.7	10.2
Frozen cakes and other pastries manufacturing.....	311813		4.7	0.3	0.5	-0.2	1.7	1.5
Primary products.....		311813-P	4.5	0.4	0.4	0.6	2.1	0.0
Frozen cakes, pies, and other pastries.....		311813-0	4.5	0.4	0.4	0.6	2.1	0.0
Secondary products and miscellaneous receipts.....		311813-SM						
Secondary products.....		311813-S	6.9	0.0	1.2	-6.8	-1.2	14.1
Cookie, cracker & pasta mfg.....	31182		9.5	0.2	1.0	0.7	2.9	0.7
Cookie and cracker manufacturing.....	311821		6.1	0.0	0.0	0.0	3.9	0.3
Primary products.....		311821-P	6.3	0.0	0.0	0.0	4.4	0.1
Crackers, biscuits, and related products.....		311821-2	0.1	0.0	0.0	0.0	0.0	0.0
Crackers, biscuits, and related products.....		311821-24	0.1	0.0	0.0	0.0	0.0	0.0
Cookies, wafers, and ice cream cones and cups (excluding frozen).....		311821-4	11.3	0.0	0.0	0.0	7.8	0.2
Secondary products and miscellaneous receipts.....		311821-SM						
Secondary products.....		311821-S	7.8	0.0	0.0	0.0	0.2	3.2
Dry pasta, dough, and flour mixes manufacturing from purchased flour.....	311824		12.6	0.3	1.9	1.3	2.0	1.1
Primary products.....		311824-P	12.8	0.3	1.5	1.9	1.8	1.7
Prepared flour mixes (incl refrigerated & frozen doughs & batters) made from purchased flour.....		311824-1	9.3	0.2	1.4	0.6	1.3	1.0
Flour mixes (refrigerated & frozen doughs & batters), ex cake mixes, made from purchased flour.....		311824-12	9.8	0.2	1.5	0.6	1.4	1.1
Dry macaroni, spaghetti and egg noodle products (excluding canned or frozen).....		311824-3	21.4	0.5	1.9	5.3	3.0	3.3
Secondary products and miscellaneous receipts.....		311824-SM						
Secondary products.....		311824-S	13.9	0.0	0.3	0.2	1.6	1.4
Tortilla mfg.....	31183		7.3	0.3	0.7	-0.1	0.2	4.0
Tortilla manufacturing.....	311830		7.3	0.3	0.7	-0.1	0.2	4.0
Primary products.....		311830-P	8.1	0.3	0.7	-0.1	0.2	4.7
Tortillas, sold in bulk or packages, excluding frozen or canned.....		311830-0	8.1	0.3	0.7	-0.1	0.2	4.7
Secondary products and miscellaneous receipts.....		311830-SM						
Miscellaneous receipts.....		311830-M	3.0	2.0	0.2	0.0	0.0	0.0
Secondary products.....		311830-S	3.9	0.4	0.7	0.1	0.4	0.9
Other food manufacturing.....	3119		8.2	0.9	0.9	0.2	1.5	1.6
Snack food mfg.....	31191		6.4	2.4	0.8	-0.3	0.6	0.2
Roasted nuts and peanut butter manufacturing.....	311911		6.0	-0.4	1.0	-0.8	1.5	-0.1
Primary products.....		311911-P	6.4	-0.4	1.1	-0.9	1.6	-0.1
Nuts and seeds (salted, roasted, cooked, or blanched).....		311911-1	6.7	-0.7	0.6	-1.2	1.9	-0.2
Nuts (salted, roasted, cooked, or blanched), sold in bulk.....		311911-11	12.6	-1.9	1.1	-2.1	3.2	-0.4
Canned nuts (salted, roasted, cooked, or blanched).....		311911-12	2.5	0.0	0.3	0.0	0.3	0.0
All other packaged nuts, including all types of seeds (salted, roasted, cooked, or blanched).....		311911-13	4.7	0.0	0.4	-1.0	1.9	-0.1
Peanut butter.....		311911-4	4.6	1.1	3.9	0.8	-0.7	0.3
Secondary products and miscellaneous receipts.....		311911-SM						
Secondary products.....		311911-S	1.1	0.0	0.0	0.1	0.6	0.3

See footnotes at end of table.

Table 12. Producer price index percentage changes for the net output of selected industries and their products, not seasonally adjusted — Continued
 [February 2022]

Title ¹	Industry code	Product code	Unadjusted 12-month percent change ²	Unadjusted 1-month percent change ²				
				Feb. 2021 to Feb. 2022 ^P	Sept. to Oct.	Oct. to Nov. ^P	Nov. to Dec. ^P	Dec. to Jan. ^P
Other snack food manufacturing.....	311919		6.6	3.8	0.7	0.0	0.1	0.3
Primary products.....		311919-P	7.1	4.1	0.8	0.0	0.1	0.4
Potato chips and sticks, plain and flavored.....		311919-1	3.0	2.3	0.0	0.0	0.3	-1.2
Corn chips and related products.....		311919-4	12.3	8.0	1.9	0.0	0.0	0.0
Other chips, sticks (hard pretzels, bacon rinds, popcorn (except candied), etc.)....		311919-7	6.8	2.1	0.5	0.0	0.0	3.0
Secondary products and miscellaneous receipts.....		311919-SM						
Coffee & tea mfg.....	31192		12.0	-0.5	0.9	0.9	0.8	7.5
Coffee and tea manufacturing.....	311920		12.0	-0.5	0.9	0.9	0.8	7.5
Primary products.....		311920-P	12.4	-0.6	1.0	0.9	0.7	8.0
Roasted coffee.....		311920-1	14.0	-0.7	1.2	1.1	0.9	8.9
Coffee, concentrated, including coffee substitutes.....		311920-5	13.0	0.0	0.0	0.0	0.0	12.1
Tea in consumer packages.....		311920-7	2.3	0.0	0.0	0.0	0.0	0.7
Secondary products and miscellaneous receipts.....		311920-SM						
Miscellaneous receipts.....		311920-M	1.6	0.0	0.0	0.0	0.0	0.0
Flavoring syrup & concentrate mfg.....	31193		6.7	0.2	0.5	0.3	4.3	0.8
Flavoring syrup and concentrate manufacturing.....	311930		6.8	0.2	0.5	0.3	4.3	0.8
Primary products.....		311930-P	6.9	0.2	0.6	0.2	4.4	0.9
Liquid beverage bases, excluding use by soft drink bottlers.....		311930-1	14.3	0.0	9.9	2.5	2.3	0.0
Soft drink flavoring syrup, sold in bulk.....		311930-6	3.7	0.0	0.0	0.0	3.8	0.0
Other flavoring agents (except chocolate syrups).....		311930-8	6.7	0.3	0.0	0.0	4.7	1.1
Secondary products and miscellaneous receipts.....		311930-SM						
Secondary products.....		311930-S	4.2	0.0	0.0	0.0	4.0	0.1
Seasoning & dressing mfg.....	31194		7.2	1.1	0.1	0.0	1.1	0.6
Mayonnaise, dressing, and sauce manufacturing.....	311941		11.4	1.0	0.3	0.0	2.2	0.8
Primary products.....		311941-P	12.7	1.2	0.3	0.0	2.2	0.7
Vinegar and cider.....		311941-1	12.0	-0.2	0.6	0.0	4.4	0.0
Prepared sauces, excluding tomato-based sauces and sauces comprised of 20 percent or more meat.....		311941-4	4.9	0.4	0.8	0.0	1.8	0.0
Mayonnaise, salad dressings, and sandwich spreads.....		311941-7	16.8	1.6	0.1	0.0	2.1	1.1
Spoon-type salad dressing incl. mayonnaise, sandwich spreads, refrigerated dressings, semisolid.....		311941-75	25.4	2.5	0.1	0.0	2.8	1.4
Pourable-type salad dressing (reduced calorie, cheese, vinegar and oil, etc.)....		311941-76	8.0	0.6	0.0	0.0	1.3	0.7
Secondary products and miscellaneous receipts.....		311941-SM						
Miscellaneous receipts.....		311941-M	9.2	0.5	0.0	0.0	0.0	8.6
Secondary products.....		311941-S	5.1	0.0	0.0	0.0	2.8	0.0
Spice and extract manufacturing.....	311942		4.0	1.3	-0.1	0.0	0.2	0.4
Primary products.....		311942-P	3.1	0.7	0.1	-0.2	0.3	0.3
Table salt (evaporated), pepper (white and black), and other spices.....		311942-1	3.9	2.6	0.4	-1.8	-0.9	0.9
Pepper and other spices in commercial sizes (1 lb or more).....		311942-16	17.7	7.0	2.4	1.8	3.6	-4.0
Flavoring extracts, emulsions, liquid flavors, and food colorings.....		311942-6	1.9	0.0	0.0	0.0	0.0	0.0
Dry mix food preparations.....		311942-7	4.6	0.2	0.0	0.8	1.8	0.3
Secondary products and miscellaneous receipts.....		311942-SM						
Secondary products.....		311942-S	-	1.6	-	-	-	-
All other food mfg.....	31199		10.5	-0.5	2.1	0.9	2.2	1.9
Perishable prepared food manufacturing.....	311991		1.4	-0.3	2.5	-1.7	-0.1	0.6
Primary products.....		311991-P	0.8	-0.4	2.7	-1.9	-0.2	0.2
Perishable prepared foods.....		311991-0	0.8	-0.4	2.7	-1.9	-0.2	0.2
Secondary products and miscellaneous receipts.....		311991-SM						
Miscellaneous receipts.....		311991-M	7.7	0.0	0.2	0.1	2.2	4.3
All other miscellaneous food manufacturing.....	311999		19.6	-0.7	1.7	3.3	4.3	3.0
Primary products.....		311999-P	23.6	-1.1	1.6	3.5	5.8	3.5
All other miscellaneous manufactured foods.....		311999-0	23.6	-1.1	1.6	3.5	5.8	3.5
Secondary products and miscellaneous receipts.....		311999-SM						
Beverage & tobacco mfg.....	312		6.2	1.1	0.3	0.6	1.3	0.6
Beverage mfg.....	3121		5.6	1.1	0.3	0.2	1.6	0.8
Soft drink & ice mfg.....	31211		9.2	1.3	0.4	0.4	2.8	0.9
Soft drink manufacturing.....	312111		8.6	1.1	0.4	0.3	3.1	0.4
Primary products.....		312111-P	9.0	1.0	0.3	0.3	3.3	0.5
Soft drinks, non-carbonated.....		312111-A	6.2	1.3	0.2	0.4	3.0	0.0
Soft drinks, non-carbonated, all other types.....		312111-A3	6.1	0.6	1.1	0.2	3.5	-1.1
Soft drinks, non-carbonated, fruit drinks, cocktails, ades.....		312111-A4	6.4	1.9	-0.6	0.5	2.5	1.0

See footnotes at end of table.

Table 12. Producer price index percentage changes for the net output of selected industries and their products, not seasonally adjusted — Continued
[February 2022]

Title ¹	Industry code	Product code	Unadjusted 12-month percent change ²	Unadjusted 1-month percent change ²				
			Feb. 2021 to Feb. 2022 ^P	Sept. to Oct.	Oct. to Nov. ^P	Nov. to Dec. ^P	Dec. to Jan. ^P	Jan. to Feb. ^P
Soft drink manufacturing - Continued								
Soft drinks, bottled, canned, glass, plastic, carbonated.....		312111-2	10.3	0.8	0.3	0.3	3.4	0.7
Secondary products and miscellaneous receipts.....		312111-SM						
Miscellaneous receipts.....		312111-M	4.3	0.8	1.6	0.5	1.3	0.1
Secondary products.....		312111-S	9.2	3.2	-0.3	0.3	2.8	0.4
Bottled water manufacturing.....								
Primary products.....	312112		13.7	2.6	0.7	1.2	0.4	5.3
Bottled water.....		312112-P	14.0	2.7	0.7	1.2	0.4	5.3
		312112-0	14.1	2.7	0.7	1.2	0.4	5.3
Secondary products and miscellaneous receipts.....		312112-SM						
Miscellaneous receipts.....		312112-M	-	0.0	0.0	0.6	0.0	-
Secondary products.....		312112-S2	-	0.0	1.2	2.2	1.2	-
Ice manufacturing.....								
Primary products.....	312113		13.5	8.3	0.9	0.1	0.6	1.4
Ice, manufactured (cubed, crushed, etc.), including can or block.....		312113-P	13.9	8.6	1.0	0.1	0.6	1.4
		312113-0	13.9	8.6	1.0	0.1	0.6	1.4
Secondary products and miscellaneous receipts.....		312113-SM						
Miscellaneous receipts.....		312113-M	40.9	26.5	0.1	0.0	0.0	10.5
Breweries.....								
	31212		1.7	0.7	0.2	-0.2	0.6	0.9
Breweries.....								
Primary products.....	312120		1.7	0.7	0.2	-0.2	0.6	0.9
Canned beer and ale case goods.....		312120-P	1.6	0.6	0.2	-0.2	0.6	0.9
Bottled beer and ale case goods.....		312120-1	1.6	1.3	0.4	-0.2	1.0	1.2
Beer and ale in barrels and kegs.....		312120-5	1.5	-0.1	0.0	-0.1	0.1	0.7
All other malt beverages and brewing products.....		312120-7	2.0	0.0	-0.1	0.0	0.0	0.9
		312120-9	2.3	0.1	0.1	-0.1	1.5	0.3
Secondary products and miscellaneous receipts.....		312120-SM						
Miscellaneous receipts.....		312120-M	6.3	2.3	-0.1	0.0	3.8	0.0
Wineries.....								
	31213		3.0	1.5	-0.2	0.0	0.1	0.3
Wineries.....								
Primary products.....	312130		3.1	1.5	-0.2	0.0	0.1	0.3
Wines, brandy, and brandy spirits.....		312130-P	3.2	1.6	-0.2	0.0	0.1	0.3
Wines, white, red & rose grape, and other fruit, 14 percent or less alcohol.....		312130-0	3.3	1.6	-0.2	0.0	0.1	0.3
Wines, white grape, 14 percent or less alcohol content.....		312130-08	3.0	2.3	0.0	0.0	0.1	0.4
Wines, red grape, 14 percent or less alcohol content.....		312130-0811	6.0	5.2	-0.2	0.1	0.0	1.0
Wines, red grape, 14 percent or less alcohol content.....		312130-0821	0.8	0.0	0.1	-0.2	0.2	0.0
Wines, rose grape & other fruits & berries, 14 percent or less alcohol.....		312130-0831	0.4	0.0	0.0	0.0	0.0	0.0
Wines, dessert, effervescent, and wine coolers.....		312130-09	-1.3	0.0	-2.8	0.0	0.0	0.0
Wines, effervescent, including sparkling (carbonated), wine coolers.....		312130-0921	-1.6	0.0	-3.5	0.0	0.0	0.0
Other wines, brandy, and brandy spirits.....		312130-0B	-	0.0	0.0	0.0	0.0	-
Secondary products and miscellaneous receipts.....		312130-SM						
Miscellaneous receipts.....		312130-M	-	0.0	0.0	0.0	0.0	-
Distilleries.....								
	31214		0.7	0.9	0.4	0.2	-0.1	0.1
Distilleries.....								
Primary products.....	312140		0.7	0.9	0.4	0.2	-0.1	0.1
Distilled liquor, excluding brandy.....		312140-P	1.0	0.9	0.4	0.2	-0.1	0.1
Distilled whiskey, all other distilled liquor, excluding brandy.....		312140-2	1.5	2.0	0.8	0.2	-0.3	0.0
		312140-22	3.9	0.1	0.0	0.0	0.0	0.0
Bottled liquor, excluding brandy.....		312140-5	0.6	0.0	0.0	0.2	0.1	0.1
Bottled whiskey.....		312140-5B	0.7	0.0	0.0	0.4	0.1	0.1
Bottled gin, vodka, rum, cordials, cocktails, and similiar compounds.....		312140-5C	0.7	0.0	0.0	0.0	0.1	0.0
Secondary products and miscellaneous receipts.....		312140-SM						
Miscellaneous receipts.....		312140-M	-8.9	0.0	0.0	0.0	-0.1	0.0
Tobacco mfg.....								
	3122		7.5	0.9	0.4	1.3	0.7	0.4
Tobacco manufacturing.....								
	31223		7.5	0.9	0.4	1.3	0.7	0.4
Tobacco manufacturing.....								
Primary products.....	312230		7.5	0.9	0.4	1.3	0.7	0.4
Tobacco stemming and redrying.....		312230-P	7.7	1.0	0.4	1.3	0.7	0.4
Tobacco, unstemmed leaf, redried before packing.....		312230-0	1.0	0.0	0.0	0.0	0.7	0.0
Tobacco, stemmed.....		312230-01	1.1	0.0	0.1	0.0	0.5	0.0
		312230-04	1.0	0.0	0.0	0.0	0.9	0.0
Cigarettes, excluding electronic.....		312230-1	8.3	1.2	0.2	1.6	0.8	0.4
Other tobacco products.....		312230-9	5.0	0.0	1.3	0.0	0.4	0.2
Cigars.....		312230-91	3.1	0.0	0.0	0.0	2.1	1.0
Chewing and smoking tobacco.....		312230-94	5.5	0.0	1.6	0.0	0.1	0.0
Secondary products and miscellaneous receipts.....		312230-SM						
Textile mills.....								
	313		18.4	2.0	1.3	1.3	1.5	2.1

See footnotes at end of table.

Table 12. Producer price index percentage changes for the net output of selected industries and their products, not seasonally adjusted — Continued
 [February 2022]

Title ¹	Industry code	Product code	Unadjusted 12-month percent change ²	Unadjusted 1-month percent change ²				
				Feb. 2021 to Feb. 2022 ^P	Sept. to Oct.	Oct. to Nov. ^P	Nov. to Dec. ^P	Dec. to Jan. ^P
Fiber, yarn, and thread mills.....	3131		24.1	3.3	3.5	0.2	2.3	1.4
Fiber, yarn, and thread mills.....	31311		24.1	3.3	3.5	0.2	2.3	1.4
Fiber, yarn, and thread mills.....	313110		24.1	3.3	3.5	0.2	2.3	1.4
Primary products.....		313110-P	24.6	3.4	3.6	0.2	2.3	1.4
Thread.....		313110-L	—	0.0	0.0	0.0	0.0	—
Spun yarns.....		313110-4	27.7	6.0	5.0	0.3	1.1	2.1
Carded cotton spun yarns.....		313110-41	36.0	9.4	7.3	0.2	0.6	2.3
Noncellulosic fiber and other natural fiber (excluding cotton and wool) spun yarns.....		313110-47	19.6	2.4	2.4	0.3	1.8	1.9
Greige other noncellulosic fiber and other natural fiber spun yarns.....		313110-473	19.4	3.5	2.6	0.0	3.0	1.0
Textured and twisted yarns.....		313110-6	21.0	-0.2	1.6	0.0	4.4	0.5
Textured/cripped/bulked filament yarns, incl. stretch yarn, made from purchased filament yarn.....		313110-6H	21.7	-0.3	1.6	0.0	4.9	-0.1
Secondary products and miscellaneous receipts.....		313110-SM						
Fabric mills.....	3132		15.0	1.2	0.7	1.8	1.2	1.7
Broadwoven fabric mills.....	31321		10.9	0.9	0.5	0.7	1.2	2.1
Broadwoven fabric mills.....	313210		10.9	0.9	0.5	0.7	1.2	2.1
Primary products.....		313210-P	10.3	0.6	0.6	0.7	1.1	1.9
Fabricated textile products, made in weaving mills.....		313210-W	7.1	9.4	0.0	0.0	-3.5	0.0
Cotton broadwoven fabrics.....		313210-4	—	-1.9	0.3	0.6	3.6	2.8
Manmade, silk, and other natural fiber (excluding cotton and wool) broadwoven fabrics.....		313210-8	—	0.9	0.7	0.8	0.6	1.8
Greige manmade, silk, and other natural fiber (exc cotton/wool) broadwoven fabrics.....		313210-81	10.9	0.9	0.9	0.7	0.8	1.5
Finished manmade, silk, & natural fiber (exc cotton/wool) broadwoven, finished in weaving mills.....		313210-83	10.4	0.8	0.3	0.9	0.3	2.4
Secondary products and miscellaneous receipts.....		313210-SM						
Narrow fabric mills and schiffli embroidery.....	31322		15.2	0.9	1.1	0.3	2.0	0.3
Narrow fabric mills and schiffli embroidery.....	313220		15.2	0.9	1.1	0.3	2.0	0.3
Primary products.....		313220-P	14.3	0.5	1.0	0.4	2.2	0.3
Woven narrow fabrics (12 inches or less in width).....		313220-2	11.7	0.2	0.3	0.1	2.6	0.0
Braided narrow fabrics (12 inches or less in width).....		313220-4	21.3	1.1	2.5	0.9	2.2	0.0
Secondary products and miscellaneous receipts.....		313220-SM						
Secondary products.....		313220-S	29.2	0.8	3.9	0.1	0.7	1.0
Nonwoven fabric mills.....	31323		17.1	1.0	0.7	2.8	1.2	1.6
Nonwoven fabric mills.....	313230		17.1	1.0	0.7	2.8	1.2	1.6
Primary products.....		313230-P	16.4	1.0	0.7	3.0	1.2	1.3
Nonwoven fabrics.....		313230-1	14.5	1.2	0.7	0.2	1.5	1.5
Pressed, punched, or needled felts, excluding hats.....		313230-5	11.2	0.2	3.2	0.1	0.0	2.6
Secondary products and miscellaneous receipts.....		313230-SM						
Knit fabric mills.....	31324		14.9	3.2	0.9	0.6	1.1	1.8
Knit fabric mills.....	313240		14.8	3.2	0.9	0.6	1.1	1.8
Primary products.....		313240-P	12.8	2.5	1.1	0.4	1.0	1.9
Weft (circular) knit fabrics.....		313240-2	15.4	3.7	1.0	0.0	0.0	2.9
Weft (circular) knit fabrics, greige goods (excl uding hosiery).....		313240-21	5.4	0.2	0.3	0.0	0.0	0.9
Weft (circular) knit fabrics, knit and finished in the same establishment (excl hosiery).....		313240-23	22.0	6.0	1.4	0.0	0.0	4.1
Other knit fabrics and laces.....		313240-4	10.4	1.2	1.3	0.8	2.0	0.9
Warp knit fabrics, greige goods (excluding hosiery).....		313240-41	14.9	2.2	1.6	0.3	0.7	2.0
Warp knit fabrics, knit and finished in same establishment.....		313240-43	8.2	1.1	0.7	1.1	1.1	0.4
Secondary products and miscellaneous receipts.....		313240-SM1						
Textile and fabric finishing mills.....	3133		20.2	2.5	0.6	1.2	1.3	3.4
Textile and fabric finishing mills.....	31331		23.6	3.0	1.0	0.6	1.4	3.5
Textile and fabric finishing mills.....	313310		23.6	3.0	1.0	0.6	1.4	3.5
Primary products.....		313310-P	24.6	2.8	1.1	0.6	1.5	3.7
Textile and fabric finishing, except broadwoven.....		313310-B	26.0	3.4	3.3	1.4	2.0	5.4
Finished broadwoven fabrics, finished in finishing mills.....		313310-4	24.0	2.4	0.0	0.2	1.2	2.8
Commission finishing of cotton broadwoven fabrics.....		313310-43	12.2	0.1	0.0	0.1	7.3	0.0
Other finished broadwoven fabrics (excl. cotton and wool), finished in finishing mills.....		313310-45	34.5	1.5	0.0	0.0	0.0	0.0
Other commission finishing of broadwoven fabrics (excl. cotton & wool).....		313310-47	17.5	0.0	0.1	0.5	1.0	13.3
Secondary products and miscellaneous receipts.....		313310-SM						

See footnotes at end of table.

Table 12. Producer price index percentage changes for the net output of selected industries and their products, not seasonally adjusted — Continued
[February 2022]

Title ¹	Industry code	Product code	Unadjusted 12-month percent change ²	Unadjusted 1-month percent change ²				
				Feb. 2021 to Feb. 2022 ^P	Sept. to Oct.	Oct. to Nov. ^P	Nov. to Dec. ^P	Dec. to Jan. ^P
Fabric coating mills.....	31332		11.7	1.0	-0.5	2.9	1.0	3.3
Fabric coating mills.....	313320		11.8	1.0	-0.5	2.9	1.0	3.3
Primary products.....		313320-P	9.4	1.0	-0.5	2.7	0.4	2.2
Vinyl coated fabrics, including expanded vinyl coated.....		313320-1	10.0	1.1	0.3	0.2	-0.3	2.3
Rubber coated fabrics, garment and footwear.....		313320-4	10.6	0.0	0.2	6.5	0.0	0.0
Coated or laminated fabrics and coated yarns, incl. impregnated fabrics.....		313320-5	8.8	1.2	-1.1	3.1	0.7	2.7
Secondary products and miscellaneous receipts.....		313320-SM						
Secondary products.....		313320-S	8.9	3.1	1.9	0.0	0.0	0.5
Textile product mills.....	314		7.1	1.2	0.5	0.3	-1.0	0.4
Textile furnishings mills.....	3141		2.3	1.3	0.3	-0.1	-3.1	-0.9
Carpet and rug mills.....	31411		0.4	1.5	0.2	-0.1	-5.2	0.0
Carpet and rug mills.....	314110		0.4	1.5	0.2	-0.1	-5.2	0.0
Primary products.....		314110-P	0.4	1.5	0.2	-0.1	-5.3	0.0
Carpet and rugs.....		314110-0	0.4	1.5	0.2	-0.1	-5.3	0.0
Secondary products and miscellaneous receipts.....		314110-SM						
Curtain and linen mills.....	31412		6.6	0.7	0.6	0.0	1.4	-2.6
Curtain and linen mills.....	314120		6.6	0.7	0.6	0.0	1.4	-2.6
Primary products.....		314120-P	6.1	0.8	0.4	0.0	1.6	-3.0
Curtains and draperies, made from purchased materials.....		314120-1	5.1	0.0	0.3	0.0	0.4	1.1
Other household textile products, made from purchased materials.....		314120-8	6.4	1.0	0.5	0.0	1.9	-4.2
Bedspreads, made from purchased materials.....		314120-83	10.8	0.0	2.3	0.0	0.0	0.0
Other household furnishings, made from purchased materials.....		314120-89	3.1	1.3	0.4	0.0	2.3	-5.0
Secondary products and miscellaneous receipts.....		314120-SM						
Miscellaneous receipts.....		314120-M	7.5	0.0	1.7	0.0	0.3	0.0
Secondary products.....		314120-S	19.8	1.2	0.2	0.2	1.3	2.0
Other textile product mills.....	3149		13.7	1.1	0.7	0.7	1.8	2.0
Textile bag and canvas mills.....	31491		13.6	0.4	0.0	2.1	2.6	2.1
Textile bag and canvas mills.....	314910		13.6	0.4	0.0	2.1	2.6	2.1
Primary products.....		314910-P	13.8	0.5	0.0	2.1	2.8	2.2
Textile bags.....		314910-1	-	0.0	0.0	0.0	5.8	-
Duffle bags.....		314910-11	-	0.0	0.0	0.0	-	-
Canvas and related products.....		314910-5	13.6	0.6	0.0	2.5	2.2	2.2
Secondary products and miscellaneous receipts.....		314910-SM						
Miscellaneous receipts.....		314910-M	6.6	0.0	0.0	3.6	0.0	0.0
Secondary products.....		314910-S	-	0.0	0.1	0.0	2.9	-
All other textile product mills.....	31499		13.7	1.4	1.1	0.1	1.4	2.0
Rope, twine, tire cord, and tire fabric mills.....	314994		27.8	1.6	2.1	0.0	1.8	2.8
Primary products.....		314994-P	30.0	1.7	2.3	-0.1	1.9	3.1
Rope, cordage, and twine.....		314994-4	17.4	0.4	0.2	-0.5	1.4	-1.0
Tire cord and tire fabrics.....		314994-7	39.0	-	-	-	-	5.7
Secondary products and miscellaneous receipts.....		314994-SM						
Miscellaneous receipts.....		314994-M	-	-	0.0	1.6	0.8	0.0
All other miscellaneous textile product mills.....	314999		9.6	1.3	0.7	0.1	1.3	1.7
Primary products.....		314999-P	8.9	1.4	0.2	0.1	0.9	2.0
Embroideries (excluding Schiffli machine products) and embroidery contractors.....		314999-6	6.9	0.8	0.4	0.4	1.5	0.1
Trimmings and findings, excluding automobile and apparel.....		314999-7	14.8	2.3	0.0	-1.6	0.0	0.0
All other miscellaneous fabricated textile products.....		314999-8	6.7	1.4	0.2	0.0	0.9	1.6
Secondary products and miscellaneous receipts.....		314999-SM						
Miscellaneous receipts.....		314999-M	19.7	2.3	7.2	0.2	4.8	0.2
Secondary products.....		314999-S	7.8	0.1	0.0	0.0	1.8	0.5
Apparel manufacturing.....	315		3.6	0.2	0.4	0.1	1.5	0.1
Apparel knitting mills.....	3151		2.8	0.3	0.0	0.0	0.8	0.5
Hosiery and sock mills.....	31511		3.7	0.0	0.0	0.0	1.2	0.8
Hosiery and sock mills.....	315110		3.7	0.0	0.0	0.0	1.2	0.8
Primary products.....		315110-P	3.8	0.0	0.0	0.0	1.2	0.8
Hosiery and socks.....		315110-0	3.7	0.0	0.0	0.0	1.2	0.8
Other apparel knitting mills.....	31519		1.2	0.9	0.0	0.0	0.0	0.0
Other apparel knitting mills.....	315190		1.2	0.9	0.0	0.0	0.0	0.0
Primary products.....		315190-P	2.2	1.6	0.0	0.0	0.0	0.0

See footnotes at end of table.

Table 12. Producer price index percentage changes for the net output of selected industries and their products, not seasonally adjusted — Continued
[February 2022]

Title ¹	Industry code	Product code	Unadjusted 12-month percent change ²	Unadjusted 1-month percent change ²					
				Feb. 2021 to Feb. 2022 ^P	Sept. to Oct.	Oct. to Nov. ^P	Nov. to Dec. ^P	Dec. to Jan. ^P	Jan. to Feb. ^P
Other apparel knitting mills - Continued									
Secondary products and miscellaneous receipts.....		315190-SM							
Cut and sew apparel manufacturing.....	3152		3.2	0.2	0.5	0.0	1.7	-0.1	
Cut and sew apparel contractors.....	31521		1.3	0.0	1.0	0.0	0.0	0.0	
Cut and sew apparel contractors.....	315210		1.3	0.0	1.0	0.0	0.0	0.0	
Primary products.....		315210-P	1.1	0.0	1.0	0.0	0.0	0.0	
Contract receipts for women's, girls', and infants' apparel.....		315210-2	0.2	0.0	0.0	0.0	0.0	0.0	
Contract receipts for women's, girls', & infants' nontailored coats, jackets, & other outerwear.....		315210-27	-	0.0	0.0	0.0	-	-	
Contract receipts for men's and boys' (including unisex) apparel.....		315210-4	2.6	0.0	2.5	0.0	0.0	0.0	
Contract receipts for men's and boys' pants, work apparel, and other outerwear.....		315210-48	5.0	0.0	5.0	0.0	0.0	0.0	
Secondary products and miscellaneous receipts.....		315210-SM							
Men's and boys' cut and sew apparel mfg.....	31522		3.7	0.0	0.5	0.1	1.9	-0.8	
Men's and boys' cut and sew apparel manufacturing.....	315220		3.7	0.0	0.5	0.1	1.9	-0.9	
Primary products.....		315220-P	4.0	0.0	0.7	0.2	2.2	-1.1	
Men's and boys' work clothing.....		315220-C	1.1	0.0	0.0	0.7	0.0	-0.7	
Men's and boys' work clothing and washable service apparel (excl. work shirts and jeans), mfpm.....		315220-C3	0.2	0.0	0.0	0.9	0.0	-1.7	
Men's and boys' other outerwear.....		315220-E	3.3	0.0	0.0	0.1	2.1	0.0	
Men's and boys' nontailored coats, jackets, and vests (excl. ski apparel & work jackets), mfpm.....		315220-E1	2.0	0.0	0.0	0.1	0.4	0.0	
Men's and boys' heavyweight nontailored coats, jackets, and vests (excl. ski apparel & work).....		315220-E11	2.4	0.0	0.0	0.2	0.7	0.0	
Men's and boys' lightweight nontailored coats, jackets, and vests (excl. ski apparel & work).....		315220-E12	1.5	0.0	0.0	0.0	0.0	0.0	
Men's and boys' nightwear, robes, and underwear, made from purchased fabrics.....		315220-1	9.8	0.0	-2.4	0.0	7.8	0.0	
Men's and boys' suits, coats, and overcoats.....		315220-2	-	0.0	-	-	-	-	
Men's and boys' shirts, except work shirts.....		315220-6	3.7	0.0	1.1	0.0	4.9	-3.7	
Men's and boys' knit dress and sport shirts, made from purchased fabrics.....		315220-61	7.5	0.0	2.2	0.0	3.6	0.0	
Men's and boys' woven dress and sport shirts, made from purchased fabrics.....		315220-63	0.4	0.0	-	-	-	-	
Secondary products and miscellaneous receipts.....		315220-SM							
Secondary products.....		315220-S	3.2	0.3	0.0	0.2	0.4	0.5	
Women's & girls' cut & sew apparel mfg.....	31524		3.3	0.4	0.4	0.0	1.7	0.0	
Women's, girls', and infants' cut and sew apparel manufacturing.....	315240		3.4	0.4	0.4	0.0	1.7	0.0	
Primary products.....		315240-P	2.2	0.6	0.6	0.0	0.3	0.0	
Women's and girls' lingerie and nightwear.....		315240-1	0.0	0.0	0.0	0.0	0.0	0.0	
Women's and girls' underwear, excluding foundation garments, made from purchased fabrics.....		315240-11	0.0	0.0	0.0	0.0	0.0	0.0	
Women's and girls' nightwear, excluding robes and dressing gowns, made from purchased fabrics.....		315240-13	0.1	0.0	0.0	0.0	0.0	0.0	
Women's and girls' blouses and shirts.....		315240-2	3.8	1.4	0.0	0.0	0.0	0.0	
Women's and girls' knit shirts and blouses, made from purchased fabrics.....		315240-21	4.9	1.8	0.0	0.0	0.0	0.0	
Women's and girls' woven shirts and blouses, made from purchased fabrics.....		315240-23	-0.2	0.0	0.0	0.0	0.0	0.0	
Women's and girls' dresses, made from purchased fabrics.....		315240-3	0.2	0.0	0.0	0.0	0.2	0.0	
Women's and girls' suits, coats, and skirts.....		315240-4	5.1	0.0	0.0	0.0	5.3	0.0	
Women's and girls' skirts, made from purchased fabrics.....		315240-46	5.7	0.0	0.0	0.0	6.4	0.0	
Women's and girls' other outerwear.....		315240-8	2.9	0.3	2.3	0.0	0.2	0.0	
Women's and girls' shorts, including tennis skirts, made from purchased fabrics.....		315240-84	-	0.0	0.6	0.0	3.9	-	
Women's and girls' slacks, jeans, & jean-cut casual slacks (exc. sweatpants), mfpm.....		315240-86	0.3	0.0	0.0	0.0	0.0	0.0	
Women's and girls' swimwear, made from purchased fabrics.....		315240-8A	1.7	1.0	0.4	0.0	0.0	0.0	
Women's and girls' nontailored coats, jackets, vests, and washable service apparel, mfpm.....		315240-8T	0.0	0.0	0.0	0.0	0.0	0.0	
Secondary products and miscellaneous receipts.....		315240-SM							
Secondary products.....		315240-S	4.8	0.0	0.2	0.0	0.9	0.0	
Other cut and sew apparel manufacturing.....	31528		5.8	0.0	0.1	0.0	5.1	0.0	
Other cut and sew apparel manufacturing.....	315280		5.9	0.0	0.1	0.0	5.1	0.0	
Primary products.....		315280-P	5.7	0.0	0.1	0.0	4.9	0.0	
Fur and leather apparel, made from purchased materials.....		315280-2	2.7	0.0	0.3	0.0	1.2	0.0	
All other cut and sew apparel, made from purchased materials.....		315280-6	6.2	0.0	0.1	0.0	5.5	0.0	
Team sport uniforms, men's and boys', made from purchased fabrics.....		315280-65	11.6	0.0	0.0	0.0	7.9	0.0	
Vestments and costumes, made from purchased materials.....		315280-69	5.3	0.0	0.2	0.0	5.1	0.0	

See footnotes at end of table.

Table 12. Producer price index percentage changes for the net output of selected industries and their products, not seasonally adjusted — Continued
[February 2022]

Title ¹	Industry code	Product code	Unadjusted 12-month percent change ²	Unadjusted 1-month percent change ²				
				Feb. 2021 to Feb. 2022 ^P	Sept. to Oct.	Oct. to Nov. ^P	Nov. to Dec. ^P	Dec. to Jan. ^P
Other cut and sew apparel manufacturing - Continued								
Secondary products and miscellaneous receipts.....		315280-SM						
Secondary products.....		315280-S	7.9	0.0	0.0	0.0	2.6	0.0
Accessories and other apparel manufacturing.....	3159		8.2	0.1	0.0	0.7	0.8	1.5
Accessories and other apparel manufacturing.....	31599		8.2	0.1	0.0	0.7	0.8	1.5
Accessories and other apparel manufacturing.....	315990		8.2	0.1	0.0	0.7	0.8	1.5
Primary products.....		315990-P	8.3	0.2	0.0	1.0	0.5	0.5
All other accessories and apparel.....		315990-B	5.1	0.0	0.0	0.0	0.0	0.8
Leather belts, made from purchased materials.....		315990-BC	7.9	0.0	0.0	0.0	0.0	0.0
All other apparel accessories, made from purchased materials.....		315990-BE	4.5	0.0	0.0	0.0	0.0	1.0
Hats, caps, and millinery products.....		315990-4	19.5	0.5	0.0	3.4	0.8	0.4
Men's and boys' fabric, straw, and felt hats, made from purchased materials.....		315990-41	21.4	1.1	0.0	1.2	1.8	1.0
Women's, girls', and infants' fabric, straw, and felt hats, made from purchased materials.....		315990-43	0.0	0.0	0.0	0.0	0.0	0.0
Hat bodies and fabric caps, made from purchased materials.....		315990-45	20.0	0.0	0.0	5.5	0.0	0.0
Gloves and mittens, made from purchased materials.....		315990-7	6.6	0.2	0.0	0.0	2.2	0.0
Secondary products and miscellaneous receipts.....		315990-SM						
Miscellaneous receipts.....		315990-M	8.4	0.0	0.0	0.0	1.3	4.7
Secondary products.....		315990-S	4.4	0.0	0.0	0.0	0.7	0.4
Leather and allied product manufacturing.....	316		6.0	-1.3	-0.6	0.7	0.2	0.5
Leather and hide tanning and finishing.....	3161		5.4	-6.5	-5.8	0.1	-1.9	0.2
Leather and hide tanning and finishing.....	31611		5.4	-6.5	-5.8	0.1	-1.9	0.2
Leather and hide tanning and finishing.....	316110		5.4	-6.5	-5.8	0.1	-1.9	0.2
Primary products.....		316110-P	5.6	-6.7	-6.0	0.1	-2.0	0.2
Finished and unfinished leather.....		316110-1	6.6	-7.7	-6.9	0.1	-2.3	0.2
Tanning or finishing leather owned by others, and furs, dressed and dyed or bleached.....		316110-2	0.2	0.0	0.0	0.0	0.0	0.0
Contract and commission receipts for tanning or finishing leather owned by others.....		316110-21	0.2	0.0	0.0	0.0	0.0	0.0
Secondary products and miscellaneous receipts.....		316110-SM						
Footwear manufacturing.....	3162		6.4	0.7	1.7	1.3	-0.1	0.1
Footwear manufacturing.....	31621		6.4	0.7	1.7	1.3	-0.1	0.1
Footwear manufacturing.....	316210		6.4	0.7	1.7	1.3	-0.1	0.1
Primary products.....		316210-P	6.0	0.7	1.8	0.8	0.0	0.1
Rubber and plastics footwear, including athletic footwear.....		316210-1	3.9	0.0	0.0	1.4	-0.1	0.0
Men's footwear (size 6 and larger), excluding athletic.....		316210-2	6.6	0.1	3.1	0.5	0.0	0.3
Women's footwear (size 4 and larger), excluding athletic.....		316210-5	4.2	1.1	1.0	1.0	0.0	0.0
Secondary products and miscellaneous receipts.....		316210-SM						
Miscellaneous receipts.....		316210-M	10.9	2.7	1.3	2.2	0.0	0.1
Other leather product manufacturing.....	3169		5.8	0.4	0.3	0.4	2.1	1.2
Other leather product manufacturing.....	31699		5.8	0.4	0.3	0.4	2.1	1.2
Women's handbag and purse manufacturing.....	316992		-0.1	0.0	0.0	0.1	0.0	-0.2
Primary products.....		316992-P	-0.2	0.0	0.0	0.1	0.0	-0.2
Women's and children's handbags and purses.....		316992-0	-0.2	0.0	0.0	0.1	0.0	-0.2
Secondary and miscellaneous receipts.....		316992-SM						
All other leather and allied good mfg.....	316998		7.4	0.6	0.4	0.4	2.6	1.6
Primary products.....		316998-P	5.9	0.7	0.5	0.5	1.1	1.1
Luggage (including suitcases, travel bags, backpacks, and other types).....		316998-1	1.6	0.0	0.9	0.0	0.0	0.0
Personal leather goods (excluding women's handbags and purses).....		316998-2	7.0	0.0	0.0	0.0	2.2	4.6
Boot and shoe cut stock and findings.....		316998-4	8.6	3.4	0.0	0.0	0.0	5.1
All other miscellaneous leather goods.....		316998-5	8.2	0.9	0.4	1.0	1.8	0.0
Secondary products and miscellaneous receipts.....		316998-SM						
Miscellaneous receipts.....		316998-M	13.7	0.0	0.0	0.0	8.8	3.7
Wood product manufacturing.....	321		23.0	1.7	1.5	5.1	9.4	2.9
Sawmills and wood preservation.....	3211		18.3	4.9	3.7	14.7	18.6	3.7
Sawmills and wood preservation.....	32111		18.3	4.9	3.7	14.7	18.6	3.7
Sawmills.....	321113		20.1	5.5	4.1	17.0	20.1	3.9
Primary products.....		321113-P	20.0	6.2	4.6	19.2	21.6	4.3
Hardwood lumber, made in sawmills.....		321113-1	24.6	3.6	-2.5	-0.3	-0.2	-1.1
Softwood lumber, made in sawmills.....		321113-3	20.4	8.4	7.6	28.7	28.7	5.7

See footnotes at end of table.

Table 12. Producer price index percentage changes for the net output of selected industries and their products, not seasonally adjusted — Continued
[February 2022]

Title ¹	Industry code	Product code	Unadjusted 12-month percent change ²	Unadjusted 1-month percent change ²				
			Feb. 2021 to Feb. 2022 ^P	Sept. to Oct.	Oct. to Nov. ^P	Nov. to Dec. ^P	Dec. to Jan. ^P	Jan. to Feb. ^P
Sawmills - Continued								
Softwood dressed lumber, less than 2 inches in nominal thickness, not edge worked.....		321113-32	-13.8	-19.9	-1.5	4.2	8.4	13.0
Softwood dressed 2-inch lumber, 2 inches in nominal thickness only, not edge worked.....		321113-33	29.4	20.2	11.9	46.6	34.3	7.7
Softwood dressed lumber and timbers, more than 2 inches in nominal thickness, not edge worked.....		321113-34	17.2	20.1	13.8	9.0	69.0	-7.8
Wood chips, excluding field chips.....		321113-5	10.8	-0.1	1.3	-0.4	8.1	0.1
Wood ties, siding, shingles, and shakes, and contract sawing of logs owned by others.....		321113-7	9.7	1.9	0.3	-0.2	0.1	0.3
Secondary products and miscellaneous receipts.....		321113-SM						
Wood preservation.....	321114		8.1	2.2	2.1	3.0	10.5	2.7
Primary products.....		321114-P	8.8	3.0	3.0	3.1	11.3	2.6
Wood poles, piles, and posts owned and treated by the same establishment.....		321114-1	3.3	0.3	-0.4	0.2	0.6	1.9
Other wood products owned and treated by the same establishment.....		321114-5	10.6	4.4	4.7	4.3	15.7	3.3
Receipts for treating wood owned by others w/ arsenical chemicals, creosote, & other chemicals.....		321114-9	9.1	0.8	0.1	2.3	7.4	-1.3
Secondary products and miscellaneous receipts.....		321114-SM						
Plywood and engineered wood product mfg.....	3212		24.5	1.9	2.6	3.8	14.1	3.1
Plywood and engineered wood product mfg.....	32121		24.5	1.9	2.6	3.8	14.1	3.1
Hardwood veneer and plywood manufacturing.....	321211		18.2	1.4	2.0	-0.8	-1.1	1.5
Primary products.....		321211-P	19.3	1.5	2.2	-0.9	-1.1	1.5
Hardwood veneer, including veneer backed with paper, cloth, or other flexible material.....		321211-1	12.7	0.0	1.7	0.0	4.8	0.5
Hardwood plywood.....		321211-4	28.2	1.1	2.8	-0.6	-3.4	1.6
Hardwood veneered panels, including two-ply veneers.....		321211-7	7.2	5.8	1.0	-3.5	-5.2	3.6
Secondary products and miscellaneous receipts.....		321211-SM						
Softwood veneer and plywood manufacturing.....	321212		24.9	6.6	6.2	4.0	26.8	7.6
Primary products.....		321212-P	21.9	7.7	5.4	4.7	30.1	7.0
Softwood veneer, incl. veneer backed w/ paper, cloth, or other flexible material.....		321212-1	11.4	-10.2	-1.4	1.9	9.8	11.3
Softwood plywood products: rough, sanded, and specialties.....		321212-4	24.4	14.1	7.2	5.4	35.1	6.2
Secondary products and miscellaneous receipts.....		321212-SM						
Secondary products.....		321212-S	52.8	0.0	11.4	-0.3	5.7	11.8
Engineered wood member manufacturing.....	321213		71.7	-1.0	0.4	1.6	-0.3	0.4
Primary products.....		321213-P	72.6	-1.0	0.4	1.7	-0.3	0.4
Engineered wood members (excluding trusses).....		321213-0	72.6	-1.0	0.4	1.7	-0.3	0.4
Laminated veneer lumber.....		321213-01	66.8	-0.1	0.0	0.7	-0.5	0.8
Other engineered structural wood members, excluding trusses & laminated veneer lumber.....		321213-02	77.4	-1.8	0.7	2.6	-0.1	0.1
Secondary products and miscellaneous receipts.....		321213-SM						
Truss manufacturing.....	321214		31.1	-2.6	0.6	8.1	15.0	4.4
Primary products.....		321214-P	33.7	-2.9	1.2	8.3	16.0	4.4
Wood trusses.....		321214-0	33.7	-2.9	1.2	8.3	16.0	4.4
Secondary products and miscellaneous receipts.....		321214-SM						
Reconstituted wood product manufacturing.....	321219		17.2	3.0	2.6	2.7	13.4	0.4
Primary products.....		321219-P	17.0	3.0	2.5	2.7	13.5	0.4
Hardboard products.....		321219-B	65.8	3.4	0.4	0.4	47.7	0.7
Particleboard made from particleboard produced at the same location.....		321219-1	39.8	1.4	1.8	2.5	0.4	0.4
Medium density fiberboard (MDF) made from MDF produced at the same location.....		321219-3	56.0	2.1	5.0	1.5	1.4	1.1
Secondary products and miscellaneous receipts.....		321219-SM						
Other wood product manufacturing.....	3219		24.9	0.4	0.2	1.9	2.8	2.4
Millwork.....	32191		24.7	0.7	1.3	2.4	2.7	1.8
Wood window and door manufacturing.....	321911		18.9	1.0	1.1	0.4	1.4	2.4
Primary products.....		321911-P	17.7	1.0	0.9	0.4	1.5	1.7
Wood window units.....		321911-1	11.0	0.0	0.5	0.0	2.7	0.0
Double hung wood window units.....		321911-11	16.2	0.0	0.7	0.0	4.2	0.0
Casement wood window units.....		321911-12	8.4	0.0	0.7	0.0	1.4	0.0
All other wood window units, including horizontal sliding, awning and single hung.....		321911-13	6.0	0.0	0.0	0.0	2.3	0.0
Wood sash, excluding sash shipped in window units.....		321911-3	11.3	0.0	0.0	0.0	3.1	0.0
Wood window & door frames, incl. door frames in door units, excl. window frames in window units.....		321911-5	41.0	2.5	2.0	0.0	0.3	1.0

See footnotes at end of table.

Table 12. Producer price index percentage changes for the net output of selected industries and their products, not seasonally adjusted — Continued
 [February 2022]

Title ¹	Industry code	Product code	Unadjusted 12-month percent change ²	Unadjusted 1-month percent change ²				
				Feb. 2021 to Feb. 2022 ^P	Sept. to Oct.	Oct. to Nov. ^P	Nov. to Dec. ^P	Dec. to Jan. ^P
Wood window and door manufacturing - Continued								
Wood panel, flush, & molded face doors, interior & exterior, incl. doors with glazed sections.....		321911-7	19.8	1.6	1.6	1.5	0.7	5.1
Other wood doors, incl. garage, patio, bifold, cabinet, screen, storm and louver. ..		321911-9	12.5	0.8	0.2	0.2	1.3	1.2
Secondary products and miscellaneous receipts.....		321911-SM						
Secondary products.....		321911-S	22.5	1.0	-0.3	0.5	0.9	4.8
Cut stock, resawing lumber, and planing.....								
Primary products.....	321912	321912-P	23.2	0.1	0.8	5.0	4.0	1.1
Softwood lumber, made from purchased lumber.....		321912-3	19.6	0.1	0.4	5.9	4.9	1.3
Hardwood cut stock and dimension.....		321912-6	27.0	-1.0	1.2	12.6	5.9	3.6
Softwood cut stock and dimension.....		321912-8	15.9	0.0	0.0	0.0	0.0	0.0
Sawn wood fence stock, wood lath, and contract resawing and planing.....		321912-9	13.8	5.4	0.3	10.5	19.7	0.5
Secondary products and miscellaneous receipts.....		321912-SM	4.6	0.0	0.0	0.0	0.0	0.0
Other millwork, including flooring.....								
Primary products.....	321918	321918-P	38.9	1.0	2.4	2.0	3.2	1.9
Wood moldings.....		321918-2	39.0	1.1	2.6	2.0	3.5	1.6
Other wood millwork products, including stairwork, exterior millwork, and softwood flooring.....		321918-5	46.5	0.1	1.4	0.8	1.9	3.1
Hardwood flooring.....		321918-7	50.1	2.0	0.3	1.4	11.0	2.5
Hardwood flooring, other than oak and maple.....		321918-72	29.0	1.6	4.7	3.2	1.4	-0.1
Oak and maple hardwood flooring.....		321918-73	15.6	4.1	0.0	-0.1	4.9	0.0
Secondary products and miscellaneous receipts.....		321918-SM	31.9	1.1	5.7	3.8	0.8	-0.1
Secondary products.....		321918-S	32.2	0.0	0.0	3.2	0.2	7.5
Wood container and pallet manufacturing.....								
Primary products.....	321920	321920-P	35.0	-1.2	-1.7	0.5	3.4	3.7
Nailed and lock-corner wood boxes.....		321920-1	35.0	-1.2	-1.7	0.5	3.4	3.7
Wood box and crate shook.....		321920-3	32.0	-2.1	-2.1	0.3	3.6	3.5
Wood pallets and pallet containers, wood and metal combination.....		321920-5	26.3	10.1	-1.6	0.0	-0.5	0.0
Other wood container parts and wood containers.....		321920-7	22.9	-11.1	0.0	-1.7	7.2	4.6
Secondary products and miscellaneous receipts.....		321920-SM	37.0	-2.0	-2.5	0.6	3.7	4.0
Miscellaneous receipts.....		321920-M	2.5	0.0	0.0	0.0	1.6	0.0
Secondary products.....		321920-S	82.6	12.1	3.1	1.6	1.4	5.9
All other wood product manufacturing.....								
Primary products.....	321999	321999-P	37.8	-0.2	0.1	3.0	2.1	1.4
Manufactured home, mobile home, manufacturing.....								
Primary products.....	321991	321991-1	18.9	0.9	-0.5	2.1	2.6	2.7
Manufactured homes (mobile homes), all width sizes (incl. multisection).....		321991-1	31.6	1.6	0.1	3.8	2.9	2.6
Secondary products and miscellaneous receipts.....		321991-SM	31.7	1.6	0.1	3.8	2.9	2.6
Prefabricated wood building manufacturing.....								
Primary products.....	321992	321992-P	26.3	-0.1	2.2	1.9	1.5	7.2
Prefabricated stationary wood buildings, components (not sold as complete units).....		321992-1	25.5	1.1	2.1	1.9	1.1	4.5
Prefabricated stationary wood buildings, shipped in panel form (complete units) ..		321992-5	13.4	-0.5	3.8	2.1	1.3	2.4
Prefabricated stationary wood buildings, precut packages (complete units).....		321992-6	47.5	6.3	1.7	7.2	4.1	10.7
Prefabricated stationary wood buildings, shipped in three-dimensional assemblies.....		321992-7	29.8	0.6	1.3	0.1	-0.4	3.4
Prefabricated stationary wood buildings, three-dimensional assemblies, residential.....		321992-71	28.4	1.2	0.9	0.5	0.4	4.5
Prefabricated stationary wood buildings, three-dimensional assemblies, nonresidential.....		321992-72	28.1	1.7	0.9	0.5	0.4	5.4
Secondary products and miscellaneous receipts.....		321992-SM	30.1	-1.5	0.5	0.4	0.0	0.0
Miscellaneous receipts.....		321992-M	35.3	-4.6	3.4	0.0	4.7	26.4
Secondary products.....		321992-S	-	-8.6	0.2	-	-	-
Miscellaneous wood product manufacturing.....								
Primary products.....	321999	321999-P	3.7	0.8	-2.8	0.4	2.9	0.0
All other miscellaneous wood products.....		321999-0	3.2	0.9	-3.0	0.3	2.7	0.0
Secondary products and miscellaneous receipts.....		321999-SM	3.1	0.9	-3.0	0.3	2.7	0.0
Secondary products.....		321999-S	-	0.4	-	-	-	-
Paper manufacturing.....								
Pulp, paper & paperboard mills.....	322		15.4	1.9	1.0	0.8	1.0	0.8
Pulp mills.....	3221		16.0	1.7	0.9	1.0	0.4	0.5
Pulp mills.....	32211		41.4	0.6	-1.2	1.5	3.3	0.3
Pulp mills.....	322110		41.4	0.6	-1.2	1.5	3.3	0.3
Primary products.....		322110-P	43.3	0.6	-1.2	1.5	3.3	0.3

See footnotes at end of table.

Table 12. Producer price index percentage changes for the net output of selected industries and their products, not seasonally adjusted — Continued
 [February 2022]

Title ¹	Industry code	Product code	Unadjusted 12-month percent change ²	Unadjusted 1-month percent change ²				
				Feb. 2021 to Feb. 2022 ^P	Sept. to Oct.	Oct. to Nov. ^P	Nov. to Dec. ^P	Dec. to Jan. ^P
Pulp mills - Continued								
Special alpha and dissolving wood pulp, incl. sulfite and sulfate and other wood pulp.....		322110-6	-	0.0	-3.0	2.0	0.5	0.2
All other miscellaneous pulp, other than wood, and pulp mill by-products, incl. turpentine.....		322110-9	-	3.1	6.7	-0.3	14.5	0.5
Paper mills.....	32212		12.0	0.4	1.8	1.2	0.3	1.1
Paper, except newsprint, mills.....	322121		11.2	0.5	1.7	1.2	0.2	1.0
Primary products.....		322121-P	10.6	0.8	1.8	0.0	1.9	1.1
Sanitary tissue paper products, made in paper mills.....		322121-Q	5.2	0.2	1.4	-0.2	1.2	0.3
Paper table napkins, industrial & retail pkgs, bulk and dispenser types, made in paper mills.....		322121-Q2	3.8	0.7	0.1	0.0	1.5	0.8
Paper towels, industrial packages (rolled, folded, and interfolded), made in paper mills.....		322121-Q6	5.4	0.0	0.0	2.3	1.2	-0.9
Other sanitary tissue paper products, made in paper mills.....		322121-Q9	7.1	-0.3	3.0	-2.1	3.4	1.3
Bleached bristol, clay-coated, uncoated, and industrial converted paper.....		322121-6	16.0	1.4	2.5	0.3	2.8	1.1
Secondary products and miscellaneous receipts.....		322121-SM						
Newsprint mills.....	322122		29.6	-2.8	3.1	2.8	1.9	2.2
Primary products.....		322122-P	30.9	-2.8	3.1	2.8	1.9	2.2
Newsprint.....		322122-1	30.9	1.1	1.4	-0.1	3.4	2.1
Secondary products and miscellaneous receipts.....		322122-SM1						
Paperboard mills.....	32213		19.1	3.6	-0.1	0.7	0.2	-0.2
Paperboard mills.....	322130		19.1	3.6	-0.1	0.7	0.2	-0.2
Primary products.....		322130-P	18.8	4.0	0.1	0.8	0.3	0.0
Bleached packaging and industrial converting paperboard.....		322130-B	-	2.5	0.0	0.3	0.6	0.0
Unbleached kraft packaging and industrial converting paperboard.....		322130-1	-	5.3	0.0	0.9	0.0	0.0
Recycled paperboard.....		322130-7	21.9	3.3	0.4	1.2	0.6	0.1
Secondary products and miscellaneous receipts.....		322130-SM						
Secondary products.....		322130-S	-	-	-4.6	-0.9	-0.8	-5.6
Converted paper product mfg.....	3222		15.4	2.3	1.0	0.7	1.3	0.9
Paper container mfg.....	32221		16.7	3.7	0.9	0.4	1.3	0.9
Corrugated and solid fiber box manufacturing.....	322211		17.9	4.4	0.3	0.2	0.9	0.1
Primary products.....		322211-P	16.1	3.7	0.4	0.4	1.0	0.1
Corrugated and solid fiber boxes, including pallets.....		322211-0	16.1	3.7	0.4	0.4	1.0	0.1
Corrugated shipping containers for food and beverages and carryout boxes for retail food.....		322211-01	10.8	2.4	0.5	0.5	1.3	0.5
Corrugated shipping containers for paper and allied products.....		322211-02	21.4	5.0	0.0	0.4	3.2	0.0
Corrugated shipping containers for metal and electrical machinery.....		322211-03	15.4	4.5	0.5	0.2	0.7	0.0
Corrugated shipping containers for all other end uses.....		322211-04	19.8	2.1	0.0	0.1	0.0	0.0
Corrugated paperboard in sheets and rolls, lined and unlined.....		322211-05	14.9	3.5	0.7	0.9	-0.5	0.0
Other corrugated and solid fiber products, including containers, pallets, pads, etc.....		322211-09	14.1	4.8	0.6	0.2	0.1	0.0
Secondary products and miscellaneous receipts.....		322211-SM						
Miscellaneous receipts.....		322211-M	42.3	11.3	-0.3	-2.4	-1.9	0.5
Secondary products.....		322211-S	34.4	11.6	0.3	0.4	2.9	1.0
Folding paperboard box manufacturing.....	322212		15.6	2.9	1.5	1.7	1.8	2.5
Primary products.....		322212-P	16.0	3.2	1.5	1.8	1.5	2.6
Folding paperboard boxes, packaging, and packaging components.....		322212-0	16.0	3.2	1.5	1.8	1.5	2.6
Secondary products and miscellaneous receipts.....		322212-SM						
Other paperboard container manufacturing.....	322219		12.1	1.0	3.0	-1.0	2.7	2.1
Primary products.....		322219-P	13.9	1.2	3.4	-1.1	3.1	2.4
Setup (rigid) paperboard boxes.....		322219-1	33.4	3.3	0.2	3.6	6.7	0.9
Milk and milk-type paperboard cartons, including juice, beverage, and other products.....		322219-4	-	1.4	-	-	-	-
Paperboard fiber drums with ends of any material.....		322219-7	20.9	0.7	5.1	0.2	0.4	0.7
Fiber cans, tubes, and similar fiber products.....		322219-8	26.1	1.8	0.9	3.0	2.0	7.7
Fiber cans, all fiber and composite.....		322219-81	24.8	0.5	0.4	0.5	0.6	19.5
Fiber cores and tubes.....		322219-82	26.9	2.4	1.1	4.2	2.6	2.2
Paperboard cones, reels, spools, bobbins, blocks, and all vulcanized fiber products.....		322219-83	14.7	1.2	0.2	0.0	0.0	0.0
Secondary products and miscellaneous receipts.....		322219-SM						
Miscellaneous receipts.....		322219-M	1.3	0.0	0.0	0.0	0.0	0.0
Paper bag and coated and treated paper mfg.....	32222		15.8	0.4	1.0	0.8	1.4	1.3
Paper bag and coated and treated paper manufacturing.....	322220		15.8	0.4	1.0	0.8	1.4	1.2

See footnotes at end of table.

Table 12. Producer price index percentage changes for the net output of selected industries and their products, not seasonally adjusted — Continued
 [February 2022]

Title ¹	Industry code	Product code	Unadjusted 12-month percent change ²	Unadjusted 1-month percent change ²				
			Feb. 2021 to Feb. 2022 ^P	Sept. to Oct.	Oct. to Nov. ^P	Nov. to Dec. ^P	Dec. to Jan. ^P	Jan. to Feb. ^P
Paper bag and coated and treated paper manufacturing - Continued								
Primary products.....		322220-P	13.5	0.8	1.0	0.9	1.3	0.0
Specialty bags, pouches, and liners, multiweb laminations and foil, except film-film.....		322220-C	16.5	-0.8	8.6	0.8	1.0	-1.9
Uncoated single-web paper grocers' bags and sacks and variety and shopping bags.....		322220-D	4.5	0.0	0.0	0.0	0.1	0.0
Laminated aluminum foil rolls and sheets for flexible packaging uses.....		322220-F	18.0	1.1	0.1	2.4	4.1	-0.3
Pasted, lined, laminated, or surface-coated paperboard.....		322220-G	21.8	0.7	0.0	1.7	1.5	0.0
Single-web paper, rolls and sheets, including waxed, for flexible packaging uses...		322220-H	13.1	3.9	0.0	0.0	1.4	0.0
Multiweb laminated rolls and sheets, except foil, for flexible packaging uses.....		322220-J	21.2	1.6	0.4	1.3	0.9	0.3
Printing paper, coated at establishments other than where paper was produced. ..		322220-K	17.0	0.0	0.0	0.0	2.1	0.0
Pressure-sensitive products.....		322220-N	15.8	0.6	1.6	1.2	1.5	0.6
Wallcoverings.....		322220-7	0.0	0.0	0.0	0.0	0.0	0.0
Converted foil for nonpackaging applications.....		322220-8	6.6	0.5	0.5	0.2	0.0	-2.4
Other coated and processed papers, except for packaging uses.....		322220-9	8.1	1.0	0.2	0.7	0.5	-0.6
Secondary products and miscellaneous receipts.....		322220-SM						
Miscellaneous receipts.....		322220-M	28.3	-9.1	1.3	0.0	0.0	6.3
Stationery product mfg.	32223		14.5	-0.2	1.9	2.6	3.3	0.6
Stationery product manufacturing.....	322230		14.5	-0.2	1.9	2.6	3.3	0.6
Primary products.....		322230-P	14.5	-0.2	2.0	2.6	3.3	0.6
Die-cut paper and paperboard office supplies.....		322230-4	22.1	0.0	0.6	7.4	6.3	0.0
Envelopes, commercial, all types and materials.....		322230-5	16.0	1.4	3.9	1.5	1.4	2.1
Tablets, pads and related products.....		322230-9	8.5	0.0	0.2	2.0	4.2	0.0
Secondary products and miscellaneous receipts.....		322230-SM						
Miscellaneous receipts.....		322230-M	11.7	-0.9	-0.7	-0.1	1.1	0.7
Other converted paper product mfg.	32229		11.0	0.8	1.3	1.1	0.5	0.8
Sanitary paper product manufacturing.....	322291		8.0	-0.2	0.8	1.2	0.6	0.3
Primary products.....		322291-P	6.5	-0.2	1.0	0.7	0.4	0.3
Disposable diapers and similar disposable products, made from purchased sanitary paper stock.....		322291-2	6.4	0.0	0.4	0.2	0.0	0.0
Sanitary tissue paper products, made from purchased sanitary paper stock or wadding.....		322291-5	6.6	-0.6	2.0	1.5	1.0	0.8
Secondary products and miscellaneous receipts.....		322291-SM						
Miscellaneous receipts.....		322291-M	36.4	0.0	-6.5	18.5	6.6	0.0
All other converted paper product mfg.....	322299		17.6	3.0	2.4	0.9	0.4	1.7
Primary products.....		322299-P	16.2	3.1	2.2	0.8	0.3	1.7
Molded pulp goods, including egg cartons, florist pots, food trays, etc.....		322299-1	18.3	5.7	1.5	0.8	0.5	1.2
Miscellaneous converted paper and paperboard products.....		322299-3	15.9	2.6	2.3	0.8	0.2	1.8
Secondary products and miscellaneous receipts.....		322299-SM						
Printing and related support activities.....	323		12.9	0.6	3.2	0.8	1.2	2.4
Printing and related support activities.....	3231		12.9	0.6	3.2	0.8	1.2	2.4
Printing.....	32311		13.1	0.6	3.3	0.8	1.3	2.5
Commercial screen printing.....	323113		10.7	1.1	2.5	0.9	2.5	0.3
Primary products.....		323113-P	11.3	1.2	2.8	0.7	2.6	0.3
Screen printing on garments, apparel accessories, and other fabric articles, excluding labels.....		323113-4	11.5	1.7	1.6	1.1	2.8	0.4
Screen printing (excluding on textiles, apparel, apparel accessories, and labels) ..		323113-6	10.9	0.0	5.7	0.0	2.4	0.0
Secondary products and miscellaneous receipts.....		323113-SM						
Miscellaneous receipts.....		323113-M	7.9	0.7	0.0	2.0	2.4	0.2
Secondary products.....		323113-S	8.0	0.4	2.5	1.0	1.2	0.4
Books printing.....	323117		16.0	0.8	1.6	1.7	2.5	2.1
Primary products.....		323117-P	16.4	0.9	1.6	1.8	2.5	2.3
Other book and pamphlet printing and binding.....		323117-E	2.8	0.1	0.0	0.4	1.6	0.2
Textbook printing and binding.....		323117-1	19.0	2.7	2.1	1.8	1.5	0.4
Technical, scientific, & professional book printing & binding.....		323117-3	24.3	0.8	2.3	0.2	8.3	2.4
Religious book printing and binding.....		323117-5	21.4	1.3	3.7	4.0	2.6	1.5
General book (trade, etc.) printing & binding.....		323117-7	20.5	0.3	1.7	2.5	1.9	4.5
Secondary products and miscellaneous receipts.....		323117-SM						
Secondary products.....		323117-S	14.0	0.4	2.2	1.0	1.2	1.3
Commercial printing, except screen and books.....	32311K		13.2	0.5	3.5	0.8	1.1	2.7
Primary products.....		32311K-P	12.5	0.5	3.5	0.7	1.0	2.7
Commercial lithographic printing.....		32311K-0	12.5	0.9	4.1	0.7	1.3	2.6
Other commercial and general job printing (lithographic).....		32311K-0B	11.1	-0.2	0.6	0.9	5.7	2.0

See footnotes at end of table.

Table 12. Producer price index percentage changes for the net output of selected industries and their products, not seasonally adjusted — Continued
[February 2022]

Title ¹	Industry code	Product code	Unadjusted 12-month percent change ²	Unadjusted 1-month percent change ²				
				Feb. 2021 to Feb. 2022 ^P	Sept. to Oct.	Oct. to Nov. ^P	Nov. to Dec. ^P	Dec. to Jan. ^P
Commercial printing, except screen and books - Continued								
Magazine and periodical printing (lithographic).....		32311K-01	15.1	4.4	0.0	2.6	-0.1	1.5
Label and wrapper printing (lithographic).....		32311K-03	1.0	0.0	0.0	0.0	0.0	0.0
Catalog and directory printing (lithographic).....		32311K-05	4.0	0.3	0.4	0.0	1.7	1.1
Advertising printing (lithographic).....		32311K-09	4.6	0.6	0.4	0.4	0.3	1.6
Commercial flexographic printing.....		32311K-2	20.3	0.6	3.5	0.0	0.6	6.1
Label and wrapper printing (flexographic).....		32311K-21	16.5	0.7	1.1	0.0	0.9	7.7
Quick printing.....		32311K-4	0.5	0.0	0.0	0.0	0.0	0.0
Digital printing.....		32311K-5	13.8	-0.2	4.4	0.9	1.6	0.3
Manifold business forms printing.....		32311K-6	2.4	0.0	2.3	0.0	0.1	0.0
Unit set business forms, loose or bound, manifold books, and pegboard accounting systems.....		32311K-62	-	0.0	0.0	0.0	0.3	-
Other commercial printing.....		32311K-9	2.5	0.0	0.0	1.7	0.7	0.0
All other commercial and general job printing.....		32311K-9V	0.1	0.0	0.0	0.0	0.1	0.0
Secondary products and miscellaneous receipts.....		32311K-SM						
Miscellaneous receipts.....		32311K-M	5.5	0.4	0.2	0.0	0.9	0.0
Secondary products.....		32311K-S	35.7	0.5	6.9	3.1	2.1	4.5
Support activities for printing.....	32312		5.1	0.2	0.5	1.5	0.1	0.1
Support activities for printing.....	323120		5.2	0.2	0.5	1.5	0.1	0.1
Primary products.....		323120-P	5.0	0.2	0.4	1.7	0.1	0.1
Softcover, pamphlet, sample book, and other binding of books and materials printed elsewhere.....		323120-3	11.3	1.1	0.2	2.9	0.3	0.0
Edition, library, and other hardcover binding of books printed elsewhere.....		323120-4	-	0.0	-	-	-	-
Miscellaneous binding and postpress work, incl collating, perforating, folding, gluing, etc.....		323120-5	8.2	0.3	1.5	0.8	0.2	0.5
Prepress services, excl platemaking (incl film, assembled flats, color sep., typesetting, etc.).....		323120-7	4.6	0.0	0.0	1.5	0.0	0.0
Printing plates and cylinders, prepared for printing (excl blank plates and blank cylinders).....		323120-9	-2.1	0.0	0.0	2.3	0.0	0.0
Secondary products and miscellaneous receipts.....		323120-SM						
Petroleum and coal products manufacturing.....	324		54.0	8.0	0.5	-5.6	5.5	11.5
Petroleum and coal products mfg.....	3241		54.0	8.0	0.5	-5.6	5.5	11.5
Petroleum refineries.....	32411		58.1	8.5	0.5	-6.1	5.7	12.3
Petroleum refineries.....	324110		58.1	8.6	0.5	-6.1	5.7	12.3
Primary products.....		324110-P	60.4	8.9	0.5	-6.3	5.8	12.7
Kerosene, except jet fuel.....		324110-B	66.5	14.2	-2.0	-8.7	8.3	16.1
Light fuel oils.....		324110-C	58.4	12.1	-1.9	-5.6	5.3	14.6
Home heating oil and other distillates, NEC.....		324110-C1	77.2	15.3	-0.2	-8.3	12.0	21.4
Diesel fuel.....		324110-C2	57.5	11.9	-2.0	-5.4	5.0	14.3
Heavy fuel oils, including No. 5, No. 6, heavy diesel, gas enrichment oils, etc.....		324110-E	37.2	9.4	4.3	-0.9	-6.2	14.8
Unfinished oils and lubricating oil base stock.....		324110-J	46.2	0.6	-5.3	0.4	1.8	1.2
Liquefied refinery gases, including other aliphatics (feed stock and other uses)....		324110-R	90.4	18.1	0.7	-12.3	11.9	10.8
Other finished petroleum products, including waxes.....		324110-T	58.0	5.1	22.4	29.6	0.1	7.0
Gasoline, including finished base stocks and blending agents.....		324110-1	60.7	6.1	1.0	-8.5	6.1	12.3
Motor gasoline, including finished base stocks and blending agents.....		324110-12	61.3	6.2	0.9	-8.5	6.2	12.5
Regular gasoline.....		324110-121	62.5	6.5	0.7	-8.6	6.5	12.5
Mid-premium gasoline.....		324110-122	50.4	6.6	1.6	-8.0	2.4	12.2
Premium gasoline.....		324110-123	55.1	3.9	1.9	-8.0	4.2	12.0
Jet fuel.....		324110-6	75.3	12.4	3.8	-9.9	13.1	14.5
Asphalt.....		324110-9	37.5	-1.4	8.1	-6.3	-1.3	11.1
Secondary products and miscellaneous receipts.....		324110-SM1						
Asphalt paving and roofing materials mfg.....	32412		14.2	0.2	1.3	1.1	5.0	2.0
Asphalt paving mixture & block manufacturing.....	324121		8.6	0.5	-0.1	1.1	8.6	2.0
Primary products.....		324121-P	8.6	0.5	-0.1	1.1	9.2	1.9
Asphalt paving mixtures & blocks.....		324121-0	8.6	0.5	-0.1	1.1	9.2	1.9
Emulsified asphalt, including liquid additives.....		324121-0111	15.6	1.7	1.2	0.0	-0.2	2.7
Other liquid asphalt and tar paving materials, including cut-backs.....		324121-0121	24.1	1.4	0.2	-0.2	-0.1	6.7
Asphalt and tar paving mixt. (excl liquid), incl bitum. or asph. concrete, asph. paving cement.....		324121-0131	4.9	-0.1	-0.8	2.1	16.5	1.4
Secondary products and miscellaneous receipts.....		324121-SM						
Miscellaneous receipts.....		324121-M	12.0	0.0	0.0	0.0	0.4	5.4
Secondary products.....		324121-S	-	0.0	0.0	0.0	0.0	1.3
Asphalt shingle and coating materials manufacturing.....	324122		20.8	-0.1	2.7	1.2	1.4	2.0
Primary products.....		324122-P	20.9	-0.1	2.8	1.2	1.0	2.1

See footnotes at end of table.

Table 12. Producer price index percentage changes for the net output of selected industries and their products, not seasonally adjusted — Continued
 [February 2022]

Title ¹	Industry code	Product code	Unadjusted 12-month percent change ²	Unadjusted 1-month percent change ²				
			Feb. 2021 to Feb. 2022 ^P	Sept. to Oct.	Oct. to Nov. ^P	Nov. to Dec. ^P	Dec. to Jan. ^P	Jan. to Feb. ^P
Asphalt shingle and coating materials manufacturing - Continued								
Roofing asphalts and pitches, coatings, and cements.....		324122-1	10.5	-0.1	-0.1	0.0	3.1	0.5
Prepared asphalt and tar roofing and siding products, incl. saturated felts for nonbuilding use.....		324122-2	22.5	-0.1	3.2	1.3	0.8	2.3
Asphalt smooth-surfaced roll roofing and cap sheets, organic and fiberglass base.....		324122-21	18.9	0.1	-3.8	1.3	1.2	1.1
Asphalt mineral-surfaced roll roofing and cap sheets, organic and fiberglass base.....		324122-22	13.8	1.9	1.7	0.3	1.6	0.0
Other prepared asphalt and tar products for roofing and siding.....		324122-27	22.0	2.4	0.4	2.1	3.5	1.8
Secondary products and miscellaneous receipts.....		324122-SM						
Other petroleum and coal products mfg.....	32419		16.3	3.0	0.0	0.8	1.2	1.4
Petroleum lubricating oil and grease mfg.....	324191		14.1	3.6	0.0	0.2	0.8	0.4
Primary products.....		324191-P	14.7	3.6	0.0	0.2	0.9	0.4
Petroleum lubricating oils and greases, refined petroleum.....		324191-0	14.7	3.6	0.0	0.2	0.9	0.4
Lubricating oils (incl. hydraulic fluids, etc.), refined petroleum.....		324191-011	15.5	3.9	0.0	0.2	0.8	0.5
Secondary products and miscellaneous receipts.....		324191-SM						
All other petroleum and coal products mfg.....	324199		25.4	0.4	0.1	3.3	2.7	5.4
Primary products.....		324199-P	24.9	0.2	0.1	3.5	2.7	5.3
Coke oven and blast furnace products, made in coke oven establishments.....		324199-3	13.8	-2.4	-1.7	1.8	5.1	9.5
All other petroleum and coal products (excl. coke oven products), made in coke oven estab.....		324199-9	37.8	2.8	1.9	5.0	0.6	1.5
Secondary products and miscellaneous receipts.....		324199-SM						
Secondary products.....		324199-S	-	8.2	-0.1	-4.1	-	-
Chemical mfg.....	325		13.9	1.4	0.8	0.3	0.9	0.8
Basic chemical mfg.....	3251		24.2	2.1	2.9	0.0	-0.2	1.2
Petrochemical mfg.....	32511		30.4	2.1	-3.3	-7.2	0.9	5.2
Petrochemical manufacturing.....	325110		28.9	1.7	-3.2	-7.2	0.5	5.0
Primary products.....		325110-P	16.9	-1.6	-2.2	-6.6	-3.2	3.9
Secondary products and miscellaneous receipts.....		325110-SM						
Industrial gas mfg.....	32512		20.5	-2.6	10.7	3.9	0.0	2.3
Industrial gas manufacturing.....	325120		20.6	-2.6	10.7	3.9	0.0	2.3
Primary products.....		325120-P	21.1	-2.7	11.0	4.0	0.0	2.3
Oxygen.....		325120-A	3.8	-0.1	0.0	0.0	0.6	0.7
Argon and hydrogen.....		325120-C	-2.1	-1.0	-0.1	0.0	0.5	0.8
Other industrial gases (including fluorocarbon and acetylene).....		325120-T	32.9	-3.7	16.8	5.9	-0.1	3.1
Carbon dioxide.....		325120-4	1.0	-2.3	-0.1	-0.1	0.1	0.2
Nitrogen.....		325120-7	0.2	0.2	0.5	0.1	-0.1	0.5
Secondary products and miscellaneous receipts.....		325120-SM						
Synthetic dye and pigment mfg.....	32513		18.7	1.3	4.0	-1.0	2.5	3.3
Synthetic dye and pigment manufacturing.....	325130		18.6	1.3	3.9	-1.0	2.5	3.3
Primary products.....		325130-P	19.4	1.3	4.2	-1.0	2.7	3.5
All other inorganic pigments, including TiO2, chrome colors, and other white opaque pigments.....		325130-N	-	1.1	5.6	-1.3	1.3	4.7
Synthetic organic dyes, pigments, lakes, and toners.....		325130-R	-	1.8	0.8	-0.4	6.3	0.6
Synthetic organic dyes.....		325130-R8	45.3	4.9	0.6	2.7	15.2	1.7
Synthetic organic pigments, lakes, and toners.....		325130-R9	15.9	0.5	0.9	-1.7	2.4	0.0
Secondary products and miscellaneous receipts.....		325130-SM						
Secondary products.....		325130-S	-	-	-	0.1	0.7	1.5
Other basic inorganic chemical manufacturing.....	32518		28.9	6.2	1.3	3.3	2.0	2.6
Other basic inorganic chemical manufacturing.....	325180		28.9	6.1	1.3	3.3	2.0	2.7
Primary products.....		325180-P	24.7	0.5	1.6	3.2	3.1	3.4
Potassium and sodium compounds, excluding bleaches, alkalies, and alum.....		325180-A	23.2	1.2	2.5	1.9	2.7	4.9
All other inorganic chemicals.....		325180-H	13.6	0.0	2.3	1.1	1.1	1.6
Inorganic acids, excluding nitric, sulfuric and phosphoric.....		325180-3	32.6	3.9	3.0	0.0	3.4	8.6
Sodium hydroxide (caustic soda).....		325180-4	57.5	6.4	1.4	5.5	14.7	1.6
Carbon black, all processes.....		325180-6	63.0	2.0	3.7	12.2	-1.6	13.5
Other alkalies.....		325180-7	30.6	0.2	1.8	-0.5	9.3	6.3
Sulfuric acid.....		325180-9	59.9	0.9	-0.7	16.3	0.0	0.0
Secondary products and miscellaneous receipts.....		325180-SM						
Miscellaneous receipts.....		325180-M	-	32.1	0.0	4.0	0.1	-
Secondary products.....		325180-S	25.2	-1.1	3.0	1.6	-1.7	3.2
Other basic organic chemical mfg.....	32519		20.5	0.9	4.9	1.2	-1.8	-0.7

See footnotes at end of table.

Table 12. Producer price index percentage changes for the net output of selected industries and their products, not seasonally adjusted — Continued
[February 2022]

Title ¹	Industry code	Product code	Unadjusted 12-month percent change ²	Unadjusted 1-month percent change ²				
				Feb. 2021 to Feb. 2022 ^P	Sept. to Oct.	Oct. to Nov. ^P	Nov. to Dec. ^P	Dec. to Jan. ^P
Ethyl alcohol manufacturing.....	325193		22.1	-0.4	14.1	4.5	-12.4	-4.8
Primary products.....		325193-P	32.6	0.6	19.2	5.2	-17.5	-9.9
Ethyl alcohol.....		325193-0	32.6	0.6	19.2	5.2	-17.5	-9.9
Secondary products and miscellaneous receipts.....		325193-SM						
Secondary products.....		325193-S	4.7	-3.5	1.9	3.3	0.8	9.2
Cyclic crude, intermediate, and gum and wood chemical mfg.....	325194		26.3	1.6	0.6	2.1	1.6	1.5
Primary products.....		325194-P	40.2	1.9	1.4	2.4	0.6	1.8
Gum and wood chemicals, including wood distillation products.....		325194-1	13.0	0.9	-0.1	0.7	4.1	4.3
Cyclic crude and intermediate chemicals.....		325194-2	51.3	2.2	1.9	2.9	-0.4	1.1
Secondary products and miscellaneous receipts.....		325194-SM						
All other basic organic chemical manufacturing.....	325199		19.2	1.4	1.4	-0.6	3.3	0.8
Primary products.....		325199-P	22.3	1.6	1.6	-0.6	3.4	0.8
Natural organic chemicals.....		325199-E	28.3	1.5	-0.3	0.4	21.7	0.6
Synthetic organic chemicals for use as flavor and perfume materials.....		325199-H	12.9	3.3	0.3	0.4	7.0	2.3
Synthetic organic plasticizers.....		325199-N	41.8	1.0	6.3	10.3	0.8	-0.2
Other synthetic organic chemicals.....		325199-R	30.1	1.7	5.9	2.9	1.1	3.1
Miscellaneous end use chemicals and chemical products, excluding urea.....		325199-T	7.3	0.4	0.1	0.0	2.6	1.2
Miscellaneous cyclic and acyclic chemicals and chemical products, excluding fatty acid esters.....		325199-V	32.8	0.7	3.0	-4.5	5.1	-1.2
Fatty acids.....		325199-1	46.1	5.2	1.1	-2.1	-2.2	2.9
Industrial organic flavor oil mixtures and blends.....		325199-7	8.9	0.0	1.6	0.0	3.6	0.1
Secondary products and miscellaneous receipts.....		325199-SM						
Miscellaneous receipts.....		325199-M	-	0.0	0.0	0.0	0.2	-
Resin, synthetic rubber, and artificial/synthetic fiber/filaments mfg.....	3252		19.4	0.7	-1.0	-2.0	-2.2	0.0
Resin and synthetic rubber mfg.....	32521		19.0	0.6	-1.1	-2.1	-2.4	-0.1
Plastics material and resins mfg.....	325211		19.0	0.6	-1.1	-2.0	-2.7	-0.1
Primary products.....		325211-P	21.1	0.7	-1.4	-2.5	-3.3	-0.4
Thermoplastic resins and plastics materials.....		325211-1	20.8	0.4	-1.6	-3.0	-4.1	-0.3
Thermosetting resins and plastics materials.....		325211-4	23.5	2.5	0.7	1.4	2.6	-1.0
Secondary products and miscellaneous receipts.....		325211-SM						
Synthetic rubber manufacturing.....	325212		18.8	0.1	-1.5	-3.1	0.5	-0.1
Primary products.....		325212-P	20.5	0.3	-1.6	-3.3	0.5	-0.1
Synthetic rubber (vulcanizable elastomers).....		325212-0	20.5	0.3	-1.6	-3.3	0.5	-0.1
Secondary products and miscellaneous receipts.....		325212-SM						
Artificial fibers and filaments manufacturing.....	32522		24.3	2.3	-0.3	-1.0	1.0	1.0
Artificial fibers and filaments manufacturing.....	325220		24.2	2.3	-0.3	-1.0	1.0	1.0
Primary products.....		325220-P	23.6	2.3	-0.4	-1.1	1.1	0.9
Polyester manufactured fibers.....		325220-7	34.9	8.8	0.0	-1.9	3.3	4.2
Other noncellulosic organic fibers, incl. polyamide, polyolefin, and producer-textured.....		325220-9	20.6	0.7	-0.5	-0.8	0.5	0.0
Secondary products and miscellaneous receipts.....		325220-SM						
Pesticide, fertilizer, and other agricultural chemical mfg.....	3253		47.0	5.3	4.2	4.6	2.6	2.1
Fertilizer mfg.....	32531		72.8	6.2	6.9	7.4	2.6	3.3
Nitrogenous fertilizer manufacturing.....	325311		114.0	14.8	11.5	14.1	4.5	8.2
Primary products.....		325311-P	117.4	15.3	11.9	14.5	4.3	8.4
Synthetic ammonia, nitric acid, ammonium compounds, and urea.....		325311-A	127.0	16.3	12.5	15.3	4.1	8.8
Fertilizer materials of organic origin.....		325311-7	8.1	0.0	0.0	0.0	7.9	0.1
Secondary products and miscellaneous receipts.....		325311-SM						
Secondary products.....		325311-S	-	0.0	0.0	0.0	14.3	-
Phosphatic fertilizer manufacturing.....	325312		69.9	2.0	5.6	4.3	0.5	0.1
Primary products.....		325312-P	70.3	2.0	5.7	3.9	0.5	0.0
Phosphoric acid, superphosphates, and other phosphatic fertilizer materials.....		325312-A	-	2.8	5.4	3.6	-	-
Mixed fertilizers, made in plants which manufacture fertilizer materials.....		325312-7	71.9	-1.0	6.8	5.1	2.0	0.0
Secondary products and miscellaneous receipts.....		325312-SM						
Fertilizer, mixing only, manufacturing.....	325314		21.7	2.6	1.9	2.1	3.8	0.1
Primary products.....		325314-P	19.7	1.9	1.6	2.2	4.0	0.0
Mixed fertilizers, mixing only.....		325314-0	19.7	1.9	1.6	2.2	4.0	0.0
Mixed fertilizers, dry, mixing only.....		325314-01	15.5	1.6	1.0	1.1	4.6	0.0
Mixed fertilizers, liquid, mixing only.....		325314-02	39.8	3.3	4.3	6.7	2.0	0.0
Secondary products and miscellaneous receipts.....		325314-SM						
Pesticide and other agricultural chemical mfg.....	32532		16.5	4.1	0.1	0.2	2.5	0.0

See footnotes at end of table.

Table 12. Producer price index percentage changes for the net output of selected industries and their products, not seasonally adjusted — Continued
 [February 2022]

Title ¹	Industry code	Product code	Unadjusted 12-month percent change ²	Unadjusted 1-month percent change ²				
			Feb. 2021 to Feb. 2022 ^P	Sept. to Oct.	Oct. to Nov. ^P	Nov. to Dec. ^P	Dec. to Jan. ^P	Jan. to Feb. ^P
Pesticide and other agricultural chemical manufacturing.....	325320		16.4	4.1	0.1	0.2	2.5	0.0
Primary products.....		325320-P	17.0	4.4	0.1	0.1	2.7	0.0
Agricultural and commercial pesticides and chemicals.....		325320-1	19.0	4.8	0.0	0.0	2.7	0.0
Lawn and garden pesticides and chemicals.....		325320-4	7.3	3.0	1.7	0.0	1.0	0.0
Household and institutional pesticides and chemicals.....		325320-7	6.3	1.0	0.0	1.3	3.4	0.0
Secondary products and miscellaneous receipts.....		325320-SM						
Pharmaceutical and medicine mfg.....	3254		2.3	0.1	0.0	0.6	1.3	0.3
Pharmaceutical and medicine mfg.....	32541		2.3	0.1	0.0	0.6	1.3	0.3
Medicinal and botanical manufacturing.....	325411		2.2	0.0	-0.1	0.2	1.8	0.0
Primary products.....		325411-P	2.2	0.0	-0.1	0.2	1.8	0.0
Synthetic organic medicinal chemicals, medicinal & botanical drugs, & other products.....		325411-0	2.2	0.0	-0.1	0.2	1.8	0.0
Pharmaceutical preparation manufacturing.....	325412		1.7	0.1	0.0	0.0	1.3	0.3
Primary products.....		325412-P	1.7	0.1	0.0	0.0	1.3	0.4
Pharmaceuticals acting on the respiratory system, for human use.....		325412-A	2.0	0.0	0.0	0.0	2.1	0.3
Antihistamines and bronchodilators, including antiasthmatics.....		325412-A111	1.1	0.0	0.0	0.0	0.0	1.1
Other respiratory preparations.....		325412-A112	2.3	0.0	0.0	0.0	2.8	0.0
Other respiratory preparations, over-the-counter.....		325412-A112OC	4.7	0.0	0.0	0.0	4.7	0.0
Other respiratory preparations, prescription.....		325412-A112RX	1.8	0.0	0.0	0.0	2.4	0.0
Pharmaceuticals acting on the digestive or the genito-urinary systems, for human use.....		325412-D	0.0	0.0	0.0	0.0	0.0	0.0
Other digestive or genito-urinary preparations.....		325412-D112	0.0	0.0	0.0	0.0	0.0	0.0
Other digestive or genito-urinary preparations, over-the-counter.....		325412-D112OC	-	0.0	0.0	0.0	0.0	-
Other digestive or genito-urinary preparations, prescription.....		325412-D112RX	0.0	0.0	0.0	0.0	0.0	0.0
Pharmaceuticals acting on the skin, for human use.....		325412-G	0.3	0.0	0.0	0.0	0.3	0.0
Other pharmaceutical preparations acting on the skin.....		325412-G311	0.5	0.0	0.0	0.0	0.4	0.0
Anti-acne preparations.....		325412-G411	0.0	0.0	0.0	0.0	0.0	0.0
Vitamin, nutrient, and hematonic preparations, for human use.....		325412-L	1.0	-0.1	0.1	-0.2	0.7	-0.3
Multivitamins.....		325412-L111	1.7	0.0	0.0	0.0	1.1	0.0
Other vitamins and nutrients.....		325412-L112	0.5	-0.2	0.1	-0.4	0.4	-0.5
Pharmaceuticals affecting parasitic and infective diseases, for human use.....		325412-Q	1.1	0.0	0.0	0.0	1.2	0.0
Broad and medium spectrum antibiotics.....		325412-Q111	0.5	0.0	0.0	0.0	0.5	0.0
Systemic antivirals.....		325412-Q112	1.9	0.0	0.0	0.0	1.8	0.0
Other parasitic and infective diseases.....		325412-Q113	-	0.0	0.0	0.0	1.2	-
Pharmaceuticals affecting neoplasms, the endocrine system, & metabolic diseases, for human use.....		325412-1	1.7	0.1	0.0	0.0	1.1	0.4
Cancer therapy products.....		325412-1111	4.3	0.0	0.0	0.0	3.2	0.1
Insulin/antidiabetes products.....		325412-1112	2.7	0.2	0.0	0.0	2.5	0.0
Other neoplasms, endocrine system, and metabolic diseases.....		325412-1113	1.2	0.0	0.0	0.0	0.5	0.7
Hormones and oral contraceptives.....		325412-1114	0.9	0.0	0.0	0.0	0.6	0.0
Pharmaceuticals acting on the central nervous system and the sense organs, for human use.....		325412-4	1.9	0.2	0.0	0.0	2.0	0.9
Analgesics.....		325412-4111	3.0	0.7	0.0	0.0	2.9	2.4
Psychotherapeutics.....		325412-4112	1.2	0.0	0.0	0.0	1.8	0.0
Antidepressants.....		325412-41121	1.5	0.0	0.0	0.0	1.8	0.0
Other psychotherapeutics, including tranquilizers.....		325412-41123	0.8	0.0	0.0	0.0	1.8	0.0
Other central nervous system and sense organs.....		325412-4113	1.3	0.0	0.0	0.0	1.4	0.0
Anticonvulsants.....		325412-4114	0.0	0.0	0.0	0.0	0.0	0.0
Analgesics, over-the-counter.....		325412-4111OC	4.4	3.9	0.0	0.0	0.0	0.2
Analgesics, prescription.....		325412-4111RX	2.8	0.3	0.0	0.0	3.2	2.6
Pharmaceuticals acting on the cardiovascular system, for human use.....		325412-7	0.3	0.0	0.0	-0.1	0.9	0.0
Other cardiovascular preparations.....		325412-7113	-0.7	0.0	0.0	-0.2	0.0	0.0
Secondary products and miscellaneous receipts.....		325412-SM						
Miscellaneous receipts.....		325412-M	1.6	0.5	0.0	0.3	1.0	0.2
Secondary products.....		325412-S	5.6	0.0	0.0	0.0	3.2	0.0
In-vitro diagnostic substance manufacturing.....	325413		10.2	0.1	0.0	9.8	0.3	0.0
Primary products.....		325413-P	11.5	0.1	0.0	11.6	-0.2	0.0
In-vitro diagnostic substances.....		325413-0	11.5	0.1	0.0	11.6	-0.2	0.0
Secondary products and miscellaneous receipts.....		325413-SM						
Other biological product manufacturing.....	325414		2.3	0.0	0.0	0.0	2.1	0.0
Primary products.....		325414-P	2.2	0.0	0.0	0.0	2.0	0.0
Biological products, excluding diagnostic, for veterinary, industrial, and all other misc. uses.....		325414-A	-	0.0	0.0	0.0	-	-
Biological products, excluding diagnostic, for human use.....		325414-T	2.5	0.0	0.0	0.0	2.4	0.0
Secondary products and miscellaneous receipts.....		325414-SM1						

See footnotes at end of table.

Table 12. Producer price index percentage changes for the net output of selected industries and their products, not seasonally adjusted — Continued
[February 2022]

Title ¹	Industry code	Product code	Unadjusted 12-month percent change ²	Unadjusted 1-month percent change ²				
				Feb. 2021 to Feb. 2022 ^P	Sept. to Oct.	Oct. to Nov. ^P	Nov. to Dec. ^P	Dec. to Jan. ^P
Paint, coating & adhesive mfg.	3255		19.7	1.1	0.7	1.3	5.1	1.3
Paint and coating mfg.	32551		20.5	1.1	0.8	1.0	6.1	0.6
Paint and coating manufacturing.	325510		20.5	1.1	0.8	1.0	6.1	0.6
Primary products.		325510-P	21.2	1.2	0.8	1.1	6.5	0.6
Miscellaneous allied paint products including paint and varnish removers, thinners, etc.		325510-B	18.8	1.5	0.8	1.0	4.1	0.0
Architectural coatings.		325510-1	20.5	0.9	0.9	0.8	9.0	0.3
Exterior architectural coatings.		325510-11	28.3	2.1	2.3	1.8	9.4	0.2
Interior architectural coatings.		325510-12	16.4	0.3	0.2	0.2	8.8	0.3
Product finishes for original equipment manufacturers (OEM), excluding marine coatings.		325510-4	17.8	1.6	0.7	2.2	2.0	1.0
Transportation finishes, except powdered and high-solids coatings.		325510-41	2.7	1.4	-0.2	0.4	0.5	0.0
All other product finishes for original equipment manufacturers (OEM), excluding marine coating.		325510-42	24.9	1.7	1.1	2.9	2.6	1.4
Special purpose coatings incl. marine, industrial, construction and maintenance coatings, etc.		325510-7	27.4	1.1	0.7	0.5	7.8	0.9
Automotive, other transportation and machinery refinish paints and enamels, including primers.		325510-71	28.9	0.9	3.0	1.2	1.1	1.3
Special purpose coatings, including all marine coatings and traffic marking paints.		325510-72	26.7	1.1	-0.2	0.2	10.7	0.8
Secondary products and miscellaneous receipts.		325510-SM						
Secondary products.		325510-S	—	0.6	0.5	0.5	0.7	—
Adhesive mfg.	32552		18.1	0.9	0.6	1.8	3.0	3.0
Adhesive manufacturing.	325520		18.0	0.9	0.6	1.8	3.0	3.0
Primary products.		325520-P	17.9	0.7	0.7	2.0	2.7	3.3
Nonstructural caulking compounds and sealants.		325520-A	23.4	0.2	0.0	3.2	5.8	2.6
Structural sealants (load bearing).		325520-B	9.1	0.7	0.0	0.3	1.3	0.3
Synthetic resin & rubber adhesives, incl all types of bonding & laminating adhesives.		325520-4	18.0	0.9	1.0	1.9	1.7	4.0
Epoxy adhesives.		325520-41	15.6	0.7	0.0	1.8	-0.1	4.5
Other synthetic resin and rubber adhesives.		325520-46	25.5	1.3	2.9	1.8	4.3	2.4
Secondary products and miscellaneous receipts.		325520-SM						
Miscellaneous receipts.		325520-M	15.8	6.0	0.0	0.0	5.7	0.0
Secondary products.		325520-S	24.3	0.1	0.1	0.1	5.1	0.4
Soap, cleaners, and toilet preparation mfg.	3256		8.5	1.0	0.4	0.4	2.2	0.6
Soap & cleaning compound mfg.	32561		11.4	1.7	0.8	0.5	1.3	0.5
Soap and other detergent manufacturing.	325611		6.4	1.4	0.8	0.2	0.5	0.2
Primary products.		325611-P	5.3	0.4	0.4	0.0	0.6	0.1
Soaps and detergents, commercial, industrial, and institutional.		325611-1	6.3	0.6	0.8	0.1	1.6	0.3
Commercial, industrial, and institutional hard surface cleaners.		325611-11	5.0	0.3	0.5	0.3	0.5	1.3
Commercial, industrial, and institutional laundry detergents.		325611-12	6.0	0.6	1.9	0.0	0.1	0.1
Commercial, industrial, and institutional dishwashing detergents.		325611-13	6.8	0.1	0.4	0.1	3.8	0.4
Commercial, industrial, and institutional metal cleaners.		325611-14	—	5.7	0.0	0.3	0.0	—
Dairy, farm, and food plant cleaners, sanitizers, etc.		325611-16	—	0.0	0.3	0.0	0.1	—
Commercial, industrial, and institutional soaps, excluding specialty cleaners.		325611-17	7.5	2.0	0.3	0.0	0.8	0.0
Commercial, industrial, and institutional scouring cleaners.		325611-18	0.0	0.0	0.0	0.0	0.0	0.0
Household detergents.		325611-4	7.0	0.1	0.2	0.0	0.0	0.0
Household alkaline detergents and cleaners.		325611-45	3.7	0.3	0.1	0.0	0.2	0.0
Household dry and liquid laundry detergents.		325611-46	8.1	0.0	0.2	0.0	0.0	0.0
Soaps, excluding specialty cleaners, household.		325611-7	1.0	0.7	0.0	0.2	0.0	0.0
Secondary products and miscellaneous receipts.		325611-SM						
Miscellaneous receipts.		325611-M	4.5	4.7	0.4	0.0	0.0	0.0
Secondary products.		325611-S	10.3	4.8	2.4	0.9	0.2	0.3
Polish and other sanitation good mfg.	325612		7.1	0.2	2.4	0.3	1.1	0.2
Primary products.		325612-P	6.1	0.2	2.2	0.3	0.8	0.2
Polishing preparations and related products.		325612-7	18.4	1.3	1.8	1.9	3.0	1.0
Specialty cleaning and sanitation products.		325612-8	5.8	0.0	3.1	0.1	0.6	0.1
Disinfectants, nonagricultural, industrial and institutional.		325612-81	5.5	0.0	0.0	0.0	0.9	0.0
Air and room fresheners.		325612-83	9.8	0.0	9.5	0.0	0.1	0.0
Laundry fabric softeners and rinses, liquid and dry.		325612-88	1.6	0.0	0.0	0.1	0.4	0.0
Other specialty cleaning and sanitation products.		325612-89	7.3	0.0	3.8	0.2	0.9	0.3
Secondary products and miscellaneous receipts.		325612-SM						
Miscellaneous receipts.		325612-M	7.6	0.0	0.0	0.0	2.5	0.0
Surface active agent manufacturing.	325613		25.7	3.4	-0.3	1.3	2.9	1.2

See footnotes at end of table.

Table 12. Producer price index percentage changes for the net output of selected industries and their products, not seasonally adjusted — Continued
 [February 2022]

Title ¹	Industry code	Product code	Unadjusted 12-month percent change ²	Unadjusted 1-month percent change ²				
				Feb. 2021 to Feb. 2022 ^P	Sept. to Oct.	Oct. to Nov. ^P	Nov. to Dec. ^P	Dec. to Jan. ^P
Surface active agent manufacturing - Continued								
Primary products.....		325613-P	24.2	2.8	-0.4	1.3	3.1	0.9
Surfactants, finishing agents, and assistants.....		325613-0	24.2	2.8	-0.4	1.3	3.1	0.9
Textile and leather assistants and finishes.....		325613-01	15.7	0.0	0.9	0.8	0.4	1.8
Surfactants (bulk surface active agents).....		325613-02	25.6	3.3	-0.6	1.4	3.4	0.8
Secondary products and miscellaneous receipts.....		325613-SM						
Toilet preparation mfg.....	32562		5.3	0.3	0.0	0.3	3.2	0.8
Toilet preparation manufacturing.....	325620		5.3	0.3	0.0	0.3	3.2	0.8
Primary products.....		325620-P	3.8	0.2	0.0	0.3	1.3	1.2
Denture cleaners, mouthwashes, gargles, and rinses.....		325620-A	—	—	0.0	0.0	0.0	0.0
Creams, lotions, and oils, excluding shaving, hair, and deodorant.....		325620-D	3.3	0.0	0.0	0.1	2.6	0.5
Other cosmetics and toilet preparations.....		325620-G	4.4	0.0	0.0	0.2	0.3	1.8
Shaving preparations.....		325620-1	—	—	-0.4	2.5	1.1	0.0
Perfumes, toilet waters, and colognes.....		325620-4	2.2	—	0.0	1.1	1.0	0.0
Hair preparations (including shampoos).....		325620-7	5.1	0.9	0.0	0.2	2.1	1.5
Hair preparations incl professional, consumer, and cream/gel shampoos.....		325620-71	5.5	0.9	0.0	0.3	2.7	1.5
Hair tonics and hair dressings incl professional and consumer use.....		325620-72	3.4	0.7	0.1	-0.1	0.3	1.4
Secondary products and miscellaneous receipts.....		325620-SM						
Secondary products.....		325620-S	—	—	0.0	1.7	1.0	0.0
Other chemical product & preparation mfg.....	3259		10.5	2.2	0.5	0.1	0.7	0.9
Printing ink mfg.....	32591		9.2	1.8	0.7	0.0	1.0	0.1
Printing ink manufacturing.....	325910		9.2	1.8	0.7	0.0	1.0	0.1
Primary products.....		325910-P	9.3	1.8	0.7	0.0	0.9	0.1
Flexographic printing inks.....		325910-A	29.0	3.9	0.2	0.1	7.8	0.0
Nonimpact/digital inks.....		325910-E	-0.2	0.3	1.6	-0.1	-1.6	-0.6
All other printing inks.....		325910-H	9.8	1.2	0.6	0.8	0.0	3.8
Lithographic and offset inks.....		325910-6	14.3	2.9	0.1	0.0	0.9	0.5
News and nonheat web offset printing inks.....		325910-61	21.4	5.0	0.0	0.0	0.0	0.0
Publication and commercial web inks.....		325910-62	13.1	3.0	0.0	0.0	0.0	0.0
Sheet-fed general inks.....		325910-63	15.2	2.1	0.4	0.0	3.1	1.6
Sheet-fed packaging inks.....		325910-64	11.2	1.2	0.0	0.0	2.4	1.2
Gravure printing inks.....		325910-7	0.6	0.0	0.0	0.0	0.0	0.0
Secondary products and miscellaneous receipts.....		325910-SM						
Miscellaneous receipts.....		325910-M	5.1	1.2	1.9	-1.8	2.4	0.0
Secondary products.....		325910-S	6.6	0.0	0.0	0.0	1.0	1.2
Explosives mfg.....	32592		5.9	0.6	0.1	1.2	3.4	0.2
Explosives manufacturing.....	325920		6.0	0.6	0.1	1.2	3.4	0.2
Primary products.....		325920-P	7.1	0.7	0.0	1.5	3.2	0.2
Explosives.....		325920-0	7.1	0.7	0.0	1.5	3.2	0.2
Secondary products and miscellaneous receipts.....		325920-SM						
All other chemical product & preparation mfg.....	32599		10.9	2.3	0.6	0.1	0.5	1.1
Custom compounding of purchased resins.....	325991		19.6	5.4	0.7	1.2	-0.7	0.8
Primary products.....		325991-P	21.5	5.9	0.8	1.4	-0.7	0.8
Custom compounding of purchased resins and color concentrates.....		325991-0	21.5	5.9	0.8	1.4	-0.7	0.8
Secondary products and miscellaneous receipts.....		325991-SM						
Photographic film and chemical manufacturing.....	325992		7.9	2.0	0.2	0.5	-0.4	1.4
Primary products.....		325992-P	7.7	2.8	0.3	0.5	-1.1	2.0
Photographic sensitized film, plates, paper, & cloth.....		325992-T	7.8	2.3	0.4	0.7	-1.5	1.5
Photographic sensitized film, plates, paper, & cloth, silver-halide-type (excluding X-ray).....		325992-T1	7.6	3.8	-1.3	1.2	-2.5	2.3
Sensitized photographic film, plates, paper & cloth, other than silver-halide-type, incl. X-ray.....		325992-T3	8.3	0.0	3.4	-0.2	0.0	0.3
Prepared photographic chemicals.....		325992-5	7.4	4.6	0.0	0.0	0.0	3.4
Secondary products and miscellaneous receipts.....		325992-SM						
Miscellaneous receipts.....		325992-M	—	0.0	0.0	0.3	0.0	—
Other miscellaneous chemical product manufacturing.....	325998		7.9	0.8	0.6	-0.7	1.6	1.2
Primary products.....		325998-P	7.7	0.9	0.7	-0.8	1.9	0.3
Water treating compounds.....		325998-A	30.1	2.4	-0.9	2.0	5.3	-0.4
All other chemical preparations, including essential oils.....		325998-J	3.8	0.1	1.7	-1.6	1.3	-0.2
Secondary products and miscellaneous receipts.....		325998-SM						
Miscellaneous receipts.....		325998-M	-1.0	0.0	0.0	0.0	-1.4	0.3
Secondary products.....		325998-S	16.3	0.0	-0.2	0.1	0.3	14.0

See footnotes at end of table.

Table 12. Producer price index percentage changes for the net output of selected industries and their products, not seasonally adjusted — Continued
[February 2022]

Title ¹	Industry code	Product code	Unadjusted 12-month percent change ²	Unadjusted 1-month percent change ²				
				Feb. 2021 to Feb. 2022 ^P	Sept. to Oct.	Oct. to Nov. ^P	Nov. to Dec. ^P	Dec. to Jan. ^P
Plastics and rubber products mfg.	326		22.1	1.6	1.5	1.4	1.3	1.1
Plastics product mfg.	3261		24.2	1.8	1.7	1.4	1.0	1.1
Unsupported plastics film, sheet, and bag mfg.	32611		23.1	1.9	0.8	0.5	-0.5	0.9
Plastics bag and pouch manufacturing.	326111		20.5	1.1	-1.1	-0.2	-0.2	1.4
Primary products.		326111-P	21.1	1.3	-1.3	-0.3	-0.3	1.5
Single-web film specialty bags, pouches, and liners.		326111-1	21.9	1.3	-1.4	-0.4	-0.4	1.6
Polyethylene grocery and variety bags and pouches.		326111-11	21.6	0.0	-3.3	-0.2	0.0	5.0
Polyethylene refuse bags.		326111-12	21.7	2.9	-1.0	-3.6	-1.6	-1.8
Other polyethylene bags, pouches, and liners.		326111-15	19.4	2.0	-0.5	-1.4	-0.6	1.5
Coextruded single-web film specialty bags, pouches, & liners.		326111-16	39.2	0.0	0.0	4.7	-0.1	0.1
Multiweb film/film combination specialty bags, pouches, and liners.		326111-3	12.6	1.0	0.2	0.8	1.0	-0.4
Secondary products and miscellaneous receipts.		326111-SM						
Secondary products.		326111-S	29.1	0.1	1.6	1.4	0.3	0.9
Plastics packaging film and sheet mfg.	326112		20.4	1.1	-0.4	0.2	-1.3	1.7
Primary products.		326112-P	20.8	0.9	-0.3	0.1	-1.3	1.7
Single-web film, rolls, and sheets, including coextruded, for flexible packaging uses.		326112-1	18.3	1.4	-0.8	0.4	-2.1	0.2
Single-web film, rolls, and sheets for flexible packaging uses.		326112-11	15.1	1.5	-0.8	0.0	-2.4	0.3
Coextruded single-web film, for flexible packaging uses.		326112-12	35.5	1.3	-1.0	2.5	-0.6	-0.2
Film/film multiweb laminated rolls and sheets, excluding foil, for flexible packaging uses.		326112-3	27.0	-0.5	1.0	-0.6	0.5	5.5
Secondary products and miscellaneous receipts.		326112-SM						
Secondary products.		326112-S	21.7	3.4	-1.2	1.6	-1.6	1.7
Nonpackaging plastics film and sheet mfg.	326113		26.7	2.9	2.7	1.0	0.0	0.0
Primary products.		326113-P	28.7	3.0	3.2	1.3	-0.6	0.3
Unlaminated plastics film and sheet, excluding packaging.		326113-0	28.7	3.0	3.2	1.3	-0.6	0.3
Unlaminated polyethylene film and sheet.		326113-01	30.9	-0.4	3.7	2.7	-0.9	1.1
Unlaminated vinyl and vinyl copolymer film and sheet.		326113-03	31.4	3.1	0.3	0.8	0.0	-0.2
Miscellaneous unlaminated plastics film and sheet.		326113-04	22.5	2.4	4.0	0.4	0.9	0.4
Secondary products and miscellaneous receipts.		326113-SM						
Secondary products.		326113-S	21.0	3.0	-0.2	-1.4	5.2	-1.1
Plastics pipe/fitting/unsupported shapes mfg.	32612		42.4	3.6	0.6	1.2	2.1	1.3
Unlaminated plastics profile shape manufacturing.	326121		16.8	2.7	0.3	-0.6	2.5	1.6
Primary products.		326121-P	16.7	2.4	0.0	-0.7	2.9	1.6
Unlaminated plastics profile shapes.		326121-0	16.7	2.4	0.0	-0.7	2.9	1.6
Secondary products and miscellaneous receipts.		326121-SM						
Plastics pipe and pipe fitting manufacturing.	326122		57.4	4.0	0.7	1.9	1.9	1.2
Primary products.		326122-P	58.8	4.1	0.7	2.0	1.9	1.2
Plastics pipe.		326122-1	60.0	4.3	0.7	1.9	1.2	1.1
Plastics drain, waste and vent pipe.		326122-11	52.7	3.7	1.0	3.0	2.9	-2.1
Plastics water pipe.		326122-13	89.2	5.3	1.2	2.0	1.4	5.2
Plastics sewer, stormdrain, and water main pipe.		326122-18	86.4	5.9	1.8	5.0	0.1	2.5
Other plastics pipe.		326122-1B	20.5	0.7	-0.1	-2.3	0.5	0.0
Plastics pipe fittings and unions.		326122-3	53.6	3.0	0.6	2.7	5.3	1.4
Secondary products and miscellaneous receipts.		326122-SM						
Miscellaneous receipts.		326122-M	27.3	1.9	0.9	-1.4	0.4	3.0
Secondary products.		326122-S1	21.1	4.4	-0.4	0.2	2.4	0.8
Laminated plastics plate, sheet, and shape mfg.	32613		15.2	0.9	0.2	1.1	3.5	3.5
Laminated plastics plate, sheet (except packaging), and shape manufacturing.	326130		15.2	0.9	0.2	1.1	3.5	3.5
Primary products.		326130-P	15.5	0.8	0.2	1.2	3.8	3.6
Laminated plastics plate, sheet (except packaging), and shapes.		326130-0	15.5	0.8	0.2	1.2	3.8	3.6
Secondary products and miscellaneous receipts.		326130-SM						
Secondary products.		326130-S	-	4.2	0.0	-	-	-
Polystyrene foam product mfg.	32614		58.9	6.0	7.8	4.5	4.5	1.0
Polystyrene foam product manufacturing.	326140		58.9	6.0	7.8	4.5	4.5	1.0
Primary products.		326140-P	53.6	5.4	7.2	3.7	4.5	0.4
Packaging, polystyrene foam products.		326140-2	63.6	4.1	8.3	3.9	5.5	0.4
Polystyrene foam food containers.		326140-21	64.8	5.2	9.4	5.8	5.6	-0.1
Polystyrene foam protective shipping pads, shaped cushioning, etc.		326140-22	61.4	2.0	6.3	0.5	5.3	1.4
Building and construction polystyrene foam products.		326140-3	51.8	8.2	6.6	0.2	2.5	1.2
Consumer and institutional polystyrene foam products.		326140-5	50.2	5.8	7.1	5.5	4.5	-0.7
All other polystyrene foam products incl. transportation application uses.		326140-9	35.1	3.6	4.9	2.1	4.0	3.4

See footnotes at end of table.

Table 12. Producer price index percentage changes for the net output of selected industries and their products, not seasonally adjusted — Continued
 [February 2022]

Title ¹	Industry code	Product code	Unadjusted 12-month percent change ²	Unadjusted 1-month percent change ²				
				Feb. 2021 to Feb. 2022 ^P	Sept. to Oct.	Oct. to Nov. ^P	Nov. to Dec. ^P	Dec. to Jan. ^P
Polystyrene foam product manufacturing - Continued								
Secondary products and miscellaneous receipts.....		326140-SM						
Foam product (ex polystyrene) mfg.	32615		18.1	0.1	0.0	0.5	0.7	-0.1
Urethane and other foam product mfg.	326150		18.1	0.1	0.0	0.5	0.7	-0.1
Primary products.....		326150-P	18.9	0.0	0.0	0.5	0.4	-0.1
Packaging polyurethane foam products.....		326150-2	3.8	0.0	0.0	0.0	1.1	0.0
Furniture and furnishings polyurethane foam products.....		326150-4	34.0	-0.6	0.0	0.5	0.2	-0.4
Polyurethane foam formed & slab stock for pillows/seating/etc.....		326150-41	37.6	2.6	-0.1	1.8	0.7	-0.4
Consumer and institutional polyurethane foam products.....		326150-5	14.3	0.0	0.0	0.0	0.0	0.0
All other miscellaneous polyurethane foam products.....		326150-6	10.8	1.0	0.0	2.4	-0.4	0.7
Products made of foam other than polystyrene or polyurethane.....		326150-9	13.1	1.3	0.0	0.4	0.0	0.0
Secondary products and miscellaneous receipts.....		326150-SM						
Secondary products.....		326150-S	12.0	1.3	0.9	0.4	3.9	0.3
Plastics bottle mfg.	32616		17.2	1.5	0.7	0.0	3.0	0.0
Plastics bottle manufacturing.....	326160		17.2	1.5	0.7	0.0	3.0	0.0
Primary products.....		326160-P	17.6	1.6	0.8	0.0	3.2	0.0
Plastics bottles.....		326160-0	17.6	1.6	0.8	0.0	3.2	0.0
Secondary products and miscellaneous receipts.....		326160-SM						
Other plastics product mfg.	32619		19.1	1.1	1.8	1.7	0.4	1.4
Plastics plumbing fixture manufacturing.....	326191		21.1	1.4	2.8	0.4	1.6	0.2
Primary products.....		326191-P	21.3	1.5	3.0	0.4	1.7	0.0
Plastics plumbing fixtures.....		326191-0	21.3	1.5	3.0	0.4	1.7	0.0
Secondary products and miscellaneous receipts.....		326191-SM						
Miscellaneous receipts.....		326191-M	16.4	0.0	0.0	0.0	0.3	5.9
All other plastics product manufacturing.....	326199		19.0	1.1	1.8	1.8	0.4	1.5
Primary products.....		326199-P	19.7	1.1	1.9	1.8	0.4	1.6
All other reinforced and fiberglass plastics products.....		326199-A	14.8	1.2	0.0	0.6	5.5	0.3
Consumer/institutional/commercial fabricated plastics products (excl. foam and wire coated).....		326199-C	27.0	0.1	3.9	3.3	-0.7	4.9
Transportation fabricated plastics products (excluding foam and reinforced plastics).....		326199-1	15.3	1.4	0.7	3.0	0.8	0.0
Electrical and electronic fabricated plastics (excluding foam and reinforced plastics).....		326199-2	6.5	0.6	0.0	0.0	0.4	0.0
Industrial machinery plastics products, excluding foam (incl. gears, bearings, etc.).....		326199-3	6.2	1.3	0.0	-0.3	3.6	0.0
Plastics packaging (excluding film, sheet, foam, and bottles).....		326199-4	23.8	2.2	2.2	0.0	-1.4	-0.5
Building & construction fabricated plastics products (excl foam, plumbing fixtures, hardware).....		326199-8	19.8	1.3	1.5	1.2	1.1	1.8
Secondary products and miscellaneous receipts.....		326199-SM						
Miscellaneous receipts.....		326199-M	10.9	0.1	0.9	3.6	0.3	0.0
Secondary products.....		326199-S	8.6	0.5	1.0	-0.3	0.1	0.1
Rubber product mfg.	3262		13.9	0.8	0.8	1.2	3.0	1.0
Tire mfg.	32621		12.2	0.3	1.2	0.4	3.1	0.9
Tire manufacturing, except retreading.....	326211		12.2	0.3	1.2	0.4	3.1	0.9
Primary products.....		326211-P	11.8	0.4	0.7	0.3	3.5	1.1
Tread rubber, tire sundries, and repair materials.....		326211-H	11.1	0.0	0.0	0.0	1.0	0.3
Pneumatic tires (including passenger, truck, bus, tractor, industrial, and other tires).....		326211-0	11.7	0.4	0.7	0.3	3.7	1.2
Passenger car pneumatic tires (casings).....		326211-01	10.6	1.2	0.2	0.2	3.8	1.2
Truck and bus (including off-the-highway) pneumatic tires.....		326211-03	14.4	-1.0	1.4	0.4	4.2	1.3
Secondary products and miscellaneous receipts.....		326211-SM						
Rubber and plastics hose and belting.....	32622		11.7	0.6	0.4	1.3	1.5	0.4
Rubber and plastics hose and belting mfg.....	326220		11.7	0.6	0.4	1.3	1.5	0.4
Primary products.....		326220-P	11.1	0.6	0.4	1.4	1.2	0.4
Rubber and plastics belt and belting mfg.....		326220-D	8.1	0.2	1.1	0.9	2.0	0.9
Rubber and plastics transmission belts and belting (excluding flat).....		326220-D2	7.0	0.2	0.3	0.0	1.6	2.6
Rubber and plastic hose mfg.....		326220-H	13.2	0.8	-0.1	1.7	0.7	0.1
Rubber and plastics hose for on- and off-highway motor vehicles.....		326220-H3	5.2	0.9	-0.5	0.9	0.6	0.0
Industrial rubber and plastics hose without fittings.....		326220-H4	8.8	0.8	0.0	0.2	1.3	0.0
Rubber and plastics water hose (incl. fire, irrigation, etc.).....		326220-H5	48.4	3.7	0.3	3.8	0.9	0.8
Secondary products and miscellaneous receipts.....		326220-SM						
Miscellaneous receipts.....		326220-M	-	1.6	0.0	0.7	2.6	-

See footnotes at end of table.

Table 12. Producer price index percentage changes for the net output of selected industries and their products, not seasonally adjusted — Continued
[February 2022]

Title ¹	Industry code	Product code	Unadjusted 12-month percent change ²	Unadjusted 1-month percent change ²				
				Feb. 2021 to Feb. 2022 ^P	Sept. to Oct.	Oct. to Nov. ^P	Nov. to Dec. ^P	Dec. to Jan. ^P
Other rubber product mfg.	32629		16.7	1.5	0.4	2.2	3.5	1.2
Rubber product mfg. for mechanical use.	326291		11.2	1.1	0.1	2.6	3.8	0.4
Primary products.		326291-P	9.7	0.3	0.0	1.9	4.9	0.0
Other extruded rubber mechanical goods (excl. auto)(excl. tubing).		326291-C	13.6	0.0	1.0	0.0	0.0	0.2
Molded rubber mechanical goods, automotive.		326291-1	1.3	0.1	0.0	0.0	0.6	0.1
Molded rubber mechanical goods, transportation (excluding automotive)/off-highway machinery.		326291-2	13.0	0.0	0.0	9.3	3.8	-0.4
Other molded rubber mechanical goods (excluding tubing).		326291-9	17.2	1.9	0.0	2.6	4.3	0.3
Secondary products and miscellaneous receipts.		326291-SM						
Secondary products.		326291-S	20.8	0.4	0.2	7.5	1.1	2.2
All other rubber product manufacturing.	326299		20.5	1.7	0.6	1.9	3.3	1.7
Primary products.		326299-P	20.2	1.9	0.5	2.1	3.8	1.2
Rubber druggist and medical sundries, excluding gloves.		326299-A	0.2	0.0	0.0	0.1	0.0	0.0
All other miscellaneous rubber goods.		326299-B	8.4	0.0	0.4	2.0	1.0	0.4
Rubber compounds or mixtures for sale or interplant transfer.		326299-6	28.7	3.8	0.1	0.9	4.6	0.9
All other industrial rubber products.		326299-7	7.5	0.7	0.2	2.7	1.0	0.8
Secondary products and miscellaneous receipts.		326299-SM						
Secondary products.		326299-S	—	0.0	1.9	0.7	0.2	—
Nonmetallic mineral product manufacturing.	327		11.2	0.5	0.6	0.6	2.5	0.7
Clay product and refractory manufacturing.	3271		11.0	0.7	0.3	0.7	3.7	0.8
Pottery, ceramics, and plumbing fixture mfg.	32711		13.2	1.2	1.0	1.8	4.6	0.1
Pottery, ceramics, and plumbing fixture mfg.	327110		13.2	1.2	1.0	1.8	4.6	0.1
Primary products.		327110-P	12.4	1.3	1.1	1.9	3.0	0.1
Vitreous china, porcelain, and earthenware (semivitreous) table and kitchenware.		327110-5	—	0.0	0.0	0.0	4.3	—
All other pottery products (including china decorated for the trade).		327110-6	12.4	0.0	0.0	5.5	0.4	0.0
Porcelain, steatite, and other ceramic electrical products.		327110-7	18.1	0.2	2.5	2.4	5.7	0.2
Secondary products and miscellaneous receipts.		327110-SM						
Miscellaneous receipts.		327110-M	—	—	—	—	—	—
Secondary products.		327110-S	—	—	—	—	—	—
Clay building material and refractories mfg.	32712		10.1	0.5	0.1	0.3	3.3	1.1
Clay building material and refractories mfg.	327120		10.2	0.5	0.1	0.3	3.3	1.1
Primary products.		327120-P	10.2	0.6	0.1	0.3	3.5	0.8
Brick and structural clay tile.		327120-1	9.5	2.3	0.0	0.2	1.1	2.6
Building or common brick.		327120-11	9.5	2.4	0.0	0.2	1.0	2.6
Glazed brick and other brick (paving, floor, and sewer).		327120-12	11.2	0.7	0.0	0.0	2.8	3.2
Clay floor and wall tile, glazed and unglazed (including quarry tile and ceramic mosaic tile).		327120-2	3.5	-0.1	0.1	0.0	0.6	0.0
Nonclay refractories (excluding dead-burned magnesia).		327120-6	12.9	0.3	0.2	0.7	8.8	0.7
Clay refractories.		327120-7	12.2	0.0	0.0	0.0	1.0	0.0
All other structural clay products, excluding clay refractories.		327120-9	4.2	0.0	0.0	0.0	0.8	0.0
Secondary products and miscellaneous receipts.		327120-SM						
Miscellaneous receipts.		327120-M	10.8	0.0	0.0	0.0	0.8	6.9
Glass and glass product manufacturing.	3272		13.1	0.9	0.7	0.4	2.7	0.6
Glass and glass product manufacturing.	32721		13.1	0.9	0.7	0.4	2.7	0.6
Flat glass manufacturing.	327211		11.9	1.2	1.1	2.2	1.4	-0.6
Primary products.		327211-P	9.6	0.7	1.2	2.4	0.2	-0.6
Flat glass (float, sheet, and plate process), made by flat glass producers.		327211-1	12.4	0.7	1.7	3.4	0.3	-0.6
Other glass products, made by flat glass producers.		327211-4	—	0.7	0.0	0.0	0.0	—
Secondary products and miscellaneous receipts.		327211-SM						
Other pressed and blown glass and glassware.	327212		2.5	0.2	0.0	0.1	0.1	0.0
Primary products.		327212-P	2.4	0.2	0.0	0.1	0.0	0.0
Glass fiber and machine-made pressed and blown glass and glassware, made by glass producers.		327212-B	2.5	0.2	0.0	0.1	0.0	0.0
Secondary and miscellaneous receipts.		327212-SM						
Glass container manufacturing.	327213		15.6	0.0	2.2	0.0	3.6	0.1
Primary products.		327213-P	15.5	0.0	2.0	0.0	3.6	0.1
Glass containers (including value of packaging).		327213-0	15.5	0.0	2.0	0.0	3.6	0.1
Secondary products and miscellaneous receipts.		327213-SM1						
Glass product mfg. made of purchased glass.	327215		16.2	1.4	0.2	0.2	3.5	1.3
Primary products.		327215-P	16.6	1.2	0.3	0.2	3.6	1.4
Other glass products, made from purchased glass.		327215-B	10.3	1.7	0.4	0.3	2.9	0.5

See footnotes at end of table.

Table 12. Producer price index percentage changes for the net output of selected industries and their products, not seasonally adjusted — Continued
 [February 2022]

Title ¹	Industry code	Product code	Unadjusted 12-month percent change ²	Unadjusted 1-month percent change ²				
				Feb. 2021 to Feb. 2022 ^P	Sept. to Oct.	Oct. to Nov. ^P	Nov. to Dec. ^P	Dec. to Jan. ^P
Glass product mfg. made of purchased glass - Continued								
Machine-made pressed and blown glassware, made from purchased glass.....		327215-C	4.5	0.6	0.0	0.0	2.7	0.4
Secondary products and miscellaneous receipts.....		327215-SM						
Cement and concrete product manufacturing.....	3273		10.0	0.2	0.7	0.6	2.0	0.9
Cement manufacturing.....	32731		7.6	0.1	-0.5	0.2	3.4	0.3
Cement manufacturing.....	327310		7.6	0.1	-0.5	0.2	3.4	0.3
Primary products.....		327310-P	7.7	0.1	-0.5	0.2	3.4	0.3
Cement, hydraulic (including cost of shipping containers).....		327310-0	7.6	0.1	-0.5	0.2	3.4	0.3
Secondary products and miscellaneous receipts.....		327310-SM						
Ready-mix concrete manufacturing.....	32732		8.4	-0.4	0.8	0.4	2.1	0.8
Ready-mix concrete manufacturing.....	327320		8.4	-0.4	0.8	0.4	2.1	0.8
Primary products.....		327320-P	8.2	-0.4	0.9	0.4	1.9	0.8
Northeast region ready-mix concrete.....		327320-A	6.1	-3.2	2.3	0.0	0.4	1.9
Midwest region ready-mix concrete.....		327320-B	6.4	-3.2	3.9	-0.2	2.4	-0.8
South region ready-mix concrete.....		327320-C	8.3	1.2	-0.4	0.6	1.7	2.0
West region ready-mix concrete.....		327320-D	10.8	0.6	-0.3	0.7	2.7	-0.3
Secondary products and miscellaneous receipts.....		327320-SM						
Miscellaneous receipts.....		327320-M	13.6	0.0	0.0	0.0	3.0	0.0
Secondary products.....		327320-S	11.0	-0.1	0.0	0.0	7.0	0.5
Concrete pipe, brick, and block manufacturing.....	32733		10.7	1.4	0.8	1.3	0.7	2.3
Concrete block and brick manufacturing.....	327331		8.2	0.1	0.8	-0.1	1.1	2.9
Primary products.....		327331-P	8.5	0.0	0.9	-0.2	1.4	2.8
Concrete block and brick.....		327331-0	8.5	0.0	0.9	-0.2	1.4	2.8
Structural concrete block, lightweight units (weighing less than 105 lb/cubic ft.) (dry weight).....		327331-01	7.1	0.0	0.5	0.0	0.0	3.3
Structural concrete block, mediumweight units (weighing 105 - 124 lb/cubic ft.) (dry weight).....		327331-02	13.7	0.0	0.5	0.0	3.3	8.0
Structural concrete block, normalweight units (weighing 125 lb or more/cubic ft.) (dry weight).....		327331-03	9.4	-0.1	0.0	-0.5	1.9	5.8
Decorative concrete block (including screen, split, slump, shadowal block, etc.).....		327331-04	4.4	0.1	0.1	-0.5	-0.1	1.2
Concrete pavers (including grid, interlocking, etc.).....		327331-05	9.9	0.1	2.0	0.0	2.8	0.0
Concrete brick.....		327331-06	12.3	0.0	2.5	0.0	0.9	5.6
Secondary products and miscellaneous receipts.....		327331-SM						
Miscellaneous receipts.....		327331-M	6.8	0.0	0.0	0.0	0.0	3.5
Secondary products.....		327331-S	8.2	3.1	1.0	0.2	-0.3	0.9
Concrete pipe manufacturing.....	327332		15.5	3.9	0.8	4.0	0.0	1.2
Primary products.....		327332-P	15.5	3.9	0.8	4.0	0.0	1.2
Concrete pipe.....		327332-0	15.5	3.9	0.8	4.0	0.0	1.2
Concrete storm sewer pipe.....		327332-02	15.4	1.2	1.4	0.6	2.1	1.4
Concrete pipe, except concrete culvert and storm sewer pipe.....		327332-03	5.5	0.0	0.1	1.1	0.1	0.8
Other concrete product manufacturing.....	32739		14.3	1.0	0.7	0.7	2.1	0.4
Other concrete product manufacturing.....	327390		14.3	1.0	0.7	0.7	2.1	0.4
Primary products.....		327390-P	13.4	0.9	0.7	0.7	2.0	0.4
Precast concrete products.....		327390-1	12.8	1.0	0.4	0.9	2.4	0.2
Precast concrete slabs and tile, roof and floor units.....		327390-11	11.4	0.2	0.0	0.0	0.0	0.0
Precast concrete architectural wall panels.....		327390-12	14.3	3.2	0.3	0.1	1.4	0.0
Burial vaults and boxes, precast concrete.....		327390-13	10.2	1.1	0.0	0.4	2.1	0.0
Precast concrete products (excl burial vaults and boxes, slabs and tile, and arch. wall panels).....		327390-14	13.0	0.4	0.7	1.5	3.5	0.3
Prestressed concrete products.....		327390-4	15.1	0.9	1.4	0.1	1.1	1.2
Prestressed concrete products (excl bridge beams and solid and hollow cored slabs and panels).....		327390-43	5.5	0.0	0.0	0.3	0.0	0.0
Prestressed concrete bridge beams.....		327390-46	27.7	0.0	3.5	1.7	3.4	0.9
Prestressed concrete solid and hollow cored slabs and panels.....		327390-47	21.5	4.2	1.5	-2.3	0.0	4.7
Secondary products and miscellaneous receipts.....		327390-SM						
Secondary products.....		327390-S	36.8	3.4	2.0	2.7	2.3	0.2
Lime and gypsum product manufacturing.....	3274		14.8	1.1	0.1	0.2	4.3	-0.7
Lime manufacturing.....	32741		4.5	0.0	0.0	0.0	3.3	0.6
Lime manufacturing.....	327410		4.5	0.0	0.0	0.0	3.3	0.6
Primary products.....		327410-P	4.3	0.0	0.0	0.0	3.2	0.6
Lime.....		327410-0	4.3	0.0	0.0	0.0	3.2	0.6

See footnotes at end of table.

Table 12. Producer price index percentage changes for the net output of selected industries and their products, not seasonally adjusted — Continued
[February 2022]

Title ¹	Industry code	Product code	Unadjusted 12-month percent change ²	Unadjusted 1-month percent change ²					
				Feb. 2021 to Feb. 2022 ^P	Sept. to Oct.	Oct. to Nov. ^P	Nov. to Dec. ^P	Dec. to Jan. ^P	Jan. to Feb. ^P
Lime manufacturing - Continued									
Secondary products and miscellaneous receipts.....		327410-SM							
Gypsum product manufacturing.....	32742		20.3	1.5	0.1	0.2	4.7	-1.2	
Gypsum product manufacturing.....	327420		20.3	1.6	0.1	0.2	4.7	-1.2	
Primary products.....		327420-P	20.6	1.6	0.1	0.2	4.9	-1.3	
Gypsum building materials.....		327420-1	22.5	1.9	0.1	0.2	5.7	-1.6	
Other gypsum products.....		327420-5	11.1	0.0	0.0	0.0	0.5	0.5	
Secondary products and miscellaneous receipts.....		327420-SM							
Other nonmetallic mineral products.....	3279		10.5	0.5	0.3	1.1	2.3	0.7	
Abrasive product manufacturing.....	32791		7.8	0.5	0.1	3.0	0.4	-0.3	
Abrasive product manufacturing.....	327910		7.8	0.5	0.1	3.0	0.4	-0.3	
Primary products.....		327910-P	8.1	0.5	0.1	3.4	0.4	-0.3	
Nonmetallic sized grains, powders, and flour abrasives (incl. graded only).....		327910-1	7.1	0.0	0.0	6.9	0.0	0.1	
Nonmetallic abrasive products (including diamond abrasives).....		327910-4	7.8	0.3	0.3	3.9	1.1	0.4	
Nonmetallic coated abrasive products and buffing wheels, polishing wheels, and laps.....		327910-7	8.3	1.9	0.0	1.6	0.3	0.0	
Secondary products and miscellaneous receipts.....		327910-SM							
Miscellaneous receipts.....		327910-M	9.3	0.7	0.0	0.0	3.6	0.2	
All other nonmetallic mineral product mfg.....	32799		11.3	0.5	0.4	0.5	2.8	1.0	
Cut stone and stone product manufacturing.....	327991		14.5	0.6	0.9	1.6	4.4	0.1	
Primary products.....		327991-P	14.7	0.5	0.9	1.7	4.6	0.0	
Dressed dimension granite (including gneiss, syenite, diorite, and cut granite).....		327991-1	18.4	0.3	1.2	0.7	6.4	0.0	
Dressed dimension limestone (including dolomite, travertine, calcareous, tufa, & cut limestone).....		327991-4	10.2	0.0	0.5	7.7	0.0	0.0	
Dressed dimension marble and other stone.....		327991-7	5.5	1.6	0.2	2.5	0.8	0.0	
Secondary products and miscellaneous receipts.....		327991-SM							
Ground or treated minerals and earths mfg.....	327992		4.2	1.0	0.2	0.3	0.8	2.1	
Primary products.....		327992-P	4.3	1.0	0.2	0.3	0.8	2.1	
Ground or treated minerals and earths.....		327992-0	4.3	1.0	0.2	0.3	0.8	2.1	
Treated lightweight aggregate and crushed slag, minerals and earths.....		327992-04	-	0.0	0.1	-0.1	-0.1	-	
Other minerals and earths, treated.....		327992-06	-	1.4	0.5	0.4	2.5	-	
Secondary products and miscellaneous receipts.....		327992-SM							
Mineral wool manufacturing.....	327993		17.5	-0.1	0.3	0.2	4.1	1.2	
Primary products.....		327993-P	17.4	-0.1	0.2	0.2	4.2	1.2	
Mineral wool for thermal and acoustical envelope insulation.....		327993-1	20.3	0.1	-0.3	0.3	4.6	1.8	
Mineral wool for industrial, equipment, and appliance insulation.....		327993-4	10.5	-0.6	1.6	-0.1	3.1	-0.2	
Secondary products and miscellaneous receipts.....		327993-SM							
Miscellaneous receipts.....		327993-M1	24.0	0.0	3.2	0.0	0.0	1.1	
All other miscellaneous nonmetallic mineral product manufacturing.....	327999		5.4	0.8	0.1	0.1	1.1	0.9	
Primary products.....		327999-P	5.4	0.9	0.0	0.0	1.2	0.9	
All other nonmetallic mineral products.....		327999-0	5.4	0.9	0.0	0.0	1.2	0.9	
Other nonmetallic mineral products.....		327999-09	6.0	0.3	0.1	0.1	0.8	3.6	
Secondary products and miscellaneous receipts.....		327999-SM							
Secondary products.....		327999-S1	-	-0.2	0.8	-	-	-	
Primary metal mfg.....	331		47.0	3.0	2.0	-0.5	0.8	-4.4	
Iron & steel mills & ferroalloy mfg.....	3311		71.2	3.9	2.5	0.0	-0.9	-10.2	
Iron & steel mills & ferroalloy mfg.....	33111		71.2	3.9	2.5	0.0	-0.9	-10.2	
Iron and steel mills and ferroalloy mfg.....	331110		71.1	3.9	2.5	0.0	-0.9	-10.2	
Primary products.....		331110-P	73.2	4.0	2.6	0.0	-1.2	-10.5	
Steel ingots and semifinished products.....		331110-3	63.1	4.0	4.0	2.8	3.3	-2.3	
Hot rolled steel sheet and strip, including tin mill products.....		331110-5	94.1	3.5	3.6	-1.3	-6.4	-16.0	
Ferroalloys and related products.....		331110-6	41.3	3.9	-2.2	0.2	19.9	2.5	
Hot rolled steel bars, plates, and structural shapes.....		331110-7	45.6	0.8	1.8	0.8	5.2	0.2	
Hot rolled steel bars, plates, and structural shapes, carbon.....		331110-71	48.6	1.1	1.6	0.7	5.6	0.2	
Hot rolled steel bars, plates, and structural shapes, alloy.....		331110-76	30.1	-1.5	2.6	1.2	3.1	-1.2	
Secondary products and miscellaneous receipts.....		331110-SM							
Steel product mfg from purchased steel.....	3312		61.5	2.7	4.0	0.7	1.4	-0.8	
Iron & steel pipe and tube mfg from purchased steel.....	33121		72.7	2.9	6.2	2.5	3.0	0.2	
Iron and steel pipe and tube manufacturing from purchased steel.....	331210		72.8	2.9	6.2	2.5	3.0	0.2	
Primary products.....		331210-P	73.6	3.1	6.6	2.3	3.2	0.7	

See footnotes at end of table.

Table 12. Producer price index percentage changes for the net output of selected industries and their products, not seasonally adjusted — Continued
[February 2022]

Title ¹	Industry code	Product code	Unadjusted 12-month percent change ²	Unadjusted 1-month percent change ²				
				Feb. 2021 to Feb. 2022 ^P	Sept. to Oct.	Oct. to Nov. ^P	Nov. to Dec. ^P	Dec. to Jan. ^P
Iron and steel pipe and tube manufacturing from purchased steel - Continued								
Iron and steel pipes and tubes, from purchased iron and steel.....		331210-0	73.6	3.1	6.6	2.3	3.2	0.7
Pipe and tube, carbon.....		331210-02	78.9	3.3	5.1	2.7	3.0	0.7
Pipe and tube, alloy.....		331210-03	64.1	2.1	16.0	0.8	3.3	0.6
Pipe and tube, stainless.....		331210-04	36.1	2.6	1.9	1.6	5.7	1.2
Secondary products and miscellaneous receipts.....		331210-SM1						
Rolling & drawing of purchased steel.....	33122		48.1	2.4	1.4	-1.5	-0.6	-2.2
Rolled steel shape mfg.....	331221		48.8	2.0	1.0	-5.7	-3.2	-6.6
Primary products.....		331221-P	52.7	2.3	0.9	-5.9	-3.3	-6.5
Cold rolled steel sheet and strip, made from purchased steel.....		331221-1	61.1	2.7	0.8	-8.8	-4.5	-8.6
Cold finished steel bars and bar shapes, made from purchased steel.....		331221-3	33.1	0.7	1.5	4.6	0.6	0.2
Secondary products and miscellaneous receipts.....		331221-SM						
Steel wire drawing.....	331222		47.3	3.0	1.8	4.4	2.6	3.1
Primary products.....		331222-P	49.6	2.9	1.7	4.7	2.8	3.3
Steel wire, including galvanized and other coated wire.....		331222-5	46.7	1.8	2.5	3.6	3.6	4.2
Carbon steel wire.....		331222-5A	49.1	3.2	2.6	3.9	3.5	3.1
Stainless steel wire.....		331222-5C	40.9	-2.5	2.4	2.8	2.0	8.6
Alloy steel wire.....		331222-5D	-	-1.6	-0.6	0.8	-	-
Secondary products and miscellaneous receipts.....		331222-SM						
Secondary products.....		331222-S	17.8	4.1	1.7	0.6	0.1	0.7
Alumina & aluminum production & processing.....	3313		39.3	4.3	0.1	-5.6	4.9	6.9
Alumina & aluminum production & processing.....	33131		39.3	4.4	0.1	-5.6	4.9	6.9
Secondary smelting and alloying of aluminum.....	331314		40.9	4.3	3.5	0.0	2.1	4.3
Primary products.....		331314-P	40.9	4.2	3.7	0.1	2.2	4.5
Aluminum ingot, including billet, made by secondary smelters.....		331314-2	47.0	4.8	4.2	0.1	2.5	5.0
Aluminum and aluminum-base alloys powders, paste, and flakes.....		331314-5	6.3	0.1	0.4	0.2	0.0	0.6
Secondary products and miscellaneous receipts.....		331314-SM						
Aluminum sheet, plate, and foil mfg.....	331315		34.7	4.3	2.1	-7.3	3.3	7.0
Primary products.....		331315-P	34.7	4.3	2.1	-7.3	3.3	7.0
Aluminum sheet, plate, and foil.....		331315-0	34.7	4.3	2.1	-7.3	3.3	7.0
Other aluminum rolling, drawing, and extruding.....	331318		39.9	3.3	1.8	-7.2	6.1	6.9
Primary products.....		331318-P	42.0	3.4	1.9	-7.6	6.3	7.2
Extruded aluminum rod, bar, and other extruded shapes.....		331318-1	44.1	4.2	1.9	-7.5	5.9	7.2
Extruded and drawn aluminum tube.....		331318-3	25.7	-3.7	1.3	-8.4	10.4	7.5
Secondary products and miscellaneous receipts.....		331318-SM						
Nonferrous (exc alum) production & processing.....	3314		15.3	0.5	0.7	-0.7	2.3	1.1
Nonferrous metal (except aluminum) smelting and refining.....	33141		23.5	2.6	1.3	-0.1	1.6	3.7
Nonferrous metal (except aluminum) smelting and refining.....	331410		23.5	2.6	1.3	-0.1	1.6	3.7
Primary products.....		331410-P	24.2	2.5	1.6	-0.1	1.8	3.7
Primary smelting and refining of copper.....		331410-1	-	0.5	0.2	-1.0	1.2	-
Secondary products and miscellaneous receipts.....		331410-SM1						
Copper rolling/drawing/extruding & alloying.....	33142		20.8	-0.1	1.3	-2.5	1.9	0.9
Copper rolling, drawing, extruding, and alloying.....	331420		20.8	-0.1	1.3	-2.5	1.9	0.9
Primary products.....		331420-P	20.6	-0.1	1.3	-2.6	1.9	0.7
Copper wire and cable.....		331420-A	16.2	-0.1	1.9	-2.1	-0.2	0.1
Copper and copper alloy sheet, strip, and plate.....		331420-5	25.3	0.0	1.3	-1.5	9.7	1.9
Secondary smelting, refining, and alloying of copper.....		331420-8	8.3	-1.5	-1.3	-0.8	0.7	3.3
Copper and copper alloy rod, bar, and shapes.....		331420-9	18.0	0.3	0.6	-4.7	2.3	0.2
Secondary products and miscellaneous receipts.....		331420-SM						
Secondary products.....		331420-S	14.4	-0.9	0.4	-3.0	4.6	3.8
Other nonferrous roll/draw/extruding/alloying.....	33149		6.7	0.0	-0.2	1.0	3.0	0.1
Nonferrous metal (except copper and aluminum) rolling, drawing, and extruding.....	331491		17.1	1.4	0.6	1.1	5.1	0.5
Primary products.....		331491-P	17.0	1.4	0.6	1.2	5.3	0.4
All other nonferrous metal mill shapes.....		331491-D	17.3	1.1	1.4	1.7	2.1	1.5
Nickel and nickel-base alloy mill shapes.....		331491-2	28.0	2.7	0.5	0.6	9.1	0.0
Titanium and titanium-base alloy mill shapes.....		331491-3	5.5	0.0	0.0	1.4	3.5	0.0
Secondary products and miscellaneous receipts.....		331491-SM						
Secondary products.....		331491-S	-	-	-	-	-	-
Secondary smelting, refining, and alloying of nonferrous metal (except copper and aluminum).....	331492		2.5	-0.6	-0.6	0.9	2.1	-0.1

See footnotes at end of table.

Table 12. Producer price index percentage changes for the net output of selected industries and their products, not seasonally adjusted — Continued
 [February 2022]

Title ¹	Industry code	Product code	Unadjusted 12-month percent change ²	Unadjusted 1-month percent change ²					
				Feb. 2021 to Feb. 2022 ^P	Sept. to Oct.	Oct. to Nov. ^P	Nov. to Dec. ^P	Dec. to Jan. ^P	Jan. to Feb. ^P
Secondary smelting, refining, and alloying of nonferrous metal (except copper and aluminum) - Continued									
Primary products.....		331492-P	2.5	-0.6	-0.7	1.0	2.2	-0.1	
Secondary products and miscellaneous receipts.....		331492-SM							
Foundries.....	3315		13.7	1.0	0.8	1.3	2.4	1.5	
Ferrous metal foundries.....	33151		13.2	1.3	0.5	1.7	2.4	1.7	
Iron foundries.....	331511		16.5	1.6	0.3	1.6	2.2	2.3	
Primary products.....		331511-P	15.4	1.8	0.3	1.8	1.4	2.2	
Ductile iron pressure pipe and fittings.....		331511-1	14.5	-0.2	-0.1	0.0	1.5	6.0	
Other ductile iron castings.....		331511-3	14.3	0.0	1.1	2.3	0.7	1.4	
Other ductile iron castings for automotive uses.....		331511-31	11.6	-0.9	0.0	0.1	0.3	-0.5	
Other ductile iron castings for all other uses.....		331511-32	16.5	0.7	2.1	4.1	1.0	2.8	
Cast iron soil pipe and fittings, all sizes.....		331511-7	-	0.0	-	-	-	-	
Other gray iron castings.....		331511-9	16.0	4.6	0.0	2.4	1.1	1.6	
Secondary products and miscellaneous receipts.....		331511-SM							
Steel investment foundries.....	331512		12.2	1.7	0.7	3.6	2.8	1.1	
Primary products.....		331512-P	12.4	1.7	0.6	3.6	3.0	1.0	
Steel investment castings.....		331512-0	12.4	1.7	0.6	3.6	3.0	1.0	
Secondary products and miscellaneous receipts.....		331512-SM							
Secondary products.....		331512-S	6.9	0.2	1.0	2.7	-3.7	4.0	
Steel foundries, except investment.....	331513		5.6	0.2	0.9	0.1	2.8	0.5	
Primary products.....		331513-P	5.7	0.2	0.9	0.1	3.0	0.5	
Carbon steel castings, except investment.....		331513-1	-2.5	0.3	1.1	0.0	0.3	0.4	
Alloy steel castings, excluding investment.....		331513-4	13.2	0.2	0.7	0.3	5.2	0.5	
High alloy steel castings, except investment.....		331513-41	-	0.0	2.3	0.9	6.5	-	
Other alloy steel castings, except investment.....		331513-43	10.2	0.2	0.1	0.0	4.6	0.8	
Secondary products and miscellaneous receipts.....		331513-SM							
Nonferrous metal foundries.....	33152		14.4	0.5	1.1	0.8	2.4	1.2	
Nonferrous metal die-casting foundries.....	331523		12.7	0.6	0.8	1.1	2.4	1.2	
Primary products.....		331523-P	13.1	0.6	0.9	1.1	2.5	1.3	
Aluminum die-castings.....		331523-1	13.2	0.5	0.9	1.6	2.0	1.3	
Nonferrous (except aluminum) die-castings.....		331523-3	12.9	0.9	0.9	-0.1	4.2	1.2	
Secondary products and miscellaneous receipts.....		331523-SM							
Secondary products.....		331523-S	7.4	0.2	0.1	0.1	1.7	0.1	
Aluminum foundries, except die-casting.....	331524		16.2	0.7	0.7	1.0	3.0	0.2	
Primary products.....		331524-P	9.8	0.6	0.8	1.2	1.6	0.3	
Aluminum castings, excluding die-castings.....		331524-0	9.8	0.6	0.8	1.2	1.6	0.3	
Secondary products and miscellaneous receipts.....		331524-SM							
Secondary products.....		331524-S1	-	1.2	0.0	0.0	10.9	0.0	
Other nonferrous metal foundries, except die-casting.....	331529		17.6	0.1	2.7	0.0	1.4	2.6	
Primary products.....		331529-P	15.8	0.1	2.4	-0.1	0.3	2.5	
Copper foundries (excluding die-casting).....		331529-5	17.8	0.1	1.4	-0.1	0.5	1.6	
Secondary products and miscellaneous receipts.....		331529-SM							
Miscellaneous receipts.....		331529-M	-	0.6	0.4	-	-	-	
Fabricated metal product mfg.....	332		21.8	1.6	1.6	1.5	1.4	1.2	
Forging & stamping.....	3321		39.1	4.3	3.0	2.0	0.6	0.7	
Forging & stamping.....	33211		39.1	4.3	3.0	2.0	0.6	0.7	
Iron and steel forging.....	332111		20.3	0.9	1.1	0.2	4.4	0.8	
Primary products.....		332111-P	21.7	1.0	1.2	0.3	4.7	0.8	
Hot impression die impact, press and upset steel forgings.....		332111-1	25.5	1.0	1.1	0.3	5.7	0.8	
Hot impression die impact, press and upset carbon steel forgings.....		332111-11	25.5	0.4	1.1	0.0	1.9	2.6	
Hot impression die impact, press and upset alloy steel forgings.....		332111-12	22.8	1.9	1.3	0.6	3.6	-0.8	
Secondary products and miscellaneous receipts.....		332111-SM							
Nonferrous forging.....	332112		7.4	0.5	0.0	-0.2	1.5	0.6	
Primary products.....		332112-P	8.3	0.6	0.0	-0.3	1.5	0.5	
Hot impression die impact, press and upset nonferrous forgings.....		332112-4	9.1	0.6	0.0	-0.3	1.7	0.5	
Hot impression die impact, press, and upset aluminum and aluminum alloy forgings.....		332112-41	15.6	1.3	0.0	-0.6	2.8	1.0	
Hot impression die impact, press, and upset titanium and titanium alloy forgings.....		332112-42	3.2	0.0	0.0	0.0	0.0	0.0	
Other nonferrous hot impression die impact, press, and upset forgings.....		332112-43	2.0	0.0	0.0	0.0	1.9	0.0	

See footnotes at end of table.

Table 12. Producer price index percentage changes for the net output of selected industries and their products, not seasonally adjusted — Continued
 [February 2022]

Title ¹	Industry code	Product code	Unadjusted 12-month percent change ²	Unadjusted 1-month percent change ²				
			Feb. 2021 to Feb. 2022 ^P	Sept. to Oct.	Oct. to Nov. ^P	Nov. to Dec. ^P	Dec. to Jan. ^P	Jan. to Feb. ^P
Nonferrous forging - Continued								
Secondary products and miscellaneous receipts.....		332112-SM						
Custom roll forming.....	332114		99.2	8.3	9.0	3.7	-3.2	0.8
Primary products.....		332114-P	99.4	8.8	4.7	4.0	-3.9	0.8
Custom roll formed products (steel, aluminum and other metal).....		332114-0	99.5	8.8	4.7	4.0	-3.9	0.8
Secondary products and miscellaneous receipts.....		332114-SM						
Powder metallurgy part mfg.....	332117		2.2	0.5	0.1	0.0	0.8	0.0
Primary products.....		332117-P	2.2	0.5	0.1	0.0	0.8	0.0
Powder metallurgy parts.....		332117-0	2.2	0.5	0.1	0.0	0.8	0.0
Other metal stamping, except automotive.....	332119		28.7	4.2	0.0	2.2	2.0	0.6
Primary products.....		332119-P	26.6	4.1	0.0	2.6	1.2	0.7
Metal job stampings, except automotive.....		332119-3	32.2	5.0	0.0	3.3	1.4	0.9
Recreational vehicle metal job stamping.....		332119-31	—	0.0	0.0	13.1	—	—
Motor and generator metal job stamping.....		332119-32	17.5	5.0	0.0	0.0	1.2	0.0
Other metal job stampings.....		332119-33	20.0	7.7	0.0	0.6	1.6	0.0
Secondary products and miscellaneous receipts.....		332119-SM						
Miscellaneous receipts.....		332119-M	—	2.0	0.0	0.0	1.8	—
Cutlery & handtool mfg.....	3322		8.2	0.2	0.3	1.1	2.1	1.2
Cutlery & handtool mfg.....	33221		8.2	0.2	0.3	1.1	2.1	1.2
Metal cookware, cutlery, and flatware mfg.....	332215		10.5	0.0	0.0	1.5	4.4	1.0
Primary products.....		332215-P	10.8	0.0	0.0	1.2	4.7	1.1
Cutlery, scissors, shears, trimmers, and snips.....		332215-2	18.8	0.0	0.0	8.7	1.0	0.0
Stamped and spun utensils, cooking and kitchen, except aluminum.....		332215-7	—	0.0	—	—	—	—
Secondary products and miscellaneous receipts.....		332215-SM						
Miscellaneous receipts.....		332215-M	8.0	0.0	0.0	4.6	2.3	-0.6
Secondary products.....		332215-S	9.2	0.0	0.0	0.0	1.8	5.4
Saw blade, handsaw, and hand and edge tool mfg.....	332216		6.8	0.3	0.5	0.9	0.6	1.3
Primary products.....		332216-P	5.8	0.3	0.6	0.4	0.4	1.2
Saw blades and handsaws.....		332216-C	3.9	0.0	2.1	0.0	0.4	0.0
Edge tools, hand-operated.....		332216-4	14.4	0.0	1.6	0.2	0.1	2.8
All other miscellaneous hand tools, except handsaws.....		332216-7	5.8	0.5	0.5	1.1	0.7	0.6
Precision measuring tools (inspection, quality control, etc.).....		332216-9	—	0.0	—	—	—	—
Secondary products and miscellaneous receipts.....		332216-SM						
Miscellaneous receipts.....		332216-M	11.3	0.0	0.3	6.0	2.0	1.0
Secondary products.....		332216-S	14.5	2.0	0.6	0.1	2.6	4.5
Architectural & structural metals mfg.....	3323		38.5	1.3	3.4	2.1	1.4	1.7
Plate work & fabricated structural prod mfg.....	33231		44.4	0.2	2.3	2.6	1.8	2.1
Prefabricated metal buildings and components mfg.....	332311		31.0	0.9	0.3	0.9	-0.2	0.3
Primary products.....		332311-P	31.3	0.9	0.1	0.8	-0.1	0.0
Prefabricated metal bldg & component systems (excl. farm service bldgs, resid. bldgs, & parts).....		332311-1	32.2	1.6	0.0	0.1	0.0	-0.5
Prefabricated metal building systems (excl. farm service bldgs, resid. bldgs, and parts).....		332311-11	—	-0.4	—	—	—	—
Industrial & commercial prefab metal building systems (excl farm svc bldgs, residential, parts).....		332311-12	—	2.1	—	—	—	—
Other prefabricated and portable metal buildings and parts.....		332311-3	29.4	-0.7	0.4	2.2	-0.2	1.2
Panels, parts, and sections for prefabricated buildings, steel and aluminum.....		332311-34	38.9	-0.9	0.5	2.7	-0.3	1.5
Secondary products and miscellaneous receipts.....		332311-SM						
Secondary products.....		332311-S	—	—	—	—	—	12.0
Fabricated structural metal mfg.....	332312		49.6	0.1	3.2	3.1	2.6	2.4
Primary products.....		332312-P	48.4	-0.1	2.6	2.4	2.3	2.1
Fabricated structural metal bar joists and concrete reinforcing bars.....		332312-1	49.7	0.0	0.7	1.9	-0.3	-0.5
Fabricated structural iron and steel for industrial buildings metal bar joists, short span.....		332312-11	22.6	0.5	1.3	1.4	0.0	1.9
Fabricated structural iron & steel for commercial, residential, institutional, & public bldgs.....		332312-12	56.3	-0.1	0.5	2.0	-0.4	-0.9
Other fabricated structural metal.....		332312-5	48.9	0.2	6.6	3.7	5.9	7.0
Fabricated structural metal for bridges.....		332312-6	35.1	-1.7	3.4	1.5	9.7	0.5
Secondary products and miscellaneous receipts.....		332312-SM						
Miscellaneous receipts.....		332312-M1	66.1	—	—	—	7.6	7.4
Plate work mfg.....	332313		43.5	0.0	1.2	2.5	0.7	2.2
Primary products.....		332313-P	43.5	0.0	1.2	2.5	0.7	2.2

See footnotes at end of table.

Table 12. Producer price index percentage changes for the net output of selected industries and their products, not seasonally adjusted — Continued
 [February 2022]

Title ¹	Industry code	Product code	Unadjusted 12-month percent change ²	Unadjusted 1-month percent change ²					
				Feb. 2021 to Feb. 2022 ^P	Sept. to Oct.	Oct. to Nov. ^P	Nov. to Dec. ^P	Dec. to Jan. ^P	Jan. to Feb. ^P
Plate work mfg - Continued									
Fabricated plate work (stacks and weldments).....		332313-0	43.5	0.0	1.2	2.5	0.7	2.2	
Ornamental & architectural metal prod mfg.....	33232		32.0	2.5	4.7	1.6	1.0	1.3	
Metal window and door mfg.....	332321		40.1	0.9	12.4	1.0	2.0	0.8	
Primary products.....		332321-P	40.7	0.9	12.6	1.0	2.0	0.8	
Metal molding and trim and store fronts.....		332321-B	106.0	0.3	46.0	0.4	0.3	0.3	
Metal windows (except storm sash).....		332321-D	26.6	0.9	9.3	2.1	1.8	1.2	
Metal doors (except storm doors).....		332321-1	41.0	1.2	10.0	1.0	1.3	0.9	
Metal window and door screens (except combination screens) and metal weather strip.....		332321-9	21.0	0.1	0.7	0.1	12.1	0.1	
Secondary products and miscellaneous receipts.....		332321-SM							
Secondary products.....		332321-S	36.0	0.9	11.1	0.9	2.0	1.3	
Sheet metal work mfg.....	332322		25.7	1.8	2.1	2.1	0.8	1.9	
Primary products.....		332322-P	25.2	1.3	2.3	1.9	1.4	1.7	
Sheet metal electronic enclosures.....		332322-C	16.6	0.2	0.7	1.3	0.1	4.1	
Steel sheet metal computer & peripheral equipment enclosures.....		332322-C1	15.5	-	0.4	-0.3	0.0	2.4	
Aluminum sheet metal computer & peripheral equipment enclosures.....		332322-C2	30.5	-	0.5	1.6	0.0	11.9	
Other sheet metal electronic enclosures (excluding computers).....		332322-C3	11.4	0.2	1.0	2.2	0.2	1.6	
Other sheet metal work.....		332322-G	16.5	2.1	3.7	0.2	1.7	2.3	
Aluminum and other sheet metal work.....		332322-G3	-	-	5.0	0.3	0.3	0.4	
Sheet metal air-conditioning ducts and stove pipe.....		332322-1	-	-	0.7	13.0	1.4	0.3	
Sheet metal roofing and roof drainage equipment.....		332322-7	-	-	0.9	1.4	5.2	-1.4	
Secondary products and miscellaneous receipts.....		332322-SM							
Secondary products.....		332322-S	-	-	0.5	3.1	0.1	0.2	
Ornamental and architectural metal work mfg.....	332323		37.9	6.8	0.5	0.9	-0.1	0.3	
Primary products.....		332323-P	40.5	7.3	0.5	1.0	-0.1	0.3	
Ornamental and architectural metal work.....		332323-8	72.1	16.3	0.5	0.3	-0.6	0.0	
Iron, steel, and aluminum stairs, staircases, and fire escapes.....		332323-81	100.7	22.0	0.4	0.2	-1.9	0.0	
Steel and aluminum fences, gates (not wire), and railings and window guards.....		332323-82	31.0	5.0	0.9	0.5	2.5	0.1	
Other architectural and ornamental work.....		332323-9	18.0	1.6	0.7	1.5	0.5	0.9	
Other aluminum and metal architectural and ornamental work.....		332323-91	26.5	4.2	2.2	4.8	1.5	2.8	
Other iron and steel architectural and ornamental work.....		332323-92	14.0	0.6	0.0	0.0	0.0	0.0	
Metal stalls and corrals.....		332323-94	-	-1.6	0.4	0.0	0.0	-	
Secondary products and miscellaneous receipts.....		332323-SM							
Secondary products.....		332323-S	14.4	0.4	1.0	-0.6	0.6	0.5	
Boiler, tank & shipping container mfg.....	3324		25.9	1.8	0.9	1.5	5.2	1.5	
Power boiler & heat exchanger mfg.....	33241		14.3	0.5	1.4	0.3	0.0	0.5	
Power boiler and heat exchanger mfg.....	332410		14.3	0.5	1.4	0.3	0.0	0.5	
Primary products.....		332410-P	16.3	0.5	1.6	0.0	-0.1	0.5	
Fabricated heat exchangers and steam condensers (excluding nuclear applications).....		332410-1	15.7	0.5	2.1	0.0	-0.2	0.6	
Steel power boilers (stationary and marine), parts and attachments (excl. nuclear applications).....		332410-6	-	-	-	0.0	-	-	
Secondary products and miscellaneous receipts.....		332410-SM							
Secondary products.....		332410-S	-	0.0	2.4	-	-	-	
Metal tank (heavy gauge) mfg.....	33242		21.5	1.5	0.3	0.6	1.7	0.7	
Metal tanks, heavy gauge, mfg.....	332420		21.6	1.5	0.3	0.6	1.7	0.7	
Primary products.....		332420-P	21.7	1.7	0.2	0.2	1.8	0.5	
Metal tanks, heavy gauge.....		332420-0	21.7	1.7	0.2	0.2	1.8	0.5	
Secondary products and miscellaneous receipts.....		332420-SM							
Secondary products.....		332420-S	-	-0.2	1.6	3.7	0.2	2.3	
Light gauge metal container mfg.....	33243		33.6	2.5	1.0	2.6	9.6	2.4	
Metal can mfg.....	332431		31.6	2.3	0.0	3.6	12.8	3.3	
Primary products.....		332431-P	32.8	2.4	0.0	3.8	13.2	3.4	
Steel cans and tinware products.....		332431-1	38.8	2.5	0.0	0.0	11.8	10.2	
Aluminum cans (including lids, ends, and parts shipped separately).....		332431-3	29.6	2.4	0.0	5.8	13.8	0.1	
Secondary products and miscellaneous receipts.....		332431-SM							
Secondary products.....		332431-S	-	2.1	0.3	-	-	-	
Other metal container mfg.....	332439		40.3	3.0	3.6	0.0	1.5	0.1	
Steel shipping barrels & drums, exc. beer barrels (more than 12-gallon capacity).....		332439-3	42.2	6.7	7.7	0.0	-0.7	-0.2	
All other metal containers.....		332439-6	41.9	4.1	5.0	0.0	5.1	0.0	
Secondary products and miscellaneous receipts.....		332439-SM							

See footnotes at end of table.

Table 12. Producer price index percentage changes for the net output of selected industries and their products, not seasonally adjusted — Continued
 [February 2022]

Title ¹	Industry code	Product code	Unadjusted 12-month percent change ²	Unadjusted 1-month percent change ²					
				Feb. 2021 to Feb. 2022 ^P	Sept. to Oct.	Oct. to Nov. ^P	Nov. to Dec. ^P	Dec. to Jan. ^P	Jan. to Feb. ^P
Other metal container mfg - Continued									
Secondary products.....		332439-S	38.2	0.0	0.0	0.0	0.9	0.0	
Hardware mfg.....	3325		22.2	7.1	1.3	0.6	0.2	1.2	
Hardware mfg.....	33251		22.2	7.1	1.3	0.6	0.2	1.2	
Hardware mfg.....	332510		22.2	7.1	1.3	0.6	0.2	1.2	
Primary products.....		332510-P	23.8	8.2	1.5	0.3	0.5	1.1	
All other miscellaneous hardware.....		332510-A	43.2	0.6	2.2	0.3	0.3	5.6	
Furniture hardware (excluding cabinet hardware).....		332510-2	29.3	3.8	4.3	0.9	0.0	0.0	
Builders' hardware, including fabricated metal safe and vault locks, & cabinet hardware.....		332510-4	15.7	4.3	1.9	0.1	0.4	0.4	
Motor vehicle hardware (lock units, door & window handles, window regulators, hinges, etc.).....		332510-6	37.2	26.6	0.0	0.2	0.0	0.0	
Other transportation equipment hardware, incl. marine & aircraft (excl. motor vehicle hardware).....		332510-7	-	-0.9	0.0	0.8	3.1	-	
Secondary products and miscellaneous receipts.....		332510-SM							
Miscellaneous receipts.....		332510-M	15.3	0.0	1.4	1.3	-3.1	3.0	
Secondary products.....		332510-S	11.1	1.7	-0.8	3.3	0.0	0.0	
Spring & wire product mfg.....	3326		23.7	0.9	0.9	3.5	0.4	3.5	
Spring & wire product mfg.....	33261		23.7	0.9	0.9	3.5	0.4	3.5	
Spring mfg.....	332613		28.8	2.0	0.8	7.7	0.1	6.1	
Primary products.....		332613-P	31.9	2.2	0.9	8.5	0.1	6.6	
Cold formed steel springs, except wire.....		332613-3	54.9	5.0	1.5	6.4	0.3	17.0	
Hot formed steel springs, except wire.....		332613-4	19.3	15.6	0.0	3.5	-1.0	-1.8	
Precision mechanical wire springs.....		332613-5	10.3	1.1	0.3	1.8	0.3	1.4	
Precision mechanical extension- and torsion-type wire springs.....		332613-51	16.0	0.3	0.5	2.7	0.9	4.1	
Precision mechanical compression-type wire springs.....		332613-52	7.8	1.4	0.1	1.4	0.0	0.3	
Secondary products and miscellaneous receipts.....		332613-SM							
Secondary products.....		332613-S	7.7	-0.2	0.7	0.2	0.0	1.4	
Other fabricated wire product mfg.....	332618		20.1	0.2	1.0	0.6	0.6	1.6	
Primary products.....		332618-P	19.3	0.2	1.1	0.6	0.7	1.5	
Other ferrous wire products, excluding springs, made from purchased wire.....		332618-B	17.4	0.5	1.3	2.4	1.7	0.7	
Noninsulated ferrous wire rope, cable, forms and strand, made from purchased wire.....		332618-1	10.7	0.0	0.0	0.1	0.5	0.9	
Other fabricated wire products, made from purchased wire.....		332618-2	26.0	0.0	0.3	-0.6	0.0	1.9	
Ferrous wire cloth and other ferrous woven wire products, made from purchased wire.....		332618-3	10.8	0.0	4.1	0.0	0.6	1.0	
Steel fencing and fence gates, made from purchased wire.....		332618-7	45.0	1.1	0.0	0.0	-1.5	6.6	
Steel nails, staples, tacks, spikes, and brads, made from purchased wire.....		332618-9	22.6	-0.1	4.0	0.3	2.3	-0.4	
Secondary products and miscellaneous receipts.....		332618-SM							
Secondary products.....		332618-S	15.2	1.5	0.9	-0.1	1.1	1.4	
Mach shops, turn prod, screw, nut, bolt mfg.....	3327		8.0	0.7	0.4	0.7	0.4	1.1	
Machine shops.....	33271		4.0	0.4	0.2	0.6	0.1	0.1	
Machine shops.....	332710		4.0	0.4	0.2	0.6	0.1	0.1	
Primary products.....		332710-P	4.4	0.4	0.2	0.6	0.1	0.1	
Machine shop job work and job order repairs.....		332710-0	4.4	0.4	0.2	0.6	0.1	0.1	
Secondary products and miscellaneous receipts.....		332710-SM							
Turned product & screw, nut & bolt mfg.....	33272		13.3	1.1	0.8	0.8	0.8	2.4	
Precision turned product mfg.....	332721		11.6	0.7	1.2	0.6	0.7	3.5	
Primary products.....		332721-P	11.8	0.8	1.3	0.7	0.8	3.7	
Precision turned products, automotive.....		332721-1	4.1	0.0	2.3	0.0	0.1	0.0	
Precision turned products, except automotive.....		332721-3	14.2	1.0	1.0	0.9	1.0	4.8	
Secondary products and miscellaneous receipts.....		332721-SM							
Bolt, nut, screw, rivet, and washer mfg.....	332722		16.1	1.7	0.1	1.0	0.8	0.8	
Primary products.....		332722-P	15.5	0.9	0.1	0.8	0.6	0.6	
Nonthreaded metal fasteners (except aircraft types).....		332722-B	25.5	5.2	-0.6	3.9	0.6	0.7	
Aircraft fasteners, except plastics (including aerospace).....		332722-1	31.7	0.0	0.0	0.0	1.1	0.0	
Externally threaded metal fasteners (except aircraft types).....		332722-3	11.6	1.0	0.6	1.1	0.5	0.5	
Hex bolts, including heavy, tap-and-joint (excluding high-strength structural & aircraft types).....		332722-3122	23.2	1.8	3.1	0.6	0.5	5.9	
Other metal bolts, including square, round, plow, high-strength structural, & bent bolts.....		332722-3133	10.9	1.3	0.0	2.9	0.0	-2.2	
Cap, set, machine, lag, flange, and self-locking screws (except aircraft types).....		332722-3144	18.0	0.9	-0.1	1.6	0.5	3.7	

See footnotes at end of table.

Table 12. Producer price index percentage changes for the net output of selected industries and their products, not seasonally adjusted — Continued
 [February 2022]

Title ¹	Industry code	Product code	Unadjusted 12-month percent change ²	Unadjusted 1-month percent change ²					
				Feb. 2021 to Feb. 2022 ^P	Sept. to Oct.	Oct. to Nov. ^P	Nov. to Dec. ^P	Dec. to Jan. ^P	Jan. to Feb. ^P
Bolt, nut, screw, rivet, and washer mfg - Continued									
Other externally threaded metal fasteners, including studs (except aircraft types).....		332722-3199	5.0	0.2	0.4	-0.5	0.9	-0.8	
Internally threaded fasteners (except aircraft types).....		332722-5	3.8	0.5	0.0	0.8	0.6	3.2	
Secondary products and miscellaneous receipts.....		332722-SM							
Miscellaneous receipts.....		332722-M	4.8	2.7	0.0	0.4	0.9	-0.7	
Coating/engrave/heat treating & other activity.....	3328		9.0	2.7	0.8	1.0	-0.7	0.8	
Coating/engrave/heat treating & other activity.....	33281		9.0	2.7	0.8	1.0	-0.7	0.8	
Metal heat treating.....	332811		9.7	0.9	0.0	0.5	0.0	2.6	
Primary products.....		332811-P	8.8	0.6	0.0	0.6	0.0	2.6	
Heat treating of metal for the trade (pickling, annealing, etc.).....		332811-0	8.8	0.6	0.0	0.6	0.0	2.6	
Secondary products and miscellaneous receipts.....		332811-SM							
Metal coating and nonprecious engraving.....	332812		11.3	5.2	1.5	0.6	-1.5	0.4	
Primary products.....		332812-P	11.9	5.5	1.5	0.5	-1.6	0.4	
Metal coating, engraving, and allied services.....		332812-0	11.9	5.5	1.5	0.5	-1.6	0.4	
Secondary products and miscellaneous receipts.....		332812-SM							
Electroplating, anodizing and coloring metal.....	332813		4.3	-0.2	0.1	2.2	0.0	0.0	
Primary products.....		332813-P	4.3	-0.3	0.1	2.3	0.0	0.0	
Electroplating, plating, polishing, anodizing and coloring metal.....		332813-0	4.3	-0.3	0.1	2.3	0.0	0.0	
Secondary products and miscellaneous receipts.....		332813-SM							
Other fabricated metal product mfg.....	3329		12.4	0.5	0.6	1.1	1.4	0.7	
Metal valve mfg.....	33291		10.2	0.9	0.2	1.8	1.9	0.9	
Industrial valve mfg.....	332911		8.3	1.1	0.4	1.2	1.0	1.0	
Primary products.....		332911-P	8.1	1.1	0.4	1.2	0.9	1.1	
Automatic regulating and control valves and parts (except nuclear), power operated.....		332911-F	9.9	4.0	0.0	1.0	0.3	3.2	
Industrial valves for water works and municipal equipment (IBBM, AWWA, and UL).....		332911-N	4.9	0.3	0.6	0.0	2.6	-0.1	
Industrial ball valves (all metals, pressures, and types), incl. manual & power operated.....		332911-Q	8.1	0.0	0.0	3.2	1.0	1.2	
Industrial butterfly valves (all metals, pressures, and types), incl. manual & power operated.....		332911-R	7.4	0.0	0.0	2.4	0.7	1.3	
All other miscellaneous industrial valves.....		332911-X	6.2	3.2	0.0	0.0	0.7	0.0	
Gates, globes, angles and other industrial valves.....		332911-1	9.3	0.7	0.9	0.0	1.2	1.4	
Secondary products and miscellaneous receipts.....		332911-SM							
Miscellaneous receipts.....		332911-M	10.6	2.1	2.0	2.0	0.1	1.7	
Secondary products.....		332911-S	8.7	0.9	0.3	0.3	2.5	0.1	
Fluid power valve and hose fitting mfg.....	332912		11.8	1.0	-0.2	3.2	2.5	1.1	
Primary products.....		332912-P	12.7	0.9	0.1	3.6	2.9	1.3	
Nonaerospace type hydraulic and pneumatic assemblies of hose.....		332912-N	-	-	0.0	0.0	5.8	0.1	
Nonaerospace type flared (metal) fittings, couplings and assemblies.....		332912-T	14.6	0.0	0.0	8.5	3.0	0.0	
Nonaerospace type flareless fittings and couplings (incl. nonmetal fittings).....		332912-U	11.6	0.1	0.0	0.0	6.2	0.7	
Parts for fluid power valves.....		332912-X	11.1	0.0	0.0	0.1	3.8	2.2	
Aerospace type hydraulic fluid power valves.....		332912-1	0.5	0.5	0.0	0.0	-0.4	0.0	
Nonaerospace type hydraulic directional control valves.....		332912-5	4.2	-0.4	0.8	0.2	0.0	0.0	
Nonaerospace type hydraulic valves, except directional control.....		332912-7	5.8	-0.6	0.0	1.9	0.4	1.9	
Nonaerospace type pneumatic directional control valves.....		332912-9	9.4	1.7	0.0	0.0	4.2	0.0	
Secondary products and miscellaneous receipts.....		332912-SM							
Miscellaneous receipts.....		332912-M	8.1	0.7	0.0	0.0	1.6	0.3	
Secondary products.....		332912-S1	7.1	2.7	-2.8	2.5	0.3	0.1	
Plumbing fixture fitting and trim mfg.....	332913		6.0	0.1	0.2	0.8	2.4	0.1	
Primary products.....		332913-P	5.3	0.0	0.3	0.4	2.6	0.0	
Miscellaneous metal and nonmetal plumbing fixtures, fittings, and trim.....		332913-6	12.1	0.0	0.9	0.0	6.5	0.0	
Metal and nonmetal lavatory and sink fittings, excluding single control.....		332913-7	3.2	0.0	0.0	0.7	1.3	0.0	
Secondary products and miscellaneous receipts.....		332913-SM							
Other metal valve and pipe fitting mfg.....	332919		15.2	0.4	0.6	1.3	2.6	0.5	
Primary products.....		332919-P	15.3	0.4	0.6	1.5	2.4	0.6	
Plumbing and heating valves and specialties, except plumbers' brass goods.....		332919-1	-	0.0	0.0	1.1	5.1	-	
Metal fittings, flanges, and unions for pipe fittings.....		332919-4	-	0.5	0.7	1.5	1.9	0.7	
Secondary products and miscellaneous receipts.....		332919-SM							
Secondary products.....		332919-S	-	0.4	1.1	0.0	2.4	0.4	
All other fabricated metal product mfg.....	33299		14.5	0.3	0.9	0.5	1.0	0.7	

See footnotes at end of table.

Table 12. Producer price index percentage changes for the net output of selected industries and their products, not seasonally adjusted — Continued
 [February 2022]

Title ¹	Industry code	Product code	Unadjusted 12-month percent change ²	Unadjusted 1-month percent change ²				
			Feb. 2021 to Feb. 2022 ^P	Sept. to Oct.	Oct. to Nov. ^P	Nov. to Dec. ^P	Dec. to Jan. ^P	Jan. to Feb. ^P
Ball and roller bearing mfg.	332991		7.8	0.0	0.7	-0.5	0.2	1.8
Primary products.		332991-P	8.0	0.0	0.7	-0.4	0.3	1.6
Ball bearings, complete, unmounted.		332991-1	2.6	0.0	0.0	0.0	0.1	0.0
Tapered roller bearings (including cups & cones), unmounted.		332991-3	13.0	0.0	1.2	-1.1	0.0	4.8
Other roller bearings, unmounted.		332991-5	4.3	0.0	0.0	0.0	0.0	1.9
Mounted bearings (excluding plain).		332991-7	13.9	0.0	3.2	-1.1	1.0	0.0
Parts and components for ball and roller bearings (including balls and rollers) sold separately.		332991-9	12.8	0.1	0.0	0.0	1.7	-0.5
Secondary products and miscellaneous receipts.		332991-SM						
Small arms ammunition mfg.	332992		8.2	0.0	0.0	0.0	4.8	-0.5
Primary products.		332992-P	5.5	0.0	0.0	0.0	4.4	-0.6
Small arms ammunition.		332992-0	5.5	0.0	0.0	0.0	4.4	-0.6
All other ammo products, incl. industrial shells & cartridges, air gun ammo, percussion caps.		332992-07	3.2	0.0	0.0	0.0	6.9	-1.3
Secondary products and miscellaneous receipts.		332992-SM						
Secondary products.		332992-S	8.7	0.0	0.0	0.0	1.3	-0.5
Ammunition, except small arms, manufacturing.	332993		-	-	-	-	-	-
Primary products.		332993-P	-	-	-	-	-	-
Ammunition (excluding small arms), more than 30 mm (1.18 in.).		332993-0	-	-	-	-	-	-
Secondary products and miscellaneous receipts.		332993-SM1						
Fabricated pipe and pipe fitting mfg.	332996		25.3	1.0	2.5	0.1	0.5	1.8
Primary products.		332996-P	22.7	0.6	1.3	0.1	0.5	0.9
Fabricated pipe and pipe fittings made from purchased pipe.		332996-0	22.7	0.6	1.3	0.1	0.5	0.9
Secondary products and miscellaneous receipts.		332996-SM						
Miscellaneous fabricated metal product mfg.	332999		18.1	0.2	0.7	1.0	1.3	0.2
Primary products.		332999-P	18.5	0.1	0.7	1.2	1.4	-0.1
All other miscellaneous fabricated metal products.		332999-N	20.7	0.1	0.8	1.1	1.4	-0.1
Secondary products and miscellaneous receipts.		332999-SM						
Secondary products.		332999-S	20.1	1.1	1.8	0.0	1.6	1.6
Small arms, ordnance, and ordnance accessories mfg.	33299T		2.2	0.2	0.0	1.7	0.0	0.0
Primary products.		33299T-P	2.4	0.2	0.0	1.9	0.0	0.0
Single barrel shotguns, other small firearms n.e.c., and parts & attachments for small arms.		33299T-45	2.3	0.7	0.0	0.8	0.0	0.0
Secondary products and miscellaneous receipts.		33299T-SM						
Machinery manufacturing.	333		10.9	1.2	0.8	0.9	1.5	1.0
Agricultural, construction, and mining machinery mfg.	3331		9.5	1.9	1.0	0.9	0.8	0.7
Agricultural implement manufacturing.	33311		12.5	1.5	1.4	1.8	0.4	1.8
Farm machinery and equipment mfg.	333111		13.6	1.6	1.6	1.9	0.3	2.0
Primary products.		333111-P	13.2	1.4	1.8	1.9	0.3	1.9
Haying machinery and attachments.		333111-A	16.2	5.9	0.0	5.3	-0.8	0.0
Parts for farm machinery, for sale separately.		333111-C	27.1	1.0	7.0	0.4	1.8	1.4
Farm plows, harrows, rollers, pulverizers, etc., and attachments.		333111-E	17.0	0.9	0.0	1.7	0.0	3.5
All other farm machinery and equipment, excluding parts, including attachments.		333111-G	33.9	2.5	3.0	1.8	0.4	5.1
Commercial turf and grounds care equipment, including parts and attachments.		333111-J	8.1	2.2	-0.8	0.2	-0.8	2.1
Farm dairy equipment, sprayers and dusters, farm blowers, and attachments.		333111-4	9.5	0.2	0.0	5.3	0.0	0.7
Planting, seeding, and fertilizing machinery and attachments.		333111-7	12.9	-0.2	0.9	3.5	1.2	1.2
Harvesting machinery (except hay and straw) and attachments.		333111-9	10.9	2.8	1.2	0.8	0.0	1.6
Secondary products and miscellaneous receipts.		333111-SM						
Miscellaneous receipts.		333111-M	22.2	2.3	1.0	0.9	1.2	3.7
Secondary products.		333111-S	19.8	7.8	0.4	3.4	-0.1	1.4
Lawn and garden equipment mfg.	333112		7.1	0.8	0.5	1.0	0.7	1.0
Primary products.		333112-P	6.9	0.7	0.4	1.1	0.7	1.1
Consumer nonriding lawn, garden, and snow equipment.		333112-1	3.4	0.0	0.0	0.0	0.4	1.7
Consumer riding lawn, garden, and snow equipment.		333112-3	8.2	1.7	0.5	2.5	0.0	0.2
Parts and attachments for consumer lawn, garden, and snow equipment.		333112-7	14.9	0.8	1.1	1.9	2.3	0.6
Secondary products and miscellaneous receipts.		333112-SM						
Secondary products.		333112-S	7.6	3.0	0.5	0.1	1.4	0.4
Construction machinery manufacturing.	33312		8.0	3.4	0.4	0.8	0.3	0.1
Construction machinery mfg.	333120		8.0	3.4	0.4	0.8	0.3	0.1
Primary products.		333120-P	7.7	3.3	0.4	0.8	0.3	0.1
Power cranes, loaders, dozers, tractors, off-highway trucks, mixers, pavers, backhoes, etc.		333120-1	7.7	3.3	0.3	1.0	0.1	-0.1

See footnotes at end of table.

Table 12. Producer price index percentage changes for the net output of selected industries and their products, not seasonally adjusted — Continued
[February 2022]

Title ¹	Industry code	Product code	Unadjusted 12-month percent change ²	Unadjusted 1-month percent change ²				
			Feb. 2021 to Feb. 2022 ^P	Sept. to Oct.	Oct. to Nov. ^P	Nov. to Dec. ^P	Dec. to Jan. ^P	Jan. to Feb. ^P
Construction machinery mfg - Continued								
Power cranes, draglines, & shovels (excavators) (incl. surface mining equip.) (excluding parts).....		333120-11	6.9	3.9	0.1	0.0	0.1	0.0
Mixers, pavers, and related equipment (excluding parts).....		333120-12	10.9	4.7	0.7	0.0	0.7	0.0
Off-highway trucks, haulers, truck-type tractor chassis, trailers, etc. (excluding parts).....		333120-13	3.5	0.9	-0.1	0.0	0.1	0.0
Tractor shovel loaders (skid steer, wheel, crawler, and integral design backhoes).....		333120-14	6.6	3.6	0.5	0.2	0.0	0.0
Construction wheel and crawler tractors, dozers, self-propelled log skidders, etc.....		333120-15	9.5	2.2	0.2	3.4	0.0	-0.6
Graders, rollers & compactors, rough-terrain forklifts, scrapers, trenchers, etc. (excl. parts).....		333120-16	7.3	4.3	0.5	0.0	0.0	0.0
Construction machinery for mounting (excluding parts, winches, snow clearing attachments).....		333120-17	10.0	4.2	0.1	1.2	0.0	0.8
Parts for construction machinery and equipment, sold separately.....		333120-9	13.1	1.8	2.6	1.2	1.2	1.8
Parts for cranes, draglines, and shovels (including surface mining equipment) (sold separately).....		333120-91	16.2	0.3	3.1	0.0	2.0	7.5
Parts for off-highway wheel tractors and shovel loaders (sold separately).....		333120-92	7.4	0.5	6.1	0.3	0.0	-1.4
Parts for other construction machinery (sold separately).....		333120-93	13.2	3.0	1.2	2.1	1.1	-0.2
Secondary products and miscellaneous receipts.....		333120-SM						
Miscellaneous receipts.....		333120-M	11.5	4.5	0.7	0.4	0.8	-0.1
Secondary products.....		333120-S	6.7	0.3	0.4	0.0	0.0	0.3
Mining and oil and gas field machinery mfg.....	33313		7.4	0.5	1.1	0.0	2.0	0.0
Mining machinery and equipment mfg.....	333131		12.8	0.3	3.3	0.0	0.3	0.0
Primary products.....		333131-P	11.4	0.2	3.6	0.0	0.2	0.0
Mining machinery and equipment (except parts sold separately).....		333131-2	12.4	0.2	4.7	0.0	0.2	0.0
Underground mining machinery (except parts sold separately).....		333131-21	—	0.0	0.1	0.0	0.0	—
Mineral processing & beneficiation machinery (except parts sold separately).....		333131-23	27.4	2.0	22.5	0.0	0.0	0.5
Crushing, pulverizing & screening machinery (except parts sold separately).....		333131-25	26.3	0.0	22.4	0.0	0.0	0.0
Drills and other mining machinery (except parts sold separately).....		333131-27	15.7	1.2	2.5	0.0	2.2	0.0
Parts and attachments for mining machinery and equipment (sold separately).....		333131-9	8.5	0.2	0.6	0.1	0.3	0.0
Secondary products and miscellaneous receipts.....		333131-SM						
Miscellaneous receipts.....		333131-M	31.7	2.1	0.0	0.0	0.7	0.0
Oil and gas field machinery and equipment mfg.....	333132		5.7	0.6	0.4	0.0	2.5	0.0
Primary products.....		333132-P	5.8	0.6	0.4	0.0	2.5	0.0
Oil and gas field production machinery and equipment (except pumps).....		333132-A	11.2	0.9	1.3	0.0	6.3	0.0
Oil and gas field production machinery and equipment (except pumps and parts sold separately).....		333132-A1	11.9	0.6	1.2	0.0	7.1	0.0
Parts and attachments for oil and gas field production machinery and equipment (except pumps).....		333132-A2	7.7	2.7	1.8	0.0	2.1	0.0
Rotary oil and gas field drilling machinery and equipment.....		333132-1	3.4	0.6	0.1	0.0	0.4	0.0
Other oil and gas field drilling machinery and equipment.....		333132-8	—	0.0	0.0	0.0	5.0	—
Secondary products and miscellaneous receipts.....		333132-SM						
Industrial machinery manufacturing.....	3332		16.0	0.2	0.5	0.3	1.2	2.7
Other industrial machinery manufacturing.....	33324		16.0	0.2	0.5	0.3	1.2	2.7
Food product machinery mfg.....	333241		7.5	0.9	1.5	0.7	1.2	0.1
Primary products.....		333241-P	8.1	1.0	1.7	0.9	1.3	0.0
Dairy and milk products plant machinery and equipment.....		333241-1	11.7	2.9	4.6	0.4	0.0	0.0
Commercial food products machinery (except packaging and cooking equipment).....		333241-3	7.5	1.0	1.2	1.6	1.4	0.0
Industrial food products machinery for processing foods, beverages, & animal & fowl feed.....		333241-5	6.9	0.0	0.6	0.3	1.9	0.0
Other industrial food and feed machinery.....		333241-51	5.5	0.0	0.6	0.5	0.7	0.0
Machinery for sorting, grading, and cleaning fruits, vegetables, eggs, and for processing meat.....		333241-52	8.6	0.0	0.9	0.0	2.0	0.0
Parts and attachments for industrial food and feed products machinery.....		333241-53	7.9	0.2	0.3	0.0	4.9	0.0
Secondary products and miscellaneous receipts.....		333241-SM						
Miscellaneous receipts.....		333241-M	5.0	0.4	1.0	0.0	0.8	1.2
Secondary products.....		333241-S	3.0	0.3	0.2	0.0	1.1	0.0
Semiconductor machinery mfg.....	333242		1.0	0.0	0.0	0.0	0.3	0.0
Primary products.....		333242-P	0.9	0.0	0.0	0.0	0.3	0.0
Semiconductor machinery and parts.....		333242-0	0.9	0.0	0.0	0.0	0.3	0.0
Secondary products and miscellaneous receipts.....		333242-SM						
Miscellaneous receipts.....		333242-M	1.6	0.0	0.0	0.0	0.4	0.3
Sawmill, woodworking and paper machinery mfg.....	333243		7.7	0.7	0.7	0.7	1.4	0.3
Primary products.....		333243-P	7.9	0.8	0.7	0.7	1.3	0.4

See footnotes at end of table.

Table 12. Producer price index percentage changes for the net output of selected industries and their products, not seasonally adjusted — Continued
 [February 2022]

Title ¹	Industry code	Product code	Unadjusted 12-month percent change ²	Unadjusted 1-month percent change ²				
				Feb. 2021 to Feb. 2022 ^P	Sept. to Oct.	Oct. to Nov. ^P	Nov. to Dec. ^P	Dec. to Jan. ^P
Sawmill, woodworking and paper machinery mfg - Continued								
Sawmill and woodworking machinery.....		333243-A	13.2	0.1	0.4	0.5	2.9	1.3
Sawmill and woodworking machinery, excluding parts & attachments.....		333243-A3	14.3	0.1	0.4	0.5	3.3	1.2
Parts, attachments & accessories for sawmill & woodworking machinery.....		333243-A4	8.3	0.0	0.5	0.3	0.6	1.9
Paper industry machinery.....		333243-B	6.5	1.0	0.7	0.8	0.9	0.2
Paper industry machinery, excluding parts & attachments.....		333243-B1	6.0	2.1	0.2	0.6	0.8	0.0
Parts and attachments for paper industry machinery.....		333243-B2	7.1	-0.2	1.3	1.0	0.9	0.4
Secondary and miscellaneous receipts.....		333243-SM						
Printing machinery and equipment mfg.....	333244		6.7	0.3	0.7	2.4	0.4	0.4
Primary products.....		333244-P	6.9	0.2	0.8	2.9	0.3	0.1
All other miscellaneous printing trades machinery, including parts.....		333244-A	5.9	0.3	1.2	1.9	0.3	0.2
Other printing machinery and equipment, including pre-press preparation and typesetting.....		333244-A7	1.9	-1.0	0.8	2.4	0.0	-0.9
Parts, attachments, and accessories for printing trades machinery.....		333244-A8	7.8	0.8	1.4	1.7	0.4	0.7
Secondary products and miscellaneous receipts.....		333244-SM						
Secondary products.....		333244-S	9.5	3.3	0.0	1.5	2.2	0.8
Other industrial machinery mfg.....	333249		32.5	-0.1	0.4	0.0	1.7	5.7
Primary products.....		333249-P	36.4	-0.1	0.4	0.0	1.8	6.3
Plastics-working machinery and equipment and parts, excluding patterns and molds.....		333249-1	-	0.0	0.5	-0.4	-	-
Parts for plastics-working machinery.....		333249-14	-2.3	0.0	0.0	0.0	0.0	0.0
Plastics-working machinery and equipment, excluding patterns, molds, and parts sold separately.....		333249-19	-	-0.1	0.6	-0.4	0.7	-
Textile machinery (except parts, attachments, and accessories).....		333249-5	6.9	0.0	0.0	0.0	6.6	0.0
Parts and attachments for textile machinery.....		333249-7	5.5	-0.1	0.0	0.7	2.4	0.3
All other industrial machinery.....		333249-8	49.9	-0.2	0.4	0.0	1.9	8.2
Secondary products and miscellaneous receipts.....		333249-SM						
Miscellaneous receipts.....		333249-M	2.9	0.1	0.1	0.0	0.2	0.4
Commercial and service industry machinery.....	3333		9.6	0.6	1.2	0.8	1.5	0.6
Commercial and service industry machinery.....	33331		9.6	0.6	1.2	0.8	1.5	0.6
Optical instrument and lens mfg.....	333314		5.6	1.3	0.0	0.3	3.4	0.3
Primary products.....		333314-P	5.4	0.7	0.0	0.3	3.8	0.4
All other miscellaneous optical instruments and lenses (including binoculars and astronomical).....		333314-3	2.5	1.5	0.0	0.7	-0.8	0.8
Secondary products and miscellaneous receipts.....		333314-SM						
Photographic and photocopying equipment mfg.....	333316		6.9	0.0	0.0	0.0	0.0	0.0
Primary products.....		333316-P	7.0	0.0	0.0	0.0	0.0	0.0
Motion picture & other photographic equipment, n.e.c.....		333316-4	7.0	0.0	0.0	0.0	0.0	0.0
Secondary products and miscellaneous receipts.....		333316-SM						
Other commercial and service industry machinery mfg.....	333318		10.9	0.6	1.6	1.1	1.3	0.7
Primary products.....		333318-P	11.1	0.6	1.7	1.1	1.3	0.7
Commercial cooking and food warming equipment.....		333318-A	20.0	0.3	5.8	0.0	1.3	1.5
Commercial non electric cooking and food warming equipment, excluding parts and accessories.....		333318-A1	25.2	0.0	8.3	0.0	1.2	0.0
Commercial electric cooking and food warming equipment, excluding parts and accessories.....		333318-A2	14.3	0.8	3.2	0.0	1.3	3.5
Parts and accessories for commercial cooking and food warming equipment.....		333318-A3	10.3	0.1	0.0	0.0	1.5	4.8
Electronic teaching machines, teaching aids, etc., including kits.....		333318-H	0.0	0.0	0.0	0.0	0.0	0.0
Miscellaneous machinery products.....		333318-J	9.7	0.2	0.3	1.5	1.5	0.0
Other service industry equipment.....		333318-J4	10.7	0.2	0.4	1.8	1.6	0.0
Commercial and industrial floor and carpet cleaning machines, excluding vacuum cleaners.....		333318-J5	4.8	0.0	0.0	0.0	1.0	0.2
Commercial laundry and drycleaning machinery.....		333318-5	14.1	1.3	1.2	0.0	5.7	3.2
Secondary products and miscellaneous receipts.....		333318-SM						
Miscellaneous receipts.....		333318-M	6.4	0.4	0.5	1.4	1.3	0.6
Secondary products.....		333318-S	14.3	0.8	0.5	0.5	0.0	2.5
HVAC and commercial refrigeration equipment.....	3334		18.3	1.3	1.4	1.6	3.5	1.3
HVAC and commercial refrigeration equipment.....	33341		18.3	1.3	1.4	1.6	3.5	1.3
Fan, blower, air purification equipment mfg.....	333413		12.5	0.2	0.5	0.0	2.7	1.1
Primary products.....		333413-P	13.0	0.2	0.5	0.0	2.8	1.2
Air purification equipment.....		333413-1	8.6	0.2	0.2	-0.2	4.4	0.3
Dust collection and other air purification equipment for industrial gas cleaning systems.....		333413-11	5.8	0.0	0.0	0.0	4.8	0.0
Dust collection and other air purification equipment for cleaning incoming air.....		333413-13	11.6	0.3	0.4	-0.4	4.0	0.5

See footnotes at end of table.

Table 12. Producer price index percentage changes for the net output of selected industries and their products, not seasonally adjusted — Continued
 [February 2022]

Title ¹	Industry code	Product code	Unadjusted 12-month percent change ²	Unadjusted 1-month percent change ²				
				Feb. 2021 to Feb. 2022 ^P	Sept. to Oct.	Oct. to Nov. ^P	Nov. to Dec. ^P	Dec. to Jan. ^P
Fan, blower, air purification equipment mfg - Continued								
Air filters for air-conditioners and furnaces, etc. of 2400 CFM or less, except parts.....		333413-131	12.9	0.4	0.4	-0.8	5.6	0.0
Other dust collection and air purification equipment, except parts.....		333413-132	6.1	0.6	0.5	0.0	0.6	0.3
Parts for dust collection and air purification equipment.....		333413-133	13.0	0.0	0.5	0.0	2.7	2.3
Industrial and commercial fans and blowers.....		333413-2	21.3	0.3	0.9	0.5	0.1	2.8
Centrifugal blower filter units, and classes I-IV centrifugal fans, except parts.		333413-22	16.4	0.4	1.2	0.6	0.0	1.9
Other centrifugal fans and blowers, except parts.....		333413-23	22.6	0.0	1.4	0.1	0.0	3.8
Parts and accessories for fans and blowers.....		333413-29	36.5	4.0	0.3	0.2	1.3	1.5
Secondary products and miscellaneous receipts.....		333413-SM						
Secondary products.....		333413-S	-	0.0	4.1	0.0	-	-
Heating equipment (except warm air furnaces) mfg.....	333414		17.7	1.2	0.6	4.4	1.5	0.9
Primary products.....		333414-P	15.7	0.9	0.7	4.2	1.7	0.9
Other heating equipment, except electric (incl. parts for nonelectric equipment & oil burners).....		333414-D	17.0	1.6	1.4	4.3	2.1	0.6
Cast iron heating boilers, radiators, and convectors (except parts).....		333414-1	-	0.0	0.0	-	-	-
Domestic heating stoves (except electric and parts).....		333414-3	15.6	0.4	0.0	2.0	3.6	2.5
Floor and wall furnaces, unit heaters, infrared heaters, and mechanical stokers.		333414-7	10.7	0.0	0.0	1.3	0.4	1.6
Secondary products and miscellaneous receipts.....		333414-SM						
Secondary products.....		333414-S	18.4	0.0	0.0	2.9	1.9	3.9
Air-conditioning, refrigeration, and forced air heating equipment mfg.....	333415		19.6	1.6	1.7	1.5	4.0	1.4
Primary products.....		333415-P	20.4	1.8	1.9	1.4	4.3	1.4
Warm air furnaces, including duct furnaces and humidifiers, and electric comfort heating.....		333415-C	22.9	2.2	3.1	0.8	4.6	1.0
Parts and accessories for air conditioning and heat transfer equipment.....		333415-D	19.2	0.7	2.9	0.3	4.1	0.0
Unitary air-conditioners, except air source heat pumps.....		333415-E	7.9	-0.9	1.8	0.3	3.4	0.3
Heat pumps.....		333415-H	11.0	-2.2	1.0	0.1	2.9	0.0
Heat transfer equipment (except elec dehumidifiers), mechanically refrigerated, self-contained.....		333415-2	24.1	1.0	1.5	2.6	3.7	2.6
Commercial refrigerators and related equipment.....		333415-3	34.5	4.8	0.9	2.7	6.9	2.2
Refrigeration condensing units, all refrigerants, except ammonia (complete).....		333415-5	21.0	2.9	6.2	0.0	5.8	0.0
All other miscellaneous refrigeration and air-conditioning equipment.....		333415-9	37.9	13.7	0.6	4.1	1.4	6.1
Secondary products and miscellaneous receipts.....		333415-SM						
Secondary products.....		333415-S	33.7	0.7	1.1	7.0	4.6	0.1
Metalworking machinery manufacturing.....	3335		5.6	0.8	0.4	0.7	1.0	0.5
Metalworking machinery manufacturing.....	33351		5.6	0.8	0.4	0.7	1.0	0.5
Industrial mold mfg.....	333511		6.1	0.4	0.4	1.4	0.8	0.2
Primary products.....		333511-P	5.7	0.5	0.4	1.5	0.7	0.0
Industrial molds and mold boxes.....		333511-0	5.8	0.5	0.4	1.5	0.7	0.0
Industrial injection-type molds made of metal for plastics.....		333511-05	3.0	0.0	0.7	0.0	0.9	0.0
Other industrial molds and mold boxes.....		333511-06	7.4	0.7	0.2	2.3	0.5	0.0
Secondary products and miscellaneous receipts.....		333511-SM						
Secondary products.....		333511-S	8.7	0.1	1.3	1.2	0.0	0.3
Special tool, die, jig, and fixture mfg.....	333514		7.7	1.7	0.4	0.2	1.3	0.3
Primary products.....		333514-P	7.4	1.7	0.2	0.3	1.3	0.2
Special dies, tools, jigs, and fixtures.....		333514-0	7.4	1.7	0.2	0.3	1.3	0.2
Jigs and fixtures, including parts.....		333514-0A	12.6	3.8	0.0	0.7	0.3	0.6
Metalworking die and die sets.....		333514-0B	4.3	0.2	0.0	0.1	1.3	0.1
Standard punches, industrial prototypes, die parts & other special tooling for dies.....		333514-0C	6.4	1.2	0.7	0.0	2.6	0.0
Secondary products and miscellaneous receipts.....		333514-SM						
Miscellaneous receipts.....		333514-M	9.0	4.2	0.0	0.0	0.0	0.0
Secondary products.....		333514-S	10.4	0.5	4.8	0.2	1.9	1.0
Cutting tool and machine tool accessory mfg.....	333515		5.5	0.9	0.4	0.8	1.2	0.8
Primary products.....		333515-P	6.0	1.1	0.5	0.9	1.4	0.9
Cutting tools for machine tools and metalworking machinery.....		333515-4	5.2	1.1	0.2	0.9	1.3	0.8
Other cutting tools for machine tools, excluding tips and blanks.....		333515-41	5.3	1.3	0.0	1.5	1.8	0.0
End mills and milling cutters.....		333515-44	2.4	0.8	0.0	0.1	1.1	0.0
Threading tools, including blanks, tips and inserts.....		333515-45	12.2	0.0	1.5	0.0	0.0	9.9
Carbon and high-speed steel shank, solid, tipped carbide twist drills for machine tools.....		333515-48	5.1	0.7	0.0	0.0	0.0	1.4
Taps, carbide indexable, and throwaway inserts for machine tools.....		333515-49	4.1	1.4	0.9	0.0	0.0	0.0
Other attachments and accessories for machine tools and metalworking machinery.....		333515-5	11.2	1.0	2.5	0.8	2.3	1.5
Secondary products and miscellaneous receipts.....		333515-SM						

See footnotes at end of table.

Table 12. Producer price index percentage changes for the net output of selected industries and their products, not seasonally adjusted — Continued
 [February 2022]

Title ¹	Industry code	Product code	Unadjusted 12-month percent change ²	Unadjusted 1-month percent change ²				
				Feb. 2021 to Feb. 2022 ^P	Sept. to Oct.	Oct. to Nov. ^P	Nov. to Dec. ^P	Dec. to Jan. ^P
Cutting tool and machine tool accessory mfg - Continued								
Secondary products.....		333515-S	4.6	0.0	0.0	0.4	0.6	0.0
Machine tool mfg.....	333517		4.7	0.4	0.2	0.9	0.7	0.5
Primary products.....		333517-P	4.0	0.5	0.1	1.0	0.7	0.2
Metal cutting machine tools.....		333517-2	4.5	0.7	0.0	1.2	0.8	0.2
Parts for metal cutting machine tools (sold separately) & rebuilt machine tools...		333517-26	7.3	0.0	0.0	0.7	0.0	0.8
Metal machining centers (multifunction numerically controlled machines).....		333517-27	2.9	0.0	0.0	2.9	0.0	0.0
Other metal cutting machine tools.....		333517-2B	4.3	1.1	0.0	0.8	1.2	0.2
Metal forming machine tools.....		333517-3	2.7	-0.2	0.5	0.6	0.4	0.0
Metal punching and shearing (power & manual), and bending and forming machines (power only).....		333517-31	0.4	-0.5	0.1	0.0	0.0	0.0
Other metal forming machine tools, including forging and die-stamping machines (except presses).....		333517-35	—	0.0	0.0	0.0	1.1	—
Parts for metal forming machine tools (sold separately) and rebuilt metal forming machine tools.....		333517-37	4.5	0.0	2.2	0.9	0.4	0.0
Secondary products and miscellaneous receipts.....		333517-SM						
Miscellaneous receipts.....		333517-M	5.5	0.0	0.0	0.0	0.7	3.0
Secondary products.....		333517-S	14.6	0.4	2.8	0.3	0.5	1.3
Rolling mill and other metalworking machinery mfg.....	333519		3.3	0.1	0.4	0.1	1.0	0.6
Primary products.....		333519-P	2.6	0.1	0.0	0.0	0.8	0.7
Other metalworking machinery, excluding handheld & ultrasonic.....		333519-83	3.3	0.3	0.2	0.2	0.2	0.2
Secondary products and miscellaneous receipts.....		333519-SM						
Miscellaneous receipts.....		333519-M	8.6	0.4	2.5	0.2	2.4	0.5
Turbine and power transmission equipment mfg.....	3336		5.2	0.6	0.2	0.2	2.0	0.0
Turbine and power transmission equipment mfg.....	33361		5.2	0.6	0.2	0.2	2.0	0.0
Turbine and turbine generator set units mfg.....	333611		3.2	0.3	0.1	0.2	1.0	-0.3
Primary products.....		333611-P	3.0	0.2	0.1	0.2	0.9	-0.3
Turbines and turbine generator sets.....		333611-0	3.1	0.2	0.1	0.2	0.9	-0.3
Steam, gas, and other turbines and turbine generators.....		333611-05	-2.1	0.3	0.2	0.2	-2.8	0.2
Parts & accessories for turbines, turbine generators, and turbine generator sets.....		333611-07	—	—	—	—	—	0.0
Speed changer, drive, and gear mfg.....	333612		10.2	0.7	0.9	0.1	2.2	0.7
Primary products.....		333612-P	9.5	0.7	0.5	0.1	2.3	0.7
Gears, pinions, racks, and worms, sold separately.....		333612-3	10.4	1.1	0.0	0.0	0.9	0.0
Speed changers, industrial high speed drives, and parts other than loose gearing.....		333612-7	9.1	0.5	0.8	0.2	3.0	1.0
Secondary products and miscellaneous receipts.....		333612-SM						
Miscellaneous receipts.....		333612-M	—	0.0	0.0	0.0	—	—
Secondary products.....		333612-S	20.3	1.2	6.9	0.0	0.0	1.5
Mechanical power transmission equipment mfg.....	333613		13.4	0.3	0.9	1.2	3.7	-0.1
Primary products.....		333613-P	12.6	0.3	0.5	1.0	3.4	-0.1
Mechanical power transmission equipment, except speed changers, drives, & gears.....		333613-3	10.7	0.4	0.7	1.4	2.9	-0.2
Secondary products and miscellaneous receipts.....		333613-SM						
Other engine equipment mfg.....	333618		4.2	0.9	0.0	0.0	2.3	0.0
Primary products.....		333618-P	4.4	0.9	0.0	0.0	2.4	0.0
Parts & accessories for internal combustion engines, ex. aircraft & gasoline automotive engines.....		333618-F	5.5	1.1	0.0	0.0	2.7	0.0
Diesel, semidiesel, and dual-fuel engines (except automotive).....		333618-3	3.5	2.9	0.0	0.0	0.6	0.0
Diesel, semidiesel, and dual-fuel engines for automobiles, trucks, and buses.....		333618-5	4.4	0.0	0.0	0.0	4.3	0.0
Secondary products and miscellaneous receipts.....		333618-SM						
Secondary products.....		333618-S	4.3	2.2	0.1	0.1	1.3	0.0
Other general purpose machinery manufacturing.....	3339		12.2	1.1	0.7	1.2	1.5	1.3
Pump and compressor manufacturing.....	33391		11.6	0.5	0.3	0.9	1.9	2.5
Air and gas compressor mfg.....	333912		12.4	0.4	0.6	0.2	1.0	3.1
Primary products.....		333912-P	12.6	0.3	0.6	0.3	1.1	3.1
Air and gas compressors and vacuum pumps.....		333912-1	13.1	0.4	0.5	0.0	1.3	2.7
Parts & attachments for air & gas compressors, ex. refrigeration, ice making, & a/c.....		333912-6	16.6	—	0.0	1.9	0.0	7.2
Secondary products and miscellaneous receipts.....		333912-SM						
Miscellaneous receipts.....		333912-M	14.2	—	0.2	0.0	0.0	5.3
Secondary products.....		333912-S1	—	0.0	1.2	0.0	0.0	1.8
Measuring, dispensing, and other pumping equipment mfg.....	333914		10.9	0.6	0.2	1.3	2.5	2.0

See footnotes at end of table.

Table 12. Producer price index percentage changes for the net output of selected industries and their products, not seasonally adjusted — Continued
 [February 2022]

Title ¹	Industry code	Product code	Unadjusted 12-month percent change ²	Unadjusted 1-month percent change ²				
			Feb. 2021 to Feb. 2022 ^P	Sept. to Oct.	Oct. to Nov. ^P	Nov. to Dec. ^P	Dec. to Jan. ^P	Jan. to Feb. ^P
Measuring, dispensing, and other pumping equipment mfg - Continued								
Primary products.....		333914-P	11.0	0.6	0.2	1.3	2.4	2.0
Pumps and pumping equipment, excluding measuring and dispensing pumps.		333914-1	10.6	0.3	0.2	0.7	2.7	1.7
Pumps and pumping equipment, complete, excluding measuring and dispensing pumps.....		333914-11	11.3	0.3	0.2	0.9	3.1	1.8
Domestic water systems.....		333914-111	—	0.0	0.0	0.0	8.7	—
Domestic sump pumps.....		333914-112	—	—	0.0	—	—	—
Oil-well and oil-field pumps, except boiler feed.....		333914-113	—	0.1	0.0	2.9	2.1	0.0
Industrial pumps, excluding hydraulic fluid power pumps, automatic circulating pumps, etc.....		333914-114	10.3	0.2	0.0	0.0	3.1	0.9
Other pumps, except automotive circulating pumps, and measuring and dispensing pumps.....		333914-115	13.7	0.8	1.6	1.0	0.1	3.4
Parts and attachments for pumps and pumping equipment, excluding measuring and dispensing.....		333914-15	6.3	0.1	0.0	0.0	0.9	1.0
Measuring and dispensing pumps and parts and attachments.....		333914-3	14.8	—	0.0	5.3	0.0	5.0
Secondary products and miscellaneous receipts.....		333914-SM						
Miscellaneous receipts.....		333914-M	6.1	0.1	0.0	0.8	1.3	2.0
Secondary products.....		333914-S	16.7	0.0	0.3	3.7	6.9	0.6
Material handling equipment manufacturing.....	33392		15.5	1.5	1.1	1.6	0.9	1.3
Elevator and moving stairway mfg.....	333921		18.6	2.8	0.0	7.6	2.0	0.6
Primary products.....		333921-P	17.4	1.4	0.0	8.9	1.5	0.7
Elevators and moving stairways.....		333921-1	20.2	1.6	0.0	11.1	1.9	0.9
Parts and attachments for elevators and moving stairways (sold separately).....		333921-3	7.8	0.5	0.0	1.2	0.0	0.0
Secondary products and miscellaneous receipts.....		333921-SM						
Conveyor and conveying equipment mfg.....	333922		16.9	1.3	1.6	1.7	1.3	0.4
Primary products.....		333922-P	15.6	1.1	1.5	1.6	1.3	0.3
Unit handling conveyors and conveying systems.....		333922-1	9.3	0.2	0.4	1.1	0.2	0.3
Unit handling gravity and trolley conveyors and conveying systems.....		333922-12	6.1	1.8	0.0	0.5	0.1	0.0
Unit handling tow, belt, roller, pneumatic, portable, carousel, and other nonbelt conveyors.....		333922-14	10.2	-0.1	0.4	1.2	0.3	0.3
Parts and accessories for unit handling conveyors and conveying systems, sold separately.....		333922-7	8.2	0.3	0.5	1.3	0.2	0.0
Bulk material handling conveyors and conveying systems.....		333922-8	25.1	2.4	3.0	2.8	2.6	0.5
Parts and accessories for bulk material handling conveyors and conveying systems.....		333922-9	18.3	1.0	2.0	0.6	2.0	0.0
Secondary products and miscellaneous receipts.....		333922-SM						
Miscellaneous receipts.....		333922-M	31.1	3.6	2.9	2.3	1.1	1.8
Secondary products.....		333922-S	8.9	0.0	0.0	0.8	3.7	0.3
Overhead cranes, hoists and monorail systems mfg.....	333923		17.9	1.7	0.2	1.2	0.5	3.4
Primary products.....		333923-P	18.0	1.5	0.2	0.9	0.4	3.8
Hoists and parts and attachments for hoists (sold separately).....		333923-1	11.4	0.0	3.7	0.6	0.1	2.0
Overhead traveling cranes and monorail systems, including parts and attachments sold separately.....		333923-3	23.3	2.3	-0.6	1.5	2.0	0.8
Winches, aerial work platforms, and automotive wrecker hoists, including parts and attachments.....		333923-7	17.9	1.5	0.0	0.8	0.1	4.6
Secondary products and miscellaneous receipts.....		333923-SM						
Secondary products.....		333923-S	—	4.5	0.1	0.1	0.9	0.0
Industrial truck, trailer, and stacker mfg.....	333924		12.1	1.3	1.7	0.7	0.8	0.3
Primary products.....		333924-P	11.2	1.2	1.7	0.7	0.8	0.2
Industrial trucks, tractors, mobile straddle carriers & cranes, & automatic stacking machines.....		333924-2	9.9	1.2	2.0	0.6	1.0	0.0
Work trucks with lifting & handling equipment, operator riding, electric, self-propelled.....		333924-21	9.3	0.7	5.3	0.1	0.6	0.1
Work trucks, not fitted with lifting and handling equipment.....		333924-25	19.1	3.2	0.0	0.6	3.7	-0.1
Bulk powered material moving equipment, dock boards and metal pallets and skids.....		333924-26	20.5	2.7	1.0	0.5	0.2	0.0
Other work trucks with lifting & handling equipment, non-riding electric or any non-electric.....		333924-27	3.0	0.0	0.0	1.3	0.0	0.0
Parts and attachments for industrial trucks and tractors (sold separately).....		333924-3	19.0	1.7	0.1	1.3	-0.2	1.3
Secondary products and miscellaneous receipts.....		333924-SM						
Secondary products.....		333924-S	47.4	4.9	1.9	2.8	0.2	0.7
All other general purpose machinery mfg.....	33399		10.2	1.3	0.6	1.2	1.6	0.5
Power-driven handtool mfg.....	333991		9.2	5.7	0.1	0.3	2.5	0.0
Primary products.....		333991-P	9.2	5.9	0.1	0.1	2.5	0.0
Power-driven handtools, pneumatic, hydraulic, and powder-actuated.....		333991-6	9.8	5.1	0.1	0.0	3.8	0.0
Power-driven handtools, electric (except battery powered), including parts.....		333991-9	8.4	6.6	0.1	0.4	0.9	0.0

See footnotes at end of table.

Table 12. Producer price index percentage changes for the net output of selected industries and their products, not seasonally adjusted — Continued
 [February 2022]

Title ¹	Industry code	Product code	Unadjusted 12-month percent change ²	Unadjusted 1-month percent change ²				
				Feb. 2021 to Feb. 2022 ^P	Sept. to Oct.	Oct. to Nov. ^P	Nov. to Dec. ^P	Dec. to Jan. ^P
Power-driven handtool mfg - Continued								
Secondary products and miscellaneous receipts.....		333991-SM						
Miscellaneous receipts.....		333991-M	9.2	3.9	0.0	2.0	1.8	0.0
Welding and soldering equipment mfg.....	333992		12.4	0.1	0.1	2.5	0.5	1.0
Primary products.....		333992-P	12.8	0.0	0.0	2.6	0.5	1.0
Other welding equipment, components, and accessories (excluding arc, resistance, and gas).....		333992-A	9.1	0.0	0.0	0.3	0.4	2.8
Arc welding machines, components, and accessories, excluding electrodes and stud welding equip.....		333992-1	22.1	0.0	0.0	5.3	0.1	0.0
Resistance welders, components, accessories, and electrodes.....		333992-7	10.5	0.3	0.0	3.0	0.0	3.5
Gas welding and cutting equipment, parts, attachments, and accessories.....		333992-9	6.3	0.0	0.3	0.0	4.8	0.3
Secondary products and miscellaneous receipts.....		333992-SM						
Miscellaneous receipts.....		333992-M	8.3	0.9	1.0	0.0	1.9	0.8
Packaging machinery mfg.....	333993		10.8	0.0	2.4	2.7	0.8	1.4
Primary products.....		333993-P	11.5	0.0	2.7	3.2	0.8	0.6
Packing, packaging, and bottling machinery, excluding parts.....		333993-1	10.0	0.0	3.6	1.3	0.9	0.8
Parts for packing, packaging, and bottling machinery.....		333993-5	14.8	0.0	0.8	7.3	0.6	0.3
Secondary products and miscellaneous receipts.....		333993-SM						
Miscellaneous receipts.....		333993-M	4.5	0.0	0.0	0.8	0.7	6.6
Industrial process furnace and oven mfg.....	333994		10.4	0.7	0.4	0.1	2.6	0.6
Primary products.....		333994-P	10.9	0.8	0.4	0.1	2.9	0.5
Industrial process furnaces & ovens, & industrial electrical heating equipment.....		333994-0	10.9	0.8	0.4	0.1	2.9	0.5
Industrial process furnaces & ovens, & industrial electrical heating equipment, except parts.....		333994-0A	9.3	0.6	0.4	0.1	2.4	0.6
Parts and attachments for industrial process furnaces and ovens.....		333994-0B	15.7	1.5	0.2	0.0	4.4	0.3
Secondary products and miscellaneous receipts.....		333994-SM						
Miscellaneous receipts.....		333994-M	11.2	0.5	0.5	0.2	0.7	0.8
Fluid power cylinder and actuator mfg.....	333995		14.7	2.9	0.8	1.0	2.4	0.0
Primary products.....		333995-P	15.9	3.2	0.8	1.1	2.5	0.0
Nonaerospace-type hydraulic & all aerospace fluid power cylinders & actuators, linear & rotary.....		333995-2	18.0	3.9	1.1	1.1	2.9	0.0
Nonaerospace-type pneumatic fluid power cylinders & actuators, linear & rotary.....		333995-3	3.4	0.8	0.0	0.0	1.1	0.0
Parts for hydraulic & pneumatic fluid power cylinders & actuators, incl accumulators & cushions.....		333995-8	13.5	0.9	0.0	1.7	1.3	0.0
Secondary products and miscellaneous receipts.....		333995-SM						
Fluid power pump and motor mfg.....	333996		9.3	1.5	0.2	0.2	2.4	0.6
Primary products.....		333996-P	8.5	0.5	0.2	0.3	2.6	0.6
Nonaerospace-type reciprocating fluid power pumps.....		333996-1	9.7	1.0	0.2	0.4	2.3	0.5
Nonaerospace-type fluid power motors.....		333996-5	8.8	0.3	0.5	0.6	2.8	0.8
Parts for fluid power pumps, motors, and hydrostatic transmissions.....		333996-9	18.3	0.1	0.0	0.0	6.9	0.0
Secondary products and miscellaneous receipts.....		333996-SM						
Miscellaneous receipts.....		333996-M	10.8	0.0	0.0	0.0	2.7	1.0
Scale and balance mfg.....	333997		14.3	0.7	0.5	0.1	1.0	1.7
Primary products.....		333997-P	14.8	0.8	0.5	0.1	1.1	1.8
Retail, commercial, household, and mailing scales and balances.....		333997-4	7.7	0.0	0.0	0.0	0.0	0.6
Parts, attachments, and accessories for scales and balances.....		333997-6	21.6	2.1	0.2	0.2	0.3	3.9
Vehicle and industrial scales.....		333997-7	13.2	0.2	1.0	0.1	1.9	1.0
Motor truck and railroad track scales.....		333997-71	13.1	0.5	1.7	0.0	2.9	1.0
Industrial scales (including automatic checkweigher and bulkweigher scales).....		333997-72	16.3	0.0	0.7	0.4	1.8	1.4
Miscellaneous non-vehicle scales (crane, susp, tank, hopper, meas. devices, lab, bulk conveyor).....		333997-73	8.7	0.0	0.0	0.0	0.0	0.2
Secondary products and miscellaneous receipts.....		333997-SM						
Miscellaneous receipts.....		333997-M	9.5	0.0	0.0	0.0	0.0	0.1
All other miscellaneous general purpose machinery mfg.....	333999		7.3	0.4	0.2	0.9	1.5	0.1
Primary products.....		333999-P	7.2	0.4	0.3	0.8	1.8	0.1
Filters and strainers, except fluid power.....		333999-1	11.3	0.1	0.5	1.5	2.9	0.5
Industrial filters and strainers and reusable media, except fluid power.....		333999-11	10.8	0.0	0.4	1.9	2.8	0.4
Nonreusable media for filters and strainers, except fluid power.....		333999-12	17.8	0.0	1.3	0.0	3.7	0.7
Parts and accessories for filters and strainers, except fluid power.....		333999-13	5.4	2.4	1.1	-2.5	2.2	1.0
All other miscellaneous general industrial machinery.....		333999-7	5.5	0.6	0.2	0.7	1.5	-0.1
Secondary products and miscellaneous receipts.....		333999-SM						
Miscellaneous receipts.....		333999-M	8.9	1.0	0.0	1.2	0.0	0.5
Secondary products.....		333999-S	5.4	0.4	-0.2	0.4	0.7	0.6
Computer & electronic product mfg.....	334		5.0	0.3	0.2	0.3	1.5	0.8

See footnotes at end of table.

Table 12. Producer price index percentage changes for the net output of selected industries and their products, not seasonally adjusted — Continued
[February 2022]

Title ¹	Industry code	Product code	Unadjusted 12-month percent change ²	Unadjusted 1-month percent change ²				
				Feb. 2021 to Feb. 2022 ^P	Sept. to Oct.	Oct. to Nov. ^P	Nov. to Dec. ^P	Dec. to Jan. ^P
Computer & peripheral equipment mfg.	3341		6.0	0.5	0.3	0.5	2.1	1.4
Computer & peripheral equipment mfg.	33411		6.0	0.5	0.3	0.5	2.1	1.4
Electronic computer manufacturing.	334111		11.6	1.7	1.1	1.8	0.6	4.8
Primary products.		334111-P	14.2	2.3	1.5	2.4	0.8	5.0
Host computers, multiusers (mainframes, medium-scale systems, UNIX and PC servers).		334111-5	18.5	3.0	2.3	3.4	1.0	7.0
Single user computers, microprocessor based, general purpose.		334111-7	3.6	0.5	-0.4	0.1	0.1	-0.4
Portable computers, laptops, tablets and other single user computers.		334111-72	-1.6	-0.3	0.0	-1.4	0.3	1.7
Personal computers and workstations (excluding portable computers).		334111-73	4.0	0.6	-0.4	0.3	0.1	-0.6
Secondary products and miscellaneous receipts.		334111-SM						
Computer storage device mfg.	334112		3.2	0.0	0.0	0.0	0.3	0.0
Primary products.		334112-P	3.4	0.0	0.0	0.0	0.3	0.0
Computer storage devices (except parts, attachments and accessories).		334112-1	3.6	0.0	0.0	0.0	0.4	0.0
Secondary products and miscellaneous receipts.		334112-SM						
Computer terminal and other computer peripheral equipment mfg.	334118		4.2	0.0	0.0	0.0	4.5	0.1
Primary products.		334118-P	4.0	0.0	0.0	0.0	5.3	0.2
Other computer peripheral equipment and point of sale terminals.		334118-B	3.9	0.0	0.0	0.0	5.3	0.2
POS terminals, fund-transfer devices, and all other miscellaneous computer peripheral equipment.		334118-B1	0.2	0.0	0.0	-0.1	2.2	0.3
Secondary products and miscellaneous receipts.		334118-SM						
Communications equipment mfg.	3342		5.2	0.7	0.4	0.2	0.7	2.3
Telephone apparatus mfg.	33421		13.2	0.1	1.2	-0.7	0.8	11.5
Telephone apparatus mfg.	334210		13.2	0.1	1.2	-0.7	0.8	11.5
Primary products.		334210-P	15.9	0.1	1.6	-0.9	1.0	13.9
Telephone switching and switchboard equipment.		334210-1	-	0.0	0.0	0.0	0.0	-
Wireline voice and data network equipment.		334210-7	19.0	0.1	1.9	-1.1	1.2	16.7
Secondary products and miscellaneous receipts.		334210-SM						
Radio/TV broadcast & wireless comm equip mfg.	33422		2.0	0.4	-0.1	0.1	0.8	0.1
Broadcast and wireless communications equipment mfg.	334220		2.0	0.4	-0.1	0.1	0.8	0.1
Primary products.		334220-P	2.3	0.5	-0.1	0.2	0.7	0.1
Broadcast, studio, and related electronic equipment.		334220-2	5.1	0.1	0.6	0.0	3.2	0.1
Other broadcast and wireless communications systems and equipment.		334220-9	3.8	1.1	-0.4	0.4	0.7	0.1
Secondary products and miscellaneous receipts.		334220-SM						
Other communications equipment mfg.	33429		10.2	2.9	1.2	1.5	0.1	0.3
Other communications equipment mfg.	334290		10.2	2.9	1.2	1.5	0.1	0.3
Primary products.		334290-P	10.3	2.7	1.3	1.3	0.1	0.3
Alarm systems, including electric sirens and horns.		334290-1	-	-0.5	0.0	0.0	0.0	-
Intercommunications systems, incl inductive paging systems, excl telephone & telegraph.		334290-3	11.9	1.3	4.9	0.9	-0.1	2.1
Secondary products and miscellaneous receipts.		334290-SM						
Miscellaneous receipts.		334290-M1	10.7	5.4	0.0	4.2	0.0	0.0
Secondary products.		334290-S	-	0.6	0.0	0.0	0.3	-
Audio & video equipment mfg.	3343		11.6	1.0	1.0	0.1	1.4	0.9
Audio and video equipment mfg.	33431		11.6	1.0	1.0	0.1	1.4	0.9
Audio and video equipment mfg.	334310		11.7	1.0	1.0	0.1	1.4	0.9
Primary products.		334310-P	11.9	1.2	1.1	0.1	1.6	1.0
Speakers and commercial sound equipment.		334310-4	14.6	1.4	1.5	0.2	2.3	1.7
Other consumer audio and video equipment.		334310-5	7.2	0.5	0.6	0.0	0.0	0.0
Secondary products and miscellaneous receipts.		334310-SM						
Miscellaneous receipts.		334310-M	-	1.3	0.0	0.0	0.6	0.0
Semiconductor and other electronic component mfg.	3344		4.0	0.1	0.4	0.3	1.7	0.0
Semiconductor and other electronic component mfg.	33441		3.8	0.1	0.4	0.3	1.7	0.0
Bare printed circuit board mfg.	334412		3.2	0.0	0.0	0.0	0.0	0.0
Primary products.		334412-P	3.2	0.0	0.0	0.0	0.0	0.0
Bare printed circuit boards.		334412-0	3.3	0.0	0.0	0.0	0.0	0.0
Semiconductors and related device mfg.	334413		1.0	-0.7	0.7	0.3	0.8	-0.1
Primary products.		334413-P	0.7	-0.7	0.8	0.3	0.5	-0.1
Other semiconductor devices, including parts such as chips, wafers, and heat sinks.		334413-A	2.6	0.6	0.0	0.0	0.0	0.2

See footnotes at end of table.

Table 12. Producer price index percentage changes for the net output of selected industries and their products, not seasonally adjusted — Continued
 [February 2022]

Title ¹	Industry code	Product code	Unadjusted 12-month percent change ²	Unadjusted 1-month percent change ²				
				Feb. 2021 to Feb. 2022 ^P	Sept. to Oct.	Oct. to Nov. ^P	Nov. to Dec. ^P	Dec. to Jan. ^P
Semiconductors and related device mfg - Continued								
Integrated microcircuits, incl semiconductor networks, microprocessors, & MOS memories.....		334413-1	0.0	-1.3	1.1	0.5	0.7	-0.2
Secondary products and miscellaneous receipts.....		334413-SM						
Electronic connector mfg.....	334417		4.8	1.9	0.6	0.3	0.7	0.0
Primary products.....		334417-P	4.5	1.9	0.7	0.3	0.7	0.0
Electronic connectors, including parts.....		334417-0	4.5	1.9	0.7	0.3	0.7	0.0
Secondary products and miscellaneous receipts.....		334417-SM						
Secondary products.....		334417-S1	—	-0.2	0.0	0.0	2.5	—
Printed circuit assembly mfg.....	334418		7.2	0.5	0.1	0.1	6.1	0.0
Primary products.....		334418-P	7.8	0.5	0.1	0.1	6.6	0.0
Printed circuit assemblies, loaded boards, modules, and consumer external modems.....		334418-9	7.9	0.5	0.1	0.1	6.6	0.0
Secondary products and miscellaneous receipts.....		334418-SM						
Secondary products.....		334418-S1	—	-0.1	0.0	0.0	—	—
Other electronic component mfg.....	334419		7.3	1.2	0.1	0.5	0.1	0.1
Primary products.....		334419-P	6.5	1.3	0.1	0.6	0.1	0.1
Other electronic components.....		334419-0	6.5	1.3	0.1	0.6	0.1	0.1
Secondary products and miscellaneous receipts.....		334419-SM						
Secondary products.....		334419-S	1.9	0.1	0.0	0.2	0.7	0.0
Capacitor, resistor, coil, transformer, and other inductor mfg.....	33441K		6.0	0.4	0.2	0.5	0.3	0.0
Primary products.....		33441K-P	6.2	0.4	0.3	0.5	0.3	0.0
Capacitors for electronic circuitry.....		33441K-4	—	—	—	—	—	—
Resistors for electronic circuitry.....		33441K-5	—	0.0	2.9	0.6	0.0	—
Electronic coils, transformers, and other inductors.....		33441K-6	7.4	0.9	0.0	0.8	0.6	0.0
Secondary products and miscellaneous receipts.....		33441K-SM						
Miscellaneous receipts.....		33441K-M	—	0.0	0.0	1.9	0.0	—
Secondary products.....		33441K-S1	—	1.3	-0.2	0.8	0.9	—
Nav/measuring/medical/control instruments mfg.....	3345		4.9	0.2	0.1	0.4	1.5	0.7
Nav/measuring/medical/control instruments mfg.....	33451		4.9	0.2	0.1	0.4	1.5	0.7
Electromedical apparatus mfg.....	334510		0.6	0.0	0.0	0.0	0.4	0.1
Primary products.....		334510-P	0.4	0.0	0.0	0.0	0.4	0.1
Electromedical equipment, excluding ionizing radiation equipment.....		334510-2	0.4	0.0	0.0	0.0	0.4	0.1
Secondary products and miscellaneous receipts.....		334510-SM						
Miscellaneous receipts.....		334510-M	0.9	0.0	0.0	0.0	0.9	0.0
Search, detection, and navigation instruments.....	334511		6.5	0.0	0.0	0.4	2.2	-0.2
Primary products.....		334511-P	6.6	0.0	0.0	0.2	2.4	-0.3
Aeronautical, nautical & navigational instruments, not sending or receiving radio signals.....		334511-1	8.4	-0.1	0.5	3.1	4.2	0.5
Search, detection, navigation, and guidance systems and equipment.....		334511-3	—	—	0.0	0.0	2.2	-0.4
Secondary products and miscellaneous receipts.....		334511-SM						
Secondary products.....		334511-S	—	—	0.0	0.0	0.7	-0.1
Automatic environmental control mfg.....	334512		10.2	2.3	0.0	3.2	0.4	-0.4
Primary products.....		334512-P	7.9	2.7	0.0	0.6	0.5	-0.5
Automatic environmental controls for monitoring residential, commercial, and appliance use.....		334512-0	7.8	2.7	0.0	0.6	0.5	-0.5
Secondary products and miscellaneous receipts.....		334512-SM						
Miscellaneous receipts.....		334512-M	9.4	0.0	0.0	4.4	0.1	0.0
Industrial process variable instruments.....	334513		4.8	0.6	0.1	0.1	2.3	-0.1
Primary products.....		334513-P	4.2	0.7	0.1	0.1	2.0	-0.2
Process control instruments.....		334513-0	4.2	0.7	0.1	0.1	2.0	-0.2
Secondary products and miscellaneous receipts.....		334513-SM						
Miscellaneous receipts.....		334513-M	13.4	0.0	0.0	0.0	6.7	0.0
Secondary products.....		334513-S	4.9	—	—	—	—	—
Totalizing fluid meters and counting devices.....	334514		5.9	0.0	1.2	2.1	-1.3	0.0
Primary products.....		334514-P	6.1	0.0	1.2	2.2	-1.6	0.0
Integrating and totalizing meters for gas and liquids.....		334514-1	5.6	0.0	0.0	0.0	0.0	0.0
Counting devices, excluding motor vehicle instruments.....		334514-3	5.2	0.0	0.0	7.2	-4.8	0.0
Motor vehicle instruments.....		334514-7	8.2	0.0	5.1	0.0	0.0	0.0
Secondary products and miscellaneous receipts.....		334514-SM						
Electricity and signal testing instruments mfg.....	334515		3.1	0.3	0.0	0.0	1.9	0.5
Primary products.....		334515-P	3.4	0.3	0.0	0.0	2.1	0.5

See footnotes at end of table.

Table 12. Producer price index percentage changes for the net output of selected industries and their products, not seasonally adjusted — Continued
[February 2022]

Title ¹	Industry code	Product code	Unadjusted 12-month percent change ²	Unadjusted 1-month percent change ²				
				Feb. 2021 to Feb. 2022 ^P	Sept. to Oct.	Oct. to Nov. ^P	Nov. to Dec. ^P	Dec. to Jan. ^P
Electricity and signal testing instruments mfg - Continued								
Test equipment for testing electrical, radio, and communication circuits, and motors.....		334515-4	2.2	0.5	0.0	0.0	0.3	0.7
Secondary products and miscellaneous receipts.....		334515-SM						
Analytical laboratory instrument mfg.....	334516		6.0	0.6	0.1	-0.1	1.0	3.8
Primary products.....		334516-P	6.4	0.5	0.1	-0.1	1.2	4.4
Analytical and scientific instruments, excluding optical.....		334516-0	6.4	0.5	0.1	-0.1	1.2	4.4
Secondary products and miscellaneous receipts.....		334516-SM						
Miscellaneous receipts.....		334516-M1	—	—	0.0	0.0	0.0	0.0
Secondary products.....		334516-S	—	—	0.0	0.0	—	—
Irradiation apparatus mfg.....	334517		1.5	0.0	0.0	0.0	0.0	2.2
Primary products.....		334517-P	1.4	0.0	0.0	0.0	0.0	2.2
Irradiation (ionizing radiation) equipment.....		334517-0	1.4	0.0	0.0	0.0	0.0	2.2
Secondary products and miscellaneous receipts.....		334517-SM						
Other measuring and controlling device mfg.....	334519		7.5	0.1	0.1	0.7	3.2	2.5
Primary products.....		334519-P	7.3	0.1	0.1	0.6	3.0	2.8
Physical properties testing & inspection equipment and kinematic testing & measuring equipment.....		334519-4	11.7	0.1	0.0	0.0	4.3	6.8
Nuclear radiation detection and monitoring instruments.....		334519-5	9.4	0.6	0.0	3.8	3.4	0.0
Commercial, geophysical, meteorological, and general-purpose instruments and equipment.....		334519-7	4.8	0.3	0.4	0.4	2.9	0.4
Watches, clocks, and parts.....		334519-8	—	0.0	0.0	0.0	—	—
Secondary products and miscellaneous receipts.....		334519-SM						
Miscellaneous receipts.....		334519-M	9.4	0.0	0.0	1.9	2.5	0.1
Manufacturing and reproducing magnetic and optical media.....	3346		16.8	-0.1	0.0	0.0	5.0	2.8
Manufacturing and reproducing magnetic and optical media.....	33461		16.8	-0.1	0.0	0.0	5.0	2.8
Manufacturing and reproducing magnetic and optical media.....	334610		16.8	-0.1	0.0	0.0	5.0	2.8
Primary products.....		334610-P	17.3	-0.1	0.0	0.0	5.0	2.9
Secondary products and miscellaneous receipts.....		334610-SM						
Electrical equipment and appliance mfg.....	335		17.3	1.4	1.3	0.7	1.7	1.1
Electric lighting equipment mfg.....	3351		8.3	0.4	0.4	0.7	0.7	0.3
Electric lamp bulb & part mfg.....	33511		2.9	0.6	0.0	0.0	0.4	0.0
Electric lamp bulb and part mfg.....	335110		2.9	0.6	0.0	0.0	0.4	0.0
Primary products.....		335110-P	3.5	0.8	0.0	0.0	0.5	0.0
Electric lamp bulb, tubes, and components.....		335110-0	3.5	0.8	0.0	0.0	0.5	0.0
Secondary products and miscellaneous receipts.....		335110-SM						
Miscellaneous receipts.....		335110-M	1.3	0.0	0.0	0.0	0.0	0.0
Lighting fixture mfg.....	33512		8.9	0.4	0.4	0.7	0.7	0.3
Residential electric lighting fixture mfg.....	335121		6.4	0.9	0.8	1.6	-1.6	0.4
Primary products.....		335121-P	8.1	1.1	0.8	1.9	-1.9	0.4
Residential-type electric lighting fixtures (except portable), including parts and accessories.....		335121-1	8.9	2.2	0.3	3.6	-3.5	0.8
Residential-type portable lighting fixtures, including parts and accessories.....		335121-4	7.1	0.0	1.4	0.1	0.0	0.0
Secondary products and miscellaneous receipts.....		335121-SM						
Secondary products.....		335121-S	5.8	0.0	2.2	0.0	0.0	0.0
Nonresidential electric lighting fixture mfg.....	335122		11.9	0.5	0.7	0.2	0.2	0.5
Primary products.....		335122-P	10.8	0.6	0.8	0.2	0.3	0.6
Commercial and institutional-type electric lighting fixtures, including parts and accessories.....		335122-1	10.0	0.7	0.6	0.0	0.2	0.1
Industrial-type electric lighting fixtures, including parts and accessories.....		335122-5	13.9	0.1	1.3	0.9	0.6	2.4
Secondary products and miscellaneous receipts.....		335122-SM						
Secondary products.....		335122-S	41.4	0.0	0.0	0.0	-1.3	0.3
Other lighting equipment mfg.....	335129		6.0	0.1	0.0	1.1	2.3	0.0
Primary products.....		335129-P	6.8	0.1	0.0	1.1	2.7	0.0
Outdoor lighting equipment (including parts and accessories).....		335129-1	11.5	0.2	0.0	1.9	4.5	0.0
Secondary products and miscellaneous receipts.....		335129-SM						
Secondary products.....		335129-S	2.4	0.0	0.0	1.3	0.1	0.1
Household appliance mfg.....	3352		12.3	0.7	0.2	1.3	1.3	0.5
Small electrical appliance mfg.....	33521		7.5	3.4	0.7	0.0	0.1	0.5
Small electrical appliance mfg.....	335210		7.5	3.4	0.7	0.0	0.1	0.5
Primary products.....		335210-P	7.3	3.1	0.8	0.0	0.1	0.5

See footnotes at end of table.

Table 12. Producer price index percentage changes for the net output of selected industries and their products, not seasonally adjusted — Continued
 [February 2022]

Title ¹	Industry code	Product code	Unadjusted 12-month percent change ²	Unadjusted 1-month percent change ²				
				Feb. 2021 to Feb. 2022 ^P	Sept. to Oct.	Oct. to Nov. ^P	Nov. to Dec. ^P	Dec. to Jan. ^P
Small electrical appliance mfg - Continued								
Parts and attachments for small electric household appliances, including fan parts.....		335210-5	12.9	0.0	0.0	0.0	1.0	0.0
Household vacuum cleaners and other floor care machines (including parts and attachments).....		335210-6	—	5.5	0.6	0.0	0.0	1.5
Other small electric household appliances, including fans.....		335210-7	—	2.2	1.0	0.0	0.2	0.0
Secondary products and miscellaneous receipts.....		335210-SM						
Secondary products.....		335210-S	—	0.6	2.1	2.0	0.3	0.6
Major household appliance mfg.....	33522		13.2	0.1	0.1	1.5	1.5	0.5
Major household appliance mfg.....	335220		13.2	0.1	0.1	1.5	1.5	0.5
Primary products.....		335220-P	13.0	0.1	0.1	1.5	1.4	0.5
Household cooking appliances.....		335220-1	13.9	0.0	-0.3	1.7	2.2	2.0
Electric household ranges, ovens (including microwave), surface cooking units, and equipment.....		335220-11	17.6	-0.4	-1.7	2.7	3.3	1.6
Gas household ranges, ovens, surface cooking units, and equipment (incl. parts and accessories).....		335220-13	9.8	0.8	0.9	1.4	-1.3	5.1
Other household ranges and cooking equipment, including outdoor equipment.....		335220-15	7.7	-0.1	3.1	-1.2	3.4	-1.1
Household refrigerators and home freezers.....		335220-2	5.9	-0.1	0.2	1.0	1.9	-0.2
Household refrigerators, including combination refrigerator-freezers.....		335220-21	5.6	-0.1	0.1	1.2	2.1	-0.3
Other major household appliances.....		335220-8	19.8	0.5	0.3	2.3	0.8	-0.8
Household water heaters, electric, for permanent installation.....		335220-81	31.6	0.0	0.0	3.8	0.0	0.0
Household water heaters, excluding electric.....		335220-83	27.6	0.0	0.0	2.4	0.0	0.0
Secondary products and miscellaneous receipts.....		335220-SM						
Miscellaneous receipts.....		335220-M	20.7	0.0	2.1	2.1	5.0	0.0
Electrical equipment mfg.....	3353		17.2	0.6	1.7	1.1	2.7	2.5
Electrical equipment mfg.....	33531		17.2	0.6	1.7	1.1	2.7	2.5
Electric power and specialty transformer mfg.....	335311		36.2	2.7	5.0	2.1	2.5	0.5
Primary products.....		335311-P	34.9	3.0	5.5	2.0	0.6	0.5
Power and distribution transformers, except parts.....		335311-1	33.5	2.4	5.7	4.5	-0.2	0.5
Secondary products and miscellaneous receipts.....		335311-SM						
Motor and generator mfg.....	335312		15.0	0.9	2.3	0.1	3.4	2.6
Primary products.....		335312-P	16.6	1.2	2.6	0.1	3.5	3.0
Parts, supplies for motors, generators, generator sets, and other rotating equipment.....		335312-C	13.0	0.0	3.9	0.0	1.8	2.9
Other motors and generators n.e.c.....		335312-F	8.4	3.3	-0.7	0.0	2.8	0.4
Fractional horsepower motors (rated at less than 746 watts) (except hermetics).....		335312-1	7.6	-2.0	1.6	0.5	1.2	1.7
Integral horsepower motors & generators other than for land transport equipment (exc hermetics).....		335312-3	38.7	0.4	8.3	0.1	6.5	7.5
Secondary products and miscellaneous receipts.....		335312-SM						
Miscellaneous receipts.....		335312-M	0.8	0.1	0.0	0.0	0.7	0.0
Secondary products.....		335312-S	5.3	-2.5	0.0	0.0	3.4	0.0
Switchgear and switchboard apparatus mfg.....	335313		16.2	0.2	0.4	0.9	0.7	5.6
Primary products.....		335313-P	17.9	0.2	0.4	1.0	0.8	5.9
Switchgear, excluding ducts and relays.....		335313-A	23.0	0.4	0.9	1.7	0.2	6.3
Low voltage panelboards and distribution boards, 1000 volts or less.....		335313-3	10.5	0.1	0.0	0.0	1.8	6.3
Secondary products and miscellaneous receipts.....		335313-SM						
Relay and industrial control mfg.....	335314		9.8	-0.7	0.3	2.0	4.4	0.2
Primary products.....		335314-P	10.3	-0.8	0.2	2.4	4.8	0.1
Specific-purpose industrial controls.....		335314-C	—	0.0	0.6	3.1	0.2	0.0
General-purpose industrial controls.....		335314-F	13.9	-1.5	0.0	2.7	8.3	0.0
Relays for electronic circuitry, industrial control overload and switchgear type.....		335314-1	2.9	0.0	0.0	0.0	1.8	0.0
Parts for industrial controls and motor-control accessories.....		335314-7	8.6	0.0	0.6	0.9	1.2	1.3
Secondary products and miscellaneous receipts.....		335314-SM						
Miscellaneous receipts.....		335314-M	5.6	0.0	0.8	0.0	2.0	0.0
Other electrical equipment & component mfg.....	3359		21.5	2.4	1.5	0.2	1.4	0.4
Battery mfg.....	33591		10.3	1.7	1.2	0.6	2.1	0.2
Storage battery mfg.....	335911		13.0	2.9	0.7	1.1	2.2	0.3
Primary products.....		335911-P	13.2	3.0	0.8	1.2	2.3	0.3
Storage batteries, lead acid type, BCI dimensional size group 8D or smaller.....		335911-1	13.0	4.5	0.1	0.4	3.7	0.0
Storage batteries, lead acid type, larger than BCI dimensional size group 8D.....		335911-4	16.7	0.0	0.0	4.4	0.9	0.0
Storage batteries (excluding lead acid).....		335911-8	9.7	0.0	7.4	0.0	-3.7	3.2
Secondary products and miscellaneous receipts.....		335911-SM						
Secondary products.....		335911-S	13.7	0.0	1.8	1.8	1.4	3.7

See footnotes at end of table.

Table 12. Producer price index percentage changes for the net output of selected industries and their products, not seasonally adjusted — Continued
 [February 2022]

Title ¹	Industry code	Product code	Unadjusted 12-month percent change ²	Unadjusted 1-month percent change ²				
				Feb. 2021 to Feb. 2022 ^P	Sept. to Oct.	Oct. to Nov. ^P	Nov. to Dec. ^P	Dec. to Jan. ^P
Primary battery mfg.	335912		6.3	-0.1	1.8	-0.1	2.1	0.0
Primary products.		335912-P	6.3	-0.1	1.8	-0.1	2.1	0.0
Primary batteries.		335912-0	6.3	-0.1	1.8	-0.1	2.1	0.0
Communication & energy wire & cable mfg.	33592		29.6	4.4	0.9	-1.5	0.4	0.7
Fiber optic cable mfg.	335921		4.3	0.0	0.3	0.6	0.0	0.0
Primary products.		335921-P	4.4	0.0	0.3	0.7	0.0	0.0
Fiber optic cable, made from purchased fiber optic strand.		335921-0	4.4	0.0	0.3	0.7	0.0	0.0
Secondary products and miscellaneous receipts.		335921-SM						
Other communication and energy wire mfg.	335929		33.5	5.0	0.9	-1.7	0.5	0.8
Primary products.		335929-P	36.4	5.2	1.0	-1.9	0.2	0.8
Electronic wire and cable, made of nonferrous metals (purchased wire).		335929-A	10.4	-1.5	3.9	-4.6	0.7	0.1
Other insulated wire & cable, incl control & signal, made of nonferrous metals (purchased wire).		335929-F	16.8	1.3	-1.6	-0.4	0.6	4.0
Power wire and cable, made from nonferrous metals (purchased wire).		335929-1	43.5	12.2	2.2	-0.3	-2.7	-0.2
Secondary products and miscellaneous receipts.		335929-SM						
Wiring device mfg.	33593		28.0	1.6	1.3	1.8	2.0	1.3
Current-carrying wiring device mfg.	335931		10.8	0.6	0.5	0.9	0.8	0.5
Primary products.		335931-P	11.4	0.3	0.5	1.1	0.9	0.5
Current-carrying wiring devices n.e.c.		335931-A	14.3	1.2	1.0	3.6	2.2	0.1
Current-carrying switches for electrical circuitry (including vehicular switches).		335931-1	9.8	-0.4	0.0	0.0	0.2	0.7
Current-carrying wire connectors for electrical circuitry.		335931-9	10.5	0.4	0.8	-0.1	0.3	0.8
Secondary products and miscellaneous receipts.		335931-SM						
Secondary products.		335931-S	9.2	1.0	0.2	0.0	-0.3	0.4
Noncurrent-carrying wiring device mfg.	335932		45.1	2.5	2.0	2.6	2.9	2.0
Primary products.		335932-P	50.0	2.9	2.3	2.7	3.4	1.3
Noncurrent-carrying electrical conduit and conduit fittings, incl. plastic conduit & fittings.		335932-4	76.0	4.8	4.2	2.6	2.9	2.4
Other noncurrent-carrying wiring devices and supplies (boxes, covers, bar hangers, etc.).		335932-6	-	2.1	0.9	0.1	-	-
Secondary products and miscellaneous receipts.		335932-SM						
All other electrical equipment & component mfg.	33599		16.3	1.3	2.8	0.1	1.5	-0.6
Carbon and graphite product mfg.	335991		8.6	0.0	0.6	0.0	1.0	1.6
Primary products.		335991-P	9.3	0.0	0.6	0.0	1.1	1.7
Carbon and graphite products, including electrodes for electric arc furnaces.		335991-0	9.3	0.0	0.6	0.0	1.1	1.7
Secondary products and miscellaneous receipts.		335991-SM						
Miscellaneous receipts.		335991-M	-	0.0	0.0	0.0	-	-
Miscellaneous electrical equipment mfg.	335999		18.7	1.7	3.5	0.2	1.6	-1.2
Primary products.		335999-P	18.2	1.9	3.9	0.2	1.8	-1.3
Rectifying apparatus.		335999-3	11.4	0.4	0.0	0.0	0.0	0.0
All miscellaneous electrical equipment except rectifying apparatus.		335999-4	19.9	2.3	4.8	0.2	2.3	-1.6
Secondary products and miscellaneous receipts.		335999-SM						
Secondary products.		335999-S	-	0.0	0.0	0.0	0.0	0.0
Transportation equipment manufacturing.	336		4.4	0.7	0.3	0.3	0.6	0.5
Motor vehicle manufacturing.	3361		3.0	0.8	0.1	0.1	0.1	0.4
Automobile and light truck manufacturing.	33611		3.2	0.9	0.1	0.1	0.1	0.5
Automobile, light truck and utility vehicle mfg.	336110		3.2	0.9	0.1	0.1	0.1	0.5
Primary products.		336110-P	3.1	0.8	0.1	0.0	0.1	0.4
Passenger cars and chassis.		336110-1	2.4	0.9	0.3	-0.2	-0.1	0.3
Trucks, truck tractors, & bus chassis 14,000 lb or less, incl. minivans & suvs.		336110-2	3.6	0.7	0.0	0.1	0.3	0.5
Secondary products and miscellaneous receipts.		336110-SM						
Heavy duty truck manufacturing.	33612		1.3	0.0	0.1	0.0	0.5	0.0
Heavy duty truck mfg.	336120		1.4	0.0	0.1	0.0	0.5	0.0
Primary products.		336120-P	1.4	0.0	0.1	0.0	0.6	0.0
Trucks, truck tractors, and bus chassis (chassis of own manufacture) 14,001 to 33,000 lbs.		336120-1	1.4	0.3	0.7	0.0	0.0	0.3
Buses, including military and firefighting vehicles (chassis of own manufacture).		336120-3	4.8	0.0	0.0	0.0	2.9	0.0
Secondary products and miscellaneous receipts.		336120-SM						
Motor vehicle body and trailer manufacturing.	3362		22.9	3.9	1.3	1.2	3.4	2.2
Motor vehicle body and trailer manufacturing.	33621		22.9	3.9	1.3	1.2	3.4	2.2
Motor vehicle body mfg.	336211		11.2	1.0	0.1	0.3	3.0	1.3

See footnotes at end of table.

Table 12. Producer price index percentage changes for the net output of selected industries and their products, not seasonally adjusted — Continued
 [February 2022]

Title ¹	Industry code	Product code	Unadjusted 12-month percent change ²	Unadjusted 1-month percent change ²				
				Feb. 2021 to Feb. 2022 ^P	Sept. to Oct.	Oct. to Nov. ^P	Nov. to Dec. ^P	Dec. to Jan. ^P
Motor vehicle body mfg - Continued								
Primary products.....		336211-P	11.6	1.1	0.1	0.3	3.3	1.3
Other truck and vehicle bodies, sold separately.....		336211-5	11.6	1.0	0.2	0.2	1.6	0.6
Dump truck bodies, for sale separately.....		336211-5A	33.9	0.1	1.5	0.0	0.0	0.0
All other truck and vehicle bodies, sold separately.....		336211-5B	7.8	0.4	0.0	0.0	2.3	0.0
Buses and firefighting vehicles, complete, produced on purchased chassis.....		336211-7	1.2	0.0	0.0	0.0	0.0	0.2
Other trucks and vehicles, complete, produced on purchased chassis.....		336211-9	11.8	1.5	0.1	0.8	2.7	2.8
Other trucks and vehicles, complete, produced on purchased chassis, except upfitting trucks.....		336211-91	13.0	1.9	0.1	1.0	3.4	3.4
Upfitting trucks, complete, produced on purchased chassis.....		336211-99	7.2	0.0	0.0	0.0	0.0	0.4
Secondary products and miscellaneous receipts.....		336211-SM						
Secondary products.....		336211-S	13.0	1.2	0.0	0.1	0.3	4.0
Truck trailer mfg.....	336212		39.4	9.1	1.3	1.7	5.2	6.1
Primary products.....		336212-P	40.2	9.4	1.2	1.7	5.3	6.3
Truck trailers and chassis, axle rating 10,000 lbs or more.....		336212-1	39.7	10.5	0.6	1.7	5.5	6.3
Truck trailers and chassis, axle rating less than 10,000 lbs.....		336212-3	—	1.9	5.5	2.1	4.0	—
Secondary products and miscellaneous receipts.....		336212-SM						
Secondary products.....		336212-S1	—	—	—	—	7.7	—
Motor home mfg.....	336213		3.4	0.1	0.0	1.8	0.2	0.0
Primary products.....		336213-P	3.1	0.1	0.0	1.6	0.2	0.0
Motor homes built on purchased chassis.....		336213-0	3.0	0.1	0.0	1.6	0.2	0.0
Secondary products and miscellaneous receipts.....		336213-SM1						
Travel trailer and camper mfg.....	336214		25.6	3.3	2.6	1.6	2.7	0.1
Primary products.....		336214-P	25.3	3.2	2.8	1.5	2.5	0.1
Travel trailers.....		336214-1	—	3.9	3.0	0.7	3.0	—
Conventional travel trailers.....		336214-19	27.5	3.3	3.4	0.1	3.1	0.0
Automobile and light truck trailers.....		336214-3	28.5	2.4	2.2	4.6	3.3	0.3
Camping trailers, campers, pick-up covers, and parts.....		336214-5	14.1	2.0	2.9	0.6	0.0	0.0
Other parts and components, excluding appliances and furnishings.....		336214-53	15.9	1.4	4.0	0.0	0.0	0.0
Truck campers, caps, box covers, and fold-down camping trailers.....		336214-56	—	3.1	1.2	1.6	0.0	—
Secondary products and miscellaneous receipts.....		336214-SM						
Secondary products.....		336214-S	9.3	0.9	0.7	0.3	1.2	0.3
Motor vehicle parts manufacturing.....	3363		5.3	0.5	0.7	0.2	0.7	0.2
Motor vehicle gasoline engine and parts mfg.....	33631		3.8	0.2	0.2	0.2	0.7	0.1
Motor vehicle gasoline engine and engine parts mfg.....	336310		3.8	0.2	0.2	0.2	0.7	0.1
Primary products.....		336310-P	3.6	0.2	0.2	0.2	0.8	0.0
Gasoline engines and engine parts (excluding carburetors).....		336310-2	3.3	0.2	0.2	0.1	0.9	-0.2
Carburetors, pistons, piston rings, and valves.....		336310-3	7.4	0.5	0.1	0.9	0.4	3.1
Secondary products and miscellaneous receipts.....		336310-SM						
Miscellaneous receipts.....		336310-M1	3.0	0.1	0.0	1.5	0.1	0.0
Secondary products.....		336310-S	5.7	0.1	0.5	0.3	0.2	0.9
Motor vehicle electric equipment.....	33632		7.5	0.2	3.3	0.9	0.4	0.1
Motor vehicle electrical and electronic equipment mfg.....	336320		7.5	0.2	3.3	0.9	0.4	0.1
Primary products.....		336320-P	7.5	0.3	3.7	1.0	0.2	0.0
Vehicular lighting equipment.....		336320-1	1.5	0.7	-0.1	0.2	0.5	0.6
Other motor vehicle electrical and electronic equipment.....		336320-2	9.0	0.2	4.5	1.1	0.2	-0.1
Ignition harness and cable sets.....		336320-21	—	0.0	—	—	—	—
Battery charging alternators, generators, and regulators.....		336320-23	4.8	0.1	0.5	0.3	0.0	0.1
Parts for engine electrical and electronic equipment.....		336320-2A	1.9	1.1	0.0	0.0	0.0	0.4
All other miscellaneous non-engine electrical and electronic equipment.....		336320-2D	13.0	0.1	9.9	2.2	-0.6	-0.3
All other miscellaneous complete engine electrical equipment, including spark plugs.....		336320-2U	6.5	0.6	0.0	0.6	2.6	-0.1
Secondary products and miscellaneous receipts.....		336320-SM						
Miscellaneous receipts.....		336320-M	4.1	0.2	0.0	0.0	1.0	0.2
Secondary products.....		336320-S	7.8	0.0	0.5	0.3	1.6	2.0
Motor vehicle steering and suspension parts.....	33633		10.1	2.1	0.0	0.0	2.1	0.0
Motor vehicle steering and suspension components (except spring) manufacturing.....	336330		10.1	2.1	0.0	0.0	2.1	0.0
Primary products.....		336330-P	9.8	2.3	0.0	0.0	1.9	0.0
Motor vehicle steering and suspension components (excluding spring), new and rebuilt.....		336330-0	9.9	2.3	0.0	0.0	1.9	0.0
Secondary and miscellaneous receipts.....		336330-SM						
Motor vehicle brake system manufacturing.....	33634		11.5	-0.3	0.5	0.3	2.7	0.1

See footnotes at end of table.

Table 12. Producer price index percentage changes for the net output of selected industries and their products, not seasonally adjusted — Continued
[February 2022]

Title ¹	Industry code	Product code	Unadjusted 12-month percent change ²	Unadjusted 1-month percent change ²				
				Feb. 2021 to Feb. 2022 ^P	Sept. to Oct.	Oct. to Nov. ^P	Nov. to Dec. ^P	Dec. to Jan. ^P
Motor vehicle brake system mfg.	336340		11.5	-0.3	0.5	0.3	2.7	0.1
Primary products.		336340-P	12.6	-0.3	0.5	0.3	2.7	0.2
Motor vehicle brake parts and assemblies, new.		336340-1	13.4	-0.4	0.6	0.4	2.7	0.2
Motor vehicle drum brake assemblies and parts, new.		336340-1E	13.8	-2.3	1.1	1.9	0.6	0.0
Motor vehicle disc brake assemblies and parts, new.		336340-1F	19.9	-1.5	0.0	0.0	6.2	0.0
Other motor vehicle brake parts and assemblies, new.		336340-1G	7.6	1.7	0.9	0.0	0.3	0.4
Secondary products and miscellaneous receipts.		336340-SM						
Motor vehicle power train components mfg.	33635		2.3	0.2	0.2	0.0	0.7	0.2
Motor vehicle transmission and power train parts manufacturing.	336350		2.2	0.2	0.2	0.0	0.7	0.2
Primary products.		336350-P	2.3	0.2	0.2	0.0	0.7	0.2
Motor vehicle drive train components, excluding wheels and brakes, new.		336350-2	2.3	0.2	0.2	0.0	0.7	0.2
Motor vehicle transmissions (except auxiliary and parts), new.		336350-20	2.6	0.0	0.3	0.0	1.4	0.2
Parts for manual and automatic transmissions, new.		336350-23	5.3	0.5	0.4	0.3	-0.1	0.3
Other motor vehicle drive train components, except wheels and brakes, new.		336350-25	2.3	0.7	0.0	-0.6	0.3	0.4
Motor vehicle drive train components, rebuilt.		336350-3	4.9	0.0	0.0	1.9	0.9	0.0
Secondary products and miscellaneous receipts.		336350-SM						
Secondary products.		336350-S	0.1	0.3	0.0	-0.1	-0.7	0.1
Motor vehicle seating and interior trim mfg.	33636		4.4	1.3	0.5	-0.2	0.3	0.2
Motor vehicle seating and interior trim mfg.	336360		4.4	1.3	0.5	-0.2	0.3	0.2
Primary products.		336360-P	4.4	1.1	0.4	-0.2	0.2	0.1
Automobile trimmings.		336360-1	0.6	0.2	0.1	-0.9	0.0	0.2
Seats for public conveyance and aircraft.		336360-3	5.3	1.8	0.6	0.0	0.4	0.0
Metal motor vehicle seat frames.		336360-7	9.5	0.0	0.1	0.5	0.0	0.0
Secondary products and miscellaneous receipts.		336360-SM						
Secondary products.		336360-S	38.0	2.5	1.4	0.1	1.4	5.9
Motor vehicle metal stamping.	33637		6.1	0.5	0.8	0.7	0.0	0.0
Motor vehicle metal stamping.	336370		6.1	0.5	0.8	0.7	0.0	0.0
Primary products.		336370-P	5.7	0.8	0.9	0.6	0.7	0.0
Automotive job stampings (truck, bus, and passenger car).		336370-0	5.7	0.8	0.9	0.6	0.7	0.0
Secondary products and miscellaneous receipts.		336370-SM						
Secondary products.		336370-S	2.9	0.4	0.0	0.2	0.7	0.1
Other motor vehicle parts manufacturing.	33639		5.2	0.4	0.6	0.3	0.5	0.4
Other motor vehicle parts mfg.	336390		5.2	0.4	0.6	0.3	0.5	0.4
Primary products.		336390-P	5.1	0.3	0.6	0.3	0.6	0.4
Filters, new, internal combustion engines and motor vehicles.		336390-A	-	0.0	0.0	0.0	5.4	0.0
Motor vehicle air-conditioning systems and compressors.		336390-B	3.1	0.3	0.0	0.8	0.1	0.6
All other motor vehicle parts and accessories, including trailer hitches.		336390-8	1.7	0.0	0.5	0.1	-0.1	0.6
Secondary products and miscellaneous receipts.		336390-SM						
Miscellaneous receipts.		336390-M	2.2	1.9	0.0	0.0	0.0	0.0
Secondary products.		336390-S	10.8	0.9	2.4	0.4	0.2	0.2
Aerospace product and parts manufacturing.	3364		2.1	0.1	0.1	0.3	0.6	0.3
Aerospace product and parts manufacturing.	33641		2.1	0.1	0.1	0.3	0.6	0.3
Aircraft mfg.	336411		1.8	0.1	0.1	0.2	0.5	0.4
Primary products.		336411-P	1.9	0.1	0.1	0.2	0.4	0.4
Civilian aircraft.		336411-3	3.3	0.2	0.2	0.4	0.7	0.7
Military aircraft.		336411-4	-	0.0	0.0	0.0	0.0	-
Modification, conversion, and overhaul of previously accepted aircraft.		336411-5	-	0.0	0.0	0.0	0.0	0.0
Secondary products and miscellaneous receipts.		336411-SM						
Aircraft engine and engine parts mfg.	336412		2.8	0.1	0.0	0.6	0.9	0.2
Primary products.		336412-P	1.2	0.0	0.0	0.5	0.2	0.1
Aeronautical services on aircraft engines.		336412-5	4.8	0.0	0.0	2.1	0.0	0.6
Aircraft engine parts and accessories.		336412-7	0.2	0.0	0.0	0.1	0.3	0.0
Parts and accessories for military aircraft engines.		336412-75	0.2	0.0	0.1	0.0	0.0	0.0
Parts and accessories for civilian aircraft engines.		336412-77	0.2	0.0	0.0	0.1	0.4	0.0
Secondary products and miscellaneous receipts.		336412-SM						
Secondary products.		336412-S	6.1	1.5	0.0	0.0	0.6	0.0
Other aircraft parts and equipment mfg.	336413		2.2	0.3	0.1	0.2	0.8	0.0
Primary products.		336413-P	1.9	0.3	0.0	0.2	0.6	0.0
Aircraft propellers and helicopter rotors.		336413-1	0.0	0.0	0.0	0.0	0.0	0.0
Aircraft parts and auxiliary equipment.		336413-7	1.8	0.0	0.0	0.2	0.7	0.0
Aircraft landing gear for civilian and military aircraft.		336413-72	4.8	0.0	0.0	0.0	4.3	0.4

See footnotes at end of table.

Table 12. Producer price index percentage changes for the net output of selected industries and their products, not seasonally adjusted — Continued
 [February 2022]

Title ¹	Industry code	Product code	Unadjusted 12-month percent change ²	Unadjusted 1-month percent change ²				
				Feb. 2021 to Feb. 2022 ^P	Sept. to Oct.	Oct. to Nov. ^P	Nov. to Dec. ^P	Dec. to Jan. ^P
Other aircraft parts and equipment mfg - Continued								
Other aircraft subassemblies and parts for military aircraft.....		336413-73	2.5	0.0	0.0	0.0	0.5	0.0
Other aircraft subassemblies and parts for civilian aircraft.....		336413-74	1.8	0.0	0.0	0.4	0.1	0.0
Secondary products and miscellaneous receipts.....		336413-SM						
Secondary products.....		336413-S	3.3	0.0	1.0	1.0	1.4	0.2
Railroad rolling stock manufacturing.....	3365		3.4	0.2	0.4	0.9	1.3	0.0
Railroad rolling stock manufacturing.....	33651		3.4	0.2	0.4	0.9	1.3	0.0
Railroad rolling stock mfg.....	336510		3.4	0.2	0.4	0.9	1.3	0.0
Primary products.....		336510-P	3.2	0.2	0.5	0.6	1.4	0.0
Street, subway, trolley, and rapid transit cars, and railway maintenance equipment and parts.....		336510-5	6.6	0.8	1.9	0.6	1.4	0.0
Railway maintenance of way equipment & parts, parts for all railcars, & other railway vehicles.....		336510-54	6.9	0.9	1.5	0.7	1.5	0.0
Air brake and other brake equipment.....		336510-541	5.9	0.0	0.0	5.4	0.5	0.0
Railway maintenance of way & all other railroad and streetcar equipment, parts and accessories.....		336510-542	7.0	1.0	1.7	0.1	1.7	0.0
Secondary products and miscellaneous receipts.....		336510-SM						
Miscellaneous receipts.....		336510-M	6.1	0.0	0.0	4.1	1.2	0.0
Secondary products.....		336510-S1	7.3	0.0	0.2	1.3	1.1	0.2
Ship and boat building.....	3366		7.7	0.4	0.1	1.0	1.2	1.1
Ship and boat building.....	33661		7.7	0.4	0.1	1.0	1.2	1.1
Ship building and repairing.....	336611		6.7	0.2	0.1	1.1	1.2	1.0
Primary products.....		336611-P	5.7	0.2	0.1	1.1	1.1	0.3
Ship repair, nonmilitary.....		336611-A	13.4	0.0	0.0	2.7	0.0	2.9
Military self-propelled ships, new construction.....		336611-5	2.0	0.0	0.1	0.3	0.8	0.3
Ship repair, military.....		336611-8	2.2	0.0	0.0	0.4	0.0	0.6
Nonmilitary self-propelled ships, new construction.....		336611-9	9.0	2.8	0.0	0.2	1.2	0.0
Secondary products and miscellaneous receipts.....		336611-SM2						
Boat building.....	336612		11.1	1.0	0.4	0.6	1.2	1.4
Primary products.....		336612-P	10.7	0.9	0.4	0.7	1.2	1.4
Outboard motorboats, including commercial and military (except sailboats and lifeboats).....		336612-1	13.4	0.5	0.7	0.2	1.6	2.0
Outboard motorboats, wood or metal, incl. comm. and military (exc. sailboats and lifeboats).....		336612-11	15.9	0.9	0.5	0.3	1.5	3.0
Outboard motorboats, plastics/fiberglass, incl. comm. and mil. (exc. sailboats and lifeboats).....		336612-14	11.4	0.2	1.0	0.1	1.6	1.1
Inboard motorboats, including commercial and military (except sailboats and lifeboats).....		336612-3	9.7	2.1	0.0	0.0	1.6	1.2
Inboard cabin cruisers, including commercial and military (except sailboats and lifeboats).....		336612-31	9.4	2.0	0.0	0.0	0.0	2.5
Other inboard motorboats, including commercial and military (except sailboats and lifeboats).....		336612-32	10.0	2.1	0.1	0.0	3.0	0.1
Inboard-outdrive boats, including commercial and military (except sailboats and lifeboats).....		336612-5	7.7	0.5	0.0	3.2	0.1	0.0
All other inboard-outdrive boats, incl. comm. and military (except sailboats and lifeboats).....		336612-52	7.3	0.4	0.0	2.3	0.1	0.0
All other boats (excluding military and commercial).....		336612-8	2.9	0.7	0.0	0.0	0.0	0.9
Secondary products and miscellaneous receipts.....		336612-SM						
Miscellaneous receipts.....		336612-M	16.2	2.7	0.0	0.1	1.6	2.4
Other transportation equipment manufacturing.....	3369		4.4	0.8	0.3	0.1	0.4	2.1
Other transportation equipment manufacturing.....	33699		4.4	0.8	0.3	0.1	0.4	2.1
Motorcycle, bicycle, and parts mfg.....	336991		1.0	0.0	0.0	0.0	0.5	0.3
Primary products.....		336991-P	1.0	0.0	0.0	0.0	0.6	0.2
Motorcycles, including three-wheel motorbikes, motorscooters, mopeds, and parts.....		336991-3	0.2	0.0	0.0	0.0	0.0	0.1
Bicycles, including parts (excluding children's 2-wheel sidewalk cycles).....		336991-4	6.4	0.0	0.2	0.0	4.3	0.4
Cycles, all types, tubular construction.....		336991-42	1.9	0.0	0.3	0.0	0.7	0.8
Parts for bicycles, unicycles, and adult tricycles.....		336991-45	10.8	0.0	0.0	0.0	7.7	0.0
Secondary products and miscellaneous receipts.....		336991-SM						
Secondary products.....		336991-S	4.9	0.0	0.0	0.0	0.0	4.3
All other transportation equipment mfg.....	336999		6.9	1.4	0.4	0.1	0.3	3.6
Primary products.....		336999-P	7.2	1.5	0.4	0.1	0.3	3.8
All-terrain vehicles and parts.....		336999-4	9.4	2.4	0.1	0.0	0.2	5.7
All other miscellaneous transportation equipment.....		336999-6	6.5	0.3	1.1	0.4	0.6	1.4
Secondary products and miscellaneous receipts.....		336999-SM						

See footnotes at end of table.

Table 12. Producer price index percentage changes for the net output of selected industries and their products, not seasonally adjusted — Continued
[February 2022]

Title ¹	Industry code	Product code	Unadjusted 12-month percent change ²	Unadjusted 1-month percent change ²				
				Feb. 2021 to Feb. 2022 ^P	Sept. to Oct.	Oct. to Nov. ^P	Nov. to Dec. ^P	Dec. to Jan. ^P
All other transportation equipment mfg - Continued								
Miscellaneous receipts.....		336999-M	-	0.0	0.2	-	-	-
Secondary products.....		336999-S	7.4	1.5	5.0	0.0	0.0	0.0
Furniture & related product mfg.....	337		13.4	0.4	0.6	0.7	1.9	0.8
HH & institutional furniture & kitchen cabinet mfg.....	3371		14.3	0.5	1.1	0.9	1.8	0.5
Wood kitchen cabinet & countertop mfg.....	33711		8.5	0.5	0.2	0.7	2.8	0.0
Wood kitchen cabinet and countertop mfg.....	337110		8.5	0.5	0.2	0.7	2.8	0.0
Primary products.....		337110-P	8.4	0.5	0.0	0.8	2.8	0.0
Custom wood kitchen cabinets, bathroom vanities, and related cabinet sold directly to customers.....		337110-H	5.4	0.0	0.0	0.0	1.3	0.0
Stock wood kitchen cabinets and related cabinetwork for permanent installation. ...		337110-1	4.7	0.0	0.0	2.1	0.0	0.0
Secondary products and miscellaneous receipts.....		337110-SM						
Household & institutional furniture mfg.....	33712		17.0	0.5	1.5	1.0	1.4	0.7
Upholstered household furniture mfg.....	337121		21.4	0.6	3.2	0.1	1.7	0.5
Primary products.....		337121-P	16.5	0.7	4.4	0.0	1.2	0.5
Upholstered household furniture, excl. dual-purpose sleep furniture.....		337121-1	16.8	0.7	4.6	0.0	1.2	0.5
Upholstered household sofas, davenports, settees, and loveseats, except custom.....		337121-11	18.2	0.7	5.1	0.0	1.2	0.7
Upholstered household sectional sofa pieces, except custom.....		337121-12	13.3	0.5	4.3	0.0	1.4	0.3
Upholstered household rocking chairs, including swivel rockers, except custom.....		337121-13	-	1.7	1.8	0.0	3.1	0.0
Other upholstered household furniture, including custom sold at retail.....		337121-15	24.8	0.9	8.6	0.3	1.0	0.3
Dual-purpose sleep furniture incl. futon, conv. sofa, jackknife & chair beds, except custom.....		337121-4	11.3	0.7	0.7	0.0	1.0	0.5
Secondary products and miscellaneous receipts.....		337121-SM						
Miscellaneous receipts.....		337121-M	-	0.0	0.0	0.0	0.0	-
Nonupholstered wood household furniture mfg.....	337122		11.2	0.1	0.0	1.2	1.6	1.0
Primary products.....		337122-P	11.3	0.8	0.0	1.4	1.3	1.0
Infants' and children's wood furniture, except custom.....		337122-A	16.1	0.2	0.0	3.9	1.0	1.1
Custom nonupholstered wood household furniture sold direct, excl. kitchen cabinets and vanities.....		337122-J	-	0.0	0.0	1.5	0.0	-
Wood household den, family room, library, and living room furniture, except custom.....		337122-1	10.5	0.2	0.0	2.1	1.5	0.1
Wood dining room and kitchen furniture, excl. cabinets, except custom.....		337122-4	10.0	1.8	0.0	0.3	2.0	1.0
Wood bedroom furniture, except custom.....		337122-8	13.0	1.1	0.0	0.9	0.8	1.9
Secondary products and miscellaneous receipts.....		337122-SM						
Secondary products.....		337122-S	10.4	-3.3	0.0	0.0	3.4	0.7
Metal household furniture mfg.....	337124		20.0	0.1	-3.1	3.6	-0.4	0.4
Primary products.....		337124-P	21.6	0.0	-4.1	4.1	-1.1	0.5
Metal dining room, and kitchen furniture, incl. padded and plain chairs and stools.....		337124-1	30.0	-9.8	-13.2	7.2	-4.8	0.1
Metal outdoor and casual furniture, incl. beach, lawn, garden and porch.....		337124-6	12.0	0.1	0.0	0.2	0.9	1.5
Other nonupholstered metal household furniture.....		337124-8	23.7	10.4	0.6	4.7	0.2	0.1
Secondary products and miscellaneous receipts.....		337124-SM						
Secondary products.....		337124-S	11.8	0.8	6.7	1.6	1.9	-0.1
Household furniture, except wood or metal, mfg.....	337125		3.8	0.3	0.0	0.2	0.8	0.2
Primary products.....		337125-P	3.5	0.0	0.0	0.4	0.8	0.0
Nonupholstered household furniture (except wood and metal).....		337125-0	3.5	0.0	0.0	0.4	0.8	0.0
Institutional furniture mfg.....	337127		13.6	0.6	1.4	1.9	1.4	1.0
Primary products.....		337127-P	13.4	0.6	1.6	1.7	1.1	0.9
Other institutional furniture.....		337127-B	14.5	1.1	1.5	1.0	2.7	1.6
School furniture (except stone and concrete), excl. library furniture.....		337127-1	5.5	0.8	0.5	2.1	0.3	0.9
Public building and related furniture, excl. bar, bowling, cafeteria, restaurant and school.....		337127-5	12.5	0.0	3.2	1.1	0.1	0.6
Public furniture (bar, bowling center, cafeteria, and restaurant).....		337127-8	22.9	0.5	0.0	3.4	1.2	0.4
Secondary products and miscellaneous receipts.....		337127-SM						
Miscellaneous receipts.....		337127-M	17.7	0.0	0.0	4.5	2.1	1.0
Secondary products.....		337127-S	12.0	1.1	-0.2	2.1	4.5	1.3
Office furniture (including fixtures) mfg.....	3372		13.7	0.5	0.3	0.6	2.1	1.6
Office furniture (including fixtures) mfg.....	33721		13.7	0.5	0.3	0.6	2.1	1.6
Wood office furniture mfg.....	337211		8.1	1.3	-0.1	0.7	2.4	1.0
Primary products.....		337211-P	7.7	1.3	-0.1	0.8	2.3	1.2

See footnotes at end of table.

Table 12. Producer price index percentage changes for the net output of selected industries and their products, not seasonally adjusted — Continued
 [February 2022]

Title ¹	Industry code	Product code	Unadjusted 12-month percent change ²	Unadjusted 1-month percent change ²				
				Feb. 2021 to Feb. 2022 ^P	Sept. to Oct.	Oct. to Nov. ^P	Nov. to Dec. ^P	Dec. to Jan. ^P
Wood office furniture mfg - Continued								
Wood office furniture panel systems, desking systems, and other wood office furniture.....		337211-A	1.6	0.2	0.1	0.7	0.6	0.0
Wood office seating, including upholstered.....		337211-1	10.6	0.8	0.1	0.4	4.9	0.0
Wood office desks and desk extensions.....		337211-4	11.2	2.6	-0.7	1.2	2.2	3.5
Wood office files, storage units, and tables.....		337211-7	5.2	1.4	0.1	0.9	0.3	1.2
Secondary products and miscellaneous receipts.....		337211-SM						
Secondary products.....		337211-S	10.7	1.2	0.0	0.1	3.1	0.0
Custom architectural woodwork and millwork.....	337212		12.5	1.3	0.2	0.0	1.4	1.0
Primary products.....		337212-P	12.1	0.8	0.2	0.0	1.4	1.1
Custom architectural woodwork, millwork, and fixtures.....		337212-0	12.1	0.8	0.2	0.0	1.4	1.1
Secondary products and miscellaneous receipts.....		337212-SM						
Office furniture, except wood, mfg.....	337214		8.8	-1.3	1.4	0.0	4.5	0.7
Primary products.....		337214-P	8.2	-1.5	1.7	-0.7	4.9	0.8
Office seating, including upholstered, except wood.....		337214-1	3.1	-6.0	6.2	-1.3	5.6	-0.7
Office files, storage units, and tables, except wood.....		337214-7	8.4	1.4	1.8	0.4	1.0	0.6
Secondary products and miscellaneous receipts.....		337214-SM						
Showcases, partitions, shelving, and lockers mfg.....	337215		23.5	1.5	-0.6	1.6	-0.2	3.2
Primary products.....		337215-P	24.7	1.4	-0.5	1.6	-0.5	3.1
Storage racks and accessories, except wood.....		337215-E	38.1	5.5	0.0	0.0	1.0	-0.2
Fixtures (bank, office, and store), except wood.....		337215-G	11.3	-1.3	-0.1	9.9	-4.4	3.5
Wood furniture dimensions and nonwood furniture parts and frames.....		337215-L	37.0	6.9	-0.3	1.8	-	-
Secondary products and miscellaneous receipts.....		337215-SM						
Other furniture related product mfg.....	3379		10.6	0.2	-0.8	0.0	1.3	0.2
Mattress mfg.....	33791		9.2	0.2	-1.0	0.0	0.3	0.3
Mattress mfg.....	337910		9.2	0.2	-1.0	0.0	0.3	0.3
Primary products.....		337910-P	9.2	0.2	-1.0	0.1	0.3	0.3
Mattress and foundation sets.....		337910-E	2.7	0.0	-2.9	0.0	0.1	0.0
Innerspring mattresses, excluding crib-size.....		337910-1	14.9	0.9	0.2	0.0	0.9	0.0
Other mattresses, including crib, foam, waterbed mattresses and mattress inserts.....		337910-4	8.1	-0.1	0.6	0.0	-0.3	1.6
Foundations, excl. innerspring units, hybrid-type flotation, ensembles, and adjustable units.....		337910-7	-	-0.1	-1.1	0.4	0.0	0.0
Secondary products and miscellaneous receipts.....		337910-SM						
Secondary products.....		337910-S	3.8	0.1	0.0	0.0	0.0	-0.4
Blind & shade mfg.....	33792		16.8	0.0	0.0	0.0	6.2	0.0
Blind and shade mfg.....	337920		16.8	0.0	0.0	0.0	6.2	0.0
Primary products.....		337920-P	20.0	0.0	0.0	0.0	7.8	0.0
Window shades and window shade accessories and rollers.....		337920-2	-	0.0	0.0	0.0	-	-
Secondary products and miscellaneous receipts.....		337920-SM						
Miscellaneous mfg.....	339		4.9	0.3	0.4	0.0	2.0	0.8
Medical equipment & supplies mfg.....	3391		3.1	0.1	0.3	-0.3	1.8	0.5
Medical equipment & supplies mfg.....	33911		3.1	0.1	0.3	-0.3	1.8	0.5
Surgical and medical instrument mfg.....	339112		2.1	0.0	0.2	0.1	0.7	0.4
Primary products.....		339112-P	2.6	0.1	0.2	0.1	0.7	0.5
Surgical and medical instruments.....		339112-0	2.7	0.1	0.2	0.1	0.7	0.5
Surgical and orthopedic instruments.....		339112-01	0.3	0.0	0.2	0.0	0.2	0.0
Surgical and medical catheters.....		339112-05	1.4	-	0.7	0.0	0.0	0.9
Other surgical and medical apparatus and instruments, excluding parts.....		339112-06	3.5	-0.6	0.3	0.4	2.2	0.8
Parts for surgical and medical apparatus and instruments.....		339112-09	3.3	0.0	0.0	0.0	0.3	2.9
Secondary products and miscellaneous receipts.....		339112-SM						
Surgical appliance and supplies mfg.....	339113		4.7	0.2	0.4	0.0	2.8	0.3
Primary products.....		339113-P	5.0	0.2	0.4	0.1	2.6	0.3
Medical and surgical appliances and supplies, incl. orthopedic, prosthetic, and therapeutic.....		339113-2	5.2	0.3	-0.1	0.1	3.2	0.2
Other orthopedic and prosthetic appliances.....		339113-22	2.1	0.0	0.0	0.0	0.0	0.0
Other medical and surgical appliances and supplies.....		339113-27	6.1	0.4	-0.2	0.1	4.0	0.3
Hospital beds and specialized hospital furniture.....		339113-4	4.6	0.0	0.9	0.0	0.9	1.0
Personal industrial and nonindustrial safety equipment and clothing.....		339113-6	3.9	0.0	3.0	0.0	0.6	0.0
Secondary products and miscellaneous receipts.....		339113-SM						
Miscellaneous receipts.....		339113-M	4.3	0.0	0.7	0.0	4.6	0.4
Secondary products.....		339113-S	0.2	0.0	0.0	0.0	0.4	0.0

See footnotes at end of table.

Table 12. Producer price index percentage changes for the net output of selected industries and their products, not seasonally adjusted — Continued
 [February 2022]

Title ¹	Industry code	Product code	Unadjusted 12-month percent change ²	Unadjusted 1-month percent change ²				
				Feb. 2021 to Feb. 2022 ^P	Sept. to Oct.	Oct. to Nov. ^P	Nov. to Dec. ^P	Dec. to Jan. ^P
Dental equipment and supplies mfg.	339114		-3.4	0.9	0.3	-4.7	3.0	0.0
Primary products		339114-P	-3.9	1.0	0.3	-5.2	3.2	0.0
Dental professional equipment and supplies		339114-1	1.1	0.4	0.0	0.0	-0.6	0.0
Professional dental equipment		339114-11	5.4	0.3	0.0	0.0	2.2	0.0
Professional dental supplies		339114-12	-2.1	0.4	0.0	0.0	-2.7	0.0
Secondary products and miscellaneous receipts		339114-SM						
Miscellaneous receipts		339114-M	0.9	0.3	0.0	0.0	0.5	0.0
Ophthalmic goods mfg.	339115		7.0	0.0	0.0	0.0	1.0	3.2
Primary products		339115-P	7.2	0.0	0.0	0.0	1.0	3.2
Ophthalmic goods, other types, including prescription ground eyeglass lenses		339115-B	-	0.0	0.0	0.0	-	-
Ophthalmic fronts, temples, and focal and contact lenses		339115-9	7.0	0.0	0.0	0.0	1.0	3.2
Secondary products and miscellaneous receipts		339115-SM						
Other miscellaneous mfg.	3399		7.5	0.6	0.5	0.4	2.3	1.1
Jewelry & silverware mfg.	33991		3.6	-0.6	1.0	-0.5	0.5	1.3
Jewelry and silverware mfg.	339910		3.6	-0.6	1.0	-0.5	0.4	1.3
Primary products		339910-P	3.5	-0.7	1.1	-0.6	0.5	1.5
Jewelry, gold and platinum		339910-1	2.5	0.0	1.4	-0.8	0.7	1.5
Costume jewelry and novelties		339910-4	6.2	0.0	0.8	0.0	0.0	4.4
All other jewelry and personal goods (excluding costume)		339910-8	7.6	1.3	1.2	-0.7	0.4	0.2
Secondary products and miscellaneous receipts		339910-SM						
Miscellaneous receipts		339910-M	-	0.0	0.4	-0.1	0.1	-
Sporting & athletic goods mfg.	33992		9.0	0.2	0.0	0.1	2.5	3.4
Sporting and athletic goods mfg.	339920		8.9	0.2	0.0	0.1	2.5	3.4
Primary products		339920-P	14.2	0.2	0.0	0.1	3.1	4.2
Other sporting and athletic goods		339920-A	13.9	0.4	0.0	0.0	5.4	2.0
Golf equipment, excluding apparel and shoes		339920-4	-	-0.2	0.0	0.0	-0.2	-
Playground equipment		339920-5	24.0	1.3	0.0	1.0	1.9	0.0
Gymnasium and exercise equipment		339920-7	11.3	0.0	0.0	0.0	5.9	0.0
Secondary products and miscellaneous receipts		339920-SM						
Miscellaneous receipts		339920-M	-10.6	0.0	0.0	0.0	0.0	0.0
Secondary products		339920-S	25.8	2.0	0.0	0.0	2.3	1.9
Doll, toy & game mfg.	33993		13.6	1.1	1.2	0.7	2.9	0.0
Doll, toy, and game mfg.	339930		13.6	1.1	1.2	0.7	2.9	0.0
Primary products		339930-P	10.1	0.1	1.3	0.0	3.9	0.0
Models (operating & static), craft kits/supply, natural science kits, & collectors' miniatures		339930-6	13.8	0.5	0.0	0.0	5.0	0.0
Other nonelectronic toys, including parts		339930-8	14.4	0.0	2.1	0.0	5.7	0.0
Secondary products and miscellaneous receipts		339930-SM						
Office supplies (exc paper) mfg.	33994		7.2	1.3	0.0	4.0	0.3	0.3
Office supplies, except paper, mfg.	339940		7.2	1.3	0.0	4.0	0.3	0.3
Primary products		339940-P	8.0	1.5	0.0	4.3	0.4	0.3
Pens, mechanical pencils, markers, and associated parts		339940-1	0.8	0.0	0.0	0.0	0.0	0.0
Lead pencils, art goods, office supplies & small office equipment, excluding paper		339940-2	14.0	0.0	0.0	11.2	0.0	0.0
Marking devices		339940-3	7.3	6.1	0.0	0.0	0.5	0.4
Secondary products and miscellaneous receipts		339940-SM						
Miscellaneous receipts		339940-M	-	0.6	0.0	0.0	0.0	-
Secondary Products		339940-S	-	0.0	0.0	-	-	-
Sign mfg.	33995		9.3	0.7	0.9	0.6	3.7	0.0
Sign mfg.	339950		9.3	0.7	0.9	0.6	3.7	0.0
Primary products		339950-P	10.7	0.8	1.2	0.8	3.5	0.1
Electric signs and displays, including trade show exhibits		339950-1	8.0	1.3	1.1	0.0	3.7	0.0
Nonelectric signs and displays, including trade show exhibits		339950-4	12.9	0.5	1.2	1.4	3.3	0.1
Secondary products and miscellaneous receipts		339950-SM						
All other misc mfg.	33999		6.8	0.9	0.4	0.3	2.2	0.7
Gasket, packing, and sealing device mfg.	339991		8.3	0.2	0.2	0.8	2.1	0.5
Primary products		339991-P	8.6	0.1	0.1	0.8	2.3	0.5
Compression packing		339991-1	24.2	-3.5	0.0	11.5	-2.5	0.0
Molded packing and seals		339991-2	6.5	0.3	0.1	0.0	1.1	2.5
Nonmetallic gaskets and gasketing		339991-3	14.8	2.6	0.4	2.0	4.1	0.0
Metallic gaskets and machined seals		339991-7	2.2	0.0	0.0	-1.7	2.5	0.0

See footnotes at end of table.

Table 12. Producer price index percentage changes for the net output of selected industries and their products, not seasonally adjusted — Continued
[February 2022]

Title ¹	Industry code	Product code	Unadjusted 12-month percent change ²	Unadjusted 1-month percent change ²				
				Feb. 2021 to Feb. 2022 ^P	Sept. to Oct.	Oct. to Nov. ^P	Nov. to Dec. ^P	Dec. to Jan. ^P
Gasket, packing, and sealing device mfg - Continued								
Rotary oil seals.....		339991-9	15.6	0.0	0.0	0.0	1.1	0.0
Secondary products and miscellaneous receipts.....		339991-SM						
Miscellaneous receipts.....		339991-M	6.3	2.5	0.2	1.1	1.0	0.0
Secondary products.....		339991-S	6.3	-1.2	0.9	0.1	1.8	0.5
Musical instrument mfg.....								
Primary products.....	339992		7.6	1.9	0.7	0.0	0.9	1.2
Nonelectronic pianos, organs, and nonelectronic pianos and organ parts, excluding benches.....		339992-P	7.6	2.0	0.8	0.0	1.0	1.3
Other musical instruments and parts.....		339992-A	5.8	0.0	0.0	0.0	1.8	0.0
Other electronic musical instruments, excluding electronic organs.....		339992-7	8.0	2.4	0.9	0.0	0.9	1.5
Other nonelectronic musical instruments.....		339992-71	12.2	0.0	2.4	0.0	1.6	2.7
Parts and accessories for other musical instruments, sold separately, excl. benches & cases.....		339992-72	6.1	0.3	1.0	0.0	-	-
Secondary products and miscellaneous receipts.....		339992-73	7.5	5.1	0.1	-	-	0.4
Miscellaneous receipts.....		339992-SM						
		339992-M	-	0.0	0.0	0.0	0.0	-
Fastener, button, needle, and pin mfg.....								
Primary products.....	339993		9.7	6.5	0.0	0.3	0.0	0.0
Fasteners, zippers, buttons, needles, pins, and buckles (except precious metal)...		339993-P	9.0	5.6	0.0	0.3	0.0	0.0
Secondary products and miscellaneous receipts.....		339993-0	9.0	5.6	0.0	0.3	0.0	0.0
		339993-SM						
Broom, brush, and mop mfg.....								
Primary products.....	339994		6.8	0.7	0.1	0.0	0.2	1.2
Brooms, mops and dusters.....		339994-P	5.3	0.8	0.1	0.0	0.2	1.2
Mops and dusters, including refills.....		339994-1	6.9	1.0	0.0	0.0	0.0	1.2
Paint and varnish brushes, paint holders, pads, roller frames and rollers.....		339994-13	6.8	0.5	0.0	0.0	0.0	2.1
Paint and varnish brushes.....		339994-3	8.1	3.3	0.0	0.0	0.0	4.6
Paint holders, pads, roller frames and rollers.....		339994-31	6.5	3.0	0.0	0.0	0.0	3.4
Other types of brushes.....		339994-32	9.0	3.4	0.0	0.0	0.0	5.4
Personal brushes.....		339994-5	4.1	0.2	0.2	0.0	0.4	0.4
All other types of brushes, except personal.....		339994-51	1.7	0.1	0.0	0.0	0.3	0.0
Secondary and miscellaneous receipts.....		339994-52	7.3	0.3	0.4	0.0	0.6	1.0
		339994-SM						
Burial casket mfg.....								
Primary products.....	339995		9.0	2.2	0.1	3.3	0.0	0.2
Metal burial caskets and coffins, completely lined and trimmed, adult sizes only...		339995-P	9.1	2.3	0.0	3.5	0.0	0.0
Other burial caskets and coffins, including burial boxes and vaults (except concrete and stone).....		339995-1	5.9	0.0	0.0	3.3	0.0	0.0
Secondary products and miscellaneous receipts.....		339995-5	21.5	0.0	0.0	11.7	0.0	0.0
		339995-SM						
All other miscellaneous mfg.....								
Primary products.....	339999		5.6	0.7	0.6	0.0	3.2	0.6
Mirror and picture frames and framed pictures.....		339999-P	3.9	0.4	0.6	0.0	1.8	0.6
All other miscellaneous fabricated products, incl. fire extinguishers and umbrellas.....		339999-E	3.6	0.6	0.0	0.0	0.0	0.0
Candles, including tapers.....		339999-L	2.4	-0.3	1.3	0.0	0.1	0.9
Secondary products and miscellaneous receipts.....		339999-5	10.6	3.1	0.0	0.0	7.3	0.0
Secondary products.....		339999-SM						
		339999-S	10.4	0.3	0.0	0.2	5.0	2.4
Services industries								
Merchant wholesalers, durable goods.....	423		16.2	1.1	0.5	-0.7	3.2	0.6
Motor vehicle and parts merchant wholesalers.....	4231		25.2	5.6	-3.9	0.4	9.1	1.6
Motor vehicle and parts merchant wholesalers.....	42310		25.2	5.6	-3.9	0.4	9.1	1.6
Motor vehicle and parts merchant wholesalers.....	423100		25.2	5.6	-3.9	0.4	9.1	1.6
Primary services.....		423100-P	26.6	6.1	-4.2	0.5	9.8	1.7
Motor vehicle and parts wholesaler services.....		423100-1	26.6	6.1	-4.2	0.5	9.8	1.7
Furniture and home furnishing merchant wholesalers.....	4232		26.7	3.0	-4.5	5.9	3.3	-1.4
Furniture and home furnishing merchant wholesalers.....	42320		26.7	3.0	-4.5	5.9	3.3	-1.4
Furniture and home furnishing merchant wholesalers.....	423200		26.7	3.0	-4.5	5.9	3.3	-1.4
Primary services.....		423200-P	26.6	2.8	-4.8	6.2	3.2	-1.4
Furniture and home furnishing wholesaler services.....		423200-1	26.6	2.8	-4.8	6.2	3.2	-1.4
Lumber and other construction materials merchant wholesalers.....	4233		43.0	6.0	0.7	0.6	1.4	1.0
Lumber and other construction materials merchant wholesalers.....	42330		43.0	6.0	0.7	0.6	1.4	1.0
Lumber and other construction materials merchant wholesalers.....	423300		42.9	6.0	0.7	0.6	1.4	1.0
Primary services.....		423300-P	43.4	6.2	0.4	0.5	1.4	1.0

See footnotes at end of table.

Table 12. Producer price index percentage changes for the net output of selected industries and their products, not seasonally adjusted — Continued
 [February 2022]

Title ¹	Industry code	Product code	Unadjusted 12-month percent change ²	Unadjusted 1-month percent change ²				
				Feb. 2021 to Feb. 2022 ^P	Sept. to Oct.	Oct. to Nov. ^P	Nov. to Dec. ^P	Dec. to Jan. ^P
Lumber and other construction materials merchant wholesalers - Continued								
Lumber and other construction material wholesaler services.....		423300-1	43.4	6.2	0.4	0.5	1.4	1.0
Professional and commercial equipment and supplies merchant wholesalers.....	4234		6.0	1.4	2.0	-2.4	1.6	0.8
Professional and commercial equipment and supplies merchant wholesalers.....	42340		6.0	1.4	2.0	-2.4	1.6	0.8
Professional and commercial equipment and supplies merchant wholesalers.....	423400		6.1	1.5	2.0	-2.5	1.7	0.7
Primary services.....		423400-P	7.4	3.2	2.3	-3.6	2.7	-0.5
Professional and commercial equipment and supplies wholesaler services.....		423400-1	7.4	3.2	2.3	-3.6	2.7	-0.5
Other receipts.....		423400-SM	-	-5.7	0.8	2.5	-2.5	6.3
Metal and mineral (except petroleum) merchant wholesalers.....	4235		12.5	-5.3	-6.8	-2.4	-4.9	-0.3
Metal and mineral (except petroleum) merchant wholesalers.....	42350		12.5	-5.3	-6.8	-2.4	-4.9	-0.3
Metal and mineral (except petroleum) merchant wholesalers.....	423500		12.5	-5.4	-6.9	-2.4	-4.9	-0.3
Primary services.....		423500-P	12.7	-5.7	-7.6	-2.7	-4.2	-0.2
Metals and minerals wholesaler services.....		423500-1	12.7	-5.7	-7.6	-2.7	-4.2	-0.2
Household appliances and electrical and electronic goods merchant wholesalers.....	4236		21.0	-0.9	3.6	-2.4	9.0	0.6
Household appliances and electrical and electronic goods merchant wholesalers.....	42360		21.0	-0.9	3.6	-2.4	9.0	0.6
Household appliances and electrical and electronic goods merchant wholesalers.....	423600		20.8	-0.9	3.5	-2.4	9.0	0.6
Primary services.....		423600-P	22.9	-1.0	3.9	-2.6	9.8	0.5
Household appliances, electrical, and electronics wholesaler services.....		423600-1	22.9	-1.0	3.9	-2.6	9.8	0.5
Hardware, plumbing and heating equipment and supplies merchant wholesalers.....	4237		15.3	2.9	2.4	0.0	-1.4	-3.1
Hardware, plumbing and heating equipment and supplies merchant wholesalers.....	42370		15.3	2.9	2.4	0.0	-1.4	-3.1
Hardware, plumbing, and heating equipment and supplies merchant wholesalers.....	423700		15.6	2.9	2.5	0.0	-1.3	-3.0
Primary services.....		423700-P	11.0	3.1	1.3	-0.1	-1.9	-3.9
Hardware, plumbing, and heating equipment and supplies wholesaler services.....		423700-1	11.0	3.1	1.3	-0.1	-1.9	-3.9
Machinery, equipment, and supplies merchant wholesalers.....	4238		11.9	-0.2	4.1	1.8	-0.5	1.9
Machinery, equipment, and supplies merchant wholesalers.....	42380		11.9	-0.2	4.1	1.8	-0.5	1.9
Machinery and supply merchant wholesalers.....	423800		12.2	-0.2	4.2	1.8	-0.5	1.9
Primary services.....		423800-P	15.1	0.0	5.9	2.2	-0.9	2.1
Machinery and supply wholesaler services.....		423800-1	15.1	0.0	5.9	2.2	-0.9	2.1
Other receipts.....		423800-SM	-1.0	-0.9	-3.8	0.0	1.5	0.7
Miscellaneous durable goods merchant wholesalers (except materials recyclers).....	4239		7.9	2.2	-0.9	-2.5	2.5	-1.4
Miscellaneous durable goods merchant wholesalers (except materials recyclers).....	42390		7.9	2.2	-0.9	-2.5	2.5	-1.4
Miscellaneous durable goods, except recyclable material, merchant wholesalers.....	423900		7.9	2.2	-0.9	-2.5	2.4	-1.4
Primary services.....		423900-P	8.0	2.3	-0.9	-2.6	2.5	-1.5
Miscellaneous durable goods wholesaler services.....		423900-1	8.0	2.3	-0.9	-2.6	2.5	-1.5
Merchant wholesalers, nondurable goods.....	424		8.4	0.1	0.5	-0.4	0.2	0.0
Paper and paper product merchant wholesalers.....	4241		24.4	2.2	-1.3	0.8	2.7	8.8
Paper and paper product merchant wholesalers.....	42410		24.4	2.2	-1.3	0.8	2.7	8.8
Paper and paper product merchant wholesalers.....	424100		24.4	2.2	-1.3	0.8	2.7	8.8
Primary services.....		424100-P	23.5	2.2	-1.4	0.8	2.6	8.9
Paper wholesaler services.....		424100-1	23.5	2.2	-1.4	0.8	2.6	8.9
Wholesaling of paper and paper products.....		424100-11	25.5	2.4	-1.1	0.6	3.2	9.2
Wholesaling of all other goods, except paper and paper products.....		424100-12	8.9	0.8	-3.4	1.8	-1.6	6.2
Drugs and druggists' sundries merchant wholesalers.....	4242		-3.8	0.1	-1.6	0.7	-6.9	-1.9
Drugs and druggists' sundries merchant wholesalers.....	42420		-3.8	0.1	-1.6	0.7	-6.9	-1.9
Drugs and druggists' sundries merchant wholesalers.....	424200		-3.8	0.1	-1.6	0.7	-6.9	-1.9
Primary products.....		424200-P	-3.8	0.1	-1.6	0.7	-6.9	-1.9
Wholesaling of pharmaceuticals.....		424200-1	-6.1	0.2	-2.0	0.6	-8.3	-2.1
Wholesaling of all other goods, except pharmaceuticals.....		424200-2	8.7	-0.1	0.1	1.5	0.1	-0.7
Apparel and piece goods merchant wholesalers.....	4243		-7.7	-2.3	1.6	-1.4	-4.1	0.8
Apparel and piece goods merchant wholesalers.....	42430		-7.7	-2.3	1.6	-1.4	-4.1	0.8
Apparel and piece goods merchant wholesalers.....	424300		-7.7	-2.3	1.6	-1.4	-4.1	0.8
Primary services.....		424300-P	-7.7	-2.3	1.6	-1.4	-4.1	0.8
Apparel wholesaler services.....		424300-1	-7.7	-2.3	1.6	-1.4	-4.1	0.8
Wholesaling of apparel.....		424300-11	-4.5	-4.1	7.4	-3.4	-2.1	1.0
Grocery and related product merchant wholesalers.....	4244		8.6	4.9	-2.9	0.3	1.7	0.8

See footnotes at end of table.

Table 12. Producer price index percentage changes for the net output of selected industries and their products, not seasonally adjusted — Continued
 [February 2022]

Title ¹	Industry code	Product code	Unadjusted 12-month percent change ²	Unadjusted 1-month percent change ²				
				Feb. 2021 to Feb. 2022 ^P	Sept. to Oct.	Oct. to Nov. ^P	Nov. to Dec. ^P	Dec. to Jan. ^P
Grocery and related product merchant wholesalers.....	42440		8.6	4.9	-2.9	0.3	1.7	0.8
Grocery and related product merchant wholesalers.....	424400		8.6	4.9	-2.9	0.3	1.7	0.8
Primary services.....		424400-P	8.5	5.0	-3.0	0.3	1.6	0.8
Grocery and related product wholesaler services.....		424400-1	8.5	5.0	-3.0	0.3	1.6	0.8
Wholesaling of fresh meat, seafood, dairy, and fruits and vegetables.....		424400-11	3.8	2.2	-2.0	2.7	-0.9	1.5
Wholesaling of packaged frozen and canned foods.....		424400-12	9.3	5.5	0.4	1.6	2.3	-2.8
Wholesaling of baked goods, non-alcoholic beverages, and all other groceries...		424400-13	10.5	6.1	-6.2	-0.4	1.2	2.5
Wholesaling of all other goods, except groceries.....		424400-14	19.0	10.3	0.9	-10.7	15.0	0.0
Chemicals and allied products merchant wholesalers.....	4246		20.9	1.9	5.7	-2.3	5.6	-4.5
Chemicals and allied products merchant wholesalers.....	42460		20.9	1.9	5.7	-2.3	5.6	-4.5
Chemicals and allied products merchant wholesalers.....	424600		20.9	1.9	5.7	-2.3	5.6	-4.5
Primary products.....		424600-P	20.9	1.9	5.8	-2.4	5.6	-4.6
Wholesaling of chemicals, plastics, and allied products.....		424600-1	21.3	2.0	6.0	-2.5	5.6	-4.9
Wholesaling of all other goods, except chemicals, plastics, and allied products. . . .		424600-2	15.3	1.2	2.2	-1.0	6.6	0.5
Petroleum and petroleum products merchant wholesalers.....	4247		15.6	-6.2	4.2	-0.9	2.5	-0.3
Petroleum and petroleum products merchant wholesalers.....	42470		15.6	-6.2	4.2	-0.9	2.5	-0.3
Petroleum and petroleum products merchant wholesalers.....	424700		15.6	-6.2	4.2	-0.9	2.5	-0.3
Primary products.....		424700-P	15.8	-6.6	4.3	-1.0	2.6	-0.3
Wholesaling of petroleum products.....		424700-1	16.1	-6.8	4.4	-1.2	2.8	-0.5
Wholesaling of all other goods, except petroleum products.....		424700-2	8.2	-0.2	-0.3	5.5	-4.1	5.1
Other receipts.....		424700-SM	10.4	1.9	3.0	1.2	0.5	0.8
Beer, wine, and distilled alcoholic beverage merchant wholesalers.....	4248		9.0	-0.3	1.5	1.2	1.0	0.7
Beer, wine, and distilled alcoholic beverage merchant wholesalers.....	42480		9.0	-0.3	1.5	1.2	1.0	0.7
Beer, wine, and distilled alcoholic beverage merchant wholesalers.....	424800		9.0	-0.3	1.5	1.2	1.0	0.7
Primary services.....		424800-P	9.0	-0.3	1.5	1.2	1.0	0.7
Alcoholic beverage wholesaler services.....		424800-1	9.0	-0.3	1.5	1.2	1.0	0.7
Wholesaling of beer, wine, and distilled alcoholic beverages.....		424800-11	9.1	-0.3	1.6	1.2	0.9	0.7
Wholesaling of all other goods, except alcoholic beverages.....		424800-12	5.1	-0.3	-2.0	3.8	2.7	2.2
Miscellaneous nondurable goods merchant wholesalers.....	4249		13.0	-1.1	1.4	-2.5	3.2	-0.4
Miscellaneous nondurable goods merchant wholesalers.....	42490		13.0	-1.1	1.4	-2.5	3.2	-0.4
Miscellaneous nondurable goods merchant wholesalers.....	424900		13.0	-1.1	1.4	-2.5	3.2	-0.4
Primary services.....		424900-P	13.4	-1.2	1.7	-2.6	3.2	-0.4
Miscellaneous nondurable good wholesaler services.....		424900-1	13.4	-1.2	1.7	-2.6	3.2	-0.4
Material recyclers.....	429930		18.9	0.8	3.9	-3.7	-3.5	2.8
Primary products.....		429930-P	19.0	0.8	4.0	-3.7	-3.8	2.8
Ferrous metal scrap.....		429930-1	9.1	-0.4	9.0	-1.9	-9.4	-1.2
Carbon steel scrap.....		429930-11	6.7	-0.5	9.5	-2.2	-10.2	-1.8
Heavy melting scrap.....		429930-111	-1.9	-1.7	10.0	-2.8	-14.1	0.7
Carbon steel scrap bundles.....		429930-112	3.6	-1.1	3.4	0.0	-10.0	-5.0
Shredded carbon steel scrap.....		429930-113	8.5	-0.3	11.4	-3.1	-8.6	-2.9
Cut plate and structural scrap.....		429930-114	11.1	-0.1	9.8	0.4	-10.5	-0.1
Other carbon steel scrap.....		429930-115	23.1	1.8	5.6	-3.3	-7.0	-1.0
Stainless and alloy steel scrap.....		429930-12	45.1	-0.1	2.7	1.6	1.0	8.4
Cast iron scrap.....		429930-13	8.0	-0.2	6.0	0.5	-7.6	-4.7
Other ferrous scrap.....		429930-14	10.4	1.7	13.4	-3.3	-12.9	-3.2
Nonferrous metal scrap.....		429930-2	18.7	0.8	-0.2	-4.9	5.2	7.6
Copper base scrap.....		429930-21	23.8	2.9	0.2	-0.6	2.4	0.9
No 1 copper wire, heavy.....		429930-211	25.9	3.2	0.0	-0.8	2.1	1.1
No 2 copper wire, mixed.....		429930-212	26.3	3.7	-0.1	-0.2	3.2	0.7
Yellow brass scrap.....		429930-213	24.5	4.3	1.1	-1.1	4.9	1.4
Aluminum base scrap.....		429930-22	-	1.2	-0.3	-	-	-
Used beverage can scrap.....		429930-223	77.6	6.2	-4.4	-0.8	12.9	17.8
Other old aluminum base scrap.....		429930-224	23.8	3.0	3.1	0.1	-1.0	7.6
Other nonferrous scrap (including lead, zinc and precious metals).....		429930-23	-1.1	-1.1	-0.4	-13.1	10.7	16.0
Recyclable paper.....		429930-3	56.3	6.9	-4.2	-7.3	-6.5	-1.1
News and other low grade recyclable paper.....		429930-31	63.0	-0.6	-6.0	-5.7	1.1	-5.2
Corrugated recyclable paper.....		429930-33	43.9	9.8	-3.5	-9.1	-8.8	-2.9
High grade recyclable paper (including pulp substitutes and deinking).....		429930-34	103.1	0.1	-6.0	-1.6	-1.3	5.3
Recyclable materials, excluding metals and paper.....		429930-4	54.5	-0.7	3.7	-5.9	2.5	12.6
Recyclable plastics.....		429930-42	33.9	0.0	1.4	0.4	-2.5	0.0
Other receipts.....		429930-SM1						

See footnotes at end of table.

Table 12. Producer price index percentage changes for the net output of selected industries and their products, not seasonally adjusted — Continued
 [February 2022]

Title ¹	Industry code	Product code	Unadjusted 12-month percent change ²	Unadjusted 1-month percent change ²				
				Feb. 2021 to Feb. 2022 ^P	Sept. to Oct.	Oct. to Nov. ^P	Nov. to Dec. ^P	Dec. to Jan. ^P
Motor vehicle and parts dealers.....	441		25.3	2.8	1.0	0.7	0.4	-0.6
Automobile dealers.....	4411		30.4	2.8	1.3	0.5	0.5	-1.0
New car dealers.....	44111		30.4	2.8	1.3	0.5	0.5	-1.0
New car dealers.....	441110		30.4	2.8	1.3	0.5	0.5	-1.0
Primary services.....		441110-P	34.1	2.6	2.0	0.5	1.8	-1.3
Vehicle sales.....		441110-1	114.9	5.9	4.1	1.0	4.4	-2.8
New vehicle sales.....		441110-101	177.2	5.6	5.7	1.8	8.7	-4.7
Used vehicle sales.....		441110-102	64.2	6.1	2.1	-0.1	-1.2	0.0
Service labor and parts.....		441110-2	1.8	0.3	0.3	0.2	-0.4	0.0
Other receipts.....		441110-SM	19.8	3.2	-0.6	0.4	-3.2	0.0
Recreational vehicle dealers.....	44121		55.7	11.6	-1.6	3.7	4.4	0.0
Recreational vehicle dealers.....	441210		55.7	11.6	-1.6	3.7	4.4	0.0
Primary services.....		441210-P	54.1	12.9	-2.3	5.1	3.4	0.0
Recreational vehicle dealer services.....		441210-1	54.1	12.9	-2.3	5.1	3.4	0.0
Boat dealers.....	441222		2.7	1.2	-2.1	1.4	-1.8	0.2
Primary services.....		441222-P	2.7	1.2	-2.1	1.4	-1.8	0.2
Boat dealer services.....		441222-1	2.7	1.2	-2.1	1.4	-1.8	0.2
Automotive parts, accessories and tire stores.....	4413		8.0	1.7	0.6	1.1	-0.5	0.9
Automotive parts and accessories stores.....	44131		6.8	1.1	0.3	1.6	-0.6	0.7
Automotive parts and accessories stores.....	441310		6.8	1.1	0.3	1.6	-0.6	0.7
Primary services.....		441310-P	6.8	1.1	0.3	1.6	-0.6	0.7
Automotive parts and accessories store services.....		441310-1	6.8	1.1	0.3	1.6	-0.6	0.7
Tire dealers.....	44132		10.6	2.8	1.1	0.0	-0.2	1.1
Tire dealers.....	441320		10.6	2.8	1.1	0.0	-0.2	1.1
Primary services.....		441320-P	10.5	2.8	1.1	0.0	-0.2	1.1
Tire dealer services.....		441320-1	10.5	2.8	1.1	0.0	-0.2	1.1
Furniture and home furnishings stores.....	442		25.7	10.9	-1.0	2.3	2.8	0.6
Furniture stores.....	4421		29.9	11.0	0.2	0.5	2.5	1.6
Furniture stores.....	44211		29.9	11.0	0.2	0.5	2.5	1.6
Furniture stores.....	442110		29.9	11.0	0.2	0.5	2.5	1.6
Primary services.....		442110-P	31.8	11.8	0.1	0.6	2.4	1.8
Furniture store services.....		442110-1	31.8	11.8	0.1	0.6	2.4	1.8
Other receipts.....		442110-SM1	1.2	-2.3	3.5	0.0	4.5	-3.4
Floor covering stores.....	44221		21.1	10.8	-2.4	4.3	3.2	-0.5
Floor covering stores.....	442210		21.1	10.8	-2.4	4.3	3.2	-0.5
Primary services.....		442210-P	21.1	10.8	-2.4	4.3	3.2	-0.5
Floor covering store services.....		442210-1	21.1	10.8	-2.4	4.3	3.2	-0.5
Electronics and appliance stores.....	443		-5.2	-7.9	-8.7	0.6	3.9	2.7
Electronics and appliance stores.....	4431		-4.0	-7.9	-8.7	0.6	5.2	2.7
Electronics and appliance stores.....	44310		-4.0	-7.9	-8.7	0.6	5.2	2.7
Electronics and appliance stores.....	443100		-3.9	-7.9	-8.7	0.6	5.3	2.7
Primary products.....		443100-P	-3.0	-7.9	-8.7	0.6	6.3	2.7
Retailing of entertainment and communication products.....		443100-1	-15.6	-18.8	-13.7	-0.7	1.0	3.6
Retailing of computers, hardware, software, and supplies.....		443100-2	-0.1	0.5	-2.7	0.3	3.5	0.9
Retailing of major household appliances.....		443100-3	1.7	-5.5	4.3	2.6	5.4	0.6
Retailing of all other goods.....		443100-4	8.3	-3.3	-23.9	0.6	22.4	7.1
Building material and garden equipment and supply dealers.....	444		17.1	-0.2	-3.6	2.7	6.6	5.5
Building material and supplies dealers.....	4441		16.7	-0.3	-4.0	2.2	7.3	5.8
Building material and supplies dealers.....	44410		16.7	-0.3	-4.0	2.2	7.3	5.8
Building materials and supplies dealers.....	444100		16.8	-0.3	-4.0	2.2	7.3	5.8
Primary services.....		444100-P	15.2	-0.3	-4.0	2.2	7.3	5.8
Building materials and supplies dealer services.....		444100-1	15.2	-0.3	-4.0	2.2	7.3	5.8
Retailing of building materials, paint, and hardware.....		444100-11	16.6	-0.8	-5.2	2.5	9.0	7.5
Retailing of all other goods.....		444100-12	9.5	2.2	0.6	1.2	0.7	-0.9
Lawn and garden equip and supplies stores.....	4442		21.0	0.7	0.6	6.8	0.9	2.5
Nursery, garden and farm supply stores.....	44422		21.0	0.7	0.6	6.8	0.9	2.5

See footnotes at end of table.

Table 12. Producer price index percentage changes for the net output of selected industries and their products, not seasonally adjusted — Continued
 [February 2022]

Title ¹	Industry code	Product code	Unadjusted 12-month percent change ²	Unadjusted 1-month percent change ²				
				Feb. 2021 to Feb. 2022 ^P	Sept. to Oct.	Oct. to Nov. ^P	Nov. to Dec. ^P	Dec. to Jan. ^P
Nursery, garden, and farm supply stores.....	444220		20.9	0.7	0.6	6.8	0.9	2.5
Primary services.....		444220-P	20.9	0.7	0.5	6.8	0.9	2.5
Nursery, garden center, and farm supply store services.....		444220-1	20.9	0.7	0.5	6.8	0.9	2.5
Food and beverage stores.....	445		6.7	1.5	-0.1	0.7	3.0	-1.1
Grocery stores.....	4451		6.5	1.4	0.0	0.7	3.3	-1.2
Grocery (except convenience) stores.....	44511		6.5	1.4	0.0	0.7	3.3	-1.2
Supermarkets and other grocery stores.....	445110		6.6	1.4	0.0	0.7	3.3	-1.2
Primary services.....		445110-P	6.6	1.4	0.0	0.7	3.3	-1.2
Supermarket and other grocery store services.....		445110-3	6.5	1.4	0.0	0.7	3.3	-1.2
Retailing of food and beverage products.....		445110-32	6.5	1.5	0.0	0.9	3.4	-1.3
Retailing of fresh meats.....		445110-321	1.5	3.2	1.5	-0.3	3.6	-3.5
Retailing of fresh fruits and vegetables.....		445110-322	4.1	0.0	-1.2	-0.7	3.1	-0.7
Retailing of bakery products.....		445110-323	6.1	2.8	2.1	-0.4	-0.4	1.7
Retailing of dairy products.....		445110-324	-1.3	1.5	-3.6	-1.3	1.8	-0.1
Retailing of deli products.....		445110-325	9.6	0.8	1.6	3.1	3.6	-3.0
Retailing of frozen food products.....		445110-326	10.4	4.0	2.0	2.7	5.2	-8.8
Retailing of alcoholic beverages.....		445110-327	9.3	2.6	1.7	-1.2	1.9	-3.4
Retailing of all other food and beverage products.....		445110-328	12.3	0.1	-1.1	2.8	4.6	1.7
Retailing of nonfood products.....		445110-33	6.8	0.8	-0.2	0.2	3.0	-0.8
Retailing of cleaning and paper products.....		445110-331	15.2	0.9	0.1	3.0	6.4	-2.0
Retailing of health and beauty products.....		445110-332	4.0	0.8	-0.2	-0.8	0.4	-1.5
Retailing of all other nonfood products.....		445110-333	5.6	0.8	-0.2	-0.2	3.2	0.1
Specialty food stores.....	4452		11.6	3.5	-1.2	-0.8	1.5	-0.9
Specialty food stores.....	445200		11.6	3.5	-1.2	-0.8	1.5	-0.9
Primary services.....		445200-P	11.7	3.5	-1.2	-0.9	1.5	-0.9
Specialty food store services.....		445200-1	11.7	3.5	-1.2	-0.9	1.5	-0.9
Beer, wine, and liquor stores.....	4453		5.7	0.7	-0.8	1.0	-0.2	1.6
Beer, wine, and liquor stores.....	44531		5.7	0.7	-0.8	1.0	-0.2	1.6
Beer, wine, and liquor stores.....	445310		5.7	0.7	-0.8	1.0	-0.2	1.6
Primary services.....		445310-P	5.7	0.7	-0.8	1.0	-0.2	1.6
Beer, wine, and liquor store services.....		445310-1	5.7	0.7	-0.8	1.0	-0.2	1.6
Retailing of beer, wine, and liquor.....		445310-11	5.8	1.0	-1.0	1.3	-0.2	1.9
Retailing of all other goods and sales of prepared foods.....		445310-12	5.3	-0.7	0.6	-0.2	0.2	0.2
Health and personal care stores.....	446		4.0	0.4	-0.5	0.3	-0.1	0.8
Health and personal care stores.....	4461		4.0	0.4	-0.5	0.3	-0.1	0.8
Pharmacies and drug stores.....	44611		1.8	-0.2	0.0	-0.2	0.2	0.6
Pharmacies and drug stores.....	446110		1.8	-0.2	0.0	-0.2	0.2	0.6
Primary services.....		446110-P	1.8	-0.2	0.0	-0.2	0.2	0.6
Retailing of prescription drugs.....		446110-1	3.0	-0.4	0.1	-0.4	-0.1	0.9
Retailing of over-the-counter drugs and all other goods.....		446110-4	-0.7	0.3	-0.1	0.4	0.8	0.0
Retailing of over-the-counter drugs.....		446110-41	-2.6	-2.5	3.2	-0.2	0.0	0.3
Retailing of all other goods.....		446110-42	-0.2	1.1	-0.9	0.5	1.0	0.0
Optical goods stores.....	44613		21.5	1.4	-2.2	2.4	-2.5	0.3
Optical goods stores.....	446130		21.4	1.4	-2.2	2.4	-2.5	0.3
Primary services.....		446130-P	21.5	1.5	-2.3	2.6	-2.7	0.3
Optical goods store services.....		446130-1	21.5	1.5	-2.3	2.6	-2.7	0.3
Food (health) supplement stores.....	446191		5.8	3.9	-3.2	1.9	0.0	2.5
Primary services.....		446191-P	5.8	3.9	-3.2	1.9	0.0	2.5
Food (health) supplement store services.....		446191-1	5.8	3.9	-3.2	1.9	0.0	2.5
Gasoline stations.....	447		14.2	-5.5	7.7	5.8	-8.4	-1.0
Gasoline stations.....	4471		14.2	-5.5	7.7	5.8	-8.4	-1.0
Gasoline stations.....	44710		14.2	-5.5	7.7	5.8	-8.4	-1.0
Gasoline stations.....	447100		14.3	-5.5	7.7	5.9	-8.5	-1.0
Primary products.....		447100-P	14.6	-5.7	8.1	6.1	-8.8	-1.0
Gasoline station services.....		447100-1	14.6	-5.7	8.1	6.1	-8.8	-1.0
Retailing of automotive fuels and lubricants.....		447100-11	12.2	-8.1	11.3	11.9	-12.3	-5.8
Retailing of all other goods, sales of prepared foods, and repair services.....		447100-12	19.0	-1.0	2.3	-5.5	-0.5	8.7
Clothing and clothing accessories stores.....	448		6.7	3.0	2.6	-3.5	-9.9	4.3

See footnotes at end of table.

Table 12. Producer price index percentage changes for the net output of selected industries and their products, not seasonally adjusted — Continued
[February 2022]

Title ¹	Industry code	Product code	Unadjusted 12-month percent change ²	Unadjusted 1-month percent change ²				
				Feb. 2021 to Feb. 2022 ^P	Sept. to Oct.	Oct. to Nov. ^P	Nov. to Dec. ^P	Dec. to Jan. ^P
Clothing stores.....	4481		6.9	3.6	4.2	-4.7	-13.8	6.3
Clothing stores.....	44810		6.9	3.6	4.2	-4.7	-13.8	6.3
Clothing stores.....	448100		6.9	3.6	4.2	-4.7	-13.8	6.3
Primary services.....		448100-P	6.9	3.6	4.2	-4.7	-13.8	6.3
Retailing of apparel.....		448100-1	9.6	3.0	5.0	-4.3	-13.7	7.5
Retailing of men's apparel.....		448100-11	21.3	3.6	2.6	-0.5	-1.8	2.8
Retailing of women's apparel.....		448100-12	7.4	3.1	5.2	-5.7	-16.3	9.5
Retailing of children's apparel.....		448100-13	-2.5	1.1	8.5	-4.6	-24.1	8.8
Retailing of all other goods.....		448100-2	-4.1	6.3	1.0	-6.7	-14.4	1.0
Shoe stores.....	4482		5.6	2.7	-3.0	-0.4	-1.7	-1.1
Shoe stores.....	44821		5.6	2.7	-3.0	-0.4	-1.7	-1.1
Shoe stores.....	448210		5.6	2.7	-3.0	-0.4	-1.7	-1.1
Primary services.....		448210-P	5.6	2.7	-3.0	-0.4	-1.7	-1.1
Shoe store services.....		448210-1	5.6	2.7	-3.0	-0.4	-1.7	-1.1
Jewelry, luggage and leather goods stores.....	4483		6.9	0.0	-0.5	0.2	2.7	0.3
Jewelry stores.....	44831		6.9	0.0	-0.5	0.2	2.7	0.3
Jewelry stores.....	448310		6.9	0.0	-0.5	0.2	2.7	0.3
Primary services.....		448310-P	6.9	0.0	-0.5	0.2	2.7	0.3
Jewelry store services.....		448310-1	6.9	0.0	-0.5	0.2	2.7	0.3
Sporting goods, hobby, and book stores.....	451		10.0	4.7	0.4	-3.7	2.8	-1.5
Sporting goods and hobby stores.....	4511		11.1	5.8	0.4	-2.7	1.2	-2.3
Sporting goods stores.....	45111		15.3	7.7	0.5	-3.6	1.6	-3.1
Sporting goods stores.....	451110		15.3	7.7	0.5	-3.6	1.6	-3.1
Primary services.....		451110-P	15.4	7.7	0.5	-3.6	1.6	-3.1
Sporting goods store services.....		451110-1	15.4	7.7	0.5	-3.6	1.6	-3.1
Retailing of sporting goods.....		451110-11	0.6	1.5	-0.1	-3.2	3.1	-2.2
Hobby, toy and game stores.....	45112		-0.1	0.0	0.0	0.0	0.0	0.0
Hobby, toy, and game stores.....	451120		-0.1	0.0	0.0	0.0	0.0	0.0
Primary services.....		451120-P	-0.1	0.0	0.0	0.0	0.0	0.0
Hobby, toy, and game store services.....		451120-1	-0.1	0.0	0.0	0.0	0.0	0.0
Retailing of hobby and craft goods, toys, and games (including video games). ...		451120-11	0.7	0.1	0.0	0.0	0.0	0.0
Retailing of all other goods.....		451120-12	-1.1	0.0	0.0	0.0	0.0	0.0
Book, periodical and music stores.....	4512		5.4	-0.2	0.4	-8.3	10.8	2.0
Book stores and news dealers.....	45121		5.3	-0.2	0.4	-8.3	10.8	2.0
Book stores.....	451211		5.4	-0.2	0.4	-8.3	10.8	2.0
Primary services.....		451211-P	5.4	-0.2	0.4	-8.4	10.9	2.0
Book store services.....		451211-1	5.4	-0.2	0.4	-8.4	10.9	2.0
Retailing of books.....		451211-101	8.1	0.1	0.6	-12.1	16.4	2.9
Retailing of all other goods.....		451211-102	-0.7	-0.7	0.0	0.0	0.0	0.0
General merchandise stores.....	452		15.4	0.9	1.1	0.2	2.6	3.1
Department stores.....	4522		14.6	3.5	-0.6	-0.7	3.4	5.1
Department stores.....	45221		14.6	3.5	-0.6	-0.7	3.4	5.1
Department stores.....	452210		14.6	3.5	-0.6	-0.7	3.4	5.1
Primary services.....		452210-P	14.7	3.5	-0.6	-0.7	3.4	5.1
Department store services.....		452210-1	14.7	3.5	-0.6	-0.7	3.4	5.1
Other general merchandise stores.....	4523		15.8	-0.3	2.0	0.7	2.3	2.2
Other general merchandise stores.....	45231		15.8	-0.3	2.0	0.7	2.3	2.2
Other general merchandise stores.....	452310		15.7	-0.3	2.0	0.7	2.3	2.2
Primary services.....		452310-P	16.2	-0.3	2.1	0.7	2.4	1.9
Other general merchandise store services.....		452310-1	16.2	-0.3	2.1	0.7	2.4	1.9
Warehouse clubs and supercenters.....		452310-11	20.4	-0.4	2.6	0.8	3.0	2.4
All other general merchandise stores.....		452310-12	1.2	0.1	0.0	0.3	0.0	-0.5
Office supplies, stationery and gift stores.....	4532		10.3	1.6	-0.3	-1.5	4.3	0.0
Office supplies, stationery and gift stores.....	45320		10.3	1.6	-0.3	-1.5	4.3	0.0
Office supplies, stationery, and gift stores.....	453200		10.3	1.6	-0.3	-1.5	4.3	0.0
Primary services.....		453200-P	10.3	1.6	-0.3	-1.5	4.3	0.0

See footnotes at end of table.

Table 12. Producer price index percentage changes for the net output of selected industries and their products, not seasonally adjusted — Continued
[February 2022]

Title ¹	Industry code	Product code	Unadjusted 12-month percent change ²	Unadjusted 1-month percent change ²				
			Feb. 2021 to Feb. 2022 ^P	Sept. to Oct.	Oct. to Nov. ^P	Nov. to Dec. ^P	Dec. to Jan. ^P	Jan. to Feb. ^P
Office supplies, stationery, and gift stores - Continued								
Office supplies, stationery, and gift store services.....		453200-1	10.3	1.6	-0.3	-1.5	4.3	0.0
Nonstore retailers.....	454		-0.5	-1.8	-3.2	0.7	1.2	-0.1
Electronic and mail-order shopping.....	454110		-0.8	-3.1	-3.7	-4.5	3.4	1.9
Primary services.....		454110-P	-1.1	-3.3	-3.9	-4.7	3.3	1.9
Electronic and mail-order shopping services.....		454110-1	-1.1	-3.3	-3.9	-4.7	3.3	1.9
Electronic and mail-order drugs, health aids, and cosmetics.....		454110-11	-6.5	-1.0	-2.9	-4.4	-1.4	2.5
Electronic and mail-order apparel and footwear.....		454110-12	7.0	1.8	-3.0	-7.1	-2.9	-0.5
Electronic and mail-order electronic goods, including appliances.....		454110-13	4.1	-14.6	-9.9	4.9	11.1	2.3
Electronic and mail-order home furnishings, hardware, and related goods.....		454110-14	-1.0	2.1	0.8	-15.2	19.4	-0.9
Electronic and mail-order services for all other goods.....		454110-15	3.0	-3.0	-4.2	-5.4	2.9	2.7
Fuel dealers.....	45431		0.0	2.5	-1.4	16.5	-4.5	-5.5
Fuel dealers.....	454310		0.0	2.5	-1.4	16.5	-4.5	-5.5
Primary services.....		454310-P	0.0	2.5	-1.4	16.5	-4.5	-5.5
Fuel dealer services.....		454310-1	0.0	2.5	-1.4	16.5	-4.5	-5.5
Air transportation.....	481		18.3	3.4	4.7	3.9	-5.1	0.2
Scheduled air transportation.....	4811		19.7	3.8	5.2	4.1	-5.9	0.0
Scheduled air transportation.....	48111		19.7	3.8	5.2	4.1	-5.9	0.0
Scheduled passenger air transportation.....	481111		20.1	3.8	5.3	4.3	-6.2	-0.1
Primary services.....		481111-P	20.2	3.8	5.3	4.3	-6.2	-0.1
Domestic.....		481111-1	16.3	4.5	6.1	2.4	-6.4	0.4
Domestic first class, including business.....		481111-101	47.4	13.1	10.1	2.2	-15.1	7.1
Domestic coach.....		481111-102	13.6	3.7	5.7	2.4	-5.4	-0.3
International.....		481111-2	35.5	1.3	2.6	11.5	-5.3	-1.7
International first class, including business.....		481111-201	24.2	5.4	12.2	2.7	-6.6	9.6
International coach.....		481111-202	37.1	0.9	1.6	12.5	-5.2	-2.9
Scheduled freight air transportation.....	481112		13.7	4.0	2.9	1.3	-0.5	0.4
Primary services.....		481112-P	8.0	5.6	1.6	1.9	-0.3	-2.6
Scheduled freight air transportation services.....		481112-1	8.2	5.8	1.6	1.9	-0.3	-2.7
Domestic scheduled freight air transportation services.....		481112-101	1.0	-0.8	0.1	1.8	0.2	-0.6
International scheduled freight air transportation services.....		481112-102	14.0	10.8	2.7	2.0	-0.6	-4.2
Scheduled mail air transportation services.....		481112-2	-0.1	0.0	0.0	0.0	0.0	0.0
Nonscheduled air transportation.....	4812		8.0	0.4	1.0	2.3	1.1	2.3
Nonscheduled air transportation.....	48121		8.0	0.4	1.0	2.3	1.1	2.3
Nonscheduled air passenger chartering.....	481211		4.2	0.7	-0.1	1.0	1.5	1.6
Primary services.....		481211-P	4.5	0.8	-0.1	1.1	1.5	1.6
Domestic nonscheduled air passenger services.....		481211-1	4.2	1.0	-0.1	1.4	1.1	1.4
International nonscheduled air passenger services.....		481211-2	5.8	0.0	0.0	0.0	3.5	2.3
Nonscheduled air freight chartering.....	481212		17.6	-0.1	3.7	5.5	0.1	3.9
Primary services.....		481212-P	17.7	-0.4	3.6	5.7	0.5	4.1
Domestic nonscheduled air freight services.....		481212-1	11.7	-1.2	4.8	11.4	-1.1	-4.4
International nonscheduled air freight services.....		481212-2	18.9	-0.2	3.4	4.6	0.9	5.9
Other receipts.....		481212-SM	15.0	4.2	5.5	2.2	-5.7	0.6
Rail transportation.....	482		8.2	0.7	0.7	0.4	1.3	0.3
Rail transportation.....	4821		8.2	0.7	0.7	0.4	1.3	0.3
Rail transportation.....	48211		8.2	0.7	0.7	0.4	1.3	0.3
Line-haul railroads.....	482111		8.2	0.7	0.7	0.4	1.3	0.3
Primary services.....		482111-P	8.2	0.7	0.7	0.4	1.3	0.3
Freight rail transportation.....		482111-4	8.4	0.8	0.7	0.4	1.4	0.3
Carload freight rail transportation.....		482111-411	5.9	0.6	0.0	0.7	1.7	-0.3
Intermodal freight rail transportation.....		482111-412	18.7	1.2	3.2	-0.4	0.3	2.4
Passenger rail transportation.....		482111-5	0.8	0.0	0.0	0.0	0.0	0.0
Coach service class.....		482111-506	0.0	0.0	0.0	0.0	0.0	0.0
All other service classes.....		482111-507	2.0	0.0	0.0	0.0	0.0	0.0
Water transportation.....	483		19.9	2.4	-0.2	1.9	1.3	1.5
Deep sea freight transportation.....	483111		27.0	2.9	-1.0	3.5	1.0	1.2
Primary services.....		483111-P	27.0	2.9	-1.0	3.5	1.0	1.2
Deep sea freight transportation services.....		483111-5	27.0	2.9	-1.0	3.5	1.0	1.2

See footnotes at end of table.

Table 12. Producer price index percentage changes for the net output of selected industries and their products, not seasonally adjusted — Continued
 [February 2022]

Title ¹	Industry code	Product code	Unadjusted 12-month percent change ²	Unadjusted 1-month percent change ²				
				Feb. 2021 to Feb. 2022 ^P	Sept. to Oct.	Oct. to Nov. ^P	Nov. to Dec. ^P	Dec. to Jan. ^P
Coastal and Great Lakes freight transport.....	483113		15.0	2.1	1.0	-0.1	2.4	1.5
Primary services.....		483113-P	14.9	2.2	1.1	-0.3	2.2	1.4
Coastal and intercoastal freight transportation.....		483113-1	18.0	3.3	1.1	-0.9	3.0	1.3
Great Lakes - St. Lawrence Seaway freight transportation.....		483113-2	11.7	1.2	1.2	-1.6	1.7	1.8
Coastal and intercoastal towing transportation.....		483113-3	9.0	0.0	0.8	2.1	0.5	1.7
Inland water transportation.....	4832		6.1	1.4	0.4	0.4	0.6	3.0
Inland water transportation.....	48321		6.1	1.4	0.4	0.4	0.6	3.0
Inland water freight transportation.....	483211		6.1	1.4	0.4	0.4	0.6	3.0
Primary services.....		483211-P	7.1	1.5	0.4	0.4	0.7	3.2
Inland water freight transportation services.....		483211-3	7.1	1.5	0.4	0.4	0.7	3.2
Truck transportation.....	484		19.7	2.0	3.0	1.4	1.4	1.6
General freight trucking.....	4841		22.3	2.3	3.9	1.6	1.4	1.9
General freight trucking, local.....	48411		13.7	2.9	1.2	0.0	1.4	0.9
General freight trucking, local.....	484110		13.6	2.9	1.2	0.0	1.4	0.9
Primary services.....		484110-P	14.3	3.9	0.8	0.0	1.6	0.3
General freight trucking services, local.....		484110-1	14.3	3.9	0.8	0.0	1.6	0.3
General freight trucking, local, truckload.....		484110-15	15.8	5.2	0.2	0.1	1.3	0.0
General freight trucking, local, less than truckload.....		484110-16	10.2	0.2	2.5	-0.2	2.3	1.0
Other receipts.....		484110-SM	11.8	0.1	2.6	0.0	0.8	2.7
General freight trucking, long-distance.....	48412		24.0	2.1	4.4	1.9	1.4	2.1
General freight trucking, long-distance TL.....	484121		28.2	2.5	5.1	2.8	0.9	2.4
Primary services.....		484121-P	28.5	3.8	3.3	0.4	2.6	2.5
General freight trucking, long-distance, truckload.....		484121-2	28.5	3.8	3.3	0.4	2.6	2.5
General freight trucking, long-distance LTL.....	484122		15.0	1.1	3.0	-0.1	2.6	1.3
Primary services.....		484122-P	15.0	1.1	3.0	-0.1	2.6	1.3
General freight trucking, long-distance less than truckload.....		484122-1	15.0	1.1	3.0	-0.1	2.6	1.3
Specialized freight trucking.....	4842		13.1	1.1	0.8	0.9	1.5	0.9
Used household and office goods moving.....	48421		12.5	-0.6	0.1	0.9	0.2	0.4
Used household and office goods moving.....	484210		12.6	-0.6	0.1	0.9	0.2	0.4
Primary services.....		484210-P	12.5	-0.6	0.1	0.9	0.2	0.4
Used household and office goods moving, except local.....		484210-2	13.4	1.1	-0.1	0.8	0.2	0.1
Residential moving services, except local.....		484210-21	14.4	1.5	-0.4	0.7	0.3	-0.4
Commercial and other goods moving services, except local.....		484210-22	10.5	-0.3	0.6	1.2	0.0	1.8
Used household and office goods moving, local.....		484210-4	10.8	-4.2	0.5	1.0	0.0	1.0
Residential moving services, local.....		484210-41	11.1	-5.9	0.7	1.3	0.0	0.0
Commercial and other goods moving services, local.....		484210-42	9.5	1.8	0.0	0.2	0.0	4.3
Specialized freight (except used) trucking, local.....	48422		9.9	0.6	1.6	0.7	2.7	1.1
Specialized freight (except used goods) trucking, local.....	484220		9.9	0.6	1.6	0.7	2.7	1.1
Primary services.....		484220-P	10.0	0.6	1.6	0.6	2.8	1.2
Specialized freight (except used goods) trucking, local.....		484220-6	10.0	0.6	1.6	0.6	2.8	1.2
Local hazardous materials trucking (except waste).....		484220-601	9.9	1.2	0.0	0.0	4.6	0.8
Local agricultural products trucking without storage.....		484220-602	12.7	2.8	0.0	0.2	0.0	2.5
Dump trucking.....		484220-603	8.0	0.0	3.4	0.0	3.4	0.0
Local specialized trucking without storage.....		484220-604	9.9	0.0	0.8	2.2	2.5	0.0
Specialized freight (except used) trucking, long-distance.....	48423		16.7	2.4	0.3	1.0	0.9	0.9
Specialized freight (except used goods) trucking, long-distance.....	484230		16.7	2.4	0.3	1.0	0.9	0.9
Primary services.....		484230-P	16.4	2.6	0.3	1.1	0.8	1.0
Specialized freight (except used goods) trucking, long-distance.....		484230-6	16.4	2.6	0.3	1.1	0.8	1.0
Agricultural products trucking, long-distance.....		484230-602	16.4	3.1	-0.6	1.9	0.4	3.4
All other specialized trucking, long-distance.....		484230-603	16.3	2.5	0.4	1.0	0.9	0.7
Other receipts.....		484230-SM	-	1.1	0.2	-	-	-
Pipeline transportation of crude oil.....	4861		2.5	0.1	0.0	0.0	-0.7	0.0
Pipeline transportation of crude oil.....	48611		2.5	0.1	0.0	0.0	-0.7	0.0
Pipeline transportation of crude oil.....	486110		2.5	0.1	0.0	0.0	-0.7	0.0
Primary services.....		486110-P	2.6	0.1	0.0	0.0	-0.7	0.0
Pipeline transportation of crude oil.....		486110-3	2.6	0.1	0.0	0.0	-0.7	0.0
Trans-Alaskan Pipeline System transportation.....		486110-311	-11.8	0.0	0.0	0.0	-0.9	0.0
Pipeline transportation of crude petroleum, except on the Trans-Alaskan Pipeline System.....		486110-312	3.8	0.1	0.0	0.0	-0.7	0.0

See footnotes at end of table.

Table 12. Producer price index percentage changes for the net output of selected industries and their products, not seasonally adjusted — Continued
 [February 2022]

Title ¹	Industry code	Product code	Unadjusted 12-month percent change ²	Unadjusted 1-month percent change ²				
				Feb. 2021 to Feb. 2022 ^P	Sept. to Oct.	Oct. to Nov. ^P	Nov. to Dec. ^P	Dec. to Jan. ^P
Other pipeline transportation.....	4869		0.7	0.0	0.0	0.0	0.4	0.0
Pipeline transportation of refined petroleum products.....	48691		0.7	0.0	0.0	0.0	0.4	0.0
Refined petroleum product pipeline transport.....	486910		0.7	0.0	0.0	0.0	0.4	0.0
Primary services.....		486910-P	0.7	0.0	0.0	0.0	0.4	0.0
Pipeline transportation of refined petroleum products.....		486910-1	0.7	0.0	0.0	0.0	0.4	0.0
Transportation support activities.....	488		20.5	-1.2	-0.4	2.5	-2.2	0.9
Air transportation support activities.....	4881		1.6	-1.4	-0.3	-0.1	-0.2	0.5
Airport operations.....	48811		-0.5	-2.6	-0.8	0.0	-1.1	0.1
Other airport operations.....	488119		-0.5	-2.6	-0.8	0.0	-1.1	0.1
Primary services.....		488119-P	-0.5	-2.6	-0.8	0.0	-1.1	0.1
Aeronautical services.....		488119-5	-5.8	-2.1	0.1	0.0	-0.8	0.0
Landing fees.....		488119-501	-13.6	-3.5	0.0	0.0	0.2	0.0
Terminal rental.....		488119-502	4.2	-4.8	0.3	0.0	3.9	0.0
Other aeronautical services.....		488119-503	-7.7	0.1	0.0	0.0	-3.8	0.0
Non-aeronautical services.....		488119-6	13.8	-3.6	-2.6	-0.1	-1.8	0.2
Airport parking.....		488119-601	6.6	0.8	2.8	0.0	1.0	0.4
Lease space for rental cars.....		488119-602	46.6	-13.1	-16.4	2.2	-6.5	0.0
Lease space for concessions.....		488119-603	40.9	1.4	0.3	-3.9	-7.5	0.0
Other non-aeronautical services.....		488119-604	-3.7	-3.8	0.0	0.0	0.0	0.0
Other air transportation support activities.....	48819		4.8	0.3	0.3	-0.2	1.1	1.1
Other support activities for air transport.....	488190		4.7	0.3	0.3	-0.2	1.1	1.1
Primary services.....		488190-P	4.6	0.3	0.3	-0.2	1.0	1.1
Other air transportation support activities.....		488190-5	4.5	0.3	0.3	-0.2	1.0	1.1
Water transportation support activities.....	4883		3.6	1.0	-0.2	0.3	0.5	0.3
Port and harbor operations.....	48831		4.8	2.7	-0.8	0.6	2.5	0.1
Port and harbor operations.....	488310		4.8	2.7	-0.8	0.6	2.5	0.1
Primary services.....		488310-P	4.8	2.7	-0.8	0.6	2.5	0.1
Port and harbor services.....		488310-1	4.8	2.7	-0.8	0.6	2.5	0.1
Other receipts.....		488310-SM	2.2	0.2	0.0	0.0	0.0	1.6
Marine cargo handling.....	48832		1.6	0.7	0.0	0.0	0.0	0.0
Marine cargo handling.....	488320		1.6	0.7	0.0	0.0	0.0	0.0
Primary services.....		488320-P	1.7	0.7	0.0	0.0	0.0	0.0
Movement of containers.....		488320-8	1.7	0.8	0.0	0.0	0.0	0.0
Other marine cargo handling.....		488320-9	1.2	0.3	0.0	0.0	0.0	0.0
Navigational services to shipping.....	48833		8.8	0.0	0.0	0.8	-0.1	1.5
Navigational services to shipping.....	488330		8.9	0.0	0.0	0.8	-0.1	1.5
Primary services.....		488330-P	8.9	0.0	0.0	0.7	-0.1	1.6
Navigational services to shipping and salvage.....		488330-1	8.9	0.0	0.0	0.7	-0.1	1.6
Freight transportation arrangement.....	4885		44.0	-1.7	-0.6	4.7	-4.2	1.3
Freight transportation arrangement.....	48851		44.0	-1.7	-0.6	4.7	-4.2	1.3
Freight transportation arrangement.....	488510		44.1	-1.7	-0.6	4.7	-4.2	1.3
Primary services.....		488510-P	45.5	-1.8	-0.6	4.8	-4.3	1.3
Freight forwarding.....		488510-1	9.7	-0.3	1.2	1.1	-0.3	-1.6
Arrangement of freight and cargo n.e.c.....		488510-2	73.3	-2.5	-1.4	6.7	-6.3	2.8
U.S. Postal Service.....	491		5.5	1.0	0.0	0.0	-0.9	0.0
U.S. Postal Service.....	4911		5.5	1.0	0.0	0.0	-0.9	0.0
U.S. Postal Service.....	49111		5.5	1.0	0.0	0.0	-0.9	0.0
U.S. Postal Service.....	491110		5.5	1.0	0.0	0.0	-0.9	0.0
Primary services.....		491110-P	5.5	1.0	0.0	0.0	-0.9	0.0
Mailing services (market dominant services).....		491110-7	7.0	0.1	0.0	0.0	0.0	0.0
First class mail.....		491110-71	7.0	0.2	0.0	0.0	-0.1	0.0
Retail letters.....		491110-711	5.5	0.0	0.0	0.0	0.0	0.0
Commercial letters.....		491110-712	7.4	0.0	0.0	0.0	0.0	0.0
Retail and commercial flats.....		491110-713	10.5	0.0	0.0	0.0	0.0	0.0
Other first class mail and fees.....		491110-714	8.0	2.4	0.0	0.0	-0.7	0.0
Periodicals mail.....		491110-72	8.6	0.0	0.0	0.0	0.0	0.0
Outside county.....		491110-721	8.7	0.0	0.0	0.0	0.0	0.0
Other periodicals mail and fees.....		491110-722	6.0	0.0	0.0	0.0	0.0	0.0

See footnotes at end of table.

Table 12. Producer price index percentage changes for the net output of selected industries and their products, not seasonally adjusted — Continued
 [February 2022]

Title ¹	Industry code	Product code	Unadjusted 12-month percent change ²	Unadjusted 1-month percent change ²				
				Feb. 2021 to Feb. 2022 ^P	Sept. to Oct.	Oct. to Nov. ^P	Nov. to Dec. ^P	Dec. to Jan. ^P
U.S. Postal Service - Continued								
Standard class mail		491110-73	7.0	0.0	0.0	0.0	0.0	0.0
High density and saturation flats and parcels		491110-731	4.7	0.0	0.0	0.0	0.0	0.0
Carrier route basic mail		491110-732	7.9	0.0	0.0	0.0	0.0	0.0
Bulk letters		491110-733	6.7	0.0	0.0	0.0	0.0	0.0
Bulk flats		491110-734	7.7	0.0	0.0	0.0	0.0	0.0
Other standard mail and fees		491110-735	9.2	0.0	0.0	0.0	0.0	0.0
Package services mail		491110-74	7.1	0.0	0.0	0.0	0.0	0.0
Special services and fees		491110-75	7.1	0.0	0.0	0.0	0.0	0.0
Shipping services (competitive services)		491110-8	0.2	4.3	0.0	0.0	-4.0	0.0
Domestic priority mail		491110-81	-0.5	5.8	0.0	0.0	-5.9	0.0
Other shipping services and shipping special services & fees		491110-82	0.8	2.8	0.0	0.0	-2.0	0.0
Couriers and messengers	492		10.8	0.8	0.9	-0.3	6.6	0.8
Couriers and express delivery services	4921		10.7	0.4	1.0	-0.3	6.9	0.9
Couriers and express delivery services	49211		10.8	0.4	1.0	-0.3	6.9	0.9
Couriers and express delivery services	492110		10.8	0.4	1.0	-0.3	6.9	0.9
Primary services		492110-P	10.8	0.4	1.0	-0.3	6.9	0.8
Standard courier services		492110-1	9.1	0.1	0.8	0.0	6.7	0.3
Expedited courier services		492110-2	14.4	1.1	1.4	-1.1	7.4	1.9
Domestic expedited courier services		492110-201	15.6	1.2	1.4	-1.0	8.5	1.9
International expedited courier services		492110-202	11.4	1.1	1.4	-1.1	4.7	1.9
Local messengers and local delivery	4922		11.0	8.4	0.0	0.0	0.7	0.0
Local messengers and local delivery	49221		11.0	8.4	0.0	0.0	0.7	0.0
Local messengers and local delivery	492210		11.0	8.4	0.0	0.0	0.7	0.0
Primary services		492210-P	10.9	8.4	0.0	0.0	0.7	0.0
Local messengers and local delivery services		492210-1	10.9	8.4	0.0	0.0	0.7	0.0
Warehousing and storage	493		13.2	2.4	-1.4	2.4	7.0	-4.1
Warehousing and storage	4931		13.3	2.4	-1.4	2.4	7.0	-4.1
General warehousing and storage	49311		13.8	3.3	-2.5	3.3	8.4	-5.6
General warehousing and storage	493110		13.8	3.3	-2.5	3.3	8.4	-5.6
Primary services		493110-P	13.8	3.3	-2.5	3.3	8.4	-5.6
General warehousing and storage services		493110-1	13.8	3.3	-2.5	3.3	8.4	-5.6
Refrigerated warehousing and storage	49312		12.5	-1.1	3.0	-0.8	2.3	2.0
Refrigerated warehousing and storage	493120		12.5	-1.1	3.0	-0.8	2.3	2.0
Primary services		493120-P	12.5	-1.1	3.0	-0.8	2.3	2.0
Warehousing and storage of refrigerated goods		493120-2	12.5	-1.1	3.0	-0.8	2.3	2.0
Farm product warehousing and storage	49313		4.7	0.0	0.0	0.0	0.1	0.1
Farm product warehousing and storage	493130		4.8	0.0	0.0	0.0	0.1	0.1
Primary services		493130-P	4.9	0.0	0.0	0.0	0.0	0.0
Farm product warehousing and storage services		493130-1	4.9	0.0	0.0	0.0	0.0	0.0
Publishing industries, except Internet	511		1.7	0.3	0.1	-0.6	1.4	-1.3
Newspaper, book, and directory publishers	5111		3.6	-0.4	0.4	0.3	1.7	-0.5
Newspaper publishers	51111		0.3	0.9	0.4	0.5	1.6	-3.6
Newspaper publishers	511110		0.3	0.9	0.4	0.5	1.6	-3.6
Primary services		511110-P	0.3	0.9	0.4	0.5	1.6	-3.6
Newspaper advertising sales		511110-5	-3.4	1.1	0.0	0.2	1.6	-5.0
Newspaper advertising sales, print only		511110-51	-4.4	1.3	0.1	-0.7	2.0	-6.0
Newspaper advertising sales, digital only and print and digital bundled		511110-52	2.0	0.0	-0.3	5.2	-0.3	-0.3
Newspaper subscription and single copy sales		511110-6	5.1	0.7	0.9	0.8	1.6	-1.7
Newspaper subscriptions, print only		511110-61	3.8	0.5	0.9	0.8	1.0	-1.9
Newspaper subscriptions, online only and print and online bundled		511110-62	18.4	3.2	0.7	0.4	7.1	0.4
Periodical publishers	51112		4.6	-2.4	0.2	-0.3	2.7	0.4
Periodical publishers	511120		4.6	-2.4	0.2	-0.3	2.7	0.4
Primary services		511120-P	1.2	-0.1	0.2	0.0	1.0	0.0
Periodicals, advertising sales		511120-2	1.6	-0.2	0.3	0.0	1.6	0.0
Specialized business and professional periodicals, advertising sales		511120-21	3.6	0.0	0.0	0.0	3.6	0.0
General and consumer periodicals, advertising sales		511120-22	1.4	-0.2	0.4	0.0	1.2	0.0
Periodicals, subscriptions and single copy sales		511120-5	0.3	0.0	0.0	0.0	0.0	0.1

See footnotes at end of table.

Table 12. Producer price index percentage changes for the net output of selected industries and their products, not seasonally adjusted — Continued
 [February 2022]

Title ¹	Industry code	Product code	Unadjusted 12-month percent change ²	Unadjusted 1-month percent change ²				
				Feb. 2021 to Feb. 2022 ^P	Sept. to Oct.	Oct. to Nov. ^P	Nov. to Dec. ^P	Dec. to Jan. ^P
Periodical publishers - Continued								
Specialized business and professional periodicals, subscriptions and single copy sales.....		511120-51	1.3	0.0	0.0	0.0	0.0	0.3
General and consumer periodicals, subscriptions and single copy sales.....		511120-52	0.0	0.0	0.0	0.0	0.0	0.0
Book publishers.....	51113		7.0	-0.2	0.5	1.2	0.8	2.1
Book publishers.....	511130		7.0	-0.2	0.5	1.2	0.8	2.1
Primary services.....		511130-P	7.7	-0.2	0.5	1.2	0.8	2.2
Print book publishing.....		511130-F	8.9	0.5	0.2	1.0	0.8	2.6
General adult and juvenile book publishing.....		511130-F1	0.6	0.0	0.4	0.6	-0.2	-1.5
General adult book publishing.....		511130-F11	0.6	0.2	0.7	1.4	-0.3	-2.3
Juvenile book publishing.....		511130-F12	0.5	-0.4	-0.6	-1.6	-0.1	1.2
Textbook publishing, including teachers' editions and workbooks.....		511130-F2	9.7	1.3	0.6	-0.9	-0.1	6.5
College textbook publishing.....		511130-F21	9.7	3.9	-1.6	-2.9	-0.4	7.9
Elementary and high school textbook publishing.....		511130-F22	9.7	0.0	1.6	0.0	0.0	5.9
Technical, scientific, and professional book publishing.....		511130-F3	14.0	-0.4	0.0	3.2	2.5	1.6
General reference book publishing.....		511130-F4	0.8	-0.6	4.3	0.0	-8.0	0.9
Religious book publishing.....		511130-F5	3.8	4.8	-2.1	-1.3	0.9	3.6
Digital book publishing.....		511130-G	2.3	-3.6	1.8	2.3	1.0	0.0
Ebook publishing.....		511130-G1	0.7	-4.8	3.3	3.4	-0.8	-0.8
Other digital book publishing.....		511130-G2	5.3	-1.1	-1.1	0.0	4.8	1.8
Other receipts.....		511130-SM	-5.3	0.0	0.0	0.0	0.0	0.0
Directory and mailing list publishers.....	51114		1.9	0.4	0.2	-1.2	2.9	-0.5
Directory and mailing list publishers.....	511140		1.9	0.4	0.2	-1.2	2.9	-0.5
Primary services.....		511140-P	1.9	0.4	0.2	-1.3	2.9	-0.5
Directory and mailing list publishing - advertising sales incl. telephone directory listings.....		511140-1	0.0	0.0	0.0	0.0	0.0	0.0
Directory and mailing list publishing - subscription, content, and licensing sales.....		511140-5	9.1	2.2	1.1	-6.2	14.7	-2.5
Other publishers.....	51119		2.1	0.2	1.4	0.0	0.2	0.2
Greeting card publishers.....	511191		2.3	0.1	1.8	0.0	-0.1	0.2
Primary services.....		511191-P	2.1	0.1	2.0	0.0	-0.1	0.2
Greeting card publishing.....		511191-3	2.1	0.1	2.0	0.0	-0.1	0.2
Other receipts.....		511191-SM	-	0.1	0.0	-0.2	0.3	-
All other publishers.....	511199		1.9	0.4	0.4	0.0	0.8	0.0
Primary services.....		511199-P	1.9	0.5	0.4	0.0	0.8	0.0
All other publishing including yearbooks, art prints, patterns, and trading cards.....		511199-6	1.9	0.5	0.4	0.0	0.8	0.0
Software publishers.....	5112		0.4	0.8	-0.2	-1.1	1.3	-1.9
Software publishers.....	51121		0.4	0.8	-0.2	-1.1	1.3	-1.9
Software publishers.....	511210		0.5	0.8	-0.2	-1.1	1.3	-1.9
Primary services.....		511210-P	1.5	0.9	-0.2	0.2	0.9	-2.4
Software publishing, except games.....		511210-5	0.7	1.1	-0.5	0.3	0.0	-2.5
Application software publishing.....		511210-502	-1.2	1.8	-0.7	0.1	-0.6	-5.3
Desktop and portable device application software publishing.....		511210-50201	0.6	1.1	-2.1	0.2	-1.3	0.1
Other application software publishing.....		511210-50202	-2.8	2.3	0.4	0.0	-0.1	-9.5
Software maintenance, technical support, and other services related to software publishing.....		511210-504	1.0	0.0	0.0	0.0	0.6	0.1
Game software publishing.....		511210-7	-	-1.9	5.9	-1.7	21.7	-
Broadcasting, except Internet.....	515		-1.6	1.0	3.2	0.6	-0.9	-0.3
Radio and television broadcasting.....	5151		3.7	0.2	3.6	0.6	-4.5	-0.8
Radio broadcasting.....	51511		8.5	-2.0	5.6	-1.8	-8.9	6.1
Radio broadcasting.....	515110		8.5	-2.0	5.6	-1.8	-8.9	6.0
Primary services.....		515110-P	9.4	-2.1	6.1	-1.9	-9.8	6.7
Radio station services.....		515110-1	11.0	-2.8	8.2	-2.5	-12.8	9.1
Radio station advertising sales.....		515110-101	13.2	-3.3	9.6	-2.9	-15.0	10.9
Radio station advertising sales, local.....		515110-10101	11.8	-2.4	10.1	-5.2	-13.5	12.2
Radio station advertising sales, national and regional.....		515110-10102	17.9	-6.0	8.1	3.9	-19.0	7.0
Other radio station services.....		515110-102	0.0	0.0	0.0	0.0	0.0	0.0
Radio network and national syndication services.....		515110-2	4.8	0.0	0.0	0.0	0.0	0.0
Other receipts.....		515110-SM	0.6	-0.1	-0.2	0.3	0.5	0.0
Television broadcasting.....	51512		1.4	1.0	2.9	1.4	-3.0	-3.7
Television broadcasting.....	515120		1.4	1.0	2.9	1.4	-3.0	-3.7

See footnotes at end of table.

Table 12. Producer price index percentage changes for the net output of selected industries and their products, not seasonally adjusted — Continued
[February 2022]

Title ¹	Industry code	Product code	Unadjusted 12-month percent change ²	Unadjusted 1-month percent change ²				
				Feb. 2021 to Feb. 2022 ^P	Sept. to Oct.	Oct. to Nov. ^P	Nov. to Dec. ^P	Dec. to Jan. ^P
Television broadcasting - Continued								
Primary services.....		515120-P	-1.1	0.8	3.1	0.9	-3.1	-4.3
Television advertising sales.....		515120-3	0.6	1.0	3.8	1.1	-3.7	-5.3
Other television broadcasting services.....		515120-4	-7.9	0.0	0.0	0.0	0.0	0.0
Other receipts.....		515120-SM	15.6	2.0	0.8	4.4	-1.5	1.7
Cable and other subscription programming.....	5152		-3.9	1.4	3.0	0.7	0.8	-0.1
Cable and other subscription programming.....	51521		-3.9	1.4	3.0	0.7	0.8	-0.1
Cable and other subscription programming.....	515210		-3.9	1.4	3.0	0.7	0.8	-0.1
Primary services.....		515210-P	-3.9	1.4	3.0	0.7	0.8	-0.1
Cable network advertising services.....		515210-1	-17.4	4.7	10.2	2.1	-3.9	-0.5
Cable network programming services.....		515210-2	3.5	0.0	0.0	0.0	3.0	0.0
Telecommunications.....	517		1.5	0.3	-0.4	0.2	0.4	0.2
Wired and wireless telecommunications carriers.....	5173		1.5	0.3	-0.4	0.2	0.4	0.2
Wired and wireless telecommunications carriers.....	51731		1.5	0.3	-0.4	0.2	0.4	0.2
Wired telecommunications carriers.....	517311		2.0	0.5	-0.5	0.3	0.6	0.3
Primary products.....		517311-P	2.0	0.5	-0.5	0.3	0.6	0.3
Local telephone service, except private lines.....		517311-1	0.3	0.0	0.0	0.0	0.1	0.0
Residence local telephone service.....		517311-111	0.0	0.0	0.0	0.0	0.0	0.0
Business and other local telephone service.....		517311-112	0.8	-0.1	0.0	0.0	0.3	0.0
Public switched toll service.....		517311-2	4.5	1.1	1.1	0.1	1.1	0.0
Residence switched toll service.....		517311-21	4.2	1.6	1.3	-0.5	1.0	0.0
Business switched toll and other toll service.....		517311-22	4.9	0.4	0.8	1.1	1.1	0.0
Private line telephone service.....		517311-3	0.0	0.0	0.0	0.0	0.0	0.0
All-distance telephone service.....		517311-4	4.3	0.0	0.0	0.0	0.0	0.0
Video programming distribution.....		517311-5	2.6	0.0	0.0	0.0	2.2	1.6
Video programming subscriber services.....		517311-501	2.5	0.0	0.0	0.0	2.3	1.8
Advertising services.....		517311-502	3.5	0.0	0.0	0.0	0.0	0.0
Internet access services.....		517311-6	-0.8	-0.1	0.0	0.1	0.0	0.0
Residential Internet access services.....		517311-601	-1.0	-0.2	0.0	0.2	0.0	0.0
Business Internet access services.....		517311-602	-0.7	0.0	0.0	0.0	0.0	0.0
Bundled access services.....		517311-7	3.1	1.1	-1.5	0.8	0.2	0.0
Other wired telecommunications services.....		517311-9	0.0	0.0	0.0	0.0	0.0	0.0
Wireless telecommunications carriers.....	517312		0.6	0.0	-0.1	0.0	0.0	0.0
Primary services.....		517312-P	0.6	0.0	-0.1	0.0	0.0	0.0
Wireless telecommunications services.....		517312-1	0.6	0.0	-0.1	0.0	0.0	0.0
Data processing and related services.....	5182		-0.1	0.2	0.0	0.0	-0.9	0.4
Data processing and related services.....	51821		-0.1	0.2	0.0	0.0	-0.9	0.4
Data processing, hosting and related services.....	518210		0.0	0.2	0.0	0.0	-0.9	0.4
Primary services.....		518210-P	0.0	0.2	0.0	0.0	-1.3	0.6
Business process management services.....		518210-1	0.1	0.0	0.0	0.1	0.0	0.0
Data management, information transformation, and related services.....		518210-4	0.1	0.0	0.0	0.0	0.0	0.0
Hosting, ASP, and other IT infrastructure provisioning services.....		518210-5	-0.1	0.4	0.0	-0.1	-2.3	1.1
Other receipts.....		518210-SM	0.0	0.0	0.0	0.0	0.0	0.0
Internet publishing and web search portals.....	519130		5.2	1.1	0.3	0.3	-0.4	-0.6
Primary services.....		519130-P	2.4	-0.6	0.4	0.4	0.6	-0.6
Internet publishing and web search portals - advertising sales.....		519130-1	4.1	-1.4	0.7	0.8	1.4	-1.5
Internet publishing and web search portals - subscription, content access, and licensing sales.....		519130-2	1.1	0.2	0.1	0.1	-0.1	0.1
Depository credit intermediation.....	5221		1.5	-1.3	1.8	-1.5	2.0	-1.9
Commercial banking.....	52211		1.2	-1.4	2.0	-1.8	2.1	-2.0
Commercial banking.....	522110		1.2	-1.4	2.0	-1.8	2.1	-2.0
Primary services.....		522110-P	1.2	-1.4	2.0	-1.8	2.1	-2.0
Loan services.....		522110-1	3.8	-2.6	3.3	-0.6	2.7	-3.0
Residential real estate loans, except home equity.....		522110-101	-1.4	-1.9	3.9	1.5	-0.4	-4.6
Nonresidential real estate loans.....		522110-102	8.5	-3.9	4.0	-2.1	6.3	-1.9
Home equity loans.....		522110-103	4.5	-1.1	0.3	-0.7	0.7	2.4
Commercial, industrial, and agricultural loans, except real estate.....		522110-105	9.2	-2.7	4.9	-0.1	1.6	-7.5
New and used auto and truck loans.....		522110-106	1.1	-5.6	4.9	-4.9	4.1	0.6
Credit cards, overdraft credit, and related plans.....		522110-107	0.3	-2.9	2.1	-2.7	2.9	0.2
Other loan services.....		522110-108	-1.6	-0.6	-0.1	0.1	3.7	-0.8

See footnotes at end of table.

Table 12. Producer price index percentage changes for the net output of selected industries and their products, not seasonally adjusted — Continued
 [February 2022]

Title ¹	Industry code	Product code	Unadjusted 12-month percent change ²	Unadjusted 1-month percent change ²					
				Feb. 2021 to Feb. 2022 ^P	Sept. to Oct.	Oct. to Nov. ^P	Nov. to Dec. ^P	Dec. to Jan. ^P	Jan. to Feb. ^P
Commercial banking - Continued									
Deposit services.....		522110-2	-3.3	0.7	0.2	-4.5	1.4	-0.4	
Demand deposits.....		522110-201	-6.3	0.3	1.2	-6.8	2.4	-0.9	
Time and other deposits.....		522110-202	-0.8	1.1	-0.6	-2.6	0.5	-0.1	
Trust services.....		522110-3	-3.5	0.1	-3.7	0.0	0.1	1.7	
Other banking services.....		522110-4	-1.1	-0.6	0.3	-0.3	0.4	0.6	
Savings institutions.....	52212		4.8	0.5	-0.5	3.0	0.2	-1.3	
Savings institutions.....	522120		4.8	0.5	-0.5	3.0	0.2	-1.3	
Primary services.....		522120-P	4.8	0.5	-0.5	3.0	0.2	-1.3	
Loan services.....		522120-1	-7.5	0.3	-0.7	1.1	-0.5	-3.9	
Residential real estate loans, except home equity.....		522120-101	-13.4	1.4	-3.5	2.6	-2.2	-5.4	
Nonresidential real estate loans.....		522120-102	-0.7	0.3	2.6	-1.3	1.2	0.3	
Home equity loans.....		522120-103	13.2	-2.9	6.7	2.9	2.0	-2.7	
Commercial, industrial, and agricultural loans, except real estate.....		522120-105	6.3	-2.6	8.6	-3.0	-0.3	-2.8	
New and used auto and truck loans.....		522120-106	16.9	-0.9	10.2	-6.4	3.3	0.8	
Credit cards, overdraft credit, and related plans.....		522120-109	-3.3	-1.5	-1.8	-2.2	2.4	-0.8	
Other loan services.....		522120-111	-6.6	-1.1	1.8	2.0	4.0	-6.6	
Deposit services.....		522120-2	29.8	0.9	-0.4	6.2	1.2	2.7	
Demand deposits.....		522120-201	-1.6	-0.4	-1.7	1.1	0.2	0.1	
Time and other deposits.....		522120-202	39.3	1.2	0.0	7.4	1.4	3.3	
Trusts and other banking services.....		522120-3	3.3	0.0	0.0	0.3	1.2	1.7	
Security, commodity contracts and like activity.....	523		5.0	-2.6	3.7	-0.3	0.8	-2.0	
Securities and commodity contracts intermediation and brokerage.....	5231		6.2	-4.6	5.3	0.1	-1.6	3.1	
Investment banking and securities dealing.....	52311		11.1	-6.0	6.9	0.7	-0.5	5.2	
Investment banking and securities dealing.....	523110		11.1	-6.0	6.9	0.7	-0.5	5.2	
Primary services.....		523110-P	11.1	-6.0	6.9	0.7	-0.5	5.2	
Dealer transactions.....		523110-2	3.8	-16.9	22.3	-1.1	-1.6	14.7	
Dealer transactions, equity securities.....		523110-201	6.6	-21.0	27.9	-1.1	-1.2	17.2	
Dealer transactions, debt securities and all other trading.....		523110-202	-5.9	-2.7	6.6	-1.4	-2.8	5.9	
Investment banking services.....		523110-3	16.6	0.0	0.0	1.9	0.1	0.2	
Other securities dealing services.....		523110-4	-13.7	-9.3	9.9	-5.5	-0.4	10.8	
Securities brokerage.....	52312		-3.0	-2.1	2.4	-1.2	-3.9	-1.1	
Securities brokerage.....	523120		-3.0	-2.1	2.4	-1.2	-3.9	-1.1	
Primary services.....		523120-P	-3.0	-2.1	2.4	-1.2	-3.9	-1.1	
Brokerage services.....		523120-1	0.6	-5.1	5.3	-0.9	-2.2	1.5	
Brokerage services, equities and ETFs.....		523120-101	0.8	-7.9	8.4	-1.5	-3.5	2.4	
Brokerage services, all other securities.....		523120-102	0.2	0.0	0.0	0.2	-0.1	0.0	
Other securities related services including margin lending and mutual fund sales.....		523120-4	-5.1	-0.3	0.8	-1.3	-4.8	-2.6	
Portfolio management.....	52392		4.1	-1.3	2.6	-0.3	1.8	-4.2	
Portfolio management.....	523920		4.1	-1.3	2.6	-0.3	1.8	-4.2	
Primary services.....		523920-P	4.1	-1.3	2.6	-0.3	1.8	-4.2	
Mutual fund and exchange traded fund management.....		523920-1	5.2	-1.9	4.8	-0.2	1.2	-8.1	
Management of equity funds.....		523920-101	9.2	-2.7	7.6	-0.3	1.5	-12.0	
Management of bond funds.....		523920-102	-2.1	-0.5	-0.1	-0.1	0.3	-1.1	
Management of other funds.....		523920-103	0.3	-0.5	0.1	-0.1	1.0	-0.5	
Private portfolio management.....		523920-2	3.2	-0.9	0.7	-0.4	2.4	-0.8	
Management of equity private portfolios.....		523920-201	4.5	-2.5	1.2	-0.7	5.3	-1.4	
Management of bond private portfolios.....		523920-202	-2.0	0.3	0.0	0.0	0.5	-0.3	
Management of other private portfolios.....		523920-203	4.9	1.4	0.3	-0.1	-1.8	0.0	
Investment advice.....	52393		6.7	-3.7	5.2	-1.4	2.9	-5.2	
Investment advice.....	523930		6.7	-3.7	5.2	-1.4	2.9	-5.2	
Primary services.....		523930-P	6.7	-3.7	5.2	-1.4	2.9	-5.2	
Investment advisory services.....		523930-1	6.7	-3.7	5.2	-1.4	2.9	-5.2	
Insurance carriers and related activities.....	524		1.0	-0.1	0.0	0.1	0.5	0.1	
Insurance carriers.....	5241		1.1	-0.1	0.0	0.1	0.5	0.1	
Direct life/health/medical insurance carriers.....	52411		1.1	0.0	0.0	0.0	0.8	0.0	
Direct life insurance carriers.....	524113		0.6	0.0	-0.1	0.0	0.8	0.0	
Primary services.....		524113-P	0.6	0.0	-0.1	0.0	0.8	0.0	
Life insurance policies.....		524113-1	1.4	0.0	-0.2	0.0	1.2	0.0	
Individual life insurance policies.....		524113-101	2.3	0.0	0.3	0.0	1.6	0.0	

See footnotes at end of table.

Table 12. Producer price index percentage changes for the net output of selected industries and their products, not seasonally adjusted — Continued
 [February 2022]

Title ¹	Industry code	Product code	Unadjusted 12-month percent change ²	Unadjusted 1-month percent change ²				
				Feb. 2021 to Feb. 2022 ^P	Sept. to Oct.	Oct. to Nov. ^P	Nov. to Dec. ^P	Dec. to Jan. ^P
Direct life insurance carriers - Continued								
Term life insurance policies.....		524113-10101	0.4	0.0	-0.1	0.0	0.4	0.0
Whole life insurance policies.....		524113-10102	3.9	0.0	0.6	0.1	2.9	0.0
Universal life insurance policies.....		524113-10103	1.8	0.0	0.0	0.0	0.7	0.0
Variable-universal and other individual life insurance policies.....		524113-10105	-0.1	0.0	0.0	0.0	0.0	0.0
Group life insurance policies.....		524113-102	-2.2	-0.1	-1.9	0.0	-0.2	0.0
Annuities.....		524113-2	-1.5	0.1	0.1	0.0	-0.3	0.0
Variable deferred annuities.....		524113-201	-0.1	0.0	0.0	0.0	0.0	0.0
Fixed-rate deferred annuities.....		524113-202	-4.4	0.5	0.0	0.0	-1.2	0.0
Immediate annuities.....		524113-203	-0.9	-0.5	0.8	-0.3	0.3	0.0
Disability insurance policies.....		524113-3	-0.1	0.0	0.0	0.0	-0.1	0.0
Direct health and medical insurance carriers.....	524114		1.4	0.0	0.0	0.0	0.8	0.0
Primary services.....		524114-P	1.4	0.0	0.0	0.0	0.8	0.0
Medical service plans.....		524114-1	1.4	0.0	0.0	0.0	0.8	0.0
Comprehensive medical service plans.....		524114-101	1.7	0.0	0.0	0.0	0.9	0.1
Group managed care medical service plans.....		524114-10101	1.7	0.0	0.0	0.0	1.0	0.1
Group fee-for-service medical service plans.....		524114-10102	0.7	0.0	0.0	0.0	0.0	0.0
Individual comprehensive medical service plans.....		524114-10103	1.7	0.0	0.0	0.0	0.7	0.0
Non-comprehensive medical service plans.....		524114-103	0.0	-0.2	0.0	0.0	0.4	-0.1
Dental service plans.....		524114-10301	-1.7	-0.5	0.0	0.0	0.0	-0.1
Supplemental Medicare service plans.....		524114-10302	2.6	0.0	0.0	0.0	1.2	0.0
Other medical service plans.....		524114-10303	0.1	0.0	0.0	0.0	0.0	0.0
Indemnity health insurance plans.....		524114-2	0.1	0.0	0.0	0.0	0.0	0.0
Other direct insurance carriers.....	52412		0.9	-0.2	0.0	0.3	0.0	0.4
Direct property and casualty insurers.....	524126		0.9	-0.2	0.0	0.3	0.0	0.4
Primary services.....		524126-P	0.8	-0.2	0.0	0.3	0.0	0.4
Private passenger auto insurance.....		524126-1	1.9	-0.6	0.0	0.4	-0.1	0.6
Homeowner's insurance.....		524126-2	1.2	0.1	0.0	0.0	-0.1	0.2
Commercial auto insurance.....		524126-3	-0.7	0.0	-0.4	-0.4	-0.8	0.0
Non-auto liability insurance.....		524126-4	0.6	0.0	-0.1	-0.1	0.8	0.1
Medical malpractice insurance.....		524126-402	4.0	0.0	0.0	0.0	3.5	0.0
Product and other non-auto liability insurance.....		524126-403	-0.2	0.0	-0.1	-0.2	0.2	0.1
Commercial multiple peril insurance.....		524126-5	3.8	0.0	0.8	1.7	1.5	0.3
Worker's compensation insurance.....		524126-6	-7.9	-0.2	-0.1	0.0	-1.7	0.0
Other property and casualty insurance.....		524126-7	0.2	0.3	0.1	0.0	0.3	0.5
Insurance agencies and brokerages.....	52421		0.5	0.0	0.0	0.0	0.0	0.0
Insurance agencies and brokerages.....	524210		0.6	0.0	0.0	0.0	0.0	0.0
Primary services.....		524210-P	0.5	0.0	0.0	0.0	0.0	0.0
Sale of property and casualty insurance.....		524210-1	0.8	0.0	0.0	0.0	0.0	0.0
Sale of personal property and casualty insurance.....		524210-101	0.6	0.1	0.0	0.0	0.0	0.0
Sale of private passenger auto insurance.....		524210-10101	0.4	0.1	0.0	0.0	0.0	0.0
Sale of homeowner's insurance.....		524210-10102	1.1	0.2	0.0	0.0	0.0	0.0
Sale of other personal property and casualty insurance.....		524210-10103	0.2	0.0	0.1	0.0	0.0	0.0
Sale of commercial property and casualty insurance.....		524210-102	1.1	-0.1	0.0	0.0	0.0	0.0
Sale of life insurance and annuities.....		524210-2	-0.2	0.0	0.1	0.0	0.0	0.0
Sale of health and medical insurance.....		524210-3	0.5	0.0	0.0	0.0	0.0	0.0
Sale of other insurance.....		524210-4	0.1	0.0	0.0	0.0	0.1	0.0
Lessors of nonresidential buildings (except miniwarehouses).....	53112		2.0	-1.5	0.4	0.7	1.4	-3.0
Lessors of nonresidential buildings.....	531120		2.0	-1.4	0.4	0.7	1.4	-3.0
Primary services.....		531120-P	2.0	-1.5	0.4	0.7	1.4	-3.0
Leasing of shopping centers and retail stores.....		531120-1	2.1	-3.8	-1.4	3.5	3.1	-7.0
Leasing of professional and office buildings.....		531120-2	1.4	1.0	1.3	0.2	-0.5	-1.1
Leasing of manufacturing and industrial buildings.....		531120-3	2.5	0.2	0.0	0.4	0.7	0.3
Leasing of other nonresidential buildings and facilities.....		531120-7	4.8	-7.1	3.5	-8.3	6.1	0.1
Lessors of miniwarehouse and self storage units.....	53113		14.4	1.3	0.3	1.2	0.2	1.1
Miniwarehouse and self-storage unit operators.....	531130		14.4	1.3	0.3	1.2	0.2	1.1
Primary services.....		531130-P	14.4	1.3	0.3	1.2	0.2	1.1
Miniwarehouse and self-storage unit operation.....		531130-1	14.4	1.3	0.3	1.2	0.2	1.1
Offices of real estate agents and brokers.....	5312		10.7	0.3	0.3	0.3	0.9	0.8
Offices of real estate agents and brokers.....	53121		10.7	0.3	0.3	0.3	0.9	0.8
Offices of real estate agents and brokers.....	531210		10.7	0.3	0.3	0.3	0.9	0.8

See footnotes at end of table.

Table 12. Producer price index percentage changes for the net output of selected industries and their products, not seasonally adjusted — Continued
 [February 2022]

Title ¹	Industry code	Product code	Unadjusted 12-month percent change ²	Unadjusted 1-month percent change ²				
				Feb. 2021 to Feb. 2022 ^P	Sept. to Oct.	Oct. to Nov. ^P	Nov. to Dec. ^P	Dec. to Jan. ^P
Offices of real estate agents and brokers - Continued								
Primary services.....		531210-P	10.7	0.3	0.3	0.3	0.9	0.8
Real estate brokerage, residential property sales and leases.....		531210-1	11.4	0.1	0.3	0.2	0.8	1.0
Real estate brokerage, nonresidential property sales and leases including land sales and leases.....		531210-6	7.6	1.2	0.1	0.7	1.4	-0.3
Real estate brokerage, nonresidential property sales including land sales.....		531210-601	14.0	2.1	0.3	1.4	2.4	-0.6
Real estate brokerage, nonresidential property leases including land leases.....		531210-602	1.2	0.2	0.0	0.0	0.4	0.1
Real estate property managers.....	53131		6.1	0.0	0.2	0.6	0.4	1.4
Residential property managers.....	531311		7.5	-0.1	0.2	0.8	0.0	1.0
Primary services.....		531311-P	7.5	-0.1	0.2	0.8	0.0	1.0
Residential property management services.....		531311-1	7.5	-0.1	0.2	0.8	0.0	1.0
Nonresidential property managers.....	531312		2.8	0.4	0.2	0.2	1.2	2.5
Primary services.....		531312-P	2.8	0.4	0.2	0.2	1.2	2.5
Nonresidential property management services.....		531312-1	2.8	0.4	0.2	0.2	1.2	2.5
Offices of real estate appraisers.....	531320		10.9	-0.4	0.9	1.4	2.5	1.9
Primary services.....		531320-P	10.9	-0.4	0.9	1.4	2.5	1.9
Real estate appraisal services.....		531320-1	10.9	-0.4	0.9	1.4	2.5	1.9
Automotive equipment rental and leasing.....	5321		16.3	4.7	-1.4	-1.6	-4.4	1.1
Passenger car rental and leasing.....	53211		22.9	6.6	-2.2	-2.3	-6.1	1.3
Passenger car rental.....	532111		22.9	6.6	-2.2	-2.3	-6.1	1.3
Primary services.....		532111-P	23.0	6.6	-2.2	-2.3	-6.1	1.3
Standard passenger car rental.....		532111-2	25.5	8.2	-2.9	-3.0	-8.2	1.6
Passenger car rental for business travel.....		532111-211	14.2	6.2	-3.0	-1.4	-4.3	2.0
Passenger car rental for leisure travel.....		532111-221	30.6	9.0	-2.9	-3.5	-9.7	1.5
Replacement passenger car rental.....		532111-3	15.8	1.6	0.4	-0.1	0.5	0.5
Truck, utility trailer and RV rental and leasing.....	53212		4.4	0.5	0.2	0.0	-0.7	0.6
Truck, utility trailer, and RV rental and leasing.....	532120		4.3	0.5	0.2	0.0	-0.7	0.7
Primary services.....		532120-P	4.6	0.5	0.3	0.0	-0.8	0.4
Rental of trucks, truck trailers, RVs.....		532120-1	7.5	1.5	0.4	-0.3	-0.6	0.4
Leasing of trucks, truck trailers, and RVs.....		532120-4	2.6	-0.2	0.2	0.2	-0.9	0.5
Other receipts.....		532120-SM	3.1	0.3	-0.1	0.0	-0.1	1.9
Other heavy machinery rental and leasing.....	532412		4.4	0.4	0.4	0.3	0.4	0.5
Primary services.....		532412-P	2.3	0.2	0.7	-0.1	-0.2	0.4
Construction equipment rental and leasing.....		532412-1	2.9	0.2	1.0	-0.1	-0.3	0.5
Oilfield and well drilling equipment rental and leasing.....		532412-2	0.7	0.0	0.0	0.0	0.0	0.0
Other receipts.....		532412-SM	7.3	0.8	0.0	0.8	1.1	0.6
Legal services.....	5411		5.8	0.5	-0.1	0.1	2.4	1.1
Offices of lawyers.....	54111		5.8	0.5	-0.1	0.1	2.4	1.1
Offices of lawyers.....	541110		5.8	0.5	-0.1	0.1	2.4	1.1
Primary services.....		541110-P	5.8	0.5	-0.1	0.1	2.4	1.1
Labor and employment legal services.....		541110-A	4.5	2.0	-1.3	0.7	1.3	1.2
Criminal legal services.....		541110-B	0.8	0.0	0.0	0.0	0.5	0.0
Other legal services.....		541110-C	-0.2	0.0	0.0	0.0	-0.3	0.0
Real estate legal services.....		541110-2	8.5	0.3	0.2	0.1	6.6	0.3
Civil negligence legal services.....		541110-3	6.2	0.4	0.0	0.0	3.4	0.9
Defendant representation.....		541110-301	5.7	0.6	0.0	0.0	2.7	1.1
Plaintiff representation.....		541110-302	6.9	0.0	0.0	0.0	4.7	0.4
Wills, estate planning, and probate.....		541110-6	-2.1	0.0	0.0	0.0	-2.1	0.0
Business and commercial legal services.....		541110-9	8.1	0.6	-0.1	0.1	3.0	1.9
Tax legal services.....		541110-901	8.4	0.0	0.0	0.0	7.5	0.6
Intellectual property legal services.....		541110-902	6.7	-0.1	-0.5	0.9	2.3	2.4
Bankruptcy and other business and commercial legal services.....		541110-903	8.3	0.8	0.0	-0.1	2.8	1.8
Offices of certified public accountants.....	541211		-0.4	-0.4	0.2	0.4	0.6	0.5
Primary services.....		541211-P	-0.7	-0.5	0.1	0.5	0.6	0.6
Other accounting services.....		541211-A	2.9	-2.5	0.4	4.7	-2.6	0.8
Financial auditing.....		541211-4	6.7	-0.8	-0.1	-0.3	3.3	0.7
Tax preparation and planning.....		541211-5	-8.7	0.7	0.1	-0.7	-0.3	0.2
Bookkeeping and compilation.....		541211-9	3.5	-0.4	0.1	0.4	-0.1	1.2
Other accounting services.....	541219		7.8	0.3	0.7	1.0	0.0	0.5
Primary services.....		541219-P	7.8	0.3	0.7	1.0	0.0	0.5

See footnotes at end of table.

Table 12. Producer price index percentage changes for the net output of selected industries and their products, not seasonally adjusted — Continued
 [February 2022]

Title ¹	Industry code	Product code	Unadjusted 12-month percent change ²	Unadjusted 1-month percent change ²					
				Feb. 2021 to Feb. 2022 ^P	Sept. to Oct.	Oct. to Nov. ^P	Nov. to Dec. ^P	Dec. to Jan. ^P	Jan. to Feb. ^P
Other accounting services - Continued									
Other accounting services (non-CPA firms).....		541219-1	7.8	0.3	0.7	1.0	0.0	0.5	
Architectural, engineering and related services.....	5413		4.0	0.4	0.1	0.0	2.8	0.1	
Architectural services.....	54131		2.0	0.1	0.2	0.5	0.1	0.0	
Architectural services.....	541310		2.0	0.1	0.2	0.5	0.1	0.0	
Primary services.....		541310-P	2.3	0.1	0.2	0.5	0.1	0.0	
Residential building projects.....		541310-1	4.4	0.0	0.0	3.0	-0.3	0.0	
Nonresidential building projects.....		541310-7	1.9	0.1	0.2	0.0	0.2	0.0	
Commercial and industrial building projects.....		541310-71	1.2	0.1	0.0	0.0	0.0	0.0	
Institutional building projects.....		541310-72	2.7	0.1	0.4	0.1	0.3	0.0	
Other architectural services, incl. historic restoration & architectural consulting services.....		541310-8	1.6	0.0	0.0	0.0	0.3	0.0	
Engineering services.....	54133		4.3	0.4	0.1	-0.1	3.2	0.1	
Engineering services.....	541330		4.3	0.4	0.1	-0.1	3.2	0.1	
Primary services.....		541330-P	4.8	0.5	0.1	-0.1	3.6	0.1	
Building related engineering projects.....		541330-1	1.0	0.2	0.0	0.0	0.2	0.2	
Residential building engineering projects.....		541330-101	1.5	0.6	0.0	0.0	0.0	0.5	
Commercial, public, and institutional building engineering projects.....		541330-102	2.6	0.4	0.2	0.1	0.6	0.5	
Industrial and manufacturing plant and process engineering projects.....		541330-103	0.3	0.1	0.0	0.0	0.1	0.0	
Non-building related engineering projects.....		541330-2	7.8	0.7	0.2	-0.2	6.1	0.1	
Transportation engineering projects.....		541330-201	2.7	0.4	0.7	-0.7	2.1	0.2	
Highway and roadway engineering projects.....		541330-20101	2.6	0.5	-0.2	-0.2	2.1	0.2	
Other transportation engineering projects, including mass transit engineering projects.....		541330-20102	2.7	0.2	1.7	-1.4	2.2	0.1	
Municipal utility and power generation and distribution engineering projects.....		541330-202	5.4	1.5	0.0	0.0	2.8	0.1	
All other non-building related engineering projects.....		541330-203	12.8	0.2	0.0	0.0	11.2	0.0	
Other receipts.....		541330-SM	-	0.0	-	-	-	-	
Management and technical consulting services.....	5416		3.3	0.9	-0.4	0.2	2.4	-0.2	
Management consulting services.....	54161		3.3	0.9	-0.4	0.2	2.4	-0.2	
Management consulting services.....	541610		3.3	0.9	-0.4	0.2	2.4	-0.2	
Primary services.....		541610-P	3.2	0.9	-0.4	0.2	2.4	-0.2	
Administrative and general management consulting services.....		541610-1	2.3	0.6	0.1	0.5	1.4	-0.1	
Marketing consulting services.....		541610-3	7.0	0.0	0.0	0.0	0.0	0.0	
Process, physical distribution and logistics consulting services.....		541610-4	10.9	1.4	-0.7	0.2	4.8	-1.1	
Human resources consulting services.....		541610-5	4.6	3.4	-5.0	-2.5	11.3	0.2	
Other management consulting services.....		541610-8	1.5	0.4	0.0	-0.4	1.5	-0.2	
Advertising agencies.....	54181		5.7	-2.5	4.5	1.8	1.7	0.2	
Advertising agencies.....	541810		5.7	-2.5	4.5	1.8	1.7	0.2	
Primary services.....		541810-P	6.4	-2.8	5.0	2.0	1.9	0.2	
Advertising agency services.....		541810-4	-	-2.8	5.0	2.0	1.9	0.2	
Advertising creative services billed separately.....		541810-401	-3.2	-0.3	-3.0	0.0	0.0	0.0	
Advertising placement services, including bundled placement and creative services.....		541810-402	9.8	-3.8	8.1	2.8	2.4	0.2	
Other advertising services billed separately.....		541810-403	2.8	0.0	0.0	0.0	2.8	0.0	
Other receipts.....		541810-SM	0.0	0.0	0.0	0.0	0.0	0.1	
Employment services.....	5613		4.5	0.2	0.9	0.9	0.8	-0.1	
Employee leasing services.....	56133		1.9	0.1	0.0	0.0	0.0	0.0	
Professional employer organizations.....	561330		1.9	0.1	0.0	0.0	0.0	0.0	
Primary services.....		561330-P	1.9	0.1	0.0	0.0	0.0	0.0	
Co-employment staffing.....		561330-1	1.9	0.1	0.0	0.0	0.0	0.0	
Staffing services (except PEOs).....	56138		6.3	0.2	1.5	1.6	1.3	-0.1	
Staffing services (except PEOs).....	561380		6.3	0.2	1.5	1.6	1.3	-0.1	
Primary services.....		561380-P	6.4	0.2	1.5	1.5	1.4	-0.1	
Temporary help services.....		561380-1	6.7	0.5	1.6	1.5	1.7	-0.4	
Temporary help services, office and clerical.....		561380-101	1.3	2.9	1.0	0.5	1.1	-2.6	
Temporary help services, light and heavy industrial.....		561380-102	3.4	-2.5	1.8	1.0	0.8	-0.6	
Temporary help services, technical and professional.....		561380-103	7.0	0.7	0.5	0.8	0.6	-0.3	
Temporary help services, medical.....		561380-104	39.3	4.1	6.8	6.8	7.7	2.7	
Temporary help services, other.....		561380-105	-8.0	-0.5	0.1	0.5	1.3	-0.7	
Employment placement services.....		561380-2	6.3	-2.0	0.2	2.3	0.5	0.6	
Executive search services.....		561380-3	-0.5	-0.6	1.7	-0.1	-5.1	5.2	

See footnotes at end of table.

Table 12. Producer price index percentage changes for the net output of selected industries and their products, not seasonally adjusted — Continued
 [February 2022]

Title ¹	Industry code	Product code	Unadjusted 12-month percent change ²	Unadjusted 1-month percent change ²				
				Feb. 2021 to Feb. 2022 ^P	Sept. to Oct.	Oct. to Nov. ^P	Nov. to Dec. ^P	Dec. to Jan. ^P
Travel agencies.....	56151		1.6	-1.7	-0.4	-0.8	0.8	0.0
Travel agencies.....	561510		1.6	-1.7	-0.4	-0.8	0.8	0.0
Primary services.....		561510-P	1.9	-1.7	-0.4	-0.8	0.8	0.0
Flight bookings.....		561510-1	-5.7	-4.4	0.3	0.1	1.0	-0.6
Domestic flight bookings.....		561510-111	-17.6	-8.1	0.5	-0.2	0.1	-0.2
International flight bookings.....		561510-112	2.4	-2.1	0.2	0.3	1.5	-0.8
Other travel agency services, except flight bookings.....		561510-2	5.1	-0.7	-0.7	-1.2	0.8	0.2
Hotel and car rental bookings.....		561510-211	18.6	0.3	0.7	1.0	1.9	0.5
Hotel bookings.....		561510-2111	15.9	-2.4	0.3	0.8	3.5	0.7
Car rental bookings.....		561510-2112	32.2	12.9	2.3	1.5	-4.5	-0.6
Cruise and tour bookings.....		561510-222	6.7	-3.3	-3.4	-6.1	1.6	0.3
Cruise bookings.....		561510-2221	3.0	-8.9	-5.0	-4.8	-0.7	-2.4
Packaged tour bookings.....		561510-2222	8.9	0.4	-2.5	-6.8	2.9	1.9
All other travel agency services.....		561510-233	-	0.0	0.0	0.0	0.0	-
Security guards and patrol services.....	561612		6.1	0.6	0.0	0.5	1.1	0.1
Primary services.....		561612-P	6.1	0.6	0.0	0.5	1.1	0.1
Security guard services.....		561612-1	6.1	0.6	0.0	0.5	1.1	0.1
Janitorial services.....	56172		8.0	0.1	0.2	2.4	1.6	1.3
Janitorial services.....	561720		8.1	0.1	0.2	2.4	1.6	1.3
Primary services.....		561720-P	8.5	0.1	0.3	2.6	1.7	1.4
Janitorial cleaning services.....		561720-5	8.5	0.1	0.3	2.6	1.7	1.4
Nonresidential cleaning services.....		561720-51	8.4	0.1	0.3	2.9	1.7	1.6
Residential cleaning services.....		561720-52	8.6	0.0	0.0	0.0	1.3	0.0
Waste collection.....	5621		4.0	0.9	0.1	0.1	0.5	1.5
Waste collection.....	56211		4.0	0.9	0.1	0.1	0.5	1.5
Solid waste collection.....	562111		4.1	0.9	0.1	0.1	0.5	1.5
Primary services.....		562111-P	4.5	1.0	0.1	0.2	0.7	1.5
Solid waste collection services.....		562111-2	4.5	1.0	0.1	0.2	0.7	1.5
Offices of physicians.....	6211		1.0	0.1	0.3	0.1	-0.3	0.2
Offices of physicians.....	62111		1.0	0.1	0.3	0.1	-0.3	0.2
Offices of physicians, except mental health.....	621111		1.1	0.1	0.3	0.1	-0.3	0.2
Primary services.....		621111-P	1.1	0.1	0.3	0.1	-0.3	0.2
One and two physician practices and single specialty group practices.....		621111-4	0.5	0.0	0.0	0.0	-0.4	0.3
General/family practice.....		621111-411	2.7	0.2	0.0	0.0	0.0	2.1
Internal medicine.....		621111-412	-0.3	0.0	0.0	0.0	-0.3	0.0
General surgery and other surgical specialties.....		621111-413	-1.0	0.0	0.0	0.0	-1.0	0.0
Pediatrics.....		621111-414	6.1	0.0	0.0	0.0	-0.1	0.0
Obstetrics/gynecology.....		621111-415	0.0	0.0	0.0	0.0	0.0	0.0
Other specialty.....		621111-419	0.4	0.0	0.2	0.0	-0.3	0.0
Multispecialty group practice.....		621111-5	2.6	0.2	0.8	0.5	0.0	-0.1
Offices of dentists.....	6212		3.9	0.0	0.0	0.0	2.1	0.9
Offices of dentists.....	62121		3.9	0.0	0.0	0.0	2.1	0.9
Offices of dentists.....	621210		3.9	0.0	0.0	0.0	2.1	0.9
Primary services.....		621210-P	3.9	0.0	0.0	0.0	2.1	0.9
Dental visits and consultations.....		621210-1	7.0	0.0	0.0	0.0	3.5	1.8
Private insurance patients: dental visits and consultations.....		621210-11	5.0	0.0	0.0	0.0	0.6	2.9
Medicare, Medicaid and all other patients: dental visits and consultations.....		621210-12	9.8	0.0	0.0	0.0	7.5	0.4
Dental surgical intervention services.....		621210-2	2.0	0.0	0.0	0.0	1.8	0.0
Private insurance patients: dental surgical intervention services.....		621210-21	1.9	0.0	0.0	0.0	1.6	0.0
Medicare, Medicaid and all other patients: dental surgical intervention services.....		621210-22	2.2	0.0	0.0	0.0	2.2	0.0
Dental non-surgical intervention services.....		621210-3	2.3	0.0	0.0	0.0	1.2	0.5
Private insurance patients: dental non-surgical intervention services.....		621210-31	1.1	0.0	0.0	0.0	0.2	0.6
Medicare, Medicaid and all other patients: dental non-surgical intervention services.....		621210-32	3.8	0.0	0.0	0.0	2.4	0.3
Medical and diagnostic laboratories.....	6215		-0.2	0.0	0.0	0.0	0.0	0.0
Medical and diagnostic laboratories.....	62151		-0.2	0.0	0.0	0.0	0.0	0.0
Medical laboratories.....	621511		0.2	0.0	0.0	0.0	0.3	0.0
Primary services.....		621511-P	0.2	0.0	0.0	0.0	0.3	0.0
Medical laboratory services.....		621511-2	0.2	0.0	0.0	0.0	0.3	0.0
Medicare patients.....		621511-23	0.0	0.0	0.0	0.0	0.0	0.0

See footnotes at end of table.

Table 12. Producer price index percentage changes for the net output of selected industries and their products, not seasonally adjusted — Continued
 [February 2022]

Title ¹	Industry code	Product code	Unadjusted 12-month percent change ²	Unadjusted 1-month percent change ²				
				Feb. 2021 to Feb. 2022 ^P	Sept. to Oct.	Oct. to Nov. ^P	Nov. to Dec. ^P	Dec. to Jan. ^P
Medical laboratories - Continued								
Medicaid patients.....		621511-24	-0.8	0.0	-0.1	0.0	-0.1	0.0
Private insurance patients.....		621511-25	0.3	0.0	-0.1	-0.1	0.2	0.0
All other patients.....		621511-26	0.5	0.0	0.0	0.0	0.8	-0.3
Diagnostic imaging centers.....	621512		-0.9	0.0	0.0	0.0	-0.4	0.0
Primary services.....		621512-P	-0.9	0.0	0.0	0.0	-0.4	0.0
Diagnostic imaging services.....		621512-4	-0.9	0.0	0.0	0.0	-0.4	0.0
Medicare and Medicaid patients.....		621512-41	-0.8	0.0	0.0	0.0	-1.8	0.0
Private insurance and all other patients.....		621512-42	-0.9	0.0	0.0	0.0	0.0	0.0
Home health care services.....	6216		2.6	0.7	0.1	0.0	1.2	0.0
Home health care services.....	62161		2.6	0.7	0.1	0.0	1.2	0.0
Home health care services.....	621610		2.7	0.7	0.1	0.0	1.2	0.0
Primary services.....		621610-P	2.6	0.6	0.1	0.0	1.2	0.0
Medicare and Medicaid patients.....		621610-3	2.7	0.7	0.1	0.0	1.5	0.0
Medicare patients.....		621610-31	2.8	0.7	0.0	0.0	2.0	0.0
Medicaid patients.....		621610-32	2.7	0.7	0.2	0.0	0.9	0.1
Private insurance and all other patients.....		621610-4	2.0	0.0	0.0	0.0	0.3	0.0
Private insurance patients.....		621610-41	0.0	0.0	0.0	0.0	0.0	0.0
All other patients.....		621610-42	3.0	0.0	0.0	0.0	0.5	0.0
Other receipts.....		621610-SM	4.0	2.9	0.0	0.0	0.9	0.0
All other ambulatory health care services.....	62199		1.8	0.3	0.2	0.2	0.2	0.4
Blood and organ banks.....	621991		1.8	0.3	0.2	0.2	0.2	0.4
Primary services.....		621991-P	1.7	0.3	0.2	0.2	0.2	0.3
Human blood services.....		621991-1	1.9	0.5	0.0	0.0	0.6	0.4
Human red blood and whole blood services.....		621991-12	0.5	0.6	0.1	0.1	0.5	0.4
Human blood plasma services.....		621991-13	2.3	0.1	-0.3	0.0	0.7	0.5
Human blood platelet and other blood services.....		621991-14	9.7	0.6	0.2	0.1	0.5	0.1
Human organ, bone, tissue, and other bank services.....		621991-2	1.1	-0.1	1.0	0.7	-1.0	0.2
Other receipts.....		621991-SM	6.2	-0.8	-0.9	0.1	2.4	2.0
Hospitals.....	622		2.1	0.1	0.1	0.2	1.3	0.0
General medical and surgical hospitals.....	6221		2.0	0.2	0.1	0.1	1.3	0.1
General medical and surgical hospitals.....	62211		2.0	0.2	0.1	0.1	1.3	0.1
General medical and surgical hospitals.....	622110		2.0	0.2	0.1	0.1	1.3	0.1
Primary services.....		622110-P	2.1	0.2	0.1	0.1	1.3	0.1
Certain infectious and parasitic diseases.....		622110-201	6.6	0.5	0.6	0.5	4.9	0.0
Neoplasms.....		622110-202	2.4	-1.2	-0.1	0.4	2.0	0.9
Diseases of the blood & blood-forming organs & certain disorders involving the immune mechanism.....		622110-203	4.0	2.1	0.0	0.0	1.3	0.0
Endocrine, nutritional and metabolic diseases.....		622110-204	-0.4	1.0	1.9	0.0	1.4	0.0
Mental and behavioural disorders.....		622110-205	5.5	-0.6	0.0	0.0	-0.1	0.0
Diseases of the nervous system.....		622110-206	2.4	0.0	0.0	0.5	0.7	-0.8
Diseases of the circulatory system.....		622110-209	0.9	0.2	0.0	0.0	0.7	0.0
Diseases of the respiratory system.....		622110-210	1.9	0.9	0.0	0.1	1.0	-0.2
Diseases of the digestive system.....		622110-211	3.3	0.5	0.0	0.0	0.9	-0.2
Diseases of the skin and subcutaneous tissue.....		622110-212	-6.0	0.5	0.0	0.8	0.1	0.2
Diseases of the musculoskeletal system and connective tissue.....		622110-213	2.0	0.9	0.0	0.3	0.7	-0.2
Diseases of the genitourinary system.....		622110-214	1.6	0.0	0.1	0.2	0.9	-0.1
Pregnancy, childbirth and the puerperium.....		622110-215	6.8	0.1	0.0	0.1	0.9	-0.4
Certain conditions originating in the perinatal period.....		622110-216	4.2	0.0	0.0	0.0	0.0	0.0
Symptoms, signs and abnormal clinical and laboratory findings, not elsewhere classified.....		622110-218	1.9	0.0	0.0	0.0	1.8	0.6
Injury, poisoning and certain other consequences of external causes.....		622110-219	-1.0	0.0	0.0	0.0	1.1	0.0
Factors influencing health status and contact with health services.....		622110-221	4.5	0.3	0.0	0.0	3.0	0.0
Other diseases.....		622110-223	1.5	-0.1	0.0	0.3	0.8	0.0
Psychiatric and substance abuse hospitals.....	6222		6.7	0.2	0.0	0.0	4.0	0.0
Psychiatric and substance abuse hospitals.....	62221		6.7	0.2	0.0	0.0	4.0	0.0
Psychiatric and substance abuse hospitals.....	622210		6.7	0.2	0.0	0.0	4.0	0.0
Primary services.....		622210-P	6.7	0.2	0.0	0.0	4.0	0.0
Psychiatric hospitals.....		622210-3	7.3	0.2	0.0	0.0	4.4	0.0
Medicare patients: psychiatric hospitals.....		622210-31	-0.7	0.2	0.0	0.0	-1.5	0.0
Medicaid patients: psychiatric hospitals.....		622210-32	-1.0	0.5	0.0	0.0	0.0	0.0

See footnotes at end of table.

Table 12. Producer price index percentage changes for the net output of selected industries and their products, not seasonally adjusted — Continued
 [February 2022]

Title ¹	Industry code	Product code	Unadjusted 12-month percent change ²	Unadjusted 1-month percent change ²				
				Feb. 2021 to Feb. 2022 ^P	Sept. to Oct.	Oct. to Nov. ^P	Nov. to Dec. ^P	Dec. to Jan. ^P
Psychiatric and substance abuse hospitals - Continued								
Private insurance and all other patients: psychiatric hospitals.....		622210-33	11.9	0.1	0.0	0.0	6.9	0.0
Other specialty hospitals.....	6223		1.9	-0.6	0.2	0.8	0.1	0.0
Other specialty hospitals.....	62231		1.9	-0.6	0.2	0.8	0.1	0.0
Other specialty hospitals.....	622310		2.0	-0.6	0.2	0.8	0.1	0.0
Primary services.....		622310-P	2.0	-0.6	0.3	0.8	0.1	0.0
Specialty, except psychiatric and substance abuse, hospitals.....		622310-6	2.0	-0.6	0.3	0.8	0.1	0.0
Medicare patients.....		622310-61	3.1	-0.4	0.4	1.9	0.2	0.0
Medicaid patients.....		622310-62	0.4	1.8	2.5	-0.4	-0.3	0.0
Private insurance and all other patients.....		622310-63	1.7	-1.1	-0.1	0.5	0.2	0.0
Nursing care facilities.....	6231		1.2	0.5	0.3	0.0	0.3	0.0
Nursing care facilities.....	62311		1.2	0.5	0.3	0.0	0.3	0.0
Nursing care facilities.....	623110		1.2	0.5	0.3	0.0	0.3	0.0
Primary services.....		623110-P	1.2	0.5	0.3	0.0	0.3	0.0
Medicare and Medicaid patients.....		623110-1	2.0	0.9	0.4	-0.1	0.0	0.1
Medicaid patients.....		623110-101	2.7	0.8	0.6	-0.2	0.0	0.1
Medicare patients.....		623110-102	1.0	1.1	0.0	0.0	0.0	0.0
Private insurance and all other patients.....		623110-3	0.3	0.1	0.2	0.1	0.7	-0.1
Private insurance patients.....		623110-301	-0.2	0.0	0.0	0.0	0.0	0.0
All other patients.....		623110-302	0.3	0.1	0.2	0.1	0.8	-0.1
Residential developmental disability homes.....	62321		5.0	1.5	0.0	0.0	0.7	0.0
Residential developmental disability homes.....	623210		5.0	1.5	0.0	0.0	0.7	0.0
Primary services.....		623210-P	4.8	1.2	0.0	0.0	0.7	0.0
Residential intellectual and developmental disability services.....		623210-1	4.8	1.2	0.0	0.0	0.7	0.0
Medicaid patients.....		623210-11	5.4	1.5	-0.1	0.0	0.4	0.0
Non-Medicaid patients.....		623210-12	2.7	0.0	0.0	0.0	2.1	0.0
Amusement and theme parks.....	7131		5.8	3.9	2.9	1.4	-1.4	0.8
Amusement and theme parks.....	71311		5.8	3.9	2.9	1.4	-1.4	0.8
Amusement and theme parks.....	713110		5.8	3.9	2.9	1.4	-1.4	0.8
Primary services.....		713110-P	5.3	4.4	2.4	1.2	-1.7	1.1
Amusement and theme park admissions.....		713110-1	1.7	6.9	0.4	2.0	-2.9	1.8
Amusement and theme park food and beverage sales.....		713110-2	8.1	0.6	0.0	0.0	0.0	0.0
Amusement and theme park merchandise sales, games, and other services.....		713110-3	16.2	0.0	13.3	-0.4	0.7	0.2
Other receipts.....		713110-SM	11.1	-1.2	7.4	3.5	0.7	-2.5
Golf courses and country clubs.....	71391		6.6	-0.3	3.2	1.6	3.4	0.1
Golf courses and country clubs.....	713910		6.6	-0.3	3.2	1.6	3.4	0.1
Primary services.....		713910-P	6.3	-0.3	2.9	1.7	3.5	0.1
Membership dues and fees.....		713910-1	6.8	-0.2	0.0	0.0	6.4	-0.5
Greens and guest fees.....		713910-2	3.0	-1.1	7.2	5.9	0.1	1.4
Food and beverage sales.....		713910-3	12.7	0.0	5.3	1.5	2.3	0.0
Equipment rentals and all other golf services.....		713910-4	-7.4	0.2	0.0	0.0	0.1	0.0
Fitness and recreational sports centers.....	71394		3.3	0.4	0.0	0.0	-1.3	0.5
Fitness and recreational sports centers.....	713940		3.3	0.4	0.0	0.0	-1.3	0.5
Primary services.....		713940-P	3.6	0.2	0.0	0.0	-1.7	0.6
Fitness and recreational facility memberships.....		713940-1	4.0	0.0	0.0	0.0	-2.3	0.9
Recreational facility admissions, classes, and other fitness center services.....		713940-2	2.6	0.8	0.0	0.0	0.0	0.0
Other receipts.....		713940-SM	2.2	0.9	0.0	0.0	0.0	0.0
Accommodation.....	721		14.9	0.3	0.6	1.4	1.4	1.0
Accommodation.....	7211		14.9	0.3	0.6	1.4	1.4	1.0
Hotels (exc casino hotels) and motels.....	72111		17.7	0.5	0.6	3.5	0.8	1.5
Hotels and motels, except casino hotels.....	721110		17.7	0.5	0.6	3.5	0.8	1.5
Primary services.....		721110-P	17.8	0.6	0.6	3.6	0.8	1.5
Guestroom rental.....		721110-1	21.5	0.7	0.7	4.4	0.7	1.9
Limited service hotels and motels guestroom rental.....		721110-101	15.9	-2.3	-2.3	-1.6	-2.7	5.1
Full service hotels and motels guestroom rental.....		721110-102	27.5	-3.2	-1.6	-7.2	-1.4	0.5
Luxury and resort hotels guestroom rental.....		721110-103	18.9	4.9	3.3	14.9	2.6	2.2
Hotel and motel food and beverage and related services.....		721110-2	8.1	0.3	0.2	1.1	0.2	0.4
Hotel and motel food and nonalcoholic beverage and related services.....		721110-201	8.3	0.3	-0.1	1.4	0.2	0.4

See footnotes at end of table.

Table 12. Producer price index percentage changes for the net output of selected industries and their products, not seasonally adjusted — Continued
 [February 2022]

Title ¹	Industry code	Product code	Unadjusted 12-month percent change ²	Unadjusted 1-month percent change ²				
			Feb. 2021 to Feb. 2022 ^P	Sept. to Oct.	Oct. to Nov. ^P	Nov. to Dec. ^P	Dec. to Jan. ^P	Jan. to Feb. ^P
Hotels and motels, except casino hotels - Continued								
Hotel and motel alcoholic beverage and related services.....		721110-202	7.0	0.4	1.2	0.2	0.4	0.3
Other hotel and motel services.....		721110-5	4.4	-0.4	-0.1	0.3	2.9	0.2
Other receipts.....		721110-SM1	2.6	-5.2	2.6	-5.2	4.1	0.2
Casino hotels.....	72112		7.9	-0.1	0.6	-3.8	3.0	-0.1
Casino hotels.....	721120		7.9	-0.1	0.6	-3.8	3.0	-0.1
Primary services.....		721120-P	7.9	-0.1	0.6	-3.8	3.0	-0.2
Casino hotel guestroom rental.....		721120-1	31.4	-5.9	-5.6	-10.1	10.9	1.7
Casino hotel food and beverage and related services.....		721120-2	8.5	0.6	0.5	0.6	0.7	1.3
Casino hotel food and nonalcoholic beverage and related services.....		721120-201	9.3	1.0	0.4	1.3	1.0	0.3
Casino hotel alcoholic beverage and related services.....		721120-202	7.3	0.0	0.7	-0.7	0.0	3.1
Casino gaming receipts.....		721120-5	3.5	1.3	2.3	-3.8	2.1	-1.2
Other casino hotel services.....		721120-6	2.9	0.0	0.0	0.0	0.0	1.6
Other receipts.....		721120-SM1	9.1	-1.7	2.4	-5.7	4.9	5.6
Commercial machinery repair and maintenance.....	8113		10.7	2.2	0.2	0.0	2.3	2.2
Commercial machinery repair and maintenance.....	81131		10.8	2.2	0.2	0.0	2.3	2.2
Commercial machinery repair and maintenance.....	811310		10.7	2.2	0.2	0.0	2.3	2.2
Primary services.....		811310-P	8.2	0.8	0.2	0.0	1.6	3.2
Maintenance and repair services for agricultural, construction, and mining machinery.....		811310-5	10.7	2.3	0.0	0.0	3.6	0.0
Maintenance and repair services for commercial and service industry machinery.....		811310-6	4.3	1.1	0.0	0.0	1.6	0.0
Maintenance and repair services for industrial machinery.....		811310-7	9.2	0.0	0.0	0.0	1.0	7.5
Maintenance and repair services for general purpose machinery.....		811310-8	8.5	0.0	2.0	0.0	0.0	2.6
Other receipts.....		811310-SM	17.4	5.6	0.0	0.0	3.9	0.0
Special indexes								
New nonresidential building construction by contractor type/region.....	236400		16.2	5.9	0.4	0.3	3.5	0.7
General contractors.....		236400-1	15.0	6.1	0.1	0.2	3.3	0.4
General contractors, Northeast.....		236400-11	10.8	5.5	0.1	-0.2	3.7	0.1
General contractors, South.....		236400-12	14.9	7.5	0.1	0.1	2.7	0.7
General contractors, Midwest.....		236400-13	12.6	5.7	-0.1	0.0	2.6	0.5
General contractors, West.....		236400-14	20.2	5.0	0.0	0.7	4.2	0.2
Plumbing, heating, and air conditioning contractors.....		236400-221	7.2	1.0	0.8	0.8	0.6	0.0
Plumbing, heating, and air conditioning contractors, Northeast.....		236400-2211	15.0	1.5	1.1	1.9	5.2	0.0
Plumbing, heating, and air conditioning contractors, South.....		236400-2212	1.3	1.0	0.1	0.1	-1.3	-0.1
Plumbing, heating, and air conditioning contractors, Midwest.....		236400-2213	4.8	0.2	1.8	-0.1	-1.1	0.0
Plumbing, heating, and air conditioning contractors, West.....		236400-2214	11.6	1.3	0.6	1.6	0.6	0.1
Electrical contractors.....		236400-222	13.3	6.2	1.5	0.2	1.8	0.5
Electrical contractors, Northeast.....		236400-2221	15.6	6.3	1.2	0.2	2.6	0.6
Electrical contractors, South.....		236400-2222	13.4	7.1	2.3	0.3	0.8	0.3
Electrical contractors, Midwest.....		236400-2223	11.9	5.5	0.5	0.0	1.6	1.2
Electrical contractors, West.....		236400-2224	12.8	5.5	1.4	0.3	2.8	0.2
Roofing contractors.....		236400-223	12.7	0.9	-0.2	0.3	9.2	0.1
Roofing contractors, Northeast.....		236400-2231	12.7	4.0	-0.8	0.2	6.3	0.1
Roofing contractors, South.....		236400-2232	16.1	1.5	-0.2	0.5	13.9	0.0
Roofing contractors, Midwest.....		236400-2233	15.7	2.1	0.0	0.5	7.1	0.2
Roofing contractors, West.....		236400-2234	3.7	-3.5	0.0	0.0	5.8	0.3
Poured concrete foundation and structure contractors.....		236400-224	20.7	12.8	0.1	0.2	1.8	0.0
Poured concrete foundation and structure contractors, Northeast.....		236400-2241	14.1	10.2	0.1	0.0	1.6	0.1
Poured concrete foundation and structure contractors, South.....		236400-2242	25.9	15.1	0.0	0.1	2.2	0.0
Poured concrete foundation and structure contractors, Midwest.....		236400-2243	18.9	12.1	0.7	0.7	0.8	-0.1
Poured concrete foundation and structure contractors, West.....		236400-2244	18.5	11.3	-0.2	0.0	2.5	0.0
New nonresidential building construction by region.....	236500		16.2	6.0	0.4	0.3	3.4	0.7
New nonresidential building construction, Northeast.....		236500-1	17.4	5.5	0.4	0.3	3.6	1.7
New nonresidential building construction, South.....		236500-2	13.5	6.0	0.6	0.4	3.0	0.4
New nonresidential building construction, Midwest.....		236500-3	16.8	6.5	0.3	0.0	3.2	0.7
New nonresidential building construction, West.....		236500-4	18.8	6.1	0.3	0.5	4.2	0.2
Nonresidential building maintenance & repair.....	2381MR		11.4	0.2	0.5	0.0	1.1	0.8
General medical and surgical hospitals by patient type.....	62211A							
Medicare patients.....		62211A-2	1.6	0.7	0.0	0.0	0.9	0.0
Medicaid patients.....		62211A-4	0.2	0.0	0.0	0.0	0.1	0.0
Private insurance and all other patients.....		62211A-6	2.6	-0.1	0.1	0.2	1.8	0.1
Private insurance patients.....		62211A-61	2.2	-0.2	0.1	0.3	1.5	0.1

See footnotes at end of table.

Table 12. Producer price index percentage changes for the net output of selected industries and their products, not seasonally adjusted — Continued
 [February 2022]

Title ¹	Industry code	Product code	Unadjusted 12-month percent change ²	Unadjusted 1-month percent change ²				
				Feb. 2021 to Feb. 2022 ^p	Sept. to Oct.	Oct. to Nov. ^p	Nov. to Dec. ^p	Dec. to Jan. ^p
General medical and surgical hospitals by patient type - Continued								
All other patients.....		62211A-62	4.8	0.5	0.1	0.0	3.2	0.1
Premiums for property and casualty insurance ³	924126		1.6	-0.1	0.0	0.3	0.1	0.4
Primary services.....		924126-P	1.7	-0.1	0.0	0.3	0.1	0.4
Premiums for private passenger auto insurance.....		924126-1	3.2	-0.2	0.0	0.5	0.1	0.8
Premiums for homeowner's insurance.....		924126-2	0.7	0.1	-0.1	0.0	-0.1	0.0
Premiums for commercial auto insurance.....		924126-3	0.1	0.0	-0.2	-0.2	-0.3	0.1
Premiums for non-auto liability insurance.....		924126-4	0.5	0.0	0.0	0.0	0.3	0.0
Premiums for medical malpractice insurance.....		924126-402	1.2	0.0	0.0	0.0	1.2	0.0
Premiums for product and other non-auto liability insurance.....		924126-403	0.4	0.0	0.0	0.0	0.1	0.1
Premiums for commercial multiple peril insurance.....		924126-5	2.5	0.0	0.4	1.1	1.1	0.2
Premiums for worker's compensation insurance.....		924126-6	-1.8	0.0	0.0	0.0	-0.9	0.0
Premiums for other property and casualty insurance.....		924126-7	0.3	0.2	0.1	-0.2	0.2	0.4

¹ Industry and product class indexes may include products not shown separately.

² All indexes are subject to revision for 4 months after their originally scheduled publication to incorporate late reports and corrections by survey respondents.

³ The special index for 924126, in which prices reflect premiums only, contrasts with the index shown elsewhere in this table for NAICS 524126, where prices reflect premiums plus the amount of investment income earned on the invested portion of the premium.

^p Preliminary

"-" Data not available.

n.e.c. = Not elsewhere classified.

NOTE: Titles of some industries and products are not shown in this table because they fail to meet our publication criteria.

Table 13. Producer price indexes and percentage changes for special commodity groupings, not seasonally adjusted

[February 2022, Index base 1982=100, unless otherwise indicated]

Title	Other index base	Commodity code		Unadjusted index ¹					Unadjusted 1-month percent change ¹	Unadjusted 12-month percent change ¹
		Group code	Item code	Oct. 2021	Nov. 2021 ^p	Dec. 2021 ^p	Jan. 2022 ^p	Feb. 2022 ^p	Jan. to Feb. ^p	Feb. 2021 to Feb. 2022 ^p
All commodities except farm products.....		SI	006111	243.029	245.479	242.962	246.892	254.332	3.0	19.8
Industrial commodities less fuels.....		ILF	T15M05	242.825	245.536	246.497	249.422	250.570	0.5	15.2
Construction materials.....		SI	012011	322.120	328.835	334.878	344.639	340.553	-1.2	28.7
Chemicals and allied products, including synthetic rubber and synthetic fibers and yarns.....		SI	020011	336.522	340.459	339.311	341.240	344.375	0.9	16.5
Lumber and plywood.....		SI	004011	285.560	296.385	335.842	394.023	410.025	4.1	22.5
Foods										
All foods.....		SI	013011	238.141	240.882	239.711	242.170	246.490	1.8	15.1
Apples.....	06/08	SI	01102A	122.575	119.161	119.356	121.088	122.451	1.1	7.5
Berries.....	06/08	SI	01102B	119.104	256.825	207.655	225.500	204.233	-9.4	5.7
Processed foods.....		SI	095011	241.830	241.854	241.561	244.779	249.152	1.8	14.7
Textiles										
Selected textile mill products.....		SI	134011	186.046	187.227	187.871	186.535	187.497	0.5	10.0
Hosiery.....		SI	092011	175.159	175.159	175.166	177.351	178.700	0.8	3.8
Underwear and nightwear.....		SI	094011	155.462	154.334	154.334	158.031	158.031	0.0	3.0
Metals										
Steel mill products, including fabricated wire products.....		SI	STEEL1	433.139	445.813	446.980	440.751	399.325	-9.4	72.0
Finished steel mill products, excluding fabricated wire products.....		SI	STEEL2	442.217	455.438	454.951	445.061	396.759	-10.9	77.8
Finished steel mill products, including fabricated wire products.....		SI	STEEL3	439.088	451.845	451.900	442.753	397.248	-10.3	74.8
Special metals and metal products.....		SI	018011	243.666	247.657	247.837	248.957	246.937	-0.8	21.2
Fabricated metal products.....		SI	017011	253.994	258.346	262.553	266.694	269.902	1.2	26.8
Copper and copper products.....		SI	019011	536.589	550.696	532.483	548.982	551.060	0.4	18.8
Machinery										
Machinery and motive products.....		SI	093011	169.507	170.368	171.235	173.063	174.231	0.7	6.9
Machinery and equipment, except electrical.....		SI	089011	180.971	182.200	183.866	186.561	188.427	1.0	9.9
Agricultural machinery, including tractors.....		SI	024011	282.047	284.759	290.721	290.782	296.930	2.1	15.2
Metalworking machinery.....		SI	021011	219.109	219.340	220.493	223.325	223.840	0.2	5.3
Total tractors.....		SI	023011	252.575	253.437	258.822	258.860	257.986	-0.3	8.4
Agriculture machinery and equipment, less parts.....		SI	021012	278.106	280.779	286.658	286.718	292.781	2.1	15.2
Agricultural machinery, excluding tractors.....		SI	024012	291.180	296.397	301.833	302.695	308.749	2.0	16.7
Medical										
Pharmaceutical preparations for human and veterinary use.....		SI	070011	822.403	822.535	822.312	833.496	837.133	0.4	1.5
Pharmaceuticals for human use, prescription.....	06/01	SI	07003	303.104	303.100	303.085	307.038	307.359	0.1	1.4
Pharmaceuticals for human use, non-prescription.....	06/01	SI	07006	137.660	137.945	137.664	138.140	138.483	0.2	2.1
Health care services, Medicare patients.....	06/14	SI	HCARE1	113.612	113.620	113.658	113.939	113.935	0.0	1.1
Health care services, Medicaid patients.....	06/14	SI	HCARE2	109.977	110.178	110.142	110.685	110.730	0.0	1.9
Health care services, private insurance patients.....	06/14	SI	HCARE3	117.788	117.937	118.110	118.995	119.148	0.1	3.1
Health care services, all other patients.....	06/14	SI	HCARE4	119.242	119.349	119.369	122.982	123.120	0.1	5.3

¹ All indexes are subject to revision for 4 months after their originally scheduled publication to incorporate late reports and corrections by survey respondents.

p Preliminary

NOTE: See next page for content of indexes on this table.

Table 13 commodity groupings include the following items:

All commodities except farm products: 02 through 15

Industrial commodities less fuels: 03, 04, and 06 through 15

Construction materials: 062101, 0721, 081105, 081106, 081107, 081203, 081204, 082, 0831, 0835, 086, 092, 101502, 101703, 101704, 10250163, 104101, 105, 106, 1071, 107301, 1074051, 107411, 10830225, 1142, 1147, 11490205, 11710143, 11710144, 11710147, 11710216, 11710217, 123101, 1232, 131105, 1321, 1322, 133, 134, 1361, 1362, 137, 1392, 1394, and 139501

Chemicals and allied products, including synthetic rubber and synthetic fibers: 031, 06 less 064, and 071102

Lumber and plywood: 081 and 083

All foods: 011, 017, and 02 less 0261, 0262, and 029

Apples: 01110208, 01110209, 01110211, 01110215, 01110216, 01110220, 01110229, 01110230

Berries: 01110222, 01110224, 01110225, 01110226, 01110227

Processed foods: 02 less 0261, 0262, and 029

Selected textile mill products: 0327, 03370104, 034, 0381080832, 03820312, 038303214, 038303215, and 1231

Hosiery: 03810831

Underwear and nightwear: 03810641, 03810642, 03810645, 03810646, 038106541, 03810761, 0381080832, 0381080835

Steel mill products, including fabricated wire products: 1017 and 1088

Finished steel mill products, excluding fabricated wire products: 1017 less 101702

Finished steel mill products, including fabricated wire products: 1017 and 1088 less 101702

Special metals and metal products: 10, 111, and 141

Fabricated metal products: 103 through 108

Copper and copper products: 10210201, 10220131, 102301, 102403, 102502, 10260314, and 102807013

Machinery and motive products: 11 and 14

Machinery and equipment except electrical: 111, 112, 113, 114, 115, 116, 118, and 119

Agriculture machinery, including tractors: 1114 less 111409

Metalworking machinery: 113A, 1132, 113304, 1137, and 1138

Total tractors: 111403 and 112A less 112A03

Agricultural machinery and equipment, less parts (old commodity code 111): 111 less 111409

Agricultural machinery, excluding tractors (old commodity code 1112): 1114 less 111403

Pharmaceutical preparations for human and veterinary use: 0634 and 0638

Pharmaceuticals for human use, prescription: prescription pharmaceutical price quotes from 0638

Pharmaceuticals for human use, non-prescription: non-prescription pharmaceutical price quotes from 0638

Health care services, Medicare patients: Medicare price quotes from 511 and 512

Health care services, Medicaid patients: Medicaid price quotes from 511 and 512

Health care services, private insurance patients: Private insurance price quotes from 511 and 512

Health care services, all other patients: Price quotes from 511 and 512, less Medicare, Medicaid, and private insurance

Note: Weights for the above components are those used for the comprehensive All commodities index.

Table 14. Producer price indexes and percentage changes for net inputs to industries, excluding capital investment, labor, and imports; not seasonally adjusted
 [February 2022, Index base December 2014=100, unless otherwise indicated]

Title	Other index base	Commodity code		Unadjusted index ¹					Unadjusted 1-month percent change ¹	Unadjusted 12-month percent change ¹
		Group code	Item code	Oct. 2021	Nov. 2021 ^P	Dec. 2021 ^P	Jan. 2022 ^P	Feb. 2022 ^P	Jan. to Feb. ^P	Feb. 2021 to Feb. 2022 ^P
Construction										
Inputs to construction industries, excluding capital investment, labor, and imports.....	06/86	IP	230000	136.286	136.613	137.910	143.117	146.805	2.6	20.2
Inputs to construction industries, goods.....		IP	2300001	282.368	286.826	289.776	301.059	308.826	2.6	24.4
Inputs to construction industries, energy.....		IP	23000012	134.906	134.613	126.224	132.855	148.903	12.1	51.5
Inputs to construction industries, goods less foods and energy....		IP	23000013	133.047	135.435	137.987	143.156	145.353	1.5	21.7
Inputs to construction industries, services.....		IP	2300002	141.618	138.972	140.113	145.135	148.868	2.6	13.9
Inputs to construction industries, trade services ²		IP	23000021	154.466	149.084	150.931	157.601	163.400	3.7	17.4
Inputs to construction industries, transportation and warehousing services.....		IP	23000022	127.311	130.385	131.433	133.529	136.191	2.0	19.2
Inputs to construction industries, services less trade, transportation, and warehousing.....		IP	23000023	117.682	118.053	117.861	120.735	120.862	0.1	4.2
New construction										
Inputs to new construction, excluding capital investment, labor, and imports.....	06/86	IP	231000	136.796	137.210	138.542	143.514	147.006	2.4	20.5
Inputs to new construction, goods.....		IP	2310001	282.859	287.315	290.423	301.367	308.906	2.5	24.8
Inputs to new construction, energy.....		IP	23100012	133.569	133.170	124.871	131.701	147.281	11.8	51.4
Inputs to new construction, goods less foods and energy.....		IP	23100013	133.976	136.371	138.955	143.949	146.152	1.5	22.3
Inputs to new construction, services.....		IP	2310002	141.626	139.096	140.185	144.785	148.139	2.3	13.7
Inputs to new construction, trade services ²		IP	23100021	155.611	150.061	151.856	157.990	163.360	3.4	17.5
Inputs to new construction, transportation and warehousing services.....		IP	23100022	127.311	130.385	131.433	133.529	136.191	2.0	19.2
Inputs to new construction, services less trade, transportation, and warehousing.....		IP	23100023	117.926	118.272	118.185	121.045	121.256	0.2	4.4
Inputs to residential construction industries, excluding capital investment, labor, and imports.....		06/86	IP	231100	135.830	135.269	136.818	143.058	147.397	3.0
Inputs to residential construction industries, goods.....	IP		2311001	275.594	279.827	282.937	294.487	301.515	2.4	22.5
Inputs to residential construction industries, energy.....	IP		23110012	126.490	126.137	118.671	124.932	139.263	11.5	48.5
Inputs to residential construction industries, goods less foods and energy.....	IP		23110013	132.046	134.308	136.705	142.141	144.376	1.6	20.4
Inputs to residential construction industries, services.....	IP		2311002	141.260	137.694	139.323	146.429	151.929	3.8	14.1
Inputs to residential construction industries, trade services ²	IP		23110021	150.269	144.521	146.786	155.968	163.629	4.9	16.3
Inputs to residential construction industries, transportation and warehousing services.....	IP		23110022	127.311	130.385	131.433	133.529	136.191	2.0	19.2
Inputs to residential construction industries, services less trade, transportation, and warehousing.....	IP		23110023	119.815	120.258	120.214	123.027	123.161	0.1	4.8
Inputs to single family residential construction, excluding capital investment, labor, and imports.....	06/86		IP	231110	135.150	134.461	136.164	142.745	147.110	3.1
Inputs to single family residential construction, goods.....		IP	2311101	129.567	131.597	133.461	139.268	142.351	2.2	21.8
Inputs to single family residential construction, energy.....		IP	23111012	129.511	129.110	121.660	128.095	142.421	11.2	47.1
Inputs to single family residential construction, goods less foods and energy.....		IP	23111013	132.488	134.746	137.355	143.246	145.550	1.6	20.2
Inputs to single family residential construction, services.....		IP	2311102	140.988	137.332	138.857	146.268	152.025	3.9	14.5
Inputs to single family residential construction, trade services ²		IP	23111021	149.192	143.669	145.725	154.918	162.554	4.9	16.2
Inputs to single family residential construction, transportation and warehousing services.....		IP	23111022	127.311	130.385	131.433	133.529	136.191	2.0	19.2
Inputs to single family residential construction, services less trade, transportation, and warehousing.....		IP	23111023	121.259	121.669	121.391	124.579	124.619	0.0	4.4
Inputs to multifamily residential construction, excluding capital investment, labor, and imports.....		06/86	IP	231120	137.894	136.971	138.578	144.759	148.986	2.9
Inputs to multifamily residential construction, goods.....	IP		2311201	132.736	134.830	136.191	141.053	143.578	1.8	21.6
Inputs to multifamily residential construction, energy.....	IP		23112012	131.060	130.759	123.376	129.997	144.495	11.2	47.9
Inputs to multifamily residential construction, goods less foods and energy.....	IP		23112013	134.949	137.287	139.440	144.222	145.732	1.0	19.7
Inputs to multifamily residential construction, services.....	IP		2311202	143.273	139.164	141.030	148.602	154.622	4.1	14.1
Inputs to multifamily residential construction, trade services ²	IP		23112021	152.566	145.991	148.619	158.506	166.984	5.3	16.4
Inputs to multifamily residential construction, transportation and warehousing services.....	IP		23112022	127.311	130.385	131.433	133.529	136.191	2.0	19.2
Inputs to multifamily residential construction, services less trade, transportation, and warehousing.....	IP		23112023	115.023	115.383	115.326	118.024	118.101	0.1	4.2
Inputs to other residential construction, excluding capital investment, labor, and imports.....	06/86		IP	231130	134.753	134.231	135.610	141.435	145.677	3.0
Inputs to other residential construction, goods.....		IP	2311301	129.971	131.827	133.051	138.103	141.536	2.5	22.5
Inputs to other residential construction, energy.....		IP	23113012	127.185	126.844	119.265	125.551	140.091	11.6	49.0
Inputs to other residential construction, goods less foods and energy.....		IP	23113013	130.267	132.371	134.589	139.501	141.678	1.6	20.2
Inputs to other residential construction, services.....		IP	2311302	140.375	137.029	138.593	145.333	150.534	3.6	13.7
Inputs to other residential construction, trade services ²	IP	23113021	150.916	145.186	147.456	156.613	164.225	4.9	16.3	

See footnotes at end of table.

Table 14. Producer price indexes and percentage changes for net inputs to industries, excluding capital investment, labor, and imports; not seasonally adjusted — Continued
 [February 2022, Index base December 2014=100, unless otherwise indicated]

Title	Other index base	Commodity code		Unadjusted index ¹					Unadjusted 1-month percent change ¹	Unadjusted 12-month percent change ¹	
		Group code	Item code	Oct. 2021	Nov. 2021 ^P	Dec. 2021 ^P	Jan. 2022 ^P	Feb. 2022 ^P	Jan. to Feb. ^P	Feb. 2021 to Feb. 2022 ^P	
Inputs to other residential construction, transportation and warehousing services.....		IP	23113022	127.311	130.385	131.433	133.529	136.191	2.0	19.2	
Inputs to other residential construction, services less trade, transportation, and warehousing.....		IP	23113023	112.172	112.500	112.555	114.843	115.111	0.2	4.7	
Inputs to nonresidential construction, excluding capital investment, labor, and imports.....	06/10	IP	231200	135.495	136.526	137.678	141.743	144.621	2.0	21.2	
Inputs to nonresidential construction, goods.....		IP	2312001	142.709	144.975	146.525	151.667	155.494	2.5	25.1	
Inputs to nonresidential construction, energy.....		IP	23120012	134.597	134.307	125.923	132.537	148.573	12.1	51.6	
Inputs to nonresidential construction, goods less foods and energy.....		IP	23120013	133.925	136.332	138.921	143.544	145.703	1.5	22.6	
Inputs to nonresidential construction, services.....		IP	2312002	139.821	138.414	138.895	141.289	142.589	0.9	13.2	
Inputs to nonresidential construction, trade services ²		IP	23120021	161.751	156.940	157.816	159.825	161.588	1.1	18.8	
Inputs to nonresidential construction, transportation and warehousing services.....		IP	23120022	127.311	130.385	131.433	133.529	136.191	2.0	19.2	
Inputs to nonresidential construction, services less trade, transportation, and warehousing.....		IP	23120023	111.868	112.250	112.115	114.785	115.057	0.2	4.3	
Inputs to commercial and healthcare structures, excluding capital investment, labor, and imports.....		06/10	IP	231210	136.475	137.846	139.378	143.123	145.473	1.6	21.7
Inputs to commercial and healthcare structures, goods.....			IP	2312101	144.973	147.509	149.549	154.380	157.532	2.0	24.9
Inputs to commercial and healthcare structures, energy.....	IP		23121012	130.805	130.424	122.775	129.261	143.954	11.4	47.9	
Inputs to commercial and healthcare structures, goods less foods and energy.....	IP		23121013	135.451	138.018	140.624	144.980	147.052	1.4	23.6	
Inputs to commercial and healthcare structures, services.....	IP		2312102	141.258	140.001	140.563	142.325	143.135	0.6	13.7	
Inputs to commercial and healthcare structures, trade services ²	IP		23121021	165.882	160.922	162.031	162.552	163.277	0.4	20.1	
Inputs to commercial and healthcare structures, transportation and warehousing services.....	IP		23121022	127.311	130.385	131.433	133.529	136.191	2.0	19.2	
Inputs to commercial and healthcare structures, services less trade, transportation, and warehousing.....	IP		23121023	112.189	112.640	112.445	115.061	115.100	0.0	4.0	
Inputs to commercial structures, excluding capital investment, labor, and imports.....	06/10		IP	231211	136.937	138.371	139.810	143.391	145.672	1.6	21.9
Inputs to commercial structures, goods.....			IP	2312111	133.757	136.128	137.902	142.216	145.123	2.0	25.4
Inputs to commercial structures, energy.....		IP	23121112	130.954	130.583	122.887	129.367	144.145	11.4	48.3	
Inputs to commercial structures, goods less foods and energy.....		IP	23121113	135.796	138.402	140.903	145.116	147.182	1.4	24.0	
Inputs to commercial structures, services.....		IP	2312112	142.065	140.920	141.410	142.911	143.437	0.4	13.3	
Inputs to commercial structures, trade services ²		IP	23121121	167.109	162.295	163.286	162.912	162.996	0.1	20.1	
Inputs to commercial structures, transportation and warehousing services.....		IP	23121122	127.311	130.385	131.433	133.529	136.191	2.0	19.2	
Inputs to commercial structures, services less trade, transportation, and warehousing.....		IP	23121123	115.679	116.116	115.920	118.686	118.713	0.0	4.0	
Inputs to healthcare structures, excluding capital investment, labor, and imports.....		06/10	IP	231212	136.070	137.364	139.041	143.166	145.660	1.7	21.1
Inputs to healthcare structures, goods.....			IP	2312121	132.817	135.144	137.172	141.967	144.886	2.1	24.2
Inputs to healthcare structures, energy.....	IP		23121212	130.492	130.094	122.571	129.045	143.510	11.2	47.2	
Inputs to healthcare structures, goods less foods and energy.....	IP		23121213	134.727	137.287	140.053	144.785	146.883	1.4	22.7	
Inputs to healthcare structures, services.....	IP		2312122	141.244	139.906	140.660	143.005	144.370	1.0	14.1	
Inputs to healthcare structures, trade services ²	IP		23121221	162.429	157.522	158.809	161.014	162.872	1.2	19.7	
Inputs to healthcare structures, transportation and warehousing services.....	IP		23121222	127.311	130.385	131.433	133.529	136.191	2.0	19.2	
Inputs to healthcare structures, services less trade, transportation, and warehousing.....	IP		23121223	112.951	113.537	113.506	115.928	116.022	0.1	4.2	
Inputs to industrial structures, excluding capital investment, labor, and imports.....	06/10		IP	231220	134.772	135.809	136.770	139.600	141.825	1.6	19.1
Inputs to industrial structures, goods.....			IP	2312201	137.613	139.745	140.911	144.787	147.807	2.1	22.1
Inputs to industrial structures, energy.....		IP	23122012	132.914	132.588	124.522	131.069	146.524	11.8	50.1	
Inputs to industrial structures, goods less foods and energy.....		IP	23122013	129.251	131.476	133.428	136.808	138.475	1.2	19.9	
Inputs to industrial structures, services.....		IP	2312202	144.227	142.799	143.387	144.080	144.692	0.4	12.4	
Inputs to industrial structures, trade services ²		IP	23122021	169.575	164.131	164.996	163.102	162.936	-0.1	18.5	
Inputs to industrial structures, transportation and warehousing services.....		IP	23122022	127.311	130.385	131.433	133.529	136.191	2.0	19.2	
Inputs to industrial structures, services less trade, transportation, and warehousing.....		IP	23122023	114.263	114.622	114.768	116.954	117.411	0.4	4.1	
Inputs to other nonresidential construction, excluding capital investment, labor, and imports.....		06/10	IP	231230	134.916	135.831	136.906	141.122	144.212	2.2	21.1
Inputs to other nonresidential construction, goods.....			IP	2312301	141.573	143.712	145.167	150.396	154.473	2.7	25.1
Inputs to other nonresidential construction, energy.....	IP		23123012	131.407	131.327	123.912	129.971	144.905	11.5	49.7	
Inputs to other nonresidential construction, goods less foods and energy.....	IP		23123013	133.482	135.795	138.421	143.178	145.426	1.6	22.2	
Inputs to other nonresidential construction, services.....	IP		2312302	138.868	137.411	137.854	140.557	142.039	1.1	13.0	
Inputs to other nonresidential construction, trade services ²	IP	23123021	159.906	155.191	156.002	158.712	160.901	1.4	18.5		

See footnotes at end of table.

Table 14. Producer price indexes and percentage changes for net inputs to industries, excluding capital investment, labor, and imports; not seasonally adjusted — Continued
 [February 2022, Index base December 2014=100, unless otherwise indicated]

Title	Other index base	Commodity code		Unadjusted index ¹					Unadjusted 1-month percent change ¹	Unadjusted 12-month percent change ¹
		Group code	Item code	Oct. 2021	Nov. 2021 ^P	Dec. 2021 ^P	Jan. 2022 ^P	Feb. 2022 ^P	Jan. to Feb. ^P	Feb. 2021 to Feb. 2022 ^P
Inputs to other nonresidential construction, transportation and warehousing services.....		IP	23123022	127.311	130.385	131.433	133.529	136.191	2.0	19.2
Inputs to other nonresidential construction, services less trade, transportation, and warehousing.....		IP	23123023	111.701	112.024	111.874	114.566	114.855	0.3	4.3
Inputs to highways and streets, excluding capital investment, labor, and imports.....		IP	231231	131.825	132.735	133.502	137.442	140.409	2.2	21.0
Inputs to highways and streets, goods.....		IP	2312311	129.233	130.975	131.892	136.561	140.252	2.7	24.2
Inputs to highways and streets, energy.....		IP	23123112	136.632	136.390	127.616	134.300	151.051	12.5	53.5
Inputs to highways and streets, goods less foods and energy....		IP	23123113	131.380	133.419	135.600	140.122	142.228	1.5	21.0
Inputs to highways and streets, services.....		IP	2312312	136.995	135.578	135.915	137.768	138.679	0.7	13.0
Inputs to highways and streets, trade services ²		IP	23123121	161.523	156.649	157.226	158.217	159.001	0.5	18.2
Inputs to highways and streets, transportation and warehousing services.....		IP	23123122	124.643	127.653	128.679	130.731	133.337	2.0	19.2
Inputs to highways and streets, services less trade, transportation, and warehousing.....		IP	23123123	110.410	110.759	110.573	113.101	113.432	0.3	4.3
Inputs to power and communication structures, excluding capital investment, labor, and imports.....		IP	231232	134.337	134.962	135.552	139.505	142.741	2.3	21.7
Inputs to power and communication structures, goods.....		IP	2312321	134.934	136.922	137.693	142.387	146.991	3.2	29.5
Inputs to power and communication structures, energy.....		IP	23123212	127.022	126.832	120.195	125.471	138.305	10.2	45.1
Inputs to power and communication structures, goods less foods and energy.....		IP	23123213	136.298	138.834	141.498	146.020	148.495	1.7	26.3
Inputs to power and communication structures, services.....		IP	2312322	133.556	132.265	132.602	135.516	136.830	1.0	11.4
Inputs to power and communication structures, trade services ²		IP	23123221	156.901	152.403	153.031	156.152	158.587	1.6	18.5
Inputs to power and communication structures, transportation and warehousing services.....		IP	23123222	127.311	130.385	131.433	133.529	136.191	2.0	19.2
Inputs to power and communication structures, services less trade, transportation, and warehousing.....		IP	23123223	111.688	111.997	112.018	114.755	115.053	0.3	4.4
Inputs to educational and vocational structures, excluding capital investment, labor, and imports.....		IP	231233	136.332	137.738	139.550	144.132	146.640	1.7	20.8
Inputs to educational and vocational structures, goods.....		IP	2312331	133.450	135.850	138.189	143.564	146.492	2.0	23.7
Inputs to educational and vocational structures, energy.....		IP	23123312	125.530	125.161	117.857	124.075	138.110	11.3	47.7
Inputs to educational and vocational structures, goods less foods and energy.....		IP	23123313	134.464	137.077	140.142	145.471	147.581	1.5	22.3
Inputs to educational and vocational structures, services.....		IP	2312332	141.001	139.960	140.453	143.021	144.462	1.0	14.0
Inputs to educational and vocational structures, trade services ²		IP	23123321	159.749	155.863	156.670	159.087	161.059	1.2	19.3
Inputs to educational and vocational structures, transportation and warehousing services.....		IP	23123322	127.311	130.385	131.433	133.529	136.191	2.0	19.2
Inputs to educational and vocational structures, services less trade, transportation, and warehousing.....		IP	23123323	112.838	113.263	113.091	115.818	115.949	0.1	4.2
Inputs to other misc. nonresidential construction, excluding capital investment, labor, and imports.....		IP	231234	135.464	136.165	137.355	141.705	144.545	2.0	20.5
Inputs to other misc. nonresidential construction, goods.....		IP	2312341	131.255	133.102	134.512	139.273	142.402	2.2	24.2
Inputs to other misc. nonresidential construction, energy.....		IP	23123412	134.545	134.297	125.964	132.552	148.631	12.1	51.8
Inputs to other misc. nonresidential construction, goods less foods and energy.....		IP	23123413	133.951	136.097	138.724	143.374	145.004	1.1	21.3
Inputs to other misc. nonresidential construction, services.....		IP	2312342	140.021	138.268	138.953	142.292	144.428	1.5	13.4
Inputs to other misc. nonresidential construction, trade services ²		IP	23123421	159.245	154.026	155.208	159.348	162.786	2.2	18.2
Inputs to other misc. nonresidential construction, transportation and warehousing services.....		IP	23123422	127.311	130.385	131.433	133.529	136.191	2.0	19.2
Inputs to other misc. nonresidential construction, services less trade, transportation, and warehousing.....		IP	23123423	111.644	112.033	111.970	114.612	114.921	0.3	4.4
Maintenance and repair construction										
Inputs to maintenance and repair construction, excluding capital investment, labor, and imports.....		IP	232000	133.519	133.617	134.756	140.436	144.405	2.8	19.0
Inputs to maintenance and repair construction, goods.....	06/86	IP	2320001	288.902	293.223	295.603	307.423	315.469	2.6	23.2
Inputs to maintenance and repair construction, energy.....		IP	23200012	144.101	143.759	133.602	141.110	159.833	13.3	58.9
Inputs to maintenance and repair construction, goods less foods and energy.....		IP	23200013	130.760	132.987	135.300	140.474	142.514	1.5	20.0
Inputs to maintenance and repair construction, services.....		IP	2320002	138.799	136.352	137.590	143.785	148.247	3.1	13.9
Inputs to maintenance and repair construction, trade services ²		IP	23200021	148.691	144.707	146.395	154.154	160.299	4.0	16.1
Inputs to maintenance and repair construction, transportation and warehousing services.....		IP	23200022	127.311	130.385	131.433	133.529	136.191	2.0	19.2
Inputs to maintenance and repair construction, services less trade, transportation, and warehousing.....		IP	23200023	111.519	111.872	111.778	114.562	114.436	-0.1	4.1
Inputs to residential maintenance and repair, excluding capital investment, labor, and imports.....		IP	232100	132.609	132.254	133.663	139.811	143.977	3.0	17.5
Inputs to residential maintenance and repair, goods.....	06/86	IP	2321001	268.779	272.674	275.438	286.491	292.836	2.2	21.6
Inputs to residential maintenance and repair, energy.....		IP	23210012	143.686	143.542	133.678	140.655	159.409	13.3	58.1

See footnotes at end of table.

Table 14. Producer price indexes and percentage changes for net inputs to industries, excluding capital investment, labor, and imports; not seasonally adjusted — Continued
 [February 2022, Index base December 2014=100, unless otherwise indicated]

Title	Other index base	Commodity code		Unadjusted index ¹					Unadjusted 1-month percent change ¹	Unadjusted 12-month percent change ¹
		Group code	Item code	Oct. 2021	Nov. 2021 ^P	Dec. 2021 ^P	Jan. 2022 ^P	Feb. 2022 ^P	Jan. to Feb. ^P	Feb. 2021 to Feb. 2022 ^P
Inputs to residential maintenance and repair, goods less foods and energy.....		IP	23210013	128.751	130.777	132.918	138.136	140.068	1.4	19.3
Inputs to residential maintenance and repair, services.....		IP	2321002	139.659	137.153	138.679	145.805	151.162	3.7	14.1
Inputs to residential maintenance and repair, trade services ²		IP	23210021	145.979	142.483	144.389	152.815	159.460	4.3	15.5
Inputs to residential maintenance and repair, transportation and warehousing services.....		IP	23210022	127.311	130.385	131.433	133.529	136.191	2.0	19.2
Inputs to residential maintenance and repair, services less trade, transportation, and warehousing.....		IP	23210023	119.225	119.494	119.386	122.209	122.401	0.2	4.2
Inputs to nonresidential maintenance and repair, excluding capital investment, labor, and imports.....		IP	232200	134.484	134.760	135.804	141.212	145.018	2.7	20.0
Inputs to nonresidential maintenance and repair, goods.....	06/86	IP	2322001	295.833	300.500	302.810	314.491	322.556	2.6	24.3
Inputs to nonresidential maintenance and repair, energy.....		IP	23220012	144.064	143.954	134.126	141.095	159.873	13.3	58.0
Inputs to nonresidential maintenance and repair, goods less foods and energy.....		IP	23220013	132.213	134.589	136.957	142.021	143.815	1.3	20.9
Inputs to nonresidential maintenance and repair, services.....		IP	2322002	139.174	136.521	137.591	143.344	147.506	2.9	13.9
Inputs to nonresidential maintenance and repair, trade services ²		IP	23220021	151.248	146.515	148.087	155.599	161.594	3.9	16.4
Inputs to nonresidential maintenance and repair, transportation and warehousing services.....		IP	23220022	127.311	130.385	131.433	133.529	136.191	2.0	19.2
Inputs to nonresidential maintenance and repair, services less trade, transportation, and warehousing.....		IP	23220023	111.135	111.596	111.414	114.040	114.141	0.1	4.1
Manufacturing³										
Inputs to 325510, paint and coating manufacturing, excluding capital investment, labor, and imports.....	03/13	IP	325510	122.120	123.590	122.822	122.829	124.062	1.0	20.1
Inputs to 325510, goods.....	03/13	IP	3255101	118.293	120.028	119.054	119.106	120.357	1.1	21.1
Inputs to 325510, energy.....	03/13	IP	32551012	94.182	93.532	89.968	94.831	101.933	7.5	30.7
Inputs to 325510, goods less foods and energy.....	03/13	IP	32551013	119.540	121.354	120.452	120.361	121.445	0.9	20.8
Inputs to 325510, services.....	03/13	IP	3255102	138.677	138.069	138.885	138.562	139.539	0.7	14.5
Inputs to 325510, trade services ²	03/13	IP	32551021	147.876	144.882	145.560	143.080	143.372	0.2	14.5
Inputs to 325510, transportation and warehousing services.....	03/13	IP	32551022	123.438	125.230	126.148	127.986	129.603	1.3	14.4
Inputs to 326100, plastics products manufacturing, excluding capital investment, labor, and imports.....	03/14	IP	326100	126.098	125.981	123.738	122.416	122.882	0.4	19.7
Inputs to 326100, goods.....	03/14	IP	3261001	124.090	123.628	121.069	119.262	119.607	0.3	20.8
Inputs to 326100, energy.....	03/14	IP	32610012	107.957	107.279	105.653	110.542	115.096	4.1	18.9
Inputs to 326100, goods less foods and energy.....	03/14	IP	32610013	125.413	124.967	122.334	120.003	120.020	0.0	21.0
Inputs to 326100, services.....	03/14	IP	3261002	126.985	128.724	128.359	129.743	130.821	0.8	14.0
Inputs to 326100, trade services ²	03/14	IP	32610021	137.870	139.816	138.464	139.622	140.926	0.9	17.3
Inputs to 326100, transportation and warehousing services.....	03/14	IP	32610022	117.604	119.684	120.479	122.292	123.955	1.4	15.0
Inputs to 326100, services less trade, transportation, and warehousing.....	03/14	IP	32610023	108.682	109.549	109.717	110.942	110.887	0.0	5.9
Inputs to 333130, mining and oil and gas field machinery mfg, excluding capital investment, labor, and imports.....	04/14	IP	333130	146.147	147.453	148.495	148.557	145.172	-2.3	23.6
Inputs to 333130, goods.....	04/14	IP	3331301	138.117	140.127	141.006	141.423	136.945	-3.2	26.9
Inputs to 333130, energy.....	04/14	IP	33313012	106.995	109.520	114.423	117.817	122.828	4.3	23.2
Inputs to 333130, goods less foods and energy.....	04/14	IP	33313013	138.744	140.748	141.563	141.933	137.299	-3.3	27.0
Inputs to 333130, services.....	04/14	IP	3331302	155.679	154.408	155.877	154.713	155.501	0.5	14.4
Inputs to 333130, trade services ²	04/14	IP	33313021	181.203	175.558	177.318	174.359	174.469	0.1	17.4
Inputs to 333130, transportation and warehousing services.....	04/14	IP	33313022	113.305	116.409	117.868	118.587	120.736	1.8	18.8
Inputs to 333130, services less trade, transportation, and warehousing.....	04/14	IP	33313023	129.445	131.249	132.135	132.259	132.923	0.5	7.0
Inputs to 336111, automobile manufacturing, excluding capital investment, labor, and imports.....	02/14	IP	336111	122.113	124.520	124.815	126.769	127.540	0.6	10.9
Inputs to 336111, goods.....	02/14	IP	3361111	109.866	110.653	111.075	112.272	112.757	0.4	7.9
Inputs to 336111, goods less foods and energy.....	02/14	IP	33611113	109.866	110.653	111.075	112.272	112.757	0.4	7.9
Inputs to 336111, services.....	02/14	IP	3361112	149.851	156.953	156.843	160.929	162.501	1.0	17.8
Inputs to 336111, trade services ²	02/14	IP	33611121	150.936	158.302	158.109	162.323	163.812	0.9	17.7
Inputs to 336111, transportation and warehousing services.....	02/14	IP	33611122	129.319	132.443	133.507	135.636	138.340	2.0	19.2
Inputs to 336411, airplane manufacturing, excluding capital investment, labor, and imports.....	02/14	IP	336411	121.949	122.843	123.431	124.455	124.094	-0.3	9.8
Inputs to 336411, goods.....	02/14	IP	3364111	115.312	115.900	116.582	117.179	116.442	-0.6	9.2
Inputs to 336411, energy.....	02/14	IP	33641112	96.394	107.388	127.265	126.567	135.571	7.1	45.9
Inputs to 336411, goods less foods and energy.....	02/14	IP	33641113	115.456	116.034	116.698	117.298	116.550	-0.6	9.2
Inputs to 336411, services.....	02/14	IP	3364112	145.155	147.148	147.397	149.956	150.952	0.7	11.4
Inputs to 336411, trade services ²	02/14	IP	33641121	159.757	164.035	164.212	166.680	167.771	0.7	18.0
Inputs to 336411, transportation and warehousing services.....	02/14	IP	33641122	128.453	131.556	132.613	134.728	137.413	2.0	19.2
Inputs to 336411, services less trade, transportation, and warehousing.....	02/14	IP	33641123	124.999	124.960	125.128	127.616	128.221	0.5	4.7

See footnotes at end of table.

Table 14. Producer price indexes and percentage changes for net inputs to industries, excluding capital investment, labor, and imports; not seasonally adjusted — Continued
 [February 2022, Index base December 2014=100, unless otherwise indicated]

Title	Other index base	Commodity code		Unadjusted index ¹					Unadjusted 1-month percent change ¹	Unadjusted 12-month percent change ¹
		Group code	Item code	Oct. 2021	Nov. 2021 ^P	Dec. 2021 ^P	Jan. 2022 ^P	Feb. 2022 ^P	Jan. to Feb. ^P	Feb. 2021 to Feb. 2022 ^P
Inputs to 336611, ship building and repairing, excluding capital investment, labor, and imports.....	02/14	IP	336611	133.712	134.717	135.184	137.354	137.093	-0.2	14.7
Inputs to 336611, goods.....	02/14	IP	3366111	127.948	128.953	129.181	131.908	131.290	-0.5	17.3
Inputs to 336611, energy.....	02/14	IP	33661112	115.131	114.325	113.842	119.860	123.652	3.2	15.0
Inputs to 336611, goods less foods and energy.....	02/14	IP	33661113	128.303	129.365	129.615	132.236	131.478	-0.6	17.4
Inputs to 336611, services.....	02/14	IP	3366112	141.647	142.613	143.607	144.417	144.985	0.4	9.6
Inputs to 336611, trade services ²	02/14	IP	33661121	176.623	172.802	175.505	174.909	174.926	0.0	21.2
Inputs to 336611, transportation and warehousing services.....	02/14	IP	33661122	114.990	118.511	120.524	120.095	122.054	1.6	18.4
Inputs to 336611, services less trade, transportation, and warehousing.....	02/14	IP	33661123	129.170	130.783	131.120	132.441	132.860	0.3	5.1
Services³										
Inputs to 484000, truck transportation, excluding capital investment, labor, and imports.....	03/14	IP	484000	126.993	126.942	125.730	127.732	135.084	5.8	27.4
Inputs to 484000, goods.....	03/14	IP	4840001	121.418	119.206	113.156	118.587	134.574	13.5	53.3
Inputs to 484000, energy.....	03/14	IP	48400012	117.554	115.273	109.125	114.595	130.801	14.1	56.5
Inputs to 484000, goods less foods and energy.....	03/14	IP	48400013	106.110	106.820	107.047	107.759	107.950	0.2	5.1
Inputs to 484000, services.....	03/14	IP	4840002	126.149	127.879	130.702	129.795	129.722	-0.1	11.3
Inputs to 484000, trade services ²	03/14	IP	48400021	139.583	147.475	157.771	147.989	145.392	-1.8	12.8
Inputs to 484000, transportation and warehousing services.....	03/14	IP	48400022	129.262	129.563	131.344	132.613	133.381	0.6	15.1
Inputs to 484000, services less trade, transportation, and warehousing.....	03/14	IP	48400023	116.163	116.754	117.030	117.605	117.579	0.0	3.9
Inputs to 621A00, offices of health practitioners, excluding capital investment, labor, and imports.....	03/13	IP	621A00	121.801	122.599	122.756	123.812	124.056	0.2	5.2
Inputs to 621A00, goods.....	03/13	IP	621A001	130.903	131.792	131.633	133.777	134.498	0.5	6.6
Inputs to 621A00, energy.....	03/13	IP	621A0012	116.259	114.874	113.393	119.750	123.295	3.0	13.7
Inputs to 621A00, goods less foods and energy.....	03/13	IP	621A0013	132.475	133.529	133.463	135.317	135.841	0.4	6.2
Inputs to 621A00, services.....	03/13	IP	621A002	118.496	119.257	119.569	120.106	120.120	0.0	4.5
Inputs to 621A00, trade services ²	03/13	IP	621A0021	135.652	137.304	136.974	135.575	135.442	-0.1	8.1
Inputs to 621A00, transportation and warehousing services.....	03/13	IP	621A0022	92.479	96.930	100.871	95.474	96.078	0.6	16.5
Inputs to 621A00, services less trade, transportation and warehousing.....	03/13	IP	621A0023	114.768	115.242	115.529	116.585	116.603	0.0	3.6
Inputs to 813000, membership associations and organizations, excluding capital investment, labor, and imports.....	05/14	IP	813000	142.398	145.044	144.375	146.297	146.831	0.4	7.5
Inputs to 813000, goods.....	05/14	IP	8130001	126.278	126.924	122.606	127.775	137.270	7.4	31.2
Inputs to 813000, energy.....	05/14	IP	81300012	134.871	134.022	126.899	134.138	147.580	10.0	42.3
Inputs to 813000, goods less foods and energy.....	05/14	IP	81300013	112.604	115.981	116.706	118.184	120.639	2.1	12.0
Inputs to 813000, services.....	05/14	IP	8130002	142.744	145.699	145.546	146.982	146.198	-0.5	4.8
Inputs to 813000, trade services ²	05/14	IP	81300021	120.097	122.669	120.888	121.190	122.234	0.9	5.3
Inputs to 813000, transportation and warehousing services.....	05/14	IP	81300022	119.399	119.793	119.667	121.842	122.223	0.3	7.4
Inputs to 813000, services less trade, transportation, and warehousing.....	05/14	IP	81300023	144.201	147.337	147.210	148.604	147.708	-0.6	4.6
Inputs to 813000, maintenance and repair construction.....	05/14	IP	8130003	121.228	121.888	121.842	123.238	124.203	0.8	11.5

¹ All indexes are subject to revision for 4 months after their originally scheduled publication to incorporate late reports and corrections by survey respondents.

² Trade indexes measure changes in margins received by wholesalers and retailers.

³ PPI data for these Net Inputs to Industry Indexes are organized by Bureau of Economic Analysis (BEA) Industry code. The set of products included in an industry input index and the weights for each commodity included in the index are derived from the BEA's Input-Output Accounts Use of Commodities by Industry table in conjunction with U.S. Census Bureau revenue data. For more information, visit <https://www.bls.gov/ppi/notices/2015/updated-inputs-to-industry-producer-price-indexes.htm> online.

p Preliminary

Table 15. Industry and industry-classified product indexes recoded, effective February 2022

No industry-based product indexes were recoded with this sample update.

Table 16. New industry and industry-classified product indexes introduced into the Producer Price Index, effective February 2022

No industry-based product indexes were introduced with this sample update.

Table 17. Industry and industry-classified product indexes deleted from the Producer Price Index, effective February 2022

33621433621451Z

33621433621452Z

Table 18. Commodity-based product indexes recoded, effective February 2022

No commodity-based product indexes were recoded with this sample update.

Table 19. New commodity-based product indexes introduced into the Producer Price Index, effective February 2022

No commodity-based product indexes were introduced with this sample update.

Table 20. Commodity-based product indexes deleted from the Producer Price Index, effective February 2022

1416020142

Technical Note

Brief Explanation of Producer Price Indexes

The Producer Price Index (PPI) of the Bureau of Labor Statistics (BLS) is a family of indexes that measures the average change over time in prices received (price changes) by producers for domestically produced goods, services, and construction. PPIs measure price change from the perspective of the seller. This contrasts with other measures, such as the Consumer Price Index (CPI). CPIs measure price change from the purchaser's perspective.

More than 10,000 PPIs for individual products and groups of products are released each month. PPIs are available for the products of virtually every industry in the mining and manufacturing sectors. Over time, new PPIs have been introduced for products of industries in the services and construction sectors of the U.S. economy. As of January 2018, the PPI covered 71 percent of services as measured by 2012 Census revenue, and 31 percent of construction.

More than 100,000 price quotations per month are organized into three sets of PPIs: (1) Final demand-Intermediate demand (FD-ID) indexes, (2) commodity indexes, and (3) indexes for the net output of industries and their products. The FD-ID structure organizes products by class of buyer and degree of fabrication as well as by stage of production. The commodity structure organizes products by similarity of end use or product type. The entire output of various industries is sampled to derive price indexes for the net output of industries and their products.

Final Demand–Intermediate Demand Indexes

The PPI FD-ID structure measures price change for goods, services, and construction sold to final demand and to intermediate demand. The FD-ID system replaced the PPI stage-of-processing (SOP) system as PPI's primary aggregation model with the release of data for January 2014. The FD-ID model expands coverage beyond that of the SOP system through the addition of services, construction, exports, and government purchases.

Compared with finished goods under the SOP system, the PPI for final demand goods includes nearly a 50 percent expansion of coverage. This increase can be traced to the addition of government purchases and exports. For overall final demand, expansion to include final demand services represents an even larger increase in coverage. In December 2017, final demand goods were about 33 percent of overall final demand, final demand services were roughly 65.5 percent, and final demand construction was about 1.5 percent of final demand. Within intermediate demand, coverage of services for intermediate demand resulted in about a 45 percent increase in coverage of the intermediate demand portion of the economy.

FD-ID indexes are constructed from commodity-based producer output price indexes. Commodities are allocated to aggregate indexes primarily based on the type of buyer. The main source of data used to determine the type of buyer is the "Use of commodities by industries, before redefinition," table

from the Benchmark Input-Output Accounts of the U.S. In many cases, the same commodity is purchased by different types of buyers. As a result, commodities are often included in several FD-ID indexes. For example, regular gasoline is purchased for personal consumption, export, government use, and business use. The PPI program publishes only one commodity index for regular gasoline (wpu057104), reflecting sales to all types of buyers, and this index is used in all aggregations regardless of whether the gasoline is sold for personal consumption, as an export, to government, or to businesses. Proportions based on BEA "Use of Commodities" data are used to allocate the correct portion of the total weight of gasoline to each use category. In cases when buyer type is an important price determining characteristic, indexes are created based on specific buyer type. For example, within the PPI category for loan services, separate indexes for consumer loans and business loans were constructed. For more information relating to the FD-ID structure, see "A new, experimental system of indexes from the PPI program" in the February 2011 *Monthly Labor Review*.

Final Demand: The final demand portion of the FD-ID structure measures price change for commodities sold for personal consumption, capital investment, government, and export. The system is composed of six main price indexes: final demand goods; final demand trade services; final demand transportation and warehousing services; final demand services less trade, transportation, and warehousing; final demand construction; and overall final demand.

The final demand goods index measures price change for both unprocessed and processed goods sold to final demand. Fresh fruits sold to consumers and computers sold for capital investment are examples of transactions included in the final demand goods price index. The final demand trade services index measures price change for the retailing and wholesaling of merchandise sold to final demand, generally without transformation. (Trade indexes measure changes in margins received by wholesalers and retailers.) The final demand transportation and warehousing services index tracks price change for transportation of passengers, as well as, transportation of cargo sold to final demand, and also includes prices for warehousing and storage of goods sold to final demand. The final demand services less trade, transportation, and warehousing index measures price change for all services other than trade and transportation sold to final demand. Publishing, banking, lodging, and health care are examples of these services. The final demand construction index tracks price change for new construction, as well as maintenance and repair construction sold to final demand. Construction of office buildings is an example of a commodity that would be included in the final demand construction index. Lastly, the overall final demand index tracks price change for all types of commodities sold to final demand by combining the five final demand component indexes described above.

Intermediate Demand: The intermediate demand portion of the FD-ID system tracks price change for goods, services, and construction products sold to businesses as inputs to

production, excluding capital investment. The system includes two parallel treatments of intermediate demand. The first treatment organizes intermediate demand commodities by type. The second organizes intermediate demand commodities into production stages, with the explicit goal of developing a forward-flow model of production and price change.

The intermediate demand by commodity type portion of the system organizes commodities by similarity of product. The system is composed of six main price indexes: unprocessed goods for intermediate demand; processed goods for intermediate demand; intermediate demand trade services; intermediate demand transportation and warehousing services; intermediate demand services less trade, transportation, and warehousing; and intermediate demand construction.

The unprocessed goods for intermediate demand price index measures price change for goods sold to businesses as inputs to production that have undergone no fabrication. Crude petroleum sold to refineries is an example of an unprocessed good sold to intermediate demand. The processed goods for intermediate demand index tracks price change for fabricated goods sold as business inputs. Examples include car parts sold to car manufacturers and gasoline sold to trucking companies. The index for trade services for intermediate demand measures price change for the services of retailing and wholesaling goods purchased by businesses as inputs to production. The intermediate demand transportation and warehousing services index measures price change for business travel, as well as, transportation and warehousing of cargo sold to intermediate demand. The intermediate demand services less trade, transportation, and warehousing index measures price change for services other than trade, transportation, and warehousing sold as inputs to production. Legal and accounting services purchased by businesses are examples of intermediate demand services excluding trade, transportation, and warehousing. Finally, the construction for intermediate demand index measures price change for construction purchased by firms as inputs to production. The index for construction for intermediate demand tracks price change for maintenance and repair construction purchased by firms.

The production flow treatment of intermediate demand is a stage-based system of price indexes. These indexes can be used to study price transmission across stages of production and final demand. This system is constructed in a manner that maximizes forward flow of production between stages, while minimizing back-flow of production. The production flow treatment contains four main indexes: intermediate demand stage 1, intermediate demand stage 2, intermediate demand stage 3, and intermediate demand stage 4.

Indexes for the four stages were developed by first assigning each industry in the economy to one of four stages of production, where industries assigned to the fourth stage primarily produce output consumed as final demand, industries in the third stage primarily produce output consumed by stage 4 industries, industries assigned to the second stage primarily produce output consumed by stage 3 industries, and industries assigned to the first stage produce output primarily consumed by stage 2 industries. The four indexes then track prices for the net inputs consumed by industries in each of the four stages of production. The stage 4

intermediate demand index, for example, tracks price change for inputs consumed, but not produced, by industries included in the fourth stage of production. Hence, the index tracks price change in inputs to industries that primarily produce final demand commodities (stage 4 producers primarily produce commodities sold to final demand).

Examples of heavily weighted goods-producing industries in stage 4 include the manufacture of light trucks and utility vehicles, automobiles, and pharmaceuticals. Retail trade, food service and drinking places, and hospitals are examples of heavily weighted service industries included in stage 4. Stage 4 also includes all new construction industries. Examples of goods consumed by stage 4 industries include motor vehicle parts, commercial electric power, plastic construction products, biological products, and beef and veal. Engineering services, machinery and equipment wholesaling, long distance motor carrying, and legal services constitute examples of services consumed by stage 4 industries.

Examples of highly weighted goods-producing industries included in stage 3 are motor vehicle parts manufacturing, animal (except poultry) slaughtering and processing, and semiconductor manufacturing. Services industries classified in stage 3 include wholesale trade; insurance carriers; architecture, engineering, and related services; and hotels and motels. Examples of goods consumed by stage 3 industries include slaughter steers and heifers, industrial electric power, and hot rolled steel bars, plates, and structural shapes. Services commonly consumed by stage 3 industries include commissions from sales of property and casualty insurance, business loans, temporary help services, and administrative and general management consulting services.

Petroleum refineries; electricity generation, transmission, and distribution; natural gas distribution; cattle ranching and farming; and plastic materials and resin manufacturing are among the goods-based industries assigned to stage 2. Services industries that are heavily weighted in stage 2 include management of companies and enterprises; non-depository credit intermediation; insurance agencies and brokerages; and services to buildings and dwellings. Goods commonly purchased by stage 2 industries include crude oil, natural gas, formula feeds, and primary basic organic chemicals. Services that are heavily weighted in the intermediate demand stage 2 index are legal services, business loans, and cellular phone and other wireless telecommunication.

Goods producing industries in stage 1 include oil and gas extraction, paper mills, and grain farming. Real estate, legal services, and advertising services are examples of highly weighted services industries included in stage 1. Examples of goods consumed by stage 1 industries are commercial and industrial electric power and gasoline. Services commonly consumed by stage 1 industries include solid waste collection, chemicals and allied products wholesaling, and guestroom or unit rental. It should be noted that all inputs purchased by stage 1 industries are by definition produced either within stage 1 or by latter stages of processing, leaving stage 1 less useful for price transmission analysis. For additional information on industry stage assignments, see www.bls.gov/ppi/fd-id/ppi-intermediate-demand-by-production-flow-industry-stage-assignments.htm.

Comparing the PPI with CPI

Although some data users utilize the PPI as a potential indicator of the Consumer Price Index (CPI), there are many reasons why the PPI and the CPI may diverge. The scope of the personal consumption portion of the PPI includes all marketable output sold by domestic producers for households. The scope of the CPI includes goods and services provided by business or government, where explicit user charges are paid by consumers. For example, the most heavily weighted item in the CPI, owners' equivalent rent, is excluded from the PPI. The scope of the CPI includes imports. The PPI excludes imports. The CPI only includes components of personal consumption directly paid for by the consumers, while the PPI includes components of personal consumption that may not be paid for by consumers. For example, the PPI includes medical services paid for by third parties. In contrast to CPI, PPI does not completely cover services. PPIs exclude taxes, since they do not represent producer revenue. Conversely, sales and other taxes paid by consumers are part of household expenditure and are included in the CPI. Additional technical differences between PPI and CPI also exist. For more information see "Comparing new final demand producer price indexes with other Government price indexes," *Monthly Labor Review*, January 2014, at www.bls.gov/opub/mlr/.

Commodity Indexes

The commodity classification of the PPI organizes goods, services, and construction by similarity of product or end use, disregarding industry of origin. With the release of data for July 2009, PPI expanded its commodity structure to include indexes for services and construction products. Prior to this date, the PPI commodity structure only included products from goods producing sectors. Table 9 of the *PPI Detailed Report* includes data for commodity indexes, organized in a hierarchal structure, including major groupings, subgroups, product classes, sub-product classes, and individual items.

Industry Net-Output Price Indexes

PPIs for the net output of industries and their products are grouped according to the North American Industry Classification System (NAICS). Prior to the release of January 2004, industry-based PPIs were published according to the Standard Industrial Classification (SIC) system. Industry price indexes are compatible with other economic time series organized by industry, such as data on employment, wages, and productivity. Table 11 of the *PPI Detailed Report* includes data for NAICS industries and industry groups (3-, 4-, 5-, and 6-digit codes), Census product classes (7- and 8-digit codes), products (9-digit codes), more detailed sub-products (11-digit codes), and, for some industries, indexes for other sources of revenue.

Indexes may represent one of three kinds of product categories. Every industry has primary product indexes that show changes in prices received by establishments classified in the industry for products made primarily, but not necessarily exclusively, by that industry. The industry classification of an establishment is determined by which products make up a plurality of its total shipment value. In

addition, most industries have secondary product indexes that show changes in prices received by establishments for products chiefly made in some other industry. Some industries have miscellaneous receipts indexes that track price changes for other sources of revenue received by establishments within the industry that are not derived from sales of their products; for example, resales of purchased materials, or revenues from parking lots owned by a manufacturing plant.

Data Collection

PPIs are constructed using selling prices reported by establishments of all sizes, selected by probability sampling, with the probability of selection proportionate to size. Individual items and transaction terms also are chosen by probability proportionate to size. BLS strongly encourages cooperating companies to supply actual transaction prices at the time of shipment to minimize the use of list prices. Prices submitted by survey respondents are effective on the Tuesday of the week containing the 13th day of the month. The survey is conducted online via the BLS Internet Data Collection Facility (IDCF).

Price data are provided on a voluntary and confidential basis; only sworn BLS employees are allowed access to individual company price reports. BLS publishes price indexes instead of actual prices. All PPIs are subject to monthly revisions up to 4 months after original publication to reflect the availability of late reports and corrections by respondents.

BLS periodically updates the PPI sample of survey respondents to better reflect current conditions when the structure, membership, technology, or product mix of an industry shifts significantly and to spread reporting burden among smaller firms. Information on these resampling efforts are noted in the *PPI News Release* and *PPI Detailed Report* in the months they occur.

As part of an ongoing effort to expand coverage to sectors of the economy other than mining and manufacturing, an increasing number of service and construction sector industries have been introduced into the PPI. The following list of industries introduced since the mid-1990s includes the month and year in which an article describing the industry's content appeared in the *PPI Detailed Report*.

Service and construction sector industries introduced into the Producer Price Index, by SIC or NAICS code and the *PPI Detailed Report* that announces their introduction

Title	Code	<i>PPI Detailed Report Issue</i>
	SIC	
Wireless telecommunications	4812	July 1999
Telephone communications, except radio telephone	4813	July 1995
Television broadcasting	4833	July 2002
Grocery stores	5411	July 2000
Meat and fish (seafood) markets	5421	July 2000
Fruit and vegetable markets	5431	July 2000
Candy, nut, and confectionery stores ...	5441	July 2000
Retail bakeries	5461	July 2000
Miscellaneous food stores	5499	July 2000

Title	Code	PPI Detailed Report Issue
SIC		
New car dealers	5511	July 2000
Gasoline service stations	5541	January 2002
Boat dealers	5551	January 2002
Recreational vehicle dealers	5561	January 2002
Miscellaneous retail	59	January 2001
Security brokers, dealers, and investment bankers	6211	January 2001
Investment advice	6282	January 2003
Life insurance carriers	6311	January 1999
Property and casualty insurance	6331	July 1998
Insurance agencies and brokerages	6412	January 2003
Operators and lessors of nonresidential buildings	6512	January 1996
Real estate agents and managers	6531	January 1996
Prepackaged software	7372	January 1998
Data processing services	7374	January 2002
Home health care services	8082	January 1997
Legal services	8111	January 1997
Engineering design, analysis, and consulting services	8711	January 1997
Architectural design, analysis, and consulting services	8712	January 1997
Premiums for property and casualty insurance	9331	July 1998
NAICS		
New Industrial building construction	236211	January 2008
New warehouse building construction ..	236221	July 2005
New school construction	236222	July 2006
New office construction	236223	January 2007
New health care building construction...	236224	January 2013
Concrete contractors, nonresidential building work	23811X	July 2008
Roofing contractors, nonresidential building work	23816X	July 2008
Electrical contractors, nonresidential building work	23821X	July 2008
Plumbing / HVAC contractors, nonresidential building work	23822X	July 2008
Merchant wholesalers, durable goods ..	423	July 2005
Merchant wholesalers, nondurable goods	424	July 2005
Electronics and appliance stores	443	January 2004
Building material and garden equipment and supplies dealers.....	444	January 2004
Sporting goods, hobby, book, and music stores	451	January 2004
General merchandise stores	452	January 2004
Miscellaneous store retailers	453	January 2004
Internet service providers	518111	July 2005
Internet publishing and web search portals	519130	January 2010
Commercial banking	522110	January 2005
Savings institutions	522120	January 2005
Direct health and medical insurance carriers	524114	July 2004
Construction, mining, and forestry machinery and equipment rental and leasing	532412	January 2005

Title	Code	PPI Detailed Report Issue
NAICS		
Management consulting services	541610	January 2007
Security guards and patrol services	561612	July 2005
Offices of dentists	621210	January 2011
Blood and organ banks	621991	January 2007
Amusement and theme parks	713110	July 2006
Golf courses and country clubs	713910	July 2006
Fitness and recreational sports centers .	713940	July 2005
Commercial machinery repair and maintenance.....	811310	July 2007

Weights

Weights for most commodity groupings of the PPI, as well as, weights for commodity-based aggregate indexes calculated from commodity groupings, such as FD-ID indexes, currently reflect 2012 values of shipments as reported in the *Census of Manufactures* and other sources. From January 2012 to December 2017, PPI weights were derived from 2007 shipment values. Industry indexes now are calculated under the 2017 NAICS structure utilizing 2012 value of shipment weights and 2007 net output ratios. The periodic update of the value weights used to calculate the PPI is done to more accurately reflect changes in production and marketing patterns in the economy.

Net output values of shipments are used as weights for industry indexes. Net output values refer to the value of shipments from establishments within the industry to buyers outside the industry. However, weights for commodity indexes are based on gross shipment values, including values of shipments between establishments within the same industry. As a result, broad commodity grouping indexes, such as the PPI for All Commodities (which is composed of major commodity groupings 01 through 15), are affected by the multiple counting of price change at successive stages of processing, which can lead to exaggerated or misleading signals about inflation. The intermediate demand by commodity type FD-ID indexes partially correct for this defect, but industry indexes, final demand FD-ID indexes, and intermediate demand by production flow FD-ID indexes consistently correct for this at all levels of aggregation. Therefore, industry and FD-ID indexes are more appropriate than broad commodity groupings for analysis of general price trends.

Price Index Reference Base

Effective with publication of January 1988 data, many important PPI series (including most commodity groups and individual items) were placed on a new reference base, 1982 = 100. From 1971 through 1987, the standard reference base for most PPI series was 1967 = 100. Except for rounding differences, the shift to the new reference base did not alter any previously published percent changes for affected PPI series. (See "Calculating Index Changes," below.) The 1982 reference base is not used for commodity indexes with a base

later than December 1981 or for industry net output indexes and their products. The FD-ID indexes typically have a reference base of November 2009 = 100.

For further information on the underlying concepts and methodology of the Producer Price Index, see chapter 14, “Producer Prices,” in the *BLS Handbook of Methods*. This chapter can be downloaded from the BLS Web site at <https://www.bls.gov/opus/hom/homch14.htm>.

Calculating Index Changes

Each PPI measures price changes from a reference period that equals 100.0. An increase of 5.5 percent from the reference period in the Final Demand Goods Price Index, for example, is shown as 105.5. This change also can be expressed in dollars, as follows: prices received by domestic producers of a sample of final demand goods have risen from \$100 in November 2009 to \$105.50. Likewise, a current index of 90.0 would indicate that prices received by producers of final demand goods are 10 percent lower than they were in November 2009.

Movements of price indexes from one month to another are usually expressed as percent changes, rather than as changes in index points. Index point changes are affected by the level of the index in relation to its base period, whereas percent changes are not. The following example shows the computation of index point and percent changes.

Index point change

Final Demand Goods Price Index	107.5
Less previous index	104.0
Equals index point change	3.5

Index percent change

Index point change	3.5
Divided by the previous index	104.0
Equals	0.034
Result multiplied by 100	0.034 x 100
Equals percent change	3.4

Seasonally Adjusted and Unadjusted Data

Because price data are used for different purposes by different groups, BLS publishes seasonally adjusted and unadjusted changes each month. Seasonally adjusted data are preferred for analyzing general price trends in the economy because these data eliminate the effect of changes that normally occur at about the same time, and in about the same magnitude, every year—such as price movements resulting from normal weather patterns, regular production and marketing cycles, model changeovers, seasonal discounts, and holidays. For these reasons, seasonally adjusted data more clearly reveal underlying trends. Unadjusted data are of primary interest to users who need information that can be related to actual dollar values of transactions. Individuals requiring this information include marketing specialists, purchasing agents, budget and cost analysts, contract specialists, and commodity traders. It is the unadjusted data that are generally cited when escalating long-term contracts

such as purchasing agreements or real estate leases. For more information, see *Price Adjustment Guide for Contracting Parties*, on the Web at: www.bls.gov/ppi/publications/price-adjustment-guide-for-contracting-parties.htm.

Seasonal adjustment is accomplished using X-13 ARIMA, a software package published by the U.S. Census Bureau. Each year, the seasonal status of most commodity indexes is reevaluated to reflect more recent price behavior. Industry net output indexes are not seasonally adjusted. For time series that exhibit seasonal pricing patterns, new seasonal factors are estimated and applied to the unadjusted data from the prior 5 years. Updated seasonally adjusted indexes replace the most recent 5 years of seasonal data.

Seasonal factors may be applied to series using either a direct or an aggregative method. Generally, commodity indexes are seasonally adjusted using direct seasonal adjustment, which produces a more complete elimination of seasonal movements than does the aggregative method. However, the direct seasonal adjustment process may not yield figures that possess additive consistency. Thus, a seasonally adjusted index for a broad category that is directly adjusted may not be logically consistent with all seasonally adjusted indexes for its components. Seasonal movements for FD-ID indexes are derived indirectly through an aggregative method that combines movements of a wide variety of subproduct class (six-digit) series.

Seasonally adjusted indexes can become problematic when previously stable and predictable price patterns abruptly change. If the new pattern persists, the seasonal adjustment method will eventually reflect it; if the pattern keeps shifting, however, seasonally adjusted data will become chronically troublesome. This problem occurs relatively infrequently for farm and food-related products, but has more often affected manufactured products such as automobiles and steel.

Since January 1988, the PPI has used Intervention Analysis Seasonal Adjustment methods to enhance the calculation of seasonal factors. With this technique, outlier values that may distort the seasonal pattern are removed from the data prior to applying the standard seasonal factor estimation procedure. For example, a possible economic cause for large price movements for petroleum-based products might have been the Persian Gulf War. In this case, intervention techniques allowed for better estimates of seasonally adjusted data. On the whole, very few series have required intervention. Out of almost 400 seasonally adjusted series, only 42 were subject to intervention in 2018.

For more information relating to seasonal adjustment methods, see “Summary of Changes to the PPI’s Seasonal Adjustment Methodology” in the January 1995 issue of *Producer Price Indexes*, and “PPI and CPI Seasonal Adjustment: an Update” in the July 2010 *Monthly Labor Review*.

Producer Price Index Data on the Internet

In 1995, the BLS began posting PPI series, news releases, and technical information to both a World Wide Web (WWW) site and a file transfer protocol (FTP) site. During the years following the introduction of PPI Internet services, use of these sites eclipsed more traditional methods of data dissemination, such as subscriptions to the *PPI Detailed*

Report. There were more than 4 million instances of PPI data and tables being downloaded from the BLS website during the 12 months ended December 31, 2017.

Retrieving PPI data from the PPI Web site

PPI data can be obtained from the WWW address (<https://www.bls.gov/ppi>). On this page, under the tab labeled “Featured PPI databases” links provide the following methods of data retrieval:

- **Top Picks** is a form-based application for both Industry Data and Commodity Data that allows the user to quickly obtain PPI time series data by selecting the high-level aggregate and other commonly requested time series, including the All Commodities Index and the FD-ID indexes (for example, Final Demand). Within each list, any one—or all—of the time series shown can be selected. A user can modify the date range and output options after executing the query, using the reformat button above the data output table.
- **One-Screen Data Search and Multi-Screen Data Search** are form-based query applications for both Industry Data and Commodity Data designed for users unfamiliar with the PPI coding structure. These applications guide a user through the PPI classification by listing index titles and do not require knowledge of commodity or industry codes. Data retrieved are based on a query formulated by selecting data characteristics from lists provided. Two options are available to create customized tables, depending on a user’s browser capability. The one-screen option is a JavaScript application that uses a single screen to guide a user through the available time series data. The second option is a multiple-screen, non-Java-based application. Both methods allow a user to browse the PPI coding structure and select multiple series. Users can modify the date range and output options after executing the query using the reformat button above the data output table.
- **Series Report** is a form-based application that allows users to input multiple, formatted PPI time series identifiers (commodity or industry codes) as inputs in extracting data according to a specified set of date ranges and output options. This application provides the most efficient path for users who are familiar with the format of PPI time series identifiers. There are five alphabetic prefixes used to create unique PPI time series identifiers: WP, WD, PC, PD, and ND. Each provides the user access to a different PPI database. Adding either a “u” (not seasonally adjusted) or an “s” (seasonally adjusted) to the end of these prefixes further specifies the type of data needed.

EXAMPLES

For commodity and FD-ID indexes, series identifiers combine a “wpu” prefix (not seasonally adjusted) or a “wps” prefix (seasonally adjusted) with a commodity code.

<u>Commodity code</u>	<u>Provides data for:</u>
wps141101	Passenger cars, seasonally adjusted
wpu141101	Passenger cars, not seasonally adjusted
wpufd4	Final demand, not seasonally adjusted
wpsid63	Services for intermediate demand, seasonally adjusted

For discontinued commodity indexes, series identifiers combine a “wdu” prefix (not seasonally adjusted) or a “wds” prefix (seasonally adjusted) with a commodity code.

<u>Commodity code</u>	<u>Provides data for:</u>
wds019	Other farm products, seasonally adjusted
wdu0635	Preparations, ethical (prescription), not seasonally adjusted
wdusi138011	Stainless steel mill products, not seasonally adjusted

Current price indexes grouped by industry according to NAICS have series identifiers that begin with the prefix “pcu.” After the prefix, there are 12 digits (the 6-digit industry code is listed twice) followed by up to 7 alphanumeric characters identifying product detail. Dashes are used as placeholders for higher-level industry group codes.

<u>Industry-product code, current NAICS series</u>	<u>Provides data for:</u>
pcu325---325---	Chemical manufacturing
pcu336110336110	Automobile and light duty motor vehicle manufacturing
pcu621111621111411	Offices of physicians, one- and two-physician practices and single-specialty group practices, general/family practice

Discontinued industry-product codes based on SIC combine a “pdu” prefix and “#” between the fourth and fifth characters of the product code. Series identifiers for the discontinued dataset use underscores as placeholders to complete a reference to an SIC industry group code of fewer than four digits. (All PPI industry-based indexes organized by SIC were discontinued with the introduction of NAICS in 2004.)

<u>Industry-product code, discontinued SIC series</u>	<u>Provides data for:</u>
pdu28_#	Chemicals and allied products
pdu331_#	Blast furnaces, steel works, and rolling and finishing mills
pdu3711#111	Passenger cars

Price indexes for discontinued series grouped by industry according to NAICS have identifiers that begin with the prefix “ndu”. After the prefix, there are 12

numeric digits (the 6-digit industry code is listed twice), and up to 7 additional alphanumeric characters that identify product detail. Dashes are used as placeholders for higher-level group codes.

*Industry-product code,
discontinued NAICS series*

ndu212231212231
ndu2122312122312
ndu212231212231214

Provides data for

Lead and zinc ore mining
Lead, zinc concentrates
Lead concentrates

- **Text Files** are best suited for users requiring access to either a large volume of time series data or other PPI-related documentation, such as seasonal factor tables and relative importance tables. The text files can be accessed at <https://download.bls.gov/> or directly from links on the “PPI Databases” page or the PPI homepage. Data and documentation available for download include the following:

Directory:

Industry Data	/pub/time.series/pc
Industry Data - Discontinued (NAICS basis)	/pub/time.series/nd
(SIC basis)	/pub/time.series/pd
Commodity Data (incl. FD-ID)	/pub/time.series/wp
Commodity Data – Discontinued	/pub/time.series/wd
Special requests	/pub/special.requests/ppi

Additional information

The PPI homepage (<https://www.bls.gov/ppi>) contains additional information regarding PPI data and methodology. The top section of the homepage provides PPI news releases, both current and archived, as well as general PPI information. The “PPI Tables” section found beneath the statistics section provides relative importance and seasonal factor tables. The remaining sections offer special notices and publications pertaining to PPI methodology and applications.

For questions or comments regarding PPI data classification, methodology, or data availability on the Internet, call or e-mail the Section of Index Analysis and Public Information at (202) 691-7705 or ppi-info@bls.gov. If you are deaf, hard of hearing, or have a speech disability, please dial 7-1-1 to access telecommunications relay services.