

PPI Detailed Report

Data for January 2020



U.S. Department of Labor

U.S. Bureau of Labor Statistics



**Mining • Manufacturing • Services
Agriculture • Utilities • Construction**

PPI Detailed Report

Data for January 2020

Editors

Joseph Kowal
Serah Hyde
Gabriel Vera

Vol. 24, No. 1

Contents

	<i>Page</i>
Producer Price Indexes, January 2020	1
Recalculation of Seasonal Adjustment Factors	6
Charts	
Final demand	7
Processed goods for intermediate demand	8
Unprocessed goods for intermediate demand	9
Services for intermediate demand	10
Tables	
Producer Price Indexes	
1. Final demand	11
2. Intermediate demand by commodity type	13
3. Intermediate demand by production flow	15
4. Selected commodity groupings by final demand category	18
5. Selected commodity groupings of intermediate demand by commodity type	21
6. Selected commodity groupings of intermediate demand by production flow	24
7. Selected final demand and intermediate demand categories, seasonally adjusted	28
8. Selected commodity groupings	29
9. Commodity and service groupings and individual items	30
10. Net output of selected industries and industry groups	88
11. Net output of selected industries and their products	90
12. Special commodity groupings	163
13. Net inputs to industries, excluding capital investment, labor, and imports	165
Technical note	169

Producer Price Index Release Dates

The following is the schedule of release dates for Producer Price Index data for 2020. News releases are issued at 8:30 a.m. eastern time on each release date.

Reference Month	Release Date
December 2019	Jan. 15, 2020
January 2020	Feb. 19, 2020
February 2020	Mar. 12, 2020
March 2020	Apr. 9, 2020
April 2020	May 13, 2020
May 2020	Jun. 11, 2020
June 2020	Jul. 10, 2020
July 2020	Aug. 11, 2020
August 2020	Sep. 10, 2020
September 2020	Oct. 14, 2020
October 2020	Nov. 13, 2020
November 2020	Dec. 11, 2020

Producer Price Indexes – January 2020

The Producer Price Index for final demand advanced 0.5 percent in January, seasonally adjusted. Final demand prices rose 0.2 percent in December and declined 0.1 percent in November. (See table A.) On an unadjusted basis, the final demand index increased 2.1 percent for the 12 months ended in January, the largest advance since moving up 2.1 percent for the 12 months ended May 2019.

In January, 90 percent of the increase in the final demand index is attributable to prices for final demand services, which climbed 0.7 percent. The index for final demand goods inched up 0.1 percent.

Prices for final demand less foods, energy, and trade services advanced 0.4 percent in January, the largest increase since a 0.4-percent rise in April 2019. For the 12 months ended in January, the index for final demand less foods, energy, and trade services moved up 1.5 percent.

Final Demand

Final demand services: The index for final demand services climbed 0.7 percent in January, the largest increase since rising 0.7 percent in October 2018. In January, margins for final demand trade services advanced 1.2 percent, and prices for final demand services less trade, transportation, and warehousing moved up 0.6 percent. (Trade indexes measure changes in margins received by wholesalers and retailers.) In contrast, the index for final demand transportation and warehousing services fell 1.6 percent.

Product detail: Forty percent of the January increase in the index for final demand services can be traced to margins for apparel, jewelry, footwear, and accessories retailing, which jumped 10.3 percent. The indexes for machinery and vehicle wholesaling; health, beauty, and optical goods retailing; inpatient care; guestroom rental; and portfolio management also moved higher. Conversely, prices for airline passenger services decreased 5.8 percent. The indexes for professional and commercial equipment wholesaling and for wireless telecommunication services also declined. (See table 4.)

Final demand goods: Prices for final demand goods inched up 0.1 percent in January, the fourth consecutive rise. Leading the January increase, the index for final demand goods less foods and energy climbed 0.3 percent. Prices for final demand foods advanced 0.2 percent. In contrast, the index for final demand energy fell 0.7 percent.

Product detail: A 13.9-percent rise for prices of iron and steel scrap was a major factor in the January advance in the index for

final demand goods. Prices for fresh and dry vegetables; jet fuel; search, detection, navigation, and guidance systems and equipment; and grains also moved higher. Conversely, the gasoline index decreased 1.5 percent. Prices for chicken eggs, diesel fuel, and motor vehicles also declined.

Intermediate Demand by Commodity Type

Within intermediate demand in January, prices for processed goods declined 0.3 percent and the index for unprocessed goods fell 0.6 percent, while prices for services were unchanged. (See tables B and C.)

Processed goods for intermediate demand: The index for processed goods for intermediate demand decreased 0.3 percent in January following three consecutive increases. Leading the decline, prices for processed energy goods fell 2.1 percent. The index for processed foods and feeds edged down 0.1 percent. In contrast, prices for processed materials less foods and energy advanced 0.3 percent. For the 12 months ended in January, the index for processed goods for intermediate demand fell 1.0 percent.

Product detail: Leading the January decrease in prices for processed goods for intermediate demand, the index for diesel fuel dropped 5.5 percent. Prices for electric power, gasoline, natural gas to electric utilities, hot rolled steel sheet and strip, and beef and veal also moved lower. Conversely, the index for basic organic chemicals climbed 2.2 percent. Prices for jet fuel and prepared animal feeds also rose. (See table 5.)

Unprocessed goods for intermediate demand: The index for unprocessed goods for intermediate demand moved down 0.6 percent in January following two consecutive increases. The decline can be attributed to a 5.7-percent drop in the index for unprocessed energy materials. In contrast, prices for unprocessed nonfood materials less energy rose 5.6 percent, and the index for unprocessed foodstuffs and feedstuffs climbed 0.9 percent. For the 12 months ended in January, prices for unprocessed goods for intermediate demand fell 3.2 percent.

Product detail: Leading the January decrease in the index for unprocessed goods for intermediate demand, prices for natural gas dropped 14.3 percent. The indexes for crude petroleum, ungraded chicken eggs, strawberries, slaughter hogs, and recyclable plastics also fell. Conversely, prices for iron and steel rose 2.8 percent. The indexes for nonferrous metals and grains also advanced.

Chart 1. One-month percent changes in selected PPI final demand price indexes, seasonally adjusted

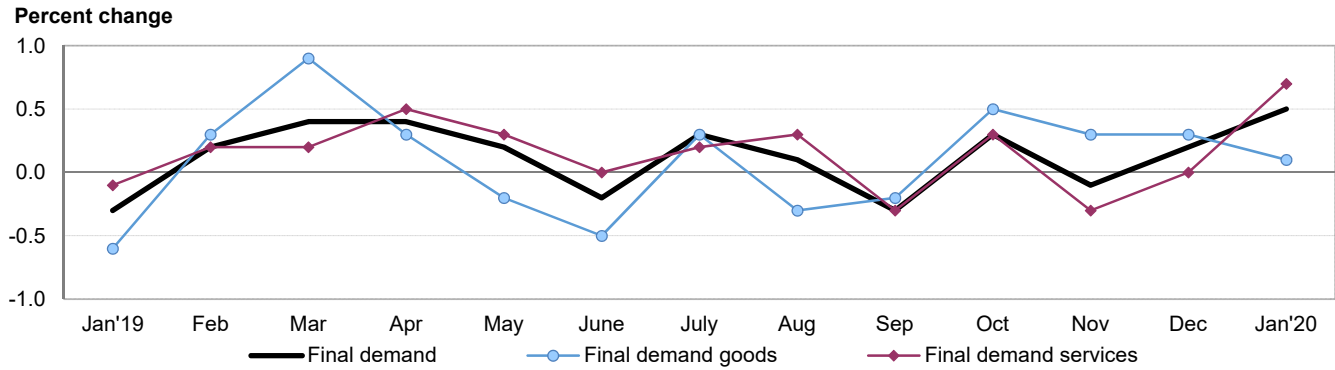


Chart 2. Twelve-month percent changes in selected PPI final demand price indexes, not seasonally adjusted

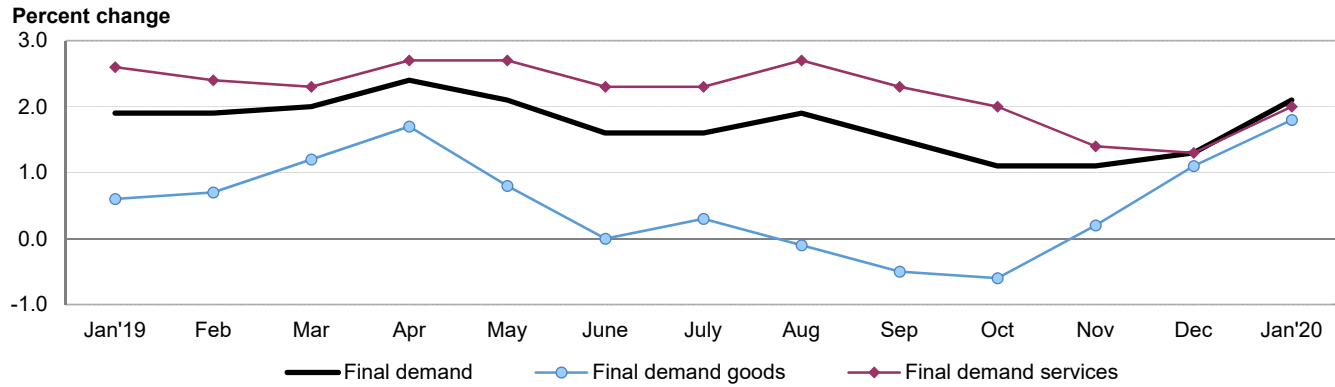


Table A. Monthly and 12-month percent changes in selected final demand price indexes, seasonally adjusted

Month	Total final demand	Final demand less foods, energy, and trade	Final demand goods				Final demand services				Change in final demand from 12 months ago (unadj.)	Change in final demand less foods, energy, and trade from 12 mo. ago (unadj.)
			Total	Foods	Energy	Less foods and energy	Total	Trade	Transportation and warehousing	Other		
2019												
Jan...	-0.3	0.1	-0.6	-1.4	-3.3	0.3	-0.1	-0.4	0.1	0.1	1.9	2.6
Feb...	0.2	0.2	0.3	-0.2	2.3	0.1	0.2	0.0	-0.6	0.3	1.9	2.4
Mar...	0.4	0.1	0.9	0.3	4.5	0.1	0.2	0.3	-0.2	0.2	2.0	2.2
Apr....	0.4	0.4	0.3	-0.2	1.9	0.1	0.5	0.7	0.5	0.3	2.4	2.4
May...	0.2	0.3	-0.2	-0.3	-0.5	-0.1	0.3	0.0	0.6	0.4	2.1	2.4
June...	-0.2	-0.1	-0.5	0.5	-3.0	-0.1	0.0	0.2	0.1	-0.1	1.6	2.1
July...	0.3	0.2	0.3	0.2	1.0	0.2	0.2	0.2	0.2	0.2	1.6	1.9
Aug...	0.1	0.1	-0.3	-0.6	-1.4	0.0	0.3	0.9	-0.2	0.2	1.9	1.9
Sept...	-0.3	0.0	-0.2	0.4	-1.4	-0.1	-0.3	-0.9	-0.2	0.0	1.5	1.7
Oct....	0.3	0.1	0.5	1.4	2.0	0.0	0.3	0.5	0.0	0.1	1.1	1.5
Nov...	-0.1	-0.1	0.3	1.2	0.3	0.1	-0.3	-0.6	-0.3	-0.1	1.1	1.3
Dec...	0.2	0.2	0.3	-0.3	1.5	0.2	0.0	-0.3	2.5	0.0	1.3	1.5
2020												
Jan...	0.5	0.4	0.1	0.2	-0.7	0.3	0.7	1.2	-1.6	0.6	2.1	1.5

NOTE: Some of the percent changes shown here and elsewhere in this release may differ from those previously reported because seasonal adjustment factors have been recalculated to reflect developments during 2019. In addition, indexes for September 2019 have been recalculated to incorporate late reports and corrections by respondents. All indexes are subject to revision 4 months after original publication.

Table B. Monthly and 12-month percent changes in selected intermediate demand price indexes for goods by commodity type, seasonally adjusted

Month	Processed goods for intermediate demand					Unprocessed goods for intermediate demand				
	Total	Foods and feeds	Energy goods	Less foods and energy	Total, change from 12 months ago (unadj.)	Total	Food-stuffs and feed-stuffs	Energy materials	Nonfood materials less energy	Total, change from 12 months ago (unadj.)
2019										
Jan.....	-0.8	0.2	-4.8	0.0	1.2	-4.9	-0.2	-10.4	-2.0	-3.1
Feb.....	0.2	0.1	1.9	-0.2	0.6	-2.5	-0.8	-5.7	-0.2	-6.7
Mar.....	0.6	-0.3	3.5	-0.1	1.2	-0.1	-2.0	0.7	1.6	-3.8
Apr.....	0.1	0.6	0.8	-0.1	0.9	1.6	4.2	1.1	-2.2	-3.3
May.....	-0.5	-0.5	-1.3	-0.2	-0.7	-3.0	-2.0	-3.4	-3.7	-8.2
June.....	-1.0	-0.2	-4.2	-0.3	-2.3	-3.0	-0.5	-6.5	-0.6	-10.0
July.....	0.1	0.1	1.1	-0.2	-2.3	1.4	0.4	2.0	1.5	-9.7
Aug.....	-0.5	0.3	-1.4	-0.3	-3.0	-1.6	-0.5	-3.1	-0.6	-7.7
Sept.....	-0.1	0.8	-0.5	-0.2	-3.5	0.0	-0.9	1.5	-0.9	-8.9
Oct.....	0.4	0.3	1.5	0.1	-3.7	-0.8	3.7	-4.9	-1.5	-12.3
Nov.....	0.1	1.4	0.8	-0.3	-2.9	4.0	-0.3	10.9	0.2	-5.5
Dec.....	0.1	-0.1	0.8	-0.2	-1.7	1.6	2.0	0.4	3.1	-7.3
2020										
Jan.....	-0.3	-0.1	-2.1	0.3	-1.0	-0.6	0.9	-5.7	5.6	-3.2

NOTE: Some of the percent changes shown here and elsewhere in this release may differ from those previously reported because seasonal adjustment factors have been recalculated to reflect developments during 2019. In addition, indexes for September 2019 have been recalculated to incorporate late reports and corrections by respondents. All indexes are subject to revision 4 months after original publication.

Services for intermediate demand: The index for services for intermediate demand was unchanged in January, after increasing 0.4 percent in December. In January, advances of 0.1 percent in prices for services less trade, transportation, and warehousing for intermediate demand and 0.3 percent in margins for trade services for intermediate demand offset a 0.9-percent decline in the index for transportation and warehousing services for intermediate demand. For the 12 months ended in January, the index for services for intermediate demand moved up 1.7 percent.

Product detail: In January, prices for portfolio management rose 2.3 percent. The indexes for television advertising time sales; hardware, building materials, and supplies retailing; chemicals and allied products wholesaling; and bundled wired telecommunications access services also increased. In contrast, prices for airline passenger services moved down 5.8 percent. The indexes for business loans (partial), staffing services, machinery and equipment parts and supplies wholesaling, and arrangement of freight and cargo transportation also fell.

Table C. Monthly and 12-month percent changes in selected intermediate demand price indexes for services by commodity type, seasonally adjusted

Month	Services for intermediate demand				Total, change from 12 months ago (unadj.)
	Total	Trade	Transportation and warehousing	Other	
2019					
Jan.....	0.1	0.4	0.1	0.1	2.8
Feb.....	0.0	-0.2	0.1	0.0	2.6
Mar.....	0.5	1.1	0.1	0.3	2.7
Apr.....	0.4	1.1	0.4	0.3	3.1
May.....	0.1	-0.6	0.4	0.2	2.8
June.....	0.0	-0.1	0.2	0.0	2.6
July.....	0.1	0.2	0.4	0.0	2.3
Aug.....	0.4	1.4	0.2	0.2	2.7
Sept.....	0.2	1.0	0.2	0.0	2.5
Oct.....	-0.4	-0.2	-0.1	-0.5	1.6
Nov.....	-0.1	-0.2	0.1	-0.1	1.4
Dec.....	0.4	0.3	1.2	0.3	1.8
2020					
Jan.....	0.0	0.3	-0.9	0.1	1.7

NOTE: Some of the percent changes shown here and elsewhere in this release may differ from those previously reported because seasonal adjustment factors have been recalculated to reflect developments during 2019. In addition, indexes for September 2019 have been recalculated to incorporate late reports and corrections by respondents. All indexes are subject to revision 4 months after original publication.

Intermediate Demand by Production Flow

Stage 4 intermediate demand: Prices for stage 4 intermediate demand decreased 0.1 percent in January, the first decline since falling 0.2 percent in June 2019. In January, the index for total goods inputs to stage 4 intermediate demand inched down 0.1 percent, while prices for total services inputs were unchanged. (See table D.) Decreases in the indexes for diesel fuel, machinery and equipment parts and supplies wholesaling, business loans (partial), staffing services, and electric power outweighed advances in the indexes for portfolio management; chemicals and allied products wholesaling; hardware, building materials, and supplies retailing; and paving mixtures and blocks. (See table 6.) For the 12 months ended in January, prices for stage 4 intermediate demand rose 1.5 percent, the largest increase since moving up 1.6 percent in the 12 months ended August 2019.

Stage 3 intermediate demand: The index for stage 3 intermediate demand declined 0.1 percent in January following a 0.6-percent rise in December. In January, prices for both total goods inputs and total services inputs to stage 3 intermediate demand edged down 0.1 percent. Decreases in the indexes for ungraded chicken eggs, machinery and equipment parts and supplies wholesaling, arrangement of freight and cargo transportation, diesel fuel, and business loans (partial) outweighed advances in prices for jet fuel, asphalt, basic organic chemicals, and bundled wired telecommunications access services. For the 12 months ended in January, the index

for stage 3 intermediate demand moved up 0.9 percent, the largest increase since rising 1.0 percent in the 12 months ended May 2019.

Stage 2 intermediate demand: Prices for stage 2 intermediate demand moved down 0.6 percent in January after advancing 0.3 percent in December. In January, the index for total goods inputs to stage 2 intermediate demand dropped 1.5 percent, and prices for total services inputs fell 0.1 percent. Declines in the indexes for gas fuels, staffing services, crude petroleum, airline passenger services, arrangement of freight and cargo transportation, and advertising agency services outweighed rising prices for portfolio management, cable network advertising time sales, and oilseeds. For the 12 months ended in January, the index for stage 2 intermediate demand decreased 1.8 percent.

Stage 1 intermediate demand: Prices for stage 1 intermediate demand rose 0.3 percent in January, the third consecutive increase. In January, the index for total goods inputs to stage 1 intermediate demand advanced 0.5 percent, and prices for total services inputs inched up 0.1 percent. Advances in the indexes for iron and steel scrap, basic organic chemicals, nonferrous scrap, grains, chemicals and allied products wholesaling, and guestroom rental outweighed decreases in prices for diesel fuel, business loans (partial), and airline passenger services. For the 12 months ended in January, the index for stage 1 intermediate demand fell 0.8 percent.

Table D. Monthly percent changes in selected intermediate demand price indexes by production flow, seasonally adjusted

Month	Stage 4 intermediate demand			Stage 3 intermediate demand			Stage 2 intermediate demand			Stage 1 intermediate demand		
	Total	Goods inputs	Ser-vices inputs	Total	Goods inputs	Ser-vices inputs	Total	Goods inputs	Ser-vices inputs	Total	Goods inputs	Ser-vices inputs
2019												
Jan.....	-0.1	-0.3	0.0	-0.3	-1.0	0.3	-1.9	-4.5	0.1	-1.2	-2.4	0.2
Feb.....	0.2	0.3	0.0	0.1	0.4	-0.1	-0.8	-2.2	0.2	0.1	0.2	-0.2
Mar.....	0.5	0.4	0.7	0.7	1.0	0.4	0.1	-0.2	0.4	0.8	1.2	0.3
Apr.....	0.3	0.1	0.6	1.0	1.7	0.3	0.4	0.2	0.5	0.0	-0.5	0.6
May.....	-0.1	-0.3	0.1	-0.3	-0.6	0.0	-0.5	-1.7	0.4	-1.0	-1.7	0.0
June.....	-0.2	-0.4	0.1	-0.9	-2.0	0.2	-1.3	-2.8	-0.3	-1.2	-2.3	-0.1
July.....	0.3	0.4	0.2	-0.1	-0.2	0.1	0.4	0.6	0.2	0.3	0.5	-0.2
Aug.....	0.1	-0.4	0.6	0.1	-0.4	0.5	-0.5	-1.4	0.3	-0.4	-1.0	0.7
Sept.....	0.1	0.1	0.2	-0.3	-0.9	0.3	0.3	0.5	0.1	-0.2	-0.5	0.3
Oct.....	0.0	0.3	-0.3	0.3	1.1	-0.2	-0.9	-1.3	-0.4	-0.1	0.2	-0.6
Nov.....	0.1	0.1	0.0	-0.1	0.0	-0.2	1.3	3.2	0.0	0.1	0.4	-0.4
Dec.....	0.3	0.3	0.5	0.6	0.9	0.2	0.3	-0.2	0.7	0.6	1.1	0.2
2020												
Jan.....	-0.1	-0.1	0.0	-0.1	-0.1	-0.1	-0.6	-1.5	-0.1	0.3	0.5	0.1

NOTE: Some of the percent changes shown here and elsewhere in this release may differ from those previously reported because seasonal adjustment factors have been recalculated to reflect developments during 2019. In addition, indexes for September 2019 have been recalculated to incorporate late reports and corrections by respondents. All indexes are subject to revision 4 months after original publication.

Recalculation of Seasonal Adjustment Factors

Effective with this report, seasonal adjustment factors have been recalculated to reflect price-movement patterns during 2019 for the Final Demand-Intermediate Demand (FD-ID) system and commodity-grouping indexes. This routine annual recalculation may affect previously published seasonally adjusted indexes and percent changes for January 2015 through December 2019.

Revised seasonally adjusted data for this period, as well as seasonal adjustment factors for directly adjusted commodity indexes to be used through December 2020, were released February 14, 2020. To obtain this information,

contact the Division of Industrial Prices and Price Indexes, Section of Index Analysis and Public Information at ppi-info@bls.gov or (202) 691-7705, or visit the Producer Price Index homepage at www.bls.gov/ppi.

Tables E and F below provide monthly seasonally adjusted percent changes for major FD-ID system indexes in 2019, based on former and recalculated seasonal factors. These percent changes include final price data through August 2019 and may differ from values shown in tables A through D of this release, which include final price data through September 2019.

Table E. Over-the-month percent changes in major final demand indexes, seasonally adjusted, using former and recalculated seasonal factors for 2019

Month	Final demand		Final demand goods		Final demand services		Final demand less foods, energy, and trade services	
	Former	Recalculated	Former	Recalculated	Former	Recalculated	Former	Recalculated
January	-0.3	-0.3	-0.6	-0.6	-0.1	-0.1	0.2	0.1
February	.2	.2	.3	.3	.2	.2	.1	.2
March	.4	.4	1.0	.9	.1	.2	.1	.1
April	.5	.4	.4	.3	.6	.5	.4	.4
May	.2	.2	-.2	-.2	.3	.3	.3	.3
June	-.3	-.2	-.5	-.5	.0	.0	-.1	-.1
July	.2	.3	.3	.3	.2	.2	.1	.2
August	.2	.1	-.3	-.3	.3	.3	.2	.1
September	-.3	-.3	-.4	-.3	-.3	-.3	.0	.0
October	.4	.3	.7	.6	.3	.3	.1	.1
November	.0	-.1	.3	.3	-.3	-.3	.0	-.1
December	.1	.2	.3	.3	.0	.0	.1	.2

Table F. Over-the-month percent changes in major intermediate demand indexes, seasonally adjusted, using former and recalculated seasonal factors for 2019

Month	Processed goods for intermediate demand		Unprocessed goods for intermediate demand		Services for intermediate demand	
	Former	Recalculated	Former	Recalculated	Former	Recalculated
January	-0.9	-0.8	-4.6	-4.9	0.2	0.1
February	.1	.2	-2.5	-2.5	.0	.0
March	.6	.6	-.4	-.1	.5	.5
April	.1	.1	1.7	1.6	.4	.4
May	-.4	-.5	-3.1	-3.0	.1	.1
June	-1.2	-1.0	-2.9	-3.0	.0	.0
July	.1	.1	1.2	1.4	.1	.1
August	-.5	-.5	-1.7	-1.6	.4	.4
September	-.2	-.1	-1.6	-1.2	-.1	.0
October	.4	.4	1.0	.4	-.2	-.2
November	.2	.1	3.9	4.0	-.1	-.1
December	.1	.1	1.8	1.6	.4	.4

Chart 1. The Final Demand Index and its component indexes, January 2015 through January 2020, 12-month percentage changes

Percent change

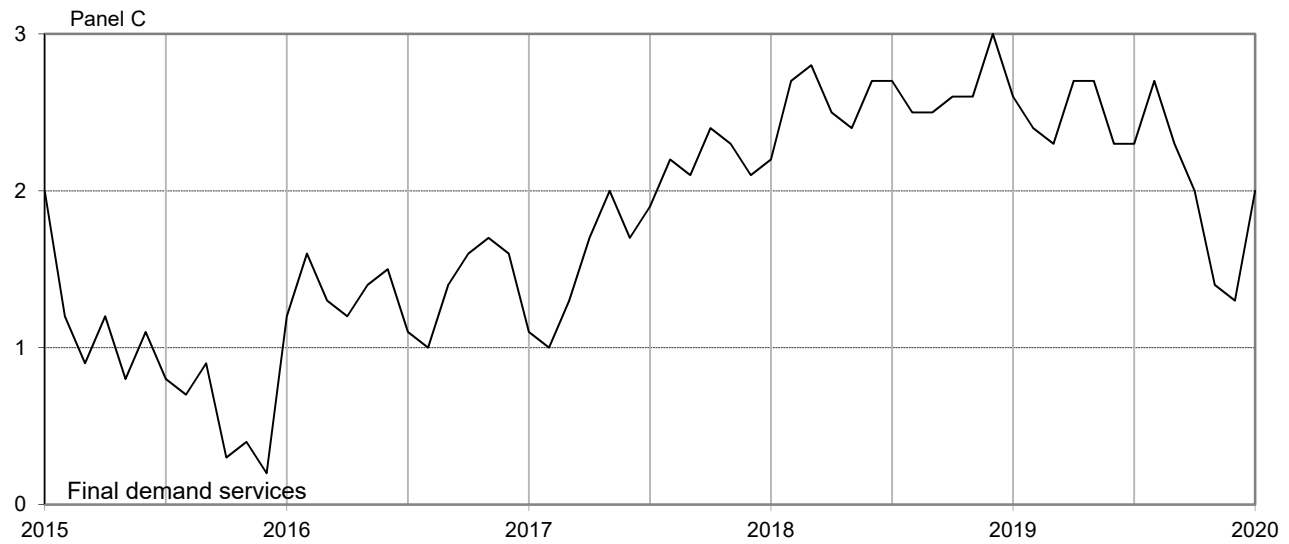
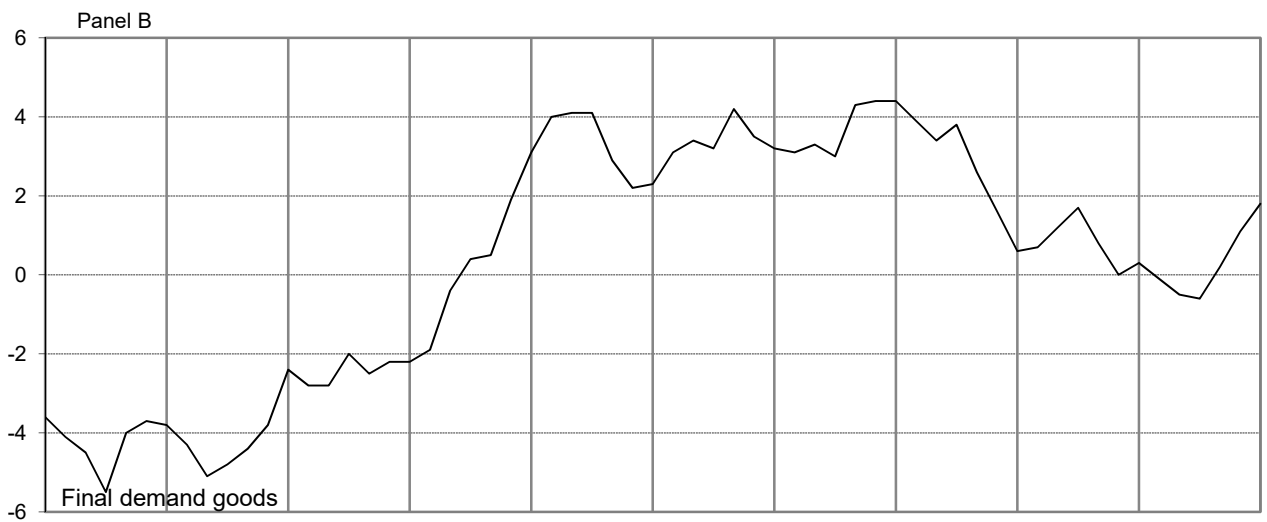
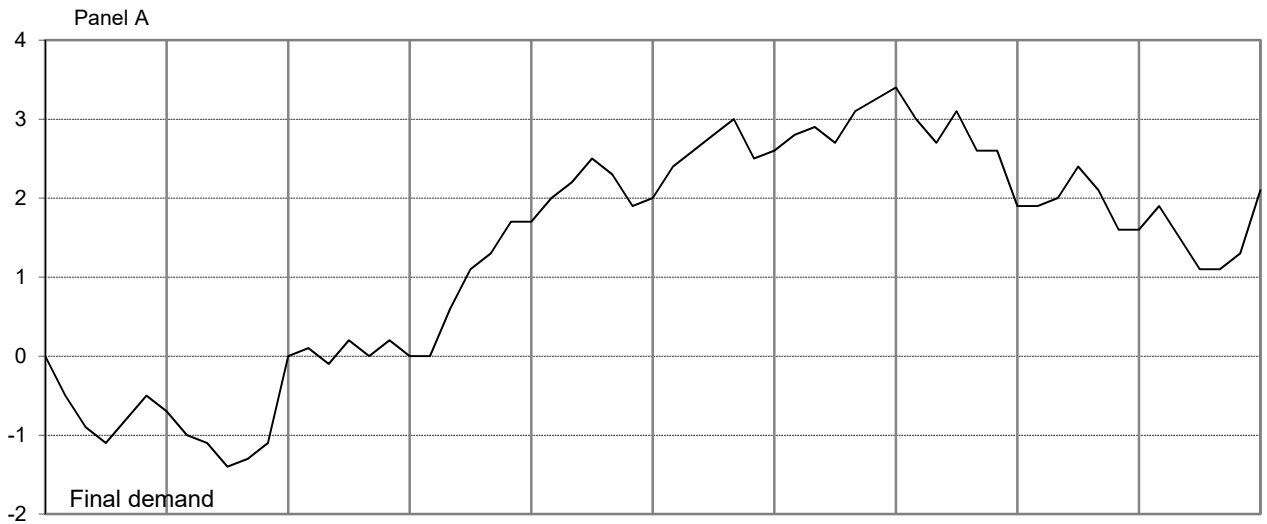


Chart 2. The Processed Goods for Intermediate Demand Index and its component indexes, January 2015 through January 2020, 12-month percentage changes

Percent change

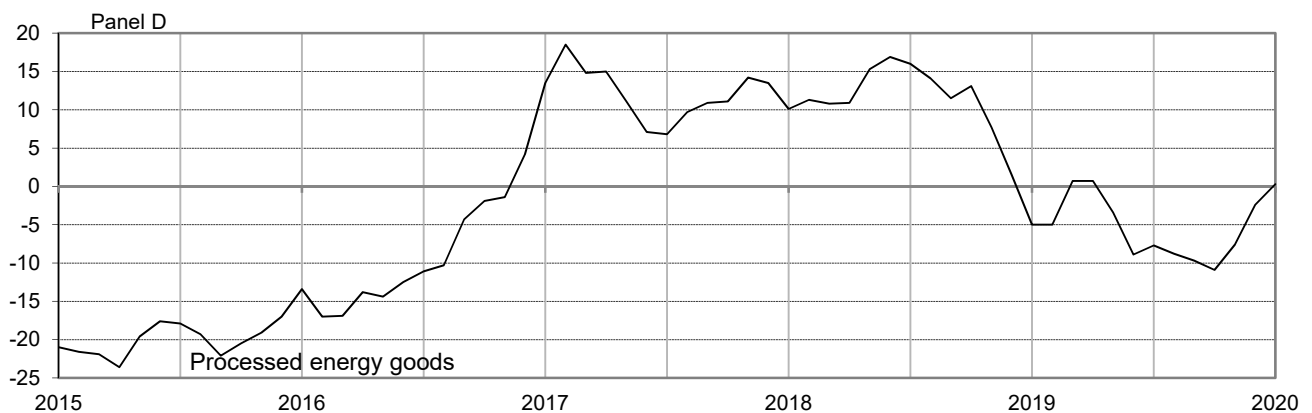
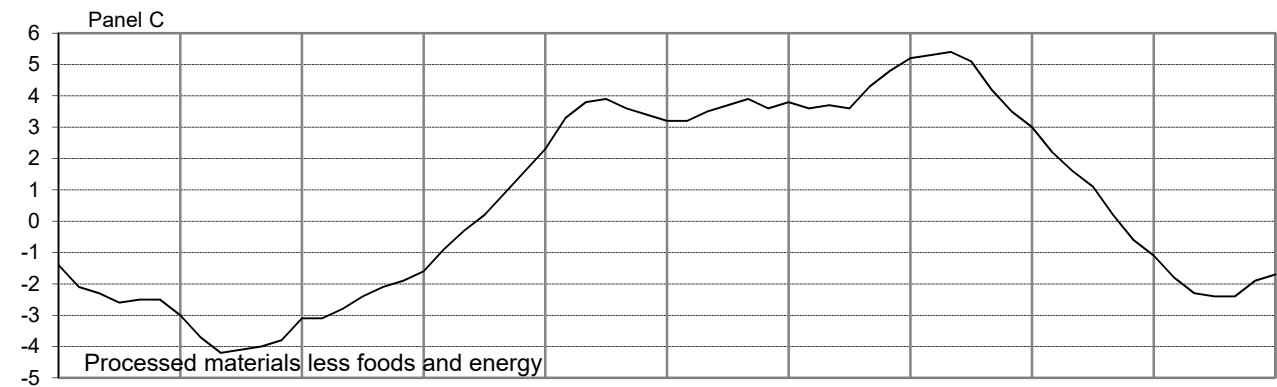
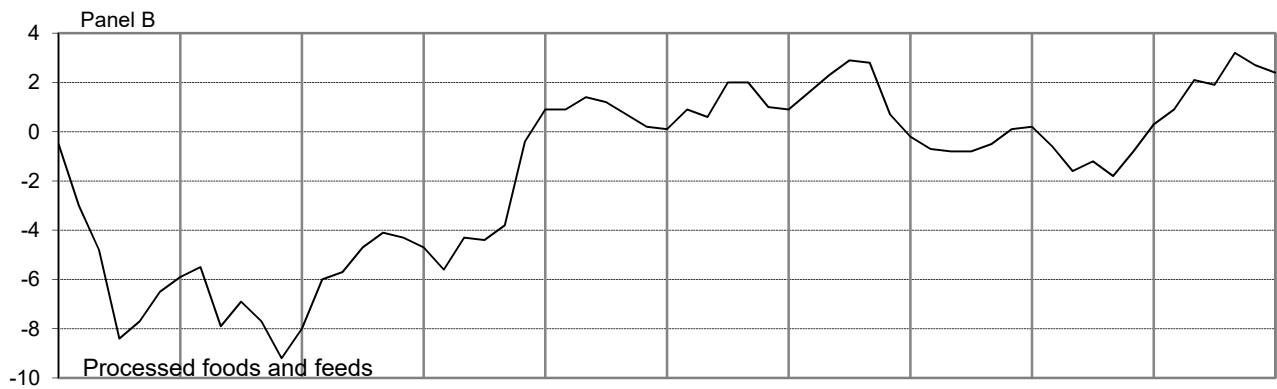
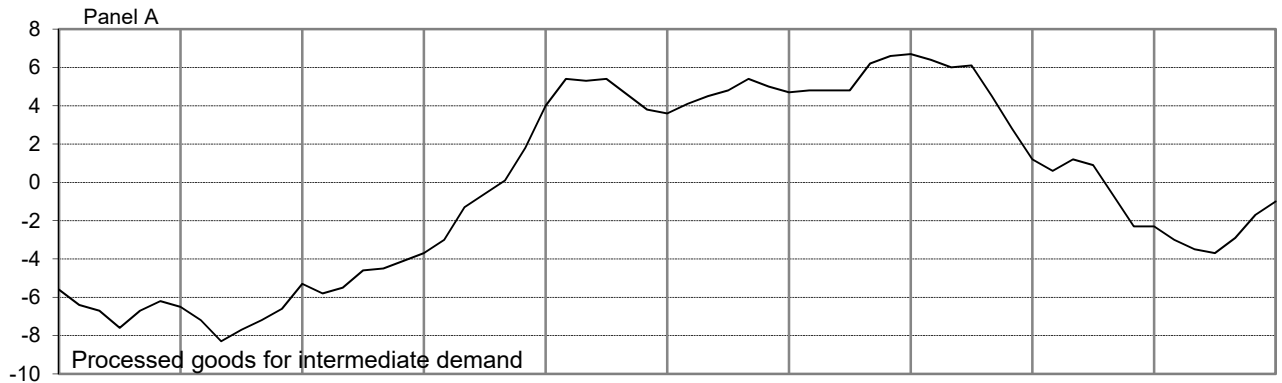


Chart 3. The Unprocessed Goods for Intermediate Demand Index and its component indexes, January 2015 through January 2020, 12-month percentage changes

Percent change

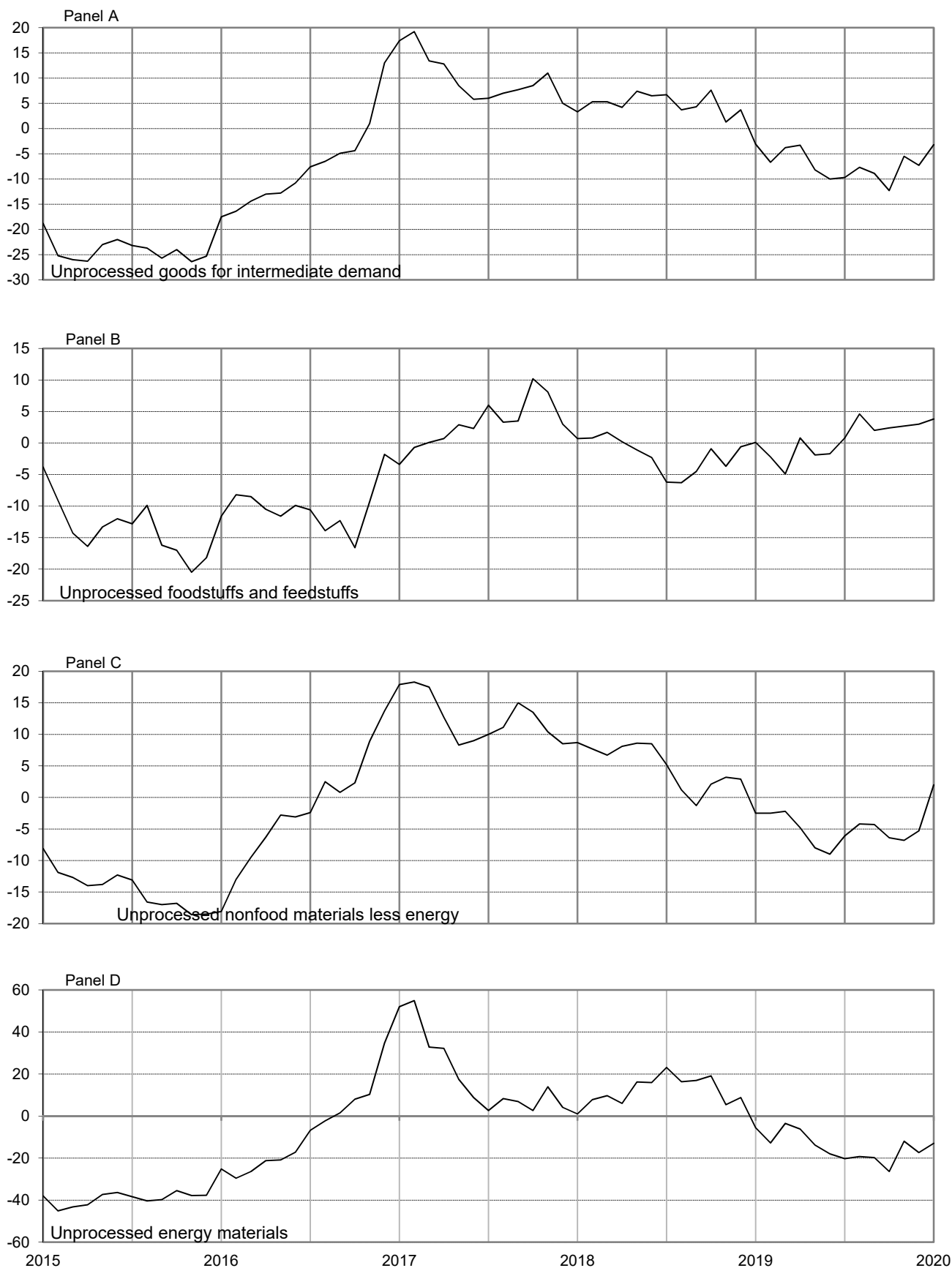
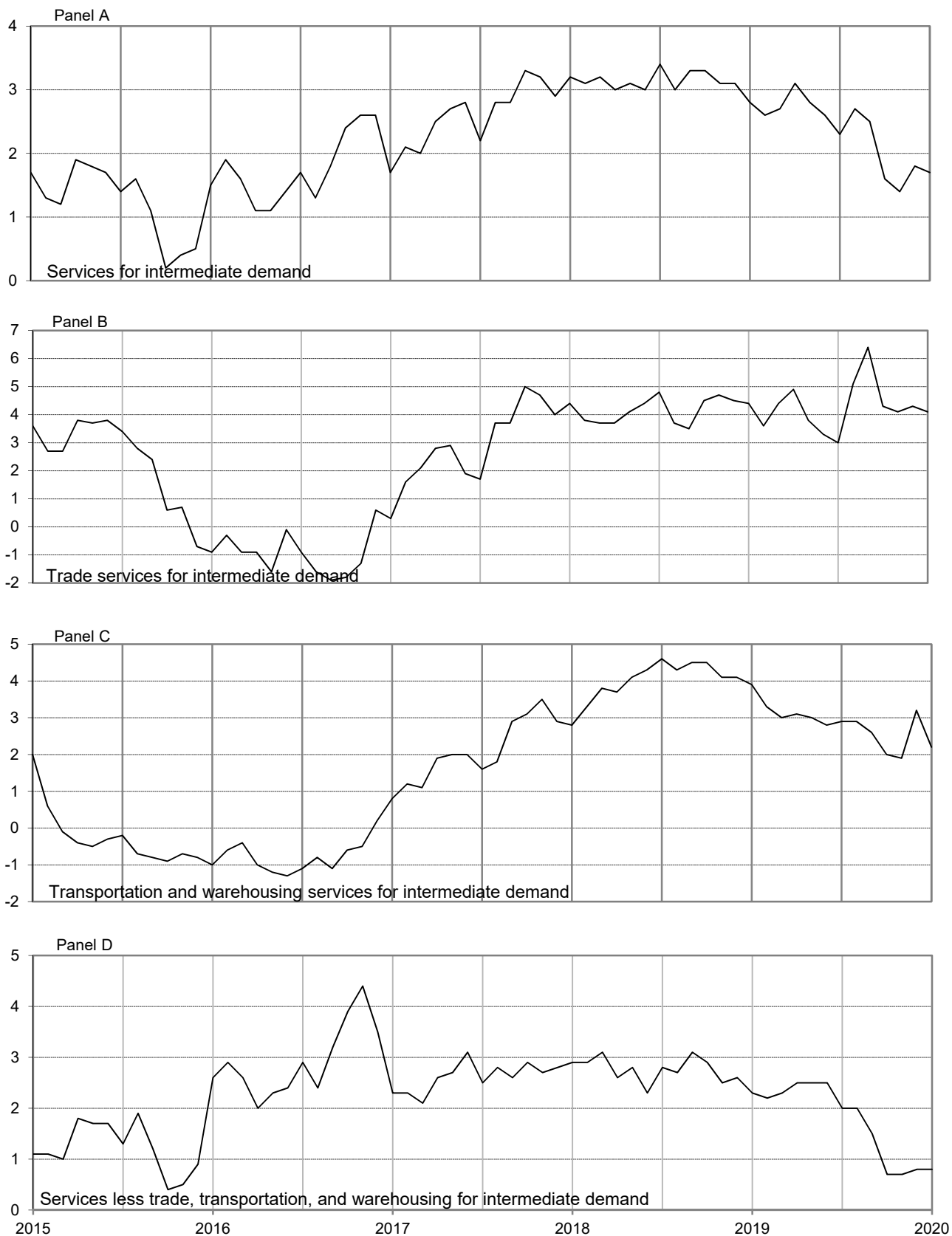


Chart 4. The Services for Intermediate Demand Index and its component indexes, January 2015 through January 2020, 12-month percentage changes

Percent change



Source: U.S. Bureau of Labor Statistics, Producer Price Index Program

Table 1. Producer price indexes and percent changes for final demand¹
 [Nov 2009=100, unless otherwise indicated]

Grouping	Other index base	Relative Importance Dec. 2019 ²	Unadjusted index			Unadjusted percent change to Jan. 2020 from:		Seasonally adjusted percent change from:		
			Sept. 2019 ³	Dec. 2019 ³	Jan. 2020 ³	Jan. 2019	Dec. 2019	Oct. to Nov.	Nov. to Dec.	Dec. to Jan.
Final demand.....		100.000	118.3	118.3	119.1	2.1	0.7	-0.1	0.2	0.5
Final demand goods.....		32.794	115.2	115.6	116.0	1.8	0.3	0.3	0.3	0.1
Final demand foods.....		5.733	118.3	120.5	120.8	2.7	0.2	1.2	-0.3	0.2
Finished consumer foods ⁴	00/82	4.608	211.0	214.6	214.5	2.3	0.0	1.4	-0.3	0.0
Finished consumer foods, crude.....	00/82	0.481	192.9	227.1	228.9	3.8	0.8	6.4	-1.9	1.0
Finished consumer foods, processed.....	00/82	4.127	213.4	213.7	213.4	2.2	-0.1	0.8	-0.1	0.0
Government purchased foods.....		0.346	123.6	123.8	123.5	2.7	-0.2	1.2	-0.2	-0.1
Foods for export.....		0.779	111.1	114.5	116.7	4.5	1.9	-0.4	-0.7	2.0
Final demand energy.....		5.382	105.1	103.5	103.4	6.2	-0.1	0.3	1.5	-0.7
Finished consumer energy goods ⁴	00/82	4.379	167.0	164.0	163.8	6.5	-0.1	0.4	1.7	-0.8
Government purchased energy.....		0.771	106.1	105.4	105.1	4.4	-0.3	-0.2	0.8	-0.3
Energy for export.....		0.232	89.7	91.7	91.4	3.9	-0.3	-1.9	0.8	0.3
Final demand goods less foods and energy.....		21.679	117.3	117.8	118.4	0.7	0.5	0.1	0.2	0.3
Finished goods less foods and energy ⁴	00/82	12.869	207.7	209.0	209.7	1.2	0.3	0.1	0.1	0.0
Finished consumer goods less foods and energy.....	00/82	6.965	231.9	233.5	234.4	1.3	0.4	0.2	0.1	0.0
Nondurable consumer goods less foods and energy.....	00/82	4.289	299.0	300.1	302.7	1.9	0.9	0.3	0.1	0.1
Durable consumer goods.....	00/82	2.676	162.7	164.6	164.1	0.4	-0.3	0.1	0.2	-0.2
Private capital equipment.....	00/82	5.904	177.3	178.4	178.8	1.1	0.2	0.1	0.1	0.1
Private capital equipment for manufacturing industries.....	00/82	1.332	181.4	182.0	182.8	1.3	0.4	0.1	0.1	0.2
Private capital equipment for nonmanufacturing industries.....	00/82	4.572	175.8	177.0	177.3	1.0	0.2	0.1	0.2	0.1
Government purchased goods, excluding foods and energy.....		2.248	115.1	115.0	116.1	1.1	1.0	0.1	-0.1	0.6
Government purchased goods excluding foods, energy, and capital equipment.....		1.316	117.1	116.9	118.0	0.9	0.9	0.0	-0.1	0.6
Government purchased capital equipment.....		0.932	110.9	111.0	112.2	1.6	1.1	0.1	0.1	0.5
Goods for export, excluding foods and energy.....		6.562	112.5	112.6	113.4	-0.5	0.7	0.1	0.2	0.5
Final demand services.....		65.476	119.4	119.1	120.1	2.0	0.8	-0.3	0.0	0.7
Final demand trade services ⁵		20.213	120.0	119.1	120.5	2.0	1.2	-0.6	-0.3	1.2
Trade of finished goods ⁴		17.497	119.4	118.2	119.8	1.9	1.4	-0.6	-0.5	1.4
Trade of personal consumption goods.....		14.276	119.5	117.8	119.8	2.6	1.7	-0.4	-0.8	1.9
Trade of private capital equipment.....		3.221	117.5	118.6	118.6	-1.1	0.0	-1.1	0.7	0.1
Trade of government purchased goods.....		0.740	123.4	124.3	124.3	2.1	0.0	-0.2	0.3	0.1
Trade of government purchased goods, excluding capital equipment.....		0.459	125.3	126.0	125.7	4.2	-0.2	0.3	0.2	-0.2
Trade of government purchased capital equipment.....		0.281	119.7	121.2	121.6	-1.4	0.3	-1.2	0.8	0.3
Trade of exports.....		1.976	124.7	125.7	125.4	2.9	-0.2	-0.2	0.4	-0.1
Final demand transportation and warehousing services.....		4.727	124.1	128.1	126.5	0.8	-1.2	-0.3	2.5	-1.6
Transportation of passengers for final demand.....		1.378	115.0	126.5	120.3	0.0	-4.9	-2.2	7.6	-5.8
Transportation of private passengers.....		0.941	115.1	126.5	120.3	0.0	-4.9	-2.2	7.6	-5.8
Transportation of government passengers.....		0.142	115.1	126.5	120.3	0.0	-4.9	-2.1	7.5	-5.7
Transportation of passengers for export.....		0.295	114.9	126.5	120.2	0.0	-5.0	-2.2	7.7	-5.8
Transportation and warehousing of goods for final demand.....		3.349	127.0	127.8	128.3	1.2	0.4	0.4	0.5	0.2
Transportation and warehousing of finished goods ⁴		2.364	125.8	126.7	127.0	1.0	0.2	0.4	0.6	0.2
Transportation and warehousing of personal consumption goods.....		1.851	126.1	127.0	127.3	1.1	0.2	0.4	0.5	0.2
Transportation and warehousing of private capital equipment.....		0.513	124.5	125.5	125.7	0.8	0.2	0.4	0.6	0.2
Transportation and warehousing of government purchased goods.....		0.246	125.7	126.5	126.8	1.4	0.2	0.4	0.5	0.1
Transportation and warehousing of exports.....		0.739	131.1	131.9	132.9	1.8	0.8	0.4	0.5	0.0
Final demand services less trade, transportation, and warehousing.....		40.536	118.6	118.3	119.3	2.1	0.8	-0.1	0.0	0.6
Finished services less trade, transportation, and warehousing ⁴		36.077	119.0	118.7	119.8	2.2	0.9	-0.1	0.0	0.6
Finished consumer services less trade, transportation, and warehousing.....		32.569	119.0	118.7	119.8	2.4	0.9	-0.1	-0.1	0.7
Private capital investment services less trade, transportation, and warehousing.....		3.508	119.8	119.7	120.0	0.8	0.3	-0.3	0.1	0.4
Government purchased services less trade, transportation, and warehousing.....		3.013	113.1	112.8	113.6	1.6	0.7	-0.2	0.2	0.4
Gov. purchased services less trade, transportation, and warehousing, excl. capital investment.....		2.912	113.4	113.1	113.9	1.6	0.7	-0.2	0.2	0.4
Government purchased capital investment services less trade, transportation, and warehousing.....		0.101	104.5	103.9	104.1	0.7	0.2	-0.8	0.2	0.2
Services for export less trade, transportation, and warehousing.....		1.446	120.2	118.4	119.5	0.9	0.9	-0.6	0.3	0.3
Final demand construction.....		1.732	128.2	128.6	129.6	3.7	0.8	0.0	0.0	0.8
Construction for private capital investment.....		1.169	128.3	128.8	129.7	3.6	0.7	0.0	0.1	0.7
Construction for government.....		0.563	127.9	128.2	129.3	3.9	0.9	-0.1	0.0	0.9
Special groupings										
Final demand less exports.....	04/10	87.971	116.9	116.8	117.6	2.1	0.7	0.0	0.1	0.5
Final demand less government.....	04/10	91.931	116.7	116.7	117.5	2.0	0.7	-0.1	0.1	0.5
Final demand less foods, food and nonalcoholic beverages for immediate consumption, and energy ⁶	04/10	88.358	117.8	117.8	118.7	1.7	0.8	-0.2	0.1	0.6
Final demand less foods and energy ⁶	04/10	88.885	117.8	117.7	118.6	1.7	0.8	-0.2	0.1	0.5

See footnotes at end of table.

Table 1. Producer price indexes and percent changes for final demand¹ — Continued
 [Nov 2009=100, unless otherwise indicated]

Grouping	Other index base	Relative importance Dec. 2019 ²	Unadjusted index			Unadjusted percent change to Jan. 2020 from:		Seasonally adjusted percent change from:		
			Sept. 2019 ³	Dec. 2019 ³	Jan. 2020 ³	Jan. 2019	Dec. 2019	Oct. to Nov.	Nov. to Dec.	Dec. to Jan.
Final demand less foods and food and nonalcoholic beverages for immediate consumption ⁶	04/10	93.740	116.6	116.4	117.2	1.9	0.7	-0.1	0.2	0.4
Final demand less foods ⁶	04/10	94.267	116.6	116.4	117.2	1.9	0.7	-0.1	0.1	0.5
Final demand less energy.....	04/10	94.618	117.6	117.7	118.5	1.7	0.7	0.0	0.0	0.5
Final demand less trade services.....	01/10	79.787	116.6	116.8	117.4	2.0	0.5	0.1	0.3	0.3
Final demand less distributive services ⁷	01/10	76.438	116.2	116.4	117.0	2.0	0.5	0.0	0.3	0.3
Final demand goods less energy.....	01/10	27.412	116.5	117.3	117.8	1.0	0.4	0.3	0.1	0.3
Final demand goods less foods.....	04/10	27.061	112.0	112.0	112.4	1.7	0.4	0.1	0.4	0.1
Final demand services less trade services.....	04/10	45.263	118.2	118.3	119.1	2.0	0.7	-0.1	0.3	0.3
Final demand distributive services ⁷	04/10	23.562	118.7	118.0	119.3	1.9	1.1	-0.3	-0.3	1.0
Final demand goods plus final demand distributive services ⁷	04/10	56.356	115.0	115.0	115.7	1.8	0.6	0.1	0.0	0.5
Final demand less foods, energy, and trade services ⁶	08/13	68.672	110.7	110.9	111.5	1.5	0.5	-0.1	0.2	0.4
Private and government purchased capital equipment.....	08/13	6.836	108.0	108.6	109.0	1.2	0.4	0.1	0.2	0.1
Private and government purchased capital investment services.....	08/13	7.624	109.5	110.0	110.2	0.0	0.2	-0.5	0.4	0.3
Total private and government purchased capital investment.....	08/13	14.460	110.1	110.6	110.9	0.8	0.3	-0.3	0.3	0.3
Total finished ⁴	01/10	79.904	117.9	117.8	118.6	2.2	0.7	0.0	0.1	0.5
Total finished less foods, food and nonalcoholic beverages for immediate consumption, and energy ^{4, 6}	12/10	70.403	118.1	117.9	118.9	1.9	0.8	-0.2	0.0	0.6
Total finished less foods and energy ^{4, 6}	01/10	70.917	119.0	118.8	119.8	2.0	0.8	-0.2	0.0	0.6
Total finished less foods and food and nonalcoholic beverages for immediate consumption ^{4, 6}	12/10	74.782	116.6	116.3	117.2	2.2	0.8	-0.2	0.1	0.5
Total finished less foods ^{4, 6}	01/10	75.296	117.9	117.7	118.6	2.2	0.8	-0.1	0.1	0.5
Total finished less energy ⁴	01/10	75.525	118.9	118.9	119.8	2.0	0.8	-0.1	-0.1	0.6
Finished goods ⁴	00/82	21.856	205.7	206.4	206.8	2.5	0.2	0.5	0.3	-0.1
Finished goods less energy ⁴	00/82	17.477	208.2	210.1	210.6	1.5	0.2	0.5	0.0	0.0
Finished goods, excluding foods ^{4, 6}	00/82	17.248	203.6	203.6	204.0	2.5	0.2	0.2	0.5	-0.2
Finished services ⁴	01/10	56.879	118.4	118.1	119.2	2.1	0.9	-0.2	-0.1	0.8
Private capital investment services.....	04/10	7.242	117.8	118.3	118.5	0.0	0.2	-0.6	0.3	0.3
Finished distributive services ^{4, 7}	04/10	19.861	117.7	116.8	118.3	1.8	1.3	-0.5	-0.4	1.4
Finished services less trade services ⁴	04/10	39.382	118.4	118.4	119.3	2.1	0.8	-0.1	0.2	0.4
Finished services less distributive services ^{4, 7}	04/10	37.018	118.2	118.2	119.1	2.2	0.8	-0.2	0.2	0.4
Total private capital investment (goods, services, and construction).....	04/10	14.315	116.3	116.9	117.1	0.7	0.2	-0.2	0.3	0.2
Finished goods plus finished distributive services ⁴	04/10	41.717	116.2	116.0	116.8	2.2	0.7	0.0	0.0	0.5
Total exports.....	04/10	12.029	112.9	113.4	114.0	0.7	0.5	-0.2	0.4	0.3
Goods for export.....	00/82	7.573	187.0	187.8	189.3	0.1	0.8	0.0	0.1	0.7
Services for export.....	04/10	4.456	122.4	123.0	123.0	1.8	0.0	-0.3	0.9	-0.3
Total government purchases.....	04/10	8.069	113.0	113.1	113.7	2.0	0.5	-0.1	0.4	0.3
Government purchased goods.....	00/82	3.365	186.0	185.7	186.7	2.0	0.5	0.1	0.1	0.3
Government purchased services.....	04/10	4.141	115.3	115.7	116.0	1.6	0.3	-0.3	0.5	0.1
Total government purchased capital investment (goods, services, construction).....	08/13	1.877	110.7	111.0	111.9	1.8	0.8	-0.3	0.2	0.6
Personal consumption.....	01/10	65.589	118.2	117.9	118.9	2.5	0.8	0.0	0.0	0.6
Personal consumption goods (finished consumer goods).....	00/82	15.952	217.5	218.1	218.4	3.0	0.1	0.6	0.4	-0.2
Personal consumption goods less energy.....	00/82	11.573	223.7	226.1	226.6	1.7	0.2	0.7	-0.1	0.0
Personal consumption goods less foods.....	00/82	11.344	218.5	217.8	218.3	3.3	0.2	0.3	0.7	-0.3
Personal consumption nondurable goods less foods.....	00/82	8.668	243.2	241.4	242.3	4.2	0.4	0.3	0.9	-0.4
Personal consumption services.....	04/10	49.637	118.0	117.5	118.8	2.3	1.1	-0.2	-0.2	0.8
Personal consumption less trade services.....	04/10	51.313	117.5	117.6	118.3	2.4	0.6	0.2	0.3	0.2
Personal consumption less distributive services ⁷	04/10	49.462	117.3	117.4	118.1	2.5	0.6	0.1	0.3	0.3
Personal consumption less foods and energy.....	04/14	56.602	110.3	110.0	111.1	2.2	1.0	-0.1	-0.1	0.7
Personal consumption less foods, energy, and trade services ⁵	04/14	42.326	110.6	110.8	111.6	2.1	0.7	0.0	0.1	0.5
Personal consumption less foods, energy, and distributive services ⁷	04/14	40.475	110.8	110.9	111.7	2.1	0.7	-0.1	0.2	0.4
Personal consumption goods plus personal consumption distributive services ⁷	08/13	32.079	106.4	105.9	106.8	2.7	0.8	0.2	-0.2	0.7

¹ Further information about the Final Demand-Intermediate Demand Aggregation system is available online at <https://www.bls.gov/ppi/fdidaggregation.htm>.

² Comprehensive relative importance figures are initially computed after the publication of December indexes and are recalculated after final December indexes are available. Individual items and subtotals may not add exactly to totals because of rounding differences.

³ The indexes for September 2019 have been recalculated to incorporate late reports and corrections by respondents. All indexes are subject to revision 4 months after original publication.

⁴ PPI defines Total finished as including only the personal consumption and private capital investment portions of final demand.

⁵ Trade indexes measure changes in margins received by wholesalers and retailers.

⁶ The PPI definition of foods does not include food and beverages for immediate consumption. PPI defines food and beverages for immediate consumption as the service of preparing meals, snacks, and beverages to customer order for immediate on-premises and off-premises consumption.

⁷ Distributive services include transportation, warehousing, and trade of goods.

"-" Data not available.

Table 2. Producer price indexes and percent changes for intermediate demand by commodity type¹
 [Nov. 2009=100, unless otherwise indicated]

Grouping	Other index base	Relative Importance Dec. 2019 ²	Unadjusted index			Unadjusted percent change to Jan. 2020 from:		Seasonally adjusted percent change from:		
			Sept. 2019 ³	Dec. 2019 ³	Jan. 2020 ³	Jan. 2019	Dec. 2019	Oct. to Nov.	Nov. to Dec.	Dec. to Jan.
Processed goods										
Processed goods for intermediate demand.....	00/82	100.000	197.2	196.1	195.8	-1.0	-0.2	0.1	0.1	-0.3
Materials and components for manufacturing.....	00/82	45.127	182.9	181.8	182.3	-2.6	0.3	-0.2	-0.3	0.3
Materials for manufacturing.....		27.337	109.8	108.8	109.2	-4.4	0.4	-0.4	-0.5	0.4
Materials for food manufacturing.....	00/82	4.104	198.2	199.5	198.4	2.5	-0.6	1.7	0.0	-0.4
Materials for nondurable manufacturing.....	00/82	12.582	208.7	207.6	209.0	-5.0	0.7	-0.9	-0.5	0.9
Materials for durable manufacturing.....	00/82	10.651	199.4	195.5	196.1	-6.0	0.3	-0.5	-0.6	0.2
Components for manufacturing.....	00/82	17.790	155.5	155.6	155.7	0.3	0.1	0.0	0.1	0.0
Components for nondurable manufacturing.....		0.749	115.3	114.9	114.7	-0.4	-0.2	0.0	-0.3	-0.2
Components for durable manufacturing.....		17.041	110.1	110.1	110.2	0.4	0.1	0.0	0.1	0.0
Materials and components for construction.....	00/82	9.167	251.1	250.8	252.0	0.5	0.5	-0.2	0.2	0.4
Materials for construction.....		3.988	125.0	124.7	125.9	1.0	1.0	-0.1	0.2	0.7
Components for construction.....		5.179	123.3	123.2	123.3	0.0	0.1	-0.3	0.2	0.0
Processed fuels and lubricants for intermediate demand.....	00/82	18.465	178.7	175.8	172.2	0.3	-2.0	0.8	0.9	-2.1
Processed fuels and lubricants to manufacturing industries.....	00/82	4.613	196.3	187.7	184.1	-3.0	-1.9	0.5	-0.3	-2.7
Processed fuels and lubricants to nonmanufacturing industries.....	00/82	13.852	173.4	172.2	168.6	1.5	-2.1	0.9	1.3	-1.9
Containers for intermediate demand.....	00/82	2.994	236.4	235.9	236.6	-0.1	0.3	-0.2	0.0	0.3
Supplies for intermediate demand.....	00/82	24.247	200.7	200.9	201.4	0.4	0.2	0.1	0.0	0.1
Supplies to manufacturing industries.....	00/82	2.951	200.5	200.0	200.1	-1.1	0.1	-0.3	0.1	0.1
Supplies to nonmanufacturing industries.....	00/82	21.296	199.2	199.6	200.0	0.6	0.2	0.2	0.0	0.1
Supplies to nonmanufacturing industries, feeds.....	00/82	1.663	175.0	176.9	178.9	0.3	1.1	0.3	-0.2	1.7
Supplies to nonmanufacturing industries, other than feeds.....	00/82	19.633	203.2	203.4	203.7	0.6	0.1	0.2	0.0	0.0
Unprocessed goods										
Unprocessed goods for intermediate demand.....	00/82	100.000	177.4	187.3	187.5	-3.2	0.1	4.0	1.6	-0.6
Unprocessed foodstuffs and feedstuffs.....	00/82	39.019	155.5	166.7	170.6	3.8	2.3	-0.3	2.0	0.9
Unprocessed nonfood materials.....	00/82	60.981	184.9	193.2	190.7	-7.3	-1.3	6.9	1.4	-1.5
Unprocessed nonfood materials except fuel.....	00/82	44.021	238.2	246.1	251.1	7.1	2.0	4.7	3.3	1.9
Unprocessed nonfood materials except fuel to manufacturing industries.....	00/82	42.091	219.3	227.0	231.5	7.2	2.0	4.9	3.5	1.9
Unprocessed nonfood materials except fuel to nonmanufacturing industries.....	00/82	1.930	270.2	270.4	278.3	4.5	2.9	0.5	0.0	1.8
Unprocessed fuel.....	00/82	16.960	103.0	111.0	100.0	-33.5	-9.9	12.5	-3.2	-10.3
Unprocessed fuel to manufacturing industries.....	00/82	0.643	150.0	155.6	147.1	-21.5	-5.5	6.2	-1.7	-6.3
Unprocessed fuel to nonmanufacturing industries.....	00/82	16.317	103.6	111.8	100.6	-33.9	-10.0	12.8	-3.3	-10.4
Services										
Services for intermediate demand.....		100.000	122.1	121.8	122.3	1.7	0.4	-0.1	0.4	0.0
Trade services for intermediate demand ⁴		19.143	127.3	127.4	127.6	4.1	0.2	-0.2	0.3	0.3
Trade services for manufacturing industries.....	12/12	9.477	115.6	116.1	115.9	4.7	-0.2	-0.2	0.6	-0.1
Trade services for nonmanufacturing industries.....	12/12	9.666	114.0	113.5	114.1	3.5	0.5	-0.3	0.2	0.6
Transportation and warehousing services for intermediate demand.....		12.312	129.3	130.8	130.7	2.2	-0.1	0.1	1.2	-0.9
Transportation of passengers for intermediate demand.....		1.221	115.1	126.5	120.3	0.0	-4.9	-2.1	7.5	-5.7
Transportation of passengers for manufacturing industries.....		0.203	114.9	126.5	120.2	0.0	-5.0	-2.2	7.7	-5.8
Transportation of passengers for nonmanufacturing industries.....		1.018	115.2	126.5	120.4	0.1	-4.8	-2.1	7.5	-5.7
Transportation and warehousing of goods for intermediate demand.....		11.091	130.7	131.1	131.6	2.4	0.4	0.3	0.5	-0.4
Transportation and warehousing of goods for manufacturing industries.....	12/12	1.685	108.5	109.4	109.8	1.9	0.4	0.5	0.4	0.4
Transportation and warehousing of goods for nonmanufacturing industries.....	12/12	9.406	116.7	117.0	117.5	2.5	0.4	0.3	0.6	-0.4
Services less trade, transportation, and warehousing for intermediate demand.....		68.544	119.5	118.7	119.3	0.8	0.5	-0.1	0.3	0.1
Services less trade, transportation, and warehousing for manufacturing industries.....		2.320	110.1	110.5	111.5	2.2	0.9	0.0	0.0	0.7
Services less trade, transportation, and warehousing for nonmanufacturing industries.....		66.224	119.8	119.0	119.6	0.8	0.5	-0.1	0.3	0.1
Construction										
Construction for intermediate demand.....		100.000	119.8	120.0	121.0	2.6	0.8	0.1	0.0	0.8
Special groupings										
Processed materials less foods and feeds.....	00/82	91.293	197.7	196.4	196.1	-1.3	-0.2	-0.1	0.1	-0.2
Processed foods and feeds.....	00/82	8.707	193.3	194.6	194.1	2.4	-0.3	1.4	-0.1	-0.1
Processed energy goods.....	00/82	18.465	179.6	176.6	173.0	0.3	-2.0	0.8	0.8	-2.1
Processed materials less energy.....	00/82	81.535	199.2	198.7	199.2	-1.3	0.3	-0.1	-0.2	0.2
Processed materials less foods and energy.....	00/82	72.828	199.6	198.8	199.4	-1.7	0.3	-0.3	-0.2	0.3
Intermediate distributive services ⁵	04/10	30.234	126.1	126.3	126.6	3.4	0.2	0.0	0.5	0.0
Processed goods plus intermediate distributive services.....	04/10	-	112.4	112.0	111.9	0.3	-0.1	0.0	0.2	-0.1
Unprocessed materials less agricultural products.....	00/82	58.085	185.9	194.2	191.0	-8.4	-1.6	7.5	1.5	-1.9

See footnotes at end of table.

Table 2. Producer price indexes and percent changes for intermediate demand by commodity type¹ — Continued
 [Nov. 2009=100, unless otherwise indicated]

Grouping	Other index base	Relative Importance Dec. 2019 ²	Unadjusted index			Unadjusted percent change to Jan. 2020 from:		Seasonally adjusted percent change from:		
			Sept. 2019 ³	Dec. 2019 ³	Jan. 2020 ³	Jan. 2019	Dec. 2019	Oct. to Nov.	Nov. to Dec.	Dec. to Jan.
Unprocessed energy materials ⁶	00/82	38.908	137.2	145.4	137.4	-13.0	-5.5	10.9	0.4	-5.7
Unprocessed materials less energy.....	00/82	61.092	195.8	206.4	213.8	3.2	3.6	-0.1	2.3	2.5
Unprocessed nonfood materials less energy ⁷	00/82	22.073	314.2	321.1	340.2	2.0	5.9	0.2	3.1	5.6

¹ Further information about the Final Demand-Intermediate Demand Aggregation system is available online at <https://www.bls.gov/ppi/fdidaggregation.htm>

² Comprehensive relative importance figures are initially computed after the publication of December indexes and are recalculated after final December indexes are available. Individual items and subtotals may not add exactly to totals because of rounding differences.

³ The indexes for September 2019 have been recalculated to incorporate late reports and corrections by respondents. All indexes are subject to revision 4 months after original publication.

⁴ Trade indexes measure changes in margins received by wholesalers and retailers.

⁵ Includes intermediate trade, transportation, and warehousing services.

⁶ Includes crude petroleum.

⁷ Excludes crude petroleum.

"-" Data not available.

Table 3. Producer price indexes and percent changes for intermediate demand by production flow¹
 [Nov. 2009=100, unless otherwise indicated]

Grouping	Other index base	Relative Importance Dec. 2019 ²	Unadjusted index			Unadjusted percent change to Jan. 2020 from:		Seasonally adjusted percent change from:		
			Sept. 2019 ³	Dec. 2019 ³	Jan. 2020 ³	Jan. 2019	Dec. 2019	Oct. to Nov.	Nov. to Dec.	Dec. to Jan.
Stage 4										
Stage 4 intermediate demand.....		100.000	119.4	119.3	119.5	1.5	0.2	0.1	0.3	-0.1
Inputs to stage 4 goods producers.....		30.504	115.3	115.8	115.7	1.0	-0.1	0.0	0.3	-0.2
Goods.....		22.517	112.2	112.2	112.3	-0.4	0.1	-0.1	0.1	0.0
Foods.....		2.644	110.6	114.2	114.0	1.5	-0.2	-0.1	0.5	-0.1
Energy.....		1.073	116.9	111.4	109.3	-3.4	-1.9	0.3	0.6	-3.2
Goods excluding foods and energy.....		18.800	111.9	111.7	112.0	-0.6	0.3	-0.1	-0.1	0.2
Services.....		7.987	125.5	127.6	126.7	5.1	-0.7	0.4	1.2	-0.8
Trade services.....		6.408	129.9	132.1	130.8	5.8	-1.0	0.5	1.3	-1.0
Transportation and warehousing services.....		0.239	121.3	126.4	124.2	0.7	-1.7	-0.3	3.1	-2.1
Transportation of passengers.....		0.090	114.9	126.5	120.2	0.0	-5.0	-2.2	7.7	-5.8
Transportation and warehousing of goods.....		0.149	124.6	125.8	126.1	1.1	0.2	0.6	0.6	0.2
Services less trade, transportation, and warehousing.....		1.340	111.1	111.8	113.1	3.0	1.2	-0.1	0.0	0.6
Inputs to stage 4 services producers.....		50.208	121.7	121.2	121.6	1.8	0.3	0.1	0.2	-0.1
Goods.....		13.237	117.4	116.5	116.5	1.6	0.0	0.3	0.2	-0.3
Foods.....		2.864	121.7	122.4	121.6	4.3	-0.7	1.0	0.3	-0.6
Energy.....		2.226	112.1	106.8	105.9	1.6	-0.8	0.9	1.0	-1.5
Goods excluding foods and energy.....		8.147	120.0	119.9	120.4	0.6	0.4	-0.1	0.0	0.2
Services.....		36.821	123.1	122.7	123.4	2.0	0.6	0.1	0.2	0.0
Trade services.....		4.260	123.7	123.3	123.4	4.6	0.1	0.1	-0.5	0.0
Transportation and warehousing services.....		2.340	123.9	126.3	125.5	1.6	-0.6	0.1	1.6	-1.2
Transportation of passengers.....		0.382	114.8	126.3	120.0	-0.1	-5.0	-2.2	7.7	-5.8
Transportation and warehousing of goods.....		1.958	125.8	126.4	126.6	1.9	0.2	0.5	0.5	-0.2
Services less trade, transportation, and warehousing.....		30.221	122.6	121.9	122.8	1.7	0.7	0.1	0.2	0.1
Construction.....		0.150	119.8	120.0	121.0	2.6	0.8	0.1	0.0	0.8
Inputs to stage 4 construction producers.....		19.286	119.8	119.9	120.1	1.7	0.2	0.0	0.6	0.2
Goods.....		13.230	119.6	120.0	119.8	1.5	-0.2	0.1	0.7	-0.1
Energy.....		1.673	93.7	96.8	92.1	9.8	-4.9	1.9	4.5	-3.3
Goods excluding foods and energy.....		11.557	124.2	124.1	124.7	0.5	0.5	-0.2	0.2	0.4
Services.....		6.056	120.1	119.7	120.5	2.0	0.7	-0.2	0.5	0.8
Trade services.....		3.229	121.9	121.1	122.2	3.3	0.9	-0.2	0.7	1.2
Transportation and warehousing services.....		0.836	123.7	125.3	125.2	0.9	-0.1	0.5	0.8	-0.1
Transportation of passengers.....		0.043	116.0	126.4	120.9	0.2	-4.4	-1.8	6.6	-5.1
Transportation and warehousing of goods.....		0.793	124.1	125.2	125.4	0.9	0.2	0.6	0.6	0.2
Services less trade, transportation, and warehousing.....		1.991	117.7	117.0	117.8	0.5	0.7	-0.2	-0.2	0.7
Stage 3										
Stage 3 intermediate demand.....		100.000	116.4	116.6	117.1	0.9	0.4	-0.1	0.6	-0.1
Inputs to stage 3 goods producers.....		47.784	117.3	118.1	118.8	-0.6	0.6	-0.3	0.7	0.1
Goods.....		37.704	113.6	114.8	115.4	-1.7	0.5	-0.2	0.9	-0.1
Foods.....		11.336	119.4	126.4	127.9	3.0	1.2	0.6	3.3	-0.6
Energy.....		1.900	103.6	97.8	97.7	-2.3	-0.1	-0.2	-1.0	0.1
Goods excluding foods and energy.....		24.468	114.1	113.4	113.8	-3.7	0.4	-0.5	-0.1	0.2
Services.....		10.014	124.3	124.0	124.5	3.6	0.4	-0.6	0.1	0.4
Trade services.....		8.229	124.7	124.3	124.7	4.1	0.3	-0.7	0.1	0.3
Transportation and warehousing services.....		0.636	125.4	126.3	127.0	2.1	0.6	0.0	0.5	0.6
Transportation of passengers.....		0.033	117.2	127.3	122.0	0.4	-4.2	-1.6	6.2	-4.7
Transportation and warehousing of goods.....		0.603	125.8	126.2	127.2	2.2	0.8	0.1	0.2	0.8
Services less trade, transportation, and warehousing.....		1.149	113.5	113.2	114.4	1.2	1.1	0.3	0.0	1.0
Construction.....		0.066	119.8	120.0	121.0	2.6	0.8	0.1	0.0	0.8
Inputs to stage 3 services producers.....		50.107	116.5	115.9	116.4	2.5	0.4	0.1	0.4	-0.2
Goods.....		10.569	99.2	98.9	99.4	8.4	0.5	0.5	1.1	-0.1
Foods.....		0.003	135.5	138.2	135.5	8.1	-2.0	2.2	0.2	-1.2
Energy.....		7.214	93.6	93.3	94.0	12.8	0.8	0.6	1.6	-0.1
Goods excluding foods and energy.....		3.352	110.2	110.1	110.2	0.3	0.1	-0.1	0.1	0.0
Services.....		38.457	121.4	120.7	121.2	0.9	0.4	0.0	0.2	-0.2
Trade services.....		3.479	139.3	141.0	140.9	3.6	-0.1	0.7	0.6	-0.1
Transportation and warehousing services.....		8.528	135.4	135.6	136.1	2.7	0.4	0.2	0.7	-0.8
Transportation of passengers.....		0.036	116.2	126.7	121.1	0.2	-4.4	-1.8	6.7	-5.1
Transportation and warehousing of goods.....		8.492	135.7	135.8	136.3	2.7	0.4	0.2	0.7	-0.7
Services less trade, transportation, and warehousing.....		26.450	117.6	116.4	117.0	0.1	0.5	-0.2	0.1	0.0
Construction.....		1.081	119.8	120.0	121.0	2.6	0.8	0.1	0.0	0.8
Inputs to stage 3 construction producers.....		2.110	110.1	113.6	109.7	4.3	-3.4	1.2	2.9	-2.3
Goods.....		1.672	102.0	106.3	101.4	4.6	-4.6	1.6	3.4	-3.2
Energy.....		1.033	88.1	94.2	87.0	7.9	-7.6	2.6	5.5	-5.2
Goods excluding foods and energy.....		0.639	126.1	126.1	126.6	0.0	0.4	0.0	0.1	0.3
Services.....		0.438	127.5	126.9	127.9	2.8	0.8	-0.2	0.7	1.1
Trade services.....		0.397	129.9	129.1	130.1	3.1	0.8	-0.2	0.7	1.2
Transportation and warehousing services.....		0.002	114.9	126.5	120.2	0.0	-5.0	-2.2	7.7	-5.8

See footnotes at end of table.

Table 3. Producer price indexes and percent changes for intermediate demand by production flow¹ — Continued
 [Nov. 2009=100, unless otherwise indicated]

Grouping	Other index base	Relative Importance Dec. 2019 ²	Unadjusted index			Unadjusted percent change to Jan. 2020 from:		Seasonally adjusted percent change from:		
			Sept. 2019 ³	Dec. 2019 ³	Jan. 2020 ³	Jan. 2019	Dec. 2019	Oct. to Nov.	Nov. to Dec.	Dec. to Jan.
Transportation of passengers.....		0.002	114.9	126.5	120.2	0.0	-5.0	-2.2	7.7	-5.8
Services less trade, transportation, and warehousing.....		0.039	106.9	106.8	107.8	0.2	0.9	0.2	0.2	0.9
Stage 2										
Stage 2 intermediate demand.....		100.000	105.2	105.9	105.5	-1.8	-0.4	1.3	0.3	-0.6
Inputs to stage 2 goods producers.....		43.280	92.3	93.7	92.3	-6.4	-1.5	3.2	-0.2	-1.5
Goods.....		36.433	86.8	88.2	86.7	-7.8	-1.7	3.7	-0.3	-1.8
Foods.....		3.774	108.7	112.4	115.7	5.9	2.9	-0.9	-1.1	3.1
Energy.....		13.957	60.6	64.1	60.4	-14.2	-5.8	11.5	0.0	-5.8
Goods excluding foods and energy.....		18.702	112.2	110.6	111.0	-5.2	0.4	-0.4	-0.4	0.4
Services.....		6.372	122.6	123.3	123.2	1.8	-0.1	0.0	0.7	-0.4
Trade services.....		0.441	127.1	126.5	127.4	2.7	0.7	-0.7	-0.3	0.6
Transportation and warehousing services.....		3.655	143.1	144.5	143.6	1.8	-0.6	0.0	1.0	-0.8
Transportation of passengers.....		0.288	115.8	126.8	120.9	0.2	-4.7	-2.0	7.1	-5.4
Transportation and warehousing of goods.....		3.367	144.1	144.6	144.1	1.8	-0.3	0.2	0.6	-0.3
Services less trade, transportation, and warehousing.....		2.276	108.7	108.8	109.4	1.6	0.6	0.1	0.3	-0.1
Construction.....		0.475	119.8	120.0	121.0	2.6	0.8	0.1	0.0	0.8
Inputs to stage 2 services producers.....		56.721	117.9	118.0	118.5	2.0	0.4	0.0	0.6	0.1
Goods.....		4.821	111.6	111.7	111.7	1.1	0.0	0.1	0.2	0.0
Foods.....		0.067	87.6	92.0	96.8	8.5	5.2	-2.6	-2.2	4.6
Energy.....		0.420	107.0	109.8	104.9	5.2	-4.5	1.5	3.5	-3.6
Goods excluding foods and energy.....		4.334	112.2	112.0	112.5	0.6	0.4	-0.1	-0.1	0.3
Services.....		50.392	118.5	118.6	119.1	2.1	0.4	0.0	0.7	0.0
Trade services.....		1.081	126.0	123.3	125.1	1.9	1.5	-1.0	0.2	1.9
Transportation and warehousing services.....		6.664	124.2	126.3	126.3	2.5	0.0	-0.1	1.6	-1.2
Transportation of passengers.....		1.060	115.2	126.5	120.4	0.1	-4.8	-2.2	7.5	-5.7
Transportation and warehousing of goods.....		5.604	126.3	126.7	127.8	3.0	0.9	0.3	0.6	-0.4
Services less trade, transportation, and warehousing.....		42.647	118.1	118.0	118.6	2.0	0.5	0.0	0.6	0.2
Construction.....		1.508	119.8	120.0	121.0	2.6	0.8	0.1	0.0	0.8
Stage 1										
Stage 1 intermediate demand.....		100.000	113.7	113.5	114.0	-0.8	0.4	0.1	0.6	0.3
Inputs to stage 1 goods producers.....		45.176	106.6	106.8	108.2	-2.3	1.3	0.0	0.6	1.4
Goods.....		34.471	101.5	102.1	103.6	-3.9	1.5	0.3	0.8	1.6
Foods.....		2.715	106.5	109.7	113.0	4.8	3.0	-1.1	-1.3	3.2
Energy.....		6.209	96.4	98.1	94.2	-4.5	-4.0	2.7	1.4	-3.8
Goods excluding foods and energy.....		25.547	103.8	103.9	106.6	-4.7	2.6	-0.2	1.0	2.7
Services.....		10.699	124.0	123.0	123.8	2.8	0.7	-0.6	-0.2	0.7
Trade services.....		7.761	129.0	126.9	128.1	3.7	0.9	-0.8	-0.7	1.0
Transportation and warehousing services.....		1.330	124.9	128.5	127.8	2.1	-0.5	0.7	1.7	-0.7
Transportation of passengers.....		0.240	114.9	126.4	120.2	0.0	-4.9	-2.2	7.6	-5.8
Transportation and warehousing of goods.....		1.090	126.5	128.3	128.9	2.5	0.5	1.3	0.5	0.5
Services less trade, transportation, and warehousing.....		1.608	103.0	103.0	103.3	-0.5	0.3	-0.4	-0.1	0.3
Construction.....		0.006	119.8	120.0	121.0	2.6	0.8	0.1	0.0	0.8
Inputs to stage 1 services producers.....		47.728	120.3	119.6	119.1	0.5	-0.4	0.0	0.8	-0.7
Goods.....		15.438	109.8	110.7	108.3	1.8	-2.2	1.0	1.6	-1.8
Foods.....		0.093	90.4	100.9	94.9	-3.8	-5.9	11.0	0.3	-5.9
Energy.....		7.895	105.4	107.2	102.5	4.0	-4.4	1.8	3.2	-3.6
Goods excluding foods and energy.....		7.450	117.2	117.1	117.3	-0.3	0.2	-0.1	0.1	0.1
Services.....		32.285	125.3	123.8	124.3	-0.1	0.4	-0.4	0.4	-0.3
Trade services.....		4.552	125.7	126.9	127.0	3.9	0.1	0.5	0.5	0.0
Transportation and warehousing services.....		2.691	126.3	134.3	129.6	0.5	-3.5	-1.3	5.1	-4.2
Transportation of passengers.....		1.708	114.8	126.4	120.1	0.0	-5.0	-2.2	7.7	-5.9
Transportation and warehousing of goods.....		0.983	135.0	135.8	134.4	1.6	-1.0	0.1	1.0	-1.4
Services less trade, transportation, and warehousing.....		25.042	125.3	122.3	123.4	-0.9	0.9	-0.4	-0.2	0.1
Construction.....		0.005	119.8	120.0	121.0	2.6	0.8	0.1	0.0	0.8
Inputs to stage 1 construction producers.....		7.097	120.8	120.5	121.2	1.8	0.6	-0.2	0.4	0.7
Goods.....		4.733	119.3	119.1	119.7	1.4	0.5	0.0	0.4	0.4
Energy.....		0.496	95.0	93.9	92.6	9.6	-1.4	1.2	2.7	-0.6
Goods excluding foods and energy.....		4.237	124.1	123.9	124.8	0.6	0.7	-0.2	0.2	0.6
Services.....		2.364	123.7	123.1	124.2	2.6	0.9	-0.4	0.4	1.1
Trade services.....		1.709	125.5	124.3	125.6	2.9	1.0	-0.6	0.6	1.4
Transportation and warehousing services.....		0.097	112.9	117.9	117.2	4.1	-0.6	1.5	2.3	-0.8
Transportation of passengers.....		0.025	114.9	126.5	120.2	0.0	-5.0	-2.2	7.7	-5.8
Transportation and warehousing of goods.....		0.072	113.4	116.4	117.5	5.6	0.9	2.8	0.5	0.9
Services less trade, transportation, and warehousing.....		0.558	117.8	117.9	118.8	1.3	0.8	-0.1	-0.2	0.8
Special groupings										
Total goods inputs to stage 4 intermediate demand.....	04/10	48.984	112.7	112.6	112.6	0.6	0.0	0.1	0.3	-0.1

See footnotes at end of table.

Table 3. Producer price indexes and percent changes for intermediate demand by production flow¹ — Continued

[Nov. 2009=100, unless otherwise indicated]

Grouping	Other index base	Relative Importance Dec. 2019 ²	Unadjusted index			Unadjusted percent change to Jan. 2020 from:		Seasonally adjusted percent change from:		
			Sept. 2019 ³	Dec. 2019 ³	Jan. 2020 ³	Jan. 2019	Dec. 2019	Oct. to Nov.	Nov. to Dec.	Dec. to Jan.
Total services inputs to stage 4 intermediate demand.....	04/10	50.864	122.6	122.5	122.9	2.4	0.3	0.0	0.5	0.0
Total construction inputs to stage 4 intermediate demand.....	04/10	0.150	118.9	119.0	120.0	2.6	0.8	0.1	0.0	0.8
Total foods inputs to stage 4 intermediate demand.....	04/10	5.508	113.2	115.2	114.7	2.9	-0.4	0.5	0.3	-0.3
Total energy goods inputs to stage 4 intermediate demand.....	04/10	4.972	100.4	98.3	96.0	3.0	-2.3	1.1	2.0	-2.5
Total goods less foods and energy inputs to stage 4 intermediate demand. ...	04/10	38.504	115.3	115.2	115.6	0.0	0.3	-0.1	0.0	0.3
Total goods inputs to stage 3 intermediate demand.....	04/10	49.945	104.2	105.1	105.5	0.6	0.4	0.0	0.9	-0.1
Total services inputs to stage 3 intermediate demand.....	04/10	48.909	120.6	120.0	120.5	1.4	0.4	-0.2	0.2	-0.1
Total construction inputs to stage 3 intermediate demand.....	04/10	1.147	118.9	119.0	120.0	2.6	0.8	0.1	0.0	0.8
Total foods inputs to stage 3 intermediate demand.....	04/10	11.339	106.3	112.6	113.9	3.0	1.2	0.6	3.2	-0.6
Total energy goods inputs to stage 3 intermediate demand.....	04/10	10.147	91.1	90.4	90.2	9.1	-0.2	0.7	1.5	-0.6
Total goods less foods and energy inputs to stage 3 intermediate demand. ...	04/10	28.459	108.8	108.2	108.5	-3.2	0.3	-0.4	-0.2	0.3
Total goods inputs to stage 2 intermediate demand.....	04/10	41.254	85.0	86.3	84.9	-6.9	-1.6	3.2	-0.2	-1.5
Total services inputs to stage 2 intermediate demand.....	04/10	56.764	119.7	119.9	120.3	2.0	0.3	0.0	0.7	-0.1
Total construction inputs to stage 2 intermediate demand.....	04/10	1.983	118.9	119.0	120.0	2.6	0.8	0.1	0.0	0.8
Total foods inputs to stage 2 intermediate demand.....	04/10	3.841	109.1	112.8	116.2	5.9	3.0	-0.9	-1.1	3.2
Total energy goods inputs to stage 2 intermediate demand.....	04/10	14.377	59.9	63.3	59.6	-13.9	-5.8	11.1	0.2	-5.8
Total goods less foods and energy inputs to stage 2 intermediate demand. ...	04/10	23.036	105.8	104.5	104.9	-4.1	0.4	-0.3	-0.4	0.3
Total goods inputs to stage 1 intermediate demand.....	04/10	54.642	94.4	94.9	95.3	-2.0	0.4	0.4	1.1	0.5
Total services inputs to stage 1 intermediate demand.....	04/10	45.348	124.0	122.6	123.2	0.7	0.5	-0.4	0.2	0.1
Total construction inputs to stage 1 intermediate demand.....	04/10	0.011	118.9	119.0	120.0	2.6	0.8	0.1	0.0	0.8
Total foods inputs to stage 1 intermediate demand.....	04/10	2.808	100.0	103.3	106.0	4.5	2.6	-0.7	-1.2	3.0
Total energy goods inputs to stage 1 intermediate demand.....	04/10	14.600	96.8	98.4	94.3	0.3	-4.2	2.1	2.5	-3.5
Total goods less foods and energy inputs to stage 1 intermediate demand. ...	04/10	37.234	91.7	91.7	93.4	-3.3	1.9	-0.2	0.7	2.0

¹ Further information about the Final Demand-Intermediate Demand Aggregation system is available online at <https://www.bls.gov/ppi/fdidaggregation.htm>

² Comprehensive relative importance figures are initially computed after the publication of December indexes and are recalculated after final December indexes are available. Individual items and subtotals may not add exactly to totals because of rounding differences.

³ The indexes for September 2019 have been recalculated to incorporate late reports and corrections by respondents. All indexes are subject to revision 4 months after original publication.

"-" Data not available.

Table 4. Producer price indexes and percent changes for selected commodity groupings by final demand category¹
 [1982=100, unless otherwise indicated]

Grouping	Commodity code	Other index base	Unadjusted index			Unadjusted percent change to Jan. 2020 from:		Seasonally adjusted percent change from:		
			Sept. 2019 ²	Dec. 2019 ²	Jan. 2020 ²	Jan. 2019	Dec. 2019	Oct. to Nov.	Nov. to Dec.	Dec. to Jan.
Final demand.....		11/09	118.3	118.3	119.1	2.1	0.7	-0.1	0.2	0.5
Final demand goods.....		11/09	115.2	115.6	116.0	1.8	0.3	0.3	0.3	0.1
Final demand foods.....		11/09	118.3	120.5	120.8	2.7	0.2	1.2	-0.3	0.2
Fresh fruits and melons ³	01-11		129.7	153.6	136.0	-9.3	-11.5	3.4	10.2	-11.5
Fresh and dry vegetables ³	01-13		196.9	250.1	306.1	21.4	22.4	6.3	-7.1	22.4
Grains.....	01-2		142.1	149.9	158.6	10.0	5.8	-3.0	-2.6	5.2
Eggs for fresh use ³	01-71-07	12/91	122.4	153.6	99.5	-22.1	-35.2	76.6	-10.4	-35.2
Oilseeds.....	01-83-01		156.8	166.4	174.1	10.7	4.6	-1.3	-1.7	6.1
Bakery products ³	02-11		292.1	292.9	293.1	0.8	0.1	0.1	0.0	0.1
Milled rice ³	02-22-03		206.5	208.5	211.1	2.9	1.2	0.4	0.1	1.2
Pasta products.....	02-14-02	06/85	202.0	203.5	204.5	2.5	0.5	1.6	0.0	0.7
Beef and veal.....	02-21-01		207.1	200.9	195.6	-3.3	-2.6	5.3	-6.9	-2.4
Pork.....	02-21-04		149.4	156.9	155.1	14.9	-1.1	4.2	4.8	-2.3
Processed young chickens.....	02-22-03		161.4	158.5	162.1	1.6	2.3	0.4	2.8	0.3
Processed turkeys.....	02-22-06		151.2	150.8	149.6	6.6	-0.8	-0.1	-0.2	0.8
Finfish and shellfish ³	02-23		350.5	353.8	362.1	2.3	2.3	-7.5	3.8	2.3
Dairy products.....	02-3		205.1	207.3	204.8	6.3	-1.2	1.6	0.5	-0.4
Processed fruits and vegetables ³	02-4		209.5	207.7	208.9	-0.4	0.6	-0.3	-0.2	0.6
Confectionery end products ³	02-55		284.7	287.4	284.0	1.1	-1.2	0.5	0.5	-1.2
Soft drinks ³	02-62		213.5	215.4	218.3	3.5	1.3	0.5	-0.1	1.3
Roasted coffee ³	02-63-01		195.2	194.1	193.6	-0.2	-0.3	-0.5	-0.1	-0.3
Shortening and cooking oils ³	02-78		237.4	238.5	238.0	-3.2	-0.2	1.4	0.1	-0.2
Frozen specialty food ³	02-85		184.4	185.0	183.3	-2.0	-0.9	-0.8	0.1	-0.9
Final demand energy.....		11/09	105.1	103.5	103.4	6.2	-0.1	0.3	1.5	-0.7
Liquefied petroleum gas ³	05-32		113.6	105.7	97.1	-32.5	-8.1	8.0	-4.3	-8.1
Residential electric power.....	05-41	12/90	187.3	179.6	180.0	1.0	0.2	-0.5	0.4	-0.8
Residential natural gas.....	05-51	12/90	197.7	201.2	204.3	-1.0	1.5	0.2	-1.4	1.6
Gasoline.....	05-71		180.0	179.8	179.4	23.1	-0.2	1.5	4.2	-1.5
Home heating oil and distillates.....	05-73-02		180.6	186.2	187.0	12.0	0.4	-1.1	8.1	1.3
No. 2 diesel fuel.....	05-73-03		218.4	234.5	215.6	7.2	-8.1	2.7	5.6	-5.5
Final demand goods less foods and energy.....		11/09	117.3	117.8	118.4	0.7	0.5	0.1	0.2	0.3
Alcoholic beverages ³	02-61		199.2	200.6	202.5	1.1	0.9	0.1	0.4	0.9
Pet food ³	02-94-02		271.2	272.9	273.0	1.2	0.0	-0.6	0.0	0.0
Women's, girls', and infants' apparel ³	03-81-06	12/03	108.8	108.8	108.8	-0.5	0.0	0.0	0.1	0.0
Men's and boys' apparel ³	03-81-07	12/03	118.1	118.2	118.4	1.9	0.2	0.0	0.0	0.2
Textile housefurnishings ³	03-82		168.8	168.8	171.8	2.1	1.8	0.2	0.0	1.8
Footwear.....	04-3		210.0	210.4	209.5	2.4	-0.4	0.1	0.3	-0.5
Industrial chemicals.....	06-1		242.5	242.9	245.8	-5.4	1.2	-1.6	-0.8	1.7
Pharmaceutical preparations.....	06-38	06/01	268.4	268.1	273.8	2.2	2.1	0.1	0.0	-0.1
Soaps and detergents ³	06-71		182.6	183.3	183.2	1.0	-0.1	0.1	0.3	-0.1
Cleaning and polishing products ³	06-72	06/83	202.4	203.1	203.5	3.7	0.2	0.0	2.0	0.2
Cosmetics and other toiletries ³	06-75		167.7	167.9	168.0	1.1	0.1	0.0	0.0	0.1
Tires ³	07-12-01		148.7	148.8	148.2	-0.8	-0.4	1.1	-0.9	-0.4
Consumer, institutional, and commercial products, n.e.c. ³	07-2B	12/06	137.8	137.5	138.3	-1.3	0.6	0.1	-0.4	0.6
Sanitary paper products ³	09-15-01		183.0	184.3	184.8	1.8	0.3	-0.2	0.5	0.3
Iron and steel scrap ³	10-12		365.4	372.3	424.0	-11.1	13.9	8.2	11.3	13.9
Agricultural machinery and equipment.....	11-1		237.4	241.2	242.1	2.5	0.4	-0.2	1.1	0.5
Construction machinery and equipment.....	11-2		233.7	233.9	235.9	2.1	0.9	0.2	0.3	0.6
Metal cutting machine tools ³	11-37		204.0	205.0	205.4	1.4	0.2	0.0	0.0	0.2
Metal forming machine tools.....	11-38		237.6	237.6	241.9	3.0	1.8	-0.1	-0.1	1.1
Tools, dies, jigs, fixtures, and industrial molds ³	11-39		156.4	156.0	154.3	-1.1	-1.1	-0.3	0.1	-1.1
Pumps, compressors, and equipment.....	11-41		267.0	267.8	270.3	2.0	0.9	0.0	0.1	0.8
Industrial material handling equipment.....	11-44		225.9	226.3	227.3	1.2	0.4	0.3	0.1	0.3
Electronic computers and computer equipment ³	11-5	12/98	25.3	26.1	25.6	-4.8	-1.9	0.0	0.4	-1.9
Textile machinery and equipment ³	11-62		172.2	172.2	172.2	0.1	0.0	0.0	0.0	0.0
Paper industries machinery ³	11-64	06/82	228.3	228.4	228.8	0.9	0.2	0.0	0.0	0.2
Printing trades machinery and equipment ³	11-65		164.2	165.6	164.8	-0.1	-0.5	0.1	0.2	-0.5
Transformers and power regulators ³	11-74		232.7	236.5	237.1	3.1	0.3	1.2	-0.5	0.3
Communication and related equipment.....	11-76	12/85	116.6	116.7	119.8	3.5	2.7	0.1	0.2	1.3
Electronic components and accessories.....	11-78		65.7	65.7	65.6	0.9	-0.2	-0.2	0.3	-0.2
X-ray and electromedical equipment ³	11-79-05		86.5	86.4	86.8	0.3	0.5	-0.1	0.1	0.5
Oil field and gas field machinery ³	11-91		220.3	218.3	217.3	-0.3	-0.5	0.0	0.0	-0.5
Mining machinery and equipment ³	11-92		299.6	303.4	305.3	3.7	0.6	1.1	0.2	0.6
Office and store machines and equipment ³	11-93		122.1	122.1	122.3	0.9	0.2	0.0	0.0	0.2
Household furniture ³	12-1		220.4	222.6	223.5	2.2	0.4	0.3	0.4	0.4
Commercial furniture ³	12-2		235.0	236.6	236.5	2.2	0.0	0.2	0.5	0.0
Floor coverings ³	12-3		197.4	197.5	197.2	-0.7	-0.2	-0.5	0.1	-0.2

See footnotes at end of table.

Table 4. Producer price indexes and percent changes for selected commodity groupings by final demand category¹ — Continued
 [1982=100, unless otherwise indicated]

Grouping	Commodity code	Other index base	Unadjusted index			Unadjusted percent change to Jan. 2020 from:		Seasonally adjusted percent change from:		
			Sept. 2019 ²	Dec. 2019 ²	Jan. 2020 ²	Jan. 2019	Dec. 2019	Oct. to Nov.	Nov. to Dec.	Dec. to Jan.
Household appliances ³	12-4		124.4	123.7	122.2	-0.4	-1.2	0.0	0.1	-1.2
Home electronic equipment ³	12-5		52.5	52.6	52.9	2.7	0.6	0.0	0.0	0.6
Lawn and garden equipment excl. garden tractors ³	12-66		149.3	150.7	150.9	1.0	0.1	-0.1	0.5	0.1
Passenger cars.....	14-11-01		134.2	135.5	134.0	-0.9	-1.1	0.1	0.0	-1.0
Light motor trucks.....	14-11-05		174.4	180.3	178.8	-0.7	-0.8	0.3	0.2	-0.2
Heavy motor trucks.....	14-11-06		232.8	232.8	232.8	0.4	0.0	0.0	0.0	-0.4
Motor vehicles parts ³	14-12		127.0	126.8	126.9	-0.2	0.1	0.1	-0.1	0.1
Truck trailers ³	14-14		227.0	227.0	226.4	1.7	-0.3	-0.1	-0.1	-0.3
Travel trailers and campers.....	14-16	06/84	217.3	218.0	219.8	3.0	0.8	0.2	0.1	0.7
Aircraft.....	14-21		307.7	308.0	308.6	1.1	0.2	0.1	0.0	0.1
Ships ³	14-31	12/85	229.6	229.8	230.3	2.4	0.2	0.0	0.1	0.2
Railroad equipment ³	14-4		203.7	203.9	204.3	1.1	0.2	0.1	0.0	0.2
Toys, games, and children's vehicles ³	15-11		158.2	158.6	158.6	0.3	0.0	0.0	0.2	0.0
Sporting and athletic goods.....	15-12		143.9	146.8	145.3	4.3	-1.0	0.1	1.7	-1.4
Cigarettes ³	15-21		1,125.6	1,148.8	1,148.8	6.4	0.0	2.1	0.0	0.0
Mobile homes ³	15-5		323.8	326.1	325.9	9.4	-0.1	-0.4	0.8	-0.1
Medical, surgical & personal aid devices.....	15-6		183.4	183.5	184.3	1.2	0.4	-0.2	-0.1	0.2
Jewelry, platinum and karat gold ³	15-94-02		237.6	233.1	238.2	4.2	2.2	-1.4	0.6	2.2
Costume jewelry and novelties ³	15-94-04		196.7	202.9	201.7	6.7	-0.6	-1.5	0.0	-0.6
Final demand services.....		11/09	119.4	119.1	120.1	2.0	0.8	-0.3	0.0	0.7
Final demand trade services ⁴		11/09	120.0	119.1	120.5	2.0	1.2	-0.6	-0.3	1.2
Machinery and equipment parts and supplies wholesaling ³	57-11-02	03/09	131.1	136.5	133.1	8.0	-2.5	2.2	2.8	-2.5
Machinery and vehicle wholesaling ³	57-11-03	05/19	94.5	95.8	97.8	-	2.1	-1.2	1.9	2.1
Professional and commercial equipment wholesaling ³	57-11-04	05/19	95.0	95.4	91.8	-	-3.8	-2.4	-2.0	-3.8
Furnishings wholesaling ³	57-2	03/09	104.1	101.4	100.9	7.1	-0.5	1.6	-3.8	-0.5
Chemicals and allied products wholesaling ³	57-5	03/09	115.9	110.4	112.2	5.7	1.6	0.2	-4.2	1.6
Paper and plastics products wholesaling ³	57-6	03/09	138.5	138.9	140.2	3.6	0.9	-1.6	0.2	0.9
Apparel wholesaling ³	57-7	03/09	122.1	122.9	121.0	2.4	-1.5	2.3	-1.5	-1.5
Food and alcohol wholesaling ³	57-8	06/09	115.2	113.5	114.9	-0.6	1.2	-4.0	-0.6	1.2
Food and alcohol retailing.....	58-1	03/09	135.3	134.2	135.6	1.2	1.0	-0.1	0.1	-0.3
Health, beauty, and optical goods retailing ³	58-2	03/09	124.4	125.6	129.6	5.5	3.2	-0.7	1.5	3.2
Apparel, jewelry, footwear, and accessories retailing.....	58-3	06/09	115.5	107.0	114.8	6.6	7.3	-1.1	-3.4	10.3
Computer hardware, software, and supplies retailing ³	58-4	03/09	94.0	92.6	89.8	-3.9	-3.0	-0.2	-2.0	-3.0
TV, video, and photographic equipment and supplies retailing ³	58-5	03/09	58.0	53.5	54.8	-2.7	2.4	-8.2	2.3	2.4
Automobiles retailing (Partial).....	58-61-01	03/09	78.9	77.1	75.0	-1.8	-2.7	2.9	-2.4	-2.9
Automotive parts, including tires, retailing ³	58-61-02	03/09	113.6	115.8	114.0	3.2	-1.6	0.8	0.3	-1.6
RVs, trailers, and campers retailing ³	58-8	03/09	106.3	106.4	106.0	-0.7	-0.4	0.1	0.0	-0.4
Sporting goods, including boats, retailing ³	58-9	03/09	115.2	109.7	114.5	2.5	4.4	-1.2	-4.3	4.4
Lawn, garden, and farm equipment and supplies retailing ³	58-A	03/09	112.4	114.0	110.4	-0.4	-3.2	-1.5	2.2	-3.2
Furniture retailing ³	58-B	03/09	107.0	103.7	106.4	1.9	2.6	1.9	-1.7	2.6
Flooring and floor coverings retailing ³	58-C	03/09	101.9	101.3	102.9	2.8	1.6	-1.1	-0.4	1.6
Hardware, building materials, and supplies retailing.....	58-D	03/09	126.2	121.7	124.0	0.8	1.9	-1.2	0.3	2.9
Major household appliances retailing.....	58-E	03/09	92.3	95.3	95.3	2.9	0.0	-2.4	1.2	0.0
Fuels and lubricants retailing ³	58-F	06/09	175.7	169.6	177.1	-3.0	4.4	-1.7	-4.3	4.4
Cleaning supplies and paper products retailing ³	58-G	03/09	149.5	149.2	146.5	2.5	-1.8	-2.3	0.7	-1.8
Book retailing ³	58-H	03/09	120.3	126.8	128.0	7.9	0.9	1.5	3.8	0.9
Final demand transportation and warehousing services.....		11/09	124.1	128.1	126.5	0.8	-1.2	-0.3	2.5	-1.6
Rail transportation of freight and mail ³	30-11	12/08	128.6	129.0	130.0	2.1	0.8	0.0	0.2	0.8
Truck transportation of freight ³	30-12	06/09	125.1	126.0	126.2	0.4	0.2	0.4	0.5	0.2
Air transportation of freight ³	30-14	12/08	110.9	113.7	113.5	1.3	-0.2	0.5	0.5	-0.2
Courier, messenger, and U.S. postal services.....	30-16	06/09	146.3	146.4	150.1	5.0	2.5	0.3	0.3	0.5
Rail transportation of passengers.....	30-21	12/08	124.8	127.6	127.6	2.5	0.0	0.5	0.0	0.2
Airline passenger services.....	30-22	12/08	112.9	124.3	118.1	0.0	-5.0	-2.1	7.6	-5.8
Final demand services less trade, transportation, and warehousing.....		11/09	118.6	118.3	119.3	2.1	0.8	-0.1	0.0	0.6
Sales of books ³	33-11		391.0	393.1	400.1	2.5	1.8	0.7	-0.1	1.8
Sales and subscriptions of periodicals and newspapers ³	33-12	06/09	125.0	126.1	128.8	7.8	2.1	0.5	-0.2	2.1
Application software publishing ³	34-2	06/09	102.7	100.9	100.8	-1.3	-0.1	-1.4	-0.2	-0.1
Advertising space sales in periodicals, newspapers, directories, and mailing lists ³	36-1	06/09	100.7	102.1	101.5	-2.5	-0.6	0.9	0.6	-0.6
Residential wired telecommunication services.....	37-11	06/09	138.5	139.9	141.0	0.4	0.8	-0.1	0.4	0.4
Wireless telecommunication services.....	37-2	06/09	65.6	65.6	65.1	0.0	-0.8	0.2	0.5	-1.2
Cable and satellite subscriber services ³	37-3	12/08	135.8	135.3	135.6	2.5	0.2	-0.1	0.1	0.2
Internet access services ³	37-4	03/09	93.3	93.3	93.4	0.4	0.1	0.5	0.0	0.1
Bundled wired telecommunications access services ³	37-5	12/11	111.4	111.0	114.9	6.1	3.5	-0.6	-0.5	3.5
Consumer loans (partial).....	39-12	06/09	115.0	109.9	113.8	-4.8	3.5	-1.7	1.1	2.1
Deposit services (partial) ³	39-2	04/09	67.6	65.7	67.3	1.8	2.4	0.3	-3.2	2.4
Other credit intermediation, incl. trust services (partial) ³	39-3	04/09	108.2	104.1	105.4	0.8	1.2	-3.8	0.1	1.2

See footnotes at end of table.

Table 4. Producer price indexes and percent changes for selected commodity groupings by final demand category¹ — Continued
 [1982=100, unless otherwise indicated]

Grouping	Commodity code	Other index base	Unadjusted index			Unadjusted percent change to Jan. 2020 from:		Seasonally adjusted percent change from:		
			Sept. 2019 ²	Dec. 2019 ²	Jan. 2020 ²	Jan. 2019	Dec. 2019	Oct. to Nov.	Nov. to Dec.	Dec. to Jan.
Securities brokerage, dealing, investment advice, and related services ³	40-1	06/09	163.9	144.0	143.3	-11.2	-0.5	-3.7	-0.2	-0.5
Portfolio management ³	40-2	12/08	220.4	225.4	230.6	15.3	2.3	1.2	1.9	2.3
Life insurance ³	41-11-01	03/09	104.3	104.4	104.5	0.6	0.1	0.1	0.0	0.1
Disability insurance, including accidental death ³	41-11-02	03/09	104.0	104.0	103.9	-0.1	-0.1	0.0	0.0	-0.1
Health and medical insurance.....	41-11-03	03/09	135.7	135.8	136.0	0.9	0.1	0.2	0.1	-0.9
Property and casualty insurance ³	41-11-04	03/09	124.8	125.2	125.2	1.8	0.0	-0.1	0.3	0.0
Annuities ³	41-2	03/09	117.1	117.4	117.3	0.4	-0.1	0.1	0.3	-0.1
Residential property sales and leases, brokerage fees and commissions.....	43-21	12/08	147.9	148.4	148.1	3.1	-0.2	0.3	0.2	0.0
Passenger car rental.....	44-1	03/09	85.5	83.3	86.4	5.0	3.7	-1.5	-0.8	5.7
Legal services.....	45-1	03/09	135.5	135.8	138.6	4.4	2.1	0.1	0.4	0.6
Tax preparation and planning.....	45-21-02	04/09	117.2	118.9	119.5	0.7	0.5	1.7	-1.7	-1.1
Architectural and engineering services ³	45-3	06/09	117.9	117.9	118.8	1.5	0.8	-0.1	-0.3	0.8
Management, scientific, and technical consulting services.....	45-4	06/09	103.8	104.3	104.8	-0.3	0.5	-0.1	0.3	-0.3
Arrangement of flights (partial) ³	47-1	06/09	107.7	106.5	108.0	5.4	1.4	2.5	0.3	1.4
Arrangement of vehicle rentals and lodging ³	47-2	12/08	84.6	86.0	77.7	-11.0	-9.7	-1.3	-2.1	-9.7
Arrangement of cruises and tours ³	47-3	12/08	121.9	101.5	100.0	-10.2	-1.5	-5.9	-3.9	-1.5
Physician care.....	51-11-01	03/09	110.1	110.1	110.2	0.9	0.1	0.1	0.0	-0.2
Medical laboratory and diagnostic imaging care ³	51-11-02	03/09	95.6	95.6	94.7	-0.5	-0.9	0.0	0.0	-0.9
Home health and hospice care ³	51-11-03	12/08	112.3	112.3	112.6	0.7	0.3	0.0	0.1	0.3
Hospital outpatient care.....	51-11-04	12/08	131.8	132.9	134.3	4.0	1.1	-0.9	0.3	0.4
Dental care.....	51-11-05	06/10	116.4	117.0	117.3	1.4	0.3	-0.2	0.2	0.0
Hospital inpatient care.....	51-21-01	12/08	129.7	130.9	132.2	3.4	1.0	0.2	-0.2	0.9
Nursing home care.....	51-21-02	12/08	126.8	127.6	128.1	2.0	0.4	0.1	0.2	0.2
Traveler accommodation services.....	53-11	06/09	123.6	114.5	120.3	4.4	5.1	0.6	-1.2	3.3
Food and beverages for immediate consumption services (partial) ³ ..	54-1	06/09	120.0	120.8	123.3	3.9	2.1	-0.3	0.9	2.1
Motor vehicle repair and maintenance (partial).....	55-2	12/08	139.0	139.0	139.7	2.4	0.5	0.2	0.1	-0.1
Membership dues and admissions and recreation facility use fees (partial).....	56-1	06/09	123.9	124.9	124.1	-0.2	-0.6	0.3	0.1	-1.3
Recreational activity instruction fees (partial) ³	56-2	12/08	120.2	120.2	120.4	1.4	0.2	0.0	0.0	0.2
Gaming receipts (partial) ³	56-3	12/08	109.1	106.5	107.6	-0.3	1.0	1.4	-5.0	1.0
Mining services ³	60-1	06/85	231.7	230.5	230.3	-2.4	-0.1	-0.5	0.1	-0.1
Final demand construction.....		11/09	128.2	128.6	129.6	3.7	0.8	0.0	0.0	0.8
New warehouse building construction ³	80-11-01	12/04	161.6	162.1	162.8	4.6	0.4	-0.2	0.0	0.4
New school building construction ³	80-11-02	12/05	171.3	171.7	173.5	4.7	1.0	-0.2	-0.1	1.0
New office building construction ³	80-11-03	06/06	143.6	144.2	145.3	3.2	0.8	0.3	0.3	0.8
New industrial building construction ³	80-11-04	06/07	136.6	137.7	138.4	4.1	0.5	0.0	0.1	0.5
New health care building construction ³	80-11-05	06/12	117.4	117.6	118.6	2.9	0.9	-0.2	-0.1	0.9

¹ Further information about the Final Demand-Intermediate Demand Aggregation system is available online at <https://www.bls.gov/ppi/fdidaggregation.htm>

² The indexes for September 2019 have been recalculated to incorporate late reports and corrections by respondents. All indexes are subject to revision 4 months after original publication.

³ Not seasonally adjusted.

⁴ Trade indexes measure changes in margins received by wholesalers and retailers.

"-" Data not available.

NOTE: The term "(partial)" denotes incomplete coverage of the index category.

Table 5. Producer price indexes and percent changes for selected commodity groupings of intermediate demand by commodity type category¹
 [1982=100, unless otherwise indicated]

Grouping	Commodity code	Other index base	Unadjusted index			Unadjusted percent change to Jan. 2020 from:		Seasonally adjusted percent change from:		
			Sept. 2019 ²	Dec. 2019 ²	Jan. 2020 ²	Jan. 2019	Dec. 2019	Oct. to Nov.	Nov. to Dec.	Dec. to Jan.
Processed goods for intermediate demand.....			197.2	196.1	195.8	-1.0	-0.2	0.1	0.1	-0.3
Processed foods and feeds.....			193.3	194.6	194.1	2.4	-0.3	1.4	-0.1	-0.1
Meats.....	02-21		185.1	184.7	182.3	4.6	-1.3	3.6	-1.5	-1.4
Processed poultry.....	02-22		153.1	150.1	150.8	0.1	0.5	1.3	1.6	-0.6
Dairy products.....	02-3		205.1	207.3	204.8	6.3	-1.2	1.6	0.5	-0.4
Processed fruits and vegetables ³	02-4		209.5	207.7	208.9	-0.4	0.6	-0.3	-0.2	0.6
Refined sugar and byproducts ³	02-53		175.0	179.2	180.4	5.1	0.7	0.6	1.1	0.7
Fats and oils ³	02-7		234.8	235.4	235.1	-3.6	-0.1	1.2	0.1	-0.1
Prepared animal feeds.....	02-9		187.2	189.1	190.7	0.4	0.8	-0.1	-0.2	0.9
Processed materials less foods and feeds.....			197.7	196.4	196.1	-1.3	-0.2	-0.1	0.1	-0.2
Synthetic fibers ³	03-1		131.9	130.8	130.0	-2.0	-0.6	-0.9	-0.1	-0.6
Processed yarns and threads ³	03-2		141.5	139.0	139.1	-2.1	0.1	-0.5	0.0	0.1
Finished fabrics ³	03-4		161.6	161.6	161.5	0.1	-0.1	-0.1	-0.2	-0.1
Liquefied petroleum gas ³	05-32		113.6	105.7	97.1	-32.5	-8.1	8.0	-4.3	-8.1
Commercial electric power.....	05-42		208.5	193.5	193.9	-0.4	0.2	0.8	0.0	-0.8
Industrial electric power.....	05-43		254.4	237.9	234.9	-4.1	-1.3	0.2	0.2	-3.6
Commercial natural gas.....	05-52	12/90	184.4	192.9	193.9	-4.7	0.5	-0.4	0.2	-2.1
Industrial natural gas.....	05-53	12/90	140.9	149.7	145.4	-13.7	-2.9	2.1	-3.7	-2.9
Natural gas to electric utilities.....	05-54	12/90	137.9	145.5	137.6	-26.8	-5.4	3.3	-6.5	-3.5
Gasoline.....	05-71		180.0	179.8	179.4	23.1	-0.2	1.5	4.2	-1.5
Jet fuel ³	05-72-03		195.7	198.5	210.3	15.0	5.9	-0.6	-2.0	5.9
No. 2 diesel fuel.....	05-73-03		218.4	234.5	215.6	7.2	-8.1	2.7	5.6	-5.5
Residual fuels ³	05-74		114.0	114.9	125.4	-12.3	9.1	-24.0	-1.4	9.1
Finished lubricants ³	05-76		437.5	438.9	440.2	2.0	0.3	-0.9	0.9	0.3
Lubricating oil base stocks ³	05-78	06/09	121.3	116.1	118.0	6.2	1.6	1.2	-7.9	1.6
Asphalt.....	05-81-02	06/85	228.0	168.5	194.7	-6.3	15.5	-0.7	-9.2	17.7
Basic inorganic chemicals ³	06-13		278.9	276.1	273.2	-2.8	-1.1	-0.8	-0.4	-1.1
Basic organic chemicals.....	06-14		237.5	238.5	242.3	-5.9	1.6	-1.8	-0.8	2.2
Prepared paint ³	06-21		300.8	301.2	303.3	3.1	0.7	0.4	0.0	0.7
Paint materials ³	06-22		265.1	267.5	261.1	0.8	-2.4	0.7	0.0	-2.4
Medicinal and botanical chemicals ³	06-31		182.0	180.8	183.6	1.2	1.5	0.0	0.0	1.5
Biological products, including diagnostics.....	06-37		277.0	276.4	279.4	2.5	1.1	0.3	0.0	0.0
Fats and oils, inedible.....	06-4		193.6	197.5	208.2	9.4	5.4	0.1	-0.3	5.9
Nitrogenates.....	06-52-01		250.1	244.6	229.7	-15.4	-6.1	-1.2	-4.0	-5.8
Phosphates.....	06-52-02		176.9	159.4	156.7	-27.8	-1.7	-2.4	-2.4	-2.8
Other agricultural chemicals ³	06-53		186.8	198.3	195.7	-6.9	-1.3	1.5	0.1	-1.3
Plastic resins and materials.....	06-6		224.2	218.0	216.6	-8.2	-0.6	-0.1	-1.3	-0.3
Industrial gases ³	06-79-03		286.8	280.4	284.1	3.0	1.3	-3.5	1.7	1.3
Adhesives and sealants ³	06-79-04	12/83	267.2	266.9	268.5	1.0	0.6	0.0	-0.2	0.6
Synthetic rubber ³	07-11-02		204.5	198.8	202.7	-3.5	2.0	-1.2	-1.6	2.0
Tires ³	07-12-01		148.7	148.8	148.2	-0.8	-0.4	1.1	-0.9	-0.4
Plastic construction products ³	07-21		229.1	228.1	229.1	-0.4	0.4	-0.2	-0.1	0.4
Unsupported plastic film, sheet, other shapes ³	07-22		221.6	219.5	218.6	-1.5	-0.4	-0.5	-0.7	-0.4
Parts for manufacturing from plastics ³	07-26		153.2	154.0	153.6	0.7	-0.3	0.6	-0.1	-0.3
Plastic packaging products ³	07-2A	12/06	115.6	115.1	114.9	-4.4	-0.2	-0.3	-0.3	-0.2
Softwood lumber.....	08-11		219.7	220.1	220.5	5.6	0.2	2.2	-0.1	-1.1
Hardwood lumber ³	08-12		208.8	202.9	202.0	-10.5	-0.4	-2.0	-0.7	-0.4
Millwork.....	08-2		263.0	264.3	264.8	1.1	0.2	0.2	0.2	0.0
Plywood ³	08-3		193.6	194.1	195.5	-7.7	0.7	-0.1	0.2	0.7
Paper ²	09-13		199.7	199.3	198.9	-0.9	-0.2	-0.3	-0.1	-0.2
Paperboard ³	09-14		262.2	261.0	260.5	-5.9	-0.2	-0.4	-0.3	-0.2
Paper boxes and containers ³	09-15-03		269.9	268.7	268.4	-0.1	-0.1	0.1	0.0	-0.1
Building paper and board ³	09-2		196.4	203.3	204.7	3.9	0.7	-1.8	5.4	0.7
Commercial printing ³	09-47	06/82	178.3	178.2	179.1	2.7	0.5	0.0	0.0	0.5
Foundry and forge shop products ³	10-15		211.4	209.8	210.4	-1.0	0.3	-0.3	-0.5	0.3
Steel mill products ³	10-17		196.9	187.1	187.7	-15.0	0.3	-1.9	-1.8	0.3
Primary nonferrous metals ³	10-22		185.3	185.0	187.3	2.5	1.2	1.5	0.4	1.2
Secondary nonferrous metals ³	10-24		237.2	238.3	245.6	5.9	3.1	2.8	-0.8	3.1
Aluminum mill shapes ³	10-25-01		194.2	191.7	192.2	-4.5	0.3	-1.4	0.7	0.3
Copper and brass mill shapes ³	10-25-02		387.0	388.7	394.2	3.3	1.4	0.7	0.6	1.4
Nonferrous wire and cable ³	10-26		244.3	244.7	244.1	-1.5	-0.2	-0.2	0.6	-0.2
Nonferrous foundry shop products.....	10-28		213.0	211.2	211.5	-1.9	0.1	0.0	0.0	-0.2
Metal containers ³	10-3		162.6	162.5	165.0	1.4	1.5	-0.3	0.0	1.5
Hardware ³	10-4		224.0	224.6	225.7	1.3	0.5	0.1	0.1	0.5
Plumbing fixtures and brass fittings.....	10-5		284.1	284.2	284.2	2.8	0.0	-1.2	1.3	-0.2
Heating equipment ³	10-6		280.4	284.6	283.3	2.5	-0.5	-0.1	1.1	-0.5
Fabricated structural metal products.....	10-7		238.2	238.0	237.1	-1.6	-0.4	-0.1	0.4	-0.5

See footnotes at end of table.

Table 5. Producer price indexes and percent changes for selected commodity groupings of intermediate demand by commodity type category¹ — Continued
 [1982=100, unless otherwise indicated]

Grouping	Commodity code	Other index base	Unadjusted index			Unadjusted percent change to Jan. 2020 from:		Seasonally adjusted percent change from:		
			Sept. 2019 ²	Dec. 2019 ²	Jan. 2020 ²	Jan. 2019	Dec. 2019	Oct. to Nov.	Nov. to Dec.	Dec. to Jan.
Bolts, nuts, screws, rivets, and washers ³	10-81	00/82	210.0	210.1	213.9	3.0	1.8	0.0	0.1	1.8
Lighting fixtures ³	10-83	00/82	186.0	186.1	187.2	3.4	0.6	-0.4	0.2	0.6
Fabricated ferrous wire products ³	10-88	06/82	254.2	251.5	251.6	-2.4	0.0	0.0	-1.1	0.0
Other miscellaneous metal products ³	10-89		167.0	166.9	166.8	-0.1	-0.1	0.1	0.1	-0.1
Fluid power equipment ³	11-43		266.0	267.3	268.8	2.0	0.6	0.2	0.4	0.6
Mechanical power transmission equipment ³	11-45		280.1	280.8	280.9	1.4	0.0	0.0	0.0	0.0
Air conditioning and refrigeration equipment.....	11-48		201.0	201.1	201.4	1.8	0.1	-0.1	0.6	-0.7
Metal valves, except fluid power.....	11-49-02	12/82	340.3	341.9	343.1	2.1	0.4	0.4	0.2	0.5
Ball and roller bearings ³	11-49-05		279.2	283.6	282.0	4.3	-0.6	0.6	0.9	-0.6
Wiring devices ³	11-71		238.5	239.3	239.4	1.7	0.0	0.0	0.3	0.0
Motors, generators, motor generator sets ³	11-73		221.3	222.8	223.6	1.3	0.4	0.0	0.7	0.4
Switchgear, switchboard, and industrial controls equip. ³	11-75		234.5	233.0	235.0	2.8	0.9	0.1	0.0	0.9
Electronic components and accessories.....	11-78		65.7	65.7	65.6	0.9	-0.2	-0.2	0.3	-0.2
Internal combustion engines ³	11-94		169.5	169.6	170.4	0.6	0.5	0.1	0.0	0.5
Machine shop products ³	11-95		195.8	195.1	195.3	0.9	0.1	0.2	-0.4	0.1
Flat glass ³	13-11		138.0	137.4	137.7	0.4	0.2	0.4	-0.3	0.2
Cement.....	13-22		258.6	258.2	258.0	0.8	-0.1	0.1	0.2	-1.6
Concrete products.....	13-3		274.3	272.6	275.6	3.3	1.1	-0.2	0.0	0.6
Asphalt felts and coatings ³	13-6		243.4	246.8	247.7	0.4	0.4	1.5	0.1	0.4
Paving mixtures and blocks ³	13-94		322.4	313.2	335.5	1.1	7.1	-1.9	-0.4	7.1
Motor vehicle parts ³	14-12		127.0	126.8	126.9	-0.2	0.1	0.1	-0.1	0.1
Aircraft engines and engine parts.....	14-23	12/85	229.7	230.3	230.8	0.8	0.2	-0.1	0.1	-0.4
Aircraft parts and auxiliary equipment, n.e.c.....	14-25	06/85	188.5	189.9	190.7	1.8	0.4	0.3	0.2	0.3
Medical, surgical, and personal aid devices.....	15-6		183.4	183.5	184.3	1.2	0.4	-0.2	-0.1	0.2
Unprocessed goods for intermediate demand.....			177.4	187.3	187.5	-3.2	0.1	4.0	1.6	-0.6
Unprocessed foodstuffs and feedstuffs.....			155.5	166.7	170.6	3.8	2.3	-0.3	2.0	0.9
Wheat ³	01-21		125.3	141.1	155.9	4.8	10.5	4.6	-0.8	10.5
Corn.....	01-22-02		145.1	151.0	158.1	12.2	4.7	-5.1	-3.3	4.0
Slaughter cattle.....	01-31		153.2	172.7	179.7	1.9	4.1	0.9	0.7	0.9
Slaughter hogs.....	01-32		76.1	74.4	74.2	2.8	-0.3	-4.4	3.2	-4.5
Slaughter chickens.....	01-41-02		200.5	228.7	248.4	-10.5	8.6	-3.5	8.2	-0.2
Slaughter turkeys.....	01-42		191.3	201.0	201.5	14.7	0.2	0.3	-0.1	10.2
Raw milk.....	01-6		147.2	147.5	145.0	14.5	-1.7	1.6	7.9	-0.1
Alfalfa hay.....	01-81		326.6	328.0	325.5	-2.3	-0.8	-0.6	-0.5	-0.8
Oilseeds.....	01-83-01		156.8	166.4	174.1	10.7	4.6	-1.3	-1.7	6.1
Raw cane sugar and byproducts ³	02-52-01		157.2	161.2	162.8	3.5	1.0	3.2	0.6	1.0
Unprocessed nonfood materials.....			184.9	193.2	190.7	-7.3	-1.3	6.9	1.4	-1.5
Raw cotton ³	01-51		90.6	99.1	107.2	-1.4	8.2	1.7	-0.4	8.2
Hides and skins.....	04-1		128.1	123.5	129.6	-8.7	4.9	-2.8	2.0	2.1
Coal.....	05-1		199.9	200.8	200.1	-0.8	-0.3	-0.3	0.9	-1.5
Natural gas ³	05-31		75.1	84.2	72.2	-43.1	-14.3	19.5	-4.6	-14.3
Crude petroleum ³	05-61		156.2	163.2	159.9	13.0	-2.0	10.2	3.4	-2.0
Logs, bolts, timber, pulpwood, and woodchips.....	08-5		238.4	237.4	235.9	-3.4	-0.6	0.0	-0.1	-0.9
Wastepaper ³	09-12		154.7	141.6	151.6	-43.4	7.1	-5.6	-3.0	7.1
Iron ores.....	10-11		146.2	147.3	146.7	2.9	-0.4	2.1	1.9	1.4
Iron and steel scrap ³	10-12		365.4	372.3	424.0	-11.1	13.9	8.2	11.3	13.9
Nonferrous metal ores ³	10-21	12/83	374.3	391.9	413.5	22.6	5.5	-0.4	4.5	5.5
Copper base scrap ³	10-23-01		388.7	402.6	414.5	-0.9	3.0	1.8	2.9	3.0
Aluminum base scrap.....	10-23-02		165.6	150.5	156.2	-17.9	3.8	-4.6	-1.5	2.9
Construction sand, gravel, and crushed stone.....	13-21		350.6	351.2	361.7	4.9	3.0	0.5	0.1	1.8
Services for intermediate demand.....			122.1	121.8	122.3	1.7	0.4	-0.1	0.4	0.0
Trade services for intermediate demand ⁴			127.3	127.4	127.6	4.1	0.2	-0.2	0.3	0.3
Machinery and equipment parts and supplies wholesaling ³	57-11-02	03/09	131.1	136.5	133.1	8.0	-2.5	2.2	2.8	-2.5
Building materials, paint, and hardware wholesaling.....	57-3	03/09	101.1	101.6	103.1	3.9	1.5	0.9	1.5	2.5
Metals, minerals, and ores wholesaling ³	57-4	03/09	169.6	166.3	169.0	2.8	1.6	-2.7	1.9	1.6
Chemicals and allied products wholesaling ³	57-5	03/09	115.9	110.4	112.2	5.7	1.6	0.2	-4.2	1.6
Paper and plastics products wholesaling ³	57-6	03/09	138.5	138.9	140.2	3.6	0.9	-1.6	0.2	0.9
Food wholesaling ³	57-81-01	03/09	114.1	112.0	113.6	-1.0	1.4	-5.0	-0.8	1.4
Automotive parts, including tires, retailing ³	58-61-02	03/09	113.6	115.8	114.0	3.2	-1.6	0.8	0.3	-1.6
Hardware, building material, and supplies retailing.....	58-D	03/09	126.2	121.7	124.0	0.8	1.9	-1.2	0.3	2.9
Transportation and warehousing services for intermediate demand.....			129.3	130.8	130.7	2.2	-0.1	0.1	1.2	-0.9
Rail transportation of freight and mail ³	30-11	12/08	128.6	129.0	130.0	2.1	0.8	0.0	0.2	0.8
Truck transportation of freight ³	30-12	06/09	125.1	126.0	126.2	0.4	0.2	0.4	0.5	0.2
Water transportation of freight ³	30-13	06/09	122.7	126.0	127.2	5.6	1.0	2.9	0.5	1.0
Air transportation of freight ³	30-14	12/08	110.9	113.7	113.5	1.3	-0.2	0.5	0.5	-0.2
Pipeline transportation of petroleum products.....	30-15-01	06/09	161.6	161.6	161.7	3.7	0.1	0.1	0.2	0.1
U.S. Postal Service.....	30-16-01	06/89	232.1	232.1	232.1	4.5	0.0	0.3	0.2	-0.1

See footnotes at end of table.

Table 5. Producer price indexes and percent changes for selected commodity groupings of intermediate demand by commodity type category¹ — Continued
 [1982=100, unless otherwise indicated]

Grouping	Commodity code	Other index base	Unadjusted index			Unadjusted percent change to Jan. 2020 from:		Seasonally adjusted percent change from:		
			Sept. 2019 ²	Dec. 2019 ²	Jan. 2020 ²	Jan. 2019	Dec. 2019	Oct. to Nov.	Nov. to Dec.	Dec. to Jan.
Courier and messenger services, except air mail.....	30-16-02	04/09	161.1	161.2	168.2	4.6	4.3	0.3	0.4	0.4
Air mail and package delivery services, excluding by USPS.....	30-16-03	04/09	177.5	177.8	186.9	6.9	5.1	0.5	0.6	1.3
Transportation of passengers (partial).....	30-2	06/09	122.6	134.8	128.2	0.0	-4.9	-2.1	7.5	-5.7
Services related to water transportation.....	31-1	06/09	123.5	124.0	124.5	3.0	0.4	-0.2	0.2	0.3
Arrangement of freight and cargo ³	31-31	12/08	116.3	116.0	106.8	-0.8	-7.9	-0.4	4.0	-7.9
Warehousing, storage, and related services ³	32-1	12/08	107.4	108.0	107.2	-0.3	-0.7	0.7	0.4	-0.7
Services less trade, transportation, and warehousing for intermediate demand.....		11/09	119.5	118.7	119.3	0.8	0.5	-0.1	0.3	0.1
Network compensation from broadcast TV, cable TV, radio ³	35	06/09	140.1	140.0	145.2	1.8	3.7	-0.1	0.0	3.7
Advertising space sales in periodicals and newspapers ³	36-11	06/09	101.5	103.1	102.5	-2.9	-0.6	1.1	0.7	-0.6
Advertising space sales in directories and mail lists ³	36-12	12/08	100.8	100.8	100.8	0.1	0.0	0.0	0.0	0.0
Television advertising time sales.....	36-2	06/09	103.2	109.5	109.4	3.6	-0.1	3.0	4.1	5.1
Radio advertising time sales.....	36-3	03/09	105.3	106.5	108.1	9.1	1.5	1.0	-1.9	5.5
Internet advertising space sales, excluding Internet ads sold by print publishers ³	36-5	12/09	61.0	61.7	59.4	-4.0	-3.7	-6.4	6.0	-3.7
Business wired telecommunication services ³	37-12	06/09	101.7	102.4	102.3	0.7	-0.1	0.1	0.2	-0.1
Wireless telecommunication services.....	37-2	06/09	65.6	65.6	65.1	0.0	-0.8	0.2	0.5	-1.2
Cable and satellite subscriber services ³	37-3	12/08	135.8	135.3	135.6	2.5	0.2	-0.1	0.1	0.2
Bundled wired telecommunication access services ³	37-5	12/11	111.4	111.0	114.9	6.1	3.5	-0.6	-0.5	3.5
Data processing and related services ³	38-1	06/09	102.6	102.0	102.7	2.3	0.7	0.3	0.0	0.7
Business loans (partial).....	39-11	04/09	224.3	199.4	200.6	-18.4	0.6	-2.6	-0.2	-6.7
Deposit services (partial) ³	39-2	04/09	67.6	65.7	67.3	1.8	2.4	0.3	-3.2	2.4
Other credit intermediation, incl. trust services (partial) ³	39-3	04/09	108.2	104.1	105.4	0.8	1.2	-3.8	0.1	1.2
Securities brokerage, dealing, investment advice, and related services ³	40-1	06/09	163.9	144.0	143.3	-11.2	-0.5	-3.7	-0.2	-0.5
Portfolio management ³	40-2	12/08	220.4	225.4	230.6	15.3	2.3	1.2	1.9	2.3
Investment banking ³	40-3	12/08	189.5	192.8	192.9	8.6	0.1	0.8	1.7	0.1
Life insurance ³	41-11-01	03/09	104.3	104.4	104.5	0.6	0.1	0.1	0.0	0.1
Health and medical insurance.....	41-11-03	03/09	135.7	135.8	136.0	0.9	0.1	0.2	0.1	-0.9
Property and casualty insurance ³	41-11-04	03/09	124.8	125.2	125.2	1.8	0.0	-0.1	0.3	0.0
Annuities ³	41-2	03/09	117.1	117.4	117.3	0.4	-0.1	0.1	0.3	-0.1
Commissions from sales of insurance ³	42-1	06/09	107.9	108.2	108.4	0.8	0.2	0.1	-0.1	0.2
Nonresidential real estate rents ³	43-11	06/09	119.2	118.7	120.3	1.4	1.3	0.4	-0.2	1.3
Nonresidential property sales and leases ³	43-12	12/08	127.2	128.7	128.8	3.8	0.1	0.4	0.0	0.1
Residential property management fees ³	43-22	12/08	118.2	118.1	118.1	-0.1	0.0	-0.2	0.1	0.0
Passenger car rental.....	44-1	03/09	85.5	83.3	86.4	5.0	3.7	-1.5	-0.8	5.7
Truck, utility trailer, and RV rental and leasing ³	44-2	06/09	109.9	110.4	110.1	0.8	-0.3	2.2	-1.3	-0.3
Construction, mining, and forestry machinery and equipment rental and leasing ³	44-3	03/09	99.0	98.9	99.1	-1.6	0.2	0.0	0.0	0.2
Legal services.....	45-1	03/09	135.5	135.8	138.6	4.4	2.1	0.1	0.4	0.6
Accounting services (partial).....	45-2	06/09	111.9	112.8	113.8	0.3	0.9	1.6	-0.9	0.2
Architectural and engineering services ³	45-3	06/09	117.9	117.9	118.8	1.5	0.8	-0.1	-0.3	0.8
Management, scientific, and technical consulting services.....	45-4	06/09	103.8	104.3	104.8	-0.3	0.5	-0.1	0.3	-0.3
Advertising and related services (partial) ³	45-5	12/08	110.3	110.4	107.9	-1.6	-2.3	0.1	0.0	-2.3
Permanent placement services ³	46-1	03/09	114.8	119.0	118.9	-0.1	-0.1	0.9	0.8	-0.1
Executive search services ³	46-2	12/08	97.7	93.7	96.0	0.9	2.5	2.2	-3.4	2.5
Staffing services.....	46-3	06/09	115.3	118.7	115.4	1.5	-2.8	0.1	0.9	-3.0
Security guard services ³	48-1	03/09	117.6	118.5	119.2	3.0	0.6	-0.8	0.9	0.6
Janitorial services ³	49-1	03/09	112.1	112.4	113.0	1.6	0.5	0.0	-0.1	0.5
Waste collection.....	50-1	12/08	132.1	132.5	134.4	4.0	1.4	0.4	0.2	0.8
Traveler accommodation services.....	53-11	06/09	123.6	114.5	120.3	4.4	5.1	0.6	-1.2	3.3
Commercial and industrial machinery and equipment repair and maintenance ³	55-1	03/09	124.4	124.6	126.8	2.1	1.8	-0.2	-0.3	1.8
Aircraft repair and maintenance.....	55-4	04/09	126.2	125.7	128.8	2.1	2.5	-0.1	0.2	0.6
Metal treatment services ³	59-1	12/84	188.1	187.6	189.8	0.5	1.2	0.3	0.2	1.2
Construction for intermediate demand.....		11/09	119.8	120.0	121.0	2.6	0.8	0.1	0.0	0.8
Maintenance and repair of non-residential buildings (partial) ³	80-2	12/10	121.1	121.3	122.3	2.6	0.8	0.1	0.0	0.8

¹ Further information about the Final Demand-Intermediate Demand Aggregation system is available online at <https://www.bls.gov/ppi/fdidaggregation.htm>

² The indexes for September 2019 have been recalculated to incorporate late reports and corrections by respondents. All indexes are subject to revision 4 months after original publication.

³ Not seasonally adjusted.

⁴ Trade indexes measure changes in margins received by wholesalers and retailers.

"-" Data not available.

NOTE: The term "(partial)" denotes incomplete coverage of the index category.

Table 6. Producer price indexes and percent changes for selected commodity groupings of intermediate demand by production flow category¹
 [1982=100, unless otherwise indicated]

Grouping	Commodity code	Other index base	Unadjusted index			Unadjusted percent change to Jan. 2020 from:		Seasonally adjusted percent change from:		
			Sept. 2019 ²	Dec. 2019 ²	Jan. 2020 ²	Jan. 2019	Dec. 2019	Oct. to Nov.	Nov. to Dec.	Dec. to Jan.
Stage 4 intermediate demand.³		11/09	119.4	119.3	119.5	1.5	0.2	0.1	0.3	-0.1
Stage 4 intermediate demand goods		04/10	112.7	112.6	112.6	0.6	0.0	0.1	0.3	-0.1
Grains	01-2		142.1	149.9	158.6	10.0	5.8	-3.0	-2.6	5.2
Meats	02-21		185.1	184.7	182.3	4.6	-1.3	3.6	-1.5	-1.4
Unprocessed and packaged fish ³	02-23		350.5	353.8	362.1	2.3	2.3	-7.5	3.8	2.3
Dairy products	02-3		205.1	207.3	204.8	6.3	-1.2	1.6	0.5	-0.4
Commercial electric power	05-42		208.5	193.5	193.9	-0.4	0.2	0.8	0.0	-0.8
Industrial electric power	05-43		254.4	237.9	234.9	-4.1	-1.3	0.2	0.2	-3.6
Gasoline	05-71		180.0	179.8	179.4	23.1	-0.2	1.5	4.2	-1.5
No. 2 diesel fuel	05-73-03		218.4	234.5	215.6	7.2	-8.1	2.7	5.6	-5.5
Basic organic chemicals	06-14		237.5	238.5	242.3	-5.9	1.6	-1.8	-0.8	2.2
Prepared paint ³	06-21		300.8	301.2	303.3	3.1	0.7	0.4	0.0	0.7
Medicinal and botanical chemicals ³	06-31		182.0	180.8	183.6	1.2	1.5	0.0	0.0	1.5
Biological products, including diagnostics	06-37		277.0	276.4	279.4	2.5	1.1	0.3	0.0	0.0
Pharmaceutical preparations	06-38	06/01	268.4	268.1	273.8	2.2	2.1	0.1	0.0	-0.1
Plastic construction products ³	07-21	00/82	229.1	228.1	229.1	-0.4	0.4	-0.2	-0.1	0.4
Unsupported plastic film, sheet, and other shapes ³	07-22		221.6	219.5	218.6	-1.5	-0.4	-0.5	-0.7	-0.4
Parts for manufacturing from plastics ³	07-26		153.2	154.0	153.6	0.7	-0.3	0.6	-0.1	-0.3
Plastic packaging products ³	07-2A	12/06	115.6	115.1	114.9	-4.4	-0.2	-0.3	-0.3	-0.2
Lumber	08-1	00/82	210.9	209.0	208.9	-0.5	0.0	0.8	-0.3	-0.9
Millwork	08-2		263.0	264.3	264.8	1.1	0.2	0.2	0.2	0.0
Paper boxes and containers ³	09-15-03		269.9	268.7	268.4	-0.1	-0.1	0.1	0.0	-0.1
Commercial printing ³	09-47	06/82	178.3	178.2	179.1	2.7	0.5	0.0	0.0	0.5
Steel mill products ³	10-17		196.9	187.1	187.7	-15.0	0.3	-1.9	-1.8	0.3
Nonferrous wire and cable ³	10-26		244.3	244.7	244.1	-1.5	-0.2	-0.2	0.6	-0.2
Fabricated structural metal products	10-7		238.2	238.0	237.1	-1.6	-0.4	-0.1	0.4	-0.5
Other miscellaneous metal products ³	10-89		167.0	166.9	166.8	-0.1	-0.1	0.1	0.1	-0.1
Air conditioning and refrigeration equipment	11-48		201.0	201.1	201.4	1.8	0.1	-0.1	0.6	-0.7
Wiring devices ³	11-71		238.5	239.3	239.4	1.7	0.0	0.0	0.3	0.0
Electronic components and accessories	11-78		65.7	65.7	65.6	0.9	-0.2	-0.2	0.3	-0.2
Miscellaneous electrical machinery and equipment ³	11-79		124.1	124.1	124.5	-2.1	0.3	-0.2	0.2	0.3
Internal combustion engines ³	11-94		169.5	169.6	170.4	0.6	0.5	0.1	0.0	0.5
Machine shop products ³	11-95		195.8	195.1	195.3	0.9	0.1	0.2	-0.4	0.1
Concrete ingredients and related products	13-2		310.8	311.0	317.9	3.9	2.2	0.4	0.2	0.9
Concrete products	13-3		274.3	272.6	275.6	3.3	1.1	-0.2	0.0	0.6
Prepared asphalt, tar roofing and siding products ³	13-61		243.0	247.0	248.0	0.9	0.4	1.8	0.1	0.4
Paving mixtures and blocks ³	13-94		322.4	313.2	335.5	1.1	7.1	-1.9	-0.4	7.1
Motor vehicle parts ³	14-12		127.0	126.8	126.9	-0.2	0.1	0.1	-0.1	0.1
Aircraft engines and engine parts	14-23	12/85	229.7	230.3	230.8	0.8	0.2	-0.1	0.1	-0.4
Aircraft parts and auxiliary equipment, n.e.c.	14-25	06/85	188.5	189.9	190.7	1.8	0.4	0.3	0.2	0.3
Medical, surgical and personal aid devices	15-6		183.4	183.5	184.3	1.2	0.4	-0.2	-0.1	0.2
Stage 4 intermediate demand services		04/10	122.6	122.5	122.9	2.4	0.3	0.0	0.5	0.0
Truck transportation of freight ³	30-12	06/09	125.1	126.0	126.2	0.4	0.2	0.4	0.5	0.2
Courier, messenger, and U.S. postal services	30-16	06/09	146.3	146.4	150.1	5.0	2.5	0.3	0.3	0.5
Airline passenger services	30-22	12/08	112.9	124.3	118.1	0.0	-5.0	-2.1	7.6	-5.8
Warehousing, storage, and related services ³	32-1	12/08	107.4	108.0	107.2	-0.3	-0.7	0.7	0.4	-0.7
Advertising space sales in periodicals and newspapers ³	36-11	06/09	101.5	103.1	102.5	-2.9	-0.6	1.1	0.7	-0.6
Data processing and related services ³	38-1	06/09	102.6	102.0	102.7	2.3	0.7	0.3	0.0	0.7
Business loans (partial)	39-11	04/09	224.3	199.4	200.6	-18.4	0.6	-2.6	-0.2	-6.7
Deposit services (partial) ³	39-2	04/09	67.6	65.7	67.3	1.8	2.4	0.3	-3.2	2.4
Securities brokerage, dealing, investment advice, and related services ³	40-1	06/09	163.9	144.0	143.3	-11.2	-0.5	-3.7	-0.2	-0.5
Portfolio management ³	40-2	12/08	220.4	225.4	230.6	15.3	2.3	1.2	1.9	2.3
Investment banking ³	40-3	12/08	189.5	192.8	192.9	8.6	0.1	0.8	1.7	0.1
Insurance	41-11	06/09	124.5	124.7	124.8	1.3	0.1	0.2	0.2	-0.3
Annuities ³	41-2	03/09	117.1	117.4	117.3	0.4	-0.1	0.1	0.3	-0.1
Nonresidential real estate rents ³	43-11	06/09	119.2	118.7	120.3	1.4	1.3	0.4	-0.2	1.3
Nonresidential property sales and leases ³	43-12	12/08	127.2	128.7	128.8	3.8	0.1	0.4	0.0	0.1
Nonresidential property management fees ³	43-13	12/08	96.0	92.6	95.2	2.6	2.8	0.8	-4.0	2.8
Residential property management fees ³	43-22	12/08	118.2	118.1	118.1	-0.1	0.0	-0.2	0.1	0.0
Construction, mining, and forestry machinery and equipment rental and leasing ³	44-3	03/09	99.0	98.9	99.1	-1.6	0.2	0.0	0.0	0.2
Legal services	45-1	03/09	135.5	135.8	138.6	4.4	2.1	0.1	0.4	0.6
Advertising agency services ³	45-51	12/08	110.3	110.4	107.9	-1.6	-2.3	0.1	0.0	-2.3
Accounting services (partial)	45-2	06/09	111.9	112.8	113.8	0.3	0.9	1.6	-0.9	0.2
Architectural and engineering services ³	45-3	06/09	117.9	117.9	118.8	1.5	0.8	-0.1	-0.3	0.8
Management, scientific, and technical consulting services	45-4	06/09	103.8	104.3	104.8	-0.3	0.5	-0.1	0.3	-0.3
Staffing services	46-3	06/09	115.3	118.7	115.4	1.5	-2.8	0.1	0.9	-3.0

See footnotes at end of table.

Table 6. Producer price indexes and percent changes for selected commodity groupings of intermediate demand by production flow category¹ — Continued
 [1982=100, unless otherwise indicated]

Grouping	Commodity code	Other index base	Unadjusted index			Unadjusted percent change to Jan. 2020 from:		Seasonally adjusted percent change from:		
			Sept. 2019 ²	Dec. 2019 ²	Jan. 2020 ²	Jan. 2019	Dec. 2019	Oct. to Nov.	Nov. to Dec.	Dec. to Jan.
Janitorial services ³	49-1	03/09	112.1	112.4	113.0	1.6	0.5	0.0	-0.1	0.5
Commercial and industrial machinery and equipment repair and maintenance ³	55-1	03/09	124.4	124.6	126.8	2.1	1.8	-0.2	-0.3	1.8
Machinery and equipment parts and supplies wholesaling ³	57-11-02	03/09	131.1	136.5	133.1	8.0	-2.5	2.2	2.8	-2.5
Building materials, paint, and hardware wholesaling.....	57-3	03/09	101.1	101.6	103.1	3.9	1.5	0.9	1.5	2.5
Metals, minerals, and ores wholesaling ³	57-4	03/09	169.6	166.3	169.0	2.8	1.6	-2.7	1.9	1.6
Chemicals and allied products wholesaling ³	57-5	03/09	115.9	110.4	112.2	5.7	1.6	0.2	-4.2	1.6
Paper and plastics products wholesaling ³	57-6	03/09	138.5	138.9	140.2	3.6	0.9	-1.6	0.2	0.9
Food and alcohol wholesaling ³	57-8	06/09	115.2	113.5	114.9	-0.6	1.2	-4.0	-0.6	1.2
Hardware and building materials and supplies retailing.....	58-D	03/09	126.2	121.7	124.0	0.8	1.9	-1.2	0.3	2.9
Metal treatment services ³	59-1	12/84	188.1	187.6	189.8	0.5	1.2	0.3	0.2	1.2
Stage 3 intermediate demand.....		11/09	116.4	116.6	117.1	0.9	0.4	-0.1	0.6	-0.1
Stage 3 intermediate demand goods.....		04/10	104.2	105.1	105.5	0.6	0.4	0.0	0.9	-0.1
Slaughter cattle.....	01-31		153.2	172.7	179.7	1.9	4.1	0.9	0.7	0.9
Slaughter hogs.....	01-32		76.1	74.4	74.2	2.8	-0.3	-4.4	3.2	-4.5
Slaughter poultry.....	01-4		196.7	220.2	235.5	-6.9	6.9	-2.8	6.6	1.4
Raw milk.....	01-6		147.2	147.5	145.0	14.5	-1.7	1.6	7.9	-0.1
Commercial electric power.....	05-42		208.5	193.5	193.9	-0.4	0.2	0.8	0.0	-0.8
Industrial electric power.....	05-43		254.4	237.9	234.9	-4.1	-1.3	0.2	0.2	-3.6
Gasoline.....	05-71		180.0	179.8	179.4	23.1	-0.2	1.5	4.2	-1.5
Jet fuel ³	05-72-03		195.7	198.5	210.3	15.0	5.9	-0.6	-2.0	5.9
No. 2 diesel fuel.....	05-73-03		218.4	234.5	215.6	7.2	-8.1	2.7	5.6	-5.5
Finished lubricants ³	05-76		437.5	438.9	440.2	2.0	0.3	-0.9	0.9	0.3
Lubricating oil base stocks ³	05-78	06/09	121.3	116.1	118.0	6.2	1.6	1.2	-7.9	1.6
Asphalt.....	05-81-02	06/85	228.0	168.5	194.7	-6.3	15.5	-0.7	-9.2	17.7
Basic inorganic chemicals ³	06-13		278.9	276.1	273.2	-2.8	-1.1	-0.8	-0.4	-1.1
Basic organic chemicals.....	06-14		237.5	238.5	242.3	-5.9	1.6	-1.8	-0.8	2.2
Paints and allied products ³	06-2		295.3	296.2	296.0	2.4	-0.1	0.5	0.0	-0.1
Agricultural chemicals and chemical products.....	06-5		209.7	209.0	204.1	-13.7	-2.3	-1.3	-1.5	-2.2
Plastic resins and materials.....	06-6		224.2	218.0	216.6	-8.2	-0.6	-0.1	-1.3	-0.3
Synthetic rubber ³	07-11-02		204.5	198.8	202.7	-3.5	2.0	-1.2	-1.6	2.0
Unsupported plastic film, sheet, and other shapes ³	07-22		221.6	219.5	218.6	-1.5	-0.4	-0.5	-0.7	-0.4
Paper ³	09-13		199.7	199.3	198.9	-0.9	-0.2	-0.3	-0.1	-0.2
Paperboard ³	09-14		262.2	261.0	260.5	-5.9	-0.2	-0.4	-0.3	-0.2
Converted paper and paperboard products ³	09-15		241.3	241.4	241.9	0.5	0.2	0.1	0.0	0.2
Commercial printing ³	09-47	06/82	178.3	178.2	179.1	2.7	0.5	0.0	0.0	0.5
Foundry and forge shop products ³	10-15		211.4	209.8	210.4	-1.0	0.3	-0.3	-0.5	0.3
Steel mill products ³	10-17		196.9	187.1	187.7	-15.0	0.3	-1.9	-1.8	0.3
Nonferrous mill shapes ³	10-25		210.0	209.0	209.0	-2.2	0.0	-0.2	0.2	0.0
Nonferrous foundry shop products.....	10-28		213.0	211.2	211.5	-1.9	0.1	0.0	0.0	-0.2
Metal containers ³	10-3		162.6	162.5	165.0	1.4	1.5	-0.3	0.0	1.5
Structural, architectural, and pre-engineered metal products.....	10-74		230.1	231.0	228.4	-2.9	-1.1	-0.4	0.8	-1.3
Bolts, nuts, screws, rivets, and washers ³	10-81		210.0	210.1	213.9	3.0	1.8	0.0	0.1	1.8
Other miscellaneous metal products ³	10-89		167.0	166.9	166.8	-0.1	-0.1	0.1	0.1	-0.1
General purpose machinery and equipment.....	11-4		247.8	248.4	249.5	2.0	0.4	0.2	0.2	0.2
Electrical machinery and equipment.....	11-7		116.9	117.0	118.1	1.2	0.9	0.0	0.2	0.6
Construction sand, gravel, and crushed stone.....	13-21		350.6	351.2	361.7	4.9	3.0	0.5	0.1	1.8
Cement.....	13-22		258.6	258.2	258.0	0.8	-0.1	0.1	0.2	-1.6
Motor vehicle parts ³	14-12		127.0	126.8	126.9	-0.2	0.1	0.1	-0.1	0.1
Aircraft and aircraft equipment.....	14-2		277.5	278.3	279.0	1.2	0.3	0.1	0.1	0.0
Stage 3 intermediate demand services.....		04/10	120.6	120.0	120.5	1.4	0.4	-0.2	0.2	-0.1
Rail transportation of freight and mail ³	30-11	12/08	128.6	129.0	130.0	2.1	0.8	0.0	0.2	0.8
Courier, messenger, and U.S. postal services.....	30-16	06/09	146.3	146.4	150.1	5.0	2.5	0.3	0.3	0.5
Arrangement of freight and cargo ³	31-31	12/08	116.3	116.0	106.8	-0.8	-7.9	-0.4	4.0	-7.9
Freight forwarding ³	31-32-01	12/08	98.4	98.5	98.4	-0.1	-0.1	-0.1	0.1	-0.1
Warehousing, storage, and related services ³	32-1	12/08	107.4	108.0	107.2	-0.3	-0.7	0.7	0.4	-0.7
Advertising space sales in periodicals, newspapers, directories, and mailing lists ³	36-1	06/09	100.7	102.1	101.5	-2.5	-0.6	0.9	0.6	-0.6
Wired telephone services ³	37-1	06/09	116.6	117.5	117.4	0.4	-0.1	0.1	0.4	-0.1
Bundled wired telecommunications access services ³	37-5	12/11	111.4	111.0	114.9	6.1	3.5	-0.6	-0.5	3.5
Data processing and related services ³	38-1	06/09	102.6	102.0	102.7	2.3	0.7	0.3	0.0	0.7
Business loans (partial).....	39-11	04/09	224.3	199.4	200.6	-18.4	0.6	-2.6	-0.2	-6.7
Deposit services (partial) ³	39-2	04/09	67.6	65.7	67.3	1.8	2.4	0.3	-3.2	2.4
Securities brokerage, dealing, investment advice, and related services ³	40-1	06/09	163.9	144.0	143.3	-11.2	-0.5	-3.7	-0.2	-0.5
Insurance.....	41-11	06/09	124.5	124.7	124.8	1.3	0.1	0.2	0.2	-0.3
Nonresidential real estate rents ³	43-11	06/09	119.2	118.7	120.3	1.4	1.3	0.4	-0.2	1.3
Legal services.....	45-1	03/09	135.5	135.8	138.6	4.4	2.1	0.1	0.4	0.6

See footnotes at end of table.

Table 6. Producer price indexes and percent changes for selected commodity groupings of intermediate demand by production flow category¹ — Continued
 [1982=100, unless otherwise indicated]

Grouping	Commodity code	Other index base	Unadjusted index			Unadjusted percent change to Jan. 2020 from:		Seasonally adjusted percent change from:		
			Sept. 2019 ²	Dec. 2019 ²	Jan. 2020 ²	Jan. 2019	Dec. 2019	Oct. to Nov.	Nov. to Dec.	Dec. to Jan.
Accounting services (partial).....	45-2	06/09	111.9	112.8	113.8	0.3	0.9	1.6	-0.9	0.2
Architectural and engineering services ³	45-3	06/09	117.9	117.9	118.8	1.5	0.8	-0.1	-0.3	0.8
Management, scientific, and technical consulting services.....	45-4	06/09	103.8	104.3	104.8	-0.3	0.5	-0.1	0.3	-0.3
Advertising agency services ³	45-51	12/08	110.3	110.4	107.9	-1.6	-2.3	0.1	0.0	-2.3
Staffing services.....	46-3	06/09	115.3	118.7	115.4	1.5	-2.8	0.1	0.9	-3.0
Aircraft repair maintenance.....	55-4	04/09	126.2	125.7	128.8	2.1	2.5	-0.1	0.2	0.6
Machinery and equipment parts and supplies wholesaling ³	57-11-02	03/09	131.1	136.5	133.1	8.0	-2.5	2.2	2.8	-2.5
Building materials, paint, and hardware wholesaling.....	57-3	03/09	101.1	101.6	103.1	3.9	1.5	0.9	1.5	2.5
Metals, minerals, and ores wholesaling ³	57-4	03/09	169.6	166.3	169.0	2.8	1.6	-2.7	1.9	1.6
Chemicals and allied products wholesaling ³	57-5	03/09	115.9	110.4	112.2	5.7	1.6	0.2	-4.2	1.6
Paper and plastics products wholesaling ³	57-6	03/09	138.5	138.9	140.2	3.6	0.9	-1.6	0.2	0.9
Food wholesaling ³	57-81-01	03/09	114.1	112.0	113.6	-1.0	1.4	-5.0	-0.8	1.4
Metal treatment services ³	59-1	12/84	188.1	187.6	189.8	0.5	1.2	0.3	0.2	1.2
Stage 2 intermediate demand.....		11/09	105.2	105.9	105.5	-1.8	-0.4	1.3	0.3	-0.6
Stage 2 intermediate demand goods.....		04/10	85.0	86.3	84.9	-6.9	-1.6	3.2	-0.2	-1.5
Corn.....	01-22-02		145.1	151.0	158.1	12.2	4.7	-5.1	-3.3	4.0
Oilseeds.....	01-83		156.8	166.4	174.1	10.7	4.6	-1.3	-1.7	6.1
Prepared animal feeds.....	02-9		187.2	189.1	190.7	0.4	0.8	-0.1	-0.2	0.9
Coal.....	05-1		199.9	200.8	200.1	-0.8	-0.3	-0.3	0.9	-1.5
Natural gas ³	05-31		75.1	84.2	72.2	-43.1	-14.3	19.5	-4.6	-14.3
Liquefied petroleum gas ³	05-32		113.6	105.7	97.1	-32.5	-8.1	8.0	-4.3	-8.1
Crude petroleum ³	05-61		156.2	163.2	159.9	13.0	-2.0	10.2	3.4	-2.0
No. 2 diesel fuel.....	05-73-03		218.4	234.5	215.6	7.2	-8.1	2.7	5.6	-5.5
Industrial chemicals.....	06-1		242.5	242.9	245.8	-5.4	1.2	-1.6	-0.8	1.7
Plastic resins and materials.....	06-6		224.2	218.0	216.6	-8.2	-0.6	-0.1	-1.3	-0.3
Plastic products ³	07-2		208.3	207.5	207.4	-1.6	0.0	-0.1	-0.2	0.0
Logs, bolts, timber, pulpwood, and wood chips.....	08-5		238.4	237.4	235.9	-3.4	-0.6	0.0	-0.1	-0.9
Paper ³	09-13		199.7	199.3	198.9	-0.9	-0.2	-0.3	-0.1	-0.2
Paperboard, excluding corrugated paperboard ³	09-14-11	12/82	274.4	272.8	273.8	-5.9	0.4	-0.2	-0.4	0.4
Commercial printing ³	09-47	06/82	178.3	178.2	179.1	2.7	0.5	0.0	0.0	0.5
Iron and steel scrap ³	10-12		365.4	372.3	424.0	-11.1	13.9	8.2	11.3	13.9
Steel mill products ³	10-17		196.9	187.1	187.7	-15.0	0.3	-1.9	-1.8	0.3
Nonferrous mill shapes ³	10-25		210.0	209.0	209.0	-2.2	0.0	-0.2	0.2	0.0
Electrical machinery and equipment.....	11-7		116.9	117.0	118.1	1.2	0.9	0.0	0.2	0.6
Electronic components and accessories.....	11-78		65.7	65.7	65.6	0.9	-0.2	-0.2	0.3	-0.2
Stage 2 intermediate demand services.....		04/10	119.7	119.9	120.3	2.0	0.3	0.0	0.7	-0.1
Rail transportation of freight and mail ³	30-11	12/08	128.6	129.0	130.0	2.1	0.8	0.0	0.2	0.8
Truck transportation of freight ³	30-12	06/09	125.1	126.0	126.2	0.4	0.2	0.4	0.5	0.2
Pipeline transportation of petroleum products.....	30-15-01	12/08	161.6	161.6	161.7	3.7	0.1	0.1	0.2	0.1
U.S. Postal Service.....	30-16-01	06/89	232.1	232.1	232.1	4.5	0.0	0.3	0.2	-0.1
Courier and messenger services, except air.....	30-16-02	04/09	161.1	161.2	168.2	4.6	4.3	0.3	0.4	0.4
Air mail and package delivery services, excluding by USPS.....	30-16-03	04/09	177.5	177.8	186.9	6.9	5.1	0.5	0.6	1.3
Airline passenger services.....	30-22	12/08	112.9	124.3	118.1	0.0	-5.0	-2.1	7.6	-5.8
Arrangement of freight and cargo ³	31-31	12/08	116.3	116.0	106.8	-0.8	-7.9	-0.4	4.0	-7.9
Television advertising time sales.....	36-21	06/09	103.2	109.5	109.4	3.6	-0.1	3.0	4.1	5.1
Wireless telecommunication services.....	37-2	06/09	65.6	65.6	65.1	0.0	-0.8	0.2	0.5	-1.2
Data processing and related services ³	38-1	06/09	102.6	102.0	102.7	2.3	0.7	0.3	0.0	0.7
Securities brokerage, dealing, investment advice, and related services ³	40-1	06/09	163.9	144.0	143.3	-11.2	-0.5	-3.7	-0.2	-0.5
Portfolio management ³	40-2	12/08	220.4	225.4	230.6	15.3	2.3	1.2	1.9	2.3
Investment banking ³	40-31	12/08	189.5	192.8	192.9	8.6	0.1	0.8	1.7	0.1
Insurance.....	41-11	06/09	124.5	124.7	124.8	1.3	0.1	0.2	0.2	-0.3
Commissions from sales of insurance ³	42-11	06/09	107.9	108.2	108.4	0.8	0.2	0.1	-0.1	0.2
Legal services.....	45-1	03/09	135.5	135.8	138.6	4.4	2.1	0.1	0.4	0.6
Accounting services (partial).....	45-2	06/09	111.9	112.8	113.8	0.3	0.9	1.6	-0.9	0.2
Management, scientific, and technical consulting services.....	45-4	06/09	103.8	104.3	104.8	-0.3	0.5	-0.1	0.3	-0.3
Advertising agency services ³	45-51	12/08	110.3	110.4	107.9	-1.6	-2.3	0.1	0.0	-2.3
Staffing services.....	46-3	06/09	115.3	118.7	115.4	1.5	-2.8	0.1	0.9	-3.0
Security guard services ³	48-1	03/09	117.6	118.5	119.2	3.0	0.6	-0.8	0.9	0.6
Janitorial services ³	49-1	03/09	112.1	112.4	113.0	1.6	0.5	0.0	-0.1	0.5
Traveler accommodation services.....	53-1	06/09	123.6	114.5	120.3	4.4	5.1	0.6	-1.2	3.3
Commercial and industrial machinery and equipment repair and maintenance ³	55-1	03/09	124.4	124.6	126.8	2.1	1.8	-0.2	-0.3	1.8
Hardware and building materials and supplies retailing.....	58-D	03/09	126.2	121.7	124.0	0.8	1.9	-1.2	0.3	2.9
Stage 1 intermediate demand.....		11/09	113.7	113.5	114.0	-0.8	0.4	0.1	0.6	0.3
Stage 1 intermediate demand goods.....		04/10	94.4	94.9	95.3	-2.0	0.4	0.4	1.1	0.5
Prepared animal feeds.....	02-9		187.2	189.1	190.7	0.4	0.8	-0.1	-0.2	0.9
Commercial electric power.....	05-42		208.5	193.5	193.9	-0.4	0.2	0.8	0.0	-0.8

See footnotes at end of table.

Table 6. Producer price indexes and percent changes for selected commodity groupings of intermediate demand by production flow category¹ — Continued
 [1982=100, unless otherwise indicated]

Grouping	Commodity code	Other index base	Unadjusted index			Unadjusted percent change to Jan. 2020 from:		Seasonally adjusted percent change from:		
			Sept. 2019 ²	Dec. 2019 ²	Jan. 2020 ²	Jan. 2019	Dec. 2019	Oct. to Nov.	Nov. to Dec.	Dec. to Jan.
Industrial electric power.....	05-43		254.4	237.9	234.9	-4.1	-1.3	0.2	0.2	-3.6
Commercial natural gas.....	05-52	12/90	184.4	192.9	193.9	-4.7	0.5	-0.4	0.2	-2.1
Industrial natural gas.....	05-53	12/90	140.9	149.7	145.4	-13.7	-2.9	2.1	-3.7	-2.9
Gasoline.....	05-71		180.0	179.8	179.4	23.1	-0.2	1.5	4.2	-1.5
No. 2 diesel fuel.....	05-73-03		218.4	234.5	215.6	7.2	-8.1	2.7	5.6	-5.5
Industrial chemicals.....	06-1		242.5	242.9	245.8	-5.4	1.2	-1.6	-0.8	1.7
Prepared paint ³	06-21		300.8	301.2	303.3	3.1	0.7	0.4	0.0	0.7
Plastic construction products ³	07-21		229.1	228.1	229.1	-0.4	0.4	-0.2	-0.1	0.4
Wastepaper ³	09-12		154.7	141.6	151.6	-43.4	7.1	-5.6	-3.0	7.1
Paper ³	09-13		199.7	199.3	198.9	-0.9	-0.2	-0.3	-0.1	-0.2
Converted paper and paperboard products ³	09-15		241.3	241.4	241.9	0.5	0.2	0.1	0.0	0.2
Iron and steel scrap ³	10-12		365.4	372.3	424.0	-11.1	13.9	8.2	11.3	13.9
Steel mill products ³	10-17		196.9	187.1	187.7	-15.0	0.3	-1.9	-1.8	0.3
Primary nonferrous metals ³	10-22		185.3	185.0	187.3	2.5	1.2	1.5	0.4	1.2
Nonferrous scrap.....	10-23		340.3	357.5	385.3	11.3	7.8	-1.3	5.1	7.6
Nonferrous wire and cable ³	10-26		244.3	244.7	244.1	-1.5	-0.2	-0.2	0.6	-0.2
Fabricated structural metal products.....	10-7		238.2	238.0	237.1	-1.6	-0.4	-0.1	0.4	-0.5
General purpose machinery and equipment.....	11-4		247.8	248.4	249.5	2.0	0.4	0.2	0.2	0.2
Construction sand, gravel, and crushed stone.....	13-21		350.6	351.2	361.7	4.9	3.0	0.5	0.1	1.8
Stage 1 intermediate demand services.....		04/10	124.0	122.6	123.2	0.7	0.5	-0.4	0.2	0.1
Truck transportation of freight ³	30-12	06/09	125.1	126.0	126.2	0.4	0.2	0.4	0.5	0.2
Airline passenger services.....	30-22	12/08	112.9	124.3	118.1	0.0	-5.0	-2.1	7.6	-5.8
Advertising space sales in periodicals, newspapers, directories, and mailing lists ³	36-1	06/09	100.7	102.1	101.5	-2.5	-0.6	0.9	0.6	-0.6
Business wired telecommunication services ³	37-12	06/09	101.7	102.4	102.3	0.7	-0.1	0.1	0.2	-0.1
Wireless telecommunication services.....	37-2	06/09	65.6	65.6	65.1	0.0	-0.8	0.2	0.5	-1.2
Bundled wired telecommunications access services ³	37-5	12/11	111.4	111.0	114.9	6.1	3.5	-0.6	-0.5	3.5
Business loans (partial).....	39-11	04/09	224.3	199.4	200.6	-18.4	0.6	-2.6	-0.2	-6.7
Deposit services (partial) ³	39-2	04/09	67.6	65.7	67.3	1.8	2.4	0.3	-3.2	2.4
Securities brokerage, dealing, investment advice, and related services ³	40-1	06/09	163.9	144.0	143.3	-11.2	-0.5	-3.7	-0.2	-0.5
Portfolio management ³	40-2	12/08	220.4	225.4	230.6	15.3	2.3	1.2	1.9	2.3
Investment banking ³	40-3	12/08	189.5	192.8	192.9	8.6	0.1	0.8	1.7	0.1
Insurance.....	41-11	06/09	124.5	124.7	124.8	1.3	0.1	0.2	0.2	-0.3
Nonresidential real estate rents ³	43-11	06/09	119.2	118.7	120.3	1.4	1.3	0.4	-0.2	1.3
Architectural and engineering services ³	45-3	06/09	117.9	117.9	118.8	1.5	0.8	-0.1	-0.3	0.8
Management consulting services.....	45-41	06/09	103.8	104.3	104.8	-0.3	0.5	-0.1	0.3	-0.3
Waste collection.....	50-1	12/08	132.1	132.5	134.4	4.0	1.4	0.4	0.2	0.8
Traveler accommodation services.....	53-11	06/09	123.6	114.5	120.3	4.4	5.1	0.6	-1.2	3.3
Commercial and industrial machinery and equipment repair and maintenance ³	55-1	03/09	124.4	124.6	126.8	2.1	1.8	-0.2	-0.3	1.8
Machinery and equipment parts and supplies wholesaling ³	57-11-02	03/09	131.1	136.5	133.1	8.0	-2.5	2.2	2.8	-2.5
Building materials, paint, and hardware wholesaling.....	57-3	03/09	101.1	101.6	103.1	3.9	1.5	0.9	1.5	2.5
Metals, minerals, and ores wholesaling ³	57-4	03/09	169.6	166.3	169.0	2.8	1.6	-2.7	1.9	1.6
Chemicals and allied products wholesaling ³	57-5	03/09	115.9	110.4	112.2	5.7	1.6	0.2	-4.2	1.6
Paper and plastics products wholesaling ³	57-6	03/09	138.5	138.9	140.2	3.6	0.9	-1.6	0.2	0.9
Hardware and building materials and supplies retailing.....	58-D	03/09	126.2	121.7	124.0	0.8	1.9	-1.2	0.3	2.9
Mining services ³	60-1	06/85	231.7	230.5	230.3	-2.4	-0.1	-0.5	0.1	-0.1

¹ Further information about the Final Demand-Intermediate Demand Aggregation system is available online at <https://www.bls.gov/ppi/fdidaggregation.htm>

² The indexes for September 2019 have been recalculated to incorporate late reports and corrections by respondents. All indexes are subject to revision 4 months after original publication.

³ Not seasonally adjusted.

"-" Data not available.

NOTE: The term "(partial)" denotes incomplete coverage of the index category.

Table 7. Producer price indexes for selected final demand and intermediate demand categories, seasonally adjusted

[Nov 2009=100, unless otherwise indicated]

Grouping	Other index base	Index ¹					
		Aug. 2019	Sept. 2019	Oct. 2019	Nov. 2019	Dec. 2019	Jan. 2020
Final demand.....		118.6	118.3	118.7	118.6	118.8	119.4
Final demand goods.....		115.3	115.1	115.7	116.1	116.4	116.5
Final demand foods.....		117.9	118.4	120.0	121.4	121.0	121.3
Final demand energy.....		104.5	103.0	105.1	105.4	107.0	106.2
Final demand goods less foods and energy.....		117.7	117.6	117.6	117.7	117.9	118.2
Final demand services.....		119.8	119.5	119.8	119.5	119.5	120.3
Final demand trade services.....		121.2	120.1	120.7	120.0	119.6	121.0
Final demand transportation and warehousing services.....		125.7	125.5	125.5	125.1	128.2	126.2
Final demand services less trade, transportation, and warehousing.....		118.7	118.7	118.8	118.7	118.7	119.4
Intermediate demand by commodity type							
Processed goods for intermediate demand.....	00/82	196.6	196.4	197.1	197.3	197.4	196.9
Materials and components for manufacturing.....	00/82	183.2	182.9	183.1	182.7	182.2	182.7
Materials and components for construction.....	00/82	251.3	251.2	251.3	250.9	251.3	252.2
Processed fuels and lubricants for intermediate demand.....	00/82	175.3	174.4	177.0	178.4	180.0	176.2
Containers for intermediate demand.....	00/82	236.6	236.4	236.4	235.9	235.9	236.6
Supplies for intermediate demand.....	00/82	200.5	200.9	201.2	201.5	201.5	201.7
Unprocessed goods for intermediate demand.....	00/82	180.4	180.4	178.9	186.0	189.0	187.9
Unprocessed foodstuffs and feedstuffs.....	00/82	162.8	161.4	167.3	166.8	170.1	171.6
Unprocessed nonfood materials except fuel.....	00/82	240.7	239.1	228.0	238.7	246.6	251.3
Unprocessed fuel.....	00/82	99.3	103.2	102.0	114.8	111.1	99.7
Services for intermediate demand.....		122.1	122.3	121.8	121.7	122.2	122.2
Trade services for intermediate demand.....		126.2	127.4	127.2	127.0	127.4	127.8
Transportation and warehousing services for intermediate demand.....		129.7	129.9	129.8	129.9	131.5	130.3
Services less trade, transportation, and warehousing for intermediate demand.....		119.6	119.6	119.0	118.9	119.2	119.3
Intermediate demand by production flow							
Stage 4 intermediate demand.....		119.2	119.3	119.3	119.4	119.8	119.7
Inputs to stage 4 goods producers.....		115.2	115.4	115.6	115.6	116.0	115.8
Inputs to stage 4 services producers.....		121.6	121.6	121.4	121.5	121.8	121.7
Inputs to stage 4 construction producers.....		119.2	119.6	119.7	119.7	120.4	120.7
Stage 3 intermediate demand.....		117.0	116.7	117.1	117.0	117.7	117.6
Inputs to stage 3 goods producers.....		118.5	118.1	118.5	118.2	119.0	119.1
Inputs to stage 3 services producers.....		116.6	116.3	116.6	116.7	117.2	117.0
Inputs to stage 3 construction producers.....		106.7	108.4	109.9	111.2	114.4	111.8
Stage 2 intermediate demand.....		105.1	105.4	104.5	105.9	106.2	105.6
Inputs to stage 2 goods producers.....		92.0	92.5	91.2	94.1	93.9	92.5
Inputs to stage 2 services producers.....		118.0	118.1	117.7	117.7	118.4	118.5
Stage 1 intermediate demand.....		113.7	113.5	113.4	113.5	114.2	114.5
Inputs to stage 1 goods producers.....		107.2	106.6	106.6	106.6	107.2	108.7
Inputs to stage 1 services producers.....		119.6	119.8	119.6	119.6	120.6	119.7
Inputs to stage 1 construction producers.....		120.4	120.8	120.8	120.6	121.1	121.9
Special groupings							
Final demand less foods and energy.....	04/10	118.2	118.0	118.2	118.0	118.1	118.7
Final demand less foods.....	04/10	116.9	116.6	116.9	116.8	116.9	117.5
Final demand less energy.....	04/10	118.0	117.8	118.0	118.0	118.0	118.6
Total finished ²	01/10	118.2	117.9	118.3	118.3	118.4	119.0
Total exports.....	04/10	113.6	113.1	113.4	113.2	113.7	114.0
Total Government purchases.....	04/10	113.1	112.9	113.3	113.2	113.6	113.9
Total private capital investment (goods, services, and construction).....	04/10	117.1	116.4	116.8	116.6	116.9	117.1
Finished goods ²	00/82	205.5	205.2	206.4	207.4	208.1	207.8
Processed materials less foods and feeds.....	00/82	197.2	196.8	197.5	197.4	197.5	197.1
Processed foods and feeds.....	00/82	191.5	193.0	193.6	196.3	196.2	196.0
Processed energy goods.....	00/82	176.1	175.2	177.8	179.3	180.8	177.0
Processed materials less foods and energy.....	00/82	200.0	199.7	199.9	199.4	199.1	199.6
Unprocessed materials less agricultural products.....	00/82	185.1	186.1	178.3	191.7	194.6	190.9
Unprocessed energy materials.....	00/82	135.4	137.4	130.6	144.9	145.5	137.2
Unprocessed nonfood materials less energy.....	00/82	319.6	316.6	312.0	312.7	322.5	340.7
Total goods inputs to stage 4 intermediate demand.....	04/10	112.3	112.4	112.7	112.8	113.1	113.0
Total services inputs to stage 4 intermediate demand.....	04/10	122.5	122.7	122.3	122.3	122.9	122.9
Total goods inputs to stage 3 intermediate demand.....	04/10	105.5	104.5	105.6	105.6	106.6	106.5
Total services inputs to stage 3 intermediate demand.....	04/10	120.3	120.7	120.4	120.2	120.5	120.4
Total goods inputs to stage 2 intermediate demand.....	04/10	84.7	85.1	84.0	86.7	86.5	85.2
Total services inputs to stage 2 intermediate demand.....	04/10	119.9	120.0	119.5	119.5	120.3	120.2
Total goods inputs to stage 1 intermediate demand.....	04/10	94.5	94.0	94.2	94.6	95.6	96.1
Total services inputs to stage 1 intermediate demand.....	04/10	123.8	124.2	123.5	123.0	123.2	123.3

¹ All seasonally adjusted indexes are subject to change up to 5 years after original publication due to the recalculation of seasonal factors each January. The indexes for September 2019 have been recalculated to incorporate late reports and corrections by respondents.

² PPI defines Total finished as including only the personal consumption and private capital investment portions of final demand.

Table 8. Producer price indexes for selected commodity groupings, not seasonally adjusted
[1982=100, unless otherwise indicated]

Grouping	Commodity code	Other index base	Index			Percent change to Jan. 2020 from:	
			Sept. 2019 ¹	Dec. 2019 ¹	Jan. 2020 ¹	Jan. 2019	Dec. 2019
Goods							
All commodities.....			198.4	199.2	199.4	0.2	0.1
Farm products, processed foods and feeds.....			190.7	195.6	196.8	2.8	0.6
Farm products.....	01		151.5	164.9	168.8	4.4	2.4
Processed foods and feeds.....	02		209.9	210.7	210.7	2.2	0.0
Industrial commodities.....			199.5	199.4	199.4	-0.4	0.0
Textile products and apparel.....	03		150.8	150.1	150.1	-0.8	0.0
Hides, skins, leather, and related products.....	04		165.5	164.1	166.6	-1.8	1.5
Fuels and related products and power.....	05		167.6	167.0	164.0	0.1	-1.8
Chemicals and allied products.....	06		285.1	284.1	286.6	-2.3	0.9
Rubber and plastic products.....	07		195.5	194.7	194.7	-1.4	0.0
Lumber and wood products.....	08		235.9	235.5	235.5	-0.6	0.0
Pulp, paper, and allied products.....	09		257.3	256.8	257.4	-1.9	0.2
Metals and metal products.....	10		217.9	216.8	220.0	-2.7	1.5
Machinery and equipment.....	11		143.5	143.8	144.7	1.3	0.6
Furniture and household durables.....	12		176.9	177.6	177.5	1.3	-0.1
Nonmetallic mineral products.....	13		254.1	253.2	257.4	2.2	1.7
Transportation equipment.....	14		182.3	183.7	183.3	0.2	-0.2
Miscellaneous products.....	15		275.9	277.2	277.9	3.0	0.3
Industrial commodities less fuels.....			206.1	206.1	207.3	-0.5	0.6
Other commodity groupings							
Petroleum products, refined.....	057		190.3	194.5	191.1	14.0	-1.7
Industrial chemicals.....	061		242.5	242.9	245.8	-5.4	1.2
Rubber and rubber products.....	071		180.0	178.9	179.5	-0.6	0.3
Lumber.....	081		210.9	209.0	208.9	-0.5	0.0
Iron and steel.....	101		212.3	206.0	211.7	-11.9	2.8
Nonferrous metals.....	102		244.5	247.8	254.0	4.9	2.5
General purpose machinery and equipment.....	114		247.8	248.4	249.5	2.0	0.4
Electrical machinery and equipment.....	117		116.9	117.0	118.1	1.2	0.9
Electronic components and accessories.....	1178		65.7	65.7	65.6	0.9	-0.2
Aircraft and aircraft equipment.....	142		277.5	278.3	279.0	1.2	0.3
Services and construction							
Transportation services.....	30	06/09	131.2	134.6	134.0	1.7	-0.4
Services related to transportation activities.....	31	06/09	117.8	117.8	115.2	0.9	-2.2
Warehousing, storage, and related activities.....	32	12/08	107.4	108.0	107.2	-0.3	-0.7
Publishing sales, excluding software.....	33	06/09	122.5	122.3	123.9	3.0	1.3
Software publishing.....	34	06/09	92.7	91.8	91.7	-1.1	-0.1
Network compensation from broadcast and cable television and radio.....	35	06/09	140.1	140.0	145.2	1.8	3.7
Advertising space and time sales.....	36	06/09	95.4	98.5	97.7	0.6	-0.8
Telecommunication, cable, and internet user services.....	37	06/09	103.0	102.9	103.7	2.2	0.8
Data processing and related services.....	38	06/09	102.6	102.0	102.7	2.3	0.7
Credit intermediation services (partial).....	39	06/09	94.4	88.8	90.9	-6.6	2.4
Investment services.....	40	06/09	181.5	176.0	178.0	4.4	1.1
Insurance and annuities.....	41	06/09	123.1	123.3	123.4	1.2	0.1
Commissions and fees from sales and administration of insurance policies (partial).....	42	06/09	107.9	108.2	108.4	0.8	0.2
Real estate services (partial).....	43	06/09	127.0	126.7	127.7	1.9	0.8
Rental and leasing of goods (partial).....	44	06/09	94.8	93.9	95.3	1.6	1.5
Professional services (partial).....	45	06/09	120.6	120.9	122.1	1.8	1.0
Employment services.....	46	06/09	115.0	118.2	115.2	1.3	-2.5
Travel arrangement services.....	47	06/09	106.7	102.9	101.9	-1.5	-1.0
Selected security services (partial).....	48	03/09	117.6	118.5	119.2	3.0	0.6
Cleaning and building maintenance services (partial).....	49	03/09	112.1	112.4	113.0	1.6	0.5
Waste collection and remediation services (partial).....	50	12/08	132.1	132.5	134.4	4.0	1.4
Health care services.....	51	06/09	121.5	122.2	122.9	2.4	0.6
Accommodation services.....	53	06/09	123.6	114.5	120.3	4.4	5.1
Food and beverages for immediate consumption services (partial).....	54	06/09	120.0	120.8	123.3	3.9	2.1
Repair and maintenance services (partial).....	55	06/09	130.7	130.7	132.2	2.2	1.1
Entertainment services (partial).....	56	06/09	116.1	115.4	115.5	-0.3	0.1
Wholesale trade services.....	57	06/09	123.0	123.3	123.5	2.4	0.2
Retail trade services.....	58	06/09	120.0	117.7	120.2	2.6	2.1
Metal treatment services.....	59	12/84	188.1	187.6	189.8	0.5	1.2
Mining services.....	60	06/85	231.7	230.5	230.3	-2.4	-0.1
Contract work on textile products, apparel, and leather.....	61	06/10	116.0	116.1	118.4	4.1	2.0
Construction (partial).....	80	06/09	123.3	123.7	124.7	3.5	0.8

¹ The indexes for September 2019 have been recalculated to incorporate late reports and corrections by respondents. All indexes are subject to revision 4 months after original publication.

"-" Data not available.

NOTE: The term "(partial)" denotes incomplete coverage of the index category.

Table 9. Producer price indexes and percent changes for commodity and service groupings and individual items, not seasonally adjusted
 [1982=100 unless otherwise indicated]

Commodity	Commodity code	Other index base	Index			Percent change to Jan. 2020 from:	
			Sept. 2019 ¹	Dec. 2019 ¹	Jan. 2020 ¹	Jan. 2019	Dec. 2019
Goods							
All commodities.....			198.4	199.2	199.4	0.2	0.1
Industrial commodities.....			199.5	199.4	199.4	-0.4	0.0
Farm products, processed foods and feeds.....			190.7	195.6	196.8	2.8	0.6
Farm products.....	01		151.5	164.9	168.8	4.4	2.4
Fruits & melons, fresh/dry vegs. & nuts.....	011		187.6	219.0	226.8	4.7	3.6
Fresh fruits and melons.....	0111		129.7	153.6	136.0	-9.3	-11.5
Citrus fruits.....	0111-01		239.6	257.8	244.6	-6.1	-5.1
Grapefruits.....	0111-0101		397.1	415.5	398.6	-15.2	-4.1
Lemons.....	0111-0104		310.9	277.8	263.0	-8.6	-5.3
Valencia oranges.....	0111-0105		152.0	-	-	-	-
Navel oranges.....	0111-0106		-	156.5	148.6	-2.5	-5.0
Tangerines.....	0111-0108	12/91	-	634.4	595.5	6.6	-6.1
Tangelos.....	0111-0110	12/17	-	-	112.5	-	-
Other fruits and berries.....	0111-02		118.1	137.8	117.4	-13.2	-14.8
Plums and fresh prunes.....	0111-0201	12/91	245.5	-	-	-	-
Nectarines.....	0111-0202	12/91	100.0	-	-	-	-
Avocados.....	0111-0205	12/91	255.0	302.8	382.5	-	26.3
Kiwifruit.....	0111-0206	12/91	-	165.4	157.7	21.9	-4.7
Granny Smith apples.....	0111-0208	12/91	170.4	130.0	126.9	-35.3	-2.4
Golden delicious apples.....	0111-0211	12/91	-	166.5	167.5	9.7	0.6
Red delicious apples.....	0111-0215		212.5	195.8	195.8	-8.8	0.0
McIntosh apples.....	0111-0216		-	182.7	182.7	-6.4	0.0
Peaches.....	0111-0219		217.1	-	-	-	-
Gala apples.....	0111-0220	03/15	98.9	69.8	69.8	-10.7	0.0
Pears.....	0111-0221		119.4	112.0	112.4	14.5	0.4
Strawberries.....	0111-0222		127.0	263.6	139.7	-35.9	-47.0
Raspberries.....	0111-0224	12/91	30.9	-	-	-	-
Blackberries.....	0111-0225	12/91	38.8	-	-	-	-
Cranberries.....	0111-0226	12/91	-	44.5	-	-	-
Blueberries.....	0111-0227	12/91	22.9	-	-	-	-
Grapes.....	0111-0228		125.2	132.1	132.1	10.2	0.0
Table grapes.....	0111-02281	12/11	118.2	141.8	-	-	-
Wine grapes.....	0111-02283	12/11	104.5	104.5	104.5	1.5	0.0
Juice grapes.....	0111-02284	01/16	116.0	116.0	116.0	0.0	0.0
Fuji apples.....	0111-0229	03/15	105.6	103.3	103.3	-7.7	0.0
Empire apples.....	0111-0230	10/15	-	104.2	104.2	3.7	0.0
Melons.....	0111-03	12/91	138.5	-	-	-	-
Cantaloupes.....	0111-0301		137.7	-	-	-	-
Honeydews.....	0111-0302	12/91	131.7	-	-	-	-
Watermelons.....	0111-0303	12/91	237.3	-	-	-	-
Fresh and dry vegetables.....	0113		196.9	250.1	306.1	21.4	22.4
Dry vegetables.....	0113-01		109.8	156.6	161.5	16.6	3.1
Dry beans.....	0113-011	09/15	78.1	123.7	130.1	30.4	5.2
Dry pinto beans.....	0113-0110	12/91	-	345.5	375.6	54.2	8.7
Dry great northern beans.....	0113-0111	12/91	-	384.1	384.1	52.2	0.0
Dry pea beans.....	0113-0113		-	181.0	190.9	39.2	5.5
Dry kidney beans.....	0113-0114	12/11	-	104.6	104.6	18.3	0.0
Dry small red beans.....	0113-0115	12/11	-	56.3	-	-	-
Dry garbanzo beans.....	0113-0116	12/11	30.9	33.5	33.6	-19.6	0.3
Dry black beans.....	0113-0117	09/15	-	118.7	118.7	-2.1	0.0
Dry peas and lentils.....	0113-012	09/15	62.5	74.9	74.3	-4.1	-0.8
Dry peas.....	0113-0120	12/91	163.1	190.7	194.7	-5.2	2.1
Dry lentils.....	0113-0121	12/91	108.1	137.8	127.1	-1.0	-7.8
Fresh vegetables, except potatoes.....	0113-02		191.6	261.5	345.5	16.8	32.1
Cabbage.....	0113-0211		190.8	244.5	223.8	-54.5	-8.5
Carrots.....	0113-0212		185.6	216.8	207.4	18.6	-4.3
Celery.....	0113-0213		182.4	330.2	218.0	-59.9	-34.0
Sweet corn.....	0113-0214		139.6	358.9	231.3	86.4	-35.6
Lettuce.....	0113-0215		200.5	319.3	459.5	46.9	43.9
Dry onions.....	0113-0216		130.1	127.9	157.8	-10.1	23.4
Tomatoes.....	0113-0217		256.2	402.2	613.6	52.5	52.6
Snap beans.....	0113-0218		178.2	462.9	323.8	33.0	-30.0
Broccoli.....	0113-0222	12/91	246.1	133.5	245.6	-7.6	84.0
Cauliflower.....	0113-0223	12/91	76.4	51.2	125.8	-21.9	145.7
Spinach.....	0113-0224	12/91	430.6	478.7	768.1	-4.2	60.5

See footnotes at end of table.

Table 9. Producer price indexes and percent changes for commodity and service groupings and individual items, not seasonally adjusted — Continued
 [1982=100 unless otherwise indicated]

Commodity	Commodity code	Other index base	Index			Percent change to Jan. 2020 from:	
			Sept. 2019 ¹	Dec. 2019 ¹	Jan. 2020 ¹	Jan. 2019	Dec. 2019
Greens.....	0113-0225	12/91	209.6	198.2	193.8	-45.0	-2.2
Endive.....	0113-0226	12/91	441.0	527.8	543.6	12.5	3.0
Green peppers.....	0113-0228	12/91	188.2	241.9	662.6	18.7	173.9
Eggplant.....	0113-0229	12/91	204.2	205.6	249.6	-50.8	21.4
Squash.....	0113-0231	12/91	210.2	117.0	166.8	-52.2	42.6
Beets.....	0113-0232	12/91	130.7	-	140.2	32.1	-
Cucumbers.....	0113-0234	12/91	277.8	342.6	-	-	-
Artichokes.....	0113-0235	12/11	94.0	250.6	300.6	58.8	20.0
Pumpkins.....	0113-0236	12/11	142.4	-	-	-	-
Sweet potatoes.....	0113-03		195.7	160.4	162.1	18.6	1.1
Sweet potatoes.....	0113-0301	12/91	126.5	103.7	104.8	18.6	1.1
Potatoes.....	0113-06	12/11	124.1	137.7	139.7	42.4	1.5
Round white potatoes.....	0113-0602	12/91	-	224.3	224.3	24.2	0.0
Russet potatoes.....	0113-0603	12/91	214.4	224.0	229.6	43.6	2.5
Round red potatoes.....	0113-0604	12/91	225.7	295.4	275.7	65.1	-6.7
Round yellow potatoes.....	0113-0605	09/15	154.2	159.2	159.2	39.2	0.0
Tree nuts.....	0119		1,472.7	1,415.8	1,415.8	1.8	0.0
Tree nuts.....	0119-01		1,472.7	1,415.8	1,415.8	1.8	0.0
Pecans.....	0119-0101		712.7	712.7	712.7	0.0	0.0
Almonds.....	0119-0102	12/91	431.7	405.7	405.7	0.9	0.0
Filberts.....	0119-0103	12/91	241.8	241.8	241.8	-8.4	0.0
Walnuts.....	0119-0104	12/91	191.2	254.2	254.2	45.3	0.0
Macadamias.....	0119-0105	12/91	501.8	501.8	501.8	8.2	0.0
Pistachios.....	0119-0106	12/91	290.3	254.2	254.2	-12.4	0.0
Grains.....	012		142.1	149.9	158.6	10.0	5.8
Wheat.....	0121		125.3	141.1	155.9	4.8	10.5
Wheat.....	0121-01		125.3	141.1	155.9	4.8	10.5
Hard red winter wheat.....	0121-0101		107.4	117.6	137.2	-0.9	16.7
Hard red spring wheat.....	0121-0102		140.5	165.5	174.5	1.5	5.4
Soft white wheat.....	0121-0103		134.3	137.1	144.3	-0.6	5.3
Soft red winter wheat.....	0121-0104		146.0	172.8	190.3	23.0	10.1
Hard amber durum wheat.....	0121-0105	12/84	142.4	171.3	163.4	19.3	-4.6
Other grains.....	0122		148.0	153.9	161.2	11.8	4.7
Barley.....	0122-01		176.4	177.9	179.2	-4.4	0.7
Barley.....	0122-0101		176.4	177.9	179.2	-4.4	0.7
Corn.....	0122-02		145.1	151.0	158.1	12.2	4.7
Corn.....	0122-0205		145.1	151.0	158.1	12.2	4.7
Oats.....	0122-03		186.4	190.2	206.2	3.9	8.4
Oats.....	0122-0311		186.4	190.2	206.2	3.9	8.4
Sorghum.....	0122-05	12/91	127.8	132.7	138.3	4.0	4.2
Sorghum.....	0122-0501	12/91	127.8	132.7	138.3	4.0	4.2
Rough rice.....	0123	12/91	96.4	96.4	97.7	6.4	1.3
Rough rice.....	0123-01	12/91	96.4	96.4	97.7	6.4	1.3
Rough rice.....	0123-0103	12/04	163.9	163.9	166.2	6.5	1.4
Long grain rough rice.....	0123-01031	09/15	102.8	106.4	108.9	8.9	2.3
Medium/short grain rough rice.....	0123-01032	09/15	110.8	101.3	100.0	0.0	-1.3
Slaughter livestock.....	013		135.3	147.9	152.7	2.1	3.2
Slaughter cattle.....	0131		153.2	172.7	179.7	1.9	4.1
Slaughter steers and heifers.....	0131-01		152.1	182.5	189.3	0.6	3.7
Slaughter steers and heifers.....	0131-0199	12/91	144.1	172.9	179.4	0.6	3.8
Slaughter cows and bulls.....	0131-02		141.0	121.4	129.0	9.8	6.3
Slaughter cows and bulls.....	0131-0299	12/91	126.8	109.2	116.0	9.7	6.2
Slaughter vealers.....	0131-03		70.9	69.5	69.8	-1.0	0.4
Slaughter vealers.....	0131-0399	12/91	61.2	60.1	60.3	-1.0	0.3
Slaughter hogs.....	0132		76.1	74.4	74.2	2.8	-0.3
Slaughter barrows and gilts.....	0132-01		75.9	74.0	74.4	3.3	0.5
Slaughter barrows and gilts.....	0132-0199	12/91	114.8	111.9	112.5	3.4	0.5
Slaughter sows.....	0132-02		66.8	73.1	53.1	-18.2	-27.4
Slaughter sows.....	0132-0299	12/91	116.0	126.9	92.2	-18.2	-27.3
Slaughter lambs.....	0133		269.9	302.9	342.3	10.2	13.0
Slaughter lambs.....	0133-01		269.9	302.9	342.3	10.2	13.0
Slaughter lambs.....	0133-0199	12/91	311.2	349.3	394.7	10.2	13.0
Slaughter poultry.....	014		196.7	220.2	235.5	-6.9	6.9
Slaughter chickens.....	0141		197.8	225.6	245.0	-10.5	8.6
Broilers and other meat type chickens.....	0141-02		200.5	228.7	248.4	-10.5	8.6

See footnotes at end of table.

Table 9. Producer price indexes and percent changes for commodity and service groupings and individual items, not seasonally adjusted — Continued
 [1982=100 unless otherwise indicated]

Commodity	Commodity code	Other index base	Index			Percent change to Jan. 2020 from:	
			Sept. 2019 ¹	Dec. 2019 ¹	Jan. 2020 ¹	Jan. 2019	Dec. 2019
Slaughter chickens.....	0141-0299	12/91	193.1	220.2	239.2	-10.5	8.6
Slaughter turkeys.....	0142		191.3	201.0	201.5	14.7	0.2
Slaughter turkeys.....	0142-01		191.3	201.0	201.5	14.7	0.2
Slaughter turkeys.....	0142-0199	12/91	174.1	182.9	183.4	14.7	0.3
Slaughter ducks.....	0143	12/91	254.7	254.7	254.7	0.4	0.0
Slaughter ducks.....	0143-01	12/91	254.7	254.7	254.7	0.4	0.0
Slaughter ducks.....	0143-0199	12/91	254.7	254.7	254.7	0.4	0.0
Raw cotton.....	015		91.5	100.1	108.3	-1.5	8.2
Raw cotton.....	0151		90.6	99.1	107.2	-1.4	8.2
Raw cotton.....	0151-01		90.6	99.1	107.2	-1.4	8.2
Raw cotton.....	0151-0101		90.6	99.1	107.2	-1.4	8.2
Upland cotton.....	0151-01011	09/15	91.6	101.1	109.9	-0.9	8.7
Pima cotton.....	0151-01012	09/15	72.0	67.4	66.7	-11.5	-1.0
Raw milk.....	016		147.2	147.5	145.0	14.5	-1.7
Raw milk.....	0161		147.8	148.1	145.6	14.5	-1.7
Raw milk.....	0161-01		147.8	148.1	145.6	14.5	-1.7
Raw milk.....	0161-0102		147.8	148.1	145.6	14.5	-1.7
Chicken eggs.....	017		137.8	173.4	99.8	-24.0	-42.4
Chicken eggs.....	0171		137.8	173.4	99.8	-24.0	-42.4
Eggs for fresh use.....	0171-07	12/91	122.4	153.6	99.5	-22.1	-35.2
Eggs, jumbo.....	0171-0701	12/84	153.5	166.8	125.4	-15.2	-24.8
Eggs, extra large.....	0171-0702	12/84	156.3	179.0	112.0	-28.5	-37.4
Eggs, large.....	0171-0703		152.8	194.4	120.5	-25.3	-38.0
Eggs, medium.....	0171-0704	12/84	99.1	139.1	111.3	6.1	-20.0
Eggs, small.....	0171-0705	12/84	68.4	100.6	100.6	8.4	0.0
Breaker stock and checks and undergrades.....	0171-08	12/91	111.0	140.4	55.1	-31.2	-60.8
Breaker stock.....	0171-0801	12/91	110.2	137.6	56.1	-31.1	-59.2
Checks and undergrades.....	0171-0802	12/91	120.7	171.4	44.1	-34.0	-74.3
Hay, hayseeds, and oilseeds.....	018		180.9	190.1	197.0	8.2	3.6
Hay and hayseeds.....	0181		326.6	328.0	325.5	-2.3	-0.8
Hay and hayseeds.....	0181-01		326.6	328.0	325.5	-2.3	-0.8
Alfalfa hay.....	0181-0101		308.4	310.6	328.6	3.3	5.8
All other hay.....	0181-0102	09/15	120.8	120.9	111.0	-8.8	-8.2
Oilseeds.....	0183		156.8	166.4	174.1	10.7	4.6
Oilseeds.....	0183-01		156.8	166.4	174.1	10.7	4.6
Peanuts.....	0183-0111		95.1	95.8	105.5	20.8	10.1
Cottonseed.....	0183-0121		230.3	197.7	207.8	13.7	5.1
Soybeans.....	0183-0131		141.6	151.8	158.5	10.4	4.4
Flaxseed.....	0183-0151	12/91	199.3	189.3	204.4	-8.6	8.0
Sunflower.....	0183-0161	12/91	262.5	269.7	287.9	17.2	6.7
Canola.....	0183-0171	12/11	63.3	69.9	74.2	1.0	6.2
Miscellaneous oil crops.....	0183-0181	09/15	120.1	121.1	121.1	0.6	0.0
Processed foods and feeds.....	02		209.9	210.7	210.7	2.2	0.0
Cereal and bakery products.....	021		255.7	257.6	258.1	0.9	0.2
Bakery products.....	0211		292.1	292.9	293.1	0.8	0.1
Bread (white, wheat, rye, etc.), including frozen.....	0211-02	06/06	142.6	143.8	143.2	0.1	-0.4
Bread (white, wheat, rye, etc.), including frozen.....	0211-0201	06/06	142.6	143.8	143.2	0.1	-0.4
White pan bread.....	0211-020111	12/11	112.7	113.8	112.9	-0.2	-0.8
White hearth bread (French, Italian, etc.).....	0211-020112	12/11	119.7	119.9	119.8	1.4	-0.1
Dark wheat breads (whole wheat, cracked wheat, multigrain, etc.).....	0211-020113	12/11	110.6	112.3	112.8	-0.3	0.4
Other variety breads (rye, unleavened, raisin, potato, self-rising, salt-free, canned, etc.).....	0211-020114	12/11	113.0	113.3	112.7	0.5	-0.5
Rolls (bread-type), muffins, bagels, and croissants.....	0211-05		307.3	305.4	308.6	1.0	1.0
Rolls (bread-type), muffins, bagels, and croissants.....	0211-0505	06/06	149.9	149.0	150.5	0.9	1.0
Rolls, hamburger and wiener.....	0211-050501	12/11	117.9	117.5	118.6	-1.1	0.9
All other rolls, bread-type (incl. muffins, bagels, and croissants).....	0211-050502	12/11	117.1	116.0	117.4	3.5	1.2
Other sweet goods, excluding frozen.....	0211-07		287.6	289.9	290.3	2.7	0.1
Other sweet goods, excluding frozen.....	0211-0703	06/99	178.8	180.2	180.5	2.7	0.2
Soft cakes, excluding frozen.....	0211-08		329.4	331.4	330.8	0.5	-0.2
Soft cakes, excluding frozen.....	0211-0803	06/99	169.0	170.0	169.7	0.5	-0.2
Pies (fruit, cream, and custard), excluding frozen.....	0211-09		332.6	346.8	339.7	-1.5	-2.0
Pies (fruit, cream, and custard), excluding frozen.....	0211-0903	06/99	167.4	174.6	171.0	-1.6	-2.1
Cookies, crackers, and related products.....	0211-21		239.2	239.3	239.1	0.1	-0.1
Cookies, wafers, and ice cream cones and cups (excluding frozen).....	0211-2103	06/83	220.8	220.8	220.6	0.2	-0.1

See footnotes at end of table.

Table 9. Producer price indexes and percent changes for commodity and service groupings and individual items, not seasonally adjusted — Continued
 [1982=100 unless otherwise indicated]

Commodity	Commodity code	Other index base	Index			Percent change to Jan. 2020 from:	
			Sept. 2019 ¹	Dec. 2019 ¹	Jan. 2020 ¹	Jan. 2019	Dec. 2019
Crackers, biscuits, and related products.....	0211-2104	06/83	249.7	249.8	249.8	0.1	0.0
Crackers, biscuits, and related products.....	0211-21042	12/11	101.0	101.0	101.0	0.1	0.0
Retail bakery products.....	0211-30	06/14	123.9	124.2	124.3	3.2	0.1
Retail bakery products.....	0211-3001	06/14	123.9	124.2	124.3	3.2	0.1
Flour and flour base mixes and doughs.....	0212		190.4	194.7	196.4	1.2	0.9
Wheat flour.....	0212-03		187.4	196.5	200.0	1.5	1.8
Wheat flour.....	0212-0301	06/83	182.9	191.8	195.3	1.5	1.8
Flour base mixes and doughs.....	0212-04		194.4	194.4	194.4	1.0	0.0
Flour base mixes and doughs.....	0212-0401	06/83	204.3	204.2	204.3	1.0	0.0
Prepared flour mixes, including refrigerated and frozen doughs and batters, made in flour mills.....	0212-04011	12/11	103.2	103.2	103.2	1.1	0.0
Cake mixes, including gingerbread, made from purchased flour.....	0212-04012	12/11	81.6	81.6	—	—	—
Flour mixes, excluding cake mixes, made from purchased flour.....	0212-04013	12/11	104.4	104.4	104.4	1.1	0.0
Milled rice and byproducts.....	0213		206.5	208.5	211.1	2.9	1.2
Head rice.....	0213-01		214.3	216.7	220.0	3.5	1.5
Head rice.....	0213-0106	06/03	207.5	209.8	213.1	3.5	1.6
Head rice not packaged with other ingredients.....	0213-01066	12/11	95.2	96.2	97.8	3.7	1.7
Milled rice (incl second heads, screenings, brewers, bran, sharps, rice flour, and byproducts).....	0213-02	06/84	131.6	131.7	131.7	0.1	0.0
Milled rice (incl second heads, screenings, brewers, bran, sharps, rice flour, and byproducts).....	0213-0201	06/84	131.6	131.7	131.7	0.1	0.0
Cereal and pasta products.....	0214		235.4	236.4	235.5	0.2	-0.4
Dry macaroni, spaghetti, and egg noodle products, made from purchased flour....	0214-02	06/85	202.0	203.5	204.5	2.5	0.5
Dry macaroni, spaghetti, and egg noodle products, made from purchased flour....	0214-0203	12/02	166.3	167.4	168.3	2.4	0.5
Dry macaroni, spaghetti, and egg noodle products, made from purchased flour.....	0214-020303	06/09	112.1	112.8	113.4	2.4	0.5
Cereal and mill products, other than flour.....	0214-09	06/85	225.3	226.1	224.8	-0.4	-0.6
Manufactured starch, made by wet milling.....	0214-0907	06/85	222.1	224.5	221.1	0.1	-1.5
Wheat mill products, corn mill products, and other grain mill products except flour.....	0214-0908	06/98	179.9	181.4	178.2	-1.8	-1.8
Wheat mill products, except flour.....	0214-09081	12/09	90.5	109.8	101.0	5.5	-8.0
Corn mill products.....	0214-09082	12/09	118.8	113.9	113.3	-4.5	-0.5
Other grain mill products.....	0214-09083	12/09	113.3	112.4	112.9	-0.1	0.4
Breakfast cereal.....	0214-0909	12/11	109.5	109.5	109.5	0.0	0.0
Meats, poultry, and fish.....	022		187.1	186.0	185.1	3.1	-0.5
Meats.....	0221		185.1	184.7	182.3	4.6	-1.3
Beef and veal products, fresh or frozen.....	0221-01		207.1	200.9	195.6	-3.3	-2.6
Beef, fresh/frozen variety meats, not canned or made into sausage, made in slaughtering plants.....	0221-0126	06/08	143.7	133.2	141.6	9.3	6.3
Veal, fresh or frozen, not canned or sausage, made in slaughtering plants.....	0221-0129	12/88	115.1	121.2	—	—	—
Beef, fresh/frozen whole/half carcass, not canned or made into sausage, misp...	0221-0131	06/08	133.5	135.0	135.5	2.6	0.4
Beef, fresh/frozen, primal and subprimal cuts, made in slaughtering plants.....	0221-0133	12/95	180.3	174.6	169.1	-4.2	-3.2
Lamb/mutton, fresh or frozen, not canned or made into sausage, made in slaughtering plants.....	0221-03		294.2	294.7	294.7	-5.1	0.0
Lamb/mutton, fresh or frozen, not canned or made into sausage, made in slaughtering plants.....	0221-0321	12/88	235.3	235.7	235.7	-5.1	0.0
Pork products, fresh, frozen, or processed, except sausage.....	0221-04		149.4	156.9	155.1	14.9	-1.1
Pork, fresh/frozen, unprocessed, all cuts, except sausage, made in slaughtering plants.....	0221-0444	06/01	101.7	111.5	107.7	23.1	-3.4
Pork, processed or cured, not canned or made into sausage.....	0221-0447	06/01	151.0	150.3	153.3	6.2	2.0
Pork, processed or cured, not canned or made into sausage, made in slaughtering plants.....	0221-04471	06/08	141.8	142.7	149.8	5.9	5.0
Pork, processed or cured, not canned or made into sausage, mfpc.....	0221-04472	06/08	137.9	136.9	138.4	6.4	1.1
Pork, sweet-pickled, dry-cured, or dry salt, not canned or made into sausage, mfpc.....	0221-044721	09/16	93.1	100.0	103.1	9.8	3.1
Smoked hams and picnics, excluding canned, made from purchased carcasses.....	0221-044722	12/11	114.2	114.7	120.5	13.8	5.1
Smoked slab bacon, made from purchased carcasses.....	0221-044723	09/16	134.0	121.3	119.3	3.5	-1.6
Smoked sliced bacon, made from purchased carcasses.....	0221-044724	12/11	126.0	122.9	118.2	-4.8	-3.8
Other smoked pork, not canned or made into sausage, made from purchased carcasses.....	0221-044725	12/11	90.3	91.7	91.6	6.9	-0.1
Boiled ham, barbecue pork, and other cooked pork, excluding canned meats and sausage, mfpc.....	0221-044726	12/11	104.2	105.8	112.1	28.7	6.0
Other meats, fresh, frozen, or canned.....	0221-05		178.5	177.3	177.7	7.9	0.2
Fresh/processed sausage, deli & cooked meats, etc.....	0221-0503	06/01	164.2	159.6	159.9	4.9	0.2
Fresh and processed sausage, deli, and cooked meats, made in slaughtering plants.....	0221-05031	06/08	183.1	175.3	172.4	5.8	-1.7
Fresh and processed sausage, deli, and cooked meats, mfpc.....	0221-05032	06/08	140.2	137.0	138.0	4.5	0.7
Fresh sausage (pork sausage, breakfast links, etc.), excluding canned, mfpc..	0221-050321	12/11	116.4	116.3	116.0	4.5	-0.3

See footnotes at end of table.

Table 9. Producer price indexes and percent changes for commodity and service groupings and individual items, not seasonally adjusted — Continued
 [1982=100 unless otherwise indicated]

Commodity	Commodity code	Other index base	Index			Percent change to Jan. 2020 from:	
			Sept. 2019 ¹	Dec. 2019 ¹	Jan. 2020 ¹	Jan. 2019	Dec. 2019
Dry or semidry sausage (salami, cervelat, pepperoni, summer sausage, pork roll, etc), mfpc.....	0221-050322	12/11	113.3	106.3	107.9	3.5	1.5
Frankfurters, including wieners, excluding canned, made from purchased carcasses.....	0221-050323	12/11	110.6	112.0	112.6	9.7	0.5
Other sausage (smoked or cooked) & jellied goods & similar preparations, excluding canned, mfpc.....	0221-050324	12/11	117.4	115.5	116.6	2.4	1.0
Boxed meat (beef, pork, lamb, etc.), made from purchased carcasses.....	0221-0504	06/08	110.3	107.1	112.5	2.4	5.0
Canned meats, excluding dog, cat, and baby food.....	0221-0579	12/88	200.1	195.1	200.1	19.9	2.6
Canned meats, excluding dog, cat, and baby food, mfpc.....	0221-05792	06/08	157.7	153.9	157.7	21.1	2.5
Frozen ground meat patties and other processed, frozen, or cooked meats, mfpc.....	0221-0586	12/01	134.2	137.9	134.8	11.4	-2.2
Processed poultry.....	0222		153.1	150.1	150.8	0.1	0.5
Young chickens, including bulk, chilled, frozen, whole, and in parts.....	0222-03		161.4	158.5	162.1	1.6	2.3
Young chickens, including bulk, chilled, frozen, whole, and in parts.....	0222-0333	12/90	159.4	156.6	160.2	1.6	2.3
Turkeys, including frozen, whole, and in parts.....	0222-06		151.2	150.8	149.6	6.6	-0.8
Turkeys, including frozen, whole, and in parts.....	0222-0611	12/90	150.1	149.7	148.5	6.6	-0.8
Canned, cooked, smoked or prepared poultry.....	0222-08		141.5	137.3	134.5	-4.1	-2.0
Canned, cooked, smoked or prepared poultry.....	0222-0811	12/90	116.3	112.8	110.5	-4.2	-2.0
Chicken hens and other poultry/small game.....	0222-09	12/90	74.6	74.7	77.3	3.1	3.5
Other poultry/small game (duck, goose, rabbit, etc.).....	0222-0911	12/90	141.6	142.3	147.2	2.1	3.4
Unprocessed and prepared seafood.....	0223		350.5	353.8	362.1	2.3	2.3
Unprocessed finfish.....	0223-01		681.9	714.5	778.8	8.3	9.0
Haddock.....	0223-0101		285.1	259.7	291.7	18.3	12.3
Halibut.....	0223-0102		762.0	854.4	1,049.1	-7.6	22.8
Flounder.....	0223-0131	12/91	210.5	203.6	321.5	37.6	57.9
Cod.....	0223-0132	12/91	104.2	124.7	168.8	82.1	35.4
Pollock.....	0223-0133	12/91	214.9	224.1	200.0	133.4	-10.8
Tuna.....	0223-0136	01/16	90.6	94.8	98.1	2.0	3.5
Other finfish.....	0223-0199	12/91	514.2	537.7	594.9	-16.6	10.6
Canned seafood (including soups, stews, and chowders).....	0223-04		213.7	215.3	209.3	7.7	-2.8
Canned seafood (including soups, stews, and chowders).....	0223-0429	12/84	242.2	243.9	237.2	7.7	-2.7
Unprocessed shellfish.....	0223-05	12/91	205.3	198.1	207.2	-0.4	4.6
Shrimp.....	0223-0501	12/91	107.2	101.3	109.6	9.5	8.2
Crabs.....	0223-0502	12/91	255.9	224.0	-	-	-
Lobsters.....	0223-0503	12/91	196.4	194.4	202.5	20.5	4.2
Clams.....	0223-0504	12/91	237.8	232.2	245.9	12.3	5.9
Oysters.....	0223-0505	01/16	114.6	116.9	108.2	0.3	-7.4
Sea scallops.....	0223-0506	01/16	74.7	79.2	85.6	-4.4	8.1
Mussels.....	0223-0507	01/16	100.0	106.9	106.9	6.9	0.0
Prepared fresh and frozen seafood.....	0223-06	12/11	102.8	103.6	103.0	-0.6	-0.6
Prepared fresh fish/seafood, inc. surimi/surimi-based products.....	0223-0601	12/11	109.0	110.4	107.0	-2.3	-3.1
Prepared frozen fish.....	0223-0602	12/11	104.9	104.5	104.5	-1.8	0.0
Prepared frozen shellfish.....	0223-0603	12/11	109.0	111.2	111.2	2.8	0.0
Other prepared fresh and frozen seafood.....	0223-0604	12/11	72.2	72.8	74.4	0.1	2.2
Dairy products.....	023		205.1	207.3	204.8	6.3	-1.2
Fluid milk products.....	0231		240.1	243.6	242.7	6.6	-0.4
Packaged fluid milk and related products.....	0231-03	12/82	242.7	251.5	251.3	11.5	-0.1
Fluid whole milk.....	0231-0301		230.7	239.5	238.5	11.5	-0.4
Reduced fat and lowfat milk (1/2-2).....	0231-0302	12/82	252.1	266.5	267.3	15.1	0.3
Fat free or skim milk.....	0231-0303	12/82	247.4	264.3	267.3	19.5	1.1
Other fluid milk related products, packaged, incl. cartons, bottles, cans, and dispenser cans.....	0231-0304	12/82	253.7	245.0	242.5	-0.8	-1.0
Cottage cheese.....	0231-04	12/82	258.0	260.3	261.3	4.0	0.4
Cottage cheese.....	0231-0401	12/82	258.0	260.3	261.3	4.0	0.4
Other milk products.....	0231-05	12/82	203.9	206.2	206.0	3.0	-0.1
Other milk products.....	0231-0501	12/82	203.9	206.2	206.0	3.0	-0.1
Yogurt, excluding frozen.....	0231-05011	12/11	104.5	104.5	104.5	0.5	0.0
Other packaged milk products.....	0231-05012	12/11	114.2	118.9	118.6	9.7	-0.3
Bulk fluid milk and cream.....	0231-06	12/91	187.1	179.5	176.4	-1.4	-1.7
Bulk fluid milk and cream.....	0231-0601	12/91	187.1	179.5	176.4	-1.4	-1.7
Butter.....	0232		158.5	139.6	139.8	-13.0	0.1
Butter.....	0232-01		158.5	139.6	139.8	-13.0	0.1
Butter.....	0232-0114	06/84	158.2	139.3	139.5	-13.0	0.1
Natural, processed, and imitation cheese.....	0233		175.3	181.0	175.9	12.8	-2.8
Natural cheese, except cottage cheese.....	0233-02		168.1	169.9	167.8	12.4	-1.2
Natural cheese, except cottage cheese.....	0233-0212	06/88	184.4	186.4	184.1	12.5	-1.2
Natural cheese, except lowfat, shipped in consumer packages or containers (3 lbs or less).....	0233-02121	12/07	121.1	121.9	122.2	4.0	0.2

See footnotes at end of table.

Table 9. Producer price indexes and percent changes for commodity and service groupings and individual items, not seasonally adjusted — Continued
 [1982=100 unless otherwise indicated]

Commodity	Commodity code	Other index base	Index			Percent change to Jan. 2020 from:	
			Sept. 2019 ¹	Dec. 2019 ¹	Jan. 2020 ¹	Jan. 2019	Dec. 2019
Natural cheese, except lowfat, shipped in packages or containers (more than 3 lbs) or bulk.....	0233-02122	12/07	93.4	95.1	92.9	20.3	-2.3
Lowfat natural cheese, except cottage cheese, shipped in consumer packages (3 lbs. or less).....	0233-02123	06/10	114.1	113.9	112.9	-0.8	-0.9
Lowfat natural cheese, except cottage cheese, shipped in packages (more than 3 lbs.) or in bulk.....	0233-02124	06/10	135.4	132.9	131.5	28.9	-1.1
Process cheese and related products.....	0233-03		172.9	195.8	177.4	15.7	-9.4
Process cheese and related products.....	0233-0312	06/88	183.8	208.1	188.6	15.7	-9.4
Process cheese, shipped in consumer packages or containers (3 lbs. or less).....	0233-03121	06/10	122.2	133.2	120.6	7.4	-9.5
All other process cheese and related products.....	0233-03122	06/10	128.0	149.5	135.6	23.3	-9.3
Process cheese shipped in packages or containers (more than 3 lbs.) or in bulk.....	0233-031221	06/10	124.7	143.2	144.3	31.9	0.8
Cheese food, spread, and other related products.....	0233-031225	12/11	104.3	124.3	98.7	12.8	-20.6
Cheese substitutes and imitations.....	0233-04	06/88	260.1	256.4	254.7	-5.3	-0.7
Cheese substitutes and imitations.....	0233-0401	06/88	260.1	256.4	254.7	-5.3	-0.7
Raw liquid whey.....	0233-07	12/04	150.4	130.7	146.6	-9.1	12.2
Raw liquid whey.....	0233-0701	12/04	150.4	130.7	146.6	-9.1	12.2
Ice cream and frozen desserts.....	0234		242.3	241.1	238.0	1.5	-1.3
Ice cream and frozen desserts.....	0234-02	06/83	239.0	237.9	234.8	1.6	-1.3
Ice Cream and frozen desserts.....	0234-0201	06/83	239.0	237.9	234.8	1.6	-1.3
Ice cream, excl. lowfat and nonfat (incl. custards), shipped in bulk (containers 3 gal or more).....	0234-02011	12/11	116.8	116.5	114.3	2.9	-1.9
Ice cream, incl. custards (excl. lowfat and nonfat) shipped in sizes less than 3 gallons.....	0234-02012	12/11	111.2	109.3	107.5	-0.6	-1.6
Ice cream, including custards (excluding lowfat and nonfat), novelty forms.....	0234-02013	12/11	114.8	116.1	114.3	4.6	-1.6
Ice cream, including custards, lowfat and nonfat.....	0234-02014	12/11	106.2	107.0	105.2	-0.9	-1.7
Other frozen desserts (yogurt, sherbet, water ices, mellorine, frozen pudding, gelato, etc.).....	0234-02015	12/11	115.1	114.9	115.5	4.3	0.5
Dry, condensed, and evaporated milk products.....	0235		166.9	166.0	167.7	-0.8	1.0
Dry milk products, including feed grade.....	0235-02	12/83	144.1	141.9	145.2	-3.2	2.3
Dry milk products, including feed grade.....	0235-0201	12/83	144.1	141.9	145.2	-3.2	2.3
Liquid milk products.....	0235-03	12/83	201.5	204.1	202.1	3.2	-1.0
Consumer-type canned milk products.....	0235-0301	12/83	252.1	255.0	252.5	1.9	-1.0
Bulk liquid milk products, including feed grade.....	0235-0303	12/83	117.0	119.4	118.1	11.5	-1.1
Ice cream mixes and related products.....	0235-05	06/02	125.3	124.7	123.7	1.8	-0.8
Ice cream mixes and related products.....	0235-0502	06/02	125.3	124.7	123.7	1.8	-0.8
Processed fruits and vegetables.....	024		209.5	207.7	208.9	-0.4	0.6
Canned fruits and juices.....	0241		223.1	218.2	219.7	-2.4	0.7
Canned fruits, excluding baby foods.....	0241-01		226.8	225.6	228.6	5.1	1.3
Canned fruits, excluding baby foods.....	0241-0105	12/87	199.8	198.7	201.4	5.1	1.4
Canned and fresh fruit juices, nectars, and concentrates.....	0241-02		224.9	218.1	218.9	-5.8	0.4
Canned and fresh fruit juices, nectars, and concentrates.....	0241-0239	12/87	185.2	179.5	180.2	-5.8	0.4
Frozen fruits, juices and ades.....	0242		203.9	182.0	178.1	-16.9	-2.1
Frozen fruits.....	0242-02		220.1	221.6	221.7	2.0	0.0
Frozen fruits.....	0242-0209	12/90	207.7	209.2	209.2	1.9	0.0
Frozen juices, ades, drinks, and cocktails.....	0242-03		199.1	159.0	152.0	-30.8	-4.4
Frozen concentrated orange juice, consumer and institutional.....	0242-0301		179.7	129.7	118.4	-44.6	-8.7
Frozen concentrated juices, excluding orange juice.....	0242-0314	06/05	83.4	74.5	74.5	-10.1	0.0
Canned vegetables and juices.....	0244		178.0	181.5	180.5	2.3	-0.6
Canned vegetables and juices.....	0244-01		178.0	181.5	180.5	2.3	-0.6
Canned vegetables.....	0244-0102	12/87	193.5	198.4	196.3	1.6	-1.1
Canned catsup and other tomato based sauces.....	0244-0127	12/87	159.5	161.6	161.1	2.5	-0.3
Canned vegetable juices.....	0244-0139	12/87	145.8	151.7	150.8	2.9	-0.6
Frozen vegetables.....	0245		214.4	215.2	216.5	2.3	0.6
Frozen potato products (French-fried, patties, puffs, etc.).....	0245-02	12/90	208.3	208.3	209.5	0.7	0.6
Frozen potato products (French-fried, patties, puffs, etc.).....	0245-0202		262.3	262.4	263.8	0.7	0.5
Frozen vegetables, other than potato products.....	0245-05	12/90	154.3	155.7	156.6	4.5	0.6
Frozen vegetables, other than potato products.....	0245-0509	06/97	151.6	152.9	153.8	4.6	0.6
Dried and dehydrated food.....	0248	12/03	174.2	171.9	178.0	1.4	3.5
Dried and dehydrated food.....	0248-01	12/03	174.2	171.9	178.0	1.4	3.5
Dried and dehydrated food.....	0248-0101	12/03	174.2	171.9	178.0	1.4	3.5
Soup mixes (dried/dehydrated/freeze-dried) and bouillon.....	0248-010101	12/11	86.7	-	-	-	-
Dried and dehydrated fruits and vegetables incl. freeze-dried.....	0248-010102	12/11	114.9	113.1	118.5	2.1	4.8
Sugar and confectionery.....	025		225.6	227.7	226.3	3.1	-0.6
Raw cane sugar and sugar cane mill products and by-products.....	0252		157.2	161.2	162.8	3.5	1.0
Raw cane sugar and sugarcane mill products and by-products.....	0252-01		157.2	161.2	162.8	3.5	1.0

See footnotes at end of table.

Table 9. Producer price indexes and percent changes for commodity and service groupings and individual items, not seasonally adjusted — Continued
 [1982=100 unless otherwise indicated]

Commodity	Commodity code	Other index base	Index			Percent change to Jan. 2020 from:	
			Sept. 2019 ¹	Dec. 2019 ¹	Jan. 2020 ¹	Jan. 2019	Dec. 2019
Raw cane sugar and sugarcane mill products and by-products.....	0252-0106	12/03	145.1	148.8	150.3	3.5	1.0
Refined sugar products and by-products.....	0253		175.0	179.2	180.4	5.1	0.7
Refined sugar products and by-products.....	0253-07	12/02	145.7	149.2	150.2	5.2	0.7
Refined granulated cane sugar and by-products.....	0253-0701	12/02	164.3	167.6	168.4	5.0	0.5
Beet sugar.....	0253-0702	12/02	132.3	135.9	136.9	5.2	0.7
Confectionery materials.....	0254		184.3	183.8	183.6	7.9	-0.1
Confectionery materials.....	0254-01		184.3	183.8	183.6	7.9	-0.1
Chocolate coatings, made from cacao beans.....	0254-0104	06/83	149.8	—	149.2	12.7	—
Other chocolate and cocoa products, made from cacao beans.....	0254-0105	06/83	217.7	216.4	220.1	7.2	1.7
Sweetened chocolate, excluding coatings, cacao beans.....	0254-01051	12/11	102.3	—	102.5	3.9	—
Cocoa butter, liquor, and cocoa base chocolate syrup made from cacao beans.....	0254-01053	12/11	107.8	112.3	116.9	17.4	4.1
Corn sweeteners, made by wet milling.....	0254-0107	06/85	208.2	209.2	206.8	7.3	-1.1
Confectionery end products.....	0255		284.7	287.4	284.0	1.1	-1.2
Chewing gum, bubble gum, and chewing gum base.....	0255-02		259.0	259.0	259.0	-1.7	0.0
Chewing gum, bubble gum, and chewing gum base.....	0255-0201		259.0	259.0	259.0	-1.7	0.0
Candy and nuts.....	0255-03	06/83	256.7	259.2	256.0	1.3	-1.2
Chocolate and chocolate-type confectionery products.....	0255-0301	06/83	256.9	258.8	255.6	2.8	-1.2
Chocolate/chocolate-type confectionery prods, cacao beans.....	0255-03011	12/11	107.5	107.7	107.8	3.9	0.1
Chocolate/confectionery prods., purch. chocolate not retailed.....	0255-03012	12/11	114.3	115.3	113.5	2.8	-1.6
Nonchocolate-type confectionery products.....	0255-0302	06/83	225.7	228.0	225.2	0.4	-1.2
Nonchocolate-type confectioneries, made/pkg for shipment.....	0255-03021	12/11	107.3	108.4	107.0	0.4	-1.3
Nuts and seeds (salted, roasted, cooked or blanched).....	0255-0304	06/91	201.1	203.7	201.0	0.1	-1.3
Nuts (salted, roasted, cooked, or blanched), sold in bulk.....	0255-03041	06/08	138.4	142.3	141.1	2.2	-0.8
Canned nuts (salted, roasted, cooked, or blanched).....	0255-03042	06/08	125.4	125.3	125.4	0.6	0.1
All other packaged nuts, including all types of seeds (salted, roasted, cooked, or blanched).....	0255-03043	06/08	173.5	174.7	169.9	-2.4	-2.7
Other confectionery-type products.....	0255-0305	06/91	187.2	188.7	188.4	3.6	-0.2
Beverages and beverage materials.....	026		207.7	209.0	211.1	1.9	1.0
Alcoholic beverages.....	0261		199.2	200.6	202.5	1.1	0.9
Malt beverages.....	0261-01		211.9	213.2	216.1	2.1	1.4
Bottled beer and ale.....	0261-0101		183.3	184.7	184.5	0.9	-0.1
Canned beer and ale.....	0261-0103		222.1	—	—	—	—
Beer and ale in barrels and kegs.....	0261-0105	06/82	293.3	302.8	298.2	2.2	-1.5
Other malt beverages and brewing products.....	0261-0108	12/03	96.9	96.9	97.9	1.2	1.0
Distilled and bottled liquor, excluding brandy.....	0261-02		192.1	194.7	196.3	-0.7	0.8
Distilled liquor, excluding brandy.....	0261-0202	12/11	100.8	103.5	105.3	-2.3	1.7
Bottled liquor, excluding brandy.....	0261-0204	12/11	102.0	102.3	102.2	0.7	-0.1
Bottled whiskey.....	0261-02041	06/12	100.7	100.7	100.7	0.8	0.0
Bottled gin, vodka, rum, cordials, cocktails, and similar compounds.....	0261-02042	06/12	103.9	104.1	104.0	0.5	-0.1
All other bottled liquor, except brandy.....	0261-02043	06/12	102.7	103.9	103.7	1.7	-0.2
Wines, brandy, and brandy spirits.....	0261-04	12/83	176.8	177.4	177.7	0.7	0.2
Wines, brandy, and brandy spirits.....	0261-0441	06/06	112.8	113.1	113.3	0.7	0.2
Wines, white, red & rose grape, and other fruit, 14 percent or less alcohol.....	0261-04411	12/11	106.1	106.5	106.5	0.8	0.0
Wines, white grape, 14 percent or less alcohol content.....	0261-044111	12/11	103.6	103.6	103.7	1.3	0.1
Wines, red grape, 14 percent or less alcohol content.....	0261-044112	12/11	104.9	106.1	106.1	0.3	0.0
Wines, rose grape & other fruits & berries, 14 percent or less alcohol.....	0261-044113	12/11	139.3	137.4	137.4	1.6	0.0
Wines, dessert, effervescent, and wine coolers.....	0261-04412	12/11	117.5	117.5	117.5	0.1	0.0
Wines, effervescent, including sparkling (carbonated), wine coolers.....	0261-044122	12/11	118.4	118.4	118.4	0.0	0.0
Other wines, brandy, and brandy spirits.....	0261-04413	12/11	99.6	99.6	100.3	0.6	0.7
Soft drinks.....	0262		213.5	215.4	218.3	3.5	1.3
Soft drinks, non-carbonated and bottled water.....	0262-06		192.5	193.8	196.3	3.4	1.3
Bottled water, non-carb, processed or pasteurized.....	0262-0608	12/03	89.1	88.7	89.7	1.7	1.1
Soft drinks, non-carbonated.....	0262-0609		214.2	216.8	219.7	4.1	1.3
Soft drinks, non-carbonated, all other types.....	0262-06093	12/07	109.5	109.7	111.3	1.3	1.5
Soft drinks, non-carbonated, fruit drinks, cocktails, ades.....	0262-06094	12/11	111.5	114.1	115.4	7.1	1.1
Soft drinks, bottle/can, carbonated, all types.....	0262-10	12/11	120.9	122.2	123.9	3.6	1.4
Soft drinks, bottle/can, carbonated, all types.....	0262-1001	12/11	120.9	122.2	123.9	3.6	1.4
Packaged beverage materials.....	0263		192.9	192.0	191.5	-0.2	-0.3
Coffee (whole bean, ground, & instant).....	0263-01		195.2	194.1	193.6	-0.2	-0.3
Coffee, concentrated, including coffee substitutes.....	0263-0103		171.8	171.8	171.8	0.0	0.0
Roasted coffee.....	0263-0104	06/88	171.1	170.1	169.5	-0.2	-0.4
Tea in consumer packages, exc. canned ice tea.....	0263-03		177.6	177.9	177.9	0.2	0.0
Tea in consumer packages, exc. canned ice tea.....	0263-0313	12/85	150.6	150.9	150.8	0.2	-0.1
Other beverage materials.....	0264		238.5	238.4	242.9	2.4	1.9
Other beverage materials.....	0264-01		238.5	238.4	242.9	2.4	1.9
Malt and malt by-products.....	0264-0101		136.0	135.9	136.6	1.0	0.5

See footnotes at end of table.

Table 9. Producer price indexes and percent changes for commodity and service groupings and individual items, not seasonally adjusted — Continued
 [1982=100 unless otherwise indicated]

Commodity	Commodity code	Other index base	Index			Percent change to Jan. 2020 from:	
			Sept. 2019 ¹	Dec. 2019 ¹	Jan. 2020 ¹	Jan. 2019	Dec. 2019
Liquid beverage bases, excluding use by soft drink bottlers.....	0264-0109	12/85	207.6	207.6	227.7	11.1	9.7
Fats and oils.....	027		234.8	235.4	235.1	-3.6	-0.1
Shortening, cooking oil, and margarine.....	0278		237.4	238.5	238.0	-3.2	-0.2
Shortening, cooking oil, and margarine.....	0278-01		237.4	238.5	238.0	-3.2	-0.2
Margarine, butter blends, and butter substitutes.....	0278-0109		320.1	321.2	320.1	0.8	-0.3
Shortening and cooking oils.....	0278-0115	12/11	75.9	76.3	76.1	-3.8	-0.3
Other oilseed processing.....	027A	12/04	191.8	193.2	195.2	-2.3	1.0
Other oilseed processing.....	027A-01	12/04	191.8	193.2	195.2	-2.3	1.0
Cotton linters.....	027A-0104	12/11	49.0	38.8	37.6	-35.6	-3.1
Cottonseed cake, meal, hulls, and other byproducts.....	027A-0105	12/11	70.5	74.6	78.4	-1.0	5.1
Cottonseed cake and meal.....	027A-01051	12/11	76.5	81.8	85.5	-5.6	4.5
Other vegetable oils and vegetable mill products.....	027A-0106	12/11	99.7	99.8	99.8	-2.4	0.0
Corn oil, crude and refined.....	027B	01/16	83.3	78.9	76.8	-12.3	-2.7
Corn oil, made by wet milling.....	027B-01	01/16	83.3	78.9	76.8	-12.3	-2.7
Corn oil, made by wet milling.....	027B-0101	01/16	83.3	78.9	76.8	-12.3	-2.7
Miscellaneous processed foods.....	028		229.2	230.6	230.8	0.8	0.1
Canned jams, jellies, and preserves.....	0281		200.1	200.2	200.3	0.5	0.0
Canned jams, jellies, and preserves.....	0281-01		200.1	200.2	200.3	0.5	0.0
Canned jams, jellies, and preserves.....	0281-0102	12/87	177.1	177.2	177.3	0.5	0.1
Pickles and other pickled products, including horseradish.....	0282		241.1	241.0	241.1	-0.1	0.0
Pickles and other pickled products.....	0282-01		241.1	241.0	241.1	-0.1	0.0
Pickles and other pickled products, including horseradish.....	0282-0106	12/86	215.5	215.4	215.5	-0.1	0.0
Processed eggs, liquid, dried, or frozen.....	0283		106.4	144.2	120.9	-12.7	-16.2
Processed eggs, liquid, dried, or frozen.....	0283-01		106.4	144.2	120.9	-12.7	-16.2
Processed eggs, liquid, dried, or frozen.....	0283-0111	12/90	87.5	118.7	99.5	-12.7	-16.2
Specialty canning.....	0284		242.4	243.2	242.6	0.9	-0.2
Specialty canning.....	0284-01		242.4	243.2	242.6	0.9	-0.2
Canned dry beans.....	0284-0102	12/82	172.4	174.0	173.2	1.1	-0.5
Canned soups and stews, excluding frozen and seafood.....	0284-0104	12/82	318.3	319.8	318.4	0.7	-0.4
Canned baby foods and other canned specialties/nationality foods.....	0284-0105	06/08	116.6	115.5	116.4	1.4	0.8
Frozen specialty food.....	0285		184.4	185.0	183.3	-2.0	-0.9
Frozen specialty food.....	0285-01		184.4	185.0	183.3	-2.0	-0.9
Frozen cakes, pies, and other pastries.....	0285-0109	12/82	278.3	274.9	277.0	0.5	0.8
Frozen dinners (beef, pork, and poultry pies) and nationality foods, incl. frozen pizza.....	0285-0111	12/82	153.7	154.9	152.5	-3.1	-1.5
Other frozen specialties, excluding seafood.....	0285-0113	12/82	186.0	188.0	186.0	-1.2	-1.1
Prepared sauces, except tomato.....	0286		197.9	198.9	199.3	1.2	0.2
Prepared sauces, excluding tomato-based sauces and sauces comprised of 20 percent or more meat.....	0286-01		197.9	198.9	199.3	1.2	0.2
Prepared sauces, excluding tomato-based sauces and sauces comprised of 20 percent or more meat.....	0286-0103	12/86	164.2	164.9	165.3	1.2	0.2
Other miscellaneous processed foods.....	0289		253.8	253.2	255.8	2.2	1.0
Other miscellaneous processed foods.....	0289-01		253.8	253.2	255.8	2.2	1.0
Mayonnaise, salad dressings, and sandwich spreads.....	0289-0102	12/86	223.7	223.7	223.8	1.0	0.0
Dry mix food preparations.....	0289-0148	06/91	144.6	143.2	143.2	1.8	0.0
Perishable non-frozen prepared food, including tortillas.....	0289-0149	06/91	167.6	168.1	170.2	2.3	1.2
Perishable prepared foods.....	0289-01492	12/07	121.6	121.8	123.7	2.9	1.6
Flavoring extracts, emulsions, liquid flavors, and food colorings.....	0289-0151	12/85	328.7	329.2	330.0	1.3	0.2
Other flavoring agents, except chocolate syrup.....	0289-0154	12/00	128.3	127.8	129.9	4.2	1.6
Soft drink flavoring syrup, sold in bulk.....	0289-015411	12/11	128.4	128.4	133.4	3.9	3.9
Other flavoring agents (except chocolate syrups).....	0289-015412	12/11	111.3	111.3	112.4	5.2	1.0
Table salt (evaporated), pepper (white and black), and other spices.....	0289-0156	06/91	256.4	252.1	250.7	-0.9	-0.6
Pepper and other spices in commercial sizes (1 lb or more).....	0289-01566	05/17	97.2	93.3	91.6	-7.2	-1.8
Peanut butter.....	0289-0158	06/91	138.8	136.9	138.7	-3.0	1.3
Ice.....	0289-0161	12/85	215.3	215.3	215.7	2.6	0.2
Dairy product substitutes.....	0289-0162	06/92	171.8	169.0	171.6	5.2	1.5
Liquid dairy product substitutes.....	0289-01622	12/09	118.1	114.1	117.7	9.8	3.2
Chips (potato, corn, etc.).....	0289-0172	12/85	219.5	219.4	223.1	2.1	1.7
Potato chips and sticks, plain and flavored.....	0289-01721	12/07	-	125.3	126.7	-	1.1
Corn chips and related products.....	0289-01722	12/07	-	148.4	148.4	-	0.0
Other chips, sticks (hard pretzels, bacon rinds, popcorn (except candied), etc.).....	0289-01723	12/07	138.8	138.8	145.2	4.5	4.6
Vinegar and cider.....	0289-0174	12/85	165.8	165.8	166.3	2.5	0.3
Other food preparations.....	0289-0175	12/85	208.0	208.0	208.0	1.7	0.0
Prepared animal feeds.....	029		187.2	189.1	190.7	0.4	0.8

See footnotes at end of table.

Table 9. Producer price indexes and percent changes for commodity and service groupings and individual items, not seasonally adjusted — Continued
 [1982=100 unless otherwise indicated]

Commodity	Commodity code	Other index base	Index			Percent change to Jan. 2020 from:	
			Sept. 2019 ¹	Dec. 2019 ¹	Jan. 2020 ¹	Jan. 2019	Dec. 2019
Soybean cake, meal, and other byproducts.....	0292		127.5	128.1	128.7	-3.7	0.5
Soybean cake, meal, and other byproducts.....	0292-01		127.5	128.1	128.7	-3.7	0.5
Soybean cake, meal, and other byproducts.....	0292-0112	12/04	155.5	156.2	157.0	-3.7	0.5
Soybean cake and meal.....	0292-01121	12/09	86.9	86.6	87.0	-4.5	0.5
Other soybean products, including isolates and concentrates.....	0292-01122	12/09	129.6	146.7	147.9	7.9	0.8
Formula feeds.....	0293		206.2	207.4	208.7	2.2	0.6
Formula feeds.....	0293-01		206.2	207.4	208.7	2.2	0.6
Chicken and turkey feed, supplements, concentrates, and premixes.....	0293-0102	12/86	196.3	194.6	195.3	1.0	0.4
Dairy cattle feed, supplements, concentrates, and premixes.....	0293-0110	12/11	95.4	97.0	97.8	3.4	0.8
Swine feed, supplements, concentrates, and premixes.....	0293-0115	12/11	100.9	102.1	103.1	1.9	1.0
Beef cattle feed, supplements, concentrates, and premixes.....	0293-0117	12/11	101.9	104.1	105.1	3.5	1.0
Poultry, exc. chicken and turkey, and livestock, exc. cattle and swine, feed.....	0293-0118	12/86	277.8	281.6	282.6	2.7	0.4
Miscellaneous feedstuffs.....	0294		240.2	243.7	246.5	1.1	1.1
Pet food.....	0294-02		271.2	272.9	273.0	1.2	0.0
Dog and cat food.....	0294-0202	12/85	235.0	236.2	236.3	1.3	0.0
Dog food.....	0294-02021	12/10	120.5	121.2	121.3	1.5	0.1
Canned dog food.....	0294-020211	12/10	114.6	115.1	115.3	1.1	0.2
Dry and semi moist dog food.....	0294-020214	12/11	118.0	118.8	118.8	1.7	0.0
Cat food.....	0294-02022	12/10	122.1	122.5	122.5	0.7	0.0
Canned cat food.....	0294-020224	12/11	125.1	125.6	125.6	0.6	0.0
Dry and semi moist cat food.....	0294-020225	12/10	116.1	116.6	116.6	1.0	0.0
Pet (excluding dog and cat), laboratory, and fur animal feed.....	0294-0203	12/85	205.3	209.1	209.2	0.2	0.0
Miscellaneous feedstuffs other than pet food.....	0294-03		179.8	186.0	193.0	0.9	3.8
Meat meal and meat and bone meal.....	0294-0301		124.0	109.8	108.2	-13.2	-1.5
Wet process corn byproducts.....	0294-0317	06/85	123.4	125.5	128.8	2.9	2.6
Other animal feeds, including fertilizer byproducts and feather.....	0294-0325	12/97	142.9	161.9	164.0	-7.3	1.3
Animal and marine feed and fertilizer byproducts, except meat and bone meal.....	0294-03252	06/09	64.1	81.6	83.5	-17.9	2.3
Other prepared animal feeds, including feeding materials and adjuncts.....	0294-03253	06/09	96.1	99.2	99.7	4.8	0.5
Miscellaneous byproducts of slaughtering plants.....	0294-0333	06/01	264.5	264.5	290.8	15.9	9.9
Textile products and apparel.....	03		150.8	150.1	150.1	-0.8	0.0
Synthetic fibers.....	031		131.9	130.8	130.0	-2.0	-0.6
Unprocessed filament yarns.....	0315		136.7	135.6	134.7	-2.0	-0.7
Noncellulosic fibers.....	0315-02		124.6	123.6	122.8	-2.0	-0.6
Noncellulosic organic fibers.....	0315-0241	06/05	108.9	107.7	106.8	-2.7	-0.8
Polyester manufactured fibers.....	0315-02411	06/11	92.1	92.4	92.3	0.5	-0.1
Other noncellulosic organic fibers, incl. polyamide, polyolefin, and producer-textured.....	0315-02412	06/11	101.5	99.9	98.9	-3.6	-1.0
Processed yarns and threads.....	032		141.5	139.0	139.1	-2.1	0.1
Yarns.....	0326		135.7	133.3	133.3	-2.2	0.0
Spun cotton yarns.....	0326-01		106.6	102.1	105.7	-3.0	3.5
Carded cotton spun yarns.....	0326-0113	12/00	116.2	111.3	115.2	-3.0	3.5
Spun synthetic yarns.....	0326-03		159.4	156.7	157.7	-2.6	0.6
Spun synthetic yarns.....	0326-0304	12/94	142.8	140.4	141.4	-2.5	0.7
Textured and twisted yarns.....	0326-04	12/88	142.3	142.1	138.6	-1.6	-2.5
Textured/cripped/bulked filament yarns, incl. stretch yarn, made from purchased filament yarn.....	0326-0403	12/96	121.5	121.4	118.1	-2.6	-2.7
Other spun noncellulosic and natural fiber (excluding cotton and wool) yarns.....	0326-07	06/08	118.4	116.1	115.3	-3.6	-0.7
Other spun noncellulosic and natural fiber (excluding cotton and wool) yarns.....	0326-0701	06/08	118.4	116.1	115.3	-3.6	-0.7
Thread.....	0327		273.9	273.9	-	-	-
Thread.....	0327-05	12/00	167.1	167.1	-	-	-
Thread.....	0327-0501	12/00	167.1	167.1	-	-	-
Greige fabrics.....	033		140.1	139.4	139.2	-3.1	-0.1
Greige broadwoven fabrics.....	0337		143.9	142.9	142.5	-1.7	-0.3
Greige manmade fiber broadwoven fabrics.....	0337-03		141.4	140.9	140.9	-0.8	0.0
Greige manmade fiber broadwoven fabrics.....	0337-0304	12/94	124.2	123.8	123.8	-0.8	0.0
Greige manmade fiber broadwoven fabrics, comb. of spun and filament yarns (exc. wool blends).....	0337-03041	06/11	116.9	117.0	117.0	-3.3	0.0
Greige manmade fiber broadwoven fabrics 85 pct or more filament yarns exc rayon/acetate/lyocell.....	0337-03043	06/11	101.9	101.4	101.4	-1.0	0.0
Greige knit fabrics.....	0338		163.6	163.7	164.1	0.6	0.2
Weft (circular) knit fabrics, greige goods (excluding hosiery).....	0338-03		162.4	162.4	162.4	0.3	0.0
Weft (circular) knit fabrics, greige goods (excluding hosiery).....	0338-0301		162.4	162.4	162.4	0.3	0.0
Warp knit fabrics, greige goods (excluding hosiery).....	0338-04		158.1	158.6	159.7	1.1	0.7
Warp knit fabrics, greige goods (excluding hosiery).....	0338-0401		158.1	158.6	159.7	1.1	0.7
Tire cord and tire fabric.....	0339	06/84	121.3	-	121.0	-7.8	-

See footnotes at end of table.

Table 9. Producer price indexes and percent changes for commodity and service groupings and individual items, not seasonally adjusted — Continued
 [1982=100 unless otherwise indicated]

Commodity	Commodity code	Other index base	Index			Percent change to Jan. 2020 from:	
			Sept. 2019 ¹	Dec. 2019 ¹	Jan. 2020 ¹	Jan. 2019	Dec. 2019
Tire cord and tire fabrics.....	0339-01	06/84	121.3	—	121.0	-7.8	—
Tire cord and tire fabrics.....	0339-0101	06/84	121.3	—	121.0	-7.8	—
Finished fabrics.....	034		161.6	161.6	161.5	0.1	-0.1
Finished broadwoven fabrics.....	0342		159.2	158.7	158.5	-0.9	-0.1
Finished cotton broadwoven fabrics.....	0342-01		156.5	156.3	156.3	0.0	0.0
Finished cotton broadwoven fabrics.....	0342-0104	12/94	138.6	138.4	138.4	0.0	0.0
Finished manmade fiber, silk and other natural fiber (excl. cotton and wool) broadwoven fabrics.....	0342-03		162.9	162.2	161.9	-1.3	-0.2
Finished manmade fiber, silk and other natural fiber (excl. cotton and wool) broadwoven fabrics.....	0342-0306	12/94	134.1	133.5	133.3	-1.3	-0.1
Woven and braided narrow fabrics.....	0344		199.0	199.3	199.7	0.6	0.2
Woven and braided narrow fabrics.....	0344-02	06/84	199.0	199.3	199.7	0.6	0.2
Woven narrow fabrics (12 inches or less in width).....	0344-0204	12/89	176.9	177.8	178.4	1.3	0.3
Braided narrow fabrics (12 inches or less in width).....	0344-0205	12/08	159.8	158.6	158.6	-0.8	0.0
Nonwoven fabrics and felts.....	0345		173.6	173.3	172.3	-1.5	-0.6
Nonwoven fabrics and felts.....	0345-03		173.6	173.3	172.3	-1.5	-0.6
Nonwoven fabrics.....	0345-0321		172.4	172.1	171.1	-1.6	-0.6
Pressed, punched, or needled felts, excluding hats.....	0345-0333	12/01	—	118.7	118.7	0.6	0.0
Coated fabrics, not rubberized.....	0346	06/85	207.3	207.8	208.3	0.9	0.2
Coated fabrics, not rubberized.....	0346-01	06/85	207.3	207.8	208.3	0.9	0.2
Vinyl coated fabrics, including expanded vinyl coated.....	0346-0102	06/85	207.6	208.6	208.6	2.2	0.0
Coated or laminated fabrics and coated yarns, incl. impregnated fabrics.....	0346-0103	06/85	210.7	210.9	211.7	0.5	0.4
Screen printed textile materials, embroideries, and lace goods.....	0347	06/85	178.6	179.3	179.7	1.8	0.2
Screen printed textile and apparel materials and embroideries.....	0347-01	06/85	178.9	179.6	180.0	1.9	0.2
Embroideries (excluding Schiffl machine products) and embroidery contractors..	0347-0103	12/11	114.4	114.7	115.0	3.0	0.3
Screen printing on garments, apparel accessories, and other fabric articles, excluding labels.....	0347-0108	12/85	174.9	175.7	176.0	1.4	0.2
Knit fabrics, finished in knitting mills.....	0348	12/03	125.4	125.6	126.8	2.7	1.0
Weft (circular) knit fabrics, knit and finished in the same establishment (excluding hosiery).....	0348-01	12/03	138.7	139.3	141.2	2.0	1.4
Weft (circular) knit fabrics, knit and finished in the same establishment (excluding hosiery).....	0348-0101	12/03	138.7	139.3	141.2	2.0	1.4
Warp knit goods, knit and finished in the same establishment.....	0348-02	12/03	114.0	113.8	114.5	3.2	0.6
Warp knit goods, knit and finished in the same establishment.....	0348-0201	12/03	114.0	113.8	114.5	3.2	0.6
Warp knit fabrics, knit and finished in same establishment.....	0348-02011	06/08	127.3	127.1	127.9	3.3	0.6
Apparel & other fabricated textile prods.....	038		155.8	155.8	156.6	1.3	0.5
Apparel.....	0381		145.6	145.6	145.7	0.6	0.1
Miscellaneous apparel and accessories.....	0381-04	12/83	190.7	190.8	191.4	2.2	0.3
Men's and boys' fabric, straw, and felt hats, made from purchased materials. ...	0381-0414	12/09	130.0	128.5	130.0	2.5	1.2
Hat bodies and fabric caps, made from purchased materials.....	0381-0416	12/09	163.5	163.5	164.1	0.5	0.4
Gloves and mittens, made from purchased materials.....	0381-0424	12/11	122.9	123.9	123.9	3.6	0.0
Leather and sheep-lined apparel, made from purchased materials.....	0381-0428	12/03	172.2	172.2	173.7	1.7	0.9
Apparel and accessories, n.e.c.....	0381-0441	12/85	161.6	161.7	162.0	2.3	0.2
All other cut and sew apparel, made from purchased materials.....	0381-04411	06/09	114.5	114.6	114.9	1.2	0.3
Team sport uniforms, men's and boys', made from purchased fabrics.....	0381-044111	12/11	112.0	112.0	112.0	0.7	0.0
Team sport uniforms, women's and girls', made from purchased fabrics.....	0381-044113	12/11	—	101.1	101.1	0.0	0.0
Vestments and costumes, made from purchased materials.....	0381-044115	12/11	109.4	109.4	109.8	1.5	0.4
Fabricated apparel accessories.....	0381-04412	06/09	117.6	117.7	117.7	4.9	0.0
All other apparel accessories, made from purchased materials.....	0381-044125	12/11	113.1	113.1	113.1	4.4	0.0
Women's, girls', and infants' cut and sew apparel.....	0381-06	12/03	108.8	108.8	108.8	-0.5	0.0
Women's and girls' knit shirts and blouses, made from purchased fabrics.....	0381-0601	12/03	113.7	113.7	113.7	0.7	0.0
Women's and girls' woven shirts and blouses, made from purchased fabrics. ...	0381-0602	12/03	109.9	109.9	109.9	0.1	0.0
Women's and girls' dresses, made from purchased fabrics.....	0381-0611	12/03	105.3	105.3	105.3	-2.8	0.0
Women's and girls' skirts, made from purchased fabrics.....	0381-0623		124.2	124.2	124.2	0.0	0.0
Women's and girls' tailored jackets and vests, except fur and leather, mfpm.....	0381-0624		120.5	—	—	—	—
Women's and girls' slacks, jeans, & jean-cut casual slacks (exc sweatpants), mfpm.....	0381-0631	12/03	99.2	99.2	99.2	0.8	0.0
Women's and girls' swimwear, made from purchased fabrics.....	0381-0632	12/03	109.3	108.3	108.1	-3.1	-0.2
Women's and girls' sweaters, including sweater vests, made from purchased fabrics.....	0381-0636	12/09	87.9	87.9	87.9	0.0	0.0
Women's and girls' shorts, including tennis skirts, made from purchased fabrics.....	0381-0637	12/09	108.0	108.0	108.0	0.0	0.0
Women's and girls' sweatpants, bodysuits, warm-up suits, rompers, & beachwear (exc. swimwear).....	0381-0638	12/09	130.9	130.9	—	—	—
Women's and girls' nontailored coats, jackets, vests, and washable service apparel, mfpm.....	0381-0639	12/09	99.5	99.5	99.5	0.2	0.0
Women's and girls' underwear, excluding foundation garments, made from purchased fabrics.....	0381-0641	12/03	115.7	115.7	115.7	0.3	0.0

See footnotes at end of table.

Table 9. Producer price indexes and percent changes for commodity and service groupings and individual items, not seasonally adjusted — Continued
 [1982=100 unless otherwise indicated]

Commodity	Commodity code	Other index base	Index			Percent change to Jan. 2020 from:	
			Sept. 2019 ¹	Dec. 2019 ¹	Jan. 2020 ¹	Jan. 2019	Dec. 2019
Women's and girls' nightwear, excluding robes and dressing gowns, made from purchased fabrics.....	0381-0642	12/03	117.4	117.4	117.4	0.0	0.0
Women's and girls' brassieres, bandeaux, corsets (exc. surgical), girdles, & combinations, mfpm.....	0381-0646		160.4	160.4	160.4	0.1	0.0
Infants' apparel, made from purchased fabrics.....	0381-0654	12/11	101.4	—	101.4	2.0	—
Men's and boys' cut and sew apparel.....	0381-07	12/03	118.1	118.2	118.4	1.9	0.2
Men's and boys' separate dress and sport trousers, pants, & slacks, made from purchased fabrics.....	0381-0701	12/03	123.0	—	123.0	0.0	—
Men's and boys' jeans and jean-cut casual slacks, made from purchased fabrics.....	0381-0702	12/03	94.1	—	—	—	—
Men's and boys' work shirts, made from purchased fabrics.....	0381-0711	12/03	119.9	—	—	—	—
Men's and boys' work clothing and washable service apparel (excl. work shirts and jeans), mfpm.....	0381-0712	12/03	124.3	124.3	124.4	0.5	0.1
Men's and boys' knit dress and sport shirts, made from purchased fabrics.....	0381-0721	12/03	135.3	136.1	135.9	3.3	-0.1
Men's and boys' woven dress and sport shirts, made from purchased fabrics.....	0381-0722	12/03	124.2	124.2	125.8	4.6	1.3
Men's and boys' suits, coats, and overcoats.....	0381-0735	12/13	101.0	101.0	101.0	0.7	0.0
Men's and boys' tailored suits, including dress uniforms (firefighter, military, police, etc.).....	0381-07352	12/03	109.4	109.4	109.4	0.8	0.0
Men's and boys' tailored overcoats, dress and sport coats, and vests.....	0381-07353	12/08	106.1	106.1	106.1	0.5	0.0
Men's and boys' nontailored coats, jackets, and vests (excl. ski apparel & work jackets).....	0381-0741	12/03	112.8	112.8	113.3	2.6	0.4
Men's and boys' heavyweight nontailored coats, jackets, and vests (excl. ski apparel & work).....	0381-07411	12/11	113.5	113.5	113.8	2.2	0.3
Men's and boys' lightweight nontailored coats, jackets, and vests (excl. ski apparel & work).....	0381-07412	12/11	111.1	111.1	111.6	3.0	0.5
Men's and boys' shorts (including dress and athletic) and swimwear, made from purchased fabric.....	0381-0742	12/03	100.6	—	100.6	-0.3	—
Men's and boys' sweaters, sweatpants, jogging suits, beachwear (exc. swimwear), & ski apparel.....	0381-0743	12/03	—	119.6	119.6	2.0	0.0
Men's and boys' neckwear, made from purchased materials.....	0381-0751	12/03	117.3	117.3	117.3	3.5	0.0
Men's and boys' nightwear, robes, and underwear, made from purchased fabrics.....	0381-0761	12/03	144.4	144.4	144.4	1.0	0.0
Apparel made in knitting mills.....	0381-08	12/03	115.6	115.4	115.6	0.3	0.2
Knit outerwear, underwear, and nightwear, made in knitting mills.....	0381-0808	05/16	103.6	103.1	103.5	0.5	0.4
Men's finished seamless hosiery and socks, sizes 10 and up (excluding sheer).....	0381-0824	12/03	114.0	114.0	114.0	0.7	0.0
All other finished hosiery and socks (excluding sheer).....	0381-0825	12/03	113.6	113.6	113.6	0.0	0.0
Textile house furnishings.....	0382		168.8	168.8	171.8	2.1	1.8
Textile house furnishings.....	0382-03	06/83	181.8	181.8	185.1	2.1	1.8
Curtains and draperies, made from purchased materials.....	0382-0304	12/05	130.2	130.2	130.2	1.5	0.0
Other textiles, including towels and bed textiles.....	0382-0312	06/05	137.7	137.7	140.8	2.3	2.3
Fabricated textile products, made in weaving mills.....	0382-03121	06/11	103.1	103.1	104.2	1.3	1.1
Other household textile products.....	0382-03122	06/11	123.6	123.6	126.5	2.3	2.3
Bedspreads, made from purchased materials.....	0382-031221	12/11	117.6	117.6	117.6	2.9	0.0
Sheets and pillowcases, made from purchased materials.....	0382-031223	12/11	113.3	113.3	113.3	0.0	0.0
Other household furnishings, made from purchased materials.....	0382-031226	12/11	124.0	124.0	127.4	2.6	2.7
Industrial and other fabricated products.....	0383		176.5	176.5	177.1	1.7	0.3
Industrial and other fabricated products.....	0383-03		175.8	175.8	176.4	1.7	0.3
Rope, cordage, and twine.....	0383-0321	06/12	101.3	99.7	99.1	-4.0	-0.6
Duffle bags.....	0383-0333	06/10	117.9	—	120.1	1.9	—
All other textile bags.....	0383-0334	06/10	123.9	123.9	125.3	7.8	1.1
Canvas and related products.....	0383-0345	06/03	147.9	148.5	149.4	3.9	0.6
All other fabricated textile products, excluding trimming and findings.....	0383-0351	12/85	139.0	139.1	139.3	0.8	0.1
All other miscellaneous fabricated textile products.....	0383-03516	09/18	101.7	101.8	102.1	1.2	0.3
Trimming and findings, excluding automobile and apparel.....	0383-0361	12/06	165.5	164.7	164.7	5.6	0.0
Miscellaneous textile products/services.....	039	06/85	132.4	130.1	129.8	-8.5	-0.2
Miscellaneous textile products/services.....	0394	09/18	90.5	88.9	88.7	-8.5	-0.2
Miscellaneous textile products/services.....	0394-01	09/18	90.5	88.9	88.7	-8.5	-0.2
Textile and fabric finishing, except broadwoven.....	0394-0103	12/01	119.0	118.9	118.9	0.2	0.0
Hides, skins, leather, and related products.....	04		165.5	164.1	166.6	-1.8	1.5
Hides and skins, incl. cattle.....	041		128.1	123.5	129.6	-8.7	4.9
Hides and skins, incl. cattle.....	0419	06/01	58.6	56.5	59.3	-8.6	5.0
Hides, skins, and pelts, made in slaughtering plants.....	0419-01	06/01	58.6	56.5	59.3	-8.6	5.0
Hides, skins, and pelts, made in slaughtering plants.....	0419-0108	06/01	58.6	56.5	59.3	-8.6	5.0
Leather.....	042		180.4	179.7	183.0	-3.1	1.8
Finished and unfinished leather.....	0427	12/97	98.9	98.5	100.3	-3.1	1.8
Finished and unfinished leather.....	0427-01	12/97	98.9	98.5	100.3	-3.1	1.8
Finished and unfinished leather.....	0427-0102	12/03	82.5	82.2	83.7	-3.0	1.8

See footnotes at end of table.

Table 9. Producer price indexes and percent changes for commodity and service groupings and individual items, not seasonally adjusted — Continued
 [1982=100 unless otherwise indicated]

Commodity	Commodity code	Other index base	Index			Percent change to Jan. 2020 from:	
			Sept. 2019 ¹	Dec. 2019 ¹	Jan. 2020 ¹	Jan. 2019	Dec. 2019
Footwear.....	043		210.0	210.4	209.5	2.4	-0.4
Men's nonathletic footwear.....	0431		235.8	235.9	235.9	1.8	0.0
Men's footwear (size 6 and larger), excluding athletic.....	0431-05	12/93	164.5	164.5	164.5	1.8	0.0
Men's footwear (size 6 and larger), excluding athletic.....	0431-0501	12/93	164.6	164.6	164.6	1.8	0.0
Women's nonathletic footwear.....	0432		178.2	178.2	178.2	4.3	0.0
Women's footwear (size 4 and larger), excluding athletic.....	0432-05	12/93	139.3	139.3	139.3	4.2	0.0
Women's footwear (size 4 and larger), excluding athletic.....	0432-0501	12/93	139.2	139.2	139.2	4.2	0.0
Other footwear including slippers.....	0439	12/02	137.4	141.8	130.1	1.3	-8.3
Other footwear, excluding rubber and plastic soled footwear.....	0439-01	12/02	137.4	141.8	130.1	1.3	-8.3
Other footwear, excluding rubber and plastic soled footwear.....	0439-0104	12/11	122.1	126.0	115.7	1.4	-8.2
Other leather and related products.....	044		195.4	195.5	196.5	0.7	0.5
Luggage and small leather goods.....	0441		182.0	182.0	182.6	0.2	0.3
Luggage and small leather goods.....	0441-01		182.0	182.0	182.6	0.2	0.3
Luggage (including suitcases, travel bags, backpacks, and other types).....	0441-0112	12/84	134.9	134.9	136.1	1.0	0.9
Women's and children's handbags and purses.....	0441-0128	06/82	192.8	192.8	192.8	-0.5	0.0
Personal leather goods (excluding women's handbags and purses).....	0441-0132	06/82	186.0	186.0	186.1	0.1	0.1
Leather and leather-like goods, n.e.c.....	0445	06/85	197.6	197.9	199.3	1.4	0.7
Leather and leather-like goods, n.e.c.....	0445-01	06/85	197.6	197.9	199.3	1.4	0.7
All other leather goods.....	0445-0101	06/85	218.7	219.1	220.8	1.6	0.8
Boot and shoe cut stock and findings.....	0445-01011	12/11	105.3	105.3	105.3	-1.4	0.0
All other miscellaneous leather goods.....	0445-01014	12/11	132.6	132.9	134.1	2.2	0.9
Leather belts, made from purchased materials.....	0445-0111	06/85	157.3	157.3	157.5	0.1	0.1
Fuels and related products and power.....	05		167.6	167.0	164.0	0.1	-1.8
Coal.....	051		199.9	200.8	200.1	-0.8	-0.3
Anthracite.....	0511		198.5	198.4	198.4	1.0	0.0
Prepared anthracite shipped.....	0511-01		233.9	233.7	233.7	1.1	0.0
Prepared anthracite shipped.....	0511-0117	12/86	240.9	240.7	240.7	1.1	0.0
Bituminous coal and lignite.....	0512		199.8	200.7	200.0	-0.7	-0.3
Unprepared bituminous coal and lignite.....	0512-08		145.9	153.4	153.8	15.0	0.3
Unprepared bituminous coal and lignite.....	0512-081		145.9	153.4	153.8	15.0	0.3
Unprepared bituminous coal and lignite from surface mine.....	0512-0811	06/08	124.8	131.3	131.6	15.0	0.2
Prepared bituminous coal and lignite.....	0512-09	12/01	215.9	214.8	213.7	-3.7	-0.5
Prepared bituminous coal & lignite, washed by wet-washing, pneumatic, or other.....	0512-091	12/01	227.9	225.7	223.1	-5.1	-1.2
Prepared bituminous coal & lignite surface mine, wet-washing, pneumatic, or other.....	0512-0911	06/08	108.6	108.2	107.6	-2.4	-0.6
Prepared bituminous coal & lignite underground mine, wet-washing, pneumatic, or other.....	0512-0912	06/08	110.3	108.9	107.4	-6.3	-1.4
Prepared bituminous coal & lignite, mechanically crushed/screened/sized only.....	0512-092	12/01	218.2	218.7	219.7	-1.5	0.5
Prepared bituminous coal & lignite surface mine, mechanically crushed/screened/sized only.....	0512-0921	06/08	147.4	146.3	144.1	-3.0	-1.5
Prepared bituminous coal underground mine, mechanically crushed/screened/sized only.....	0512-0922	06/08	152.4	158.1	169.9	3.9	7.5
Gas fuels.....	053		87.5	94.7	82.2	-41.5	-13.2
Natural gas.....	0531		75.1	84.2	72.2	-43.1	-14.3
Natural gas.....	0531-01		75.1	84.2	72.2	-43.1	-14.3
Natural gas.....	0531-0105	06/96	95.2	106.7	91.5	-43.1	-14.2
Natural gas from the wellhead.....	0531-01051	06/09	53.1	59.4	50.2	-43.5	-15.5
Natural gas from processing facilities.....	0531-01052	06/09	52.6	59.7	56.4	-40.4	-5.5
Liquefied petroleum gas.....	0532		113.6	105.7	97.1	-32.5	-8.1
Liquefied petroleum gas.....	0532-01		113.6	105.7	97.1	-32.5	-8.1
Isopentane and natural gasoline.....	0532-0102	06/09	65.8	74.3	70.8	14.2	-4.7
Propane.....	0532-0104		90.0	93.4	71.6	-53.3	-23.3
Butane.....	0532-0105		71.0	88.9	87.3	-22.2	-1.8
Plant condensate, ethane, gas mixtures, and other natural gas liquids.....	0532-0108	06/09	41.4	31.9	30.4	-37.2	-4.7
Electric power.....	054		222.1	209.5	209.4	-0.5	0.0
Residential electric power.....	0541	12/90	187.3	179.6	180.0	1.0	0.2
Residential electric power.....	0541-21	12/90	187.3	179.6	180.0	1.0	0.2
Residential electric power.....	0541-2101	12/90	187.3	179.6	180.0	1.0	0.2
Residential electric power, New England.....	0541-21011	12/07	147.8	147.8	150.7	-3.4	2.0
Residential electric power, Middle Atlantic.....	0541-21012	12/07	116.9	113.8	114.2	2.5	0.4
Residential electric power, East North Central.....	0541-21013	12/07	147.6	143.7	137.5	-2.6	-4.3
Residential electric power, West North Central.....	0541-21014	12/07	157.4	132.6	131.3	-1.2	-1.0
Residential electric power, South Atlantic.....	0541-21015	12/07	129.5	122.5	124.0	0.2	1.2

See footnotes at end of table.

Table 9. Producer price indexes and percent changes for commodity and service groupings and individual items, not seasonally adjusted — Continued
 [1982=100 unless otherwise indicated]

Commodity	Commodity code	Other index base	Index			Percent change to Jan. 2020 from:	
			Sept. 2019 ¹	Dec. 2019 ¹	Jan. 2020 ¹	Jan. 2019	Dec. 2019
Residential electric power, East South Central.....	0541-21016	12/07	134.5	134.0	134.4	0.1	0.3
Residential electric power, West South Central.....	0541-21017	12/07	115.5	109.7	109.9	4.1	0.2
Residential electric power, Mountain.....	0541-21018	12/07	119.9	108.3	110.9	-5.4	2.4
Residential electric power, Pacific.....	0541-21019	12/07	164.5	165.5	168.8	6.9	2.0
Commercial electric power.....	0542		208.5	193.5	193.9	-0.4	0.2
Commercial electric power.....	0542-21	12/90	182.5	169.4	169.7	-0.4	0.2
Commercial electric power.....	0542-2101	12/90	182.5	169.4	169.7	-0.4	0.2
Commercial electric power, New England.....	0542-21011	12/07	149.4	147.2	151.6	-4.8	3.0
Commercial electric power, Middle Atlantic.....	0542-21012	12/07	108.5	104.5	103.9	4.0	-0.6
Commercial electric power, East North Central.....	0542-21013	12/07	134.2	130.4	126.4	-3.2	-3.1
Commercial electric power, West North Central.....	0542-21014	12/07	150.5	131.8	131.3	-1.6	-0.4
Commercial electric power, South Atlantic.....	0542-21015	12/07	108.4	106.3	106.2	-3.3	-0.1
Commercial electric power, East South Central.....	0542-21016	12/07	131.0	128.6	128.6	-1.7	0.0
Commercial electric power, West South Central.....	0542-21017	12/07	110.0	104.4	104.8	-0.6	0.4
Commercial electric power, Mountain.....	0542-21018	12/07	123.0	108.4	113.6	-4.5	4.8
Commercial electric power, Pacific.....	0542-21019	12/07	166.0	133.3	135.8	6.5	1.9
Industrial electric power.....	0543		254.4	237.9	234.9	-4.1	-1.3
Industrial electric power.....	0543-21	12/90	213.9	200.0	197.5	-4.1	-1.3
Industrial electric power.....	0543-2101	12/90	213.9	200.0	197.5	-4.1	-1.3
Industrial electric power, New England.....	0543-21011	12/07	127.2	135.2	145.5	-10.3	7.6
Industrial electric power, Middle Atlantic.....	0543-21012	12/07	124.9	125.0	121.8	-5.8	-2.6
Industrial electric power, East North Central.....	0543-21013	12/07	187.2	184.3	171.6	-8.1	-6.9
Industrial electric power, West North Central.....	0543-21014	12/07	164.0	140.7	139.9	-2.5	-0.6
Industrial electric power, South Atlantic.....	0543-21015	12/07	111.6	110.0	111.1	-2.2	1.0
Industrial electric power, East South Central.....	0543-21016	12/07	124.2	119.2	118.9	-0.3	-0.3
Industrial electric power, West South Central.....	0543-21017	12/07	105.2	95.3	95.4	-6.9	0.1
Industrial electric power, Mountain.....	0543-21018	12/07	130.1	125.1	124.3	-2.2	-0.6
Industrial electric power, Pacific.....	0543-21019	12/07	179.8	138.6	140.1	3.9	1.1
Transportation electric power.....	0546	12/10	117.8	110.9	106.9	-5.1	-3.6
Transportation electric power.....	0546-21	12/10	117.8	110.9	106.9	-5.1	-3.6
Transportation electric power.....	0546-2111	12/10	117.8	110.9	106.9	-5.1	-3.6
Utility natural gas.....	055	12/90	179.6	186.1	184.0	-12.0	-1.1
Residential natural gas.....	0551	12/90	197.7	201.2	204.3	-1.0	1.5
Residential natural gas.....	0551-21	12/90	197.7	201.2	204.3	-1.0	1.5
Residential natural gas.....	0551-2101	12/90	197.7	201.2	204.3	-1.0	1.5
Residential natural gas, New England.....	0551-21011	06/12	113.5	126.8	127.2	-6.7	0.3
Residential natural gas, Middle Atlantic.....	0551-21012	06/12	98.2	100.5	102.0	1.9	1.5
Residential natural gas, East North Central.....	0551-21013	06/12	111.9	111.0	109.7	-4.4	-1.2
Residential natural gas, West North Central.....	0551-21014	06/12	102.5	103.2	105.8	-7.4	2.5
Residential natural gas, South Atlantic.....	0551-21015	06/12	101.4	105.2	105.6	-2.5	0.4
Residential natural gas, East South Central.....	0551-21016	06/12	100.0	102.2	102.2	-8.8	0.0
Residential natural gas, West South Central.....	0551-21017	06/12	144.6	140.3	146.9	-2.2	4.7
Residential natural gas, Mountain.....	0551-21018	06/12	125.7	120.9	123.1	6.6	1.8
Residential natural gas, Pacific.....	0551-21019	06/12	116.1	123.7	129.8	7.3	4.9
Commercial natural gas.....	0552	12/90	184.4	192.9	193.9	-4.7	0.5
Commercial natural gas.....	0552-21	12/90	184.4	192.9	193.9	-4.7	0.5
Commercial natural gas.....	0552-2101	12/90	184.4	192.9	193.9	-4.7	0.5
Commercial natural gas, New England.....	0552-21011	06/12	108.0	122.8	123.1	-9.8	0.2
Commercial natural gas, Middle Atlantic.....	0552-21012	06/12	94.2	97.1	97.6	-2.3	0.5
Commercial natural gas, East North Central.....	0552-21013	06/12	107.0	104.6	105.0	-8.5	0.4
Commercial natural gas, West North Central.....	0552-21014	06/12	99.6	110.1	110.4	-7.4	0.3
Commercial natural gas, South Atlantic.....	0552-21015	06/12	96.5	101.2	101.7	-5.6	0.5
Commercial natural gas, East South Central.....	0552-21016	06/12	92.7	102.0	101.4	-6.9	-0.6
Commercial natural gas, West South Central.....	0552-21017	06/12	152.4	146.0	147.9	-4.2	1.3
Commercial natural gas, Mountain.....	0552-21018	06/12	110.1	105.6	108.6	3.7	2.8
Commercial natural gas, Pacific.....	0552-21019	06/12	109.8	133.2	132.9	-1.0	-0.2
Industrial natural gas.....	0553	12/90	140.9	149.7	145.4	-13.7	-2.9
Industrial natural gas.....	0553-21	12/90	140.9	149.7	145.4	-13.7	-2.9
Industrial natural gas.....	0553-2101	12/90	140.9	149.7	145.4	-13.7	-2.9
Industrial natural gas, New England.....	0553-21011	09/16	104.8	121.9	122.3	-8.7	0.3
Industrial natural gas, Middle Atlantic.....	0553-21012	09/16	114.7	118.7	116.1	-8.7	-2.2
Industrial natural gas, East North Central.....	0553-21013	06/12	98.7	103.0	100.0	-14.7	-2.9
Industrial natural gas, West North Central.....	0553-21014	06/12	107.7	111.9	114.3	-11.4	2.1
Industrial natural gas, South Atlantic.....	0553-21015	09/16	109.7	111.3	111.5	-7.3	0.2
Industrial natural gas, East South Central.....	0553-21016	09/16	100.4	106.2	107.0	-3.0	0.8
Industrial natural gas, West South Central.....	0553-21017	09/16	84.4	90.3	82.8	-31.5	-8.3
Industrial natural gas, Mountain.....	0553-21018	09/16	95.4	94.8	94.8	-1.4	0.0

See footnotes at end of table.

Table 9. Producer price indexes and percent changes for commodity and service groupings and individual items, not seasonally adjusted — Continued
 [1982=100 unless otherwise indicated]

Commodity	Commodity code	Other index base	Index			Percent change to Jan. 2020 from:	
			Sept. 2019 ¹	Dec. 2019 ¹	Jan. 2020 ¹	Jan. 2019	Dec. 2019
Industrial natural gas, Pacific.....	0553-21019	09/16	90.5	104.3	100.7	8.2	-3.5
Natural gas to electric power.....	0554	12/90	137.9	145.5	137.6	-26.8	-5.4
Natural gas to electric power.....	0554-21	12/90	137.9	145.5	137.6	-26.8	-5.4
Natural gas to electric power.....	0554-2101	12/90	137.9	145.5	137.6	-26.8	-5.4
Crude petroleum (domestic production).....	056		156.2	163.2	159.9	13.0	-2.0
Crude petroleum (domestic production).....	0561		156.2	163.2	159.9	13.0	-2.0
Crude petroleum (domestic production).....	0561-01		156.2	163.2	159.9	13.0	-2.0
Crude petroleum (domestic production).....	0561-0102	06/84	170.1	177.7	174.2	13.0	-2.0
Petroleum products, refined.....	057		190.3	194.5	191.1	14.0	-1.7
Gasoline.....	0571		180.0	179.8	179.4	23.1	-0.2
Unleaded premium gasoline.....	0571-03		196.3	194.7	198.1	24.2	1.7
Unleaded premium gasoline.....	0571-0304	06/02	222.4	220.5	224.4	24.2	1.8
Unleaded regular gasoline.....	0571-04		175.1	174.7	174.7	23.6	0.0
Unleaded regular gasoline.....	0571-0404	06/02	210.4	209.9	209.9	23.5	0.0
Unleaded mid-premium gasoline.....	0571-05	12/87	309.1	303.9	300.8	17.1	-1.0
Unleaded mid-premium gasoline.....	0571-0504	06/02	211.4	207.8	205.7	17.1	-1.0
Kerosene and jet fuels.....	0572		195.3	198.1	209.6	14.9	5.8
Kerosene.....	0572-02		198.5	200.6	206.0	13.4	2.7
Kerosene.....	0572-0201		198.5	200.6	206.0	13.4	2.7
Jet fuel.....	0572-03		195.7	198.5	210.3	15.0	5.9
Jet fuel.....	0572-0301		197.2	200.0	211.9	15.0	6.0
Light fuel oils.....	0573		208.0	222.6	206.0	7.5	-7.5
Home heating oil and distillates.....	0573-02		180.6	186.2	187.0	12.0	0.4
Home heating oil and distillates.....	0573-0201		180.6	186.2	187.0	12.0	0.4
No. 2 diesel fuel.....	0573-03		218.4	234.5	215.6	7.2	-8.1
No. 2 diesel fuel.....	0573-0302	06/85	273.4	293.6	269.8	7.2	-8.1
Residual fuels (heavy fuel oils, incl. #5, #6, & other residual fuels).....	0574		114.0	114.9	125.4	-12.3	9.1
Residual fuels (heavy fuel oils, incl. #5, #6, & other residual fuels).....	0574-07	06/85	167.4	168.7	184.2	-12.3	9.2
Residual fuels (heavy fuel oils, incl. #5, #6, & other residual fuels).....	0574-0703	06/02	148.0	149.1	162.8	-12.3	9.2
Finished lubricants.....	0576		437.5	438.9	440.2	2.0	0.3
Lubricating grease.....	0576-03		380.6	380.7	380.7	2.3	0.0
Lubricating grease not from petroleum refineries.....	0576-0303	06/85	368.2	368.3	368.3	1.7	0.0
Lubricating and similar oils.....	0576-04	06/85	414.0	415.5	416.9	2.0	0.3
Lubricating and similar oils not from petroleum refineries.....	0576-0401	06/85	400.9	402.3	403.6	2.0	0.3
Lubricating oil base stocks.....	0578	06/09	121.3	116.1	118.0	6.2	1.6
Lubricating oil base stocks.....	0578-01	06/09	121.3	116.1	118.0	6.2	1.6
Lubricating oil base stocks.....	0578-0121	06/09	121.3	116.1	118.0	6.2	1.6
Asphalt and other petroleum and coal products, n.e.c.....	058	12/84	286.7	245.3	245.5	-17.4	0.1
Asphalt and other petroleum and coal products, n.e.c.....	0581	12/84	286.7	245.3	245.5	-17.4	0.1
Asphalt.....	0581-02	06/85	228.0	168.5	194.7	-6.3	15.5
Asphalt.....	0581-0212	06/85	228.0	168.5	194.7	-6.3	15.5
Other petroleum and coal products, including coke oven products, n.e.c.....	0581-03	12/84	492.9	473.2	423.1	-25.4	-10.6
Other petroleum and coal products, including coke oven products, n.e.c.....	0581-0319	12/84	492.9	473.2	423.1	-25.4	-10.6
Other petroleum and coal products, made in coke oven establishments.....	0581-03191	06/09	155.0	148.7	151.8	6.5	2.1
Chemicals and allied products.....	06		285.1	284.1	286.6	-2.3	0.9
Industrial chemicals.....	061		242.5	242.9	245.8	-5.4	1.2
Basic inorganic chemicals.....	0613		278.9	276.1	273.2	-2.8	-1.1
Inorganic chemicals, other than alkalis and chlorine.....	0613-02		279.2	278.6	277.1	-1.2	-0.5
Aluminum compounds.....	0613-0209	06/95	138.2	138.2	138.2	0.9	0.0
Inorganic acids, inc. hydrochloric, sulfuric acid and other.....	0613-020T	12/08	105.3	96.0	92.2	-17.1	-4.0
Sulfuric acid.....	0613-020T1	06/87	140.3	133.1	129.1	-13.3	-3.0
Lime.....	0613-0213		259.2	258.5	263.0	2.9	1.7
Potassium & sodium compounds, ex. bleaches.....	0613-0217	06/01	297.8	296.0	296.2	1.8	0.1
Rock salt.....	0613-0271	12/84	396.3	400.5	404.3	-0.6	0.9
Other inorganic chemicals, nec.....	0613-0283	12/06	148.6	151.5	150.7	1.0	-0.5
All other inorganic chemicals.....	0613-02833	12/08	98.5	99.6	99.1	2.2	-0.5
Alkalis and chlorine, including natural sodium carbonate and sulfate.....	0613-03		329.6	320.4	312.6	-6.7	-2.4
Natural sodium carbonate and sulfate.....	0613-0301		196.5	195.2	177.9	-6.2	-8.9
Chlorine, sodium hydroxide, and other alkalis.....	0613-0302	06/05	158.0	152.8	151.4	-6.8	-0.9
Sodium hydroxide (caustic soda).....	0613-03024	12/07	128.9	126.2	125.5	-5.1	-0.6
Other alkalis.....	0613-03028	12/11	106.3	98.9	97.1	-12.8	-1.8
Basic organic chemicals.....	0614		237.5	238.5	242.3	-5.9	1.6
Primary basic organic chemicals.....	0614-01		205.1	210.0	219.2	-10.9	4.4

See footnotes at end of table.

Table 9. Producer price indexes and percent changes for commodity and service groupings and individual items, not seasonally adjusted — Continued
 [1982=100 unless otherwise indicated]

Commodity	Commodity code	Other index base	Index			Percent change to Jan. 2020 from:	
			Sept. 2019 ¹	Dec. 2019 ¹	Jan. 2020 ¹	Jan. 2019	Dec. 2019
Aromatics.....	0614-0197	06/01	293.2	270.2	302.0	3.8	11.8
Liquid refinery gases.....	0614-0198	06/01	145.0	161.4	160.0	-20.2	-0.9
Cyclic intermediate chemicals and dyes.....	0614-02		216.1	209.9	213.0	0.8	1.5
Cyclic intermediate chemicals.....	0614-0281	06/01	194.0	191.3	194.3	-1.7	1.6
Synthetic organic dyes.....	0614-0282	06/01	158.1	135.3	136.3	29.4	0.7
Other basic organics.....	0614-03		230.0	229.2	229.5	-3.3	0.1
Ethanol (ethyl alcohol).....	0614-0341		171.6	190.8	184.2	11.3	-3.5
Other basic organics, n.e.c.....	0614-0399	06/87	242.1	235.3	237.6	-6.2	1.0
Fatty acids.....	0614-03991	12/07	121.9	121.5	117.3	-5.9	-3.5
Natural organic chemicals.....	0614-03995	12/08	111.3	110.7	110.6	-1.2	-0.1
Synthetic organic chemicals for use as flavor and perfume materials.....	0614-03997	12/07	121.3	122.1	118.4	-1.2	-3.0
Synthetic organic plasticizers.....	0614-03999	12/07	110.4	-	-	-	-
Other synthetic organic chemicals.....	0614-0399A	12/07	77.5	78.2	79.1	-8.3	1.2
Miscellaneous end use chemicals and chemical products, excluding urea.....	0614-0399B	12/07	194.1	193.6	200.9	6.5	3.8
Miscellaneous cyclic and acyclic chemicals and chemical products, excluding fatty acid esters.....	0614-0399C	12/07	100.1	91.0	90.1	-20.1	-1.0
Paints and allied products.....	062		295.3	296.2	296.0	2.4	-0.1
Prepared paint.....	0621		300.8	301.2	303.3	3.1	0.7
Architectural coatings.....	0621-01		345.8	346.4	346.9	3.6	0.1
Architectural coatings.....	0621-0104	12/03	189.7	190.0	190.3	3.5	0.2
Exterior architectural coatings.....	0621-01041	12/12	114.4	114.3	113.9	2.5	-0.3
Interior architectural coatings.....	0621-01042	12/12	110.1	110.4	110.9	4.1	0.5
OEM finishes excluding marine coatings.....	0621-02	06/83	200.6	200.7	201.2	0.9	0.2
OEM finishes excluding marine coatings.....	0621-0201	06/83	200.6	200.7	201.2	0.9	0.2
Transportation finishes, except powdered and high-solids coatings.....	0621-02011	12/12	109.9	110.1	110.2	1.9	0.1
All other product finishes for original equipment manufacturers (OEM), excluding marine coating.....	0621-02012	12/12	103.8	103.8	104.0	0.3	0.2
Special purpose coatings, incl. marine, industrial & construction coatings.....	0621-03	06/83	392.5	393.1	401.5	4.8	2.1
Special purpose coatings, incl. marine, industrial & construction coatings.....	0621-0301	06/83	392.5	393.1	401.5	4.8	2.1
Paint materials.....	0622		265.1	267.5	261.1	0.8	-2.4
Paint colors.....	0622-02		218.7	221.0	215.0	0.7	-2.7
Iron oxide pigments.....	0622-0206	06/83	279.4	279.4	279.4	3.6	0.0
Synthetic organic pigments.....	0622-0298	06/87	150.9	152.3	152.3	0.4	0.0
Other inorganic pigments.....	0622-0299	06/83	275.6	278.1	273.4	6.8	-1.7
Chrome colors.....	0622-02992	12/08	94.9	94.9	94.9	-3.3	0.0
All other inorganic pigments.....	0622-02995	12/08	128.5	131.0	127.0	21.2	-3.1
Kaolin and ball clay.....	0622-04		223.8	223.8	223.8	1.8	0.0
Kaolin and ball clay.....	0622-0407		256.5	256.5	256.5	1.8	0.0
Allied and miscellaneous paint products.....	0623	06/83	327.6	327.6	330.1	1.3	0.8
Allied and miscellaneous paint products.....	0623-01	06/83	327.6	327.6	330.1	1.3	0.8
Allied and miscellaneous paint products.....	0623-0104	12/03	185.4	185.4	186.9	1.2	0.8
Drugs and pharmaceuticals.....	063		606.3	605.3	616.8	2.2	1.9
Medicinal and botanical chemicals, drugs, and other products.....	0631		182.0	180.8	183.6	1.2	1.5
Medicinal and botanical chemicals, drugs, and other products.....	0631-02	06/82	182.1	180.9	183.7	1.3	1.5
Synthetic organic medicinal chemicals, medicinal & botanical drugs, & other products.....	0631-0203	06/82	182.1	180.9	183.7	1.3	1.5
Veterinary pharmaceutical preparations.....	0634		185.5	-	-	-	-
Pharmaceuticals for veterinary use.....	0634-03	12/87	184.2	-	-	-	-
Pharmaceuticals for veterinary use.....	0634-0302	06/01	140.5	-	-	-	-
Biological products, including diagnostics.....	0637		277.0	276.4	279.4	2.5	1.1
Biological products, excluding diagnostic, for veterinary, industrial, and all other misc. uses.....	0637-17	12/04	144.2	144.9	145.7	6.8	0.6
Diagnostics.....	0637-18	06/09	121.4	120.5	120.4	-0.7	-0.1
In-vitro diagnostic substances.....	0637-1801		204.2	202.2	201.9	-1.1	-0.1
Biological products, excluding diagnostic, for human use.....	0637-19	06/09	134.8	134.8	137.6	3.9	2.1
Pharmaceutical preparations.....	0638	06/01	268.4	268.1	273.8	2.2	2.1
Pharmaceuticals affecting neoplasms, the endocrine system, & metabolic diseases.....	0638-01	06/01	292.6	292.9	298.9	2.3	2.0
Cancer therapy products.....	0638-0102	12/09	102.9	103.0	105.6	4.0	2.5
Insulin/antidiabetes products.....	0638-0103	12/09	279.4	280.4	288.6	3.3	2.9
Other neoplasms, endocrine system, and metabolic diseases.....	0638-0104	12/09	166.8	166.8	170.2	2.1	2.0
Hormones and oral contraceptives.....	0638-0105	12/09	218.0	218.0	218.9	1.0	0.4
Pharmaceuticals acting on the central nervous system and the sense organs.....	0638-02	06/01	307.0	305.4	316.5	3.7	3.6
Analgesics.....	0638-0202	12/09	263.7	263.7	272.9	4.4	3.5
Analgesics, over-the-counter.....	0638-0202OC	06/81	250.6	250.6	250.6	0.2	0.0
Analgesics, prescription.....	0638-0202RX	06/81	2,265.1	2,265.6	2,348.3	4.6	3.7
Psychotherapeutics.....	0638-0203	12/09	180.9	174.0	175.1	-1.4	0.6

See footnotes at end of table.

Table 9. Producer price indexes and percent changes for commodity and service groupings and individual items, not seasonally adjusted — Continued
 [1982=100 unless otherwise indicated]

Commodity	Commodity code	Other index base	Index			Percent change to Jan. 2020 from:	
			Sept. 2019 ¹	Dec. 2019 ¹	Jan. 2020 ¹	Jan. 2019	Dec. 2019
Antidepressants.....	0638-02031	12/09	179.3	175.5	175.5	-0.6	0.0
Other psychotherapeutics, including tranquilizers.....	0638-02032	12/09	196.7	185.6	188.2	-2.1	1.4
Anticonvulsants.....	0638-0204	12/09	223.2	223.2	232.1	3.8	4.0
Other central nervous system and sense organs.....	0638-0205	12/09	179.1	179.1	187.5	4.8	4.7
Pharmaceuticals acting on the cardiovascular system.....	0638-03	06/01	405.6	405.6	415.3	2.4	2.4
Other cardiovascular preparations.....	0638-0305	12/09	309.1	309.1	316.5	2.4	2.4
Pharmaceuticals acting on the respiratory system.....	0638-04	06/01	220.6	220.6	225.3	2.1	2.1
Antihistamines and bronchodilators, including antiasthmatics.....	0638-0402	12/07	156.9	156.9	156.9	-0.1	0.0
Other respiratory preparations.....	0638-0403	12/07	188.0	188.0	193.4	2.9	2.9
Other respiratory preparations, over-the-counter.....	0638-0403OC	12/07	113.8	113.8	113.8	0.0	0.0
Other respiratory preparations, prescription.....	0638-0403RX	12/07	208.7	208.7	215.6	3.4	3.3
Pharmaceuticals acting on the digestive or the genito-urinary systems.....	0638-05	06/01	206.0	206.0	206.7	-1.9	0.3
Other digestive or genito-urinary preparations.....	0638-0503	12/09	149.9	149.9	150.4	-1.9	0.3
Other digestive or genito-urinary preparations, over-the-counter.....	0638-0503OC	06/01	125.8	125.8	126.8	0.8	0.8
Other digestive or genito-urinary preparations, prescription.....	0638-0503RX	06/01	227.3	227.3	227.8	-2.3	0.2
Pharmaceuticals acting on the skin.....	0638-06	06/01	185.7	185.7	190.0	3.8	2.3
Other pharmaceutical preparations acting on the skin.....	0638-0603	12/09	115.4	115.4	124.7	6.2	8.1
Anti-acne preparations.....	0638-0604	12/09	109.8	109.8	112.9	2.8	2.8
Vitamin, nutrient, and hematinic preparations.....	0638-07	06/01	137.7	137.7	137.2	0.3	-0.4
Multivitamins.....	0638-0702	12/09	106.7	106.9	106.9	0.0	0.0
Other vitamins and nutrients.....	0638-0703	12/09	131.0	130.7	130.0	0.9	-0.5
Pharmaceuticals affecting parasitic and infective diseases.....	0638-08	06/01	265.5	265.5	266.5	0.8	0.4
Broad and medium spectrum antibiotics.....	0638-0802	12/09	180.1	180.1	169.3	-5.8	-6.0
Systemic antivirals.....	0638-0803	12/09	176.1	176.1	181.6	3.4	3.1
Other parasitic and infective diseases.....	0638-0804	12/09	198.3	198.3	202.1	2.5	1.9
Fats and oils, inedible.....	064		193.6	197.5	208.2	9.4	5.4
Fats and oils, inedible.....	0641		193.6	197.5	208.2	9.4	5.4
Fats and oils, inedible.....	0641-01		193.6	197.5	208.2	9.4	5.4
Soybean oil, processed for inedible purposes.....	0641-0131	06/95	119.2	123.4	129.1	8.9	4.6
Crude soybean oil, degummed, made from soybeans crushed in the same establishment.....	0641-01311	12/07	74.9	76.0	76.9	2.9	1.2
Soybean oil, all other types.....	0641-01312	12/07	73.8	77.6	83.5	14.1	7.6
Lard, inedible tallow, and grease, except wool grease.....	0641-0132	06/02	246.6	235.8	256.9	11.7	8.9
Agricultural chemicals and chemical products.....	065		209.7	209.0	204.1	-13.7	-2.3
Mixed fertilizers.....	0651		179.9	176.5	173.5	-9.3	-1.7
Mixed fertilizers.....	0651-05	06/86	189.9	186.3	183.0	-9.3	-1.8
Mixed fertilizers.....	0651-0501	06/86	189.9	186.3	183.0	-9.3	-1.8
Mixed fertilizers, made in plants which manufacture fertilizer materials.....	0651-05011	12/09	115.2	109.8	102.6	-29.3	-6.6
Mixed fertilizers, dry, mixing only.....	0651-05012	12/09	108.8	108.4	107.8	-0.4	-0.6
Mixed fertilizers, liquid, mixing only.....	0651-05013	12/09	112.8	108.1	109.3	-6.3	1.1
Fertilizer materials.....	0652		207.7	194.8	187.2	-22.3	-3.9
Nitrogenates.....	0652-01		250.1	244.6	229.7	-15.4	-6.1
Fertilizer materials of organic origin.....	0652-0137	12/93	223.6	223.6	223.6	0.0	0.0
Synthetic ammonia, nitric acid, ammonium compounds, and urea.....	0652-013A	12/14	77.8	75.9	70.9	-16.7	-6.6
Phosphates.....	0652-02		176.9	159.4	156.7	-27.8	-1.7
Phosphoric acid, 52-54 percent APA, superphosphates and other phosphate fertilizer materials.....	0652-026A	12/14	76.6	69.0	67.9	-27.7	-1.6
Other agricultural chemicals.....	0653		186.8	198.3	195.7	-6.9	-1.3
Other agricultural chemicals.....	0653-01		186.8	198.3	195.7	-6.9	-1.3
Lawn and garden pesticides and chemicals.....	0653-0107	06/03	157.2	155.9	155.9	-0.8	0.0
Household and institutional pesticides and chemicals.....	0653-0108	06/03	145.7	144.6	142.1	-0.3	-1.7
Agricultural and commercial pesticides and chemicals.....	0653-0109	06/03	121.8	131.0	129.3	-8.0	-1.3
Plastic resins and materials.....	066		224.2	218.0	216.6	-8.2	-0.6
Thermoplastic resins and plastics materials.....	0662		223.9	217.6	215.5	-9.4	-1.0
Thermoplastic resins and plastics materials.....	0662-12	12/03	155.6	151.2	149.8	-9.4	-0.9
Thermoplastic resins and plastics materials.....	0662-1201	12/03	155.6	151.2	149.8	-9.4	-0.9
Thermosetting resins and plastics materials.....	0663		243.1	236.1	239.0	-0.9	1.2
Thermosetting resins and plastics materials.....	0663-06	12/98	173.2	168.2	170.3	-0.9	1.2
Thermosetting resins and plastics materials.....	0663-0601	12/98	173.2	168.2	170.3	-0.9	1.2
Other chemicals and allied products.....	067		207.7	207.2	207.5	0.5	0.1
Soaps and detergents.....	0671		182.6	183.3	183.2	1.0	-0.1
Soaps and other detergents.....	0671-04	06/83	175.4	176.0	175.9	1.0	-0.1
Soaps and detergents, commercial, industrial, and institutional.....	0671-0401	06/83	245.6	247.8	247.5	2.0	-0.1
Commercial, industrial, and institutional hard surface cleaners.....	0671-040101	12/11	97.7	101.1	100.2	3.0	-0.9
Commercial, industrial, and institutional laundry detergents.....	0671-040102	12/11	114.3	115.3	115.2	3.4	-0.1

See footnotes at end of table.

Table 9. Producer price indexes and percent changes for commodity and service groupings and individual items, not seasonally adjusted — Continued
 [1982=100 unless otherwise indicated]

Commodity	Commodity code	Other index base	Index			Percent change to Jan. 2020 from:	
			Sept. 2019 ¹	Dec. 2019 ¹	Jan. 2020 ¹	Jan. 2019	Dec. 2019
Commercial, industrial, and institutional dishwashing detergents.....	0671-040103	12/11	118.7	118.7	118.7	1.1	0.0
Commercial, industrial, and institutional metal cleaners.....	0671-040104	12/11	117.4	117.4	117.4	3.8	0.0
Dairy, farm, and food plant cleaners, sanitizers, etc.....	0671-040106	12/11	108.9	109.0	109.0	-1.2	0.0
Commercial, industrial, and institutional soaps, excluding specialty cleaners. . .	0671-040107	12/11	113.6	116.1	115.9	2.6	-0.2
Commercial, industrial, and institutional scouring cleaners.....	0671-040109	05/18	100.3	100.3	100.3	0.3	0.0
Household detergents.....	0671-0402		151.7	151.7	151.7	0.2	0.0
Household alkaline detergents and cleaners.....	0671-04021	05/18	100.9	100.9	100.9	0.7	0.0
Household dry and liquid laundry detergents.....	0671-04022	05/18	99.8	99.8	99.8	0.0	0.0
Soaps, excluding specialty cleaners, household.....	0671-0403	06/83	189.0	188.8	188.8	-0.1	0.0
Polish and other sanitation goods.....	0672	06/83	202.4	203.1	203.5	3.7	0.2
Polish and other sanitation goods.....	0672-01	06/83	202.4	203.1	203.5	3.7	0.2
Polishing preparations and related products.....	0672-0103	06/83	237.3	236.5	236.5	0.7	0.0
Specialty cleaning and sanitation products.....	0672-0105	05/17	107.2	107.8	108.1	5.2	0.3
Disinfectants, nonagricultural, industrial and institutional.....	0672-01051	05/17	134.8	134.8	135.2	24.8	0.3
Air and room fresheners.....	0672-01053	12/11	107.0	109.7	109.5	2.9	-0.2
Laundry fabric softeners and rinses, liquid and dry.....	0672-01058	05/17	104.5	104.5	104.7	0.7	0.2
Other specialty cleaning and sanitation products.....	0672-01059	12/11	106.4	106.8	107.4	1.4	0.6
Cosmetics and other toilet preparations.....	0675		167.7	167.9	168.0	1.1	0.1
Shaving preparations.....	0675-02		162.3	-	162.3	0.0	-
Shaving preparations.....	0675-0206	06/99	143.6	-	143.6	0.0	-
Perfumes, toilet waters, and colognes.....	0675-03		174.4	-	174.4	0.0	-
Perfumes, toilet waters, and colognes.....	0675-0306	06/99	108.8	-	108.8	0.0	-
Hair preparations (including shampoos).....	0675-04		194.0	194.1	194.3	0.2	0.1
Hair preparations (including shampoos).....	0675-0407	06/99	143.6	143.7	143.9	0.2	0.1
Hair preparations (including shampoos), excluding hair tonics.....	0675-040701	12/11	127.0	127.1	127.1	0.1	0.0
Hair tonics, including hair and scalp conditioners.....	0675-040702	12/11	104.7	104.7	105.2	0.5	0.5
Dentifrices.....	0675-05		148.5	148.5	148.5	6.5	0.0
Dentifrices, mouthwashes, gargles, and rinses.....	0675-0504	12/11	116.0	116.0	116.0	11.8	0.0
Creams, lotions and oils, excluding shaving, hair, and deodorant.....	0675-14	06/99	118.0	118.0	118.1	1.8	0.1
Creams, lotions and oils, excluding shaving, hair, and deodorant.....	0675-1401	06/99	118.0	118.0	118.1	1.8	0.1
Other cosmetics and toilet preparations.....	0675-15	06/99	111.9	112.1	112.1	0.2	0.0
Other cosmetics and toilet preparations.....	0675-1501	06/99	111.9	112.1	112.1	0.2	0.0
Misc. chemical prod. and preparations.....	0679		249.1	247.2	248.0	-0.5	0.3
Explosives, propellants, and blasting accessories.....	0679-02		230.1	230.2	231.1	-0.9	0.4
Explosives, propellants, and blasting accessories.....	0679-0234	12/03	141.4	141.5	142.1	-0.8	0.4
Industrial gases.....	0679-03		286.8	280.4	284.1	3.0	1.3
Carbon dioxide.....	0679-0302		358.0	359.3	359.8	2.0	0.1
Nitrogen.....	0679-0303		187.7	204.5	204.2	6.9	-0.1
Oxygen.....	0679-0304		308.3	313.3	312.6	2.0	-0.2
Argon and hydrogen.....	0679-0309	06/09	86.5	86.0	86.5	-21.9	0.6
Other industrial gases (including fluorocarbon and acetylene).....	0679-0312	06/09	235.6	220.9	226.1	13.0	2.4
Adhesives and sealants.....	0679-04	12/83	267.2	266.9	268.5	1.0	0.6
Synthetic resin and rubber adhesives.....	0679-0402	12/83	274.0	274.0	275.0	0.9	0.4
Epoxy adhesives.....	0679-04021	12/11	120.8	120.9	122.0	2.0	0.9
Other synthetic resin and rubber adhesives.....	0679-04026	12/11	101.3	101.3	101.9	1.3	0.6
Structural sealants (load bearing).....	0679-0407	12/11	100.5	98.7	99.5	-2.5	0.8
Nonstructural caulking compounds and sealants.....	0679-040A	12/11	120.9	121.4	122.9	2.3	1.2
Surface active agents.....	0679-05	12/83	270.5	267.4	268.4	-4.3	0.4
Textile and leather assistants and finishes.....	0679-0501	12/83	201.0	180.5	194.8	-3.1	7.9
Surfactants (bulk surface active agents).....	0679-0502	12/83	290.4	291.5	289.3	-4.5	-0.8
Gum and wood chemicals, including wood distillation products.....	0679-06	06/84	407.6	411.2	402.8	-0.3	-2.0
Gum and wood chemicals, including wood distillation products.....	0679-0607	12/03	266.1	268.5	263.0	-0.3	-2.0
Other miscellaneous chemical products.....	0679-09		216.0	214.9	214.9	-0.3	0.0
Carbon black.....	0679-0918	12/83	370.7	359.9	351.5	-5.4	-2.3
Printing ink.....	0679-0919	06/84	218.1	218.1	216.6	0.4	-0.7
Gravure printing inks.....	0679-09192	12/11	103.3	103.3	103.3	0.0	0.0
Lithographic and offset inks.....	0679-09193	12/11	104.5	104.5	104.5	0.1	0.0
News and nonheat web offset printing inks.....	0679-091931	12/11	104.1	104.1	104.1	0.0	0.0
Publication and commercial web inks.....	0679-091932	12/11	103.1	103.1	103.1	0.0	0.0
Sheet-fed general inks.....	0679-091933	12/11	107.1	107.2	107.2	0.3	0.0
Sheet-fed packaging inks.....	0679-091934	12/11	105.8	105.9	105.9	0.2	0.0
Flexographic printing inks.....	0679-09194	12/11	106.8	106.9	106.9	0.2	0.0
Nonimpact/digital inks.....	0679-09195	12/11	168.5	168.5	165.7	1.0	-1.7
All other printing inks.....	0679-09196	12/11	103.7	103.6	104.0	0.1	0.4
Water-treating compounds.....	0679-0961	06/85	174.9	173.0	174.8	-2.8	1.0
Automotive chemicals.....	0679-0991	06/09	101.1	100.7	100.7	0.8	0.0
Other chemical preparations, n.e.c.....	0679-0999	06/85	253.1	251.6	252.6	-0.1	0.4
Rubber and plastic products.....	07		195.5	194.7	194.7	-1.4	0.0

See footnotes at end of table.

Table 9. Producer price indexes and percent changes for commodity and service groupings and individual items, not seasonally adjusted — Continued
 [1982=100 unless otherwise indicated]

Commodity	Commodity code	Other index base	Index			Percent change to Jan. 2020 from:	
			Sept. 2019 ¹	Dec. 2019 ¹	Jan. 2020 ¹	Jan. 2019	Dec. 2019
Rubber and rubber products.....	071		180.0	178.9	179.5	-0.6	0.3
Synthetic rubber, inc. styrene-butadiene rubber (SBR) and ethylene propylene.....	0711		203.4	197.7	201.6	-3.5	2.0
Synthetic rubber.....	0711-02		204.5	198.8	202.7	-3.5	2.0
Synthetic rubber, inc. sbr and ethylene propylene.....	0711-0224	06/03	162.0	157.5	160.6	-3.5	2.0
Tires, tubes, tread, & repair materials.....	0712		152.1	152.2	151.7	-0.7	-0.3
Tires.....	0712-01		148.7	148.8	148.2	-0.8	-0.4
Pneumatic tires (including passenger, truck, bus, tractor, industrial, and other tires).....	0712-010		148.7	148.8	148.3	-0.8	-0.3
Passenger car pneumatic tires.....	0712-0104	12/03	153.7	153.3	153.3	-0.1	0.0
Truck and bus (including off-the-highway) pneumatic tires.....	0712-0105		147.3	148.4	146.5	-2.7	-1.3
All solid and semi-pneumatic tires.....	0712-0131	12/10	102.2	102.2	102.2	0.0	0.0
Tread rubber, tire sundries, and repair materials.....	0712-03		221.4	221.4	221.4	0.0	0.0
Tread rubber, tire sundries, and repair materials.....	0712-0354	12/03	159.3	159.3	159.3	0.0	0.0
Miscellaneous rubber products.....	0713		205.2	204.3	204.8	0.5	0.2
Rubber and plastics footwear, including athletic footwear.....	0713-01		145.4	145.4	145.4	0.0	0.0
Rubber and plastics footwear, including athletic footwear.....	0713-0109	12/11	108.3	108.3	108.3	0.0	0.0
Rubber and plastic belts and belting.....	0713-03		294.3	294.8	301.0	5.1	2.1
Flat rubber and plastics belts and belting.....	0713-0371	12/03	260.6	261.3	269.2	7.0	3.0
Rubber and plastics transmission belts and belting (excluding flat).....	0713-0372	12/03	137.4	137.4	138.1	1.8	0.5
Rubber and plastics hose.....	0713-04		259.1	259.4	260.0	2.0	0.2
Rubber and plastics hose.....	0713-0411	12/11	114.9	115.0	115.3	2.0	0.3
Industrial rubber and plastics hose without fittings.....	0713-04116	12/11	109.9	109.9	110.2	0.5	0.3
Rubber and plastics water hose (incl. fire, irrigation, etc.).....	0713-04117	12/11	118.7	118.7	119.5	0.6	0.7
Rubber and plastics hose for on- and off-highway motor vehicles.....	0713-04118	12/11	111.6	111.9	112.1	2.2	0.2
Miscellaneous rubber products, n.e.c.....	0713-06	06/83	181.3	180.2	180.2	-0.4	0.0
All other industrial rubber products.....	0713-0604	06/83	274.3	274.3	274.3	1.6	0.0
All other miscellaneous rubber goods.....	0713-0606	06/83	199.0	199.0	200.1	1.1	0.6
Rubber compounds or mixtures for sale or interplant transfer.....	0713-0612	06/83	224.4	219.8	218.8	-3.9	-0.5
Rubber druggist and medical sundries, excluding gloves.....	0713-0616	12/03	145.7	145.7	145.7	5.0	0.0
Rubber products for mechanical use.....	0713-0617	12/04	115.4	115.0	115.2	-0.3	0.2
Molded rubber mechanical goods automotive.....	0713-06171	12/11	93.5	92.7	93.0	-1.5	0.3
Molded rubber mechanical goods, transportation/off-highway.....	0713-06172	12/11	104.3	104.3	104.6	0.5	0.3
Other molded rubber mechanical goods (excluding tubing).....	0713-06179	12/11	112.2	112.4	112.4	0.4	0.0
Other extruded rubber mechanical goods (excl. auto)(excl. tubing).....	0713-0617C	12/11	104.4	104.4	104.4	-0.9	0.0
Rubber coated fabrics and garments.....	0713-0618	06/06	155.1	155.1	156.1	0.9	0.6
Plastic products.....	072		208.3	207.5	207.4	-1.6	0.0
Plastic construction products.....	0721		229.1	228.1	229.1	-0.4	0.4
Plastic construction products.....	0721-06		229.1	228.1	229.1	-0.4	0.4
Plastics pipe.....	0721-0603	12/05	108.7	107.8	107.5	-3.8	-0.3
Plastics drain, waste, and vent pipe.....	0721-06031	12/11	96.3	94.9	95.3	-1.7	0.4
Plastics water pipe.....	0721-06033	12/11	103.9	104.1	103.8	-3.8	-0.3
Plastics sewer, stormdrain, and water main pipe.....	0721-06038	12/17	99.4	98.3	96.7	-3.9	-1.6
Other plastics pipe.....	0721-0603B	12/11	127.8	127.5	126.7	-5.4	-0.6
Plastics pipe fittings and unions.....	0721-0604	12/05	174.8	175.0	174.3	2.7	-0.4
Plastics plumbing fixtures.....	0721-0605	12/05	127.6	127.6	128.7	0.8	0.9
Other plastic construction products.....	0721-0606		217.9	217.0	218.8	0.6	0.8
Building and construction polystyrene foam products.....	0721-06061	06/08	119.7	119.7	119.7	-0.3	0.0
Building & construction fabricated plastics products (excl foam, plumbing fixtures, hardware).....	0721-06063	06/08	126.7	126.0	127.3	0.8	1.0
Unsupported plastic film, sheet and other shapes.....	0722		221.6	219.5	218.6	-1.5	-0.4
Unsupported plastic film, sheet and other shapes.....	0722-05	12/82	219.6	217.5	216.6	-1.5	-0.4
Unsupported plastic film, sheet and other shapes.....	0722-0501	12/82	219.6	217.5	216.6	-1.5	-0.4
Unlaminated polyethylene film and sheet.....	0722-05011	12/11	100.8	99.4	98.7	-2.8	-0.7
Unlaminated vinyl and vinyl copolymer film and sheet.....	0722-05013	12/11	106.9	106.4	105.8	-1.3	-0.6
Miscellaneous unlaminated plastics film and sheet.....	0722-05014	12/11	98.8	99.3	98.3	1.1	-1.0
Unlaminated plastics profile shapes.....	0722-05015	12/11	110.5	108.2	109.1	-1.4	0.8
Laminated plastic sheets, rods, and tubes.....	0723		211.6	211.6	211.7	1.1	0.0
Laminated plastics plates, sheet (excluding packaging), and shapes.....	0723-04		211.9	211.9	212.0	1.1	0.0
Laminated plastics plates, sheet (excluding packaging), and shapes.....	0723-0401	12/82	218.1	218.1	218.2	1.2	0.0
Parts for manufacturing from plastics.....	0726		153.2	154.0	153.6	0.7	-0.3
Parts for transportation equipment.....	0726-01		145.0	146.2	146.0	0.1	-0.1
Parts for transportation equipment.....	0726-0105	12/82	143.8	145.0	144.8	0.1	-0.1
Transportation polyurethane foam products.....	0726-01051	12/11	108.5	108.5	108.5	-0.7	0.0
Transportation fabricated plastic parts (excluding foam and reinforced plastics).....	0726-01052	12/11	111.3	112.2	112.1	0.2	-0.1
Other parts and components for manufacturing.....	0726-02		147.3	147.5	146.7	6.8	-0.5
Other parts and components for manufacturing.....	0726-0205	12/82	147.5	147.6	146.8	6.8	-0.5

See footnotes at end of table.

Table 9. Producer price indexes and percent changes for commodity and service groupings and individual items, not seasonally adjusted — Continued
 [1982=100 unless otherwise indicated]

Commodity	Commodity code	Other index base	Index			Percent change to Jan. 2020 from:	
			Sept. 2019 ¹	Dec. 2019 ¹	Jan. 2020 ¹	Jan. 2019	Dec. 2019
All other miscellaneous polyurethane foam products.....	0726-02051	12/11	97.9	97.8	97.8	-0.4	0.0
Electrical & electronic fabricated plastics (excl. foam and reinforced plastics)...	0726-02052	12/11	99.4	99.7	98.5	0.4	-1.2
All other polystyrene foam products incl. transportation application uses.....	0726-02053	12/11	109.0	109.0	109.0	0.0	0.0
Industrial machinery plastics products, excl foam (incl gears, bearings, bushings, cams).....	0726-02054	12/11	—	123.8	123.7	—	-0.1
Foam components for furniture.....	0726-03	12/82	231.8	231.6	230.2	-9.2	-0.6
Foam components for furniture.....	0726-0305	12/99	170.8	170.6	169.6	-9.2	-0.6
Other plastic products.....	0729	12/82	239.3	237.9	237.1	-2.4	-0.3
Other plastic products.....	0729-01	12/82	239.3	237.9	237.1	-2.4	-0.3
Custom compounding of purchased plastic resins (incl color concentrates and resin pellets).....	0729-0196	12/99	169.5	168.9	167.0	-4.4	-1.1
All other reinforced and fiberglass plastics products.....	0729-0197	12/99	174.8	172.8	174.3	0.2	0.9
Products made of foam other than polystyrene or polyurethane.....	0729-0198	12/99	137.4	137.4	137.4	0.7	0.0
Plastic packaging products.....	072A	12/06	115.6	115.1	114.9	-4.4	-0.2
Plastic packaging products.....	072A-01	12/06	115.6	115.1	114.9	-4.4	-0.2
Plastic packaging products.....	072A-0101	12/06	115.6	115.1	114.9	-4.4	-0.2
Other plastic packaging products, excluding film, sheet, foam and bottles.....	072A-01012	12/09	109.3	109.5	109.3	-3.5	-0.2
Packaging polyurethane foam products.....	072A-01013	12/09	174.5	174.5	174.5	-0.2	0.0
Plastic bottles.....	072A-01014	12/09	111.5	109.8	109.6	-6.8	-0.2
Polystyrene foam food containers.....	072A-01015	12/11	135.0	136.0	136.0	0.4	0.0
Polystyrene foam protective shipping pads/shaped cushioning/other foam packaging supplies.....	072A-01016	12/11	109.1	109.1	109.0	-0.5	-0.1
Consumer, institutional, and commercial products, n.e.c.....	072B	12/06	137.8	137.5	138.3	-1.3	0.6
All other consumer, institutional, and commercial products.....	072B-01	12/06	137.8	137.5	138.3	-1.3	0.6
All other consumer, institutional, and commercial products.....	072B-0101	12/06	137.8	137.5	138.3	-1.3	0.6
Consumer and institutional polystyrene foam products.....	072B-01011	12/07	135.4	135.0	134.9	-0.7	-0.1
Consumer and institutional polyurethane foam products.....	072B-01013	12/07	145.1	145.1	145.1	0.0	0.0
Consumer/institutional/commercial fabricated plastics products.....	072B-01015	12/07	128.7	128.5	129.3	-1.7	0.6
Recyclable plastics.....	072C	12/11	76.4	71.4	68.1	-8.0	-4.6
Recyclable plastics.....	072C-01	12/11	76.4	71.4	68.1	-8.0	-4.6
Recyclable plastics.....	072C-0101	12/11	76.4	71.4	68.1	-8.0	-4.6
Lumber and wood products.....	08		235.9	235.5	235.5	-0.6	0.0
Lumber.....	081		210.9	209.0	208.9	-0.5	0.0
Softwood lumber.....	0811		219.7	220.1	220.5	5.6	0.2
Softwood cut stock and dimension.....	0811-05		200.4	200.6	201.8	-3.5	0.6
Softwood cut stock and dimension.....	0811-0503		213.9	214.1	215.4	-3.5	0.6
Softwood lumber, not edge worked.....	0811-06	12/03	117.4	117.5	117.7	7.0	0.2
Softwood lumber, not edge worked.....	0811-0601	12/03	117.4	117.5	117.7	7.0	0.2
Softwood rough lumber, not edge worked.....	0811-06011	06/12	135.3	135.3	—	—	—
Softwood dressed lumber, less than 2 inches in nominal thickness, not edge worked.....	0811-06012	06/12	121.9	117.9	114.9	-5.7	-2.5
Softwood dressed 2-inch lumber, 2 inches in nominal thickness only, not edge worked.....	0811-06013	06/12	122.0	124.1	125.1	16.0	0.8
Softwood dressed lumber and timbers, more than 2 inches in nominal thickness, not edge worked.....	0811-06014	06/12	108.5	101.5	101.9	-7.4	0.4
Softwood lumber, made from purchased lumber.....	0811-07	12/03	169.3	170.2	170.3	0.9	0.1
Softwood lumber, made from purchased lumber.....	0811-0701	12/03	169.3	170.2	170.3	0.9	0.1
Hardwood lumber.....	0812		208.8	202.9	202.0	-10.5	-0.4
Hardwood cut stock and dimension.....	0812-03		252.4	248.5	248.5	-4.8	0.0
Hardwood cut stock and dimension.....	0812-0311	06/84	219.6	216.2	216.2	-4.8	0.0
Hardwood flooring.....	0812-04	06/84	197.2	194.8	193.8	2.2	-0.5
Oak and maple hardwood flooring.....	0812-0401	06/84	196.4	193.5	192.3	2.7	-0.6
Hardwood flooring, other than oak and maple.....	0812-0402	12/11	123.7	123.6	123.6	0.1	0.0
Hardwood lumber, not edge worked.....	0812-05	12/03	93.8	89.1	88.4	-21.4	-0.8
Hardwood lumber, not edge worked.....	0812-0501	12/03	93.8	89.1	88.4	-21.4	-0.8
Hardwood lumber, made from purchased lumber.....	0812-06	12/03	104.4	102.6	102.6	-5.7	0.0
Hardwood lumber, made from purchased lumber.....	0812-0601	12/03	104.4	102.6	102.6	-5.7	0.0
Millwork.....	082		263.0	264.3	264.8	1.1	0.2
General millwork.....	0821		256.8	257.2	257.9	1.3	0.3
General millwork.....	0821-01		256.8	257.2	257.9	1.3	0.3
Stock wood kitchen cabinets, related cabinetwork and countertops.....	0821-0102	12/12	110.2	110.5	110.5	2.2	0.0
Stock wood kitchen cabinets and related cabinetwork for permanent installation.....	0821-01021	12/09	116.9	117.4	117.4	2.6	0.0
Custom wood kitchen cabinets, bathroom vanities, and related cabinetwork.....	0821-0105	12/12	118.0	118.8	118.7	0.3	-0.1
Custom wood kitchen cabinets and related cabinetwork not sold direct to customer at retail.....	0821-01051	12/09	134.3	134.7	134.6	0.4	-0.1

See footnotes at end of table.

Table 9. Producer price indexes and percent changes for commodity and service groupings and individual items, not seasonally adjusted — Continued
 [1982=100 unless otherwise indicated]

Commodity	Commodity code	Other index base	Index			Percent change to Jan. 2020 from:	
			Sept. 2019 ¹	Dec. 2019 ¹	Jan. 2020 ¹	Jan. 2019	Dec. 2019
Custom wood kitchen cabinets, bathroom vanities, and related cabinet work sold at retail.....	0821-01052	12/09	115.8	117.0	116.9	0.2	-0.1
Wood window units.....	0821-01112	06/83	270.0	270.0	272.5	6.4	0.9
Double hung wood window units.....	0821-01121	06/13	120.4	120.4	121.7	4.8	1.1
Casement wood window units.....	0821-01122	06/13	131.0	131.0	132.5	10.5	1.1
All other wood window units, including horizontal sliding, awning and single hung.....	0821-01123	06/13	115.2	115.2	115.2	1.2	0.0
Wood sash, excluding sash shipped in window units.....	0821-0122	06/83	274.3	274.3	276.0	2.6	0.6
Wood window & door frames, incl. door frames in door units, excl. window frames in window units.....	0821-0132	06/83	171.1	167.7	167.7	-8.8	0.0
Wood panel, flush, & molded face doors, interior & exterior, incl. doors with glazed sections.....	0821-0142	06/83	234.4	234.6	236.0	2.3	0.6
Other wood doors, incl. garage, patio, bifold, cabinet, screen, storm and louver.....	0821-0152	06/83	240.9	241.2	242.4	0.7	0.5
Wood moldings.....	0821-0162	06/83	218.2	217.5	217.5	0.6	0.0
Mirror and picture frames and framed pictures.....	0821-0175	06/02	121.6	123.9	124.6	3.0	0.6
Other wood millwork products, including stairwork, exterior millwork, and softwood flooring.....	0821-0183	06/83	217.7	216.3	214.2	-2.4	-1.0
Prefabricated structural members.....	0822		292.1	298.4	298.2	0.2	-0.1
Prefabricated structural members.....	0822-01		292.1	298.4	298.2	0.2	-0.1
Laminated veneer lumber.....	0822-0107	12/03	128.3	126.6	-	-	-
Other engineered structural wood members, excluding trusses & laminated veneer lumber.....	0822-0108	12/03	132.7	132.6	132.7	-2.9	0.1
Wood trusses.....	0822-0109	12/03	185.7	191.2	191.0	1.5	-0.1
Plywood.....	083		193.6	194.1	195.5	-7.7	0.7
Softwood veneer and plywood.....	0831		205.7	206.8	206.6	-13.2	-0.1
Softwood veneer and plywood.....	0831-03		160.6	161.5	161.4	-13.1	-0.1
Softwood veneer and plywood.....	0831-0303	12/05	99.2	99.8	99.7	-13.2	-0.1
Softwood veneer, incl. veneer backed w/ paper, cloth, or other flexible material.....	0831-03031	12/07	107.2	104.2	105.2	-15.4	1.0
Softwood plywood products: rough, sanded, and specialties.....	0831-03035	12/11	108.4	110.3	109.8	-12.4	-0.5
Hardwood veneer and plywood.....	0835	12/05	123.8	123.6	125.9	0.4	1.9
Hardwood veneer and plywood.....	0835-01	12/05	123.8	123.6	125.9	0.4	1.9
Hardwood veneer, including veneer backed with paper, cloth, or other flexible material.....	0835-0102	12/11	103.7	106.9	109.3	-0.6	2.2
Hardwood plywood.....	0835-0104	12/12	126.2	123.5	125.8	0.1	1.9
Hardwood veneered panels, including two-ply veneers.....	0835-0107	12/11	119.6	119.6	120.8	3.2	1.0
Other wood products.....	084		176.6	176.2	175.9	-0.2	-0.2
Wood pallets and pallet containers, wood and metal combination.....	0841		281.2	281.1	279.7	0.1	-0.5
Wood pallets and pallet containers.....	0841-01		281.2	281.1	279.7	0.1	-0.5
Wood pallets and pallet containers, wood and metal combination.....	0841-0101	12/09	144.0	143.9	143.2	0.1	-0.5
Wood boxes.....	0842		212.5	212.1	213.1	1.0	0.5
Wood boxes.....	0842-01		212.5	212.1	213.1	1.0	0.5
Nailed and lock-corner wood boxes.....	0842-0101	06/85	169.3	169.3	169.3	0.0	0.0
Wood box and crate shook.....	0842-0102	06/85	175.9	174.8	175.0	-0.5	0.1
Other wood container parts and wood containers.....	0842-0127	12/03	141.2	141.2	142.4	2.2	0.8
Miscellaneous wood products.....	0849		128.1	127.5	127.5	-0.8	0.0
Wood ties, siding, shingles, and shakes, and contract sawing of logs owned by others.....	0849-03	12/03	147.5	147.7	147.6	4.1	-0.1
Wood ties, siding, shingles, and shakes, and contract sawing of logs owned by others.....	0849-0301	12/03	147.5	147.7	147.6	4.1	-0.1
Sawn wood fence stock, wood lath, and contract resawing and planing.....	0849-04	12/03	136.5	136.5	136.5	0.0	0.0
Sawn wood fence stock, wood lath, and contract resawing and planing.....	0849-0401	12/03	136.5	136.5	136.5	0.0	0.0
All other miscellaneous wood products.....	0849-09	06/84	208.3	207.1	207.1	-1.2	0.0
All other miscellaneous wood products.....	0849-0901	06/84	208.3	207.1	207.1	-1.2	0.0
Logs, bolts, timber, pulpwood and wood chips.....	085		238.4	237.4	235.9	-3.4	-0.6
Logs, bolts, timber, pulpwood and wood chips.....	0851		238.4	237.4	235.9	-3.4	-0.6
Logs, bolts, timber, pulpwood and wood chips.....	0851-05	12/11	101.9	101.5	100.8	-3.4	-0.7
Logs, bolts, timber and pulpwood.....	0851-0502	12/11	103.2	103.1	101.5	-4.5	-1.6
Wood chips, excluding field chips.....	0851-0505	12/11	94.8	93.4	95.6	0.6	2.4
Prefabricated wood buildings & components.....	086	12/84	271.5	271.2	270.9	1.3	-0.1
Prefabricated wood buildings & components.....	0861	12/84	271.5	271.2	270.9	1.3	-0.1
Prefabricated wood buildings and components.....	0861-01	12/84	271.5	271.2	270.9	1.3	-0.1
Prefabricated stationary wood buildings, components (not sold as complete units).....	0861-0101	12/84	180.5	180.2	180.8	0.9	0.3
Prefabricated stationary wood buildings, precut packages (complete units).....	0861-0102	12/84	333.2	332.3	328.2	-0.1	-1.2

See footnotes at end of table.

Table 9. Producer price indexes and percent changes for commodity and service groupings and individual items, not seasonally adjusted — Continued
 [1982=100 unless otherwise indicated]

Commodity	Commodity code	Other index base	Index			Percent change to Jan. 2020 from:	
			Sept. 2019 ¹	Dec. 2019 ¹	Jan. 2020 ¹	Jan. 2019	Dec. 2019
Prefabricated stationary wood buildings, shipped in panel form (complete units)	0861-0103	12/84	291.3	292.7	291.8	3.2	-0.3
Prefabricated stationary wood buildings, shipped in three-dimensional assemblies	0861-0104	12/84	271.7	271.1	271.1	2.0	0.0
Prefabricated stationary wood buildings, three-dimensional assemblies, residential	0861-01041	12/11	129.7	129.5	129.5	2.3	0.0
Prefabricated stationary wood buildings, three-dimensional assemblies, nonresidential	0861-01042	12/11	119.6	119.2	119.3	0.4	0.1
Treated wood and contract wood preserving	087	06/85	213.0	212.1	213.1	4.3	0.5
Treated wood and contract wood preserving	0871	06/85	213.0	212.1	213.1	4.3	0.5
Treated wood	0871-01	06/85	212.8	211.9	212.9	4.9	0.5
Wood poles, piles, and posts owned and treated by the same establishment	0871-0101	06/85	271.9	276.1	275.1	4.5	-0.4
Other wood products owned and treated by the same establishment	0871-0102	06/85	193.0	190.6	192.2	5.1	0.8
Contract wood preservation	0871-02	06/85	214.3	213.9	214.4	-0.7	0.2
Receipts for treating wood owned by others w/ arsenical chemicals, creosote, & other chemicals	0871-0201	06/85	214.3	213.9	214.4	-0.7	0.2
Pulp, paper, and allied products	09		257.3	256.8	257.4	-1.9	0.2
Pulp, paper, and prod., ex. bldg. paper	091		224.2	223.4	223.7	-3.7	0.1
Wood pulp	0911		146.6	140.3	139.2	-34.2	-0.8
Wood pulp	0911-05	06/06	101.8	97.4	96.7	-34.2	-0.7
Wood pulp	0911-0501	06/06	101.8	97.4	96.7	-34.2	-0.7
Wastepaper	0912		154.7	141.6	151.6	-43.4	7.1
News and other low grade wastepaper	0912-01		93.1	63.0	92.5	-35.3	46.8
News and other low grade wastepaper	0912-0125	06/06	42.0	28.4	41.8	-35.2	47.2
Corrugated wastepaper	0912-03		131.9	123.8	130.8	-46.2	5.7
Corrugated wastepaper	0912-0325	06/06	45.3	42.5	44.9	-46.2	5.6
High grade wastepaper (including pulp substitutes and deinking)	0912-07	12/86	115.5	103.9	109.4	-36.3	5.3
High grade wastepaper (including pulp substitutes and deinking)	0912-0725	06/06	86.8	78.1	82.2	-36.3	5.2
Paper	0913		199.7	199.3	198.9	-0.9	-0.2
Writing and printing papers	0913-01		197.6	196.4	196.9	0.8	0.3
Bleached bristol, clay-coated, uncoated, and industrial converted paper	0913-0119	12/11	106.2	105.0	105.3	0.1	0.3
Printing paper, coated at establishments other than where paper was produced	0913-0120	12/11	110.5	117.2	116.2	7.4	-0.9
Newsprint	0913-02		136.0	129.3	124.8	-14.6	-3.5
Newsprint	0913-0291		136.0	129.3	124.8	-14.6	-3.5
Packaging and industrial converting paper	0913-03		248.2	250.6	249.2	-1.9	-0.6
Coated and laminated single and multi-web paper	0913-0321	12/87	197.2	200.4	203.8	6.4	1.7
Single-web paper, rolls and sheets, including waxed, for flexible packaging uses	0913-03211	12/11	115.9	120.2	123.2	11.5	2.5
Multiweb laminated rolls and sheets, except foil, for flexible packaging uses	0913-03213	12/11	103.8	102.9	103.4	0.1	0.5
Coated and laminated single and multi-web film	0913-0322	12/87	200.1	201.8	199.7	-3.5	-1.0
Single-web film, rolls, and sheets, including coextruded, for flexible packaging uses	0913-0322A	01/19	98.4	97.7	97.0	-3.0	-0.7
Single-web film, rolls, and sheets for flexible packaging uses	0913-0322A1	12/11	108.9	108.1	107.4	-3.2	-0.6
Coextruded single-web film, for flexible packaging uses	0913-0322A2	12/11	101.8	101.2	99.7	-2.1	-1.5
All other coated and processed papers	0913-05	12/82	214.4	214.9	215.0	0.6	0.0
Converted foil for nonpackaging applications	0913-0505	06/13	92.1	99.4	99.1	6.0	-0.3
Other coated and processed papers, except for packaging uses	0913-0506	06/13	104.1	103.3	103.4	-0.7	0.1
Paperboard	0914		262.2	261.0	260.5	-5.9	-0.2
Corrugated paperboard in sheets and rolls, lined and unlined	0914-05		277.8	277.8	270.1	-6.1	-2.8
Corrugated paperboard in sheets and rolls, lined and unlined	0914-0551		277.8	277.8	270.1	-6.1	-2.8
Paperboard, excluding corrugated paperboard	0914-11	12/82	274.4	272.8	273.8	-5.9	0.4
Recycled paperboard	0914-1105	12/82	313.1	310.6	312.8	-4.1	0.7
Converted paper and paperboard products	0915		241.3	241.4	241.9	0.5	0.2
Sanitary paper products, including stock	0915-01		183.0	184.3	184.8	1.8	0.3
Sanitary paper products, including stock	0915-0123	12/99	127.0	127.9	128.3	1.9	0.3
Sanitary tissue paper products, made in paper mills	0915-01233	12/07	110.4	111.8	112.4	2.3	0.5
Paper table napkins, industrial & retail pkgs bulk & dispenser types, made in paper mills	0915-012332	12/07	124.1	123.5	123.5	0.5	0.0
Paper towels, industrial pkgs (rolled, folded, and interfolded), made in paper mills	0915-012335	12/07	-	103.1	103.1	-	0.0
Other sanitary paper products, made in paper mills	0915-012337	12/07	107.0	107.2	107.4	-0.1	0.2
Disposable diapers and similar disposable products, purchased sanitary paper stock and wadding	0915-01234	12/07	111.2	111.2	111.2	0.0	0.0
Sanitary tissue paper products, made from purchased sanitary paper stock or wadding	0915-01235	12/07	116.0	115.7	115.9	1.3	0.2
Paper, plastic, and foil bags	0915-02		284.3	283.9	286.0	-0.5	0.7

See footnotes at end of table.

Table 9. Producer price indexes and percent changes for commodity and service groupings and individual items, not seasonally adjusted — Continued
 [1982=100 unless otherwise indicated]

Commodity	Commodity code	Other index base	Index			Percent change to Jan. 2020 from:	
			Sept. 2019 ¹	Dec. 2019 ¹	Jan. 2020 ¹	Jan. 2019	Dec. 2019
Uncoated single-web paper grocers' bags and sacks and variety and shopping bags.....	0915-0214	12/83	373.2	375.0	378.6	2.5	1.0
Specialty bags, pouches and liners.....	0915-0216	12/83	221.5	220.9	222.6	-0.9	0.8
Plastics, foil, and coated paper bags.....	0915-02161	12/10	110.8	110.9	110.7	-1.1	-0.2
Specialty bags, pouches, and liners, multiweb laminations and foil, except film-film.....	0915-021612	06/13	109.5	109.5	109.1	-0.5	-0.4
Single-web film specialty bags, pouches, and liners.....	0915-02162	12/10	108.8	108.3	109.5	-1.0	1.1
Polyethylene grocery and variety bags and pouches.....	0915-021621	12/11	99.5	98.9	98.7	-	-0.2
Polyethylene refuse bags.....	0915-021622	12/11	105.6	104.0	108.6	-2.3	4.4
Other polyethylene bags, pouches, and liners.....	0915-021625	12/11	104.9	105.4	105.0	-0.8	-0.4
Coextruded single-web film specialty bags, pouches, & liners.....	0915-021626	06/13	103.6	103.6	105.7	-	2.0
Multiweb film/film combination specialty bags, pouches and liners.....	0915-02163	12/10	117.3	118.5	117.8	0.4	-0.6
Paper boxes and containers.....	0915-03		269.9	268.7	268.4	-0.1	-0.1
Corrugated shipping containers.....	0915-0301	06/87	268.6	266.8	266.0	-1.9	-0.3
Corrugated shipping containers for food and beverages and carryout boxes for retail food.....	0915-03011	12/09	136.1	133.5	133.6	-3.1	0.1
Corrugated shipping containers for paper and allied products.....	0915-03012	12/09	140.4	140.2	138.9	-0.7	-0.9
Corrugated shipping containers for metal and electrical machinery.....	0915-03013	12/09	149.4	149.3	149.5	-0.1	0.1
Corrugated shipping containers for all other end uses.....	0915-03014	12/09	130.8	130.7	130.5	-3.3	-0.2
Setup (rigid) paperboard boxes.....	0915-0322	12/83	256.4	256.6	257.7	4.2	0.4
Folding paperboard boxes, packaging, and packaging components.....	0915-0336	12/04	114.2	114.0	114.4	3.4	0.4
Folding paperboard boxes, packaging, and packaging components.....	0915-033601	12/11	104.6	104.5	104.8	3.5	0.3
Paperboard fiber drums with ends of any material.....	0915-0337		454.9	447.6	447.1	5.8	-0.1
Cups and liquid-tight paper and paperboard containers.....	0915-0355	12/17	96.8	97.9	97.9	0.8	0.0
Paperboard drinking cups and portion serving cups.....	0915-03553	12/11	110.8	110.8	110.8	0.0	0.0
Other corrugated and solid fiber products, including containers, pallets, pads, etc.....	0915-04		339.4	339.4	338.9	-0.3	-0.1
Other corrugated and solid fiber products, including containers, pallets, pads, etc.....	0915-0441		472.0	472.0	471.3	-0.3	-0.1
Office supplies and accessories.....	0915-06		190.8	191.8	193.5	-0.4	0.9
Envelopes.....	0915-0636	12/84	181.9	182.9	181.7	1.8	-0.7
Die-cut paper and paperboard office supplies.....	0915-0646	12/03	175.6	175.6	176.5	6.1	0.5
Paper supplies for business machines and other misc. unprinted office supplies.....	0915-0655	06/90	189.3	192.4	200.3	-8.1	4.1
Tablets, pads, and related products.....	0915-0657	12/11	109.7	110.2	110.2	4.2	0.0
Stationery.....	0915-0658	12/11	109.4	109.4	109.4	2.1	0.0
Fiber cans, tubes, and similar fiber products.....	0915-07		332.7	333.6	338.9	3.2	1.6
Fiber cans, all fiber and composite.....	0915-0731	12/09	132.1	133.0	135.7	6.9	2.0
Fiber cores and tubes.....	0915-0732	12/09	125.4	125.4	127.1	1.1	1.4
Paperboard cones, reels, spools, bobbins, blocks, and all vulcanized fiber products.....	0915-0733	12/09	132.2	132.2	132.7	0.2	0.4
Molded pulp goods, including egg cartons, florists pots, food trays, etc.....	0915-08	06/85	199.3	202.1	199.0	-0.1	-1.5
Molded pulp goods, including egg cartons, florists pots, food trays, etc.....	0915-0814	06/90	173.5	175.9	173.2	-0.1	-1.5
Miscellaneous converted paper and paperboard products.....	0915-09	12/84	207.9	208.5	208.4	0.5	0.0
Pasted, lined, laminated, or surface-coated paperboard.....	0915-0901	12/84	253.8	255.9	256.4	2.4	0.2
Wallcoverings.....	0915-0902	06/85	187.9	187.9	187.9	0.0	0.0
Other sanitary paper products & misc. converted paper & paperboard products.....	0915-0999	12/84	205.1	205.5	205.3	0.2	-0.1
Other sanitary paper and paperboard food containers, boards, and trays, excluding folding.....	0915-09991	06/10	111.4	111.4	111.4	0.5	0.0
Miscellaneous converted paper and paperboard products.....	0915-09992	06/10	118.6	118.9	118.7	0.1	-0.2
Pressure-sensitive products.....	0916	12/82	193.7	194.1	192.8	0.1	-0.7
Pressure-sensitive products.....	0916-01	12/82	193.7	194.1	192.8	0.1	-0.7
Pressure-sensitive products.....	0916-0101	12/82	193.3	193.7	192.4	0.1	-0.7
Building paper & building board mill prods.....	092		196.4	203.3	204.7	3.9	0.7
Hardboard, particleboard & fiberboard prods.....	0922		185.3	191.8	193.1	3.9	0.7
Particleboard and fiberboard.....	0922-01		189.7	197.2	198.7	4.2	0.8
Particleboard made from particleboard produced at the same location.....	0922-0125	12/82	266.3	267.2	266.3	8.6	-0.3
Medium density fiberboard (MDF) made from MDF produced at the same location.....	0922-0131	06/84	189.9	190.8	-	-	-
Prefinished particleboard and medium density fiberboard (MDF) made from purchased materials.....	0922-0141	12/02	-	133.7	134.0	-	0.2
Hardboard products.....	0922-02	06/84	160.5	160.5	160.5	1.4	0.0
Hardboard products.....	0922-0206	12/11	122.4	122.4	122.4	1.4	0.0
Publications, printed matter and printing material.....	094	06/09	109.9	109.8	110.5	2.7	0.6
Books printing.....	0944	12/83	190.1	190.1	190.2	2.4	0.1
Books printing.....	0944-01	12/83	190.1	190.1	190.2	2.4	0.1
Books printing.....	0944-0114	06/05	121.0	121.0	121.0	2.3	0.0
Textbook printing and binding.....	0944-01141	12/11	-	108.5	108.5	-	0.0

See footnotes at end of table.

Table 9. Producer price indexes and percent changes for commodity and service groupings and individual items, not seasonally adjusted — Continued
 [1982=100 unless otherwise indicated]

Commodity	Commodity code	Other index base	Index			Percent change to Jan. 2020 from:	
			Sept. 2019 ¹	Dec. 2019 ¹	Jan. 2020 ¹	Jan. 2019	Dec. 2019
Technical, scientific, & professional book printing & binding.....	0944-01143	12/11	108.7	108.7	108.9	1.5	0.2
Religious book printing and binding.....	0944-01145	12/11	107.7	107.8	107.8	3.9	0.0
General book (trade, etc.) printing and binding.....	0944-01147	12/11	122.6	122.6	122.6	1.8	0.0
Other book printing and binding.....	0944-01149	12/11	106.2	106.2	106.2	0.5	0.0
Manifold business forms printing.....	0945	12/83	391.7	391.7	—	—	—
Manifold business forms printing.....	0945-01	12/83	391.7	391.7	—	—	—
Manifold business forms printing, excluding checkbooks.....	0945-0105	09/18	106.1	106.1	—	—	—
Unit set business forms, loose or bound, manifold books, and pegboard accounting systems.....	0945-01051	09/18	104.0	104.0	—	—	—
Commercial printing.....	0947	06/82	178.3	178.2	179.1	2.7	0.5
Magazine and periodical printing.....	0947-01	06/82	132.8	132.8	133.2	2.4	0.3
Magazine and periodical printing (lithographic).....	0947-0102	06/82	141.4	141.4	141.9	2.4	0.4
Label and wrapper printing for packaging.....	0947-02	06/82	197.5	196.3	198.5	2.3	1.1
Label and wrapper printing (lithographic).....	0947-0202	06/82	165.0	161.4	166.5	3.6	3.2
Label and wrapper printing (flexographic).....	0947-0205	12/08	115.2	115.2	115.6	1.9	0.3
Catalog and directory printing.....	0947-03	06/82	136.7	136.7	137.4	1.6	0.5
Catalog and directory printing (lithographic).....	0947-0302	06/82	148.9	148.9	149.4	1.6	0.3
Advertising printing.....	0947-05	06/82	162.1	162.1	162.5	4.4	0.2
Advertising printing (lithographic).....	0947-0506	06/82	158.4	158.4	158.8	4.3	0.3
Other general job printing.....	0947-06	06/82	237.6	237.6	238.9	1.4	0.5
Quick printing.....	0947-0604	12/08	115.5	115.5	115.7	0.2	0.2
Other commercial and general job printing.....	0947-0609	06/82	230.7	230.7	231.7	1.1	0.4
Other commercial and general job printing (lithographic).....	0947-06091	06/09	104.2	104.2	104.3	0.6	0.1
All other commercial and general job printing.....	0947-06094	09/18	104.8	104.8	115.0	15.0	9.7
Other commercial printing, incl. screen, engraving, digital, & general job exc. labels/wrappers.....	0947-11	12/88	146.0	146.2	146.8	2.9	0.4
Commercial screen printing, excluding on garments, apparel accessories, & other fabric articles.....	0947-1101	06/82	142.2	142.0	142.5	0.2	0.4
Screen printing (excluding on textiles, apparel, apparel accessories, and labels).....	0947-11012	06/09	101.3	101.1	101.4	0.2	0.3
Other commercial and general job screen printing.....	0947-110123	06/10	104.8	104.8	105.5	0.1	0.7
Digital printing.....	0947-1103	12/88	113.1	113.4	113.5	3.3	0.1
Blankbooks, binders, and bookbinding work.....	0948	06/85	249.2	250.0	250.2	0.9	0.1
Tradebinding and related work.....	0948-02	12/85	175.1	176.9	177.3	2.4	0.2
Edition, library, and other hardcover binding of books printed elsewhere.....	0948-0201	12/85	189.7	189.8	190.0	1.4	0.1
Miscellaneous binding and postpress work, incl. collating, perforating, folding, gluing, etc.....	0948-0203	12/11	111.1	113.2	113.7	3.9	0.4
Softcover, pamphlet, sample book, and other binding of books and materials printed elsewhere.....	0948-0204	12/11	108.2	108.3	108.3	0.7	0.0
Metals and metal products.....	10		217.9	216.8	220.0	-2.7	1.5
Iron and steel.....	101		212.3	206.0	211.7	-11.9	2.8
Iron ores.....	1011		146.2	147.3	146.7	2.9	-0.4
Iron ores.....	1011-05	12/97	153.6	154.8	154.1	2.9	-0.5
Iron ores.....	1011-0555	12/97	153.6	154.8	154.1	2.9	-0.5
Iron and steel scrap.....	1012		365.4	372.3	424.0	-11.1	13.9
Carbon steel scrap.....	1012-11	12/86	330.1	341.0	388.6	-12.2	14.0
Heavy melting scrap.....	1012-1191	06/96	202.6	209.3	229.7	-12.3	9.7
Carbon steel scrap bundles.....	1012-1192	06/96	170.5	174.3	195.0	-18.8	11.9
Shredded carbon steel scrap.....	1012-1193	06/96	158.4	161.2	185.8	-10.7	15.3
Cut plate and structural scrap.....	1012-1194	06/96	186.9	197.0	214.2	-13.7	8.7
Other carbon steel scrap.....	1012-1195	06/96	133.4	149.0	201.8	-8.3	35.4
Stainless and other alloy steel scrap.....	1012-12	12/86	389.4	329.4	365.1	9.7	10.8
Stainless and other alloy steel scrap.....	1012-1208	06/96	252.3	213.4	236.5	9.7	10.8
Cast iron scrap.....	1012-13	12/86	190.1	185.6	225.4	-16.5	21.4
Cast iron scrap.....	1012-1308	06/96	148.0	144.5	175.5	-16.4	21.5
Other ferrous scrap.....	1012-15	06/06	72.5	86.0	92.9	-3.7	8.0
Other ferrous scrap.....	1012-1501	06/06	72.5	86.0	92.9	-3.7	8.0
Foundry and forge shop products.....	1015		211.4	209.8	210.4	-1.0	0.3
Pressure and soil pipe & fittings, cast iron.....	1015-02		403.4	397.0	401.7	-0.6	1.2
Pressure pipe & fittings, cast iron.....	1015-021	12/11	101.5	99.6	101.0	-1.7	1.4
Pressure pipe & fittings, ductile iron.....	1015-0211		306.8	301.1	305.5	-1.6	1.5
Soil pipe & fittings, cast iron.....	1015-0227		625.9	625.9	625.9	4.9	0.0
Other gray and ductile iron castings.....	1015-04		217.4	215.4	216.5	0.3	0.5
Ductile iron castings (excluding pressure pipe & fittings).....	1015-0413	12/03	157.1	155.0	156.3	-0.5	0.8
Ductile iron castings for automotive uses.....	1015-04131	06/12	96.2	95.3	95.9	—	0.6
Ductile iron castings for all other uses.....	1015-04132	06/12	110.2	108.5	109.4	-0.5	0.8
Gray iron castings (excluding soil & pressure pipe & fittings).....	1015-0419	12/11	110.8	110.1	110.4	0.9	0.3

See footnotes at end of table.

Table 9. Producer price indexes and percent changes for commodity and service groupings and individual items, not seasonally adjusted — Continued
 [1982=100 unless otherwise indicated]

Commodity	Commodity code	Other index base	Index			Percent change to Jan. 2020 from:	
			Sept. 2019 ¹	Dec. 2019 ¹	Jan. 2020 ¹	Jan. 2019	Dec. 2019
Standard and pearlitic malleable iron castings.....	1015-05		277.7	277.8	277.9	-2.6	0.0
Standard and pearlitic malleable iron castings.....	1015-0501		277.7	277.8	277.9	-2.6	0.0
Steel investment castings.....	1015-06		230.9	235.6	234.3	3.1	-0.6
Steel investment castings.....	1015-0624	12/03	131.8	134.5	133.7	3.1	-0.6
Carbon steel castings, except investment.....	1015-07		260.0	260.0	260.1	0.8	0.0
Carbon steel castings, except investment.....	1015-0701	12/03	176.0	176.0	176.1	0.8	0.1
High alloy steel castings, excluding investment.....	1015-08		230.7	237.1	239.6	2.5	1.1
High alloy steel castings, excluding investment.....	1015-0801	12/03	169.5	174.2	176.0	2.5	1.0
Other alloy steel castings, except investment.....	1015-09		210.2	210.2	217.0	4.0	3.2
Other alloy steel castings, except investment.....	1015-0901	12/03	150.6	150.6	155.5	4.1	3.3
Other forge shop products.....	1015-13	06/82	152.5	149.1	148.9	-4.9	-0.1
Seamless rolled ring forgings, ferrous.....	1015-1329	06/82	176.4	169.6	175.4	-	3.4
Closed die forgings, ferrous.....	1015-1359	06/88	117.7	115.7	114.7	-5.8	-0.9
Hot impression die impact, press and upset steel forgings.....	1015-135912	12/17	95.9	94.3	93.4	-6.0	-1.0
Hot impression die impact, press, and upset carbon steel forgings.....	1015-1359121	12/17	93.7	91.8	90.5	-6.9	-1.4
Hot impression die impact, press, & upset alloy steel forgings, except stainless and high temp.....	1015-1359122	12/17	97.0	95.3	94.8	-6.8	-0.5
Steel mill products.....	1017		196.9	187.1	187.7	-15.0	0.3
Semifinished steel mill products.....	1017-02	06/82	244.1	239.0	235.6	-14.4	-1.4
Hot rolled steel sheet and strip, including tin mill products.....	1017-03	06/82	128.8	118.8	115.5	-25.1	-2.8
Hot rolled steel sheet and strip, including tin mill products.....	1017-0301	12/03	114.4	105.5	102.5	-25.1	-2.8
Hot rolled steel bars, plates, and structural shapes.....	1017-04	06/82	198.0	182.6	189.2	-13.5	3.6
Hot rolled steel bars, plates, & structural shapes, alloy.....	1017-0406	12/10	101.2	96.1	95.7	-16.8	-0.4
Hot rolled steel bars, plates, and structural shapes, carbon.....	1017-0410	12/17	113.0	103.2	107.9	-13.4	4.6
Steel wire.....	1017-05	06/82	278.3	270.7	270.1	-3.8	-0.2
Steel wire, carbon.....	1017-0501	12/03	258.5	247.6	248.4	-5.7	0.3
Steel wire, stainless steel.....	1017-0502	12/10	119.1	120.9	118.8	3.2	-1.7
Steel wire, alloy.....	1017-0503	12/10	102.4	99.4	99.6	-11.5	0.2
Steel pipe and tube.....	1017-06	06/82	280.9	274.6	273.7	-6.6	-0.3
Steel pipe and tube, carbon.....	1017-0652	12/17	115.9	113.5	112.9	-6.4	-0.5
Steel pipe and tube, alloy.....	1017-0673	12/10	106.4	100.7	102.2	-9.8	1.5
Steel pipe and tube, stainless steel.....	1017-0674	12/10	99.5	104.8	101.6	1.7	-3.1
Cold rolled steel sheet and strip.....	1017-07	06/82	219.8	214.0	218.8	-10.9	2.2
Cold rolled steel sheet and strip.....	1017-0710	06/82	219.8	214.0	218.8	-10.9	2.2
Cold finished steel bars and bar shapes.....	1017-08	06/82	205.4	201.8	207.9	-1.6	3.0
Cold finished steel bars and bar shapes.....	1017-0810	12/17	107.2	105.3	108.5	-1.5	3.0
Electrometallurgical ferroalloy products.....	1017-12	12/17	109.5	96.8	98.4	-34.9	1.7
Electrometallurgical ferroalloy products.....	1017-1201	12/17	109.5	96.8	98.4	-34.9	1.7
Nonferrous metals.....	102		244.5	247.8	254.0	4.9	2.5
Nonferrous metal ores.....	1021	12/83	374.3	391.9	413.5	22.6	5.5
Copper ores.....	1021-02	06/88	317.7	330.6	335.9	2.8	1.6
Copper ores.....	1021-0201	06/88	317.7	330.6	335.9	2.8	1.6
Gold ores.....	1021-05	06/85	383.2	370.5	390.2	20.4	5.3
Gold ores.....	1021-0501	06/85	383.7	371.1	390.8	20.4	5.3
Other metal ores.....	1021-12	12/03	1,163.9	-	1,586.6	61.8	-
Other metal ores.....	1021-1201	12/03	1,163.9	-	1,586.6	61.8	-
Primary nonferrous metals.....	1022		185.3	185.0	187.3	2.5	1.2
Primary nonferrous metals.....	1022-01		189.8	189.6	191.9	2.5	1.2
Copper cathode and refined copper.....	1022-0131	12/96	198.3	204.9	202.3	0.9	-1.3
Other nonferrous metals, unalloyed.....	1022-0181	06/88	269.6	266.5	273.6	4.9	2.7
Nonferrous scrap.....	1023		340.3	357.5	385.3	11.3	7.8
Copper base scrap.....	1023-01		388.7	402.6	414.5	-0.9	3.0
No. 1 copper scrap, including wire.....	1023-0101	12/86	315.6	332.8	339.7	0.4	2.1
No. 2 copper scrap, including wire.....	1023-0102	12/86	506.8	550.2	567.0	4.9	3.1
Yellow brass scrap.....	1023-0103	12/86	443.6	437.5	463.9	-3.1	6.0
Other copper and brass scrap.....	1023-0104	12/86	442.5	442.8	454.0	-6.1	2.5
Aluminum base scrap.....	1023-02		165.6	150.5	156.2	-17.9	3.8
Used beverage can scrap.....	1023-0205	12/86	150.6	145.1	141.6	-18.5	-2.4
Other old aluminum base scrap.....	1023-0206	12/86	100.7	97.7	105.6	-13.9	8.1
Other nonferrous scrap (including lead, zinc and precious metals).....	1023-03		438.7	510.1	575.2	48.1	12.8
Other nonferrous scrap (including lead, zinc and precious metals).....	1023-0309	06/06	187.6	218.1	246.0	48.1	12.8
Secondary nonferrous metals.....	1024		237.2	238.3	245.6	5.9	3.1
Secondary aluminum.....	1024-02		154.0	145.8	146.8	-19.1	0.7
Secondary aluminum.....	1024-0229	06/97	95.9	90.7	91.4	-19.1	0.8
Secondary copper, alloyed and unalloyed.....	1024-03		589.4	-	607.7	10.5	-
Secondary copper, alloyed and unalloyed.....	1024-0339	06/97	386.2	-	398.2	10.4	-
Secondary precious metals.....	1024-06		300.1	-	-	-	-

See footnotes at end of table.

Table 9. Producer price indexes and percent changes for commodity and service groupings and individual items, not seasonally adjusted — Continued
 [1982=100 unless otherwise indicated]

Commodity	Commodity code	Other index base	Index			Percent change to Jan. 2020 from:	
			Sept. 2019 ¹	Dec. 2019 ¹	Jan. 2020 ¹	Jan. 2019	Dec. 2019
Secondary precious metals.....	1024-0669	06/97	355.8	—	—	—	—
All other miscellaneous secondary nonferrous metals, including lead.....	1024-08	06/11	97.9	92.3	93.6	-0.3	1.4
All other miscellaneous secondary nonferrous metals, including lead.....	1024-0801	06/11	97.9	92.3	93.6	-0.3	1.4
Nonferrous mill shapes.....	1025		210.0	209.0	209.0	-2.2	0.0
Aluminum mill shapes.....	1025-01		194.2	191.7	192.2	-4.5	0.3
Aluminum sheet and strip.....	1025-0105	12/03	133.9	130.3	131.5	-6.5	0.9
Extruded aluminum rod, bar, and other extruded shapes.....	1025-0162	12/04	116.7	116.3	115.5	-3.7	-0.7
Aluminum extruded and drawn pipe and tube.....	1025-0163	12/04	107.2	107.3	106.9	-2.0	-0.4
Copper and brass mill shapes.....	1025-02		387.0	388.7	394.2	3.3	1.4
Copper and copper alloy sheet, strip and plate.....	1025-0237	12/03	197.8	202.5	202.9	2.4	0.2
Copper and copper alloy rod, bar and shapes.....	1025-0238	12/03	258.2	255.2	259.8	5.3	1.8
Copper and copper alloy pipe and tube.....	1025-0239	06/04	186.2	192.7	195.4	-1.1	1.4
Nickel and nickel-base alloy mill shapes.....	1025-04		155.6	155.6	156.8	2.7	0.8
Nickel and nickel-base alloy mill shapes.....	1025-0466	12/03	113.1	113.1	113.9	2.6	0.7
Titanium and titanium-base alloy mill shapes.....	1025-05		174.3	—	—	—	—
Titanium and titanium-base alloy mill shapes.....	1025-0505	12/03	155.1	—	—	—	—
Other nonferrous mill shapes.....	1025-19		227.3	219.5	217.2	-5.7	-1.0
All other nonferrous metal mill shapes.....	1025-1935	12/03	201.2	190.3	191.8	-6.7	0.8
Nonferrous wire and cable.....	1026		244.3	244.7	244.1	-1.5	-0.2
Nonferrous wire and cable.....	1026-03	12/82	250.5	251.0	250.4	-1.5	-0.2
Electronic wire and cable.....	1026-0301	12/82	249.4	248.4	248.9	-4.1	0.2
Copper wire and cable.....	1026-0314	12/86	294.0	295.2	300.0	1.1	1.6
Power wire and cable.....	1026-0332	06/04	198.5	200.7	202.4	-0.3	0.8
Fiber optic cable.....	1026-0333	12/88	57.2	57.2	51.4	-10.8	-10.1
Other wire and cable.....	1026-0398	06/04	152.0	150.8	153.6	-0.1	1.9
Nonferrous forge shop products.....	1027	12/83	173.9	174.6	174.4	1.6	-0.1
Nonferrous forge shop products.....	1027-01	12/83	173.9	174.6	174.4	1.6	-0.1
Nonferrous forge shop products.....	1027-0111	12/83	174.8	175.4	175.2	1.6	-0.1
Hot impression die, impact, press and upset aluminum and other nonferrous forgings.....	1027-01111	12/07	101.9	102.3	102.2	1.3	-0.1
Hot impression die, impact, press and upset aluminum and aluminum alloy forgings.....	1027-011111	12/07	111.7	112.1	112.0	2.0	-0.1
Hot impression die, impact, press and upset titanium and titanium alloy forgings.....	1027-0111112	12/07	87.2	87.8	87.4	0.2	-0.5
Other nonferrous hot impression die impact, press, and upset forgings.....	1027-0111113	12/07	112.4	112.4	112.7	1.3	0.3
Nonferrous foundry shop products.....	1028		213.0	211.2	211.5	-1.9	0.1
Aluminum castings.....	1028-02		185.0	182.3	181.9	-3.4	-0.2
Aluminum die-castings.....	1028-0207	06/83	157.5	154.2	153.4	-5.8	-0.5
Aluminum castings, excluding die-castings.....	1028-0208	05/18	103.9	103.8	104.3	1.8	0.5
Castings, nonferrous (except aluminum).....	1028-07	12/11	103.6	104.0	104.8	1.1	0.8
Castings, nonferrous (except aluminum).....	1028-0701	12/11	103.6	104.0	104.8	1.1	0.8
Nonferrous die-castings (except aluminum).....	1028-07011	12/11	105.3	105.4	104.9	0.1	-0.5
Other nonferrous castings (excl. die-castings), ex. copper & aluminum, incl. nickel and zinc.....	1028-07012	12/11	110.2	110.7	114.1	2.4	3.1
Copper base castings (excluding die-castings).....	1028-07013	12/11	96.3	96.9	97.9	1.6	1.0
Metal containers.....	103		162.6	162.5	165.0	1.4	1.5
Metal cans and can components.....	1031		149.3	149.0	151.9	1.9	1.9
Steel cans and tinware end products.....	1031-02		212.6	212.6	212.6	3.2	0.0
Steel cans and tinware end products.....	1031-0231	12/01	166.6	166.6	166.6	3.2	0.0
Aluminum cans and can components.....	1031-03		112.0	111.6	114.9	1.2	3.0
Aluminum cans and can components.....	1031-0331	12/01	132.1	131.6	135.6	1.3	3.0
Barrels, drums, pails and other metal containers.....	1032		292.1	294.4	293.9	-1.0	-0.2
Barrels, drums, pails and other metal containers.....	1032-01		292.1	294.4	293.9	-1.0	-0.2
Steel pails (1- to 12-gallon capacity) and fabricated steel boxes.....	1032-0105	12/11	139.9	140.1	140.1	—	0.0
Steel shipping barrels and drums (excl. beer barrels) (more than 12-gallon capacity).....	1032-0106	12/11	115.0	115.8	115.1	-5.7	-0.6
All other metal containers.....	1032-0107	12/11	120.9	122.1	122.1	1.4	0.0
Hardware.....	104		224.0	224.6	225.7	1.3	0.5
Hardware, n.e.c.....	1041		215.3	215.7	217.1	0.8	0.6
Builders' hardware.....	1041-01		263.7	265.9	269.7	2.7	1.4
Builders' hardware (lock units, key blanks, door & window hardware, cabinet hardware, etc.).....	1041-0104	06/07	132.9	134.0	135.9	2.7	1.4
Transportation equipment hardware.....	1041-03		145.5	144.9	145.0	-1.0	0.1
Motor vehicle hardware.....	1041-0311	06/85	117.8	116.7	116.8	-1.8	0.1
Other transportation equipment hardware, incl. marine & aircraft (excl. motor vehicle hardware).....	1041-0341	06/85	469.2	473.4	473.4	0.9	0.0
Furniture hardware.....	1041-04		235.8	234.2	230.1	-3.2	-1.8

See footnotes at end of table.

Table 9. Producer price indexes and percent changes for commodity and service groupings and individual items, not seasonally adjusted — Continued
 [1982=100 unless otherwise indicated]

Commodity	Commodity code	Other index base	Index			Percent change to Jan. 2020 from:	
			Sept. 2019 ¹	Dec. 2019 ¹	Jan. 2020 ¹	Jan. 2019	Dec. 2019
Furniture hardware.....	1041-0411	06/85	210.7	209.2	205.6	-3.2	-1.7
Other miscellaneous hardware.....	1041-05	06/85	317.6	316.1	316.5	-0.2	0.1
Other miscellaneous hardware.....	1041-0502	12/03	224.7	223.6	223.9	-0.2	0.1
Hand and edge tools.....	1042		245.2	246.2	246.7	2.2	0.2
Hand and edge tools.....	1042-01		245.2	246.2	246.7	2.2	0.2
Mechanics hand service tools.....	1042-0135	06/06	123.1	123.7	124.0	2.2	0.2
Edge tools, hand operated.....	1042-0145	06/06	137.2	138.6	139.1	7.8	0.4
All other misc handtools, including cutting dies, machine & power-driven (except metal cutting).....	1042-0155	06/06	129.6	129.9	130.2	0.8	0.2
All other handtools, n.e.c.....	1042-01554	12/11	118.6	119.0	119.3	2.2	0.3
Saw blades and handsaws.....	1042-0168	12/03	122.6	122.6	122.6	-0.1	0.0
Plumbing fixtures and fittings.....	105		284.1	284.2	284.2	2.8	0.0
Plumbing fixture fittings and trim.....	1054		333.8	333.8	333.8	3.1	0.0
Plumbing fixtures, fittings, and trim.....	1054-02		333.7	333.7	333.7	3.1	0.0
Bath and shower fittings.....	1054-0211	06/83	278.1	278.1	278.1	2.5	0.0
Lavatory and sink fittings.....	1054-0218	06/98	167.5	167.5	167.5	3.5	0.0
Miscellaneous plumbing fixtures, fittings, and trim.....	1054-0223	06/83	330.5	330.5	330.5	3.2	0.0
Enameled iron & metal sanitary ware.....	1056	12/86	238.9	239.2	239.2	3.7	0.0
Enameled iron and metal sanitary ware.....	1056-01	12/86	238.9	239.2	239.2	3.7	0.0
Enameled iron and metal sanitary ware.....	1056-0102	12/03	170.5	170.7	170.7	3.7	0.0
Heating equipment.....	106		280.4	284.6	283.3	2.5	-0.5
Steam and hot water equipment.....	1061		300.0	300.0	300.0	1.9	0.0
Steam and hot water equipment.....	1061-01		300.0	300.0	300.0	1.9	0.0
Cast iron heating boilers, radiators and convectors.....	1061-0106	06/99	191.6	191.6	191.6	1.9	0.0
Furnaces and heaters, including parts.....	1062		217.0	222.8	220.7	3.0	-0.9
Furnaces and heaters, including parts.....	1062-01		217.0	222.8	220.7	3.0	-0.9
Furnaces and heaters, including parts.....	1062-0146	12/03	143.4	147.3	145.9	3.0	-1.0
Warm air furnaces, including parts.....	1062-01461	12/09	124.4	128.3	126.8	3.1	-1.2
Warm air furnaces.....	1062-014611	12/09	123.1	127.5	125.9	-	-1.3
Floor and wall furnaces, unit heaters, infrared heaters, & mechanical stokers, including parts.....	1062-01462	12/09	120.8	121.4	121.4	2.3	0.0
Other heating equipment, non-electric, including parts.....	1063		254.1	260.4	258.8	2.2	-0.6
Other heating equipment, non-electric, including parts.....	1063-01		254.1	260.4	258.8	2.2	-0.6
Other heating equipment, non-electric, including parts.....	1063-0161	06/99	157.7	161.6	160.6	2.2	-0.6
Domestic heating stoves.....	1064		214.1	214.4	214.3	2.3	0.0
Domestic heating stoves.....	1064-01		214.1	214.4	214.3	2.3	0.0
Domestic heating stoves.....	1064-0141	06/99	168.6	168.8	168.8	2.4	0.0
Domestic water heaters.....	1066		419.8	420.6	420.6	2.4	0.0
Domestic water heaters.....	1066-01		419.8	420.6	420.6	2.4	0.0
Household water heaters, electric, for permanent installation.....	1066-0101		410.7	410.7	410.7	2.1	0.0
Household water heaters, except electric.....	1066-0114	12/00	258.2	259.0	259.0	2.7	0.0
Fabricated structural metal products.....	107		238.2	238.0	237.1	-1.6	-0.4
Metal doors, sash, and trim.....	1071		270.6	271.0	271.3	1.4	0.1
Metal doors and frames (except storm).....	1071-02	06/83	264.0	264.2	264.6	1.3	0.2
Metal doors and frames (except storm).....	1071-0209	06/07	137.0	137.1	137.3	1.3	0.1
Metal windows (except storm sash).....	1071-03	06/83	265.3	266.2	266.3	2.6	0.0
Metal windows (except storm sash).....	1071-0313	06/97	181.2	181.8	181.8	2.5	0.0
Metal molding and trim and store fronts.....	1071-04	06/83	478.3	479.4	479.4	0.3	0.0
Metal molding and trim and store fronts.....	1071-0413	06/83	478.3	479.4	479.4	0.3	0.0
Metal combination screen, storm sash, and storm doors.....	1071-05	06/83	188.6	188.6	188.6	2.4	0.0
Metal combination screen, storm sash, and storm doors.....	1071-0515	06/83	188.6	188.6	188.6	2.4	0.0
Metal window and door screens (except combination screens) and metal weather strip.....	1071-07	05/16	103.6	103.7	103.7	0.1	0.0
Metal window and door screens (except combination screens) and metal weather strip.....	1071-0717	05/16	103.6	103.7	103.7	0.1	0.0
Metal tanks.....	1072		205.3	204.0	204.0	-0.6	0.0
Metal tanks.....	1072-01		205.3	204.0	204.0	-0.6	0.0
Storage and other non-pressure tanks.....	1072-0104	12/94	190.6	186.2	186.2	-4.3	0.0
Sheet metal products.....	1073		217.4	217.3	217.6	-1.4	0.1
Sheet metal products.....	1073-01		217.4	217.3	217.6	-1.4	0.1
Sheet metal roofing and roof drainage equipment.....	1073-0170	12/03	149.4	149.4	149.4	-8.5	0.0
Sheet metal awnings, canopies, cornices, and soffits.....	1073-01A1	06/11	133.0	133.0	-	-	-
Sheet metal electronic enclosures.....	1073-01C	06/11	113.4	113.4	113.3	-0.7	-0.1
Steel sheet metal computer & peripheral equipment enclosures.....	1073-01C1	06/11	106.1	-	105.8	-1.9	-
Other sheet metal work.....	1073-01G	06/11	109.5	109.4	109.1	-0.9	-0.3

See footnotes at end of table.

Table 9. Producer price indexes and percent changes for commodity and service groupings and individual items, not seasonally adjusted — Continued
 [1982=100 unless otherwise indicated]

Commodity	Commodity code	Other index base	Index			Percent change to Jan. 2020 from:	
			Sept. 2019 ¹	Dec. 2019 ¹	Jan. 2020 ¹	Jan. 2019	Dec. 2019
Structural, architectural, and pre-engineered metal products.....	1074		230.1	231.0	228.4	-2.9	-1.1
Fabricated structural metal.....	1074-05		228.1	230.4	226.1	-3.3	-1.9
Fabricated structural metal bar joists and concrete reinforcing bars for buildings.....	1074-051		214.8	213.9	214.8	-1.2	0.4
Fabricated structural iron & steel for industrial bldgs metal bar joists, short span.....	1074-0510	06/11	118.1	116.2	117.1	0.2	0.8
Fabricated structural iron & steel for commercial, residential, institutional, & public bldgs.....	1074-0514	06/11	121.4	121.3	121.7	-1.5	0.3
Other fabricated structural metal, including for bridges.....	1074-055	06/82	242.3	249.2	237.2	-	-4.8
Fabricated structural metal for bridges.....	1074-0553	12/07	113.9	104.2	100.0	-8.7	-4.0
Custom roll form products.....	1074-07		142.6	141.8	138.1	-7.9	-2.6
Custom roll form products.....	1074-0775	06/90	134.6	133.9	130.4	-7.9	-2.6
Ornamental and architectural metal work.....	1074-08	12/83	300.7	301.3	305.7	0.9	1.5
Iron, steel, and aluminum stairs, staircases and fire escapes.....	1074-0803	12/83	234.4	234.3	236.9	-0.8	1.1
Steel and aluminum fences, gates (not wire), and railings and window guards.....	1074-0813	12/97	192.9	194.6	194.8	2.5	0.1
Open metal flooring, grating and studs.....	1074-0814	12/97	171.6	170.9	174.5	-5.3	2.1
Other architectural and ornamental metal work.....	1074-082	12/97	200.1	200.6	205.3	3.0	2.3
Other aluminum and metal architectural and ornamental work.....	1074-0821	12/08	128.4	125.9	126.7	0.2	0.6
Other iron and steel architectural and ornamental work.....	1074-0822	12/08	129.7	131.4	135.7	4.4	3.3
Metal stalls and corrals.....	1074-0824	05/17	110.4	110.4	-	-	-
Fabricated metal pipe, tube, and fittings.....	1074-11	12/11	105.5	104.7	105.2	-0.6	0.5
Fabricated metal pipe, tube, and fittings.....	1074-1151	12/11	105.5	104.7	105.2	-0.6	0.5
Heat exchangers and steam condensers.....	1075		316.7	316.7	316.7	3.0	0.0
Heat exchangers and steam condensers.....	1075-01		316.5	316.5	316.5	3.0	0.0
Heat exchangers and steam condensers (except for nuclear applications).....	1075-0103		316.5	316.5	316.5	3.0	0.0
Fabricated steel plate.....	1076		220.9	219.5	219.1	-1.4	-0.2
Fabricated steel plate.....	1076-01		220.9	219.5	219.1	-1.4	-0.2
Fabricated steel plate.....	1076-0102	12/01	150.8	149.8	149.5	-1.4	-0.2
Stationary and marine power boilers.....	1077		249.0	249.0	249.0	5.1	0.0
Stationary and marine power boilers.....	1077-01		249.0	249.0	249.0	5.1	0.0
Parts and attachments for steel power boilers (sold separately) (exc. nuclear applications).....	1077-0105	06/11	116.7	116.7	116.7	1.0	0.0
Prefabricated metal buildings.....	1079		346.8	337.4	341.3	-4.3	1.2
Prefabricated metal building systems (excl. farm service bldgs, residential bldgs, and parts).....	1079-01		344.5	334.4	339.2	-6.0	1.4
Prefabricated metal building systems (excl. farm service bldgs, residential bldgs, and parts).....	1079-0101	12/97	250.3	242.9	246.4	-6.0	1.4
Non-industrial prefabricated metal building systems (excl. farm svc., residential, and parts).....	1079-01011	12/07	157.4	156.6	158.7	-2.1	1.3
Industrial & commercial prefab metal building systems (excl farm svc bldgs, residential, parts).....	1079-01012	12/07	165.6	159.8	162.1	-6.8	1.4
Farm service buildings and other prefabricated and portable buildings, steel and aluminum.....	1079-02		374.3	371.6	373.3	3.0	0.5
Farm service buildings and other prefabricated and portable buildings, steel and aluminum.....	1079-0201	12/97	254.1	252.3	253.5	3.0	0.5
Panels, parts, and sections for prefabricated buildings, steel and aluminum.....	1079-03		274.9	262.5	265.0	-6.1	1.0
Panels, parts, and sections for prefabricated buildings, steel and aluminum.....	1079-0354		274.9	262.5	265.0	-6.1	1.0
Miscellaneous metal products.....	108		178.9	178.7	179.1	0.3	0.2
Bolts, nuts, screws, rivets, and washers.....	1081		210.0	210.1	213.9	3.0	1.8
Externally threaded fasteners, except aircraft types.....	1081-02	06/82	188.5	187.8	187.6	2.0	-0.1
Hex bolts, including heavy, tap-and-joint.....	1081-0206	06/82	158.2	156.4	155.4	-0.4	-0.6
Cap, set, machine, lag, flange, and self-locking screws, except aircraft types.....	1081-0231		210.1	207.2	207.5	1.1	0.1
Other metal bolts, incl. square, round, plow, high-strength structural, and bent.....	1081-0262	12/99	210.4	211.5	211.2	5.7	-0.1
Other externally threaded metal fasteners, including studs, except aircraft types.....	1081-0263	12/99	136.3	137.0	136.9	3.7	-0.1
Internally threaded fasteners, except aircraft types.....	1081-03	06/82	130.4	130.4	152.3	17.0	16.8
Internally threaded fasteners, except aircraft types.....	1081-0312	06/82	130.4	130.4	152.3	17.0	16.8
Nonthreaded metal fasteners, except aircraft types.....	1081-04	06/82	197.0	197.1	198.0	1.7	0.5
Nonthreaded metal fasteners, except aircraft types.....	1081-0424	06/82	197.0	197.1	198.0	1.7	0.5
Aircraft fasteners, except plastics (including aerospace).....	1081-05	06/82	320.9	320.9	320.9	0.8	0.0
Aircraft fasteners, except plastics (including aerospace).....	1081-0536	06/82	320.9	320.9	320.9	0.8	0.0
Formed products, except fasteners, made by cold-, warm-, or hot-heading processes.....	1081-06	06/82	234.1	237.5	-	-	-
Formed products, except fasteners, made by cold-, warm-, or hot-heading processes.....	1081-0648	06/82	234.1	237.5	-	-	-
Lighting fixtures.....	1083		186.0	186.1	187.2	3.4	0.6
Residential electric lighting fixtures, except portable.....	1083-02		216.6	216.7	216.7	7.2	0.0
Residential electric lighting fixtures, except portable.....	1083-0225	06/98	150.2	150.2	150.2	7.1	0.0
Commercial, institutional and industrial electric lighting fixtures.....	1083-03		200.3	200.6	201.5	3.0	0.4

See footnotes at end of table.

Table 9. Producer price indexes and percent changes for commodity and service groupings and individual items, not seasonally adjusted — Continued
 [1982=100 unless otherwise indicated]

Commodity	Commodity code	Other index base	Index			Percent change to Jan. 2020 from:	
			Sept. 2019 ¹	Dec. 2019 ¹	Jan. 2020 ¹	Jan. 2019	Dec. 2019
Commercial and institutional electric lighting fixtures, including parts and accessories.....	1083-0302	12/04	135.6	136.2	136.3	3.9	0.1
Industrial electric lighting fixtures, including parts and accessories.....	1083-0304	12/04	149.4	148.0	150.6	-0.3	1.8
Other lighting equipment.....	1083-05		175.3	175.3	176.7	3.2	0.8
Outdoor lighting equipment (including parts and accessories).....	1083-0522	06/85	172.4	172.4	174.8	1.8	1.4
All other miscellaneous electric and nonelectric lighting equipment, incl parts and accessories.....	1083-0524	06/85	117.0	117.0	117.0	5.2	0.0
Ammunition, except for small arms.....	1085	12/85	199.6	202.4	202.4	0.5	0.0
Ammunition, except for small arms.....	1085-01	12/85	199.6	202.4	202.4	0.5	0.0
Ammunition, except for small arms.....	1085-0101	12/85	199.6	202.4	202.4	0.5	0.0
Ordnance and ordnance accessories, n.e.c.....	1086	12/85	178.3	178.3	178.3	-6.5	0.0
Ordnance and ordnance accessories, n.e.c.....	1086-01	12/85	178.3	178.3	178.3	-6.5	0.0
Ordnance and ordnance accessories, n.e.c.....	1086-0101	12/85	178.3	178.3	178.3	-6.5	0.0
Fabricated ferrous wire products.....	1088	06/82	254.2	251.5	251.6	-2.4	0.0
Ferrous wire rope, cable, forms and strand.....	1088-01	06/82	247.2	243.7	240.0	-5.2	-1.5
Ferrous wire rope, cable, forms and strand.....	1088-0101	06/82	247.2	243.7	240.0	-5.2	-1.5
Ferrous wire cloth, other woven wire products.....	1088-07	06/82	167.5	166.4	166.4	-1.1	0.0
Ferrous wire cloth, other woven wire products.....	1088-0701	06/82	167.5	166.4	166.4	-1.1	0.0
Other fabricated ferrous wire products.....	1088-09	06/82	246.2	243.7	245.9	-1.2	0.9
Steel fencing and fence gates.....	1088-0993	06/09	111.8	110.4	108.6	-6.9	-1.6
Other fabricated ferrous wire products, n.e.c.....	1088-0996	12/11	113.8	112.6	114.3	0.2	1.5
Steel nails, staples, tacks, spikes and brads.....	1088-12	06/09	171.2	171.2	171.2	-0.8	0.0
Steel nails, staples, tacks, spikes and brads.....	1088-1201	06/09	171.2	171.2	171.2	-0.8	0.0
Other miscellaneous metal products.....	1089		167.0	166.9	166.8	-0.1	-0.1
Wire springs.....	1089-04		207.5	207.2	207.2	-0.1	0.0
Precision mechanical wire springs.....	1089-0424		188.2	187.4	187.5	-0.4	0.1
Precision mechanical extension- and torsion-type wire springs.....	1089-04241	12/09	112.0	111.3	111.3	0.0	0.0
Precision mechanical compression-type springs.....	1089-04242	12/09	105.9	105.6	105.6	-0.6	0.0
Other metal products.....	1089-05		156.6	156.7	156.5	-0.1	-0.1
Automotive job stampings.....	1089-0507		114.5	114.3	114.1	0.0	-0.2
Precision turned products, automotive.....	1089-0521	12/83	151.2	151.2	151.1	2.1	-0.1
Precision turned products, except automotive.....	1089-0522	12/83	195.2	197.0	195.9	1.1	-0.6
Metal powders, paste, and flake.....	1089-0564	06/85	216.8	-	-	-	-
Powder metallurgy parts, except bearings, gears, etc.....	1089-0571	12/91	127.8	127.7	127.4	0.2	-0.2
Other fabricated metal products.....	1089-0589	06/85	191.5	189.7	190.2	-2.5	0.3
Metal stampings n.e.c.....	1089-07	06/84	195.4	194.2	195.1	-0.1	0.5
Metal job stampings, except automotive.....	1089-0701		212.2	210.7	212.0	-1.0	0.6
Recreational vehicle metal job stamping.....	1089-07011	12/10	103.5	97.9	100.6	-11.1	2.8
Motor and generator metal job stamping.....	1089-07012	12/10	104.4	103.8	104.5	-1.3	0.7
Other metal job stampings.....	1089-07013	12/10	108.7	109.0	109.3	1.6	0.3
Metal foil and leaf.....	1089-08	12/84	155.1	153.2	154.3	-0.6	0.7
Flexible packaging foil.....	1089-0811	12/84	138.3	136.7	137.6	-0.6	0.7
Heavy gauge springs.....	1089-09	06/04	159.8	159.6	160.4	0.3	0.5
Hot formed steel springs, except wire.....	1089-0912	06/04	165.6	165.6	166.9	1.8	0.8
Cold formed steel springs, except wire.....	1089-0913	06/04	153.4	153.0	153.3	-1.3	0.2
Machinery and equipment.....	11		143.5	143.8	144.7	1.3	0.6
Agricultural machinery and equipment.....	111		237.4	241.2	242.1	2.5	0.4
Agricultural machinery and equipment.....	1114	12/02	148.6	151.0	151.6	2.5	0.4
Commercial turf and grounds care equipment, including parts and attachments.....	1114-01	12/02	132.4	134.7	133.9	1.7	-0.6
Commercial turf and grounds care equipment, including parts and attachments.....	1114-0111	12/02	132.4	134.7	133.9	1.7	-0.6
Farm plows, harrows, rollers, pulverizers, etc., and attachments.....	1114-02	12/02	193.3	193.5	194.2	0.8	0.4
Farm plows, harrows, rollers, pulverizers, etc., and attachments.....	1114-0211	12/02	193.3	193.5	194.2	0.8	0.4
Farm dairy equipment, sprayers and dusters, farm blowers, and attachments.....	1114-04	12/02	148.4	148.6	148.3	-0.1	-0.2
Farm dairy equipment, sprayers and dusters, farm blowers, and attachments.....	1114-0411	12/02	148.4	148.6	148.3	-0.1	-0.2
Planting, seeding, and fertilizing machinery and attachments.....	1114-05	12/02	155.2	156.9	157.6	1.7	0.4
Planting, seeding, and fertilizing machinery and attachments.....	1114-0511	12/02	155.2	156.9	157.6	1.7	0.4
Harvesting machinery (except hay and straw) and attachments.....	1114-06	12/82	242.4	253.8	258.2	6.4	1.7
Harvesting machinery (except hay and straw) and attachments.....	1114-0611	12/82	242.4	253.8	258.2	6.4	1.7
Haying machinery and attachments.....	1114-07	12/82	241.1	244.0	241.6	2.8	-1.0
Haying machinery and attachments.....	1114-0711	12/82	241.1	244.0	241.6	2.8	-1.0
All other farm machinery and equipment, excluding parts, including attachments.....	1114-08	12/02	172.1	171.3	170.9	1.4	-0.2
All other farm machinery and equipment, excluding parts, including attachments.....	1114-0811	12/02	172.1	171.3	170.9	1.4	-0.2
Parts for farm machinery, for sale separately.....	1114-09	12/02	137.0	136.7	136.8	-0.5	0.1
Parts for farm machinery, for sale separately.....	1114-0911	12/02	137.0	136.7	136.8	-0.5	0.1
Construction machinery and equipment.....	112		233.7	233.9	235.9	2.1	0.9

See footnotes at end of table.

Table 9. Producer price indexes and percent changes for commodity and service groupings and individual items, not seasonally adjusted — Continued
 [1982=100 unless otherwise indicated]

Commodity	Commodity code	Other index base	Index			Percent change to Jan. 2020 from:	
			Sept. 2019 ¹	Dec. 2019 ¹	Jan. 2020 ¹	Jan. 2019	Dec. 2019
Tractors and attachments, ex. parts.....	112A	12/99	154.7	154.7	156.3	3.2	1.0
Construction machinery for mounting (excluding parts, winches, snow clearing attachments).....	112A-03	12/99	144.3	144.7	145.7	1.1	0.7
Construction machinery for mounting (excluding parts, winches, snow clearing attachments).....	112A-0302	12/99	144.3	144.7	145.7	1.1	0.7
Tractor shovel loaders (skid steer, wheel, crawler, and integral design backhoes).....	112A-04		224.9	224.9	228.2	1.7	1.5
Tractor shovel loaders (skid steer, wheel, crawler, and integral design backhoes).....	112A-0406	06/86	214.5	214.5	217.6	1.7	1.4
Construction wheel and crawler tractors, dozers, self-propelled log skidders, etc....	112A-05	12/03	147.5	147.5	148.6	4.5	0.7
Construction wheel and crawler tractors, dozers, self-propelled log skidders, etc.....	112A-0501	12/03	147.5	147.5	148.6	4.5	0.7
Power cranes, draglines, & shovels (excavators) (incl. surface mining equipment) (excl. parts).....	112B	12/99	148.9	148.9	150.1	0.9	0.8
Power cranes, draglines, & shovels (excavators) (incl. surface mining equip.) (excluding parts).....	112B-05	12/99	148.9	148.9	150.1	0.9	0.8
Power cranes, draglines, & shovels (excavators) (incl. surface mining equip.) (excluding parts).....	112B-0504	12/99	148.9	148.9	150.1	0.9	0.8
Mixers, pavers, and related equipment (excluding parts).....	112C		216.8	220.6	222.8	3.2	1.0
Mixers, pavers, and related equipment (excluding parts).....	112C-01		216.8	220.6	222.8	3.2	1.0
Mixers, pavers, and related equipment (excluding parts).....	112C-0109	12/99	155.7	158.4	160.0	3.2	1.0
Off-highway, equipment, ex. parts.....	112D	12/99	166.7	166.1	168.1	1.5	1.2
Off-highway trucks, haulers, truck-type tractor chassis, trailers, etc. (excluding parts).....	112D-02	12/03	157.9	156.4	157.5	1.4	0.7
Off-highway trucks, haulers, truck-type tractor chassis, trailers, etc. (excluding parts).....	112D-0201	12/03	157.9	156.4	157.5	1.4	0.7
Graders, rollers & compactors, rough-terrain forklifts, scrapers, trenchers, etc. (excl. parts).....	112D-03	12/03	160.1	160.1	162.7	1.6	1.6
Graders, rollers & compactors, rough-terrain forklifts, scrapers, trenchers, etc. (excl. parts).....	112D-0301	12/03	160.1	160.1	162.7	1.6	1.6
Misc. construction machinery and equipment.....	112J	12/05	141.3	141.3	142.5	1.9	0.8
Winches, aerial work platforms, and automotive wrecker hoists.....	112J-01	12/05	139.9	139.9	142.2	2.7	1.6
Winches, aerial work platforms, and automotive wrecker hoists.....	112J-0101	12/03	176.2	176.2	179.1	2.6	1.6
Winches, all types (excluding parts).....	112J-010175	12/13	108.8	108.8	109.7	2.1	0.8
Other construction machinery and equipment (excluding parts).....	112J-03	12/03	160.9	160.9	161.0	1.2	0.1
Other construction machinery and equipment (excluding parts).....	112J-0301	12/03	160.9	160.9	161.0	1.2	0.1
Parts for construction machinery and equipment, sold separately.....	112K	12/99	149.7	150.3	150.9	2.0	0.4
Parts for construction machinery and equipment, sold separately.....	112K-01	12/99	149.7	150.3	150.9	2.0	0.4
Parts for cranes, draglines, and shovels (including surface mining equipment) (sold separately).....	112K-0101	12/11	113.3	116.7	117.7	4.1	0.9
Parts for off-highway wheel tractors and shovel loaders (sold separately).....	112K-0102	12/11	107.9	108.3	108.4	6.0	0.1
Parts for other construction machinery (sold separately).....	112K-0103	12/11	110.4	109.3	109.6	-0.3	0.3
Metalworking machinery and equipment.....	113		198.4	198.3	198.6	0.9	0.2
Power-driven handtools, including parts and attachments.....	1132		178.5	178.5	181.1	1.6	1.5
Power-driven handtools, including parts and attachments.....	1132-11	12/04	121.6	121.6	123.4	1.6	1.5
Power-driven handtools, including parts and attachments.....	1132-1101	12/04	121.6	121.6	123.4	1.6	1.5
Power-driven handtools, pneumatic, hydraulic, and powder-actuated.....	1132-11011	06/11	124.6	124.6	125.9	1.3	1.0
Power-driven handtools, electric (except battery powered), including parts.....	1132-11014	06/11	113.3	113.3	116.8	3.2	3.1
Welding machines and equipment.....	1133		314.7	314.2	314.4	0.7	0.1
Arc welding machines, components, and accessories, excluding electrodes and stud welding equip.....	1133-01		297.9	297.9	298.0	1.1	0.0
Arc welding machines, components, and accessories, excluding electrodes and stud welding equip.....	1133-0175	12/97	195.7	195.7	195.8	1.1	0.1
Resistance welders, components, accessories, and electrodes.....	1133-02		245.1	245.5	247.7	1.6	0.9
Resistance welders, components, accessories, and electrodes.....	1133-0276	12/84	227.1	227.5	229.6	1.6	0.9
Gas welding and cutting equipment, parts, attachments, and accessories.....	1133-04		229.7	230.0	228.1	-0.3	-0.8
Gas welding and cutting equipment, parts, attachments, and accessories.....	1133-0461	06/83	225.9	226.2	224.3	-0.4	-0.8
Other welding equipment, components, and accessories (excluding arc, resistance, and gas).....	1133-06	12/00	129.8	129.8	129.8	0.1	0.0
Other welding equipment, components, and accessories (excluding arc, resistance, and gas).....	1133-0629	12/00	129.8	129.8	129.8	0.1	0.0
Industrial process furnaces and ovens.....	1134		214.6	215.1	217.0	2.9	0.9
Industrial process furnaces and ovens, except parts and attachments.....	1134-07	12/04	134.4	134.8	135.9	2.8	0.8
Industrial process furnaces and ovens, except parts and attachments.....	1134-0711	12/04	134.4	134.8	135.9	2.8	0.8
Parts and attachments for industrial process furnaces and ovens.....	1134-09	06/11	108.4	-	109.5	3.0	-
Parts and attachments for industrial process furnaces and ovens.....	1134-0901	06/11	108.4	-	109.5	3.0	-
Cutting tools and accessories.....	1135		197.1	197.3	198.0	1.6	0.4
Small cutting tools.....	1135-01		188.6	189.0	189.2	0.9	0.1
End mills and milling cutters.....	1135-0144	12/11	109.7	109.8	109.9	1.8	0.1

See footnotes at end of table.

Table 9. Producer price indexes and percent changes for commodity and service groupings and individual items, not seasonally adjusted — Continued
 [1982=100 unless otherwise indicated]

Commodity	Commodity code	Other index base	Index			Percent change to Jan. 2020 from:	
			Sept. 2019 ¹	Dec. 2019 ¹	Jan. 2020 ¹	Jan. 2019	Dec. 2019
Threading tools, including blanks, tips and inserts.....	1135-0145	12/11	111.2	107.3	108.2	-2.5	0.8
Carbon and high-speed steel, shank, solid, tipped carbide twist drills.....	1135-0146	12/11	114.0	114.0	114.5	0.6	0.4
Taps, carbide indexable, and throwaway inserts for machine tools.....	1135-0147	12/11	117.6	117.6	120.2	4.7	2.2
Other cutting tools for machine tools, excluding tips and blanks.....	1135-0149	12/11	107.8	108.5	108.2	0.5	-0.3
Precision measuring tools.....	1135-02		203.9	203.9	203.9	3.3	0.0
Precision measuring tools.....	1135-0243	06/83	197.2	197.2	197.2	3.2	0.0
Other machine tool attachments and accessories.....	1135-05	06/83	207.0	206.1	210.3	3.9	2.0
Other machine tool attachments and accessories.....	1135-0501	06/83	207.0	206.1	210.3	3.9	2.0
Abrasive products.....	1136		212.2	211.5	214.3	2.6	1.3
Nonmetallic sized grains, powders, and flour abrasives (incl. graded only).....	1136-01		149.6	150.7	150.8	9.9	0.1
Nonmetallic sized grains, powders, and flour abrasives (incl. graded only).....	1136-0105	06/87	192.6	194.0	194.1	9.8	0.1
Nonmetallic abrasive products (including diamond abrasives).....	1136-03		196.5	196.6	198.7	1.7	1.1
Nonmetallic abrasive products (including diamond abrasives).....	1136-0311	06/87	179.9	179.9	181.9	1.7	1.1
Nonmetallic coated abrasive products and buffing wheels, polishing wheels, and laps.....	1136-05		257.6	257.6	261.8	2.8	1.6
Nonmetallic coated abrasive products and buffing wheels, polishing wheels, and laps.....	1136-0505		190.7	190.7	193.8	2.8	1.6
Metal cutting machine tools.....	1137		204.0	205.0	205.4	1.4	0.2
Metal grinding, polishing, buffing, honing, and lapping machines.....	1137-13		299.0	301.2	302.2	1.2	0.3
Metal grinding, polishing, buffing, honing, and lapping machines.....	1137-1361	06/83	296.4	298.6	299.6	1.3	0.3
Other metal-cutting machine tools.....	1137-20	12/09	113.9	114.8	115.2	2.0	0.3
Other metal-cutting machine tools.....	1137-2041	12/09	113.9	114.8	115.2	2.0	0.3
Metal machining centers.....	1137-21	12/09	116.1	116.1	116.1	0.8	0.0
Metal machining centers.....	1137-2121	12/09	116.1	116.1	116.1	0.8	0.0
Rebuilt metal-cutting machine tools and parts for metal-cutting machine tools.....	1137-53	12/02	130.2	130.4	130.5	0.5	0.1
Rebuilt metal-cutting machine tools and parts for metal-cutting machine tools.....	1137-5311	12/02	130.2	130.4	130.5	0.5	0.1
Metal forming machine tools.....	1138		237.6	237.6	241.9	3.0	1.8
Metal-forming machine tools (except rebuilt and parts).....	1138-26	12/09	118.8	118.8	120.9	2.5	1.8
Metal punching and shearing (power & manual), and bending and forming machines (power only).....	1138-2611		200.4	200.4	200.4	0.3	0.0
Metalworking presses (except forging and die-stamping presses).....	1138-2631		254.5	254.5	254.5	3.5	0.0
Other metal-forming machine tools (except presses).....	1138-2651		275.3	275.3	290.1	5.4	5.4
Rebuilt metal-forming machine tools and parts for metal-forming machine tools.....	1138-52	12/02	138.7	138.7	141.8	5.0	2.2
Rebuilt metal-forming machine tools and parts for metal-forming machine tools.....	1138-5205	12/02	138.7	138.7	141.8	5.0	2.2
Tools, dies, jigs, fixtures & ind. molds.....	1139		156.4	156.0	154.3	-1.1	-1.1
Special tools, dies, jigs, and fixtures.....	1139-01		175.9	175.7	173.7	-1.2	-1.1
Special tools, dies, jigs, and fixtures.....	1139-0135	12/03	115.4	115.3	113.9	-1.2	-1.2
Jigs and fixtures, including parts.....	1139-01351	06/10	115.4	115.4	113.0	-2.1	-2.1
Metalworking dies and die sets.....	1139-01353	06/10	110.4	110.1	109.1	-1.2	-0.9
Standard punches, industrial prototypes, die parts & other special tooling for dies.....	1139-01357	06/10	110.1	110.1	109.6	-0.2	-0.5
Industrial molds and mold boxes.....	1139-03		131.3	130.9	129.6	-0.8	-1.0
Industrial injection-type molds made of metal for plastics.....	1139-0312	12/09	117.3	117.4	114.3	0.8	-2.6
Other industrial molds and mold boxes.....	1139-0331	12/09	96.3	95.7	95.7	-1.7	0.0
Metalworking machinery n. e. c.....	113A	06/83	218.8	219.0	219.4	0.7	0.2
Metalworking assembly machines.....	113A-01	06/83	188.8	188.2	188.2	0.0	0.0
Metalworking assembly machines.....	113A-0101	06/83	188.8	188.2	188.2	0.0	0.0
Other metalworking machinery.....	113A-02	06/83	271.3	275.0	276.9	3.0	0.7
Other metalworking machinery.....	113A-0201	06/83	271.3	275.0	276.9	3.0	0.7
Rolling mill machinery.....	113B	12/87	238.6	238.9	238.9	3.2	0.0
Rolling mill machinery.....	113B-01	12/87	238.6	238.9	238.9	3.2	0.0
Rolling mill machinery.....	113B-0101	12/87	238.6	238.9	238.9	3.2	0.0
General purpose machinery and equipment.....	114		247.8	248.4	249.5	2.0	0.4
Pumps, compressors, and equipment.....	1141		267.0	267.8	270.3	2.0	0.9
Industrial pumps, except hydraulic fluid power pumps.....	1141-02		269.9	270.7	271.7	2.1	0.4
Industrial pumps, except hydraulic fluid power pumps.....	1141-0212	12/97	172.2	172.7	173.4	2.1	0.4
Parts and attachments for air and gas compressors and vacuum pumps.....	1141-07	06/84	257.0	257.0	262.5	3.5	2.1
Industrial spraying equipment.....	1141-08	06/84	186.8	186.8	190.3	1.9	1.9
Industrial spraying equipment.....	1141-0801	06/84	186.8	186.8	190.3	1.9	1.9
Measuring and dispensing pumps and parts and attachments.....	1141-09	06/84	230.9	-	235.6	-	-
Measuring and dispensing pumps and parts and attachments.....	1141-0906	12/03	157.6	-	160.8	-	-
Domestic water systems.....	1141-13	12/03	171.9	171.9	174.5	4.2	1.5
Domestic water systems.....	1141-1311	12/03	171.9	171.9	174.5	4.2	1.5
Air and gas compressors and vacuum pumps.....	1141-15	06/05	163.2	164.7	166.1	4.3	0.9
Air and gas compressors and vacuum pumps.....	1141-1501	06/05	163.2	164.7	166.1	4.3	0.9
Air & gas compressors, except compressors for ice making, refrigeration, or a/c equipment.....	1141-15011	12/11	126.4	127.7	129.0	5.0	1.0

See footnotes at end of table.

Table 9. Producer price indexes and percent changes for commodity and service groupings and individual items, not seasonally adjusted — Continued
 [1982=100 unless otherwise indicated]

Commodity	Commodity code	Other index base	Index			Percent change to Jan. 2020 from:	
			Sept. 2019 ¹	Dec. 2019 ¹	Jan. 2020 ¹	Jan. 2019	Dec. 2019
Other pumps, including parts and attachments.....	1141-19	12/83	299.4	299.2	301.1	-1.4	0.6
Parts and attachments for pumps.....	1141-1911	12/83	344.8	342.7	347.1	0.3	1.3
All other pumps, including domestic sump, oil well, and oil field pumps.....	1141-1915	12/97	165.8	166.2	166.7	-2.2	0.3
Other pumps, except automotive circulating pumps, and measuring & dispensing pumps.....	1141-19155	12/09	126.1	126.7	127.7	1.8	0.8
Elevators, escalators, and other lifts.....	1142		162.9	162.9	165.5	4.6	1.6
Elevators and moving stairways.....	1142-01		155.5	155.5	158.6	4.3	2.0
Elevators and moving stairways.....	1142-0112	12/03	135.8	135.8	138.6	4.3	2.1
Parts and attachments for elevators and moving stairs (sold separately).....	1142-02		195.5	195.5	195.5	5.7	0.0
Parts and attachments for elevators and moving stairs (sold separately).....	1142-0221		195.5	195.5	195.5	5.7	0.0
Fluid power equipment.....	1143		266.0	267.3	268.8	2.0	0.6
Fluid power pumps and parts.....	1143-01		244.5	246.2	246.2	1.2	0.0
Nonaerospace-type reciprocating fluid power pumps.....	1143-0112	12/11	115.6	116.4	116.5	1.0	0.1
Nonaerospace-type rotary and other fluid power pumps.....	1143-0113	12/14	100.0	101.7	100.8	2.3	-0.9
Nonaerospace-type fluid power motors.....	1143-0115	12/11	123.6	123.6	125.6	1.6	1.6
Parts for fluid power pumps, motors, and hydrostatic transmissions.....	1143-0119	12/11	104.7	105.0	103.7	-1.6	-1.2
Fluid power valves.....	1143-02		293.1	293.1	298.3	2.8	1.8
Fluid power valves.....	1143-0201	12/82	286.0	285.9	291.0	2.8	1.8
Nonaerospace type hydraulic directional control valves.....	1143-02013	12/07	138.2	138.2	139.7	2.5	1.1
Nonaerospace type hydraulic valves, except directional control.....	1143-02014	12/07	130.3	130.2	140.0	10.8	7.5
Nonaerospace type pneumatic directional control valves.....	1143-02015	12/07	137.3	137.3	140.6	5.2	2.4
Nonaerospace type pneumatic valves, except directional control.....	1143-02016	12/07	146.0	146.0	148.0	1.4	1.4
Aerospace type fluid power valves.....	1143-0201A	06/09	133.4	133.4	133.4	0.2	0.0
Fluid power cylinders, actuators, accumulators, cushions, & parts.....	1143-03		238.7	241.2	241.7	2.2	0.2
Non-aerospace hydraulic & all aerospace-type fluid power cylinders.....	1143-0312	06/98	166.4	166.9	167.5	1.8	0.4
Non-aerospace pneumatic fluid power cylinders.....	1143-0313	06/98	160.9	160.9	160.9	0.0	0.0
Parts for hydraulic & pneumatic cylinders and actuators.....	1143-0315	06/98	179.6	190.9	190.2	6.7	-0.4
Fluid power hose and tube fittings.....	1143-04		295.4	295.4	296.1	1.4	0.2
Fluid power hose and tube fittings.....	1143-0406		295.4	295.4	296.1	1.4	0.2
Parts for fluid power valves.....	1143-05	06/91	198.8	198.5	199.1	0.0	0.3
Parts for fluid power valves.....	1143-0501	06/91	198.8	198.5	199.1	0.0	0.3
Industrial material handling equipment.....	1144		225.9	226.3	227.3	1.2	0.4
Conveying equipment, except parts and accessories.....	1144-02		218.7	219.4	219.8	1.8	0.2
Unit handling conveyors and conveying systems.....	1144-0212	06/84	193.4	194.4	194.3	1.0	-0.1
Unit handling gravity and trolley conveyors and conveying systems.....	1144-02122	06/09	117.4	117.4	117.4	-0.2	0.0
All other unit handling conveyors, including tow, belt, roller, pneumatic, portable, etc.....	1144-02124	06/09	120.2	121.0	120.9	1.3	-0.1
Bulk material handling conveyors and conveying systems.....	1144-0216	06/84	207.0	207.2	208.2	2.7	0.5
Industrial trucks, trailers, and stackers.....	1144-03		221.3	220.9	222.3	1.0	0.6
Industrial trucks, tractors, mobile straddle carriers & cranes, & automatic stacking machines.....	1144-035	12/11	123.1	123.3	124.2	1.1	0.7
Work trucks with lifting & handling equipment, riding, electric, self-propelled.....	1144-0353	06/02	171.6	171.7	174.2	1.9	1.5
Work trucks with lifting & handling equipment, non-riding electric or any non-electric.....	1144-0356	06/02	160.4	160.6	160.7	-0.9	0.1
Work trucks not fitted with lifting & handling equipment, electric or non-electric.....	1144-0357	06/02	160.2	160.6	162.2	2.7	1.0
Bulk powered material moving equipment, dock boards, and metal pallets and skids.....	1144-0358	06/02	162.5	162.6	162.7	2.3	0.1
Parts and attachments for industrial trucks and tractors.....	1144-0378	12/86	281.5	276.1	275.8	0.0	-0.1
Hoists, overhead cranes, and monorail systems.....	1144-04		259.5	264.3	265.5	2.7	0.5
Hoists.....	1144-0481	12/84	253.7	257.8	260.7	3.4	1.1
Overhead traveling cranes and monorail systems.....	1144-0485	12/84	239.1	243.8	243.8	2.2	0.0
Parts and accessories for conveyors and conveying systems.....	1144-06	09/18	103.0	103.1	103.5	0.6	0.4
Parts and accessories for unit handling conveyors and conveying systems.....	1144-0601	06/84	242.0	243.5	242.9	-1.1	-0.2
Parts and accessories for bulk material handling conveyors and conveying systems.....	1144-0602	06/84	346.9	345.4	349.0	2.1	1.0
Mechanical power transmission equipment.....	1145		280.1	280.8	280.9	1.4	0.0
Speed changers, drives, gears.....	1145-01		282.8	282.8	282.8	0.8	0.0
Loose gear, pinions and racks.....	1145-0108	12/83	201.7	201.7	201.7	0.0	0.0
Speed changers and industrial high speed drives & parts other than loose gearing.....	1145-0117	12/03	167.4	167.4	167.4	1.1	0.0
Other power transmission equipment.....	1145-02	12/84	262.4	263.6	263.8	2.1	0.1
Plain bearings and bushings.....	1145-0201	12/84	167.9	168.0	168.0	0.4	0.0
Mechanical power transmission equipment, excl. speed changers, drives, & gears.....	1145-0212	12/03	174.4	175.5	175.7	2.7	0.1
Scales and balances.....	1146		181.6	183.2	184.2	2.3	0.5
Vehicle and industrial scales.....	1146-11	12/91	159.8	159.6	160.6	2.1	0.6
Vehicle and industrial scales.....	1146-1101	06/03	139.0	138.8	139.7	2.1	0.6
Motor truck and railroad track scales.....	1146-11011	12/10	130.7	129.9	130.7	-	0.6
Industrial scales (including automatic checkweigher and bulkweigher scales).....	1146-11012	12/10	125.7	126.3	126.7	1.2	0.3

See footnotes at end of table.

Table 9. Producer price indexes and percent changes for commodity and service groupings and individual items, not seasonally adjusted — Continued
 [1982=100 unless otherwise indicated]

Commodity	Commodity code	Other index base	Index			Percent change to Jan. 2020 from:	
			Sept. 2019 ¹	Dec. 2019 ¹	Jan. 2020 ¹	Jan. 2019	Dec. 2019
Miscellaneous non-vehicle scales (crane, susp., tank, hopper, measuring dev, lab, bulk conveyor)	1146-11013	12/10	109.5	109.5	110.9	2.9	1.3
Retail, commercial, household, and mailing scales and balances.....	1146-12	12/91	167.7	168.1	167.9	0.1	-0.1
Retail, commercial, household, and mailing scales and balances.....	1146-1201	06/03	154.0	154.3	154.1	0.1	-0.1
Parts, attachments, and accessories for scales and balances.....	1146-13	12/91	189.7	195.3	196.9	4.1	0.8
Parts, attachments, and accessories for scales and balances.....	1146-1301	06/03	185.3	190.9	192.4	4.1	0.8
Air purification equipment and industrial and commercial fans and blowers.....	1147		238.9	238.8	241.8	2.3	1.3
Fan, blower, air purification equipment.....	1147-01		238.9	238.8	241.8	2.3	1.3
Dust collection and other air purification equipment for cleaning incoming air. ...	1147-0143	12/83	198.8	198.2	203.0	6.0	2.4
Air filters for air-conditioners and furnaces, etc., of 2400 CFM or less, except parts.....	1147-01431	06/09	126.5	126.0	129.5	7.8	2.8
Other dust collection and air purification equipment, except parts.....	1147-01432	06/09	116.4	116.4	121.1	4.1	4.0
Parts for dust collection and air purification equipment.....	1147-01433	06/09	119.4	119.4	119.3	3.2	-0.1
Industrial and commercial fans and blowers.....	1147-0145	12/03	169.8	170.1	171.5	0.8	0.8
Centrifugal blower filter units, and classes I-IV centrifugal fans, except parts...	1147-01452	06/09	142.5	142.5	143.4	1.2	0.6
Other centrifugal fans and blowers, except parts.....	1147-01453	06/09	134.4	135.5	137.7	1.9	1.6
Axial fans and industrial propeller fans, except parts.....	1147-01457	06/09	118.7	119.1	118.3	-0.7	-0.7
Power roof ventilators, except parts.....	1147-01458	06/09	120.6	119.0	119.5	-0.9	0.4
Parts and accessories for fans and blowers.....	1147-01459	06/09	122.7	122.4	122.1	1.2	-0.2
Air conditioning and refrigeration equip.....	1148		201.0	201.1	201.4	1.8	0.1
Unitary air-conditioners, except air source heat pumps.....	1148-02		194.4	195.6	192.8	2.5	-1.4
Unitary air-conditioners, except air source heat pumps.....	1148-0222	06/97	-	-	157.2	2.5	-
Commercial refrigeration equipment.....	1148-03		247.1	247.1	249.2	2.7	0.8
Commercial refrigeration equipment.....	1148-0331	06/97	160.2	160.2	161.5	2.7	0.8
All other miscellaneous refrigeration and air-conditioning equipment.....	1148-06		219.0	228.0	228.0	4.4	0.0
All other miscellaneous refrigeration and air-conditioning equipment.....	1148-0631	06/97	151.7	157.9	157.9	4.4	0.0
Heat transfer equipment, including heat pumps.....	1148-07	12/11	120.6	119.9	120.9	1.5	0.8
Heat transfer equipment, except dehumidifiers.....	1148-0732	12/03	169.9	169.0	170.3	2.3	0.8
Heat pumps.....	1148-0734	12/09	117.0	115.9	117.3	-1.4	1.2
Parts and accessories for air conditioning and heat transfer equipment.....	1148-09	12/89	179.6	179.6	180.1	-0.1	0.3
Parts and accessories for air conditioning and heat transfer equipment.....	1148-0901	12/89	179.6	179.6	180.1	-0.1	0.3
Refrigeration condensing units.....	1148-15	01/19	100.5	100.7	101.9	1.9	1.2
Refrigeration condensing units.....	1148-1511	01/19	100.5	100.7	101.9	1.9	1.2
Miscellaneous general purpose equipment.....	1149		288.8	289.7	290.4	2.4	0.2
Metal valves, except fluid power.....	1149-02	12/82	340.3	341.9	343.1	2.1	0.4
Gates, globes, angles, and checks.....	1149-0201	12/82	365.5	365.5	368.1	3.1	0.7
Gates, globes, angles, straightway (Y-type) checks, stop & check, 3- & 4-way, etc.....	1149-02011	06/09	129.7	129.7	130.9	4.1	0.9
Industrial valves for water works and municipal equipment.....	1149-02012	06/09	121.2	121.1	121.3	1.0	0.2
Industrial ball valves, incl. manual and power operated.....	1149-0202	12/82	445.7	445.7	446.6	1.2	0.2
Industrial butterfly valves, incl. manual and power operated.....	1149-0203	12/82	240.6	240.6	241.4	4.6	0.3
Industrial plug valves.....	1149-0204	12/82	234.6	234.6	234.6	0.0	0.0
Solenoid valves.....	1149-0208	12/82	-	366.2	-	-	-
Other industrial valves, including nuclear.....	1149-0209	12/82	311.5	313.4	313.4	0.5	0.0
Automatic regulating and control valves.....	1149-0211	12/98	192.9	-	-	-	-
Metal pipe fittings, flanges, and unions.....	1149-03	12/82	320.6	315.1	330.3	4.6	4.8
Metal pipe fittings, flanges, and unions.....	1149-0301	12/82	320.6	315.1	330.3	4.6	4.8
Ball and roller bearings.....	1149-05		279.2	283.6	282.0	4.3	-0.6
Ball bearings, complete, unmounted.....	1149-0531	12/03	150.1	151.3	151.0	3.2	-0.2
Mounted bearings, except plain.....	1149-0534	06/83	363.6	372.6	367.8	4.5	-1.3
Parts and components for ball and roller bearings, incl. balls and rollers.....	1149-0535	06/83	186.7	185.6	179.1	-4.1	-3.5
Tapered roller bearings (including cups & cones), unmounted.....	1149-0537	06/83	293.6	302.4	302.1	8.6	-0.1
Other roller bearings, unmounted.....	1149-0538	06/83	317.7	323.7	325.1	5.5	0.4
Industrial patterns.....	1149-07	12/84	195.5	193.3	193.3	-0.8	0.0
Industrial patterns.....	1149-0701	12/84	195.5	193.3	193.3	-0.8	0.0
Filters and strainers.....	1149-08	12/84	251.7	251.2	245.0	-1.1	-2.5
Filters and strainers, except fluid power.....	1149-0805	12/03	159.7	159.3	154.5	-1.4	-3.0
Industrial filters and strainers and reusable media, except fluid power.....	1149-08051	12/11	119.4	119.4	115.0	-1.6	-3.7
Nonreusable media for filters and strainers, except fluid power.....	1149-08052	12/11	113.4	113.4	114.4	1.6	0.9
Parts and accessories for filters and strainers, except fluid power.....	1149-08053	12/11	112.5	104.7	105.9	-5.1	1.1
Other miscellaneous general purpose equipment.....	1149-11	12/84	217.2	217.8	218.8	2.9	0.5
General industrial machinery equipment, n.e.c.....	1149-1102	06/07	128.4	128.8	129.4	2.9	0.5
Electronic computers and computer equipment.....	115	12/98	25.3	26.1	25.6	-4.8	-1.9
Electronic computers.....	1151	12/04	15.7	15.4	15.7	-10.8	1.9
Electronic computers.....	1151-01	12/04	15.7	15.4	15.7	-10.8	1.9
Personal computers and workstations (excluding portable computers).....	1151-0114	06/07	23.1	22.5	22.1	-11.6	-1.8
Portable computers, laptops, tablets and other single user computers.....	1151-0115	06/07	17.0	16.4	16.3	-11.4	-0.6
Host computers, multiusers (mainframes, UNIX and PC servers).....	1151-0116	12/04	23.9	23.5	24.4	-10.3	3.8

See footnotes at end of table.

Table 9. Producer price indexes and percent changes for commodity and service groupings and individual items, not seasonally adjusted — Continued
 [1982=100 unless otherwise indicated]

Commodity	Commodity code	Other index base	Index			Percent change to Jan. 2020 from:	
			Sept. 2019 ¹	Dec. 2019 ¹	Jan. 2020 ¹	Jan. 2019	Dec. 2019
Computer storage devices.....	1152	12/04	43.3	48.1	46.0	0.7	-4.4
Computer storage devices (excluding parts, attachments and accessories).....	1152-01	12/04	42.8	47.5	45.4	0.7	-4.4
Computer storage devices (excluding parts, attachments and accessories).....	1152-0101	12/04	42.8	47.5	45.4	0.7	-4.4
Computer peripheral equipment and parts.....	1154	12/98	81.5	81.6	80.1	-5.8	-1.8
POS terminals, funds-transfer devices, computer terminals & other computer peripheral equip.....	1154-06	06/99	65.9	66.0	64.3	-7.9	-2.6
POS terminals, funds-transfer devices, computer terminals & other computer peripheral equip.....	1154-0602	06/07	68.9	68.9	67.2	-7.9	-2.5
Special industry machinery and equipment.....	116		211.9	212.9	214.1	2.2	0.6
Food products machinery.....	1161		291.2	292.9	296.4	2.7	1.2
Dairy and milk products plant machinery and equipment.....	1161-01		268.7	270.2	274.0	2.0	1.4
Dairy and milk products plant machinery and equipment.....	1161-0111	12/83	262.9	264.3	268.1	2.0	1.4
Commercial food products machinery (except packaging and cooking equipment).....	1161-04		254.7	256.9	258.4	2.3	0.6
Commercial food products machinery (except packaging and cooking equipment).....	1161-0409	12/83	251.3	253.5	254.9	2.3	0.6
Industrial food products machinery for processing foods, beverages, & animal & fowl feed.....	1161-05	12/83	310.1	310.8	316.6	3.7	1.9
Industrial food products machinery for processing foods, beverages, & animal & fowl feed.....	1161-0501	12/83	310.1	310.8	316.6	3.7	1.9
Other industrial food and feed machinery.....	1161-05012	12/12	120.2	120.4	122.9	4.1	2.1
Machinery for sorting, grading, and cleaning fruits, vegetables, eggs, and for processing meat.....	1161-05013	12/12	123.6	124.1	126.0	3.9	1.5
Parts and attachments for industrial food and feed products machinery.....	1161-05014	12/12	120.5	120.6	122.5	2.5	1.6
Textile machinery and equipment.....	1162		172.2	172.2	172.2	0.1	0.0
Textile machinery (except parts, attachments, and accessories).....	1162-12	06/86	146.0	146.0	146.0	0.2	0.0
Textile machinery (except parts, attachments, and accessories).....	1162-1201	06/86	146.0	146.0	146.0	0.2	0.0
Textile machinery parts and attachments.....	1162-77		191.5	191.5	191.5	0.0	0.0
Textile machinery parts and attachments.....	1162-7701	06/86	171.9	171.9	171.9	0.0	0.0
Sawmill and woodworking machinery.....	1163		233.9	233.9	234.1	0.2	0.1
Sawmill and woodworking machinery.....	1163-06	12/04	157.2	157.2	157.4	0.3	0.1
Sawmill and woodworking machinery, excluding parts and attachments (sold separately).....	1163-0602	06/12	131.4	131.4	131.4	0.2	0.0
Paper industries machinery.....	1164	06/82	228.3	228.4	228.8	0.9	0.2
Paper industries machinery.....	1164-01	06/82	228.3	228.4	228.8	0.9	0.2
Paper industries machinery, excluding parts & attachments (sold separately).....	1164-0114	12/03	127.7	127.7	127.7	0.1	0.0
Parts & attachments for paper industries machinery.....	1164-0115	12/03	144.0	144.0	144.5	1.8	0.3
Printing trades machinery and equipment.....	1165		164.2	165.6	164.8	-0.1	-0.5
Printing presses.....	1165-08	06/09	103.4	103.3	103.4	0.1	0.1
Printing presses.....	1165-0830	06/09	103.4	103.3	103.4	0.1	0.1
Other printing machinery and equipment.....	1165-09	12/82	154.9	156.7	155.8	-0.1	-0.6
Other printing machinery and equipment, incl. pre-press preparation equipment & plates.....	1165-0912	06/09	92.4	95.4	93.6	-1.6	-1.9
Parts, attachments, & accessories for printing trades machinery.....	1165-0913	06/09	111.2	111.4	111.4	0.4	0.0
Bookbinding machinery and equipment.....	1165-0914	12/11	115.1	115.1	115.1	0.5	0.0
Other special industry machinery.....	1166		184.2	185.5	186.2	3.4	0.4
Plastics and rubber working machinery.....	1166-03		220.5	221.9	221.8	2.0	0.0
Plastics working machinery and equipment, excluding patterns and molds, including parts.....	1166-039	09/15	102.7	103.4	103.3	2.4	-0.1
Plasticworking machinery (excluding parts).....	1166-0391	12/08	110.1	110.9	110.7	1.8	-0.2
Parts for plasticworking machinery.....	1166-0395	12/08	111.2	112.0	112.5	4.6	0.4
Miscellaneous special industry machinery.....	1166-06		172.5	173.8	174.5	3.6	0.4
Semiconductor manufacturing machinery and parts.....	1166-0638	06/87	112.3	112.3	112.3	2.3	0.0
All other miscellaneous special industry machinery and equipment.....	1166-0647	06/01	134.6	138.1	140.4	5.6	1.7
Packing, packaging, and bottling machinery and parts.....	1167		290.3	290.9	293.3	1.6	0.8
Packing, packaging, and bottling machinery and parts.....	1167-05	06/06	141.9	142.1	143.3	1.6	0.8
Packing, packaging, and bottling machinery, excluding parts.....	1167-0501	06/06	135.9	136.2	137.7	1.8	1.1
Parts for packing, packaging, and bottling machinery.....	1167-0502	12/83	287.8	288.1	289.3	1.3	0.4
Service industry machinery and parts.....	1168	06/82	250.9	251.5	253.7	1.4	0.9
Service industry machinery and parts.....	1168-01	06/82	250.9	251.5	253.7	1.4	0.9
Commercial and industrial vacuum cleaners.....	1168-0111	06/82	248.9	248.9	275.7	13.9	10.8
Commercial cooking and food warming equipment.....	1168-0118	12/03	160.1	160.5	160.8	-0.9	0.2
Commercial cooking equipment incl. ranges, deep-fat fryers, etc. except electric.....	1168-01181	12/11	122.7	123.3	123.3	-2.1	0.0
Commercial electric cooking equipment, incl. ranges, deep-fat fryers, etc.....	1168-01182	12/11	113.7	113.6	114.1	0.7	0.4
Parts and accessories for commercial cooking and food warming equipment.....	1168-01183	12/11	114.1	114.1	114.6	0.7	0.4

See footnotes at end of table.

Table 9. Producer price indexes and percent changes for commodity and service groupings and individual items, not seasonally adjusted — Continued
 [1982=100 unless otherwise indicated]

Commodity	Commodity code	Other index base	Index			Percent change to Jan. 2020 from:	
			Sept. 2019 ¹	Dec. 2019 ¹	Jan. 2020 ¹	Jan. 2019	Dec. 2019
Other service industry machinery, incl. electronic teaching mach. & auto. maintenance equipment.....	1168-0123	06/07	122.6	122.9	123.4	1.6	0.4
All other parts and attachments for service industry equipment.....	1168-01232	12/11	102.9	103.2	103.2	3.3	0.0
Commercial and industrial floor & carpet cleaning machines, excl. vacuum cleaners.....	1168-01233	09/16	111.7	111.7	113.4	5.1	1.5
Automotive maintenance equipment, excluding handtools.....	1168-01234	09/16	100.1	100.1	100.1	0.0	0.0
Electronic teaching machines, teaching aids, etc., incl. kits.....	1168-01235	09/16	102.0	102.0	102.0	0.1	0.0
Other service industry equipment.....	1168-01236	09/16	106.1	106.5	107.2	2.2	0.7
Commercial laundry and drycleaning machinery products.....	1169	12/82	272.8	272.8	273.8	0.5	0.4
Commercial laundry and drycleaning machinery products.....	1169-09	06/03	154.4	154.4	154.9	0.5	0.3
Commercial laundry and drycleaning machinery products.....	1169-0901	06/03	154.4	154.4	154.9	0.5	0.3
Electrical machinery and equipment.....	117		116.9	117.0	118.1	1.2	0.9
Wiring devices.....	1171		238.5	239.3	239.4	1.7	0.0
Current-carrying wiring devices.....	1171-01		180.1	181.3	180.4	0.8	-0.5
Current-carrying switches for electrical circuitry (including vehicular switches).....	1171-0143	12/99	150.3	152.0	151.9	1.6	-0.1
Current-carrying wire connectors for electrical circuitry.....	1171-0144	12/99	138.4	139.1	140.7	1.2	1.2
Current-carrying wiring devices n.e.c.....	1171-0147	06/06	113.1	113.3	110.6	-0.5	-2.4
Noncurrent-carrying wiring devices.....	1171-02		319.6	319.7	321.5	2.6	0.6
Noncurrent-carrying electrical conduit and conduit fittings, incl. plastic conduit & fittings.....	1171-0216	12/04	141.3	141.7	142.1	0.4	0.3
Other noncurrent-carrying wiring devices and supplies (boxes, covers, bar hangers, etc.).....	1171-0217	12/04	149.8	149.8	150.2	2.7	0.3
Porcelain, steatite, and other ceramic electrical products.....	1171-0252	12/03	140.6	140.1	143.8	10.4	2.6
Integrating and measuring instruments.....	1172		168.8	170.3	172.1	1.9	1.1
Test equipment for electrical, radio, & communication circuits & motors.....	1172-05	12/83	159.0	161.2	163.8	2.4	1.6
Test equipment for electrical, radio, & communication circuits & motors.....	1172-0501		167.5	169.8	172.6	2.4	1.6
Electrical integrating instruments and other instruments to measure electricity.....	1172-09	06/06	116.4	116.4	116.4	1.1	0.0
Electrical integrating instruments and other instruments to measure electricity.....	1172-0901	06/06	116.4	116.4	116.4	1.1	0.0
Motors, generators, motor generator sets.....	1173		221.3	222.8	223.6	1.3	0.4
Fractional horsepower motors and generators.....	1173-03	06/83	190.8	190.8	191.2	0.3	0.2
Fractional horsepower motors and generators.....	1173-0312	12/99	143.6	143.6	143.8	0.3	0.1
Integral horsepower motors and generators (excluding land transportation types).....	1173-04	06/83	280.6	280.8	280.8	0.4	0.0
Integral horsepower motors and generators (excluding land transportation types).....	1173-0405	12/99	195.4	195.5	195.5	0.4	0.0
Parts and supplies for motors and generators.....	1173-09	06/83	233.5	233.7	236.2	1.7	1.1
Parts and supplies for motors and generators.....	1173-0901	06/83	233.5	233.7	236.2	1.7	1.1
Other motors and generators.....	1173-11	06/06	122.8	124.6	125.1	2.0	0.4
Other motors and generators.....	1173-1101	06/06	122.8	124.6	125.1	2.0	0.4
Land transportation motors, generators, and control equipment (except parts).....	1173-11011	12/14	99.9	107.8	—	—	—
Prime mover generator sets, except steam & hydraulic turbine.....	1173-11012	12/14	103.6	105.7	105.8	2.4	0.1
Transformers and power regulators.....	1174		232.7	236.5	237.1	3.1	0.3
Power and distribution transformers, except parts.....	1174-09	12/99	196.2	200.3	200.8	3.7	0.2
Power and distribution transformers, except parts.....	1174-0999	12/99	196.2	200.3	200.8	3.7	0.2
Other transformers and parts for transformers.....	1174-11	12/99	153.9	154.2	154.5	1.2	0.2
Specialty transformers, except fluorescent lamp ballasts.....	1174-1102		113.5	—	—	—	—
Switchgear, switchboard, industrial controls equipment.....	1175		234.5	233.0	235.0	2.8	0.9
Industrial controls and related parts and accessories.....	1175-07		238.6	235.0	235.8	1.2	0.3
Industrial controls and related parts and accessories.....	1175-0799	06/85	227.1	223.7	224.5	1.2	0.4
General-purpose industrial controls.....	1175-07991	06/11	119.0	116.2	116.9	1.3	0.6
Parts for industrial controls and motor-control accessories.....	1175-07992	06/11	117.0	117.0	117.0	0.7	0.0
Specific-purpose industrial controls.....	1175-07993	06/11	109.4	109.5	109.5	1.2	0.0
Switchgear and switchboard apparatus.....	1175-22	06/05	130.3	130.4	132.1	4.2	1.3
Switchgear and switchboard apparatus.....	1175-2201	06/05	130.3	130.4	132.1	4.2	1.3
Low voltage panelboards and distribution boards, 1000 volts or less.....	1175-22013	12/07	107.3	107.5	110.5	3.8	2.8
Switchgear, except relays and ducts.....	1175-2201A	12/07	123.1	123.1	123.7	3.9	0.5
Communications and related equipment and miscellaneous electronic systems & equipment.....	1176	12/85	116.6	116.7	119.8	3.5	2.7
Telephone and wireline data networking equipment.....	1176-01	12/85	82.7	82.9	80.3	-3.4	-3.1
Carrier line equipment and external modems.....	1176-0112	12/00	71.6	71.2	71.2	-1.1	0.0
Telephone switching and switchboard equipment.....	1176-0121	12/85	105.0	—	105.0	0.0	—
Wireline voice and data network equipment.....	1176-0141	12/85	71.3	71.8	67.8	-5.4	-5.6
Other communications and related equipment, including broadcast and wireless.....	1176-03	06/13	100.2	100.1	100.6	0.9	0.5
Broadcast, studio, and related electronic equipment.....	1176-0301	12/85	114.1	112.8	116.3	2.4	3.1
Radio station and wireless communication equipment.....	1176-0302	12/85	94.7	94.8	95.1	0.6	0.3
Wireless networking equipment.....	1176-03021	06/13	59.8	60.2	60.2	-15.7	0.0
Radio station equipment.....	1176-03022	06/13	105.6	105.6	105.6	2.4	0.0

See footnotes at end of table.

Table 9. Producer price indexes and percent changes for commodity and service groupings and individual items, not seasonally adjusted — Continued
 [1982=100 unless otherwise indicated]

Commodity	Commodity code	Other index base	Index			Percent change to Jan. 2020 from:	
			Sept. 2019 ¹	Dec. 2019 ¹	Jan. 2020 ¹	Jan. 2019	Dec. 2019
Other broadcast and wireless communications systems and equipment.....	1176-03023	06/13	104.4	104.4	105.1	1.3	0.7
Intercommunications, alarm and traffic control systems.....	1176-0303	12/85	131.7	131.7	131.7	1.4	0.0
Alarm systems, including electric sirens and horns.....	1176-03031	06/08	105.4	105.4	105.4	0.8	0.0
Electronic systems and equipment, n.e.c.....	1176-05	12/03	114.9	115.6	114.4	1.6	-1.0
Electronic systems and equipment, n.e.c.....	1176-0512	12/03	114.9	115.6	114.4	1.6	-1.0
Search, detection, navigation & guidance systems and equipment.....	1176-06	06/04	142.5	142.5	149.8	6.0	5.1
Search, detection, navigation & guidance systems and equipment.....	1176-0613	06/04	142.5	142.5	149.8	6.0	5.1
Electric lamp bulbs, tubes, and components.....	1177		91.1	91.2	91.0	-27.1	-0.2
Electric lamp bulbs, tubes, and components.....	1177-04	12/04	70.3	70.3	70.2	-27.1	-0.1
Electric lamp bulbs, tubes, and components.....	1177-0401	12/04	70.3	70.3	70.2	-27.1	-0.1
Electronic components and accessories.....	1178		65.7	65.7	65.6	0.9	-0.2
Capacitors for electronic circuitry.....	1178-11		216.0	214.4	223.0	4.0	4.0
Capacitors for electronic circuitry.....	1178-1148	12/02	160.8	159.6	165.9	3.9	3.9
Resistors for electronic circuitry.....	1178-12		177.3	177.3	177.3	0.7	0.0
Resistors for electronic circuitry.....	1178-1207	12/05	106.9	106.9	106.9	0.7	0.0
Relays for electronic circuitry, industrial control overload, and switchgear type.....	1178-21		248.5	248.5	248.5	1.1	0.0
Relays for electronic circuitry, industrial control overload, and switchgear type.....	1178-2116	06/90	184.7	184.7	184.7	1.0	0.0
Switches, mechanical (electronic applications).....	1178-22	06/82	210.7	210.7	210.5	4.9	-0.1
Switches, mechanical (electronic applications).....	1178-2299	06/82	210.7	210.7	210.5	4.9	-0.1
Connectors for electronic circuitry.....	1178-24		196.9	197.1	197.4	1.4	0.2
Connectors for electronic circuitry.....	1178-2481	12/11	113.7	113.8	114.0	1.4	0.2
Filters, crystals, and transducers.....	1178-28	06/82	107.3	107.3	108.7	3.4	1.3
Filters, crystals, and transducers.....	1178-2890	06/82	107.3	107.3	108.7	3.4	1.3
Integrated microcircuits.....	1178-39	06/05	36.3	36.2	35.9	0.0	-0.8
Integrated microcircuits.....	1178-3911	06/05	36.3	36.2	35.9	0.0	-0.8
Other semiconductor and related devices.....	1178-47	06/05	69.0	69.0	69.0	-3.2	0.0
Other semiconductor devices, including parts (such as chips, wafers and heat sinks).....	1178-4711	06/05	66.7	66.7	66.7	-3.8	0.0
Bare printed circuit boards.....	1178-49	12/00	105.7	105.7	105.7	0.0	0.0
Bare printed circuit boards.....	1178-4901	06/82	110.5	110.6	110.6	0.1	0.0
Electronic coils, transformers, and other inductors.....	1178-53	06/82	197.4	197.6	198.4	1.9	0.4
Electronic coils, transformers, and other inductors.....	1178-5399	06/00	135.5	135.7	136.2	1.9	0.4
Other electronic components, n.e.c.....	1178-56	06/00	142.6	142.7	144.2	9.2	1.1
Microwave components and devices, excl. antennae, tubes and semiconductors.....	1178-5602	12/12	127.8	127.8	127.8	24.1	0.0
All other miscellaneous electronic components.....	1178-5603	06/00	135.1	135.2	137.4	3.1	1.6
Printed circuit assemblies, loaded boards, modules and consumer external modems.....	1178-61	06/82	95.2	95.2	95.2	0.4	0.0
Printed circuit assemblies, loaded boards, modules and consumer external modems.....	1178-6199	06/82	95.2	95.2	95.2	0.4	0.0
Miscellaneous electrical machinery and equipment.....	1179		124.1	124.1	124.5	-2.1	0.3
Storage batteries.....	1179-01		204.3	204.7	205.1	0.1	0.2
Storage batteries, lead acid type, BCI dimensional group 8D or smaller.....	1179-0103	12/84	213.9	214.6	215.2	0.0	0.3
Storage batteries, lead acid type, larger than BCI dimensional group 8D.....	1179-0104	12/84	267.5	267.5	267.5	-0.9	0.0
Storage batteries (excluding lead acid), including parts for all storage batteries.....	1179-0105	12/84	223.3	223.5	223.5	2.8	0.0
Storage batteries (excluding lead acid).....	1179-01051	12/09	126.7	126.8	126.8	3.2	0.0
Primary batteries.....	1179-02		200.7	200.7	200.8	3.7	0.0
Primary batteries.....	1179-0229	12/03	130.2	130.2	130.3	3.7	0.1
Carbon and graphite products.....	1179-03		219.4	218.8	220.3	-26.9	0.7
All other carbon and graphite products.....	1179-0335	12/03	138.3	-	-	-	-
X-ray and electromedical equipment.....	1179-05		86.5	86.4	86.8	0.3	0.5
Irradiation equipment.....	1179-0512	06/85	118.9	118.9	118.9	-0.2	0.0
Electromedical equipment, including diagnostic, therapeutic and patient monitoring equipment.....	1179-0541	06/09	95.4	95.3	95.8	0.4	0.5
Miscellaneous electrical industrial apparatus.....	1179-29	12/85	151.1	152.2	152.2	1.6	0.0
Rectifying apparatus.....	1179-2902	12/85	158.4	160.8	160.8	2.5	0.0
Other electrical equipment for industrial use, except for electronic circuitry.....	1179-2904	12/03	132.3	132.3	132.3	0.8	0.0
All other electrical equipment and components, except industrial.....	1179-39	12/06	103.6	103.5	103.6	0.5	0.1
All other electrical equipment and components, except industrial.....	1179-3901	12/06	103.6	103.5	103.6	0.5	0.1
Miscellaneous instruments.....	118		206.8	207.2	208.9	1.5	0.8
Automatic environmental controls for monitoring residential, commercial, and appliance use.....	1181		183.9	185.3	184.9	1.8	-0.2
Automatic environmental controls for monitoring residential, commercial, and appliance use.....	1181-05	12/03	126.8	127.8	127.5	1.8	-0.2
Automatic environmental controls for monitoring residential, commercial, and appliance use.....	1181-0501	12/03	126.8	127.8	127.5	1.8	-0.2
Industrial process control instruments.....	1182	06/83	231.9	232.0	234.8	1.2	1.2
Industrial process control instruments.....	1182-01	06/83	231.9	232.0	234.8	1.2	1.2

See footnotes at end of table.

Table 9. Producer price indexes and percent changes for commodity and service groupings and individual items, not seasonally adjusted — Continued
 [1982=100 unless otherwise indicated]

Commodity	Commodity code	Other index base	Index			Percent change to Jan. 2020 from:	
			Sept. 2019 ¹	Dec. 2019 ¹	Jan. 2020 ¹	Jan. 2019	Dec. 2019
Industrial process control instruments.....	1182-0171	12/03	140.4	140.5	142.2	1.1	1.2
Fluid meters and counting devices.....	1184	12/85	189.2	189.2	189.3	1.0	0.1
Fluid meters and counting devices.....	1184-01	12/85	189.2	189.2	189.3	1.0	0.1
Integrating and totalizing meters for gases or liquids.....	1184-0102	12/85	232.1	232.1	232.4	0.3	0.1
Counting devices.....	1184-0103	12/85	205.8	205.8	205.8	0.0	0.0
Motor vehicle indicating instruments.....	1184-0104	12/85	133.2	133.2	133.2	3.7	0.0
Engineering and scientific instruments.....	1185	12/85	238.9	239.0	246.5	3.2	3.1
Aeronautical, nautical, and navigational instruments.....	1185-01	12/85	265.6	265.6	277.6	4.2	4.5
Aeronautical, nautical, and navigational instruments.....	1185-0111	12/85	265.6	265.6	277.6	4.2	4.5
Hospital beds and specialized hospital furniture.....	1185-04	12/11	114.0	114.0	114.7	1.3	0.6
Hospital beds and specialized hospital furniture.....	1185-0404	12/11	114.0	114.0	114.7	1.3	0.6
Measuring instruments and lenses.....	1186	12/85	150.0	150.0	151.3	1.1	0.9
Sighting, tracking, and fire-control equipment, optical type.....	1186-01	12/85	126.5	126.5	128.2	1.3	1.3
Sighting, tracking, and fire-control equipment, optical type.....	1186-0111	12/85	126.5	126.5	128.2	1.3	1.3
All other miscellaneous optical instruments and lenses.....	1186-02	12/85	135.6	135.6	136.0	0.4	0.3
All other miscellaneous optical instruments and lenses.....	1186-0211	12/85	135.6	135.6	136.0	0.4	0.3
Laboratory analytical instruments.....	1186-03	12/85	158.1	158.1	159.6	1.2	0.9
Laboratory analytical instruments.....	1186-0311	12/85	158.1	158.1	159.6	1.2	0.9
Measuring & controlling devices, n.e.c.....	1189	06/85	163.2	164.3	163.8	1.5	-0.3
Aircraft engine instruments.....	1189-01	06/85	162.6	163.6	163.6	5.8	0.0
Aircraft engine instruments.....	1189-0199	06/85	162.6	163.6	163.6	5.8	0.0
Nuclear radiation detection & monitoring instruments.....	1189-04	06/85	193.3	194.2	199.8	4.6	2.9
Nuclear radiation detection & monitoring instruments.....	1189-0499	06/85	193.3	194.2	199.8	4.6	2.9
Physical properties and kinematic testing equipment.....	1189-05	06/04	108.4	108.4	106.2	-1.5	-2.0
Physical properties and kinematic testing equipment.....	1189-0599	06/04	108.4	108.4	106.2	-1.5	-2.0
Commercial, geophysical, meteorological & general-purpose instruments.....	1189-06	06/04	116.0	117.6	117.8	1.6	0.2
Commercial, geophysical, meteorological & general-purpose instruments.....	1189-0699	06/04	116.0	117.6	117.8	1.6	0.2
Miscellaneous machinery.....	119		186.5	186.1	186.4	1.0	0.2
Oil field and gas field machinery.....	1191		220.3	218.3	217.3	-0.3	-0.5
Oil field and gas field drilling machinery (except parts sold separately).....	1191-02		237.8	235.8	234.1	-0.5	-0.7
Rotary oil and gas field drilling machinery and equipment (except parts sold separately).....	1191-0257	12/03	161.7	160.3	158.7	-0.5	-1.0
Portable drilling rigs (above ground), derricks, and well surveying machinery (excl parts).....	1191-0259	12/03	146.9	145.2	145.2	-0.8	0.0
Oil and gas field derricks and well surveying machinery.....	1191-02599	12/10	113.8	112.5	112.5	-0.2	0.0
Cementing and other oil and gas field drilling machinery (except parts sold separately).....	1191-0263	12/10	96.0	96.0	96.7	0.7	0.7
Oil field and gas field production machinery (except pumps and parts sold separately).....	1191-04		188.8	-	188.8	0.0	-
Oil field and gas field production machinery (except pumps and parts sold separately).....	1191-0456	12/03	155.1	-	155.1	0.0	-
Parts and attachments for oil and gas field machinery and equipment.....	1191-06	12/10	111.1	107.9	108.1	0.5	0.2
Parts and attachments for oil and gas field drilling machinery.....	1191-0602	12/10	109.6	109.6	109.8	0.6	0.2
Parts and attachments for oil and gas field production machinery.....	1191-0604	12/10	114.8	105.8	105.8	-	0.0
Mining machinery and equipment.....	1192		299.6	303.4	305.3	3.7	0.6
Drills and other mining machinery (except parts sold separately).....	1192-03		310.1	-	-	-	-
Drills and other mining machinery (except parts sold separately).....	1192-0302	12/03	169.1	-	-	-	-
Mining machinery and equipment (except parts sold separately).....	1192-07	09/19	100.0	101.5	101.6	-	0.1
Underground mining machinery (except parts sold separately).....	1192-0701	12/03	202.5	202.5	202.5	2.9	0.0
Crushing, pulverizing, & screening machinery (except parts sold separately).....	1192-0702	12/03	170.7	180.3	180.3	5.8	0.0
Drills and other mining machinery (except parts sold separately).....	1192-0703	12/03	169.1	175.0	176.7	5.0	1.0
Mineral processing & beneficiation machinery (except parts sold separately).....	1192-0704	12/03	182.8	188.3	188.3	3.2	0.0
Parts and attachments for mining machinery and equipment (sold separately).....	1192-53		245.7	247.4	252.6	3.7	2.1
Parts and attachments for mining machinery and equipment (sold separately).....	1192-5303	12/03	177.0	178.2	181.9	3.6	2.1
Office and store machines and equipment.....	1193		122.1	122.1	122.3	0.9	0.2
Office machinery, including mailing, letter handling, and addressing machines and parts.....	1193-07		133.6	133.6	133.6	0.0	0.0
Office machinery, including mailing, letter handling, and addressing machines and parts.....	1193-0700		133.6	133.6	133.6	0.0	0.0
Coin-operated machines and mechanisms.....	1193-09	05/18	101.3	101.3	101.5	1.1	0.2
Coin-operated machines and mechanisms.....	1193-0910	05/18	101.3	101.3	101.5	1.1	0.2
Internal combustion engines.....	1194		169.5	169.6	170.4	0.6	0.5
Diesel, semidiesel, and dual-fuel engines (except automotive).....	1194-07	12/82	176.5	176.5	179.8	1.9	1.9
Diesel, semidiesel, and dual-fuel engines (except automotive).....	1194-0725	12/00	135.3	135.3	137.9	1.8	1.9
Diesel, semidiesel, and dual-fuel engines for automobiles, trucks, and buses.....	1194-08	12/82	152.6	152.7	151.4	-0.6	-0.9
Diesel, semidiesel, and dual-fuel engines for automobiles, trucks, and buses.....	1194-0811	12/82	152.6	152.7	151.4	-0.6	-0.9

See footnotes at end of table.

Table 9. Producer price indexes and percent changes for commodity and service groupings and individual items, not seasonally adjusted — Continued
 [1982=100 unless otherwise indicated]

Commodity	Commodity code	Other index base	Index			Percent change to Jan. 2020 from:	
			Sept. 2019 ¹	Dec. 2019 ¹	Jan. 2020 ¹	Jan. 2019	Dec. 2019
Parts & accessories for internal combustion engines, ex. aircraft & gasoline automotive engines.....	1194-13		203.6	204.0	207.4	2.2	1.7
Parts & accessories for internal combustion engines, ex. aircraft & gasoline automotive engines.....	1194-1301		203.6	204.0	207.4	2.2	1.7
Machine shop products.....	1195		195.8	195.1	195.3	0.9	0.1
Machine shop products.....	1195-05	06/84	177.4	176.8	176.9	0.9	0.1
Machine shop job work and job order repairs.....	1195-0501	06/84	177.4	176.8	176.9	0.9	0.1
Turbines and turbine generator sets.....	1197	06/87	234.8	234.4	235.2	2.5	0.3
Turbines and turbine generator sets (excluding parts).....	1197-01	06/87	234.8	234.4	235.2	2.5	0.3
Steam, gas, and other turbines and turbine generators.....	1197-0103	06/11	106.9	106.5	105.1	0.0	-1.3
Parts & accessories for turbines, turbine generators, and turbine generator sets.....	1198	09/15	99.9	99.9	99.9	0.9	0.0
Parts & accessories for turbines, turbine generators, and turbine generator sets.....	1198-01	09/15	99.9	99.9	99.9	0.9	0.0
Parts & accessories for turbines, turbine generators, and turbine generator sets.....	1198-0101	09/15	99.9	99.9	99.9	0.9	0.0
Furniture and household durables.....	12		176.9	177.6	177.5	1.3	-0.1
Household furniture.....	121		220.4	222.6	223.5	2.2	0.4
Metal household furniture.....	1211		164.1	188.1	188.5	17.2	0.2
Metal household furniture.....	1211-01		164.1	188.1	188.5	17.2	0.2
Metal household dining room and kitchen furniture.....	1211-0102	06/84	197.6	249.2	250.5	32.5	0.5
Other metal household furniture.....	1211-0104	06/84	145.7	153.3	153.3	5.4	0.0
Metal household furniture, beds, nonupholstered.....	1211-01041	12/11	98.3	98.3	98.3	0.0	0.0
Wood household furniture.....	1212		248.7	248.0	251.1	1.3	1.3
Living room furniture (nonupholstered), wood.....	1212-01		251.9	248.0	254.3	1.2	2.5
Living room furniture (nonupholstered), wood.....	1212-0181	12/04	135.2	133.1	136.5	1.3	2.6
Dining room furniture (nonupholstered), wood.....	1212-02		271.5	267.9	274.0	1.5	2.3
Dining room furniture (nonupholstered), wood.....	1212-0281	12/04	138.2	136.3	139.4	1.5	2.3
Bedroom furniture (nonupholstered), wood.....	1212-03		248.2	249.0	250.5	1.8	0.6
Bedroom furniture (nonupholstered), wood.....	1212-0381	12/04	131.0	131.4	132.2	1.8	0.6
Other wood household furniture.....	1212-04		210.0	213.2	211.8	1.0	-0.7
Other wood household furniture.....	1212-0481	12/04	149.4	151.7	150.7	1.1	-0.7
Nonupholstered wood infants' & children's furniture.....	1212-04811	12/07	137.3	137.5	134.8	-1.2	-2.0
Custom nonupholstered wood household furniture sold direct, excl. kitchen cabinets and vanities.....	1212-05	06/12	100.7	103.6	102.6	-1.5	-1.0
Custom nonupholstered wood household furniture sold direct, excl. kitchen cabinets and vanities.....	1212-0581	06/12	100.7	103.6	102.6	-1.5	-1.0
Upholstered household furniture.....	1213		202.1	202.5	202.5	1.0	0.0
Upholstered household furniture.....	1213-01		202.1	202.5	202.5	1.0	0.0
Dual purpose sleep furniture, incl. convertible sofa.....	1213-0123	06/83	166.6	168.9	168.9	0.8	0.0
Upholstered household furniture.....	1213-0141	06/05	128.7	128.8	128.8	1.0	0.0
Upholstered household davenports, sofas, loveseats, and settees.....	1213-01411	12/11	109.9	110.1	110.0	0.7	-0.1
Upholstered household sectional sofa pieces.....	1213-01412	12/11	112.8	112.9	112.9	0.4	0.0
Other upholstered household furniture, including custom.....	1213-01415	12/11	117.1	116.9	117.4	5.8	0.4
Bedding.....	1214		199.4	199.4	200.4	1.4	0.5
Bedding.....	1214-01		199.4	199.4	200.4	1.4	0.5
Innerspring mattresses, excl. crib size.....	1214-0104	12/95	167.4	167.4	169.8	1.3	1.4
Mattress foundations.....	1214-0107	12/11	117.1	117.4	117.5	0.3	0.1
Mattresses, other types, including crib, foam, waterbed mattresses and mattress inserts.....	1214-0114	06/83	213.3	213.0	213.1	0.0	0.0
Sleep system ensembles and mattresses, except conventional waterbeds.....	1214-0122	12/95	162.7	162.7	162.7	0.0	0.0
Mattress and foundation sets.....	1214-0134	12/03	132.5	132.5	132.5	2.8	0.0
Metal porch, lawn, outdoor & casual furniture.....	1215		281.7	284.6	284.6	3.0	0.0
Porch and lawn furniture.....	1215-01		281.7	284.6	284.6	3.0	0.0
Metal porch, lawn, outdoor & casual furniture.....	1215-0112	06/84	280.2	283.1	283.1	3.0	0.0
Nonupholstered household furniture, except wood and metal.....	1216	12/85	144.7	143.0	143.2	-1.1	0.1
Nonupholstered household furniture, except wood and metal.....	1216-01	12/85	144.7	143.0	143.2	-1.1	0.1
Nonupholstered household furniture, except wood and metal.....	1216-0101	12/85	144.7	143.0	143.2	-1.1	0.1
Commercial furniture.....	122		235.0	236.6	236.5	2.2	0.0
Wood office furniture and store fixtures.....	1221		234.1	235.1	236.6	3.2	0.6
Wood office furniture and store fixtures.....	1221-01		234.1	235.1	236.6	3.2	0.6
Wood office seating, including upholstered.....	1221-0112	06/85	211.5	212.6	215.1	4.2	1.2
Wood office desks and extensions.....	1221-0113	06/85	239.8	239.8	241.1	2.6	0.5
Wood office files, storage units, and tables.....	1221-0114	06/85	252.1	252.1	253.3	1.5	0.5
Wood office furniture, other types (incl. panel/desk systems).....	1221-0116	06/85	212.5	212.5	213.3	1.9	0.4
Fixtures for stores, banks and offices.....	1221-0161	12/83	227.8	228.9	230.4	3.4	0.7
Custom architectural woodwork, millwork, and fixtures.....	1221-01611	06/08	115.9	115.9	117.4	3.9	1.3
Wood lockers, partitions, and shelving (except custom).....	1221-01612	06/08	112.5	112.3	112.5	2.4	0.2

See footnotes at end of table.

Table 9. Producer price indexes and percent changes for commodity and service groupings and individual items, not seasonally adjusted — Continued
 [1982=100 unless otherwise indicated]

Commodity	Commodity code	Other index base	Index			Percent change to Jan. 2020 from:	
			Sept. 2019 ¹	Dec. 2019 ¹	Jan. 2020 ¹	Jan. 2019	Dec. 2019
Wood bank, office, store, and related fixtures (except custom).....	1221-01613	06/08	96.0	97.5	96.6	0.6	-0.9
Wood furniture dimensions and nonwood furniture parts and frames.....	1221-01615	12/11	129.8	135.5	131.7	6.7	-2.8
Nonwood furniture and store fixtures.....	1222		229.1	231.5	228.8	0.3	-1.2
Nonwood commercial storage units, files, and tables.....	1222-02		243.0	246.1	237.3	-1.4	-3.6
Nonwood commercial storage units, files, and tables.....	1222-0202	06/95	174.6	176.7	170.4	-1.4	-3.6
Nonwood commercial furniture.....	1222-03		235.8	235.8	234.3	2.8	-0.6
Nonwood office seating.....	1222-0325		210.5	210.6	206.5	-2.2	-1.9
Nonwood office furniture panel systems, and other nonwood office furniture.....	1222-0326	06/95	159.5	159.5	159.5	6.1	0.0
Nonwood partitions and fixtures.....	1222-04	12/83	204.2	208.6	207.5	-1.8	-0.5
Storage racks and accessories, except wood.....	1222-0407	12/83	189.8	190.9	191.2	-4.4	0.2
Fixtures (bank, office, and store) except wood.....	1222-0409	12/83	205.6	209.7	212.9	1.3	1.5
Public building furniture.....	1223	12/84	230.8	230.9	235.2	4.3	1.9
Public building furniture.....	1223-01	12/84	230.8	230.9	235.2	4.3	1.9
School furniture (except stone and concrete), excluding library furniture.....	1223-0101	12/84	259.2	259.2	271.6	-	4.8
Public building and related furniture, excluding school & restaurant furniture.....	1223-0102	12/84	229.8	230.0	230.3	3.0	0.1
Commercial furniture and fixtures, n.e.c.....	1224	12/85	208.1	209.1	211.2	6.1	1.0
Commercial furniture and fixtures, n.e.c.....	1224-01	12/85	208.1	209.1	211.2	6.1	1.0
Bar, bowling center, cafeteria, and restaurant furniture.....	1224-0104	12/10	-	120.7	122.9	-	1.8
Other commercial and institutional furniture and fixtures, n.e.c.....	1224-0108	12/10	124.0	124.8	125.5	4.7	0.6
Floor coverings.....	123		197.4	197.5	197.2	-0.7	-0.2
Carpets and rugs.....	1231		191.8	191.9	191.6	-0.9	-0.2
Carpet and rugs.....	1231-01		194.8	194.9	194.5	-0.9	-0.2
Carpet and rugs.....	1231-0101		194.8	194.9	194.5	-0.9	-0.2
Resilient floor coverings.....	1232		243.2	243.2	243.2	0.6	0.0
Household appliances.....	124		124.4	123.7	122.2	-0.4	-1.2
Major appliances.....	1241		119.7	118.9	117.4	-0.8	-1.3
Household cooking appliances.....	1241-01		118.1	118.4	115.0	0.5	-2.9
Electric household ranges, ovens (including microwave), surface cooking units, and equipment.....	1241-0105	12/02	111.3	112.8	106.6	0.3	-5.5
Gas household ranges, ovens, surface cooking units and equipment.....	1241-0139	12/02	122.9	121.2	121.8	0.9	0.5
Other household ranges and cooking equipment, including outdoor equipment.....	1241-0169	12/02	147.1	145.5	146.5	0.8	0.7
Household refrigeration equipment.....	1241-03		106.0	103.5	102.9	-1.5	-0.6
Household refrigerators, including refrigerator-freezer combinations.....	1241-0329	12/02	113.0	110.3	109.6	-1.5	-0.6
Other major household appliances including room air-conditioners.....	1241-04		146.9	148.3	143.3	-2.6	-3.4
Electric housewares and fans.....	1244		124.9	125.0	124.8	1.5	-0.2
Small electric household appliances, except fans and wall and baseboard heating units.....	1244-01		100.9	101.0	100.5	0.2	-0.5
Small electric household appliances, except fans and wall and baseboard heating units.....	1244-0178	06/99	95.8	95.9	95.4	0.2	-0.5
Parts and attachments for small household electric appliances.....	1244-03	12/82	162.3	162.3	162.3	3.1	0.0
Parts and attachments for small household electric appliances.....	1244-0311	12/82	162.3	162.3	162.3	3.1	0.0
Portable residential lighting fixtures, including parts and accessories.....	1245		225.8	225.8	225.8	7.8	0.0
Portable residential lighting fixtures, including parts and accessories.....	1245-01		225.8	225.8	225.8	7.8	0.0
Portable residential lighting fixtures, including parts and accessories.....	1245-0135	06/98	152.2	152.2	152.2	7.8	0.0
Home electronic equipment.....	125		52.5	52.6	52.9	2.7	0.6
Speakers and commercial sound equipment.....	1257	12/03	112.4	112.5	113.6	3.3	1.0
Speakers and commercial sound equipment.....	1257-07	12/03	112.4	112.5	113.6	3.3	1.0
Speakers and commercial sound equipment.....	1257-0708	12/03	112.4	112.5	113.6	3.3	1.0
Other home electronic equipment.....	1258	06/04	100.2	100.2	100.5	2.1	0.3
Other consumer audio and video equipment, including television receivers.....	1258-03	01/17	104.1	104.1	104.1	2.0	0.0
Other consumer audio and video equipment, excluding television receivers.....	1258-0301	06/04	92.4	92.4	92.4	2.2	0.0
Other household durable goods.....	126		198.5	199.2	199.9	1.1	0.4
Vitreous china, fine earthenware, and other pottery products.....	1261		269.1	269.1	270.4	1.6	0.5
Vitreous china, porcelain, and earthenware table and kitchenware and other pottery products.....	1261-01		269.1	269.0	270.3	1.6	0.5
Vitreous china, porcelain, and earthenware (semivitreous) table and kitchenware.....	1261-0104	06/08	121.7	121.6	123.0	2.4	1.2
All other pottery products (including china decorated for the trade).....	1261-0105	06/08	130.5	130.5	130.5	0.9	0.0
Mirrors (decorated and undecorated).....	1265		191.2	191.2	191.3	0.1	0.1
Mirrors (decorated and undecorated), made from purchased glass.....	1265-01		191.2	191.2	191.3	0.1	0.1
Mirrors (decorated and undecorated), made from purchased glass.....	1265-0104	12/04	123.2	123.2	123.3	0.1	0.1
Lawn/garden equipment.....	1266		149.3	150.7	150.9	1.0	0.1
Parts and attachments for consumer lawn, garden, and snow equipment.....	1266-05	12/82	177.8	178.7	176.2	-0.6	-1.4
Parts and attachments for consumer lawn, garden, and snow equipment.....	1266-0503	06/03	120.2	120.7	119.1	-0.6	-1.3

See footnotes at end of table.

Table 9. Producer price indexes and percent changes for commodity and service groupings and individual items, not seasonally adjusted — Continued
 [1982=100 unless otherwise indicated]

Commodity	Commodity code	Other index base	Index			Percent change to Jan. 2020 from:	
			Sept. 2019 ¹	Dec. 2019 ¹	Jan. 2020 ¹	Jan. 2019	Dec. 2019
Consumer lawn, garden, and snow equipment.....	1266-07	05/18	101.6	102.6	103.1	1.5	0.5
Consumer lawn, garden, and snow equipment.....	1266-0701	05/18	101.6	102.6	103.1	1.5	0.5
Consumer riding lawn, garden, and snow equipment.....	1266-07011	06/03	107.6	107.6	108.6	0.1	0.9
Consumer nonriding lawn, garden, and snow equipment.....	1266-07012	06/03	112.9	114.6	115.0	2.2	0.3
Cutlery, flatware (except precious), razors and razor blades.....	1267		238.3	238.0	238.1	-0.3	0.0
Cutlery, flatware (except precious), razors and razor blades.....	1267-01		238.3	238.0	238.1	-0.3	0.0
Cutlery, scissors, shears, trimmers, and snips.....	1267-0141	12/83	213.8	212.2	212.6	-1.4	0.2
Metal kitchen utensil, pots, and pans.....	1268		254.6	255.6	255.6	0.2	0.0
Metal kitchen utensil, pots, and pans.....	1268-01		254.6	255.6	255.6	0.2	0.0
Stamped and spun kitchen utensils, aluminum.....	1268-0101		231.5	231.5	231.5	0.2	0.0
Stamped and spun kitchen utensils, except aluminum.....	1268-0102	06/84	248.8	250.9	250.9	0.1	0.0
Window shades, blinds, and accessories.....	1269	06/84	197.4	196.2	199.7	4.9	1.8
Window shades, blinds, and accessories.....	1269-01	06/84	197.4	196.2	199.7	4.9	1.8
Window shades and window shade accessories and rollers.....	1269-0101	06/84	232.3	232.3	239.1	9.2	2.9
Nonmetallic mineral products.....	13		254.1	253.2	257.4	2.2	1.7
Glass.....	131		150.0	149.5	149.8	0.7	0.2
Flat glass.....	1311		138.0	137.4	137.7	0.4	0.2
Flat glass (float, sheet, and plate process).....	1311-05		107.7	107.5	106.6	-0.6	-0.8
Flat glass (float, sheet, and plate process).....	1311-0511	06/83	103.8	103.7	102.7	-0.6	-1.0
Specialty glass.....	1311-07		168.2	167.3	168.2	0.5	0.5
Specialty glass.....	1311-0703	06/11	122.6	122.0	122.7	0.6	0.6
Other finished glassware.....	1313	06/83	171.7	171.7	172.2	2.0	0.3
Pressed and blown glassware.....	1313-01	06/83	174.5	174.4	175.0	2.0	0.3
Machine-made pressed & blown table, kitchen, art, & novelty glassware.....	1313-0116	12/11	130.1	131.4	131.4	4.1	0.0
All other machine-made pressed and blown glassware.....	1313-0117	12/11	110.4	109.3	110.0	0.4	0.6
Handmade pressed and blown glassware.....	1313-0118	12/11	113.7	-	113.7	0.0	-
Concrete ingredients and related products.....	132		310.8	311.0	317.9	3.9	2.2
Construction sand, gravel, and crushed stone.....	1321		350.6	351.2	361.7	4.9	3.0
Construction sand, gravel and crushed stone.....	1321-01		350.6	351.2	361.7	4.9	3.0
Construction sand and gravel (run of pit/bank, washed, screened, etc.).....	1321-0120	12/11	139.5	139.7	141.4	5.0	1.2
Construction sand and gravel, Northeast.....	1321-01201	12/12	125.4	125.4	125.7	-0.2	0.2
Construction sand and gravel, Midwest.....	1321-01202	12/12	141.0	141.2	145.1	6.1	2.8
Construction sand and gravel, West.....	1321-01204	12/12	138.1	138.4	139.2	3.3	0.6
Crushed and broken stone.....	1321-0121		336.3	336.9	349.8	4.9	3.8
Crushed and broken limestone.....	1321-01212	12/11	129.7	129.8	134.9	5.1	3.9
Crushed and broken granite.....	1321-01213	12/11	128.5	129.1	132.7	4.1	2.8
Bituminous limestone, sandstone, & other crushed & broken stone.....	1321-01219	12/11	115.4	115.9	121.2	4.7	4.6
Cement, hydraulic.....	1322		258.6	258.2	258.0	0.8	-0.1
Cement, hydraulic.....	1322-01		258.6	258.2	258.0	0.8	-0.1
Cement, hydraulic.....	1322-0161	06/89	253.1	252.7	252.5	0.8	-0.1
Concrete products.....	133		274.3	272.6	275.6	3.3	1.1
Concrete block and brick.....	1331		271.9	272.0	272.2	2.6	0.1
Structural concrete block.....	1331-11		280.0	279.6	279.9	2.9	0.1
Structural concrete block.....	1331-1135	12/87	228.5	228.2	228.4	2.9	0.1
Structural concrete block, lightweight units (weighing less than 105 lb/cubic ft.) (dry weight).....	1331-11351	12/11	125.8	125.9	125.8	2.9	-0.1
Structural concrete block, mediumweight units (weighing 105 - 124 lb/cubic ft.) (dry weight).....	1331-11352	12/11	124.6	124.0	124.6	4.5	0.5
Structural concrete block, normalweight units (weighing 125 lb or more/cubic ft.) (dry weight).....	1331-11353	12/11	115.2	114.8	115.1	2.3	0.3
Decorative concrete block.....	1331-21		245.4	246.5	246.8	3.0	0.1
Decorative concrete block (including screen, split, slump, shadowal block, etc.).....	1331-2101		245.4	246.5	246.8	3.0	0.1
Concrete brick.....	1331-31		248.2	247.6	247.6	0.9	0.0
Concrete brick.....	1331-3101		248.2	247.6	247.6	0.9	0.0
Concrete pavers.....	1331-41		228.2	228.2	228.2	2.2	0.0
Concrete pavers (including grid, interlocking, etc.).....	1331-4101		228.2	228.2	228.2	2.2	0.0
Concrete pipe.....	1332		239.2	239.2	241.4	4.2	0.9
Concrete pipe.....	1332-01		239.2	239.2	241.4	4.2	0.9
Concrete pipe.....	1332-0108	12/86	208.9	208.9	210.8	4.3	0.9
Concrete culvert pipe.....	1332-01081	12/11	114.9	-	-	-	-
Concrete storm sewer pipe.....	1332-01082	12/11	144.6	145.8	148.9	5.6	2.1
Concrete pipe, except concrete culvert and storm sewer pipe.....	1332-01083	12/11	117.7	117.7	118.8	4.6	0.9
Ready-mix concrete.....	1333		281.3	277.8	281.7	3.4	1.4
Ready-mix concrete.....	1333-01		281.3	277.8	281.7	3.4	1.4

See footnotes at end of table.

Table 9. Producer price indexes and percent changes for commodity and service groupings and individual items, not seasonally adjusted — Continued
 [1982=100 unless otherwise indicated]

Commodity	Commodity code	Other index base	Index			Percent change to Jan. 2020 from:	
			Sept. 2019 ¹	Dec. 2019 ¹	Jan. 2020 ¹	Jan. 2019	Dec. 2019
Ready-mix concrete.....	1333-0101		281.3	277.8	281.7	3.4	1.4
Northeast region ready-mix concrete.....	1333-0101A	12/12	130.0	131.8	130.0	3.6	-1.4
Midwest region ready-mix concrete.....	1333-0101B	12/12	124.9	126.0	129.8	7.3	3.0
South region ready-mix concrete.....	1333-0101C	12/12	130.7	125.9	128.1	0.7	1.7
West region ready-mix concrete.....	1333-0101D	12/12	128.4	128.7	129.1	4.5	0.3
Precast concrete products.....	1334		278.6	280.7	283.0	3.1	0.8
Precast concrete products.....	1334-01		278.6	280.7	283.0	3.1	0.8
Precast concrete products.....	1334-0106	12/86	245.8	247.6	249.7	3.1	0.8
Precast concrete slabs and tile, roof and floor units.....	1334-01061	12/11	129.0	129.0	129.0	1.1	0.0
Precast concrete architectural wall panels.....	1334-01062	12/11	130.1	131.4	133.0	3.3	1.2
Burial vaults and boxes, precast concrete.....	1334-01063	12/11	121.2	121.2	124.5	2.7	2.7
Precast concrete products (excl burial vaults and boxes, slabs and tile, and arch. wall panels).....	1334-01064	12/11	125.5	126.8	127.6	3.7	0.6
Prestressed concrete products.....	1335		235.6	236.5	237.7	2.8	0.5
Prestressed concrete products.....	1335-01		235.6	236.5	237.7	2.8	0.5
Prestressed concrete products.....	1335-0107	12/86	240.4	241.3	242.5	2.8	0.5
Prestressed concrete bridge beams and solid and hollow cored slabs and panels.....	1335-01071	12/07	143.8	144.8	146.2	4.2	1.0
Prestressed concrete bridge beams.....	1335-010711	12/07	104.0	104.5	106.5	4.1	1.9
Prestressed concrete solid and hollow cored slabs and panels.....	1335-010712	12/07	197.7	199.3	199.3	4.2	0.0
Prestressed concrete products (excl bridge beams and solid and hollow cored slabs and panels).....	1335-01072	12/07	102.3	102.4	102.4	1.3	0.0
Clay construction products ex. refractories.....	134		190.3	190.4	192.0	1.9	0.8
Brick and structural clay tile.....	1342	12/84	201.9	202.1	202.7	1.5	0.3
Building or common brick.....	1342-01	12/84	199.6	199.8	200.4	1.6	0.3
Building or common brick.....	1342-0101	12/84	199.6	199.8	200.4	1.6	0.3
Glazed brick and other brick (paving, floor, and sewer).....	1342-02	12/84	230.0	230.0	232.0	0.7	0.9
Glazed brick and other brick (paving, floor, and sewer).....	1342-0201	12/84	230.0	230.0	232.0	0.7	0.9
Clay floor and wall tile, glazed and unglazed.....	1344		120.6	120.6	122.4	2.2	1.5
Clay floor and wall tile, glazed and unglazed (including quarry tile and ceramic mosaic tile).....	1344-01		120.6	120.6	122.4	2.2	1.5
Clay floor and wall tile, glazed and unglazed (including quarry tile and ceramic mosaic tile).....	1344-0131		120.6	120.6	122.4	2.2	1.5
Structural clay products, n.e.c.....	1345		280.5	282.4	282.4	1.9	0.0
Structural clay products, n.e.c.....	1345-01		280.5	282.4	282.4	1.9	0.0
All other structural clay products, excluding clay refractories.....	1345-0199	12/85	244.9	244.9	244.9	1.5	0.0
Refractories.....	135		279.2	281.5	283.0	2.4	0.5
Clay refractories.....	1352		312.9	312.4	313.8	1.9	0.4
Clay refractories.....	1352-01		312.9	312.4	313.8	1.9	0.4
Clay refractories.....	1352-0181	12/04	175.8	175.5	176.2	1.9	0.4
Nonclay refractories.....	1353		250.6	254.4	255.9	2.8	0.6
Nonclay refractories (excluding dead-burned magnesia).....	1353-01		250.6	254.4	255.9	2.8	0.6
Nonclay refractories (excluding dead-burned magnesia).....	1353-0112	12/04	164.4	166.9	167.9	2.8	0.6
Asphalt felts and coatings.....	136		243.4	246.8	247.7	0.4	0.4
Prepared asphalt and tar roofing and siding products.....	1361		243.0	247.0	248.0	0.9	0.4
Prepared asphalt and tar roofing and siding products.....	1361-01		243.0	247.0	248.0	0.9	0.4
Prepared asphalt and tar roofing and siding products.....	1361-0131	12/03	221.0	224.6	225.5	0.8	0.4
Roofing asphalts, pitches, coatings, and cement.....	1362		223.7	223.7	223.7	-2.6	0.0
Roofing asphalts, pitches, coatings, and cement.....	1362-01		223.7	223.7	223.7	-2.6	0.0
Roofing asphalts, pitches, coatings, and cement.....	1362-0121	06/84	211.9	211.9	211.9	-2.6	0.0
Gypsum products.....	137		317.3	318.2	327.4	-0.7	2.9
Gypsum products.....	1371		317.3	318.2	327.4	-0.7	2.9
Gypsum products.....	1371-01		317.3	318.2	327.4	-0.7	2.9
Gypsum building materials.....	1371-0102	12/93	235.8	235.3	243.2	-2.1	3.4
Other gypsum products.....	1371-0116	12/99	198.9	204.0	205.8	6.7	0.9
Glass containers.....	138		208.7	208.7	213.7	3.1	2.4
Glass containers.....	1381		208.7	208.7	213.7	3.1	2.4
Glass containers (including value of packaging).....	1381-01		208.7	208.7	213.7	3.1	2.4
Glass containers (including value of packaging).....	1381-0104	06/95	159.7	159.7	163.4	3.1	2.3
Other nonmetallic minerals.....	139		255.2	252.7	259.4	1.2	2.7
Insulation materials.....	1392		193.1	194.0	193.3	0.7	-0.4
Mineral wool for thermal and acoustical envelope insulation.....	1392-01		183.5	183.7	184.2	0.9	0.3
Mineral wool for thermal and acoustical envelope insulation.....	1392-0105	06/07	139.9	140.0	140.3	0.9	0.2

See footnotes at end of table.

Table 9. Producer price indexes and percent changes for commodity and service groupings and individual items, not seasonally adjusted — Continued
 [1982=100 unless otherwise indicated]

Commodity	Commodity code	Other index base	Index			Percent change to Jan. 2020 from:	
			Sept. 2019 ¹	Dec. 2019 ¹	Jan. 2020 ¹	Jan. 2019	Dec. 2019
Mineral wool for industrial, equipment, and appliance insulation.....	1392-02		181.8	184.4	181.3	0.3	-1.7
Mineral wool for industrial, equipment, and appliance insulation.....	1392-0201		181.8	184.4	181.3	0.3	-1.7
Paving mixtures and blocks.....	1394		322.4	313.2	335.5	1.1	7.1
Paving mixtures and blocks.....	1394-01		322.4	313.2	335.5	1.1	7.1
Paving mixtures and blocks.....	1394-0113	12/03	227.4	220.9	236.7	1.2	7.2
Emulsified asphalt, including liquid additives.....	1394-0113A	12/09	119.2	113.8	112.5	-4.0	-1.1
Other liquid asphalt and tar paving materials, including cut-backs.....	1394-0113B	12/09	130.1	127.3	122.4	-6.0	-3.8
Asphalt and tar paving mixtures (excluding liquid).....	1394-0113C	12/09	121.8	118.7	134.6	4.5	13.4
Cut stone and stone products.....	1395	12/84	175.9	175.4	177.6	2.7	1.3
Cut stone and stone products.....	1395-01	12/84	175.9	175.4	177.6	2.7	1.3
Dressed dimension granite (including gneiss, syenite, diorite, and cut granite) ..	1395-0111	12/84	168.1	167.9	171.1	2.5	1.9
Dressed dimension limestone (including dolomite, travertine, calcareous, tufa, & cut limestone).....	1395-0121	12/84	176.2	176.2	176.2	0.0	0.0
Dressed dimension marble and other stone.....	1395-0151	12/04	123.0	121.6	121.6	4.6	0.0
Gaskets, packing, and sealing devices.....	1398	12/85	200.9	200.9	203.2	1.4	1.1
Gaskets and gasketing material.....	1398-01	12/85	225.8	225.9	226.0	0.2	0.0
Nonmetallic gaskets and gasketing.....	1398-0111	12/90	185.1	185.3	185.3	0.4	0.0
Metallic gaskets and machined seals.....	1398-0112	12/90	194.8	194.8	195.1	0.1	0.2
Packing and sealing.....	1398-02	12/85	182.4	182.3	186.5	2.7	2.3
Compression packing.....	1398-0211	12/90	195.6	195.6	198.2	1.3	1.3
Molded packing and sealing devices.....	1398-0212	12/90	163.4	163.2	164.8	1.5	1.0
Rotary oil seals.....	1398-0214	12/90	138.7	138.7	141.1	2.5	1.7
Axial mechanical face seals and parts.....	1398-0215	05/16	112.7	-	119.3	5.9	-
Nonmetallic minerals and products, n.e.c.....	1399	06/82	251.6	250.5	252.4	1.0	0.8
Industrial sand.....	1399-01	06/82	288.2	279.0	299.1	-1.4	7.2
Hydraulic fracturing sand and all other industrial sand.....	1399-0121	06/82	195.7	183.4	203.7	-6.0	11.1
Hydraulic fracturing sand.....	1399-01211	12/12	66.7	60.9	70.0	-9.7	14.9
All other industrial sand.....	1399-01212	12/12	140.7	140.7	143.3	5.3	1.8
Clay and stone mining and quarrying.....	1399-02	06/84	262.1	262.3	262.9	2.2	0.2
Ground or treated minerals and earths.....	1399-0209	06/85	262.5	262.7	262.9	2.7	0.1
Treated lightweight aggregate and crushed slag, minerals and earths.....	1399-02094	12/14	134.4	134.4	134.4	12.4	0.0
Other minerals and earths, treated.....	1399-02096	12/14	91.9	92.0	91.9	-0.6	-0.1
Dimension stone mining and quarrying.....	1399-0211	06/85	236.8	-	-	-	-
Clay, excluding kaolin and ball clay.....	1399-0214	06/90	193.6	194.7	195.5	1.0	0.4
Bentonite.....	1399-0214C	12/07	125.6	126.7	128.1	4.1	1.1
All other nonmetallic minerals, including talc and gypsum.....	1399-0299	06/85	295.3	294.2	296.3	1.8	0.7
All other miscellaneous nonmetallic mineral products.....	1399-03	12/85	195.9	195.8	193.7	0.3	-1.1
Other nonmetallic mineral products.....	1399-0313	12/11	104.4	104.2	100.2	-3.7	-3.8
Transportation equipment.....	14		182.3	183.7	183.3	0.2	-0.2
Motor vehicles and equipment.....	141		151.0	152.6	152.0	-0.3	-0.4
Motor vehicles.....	1411		155.7	158.8	157.5	-0.7	-0.8
Passenger cars and chassis.....	1411-01		134.2	135.5	134.0	-0.9	-1.1
Passenger cars.....	1411-0131	06/82	134.0	135.2	133.7	-0.9	-1.1
Motorcycles, including three-wheel motorbikes, motorscooters, mopeds, and parts.....	1411-04		192.8	192.8	192.8	0.1	0.0
Motorcycles, including three-wheel motorbikes, motorscooters, mopeds, and parts.....	1411-0401		207.6	207.6	207.6	0.0	0.0
Trucks, truck tractors, & bus chassis 14,000 lb or less, incl. minivans & suvs.....	1411-05		174.4	180.3	178.8	-0.7	-0.8
Trucks, truck tractors, & bus chassis 14,000 lb or less, incl. minivans & suvs.....	1411-0571	12/82	167.8	173.5	172.1	-0.7	-0.8
Trucks, over 14,000 lbs GVW.....	1411-06		232.8	232.8	232.8	0.4	0.0
Trucks, over 14,000 lbs GVW.....	1411-0684	12/05	140.6	140.6	140.5	0.4	-0.1
Truck, truck tractors, and buses chassis (chassis of own manufacturer) 33,001 lbs or more.....	1411-06842	06/11	118.4	-	-	-	-
Buses, including military and firefighting vehicles (chassis of own manufacture).....	1411-06843	06/11	121.4	-	121.4	-	-
Motor vehicles parts.....	1412		127.0	126.8	126.9	-0.2	0.1
Motor vehicles parts.....	1412-05	12/03	113.8	113.6	113.7	-0.3	0.1
Gasoline engines and engine parts, excl. carburetors, pistons, and valves.....	1412-0501	12/03	123.3	122.1	122.2	-0.4	0.1
Motor vehicle steering and suspension parts.....	1412-0502	12/03	104.1	103.8	103.9	-1.0	0.1
Motor vehicle transmission and power train.....	1412-0503	12/03	111.6	112.0	111.8	-0.4	-0.2
Motor vehicle drive train components, except wheels and brakes, new.....	1412-05031	12/11	103.3	103.7	103.4	-0.4	-0.3
Motor vehicle transmissions except auxiliary and parts, new.....	1412-050310	06/12	102.5	103.3	103.7	0.8	0.4
Parts for manual and automatic transmissions, new.....	1412-050313	12/11	103.4	103.3	102.6	-1.4	-0.7
Other motor vehicle drive train components, except wheels and brakes, new.....	1412-050315	12/11	99.1	99.2	98.6	-1.6	-0.6
Motor vehicle drive train components, rebuilt.....	1412-05033	12/11	113.6	113.3	113.9	0.3	0.5
Motor vehicle brake systems.....	1412-0504	12/03	114.3	113.1	112.8	-1.9	-0.3
Motor vehicle brake parts and assemblies, new.....	1412-05041	12/11	104.0	103.0	102.7	-2.0	-0.3

See footnotes at end of table.

Table 9. Producer price indexes and percent changes for commodity and service groupings and individual items, not seasonally adjusted — Continued
 [1982=100 unless otherwise indicated]

Commodity	Commodity code	Other index base	Index			Percent change to Jan. 2020 from:	
			Sept. 2019 ¹	Dec. 2019 ¹	Jan. 2020 ¹	Jan. 2019	Dec. 2019
Motor vehicle drum brake assemblies and parts, new.....	1412-05041A	12/11	—	115.9	115.6	—	-0.3
Other motor vehicle brake parts and assemblies, new.....	1412-05041B	12/11	95.6	95.7	96.0	-0.1	0.3
Motor vehicle disc brake assemblies and parts, new.....	1412-05041C	12/11	107.3	104.8	103.7	-4.2	-1.0
Filters for internal combustion engines and motor vehicles.....	1412-0505	12/03	128.6	128.6	130.4	3.4	1.4
Exhaust systems.....	1412-0506	12/03	126.4	126.2	126.1	0.4	-0.1
Motor vehicle wheels.....	1412-0507	12/03	130.9	129.1	129.8	-3.6	0.5
Other motor vehicle parts.....	1412-0508	12/03	107.7	107.4	107.8	-0.2	0.4
Vehicle seating and interior trim.....	1412-0511	06/04	103.9	104.0	104.3	0.0	0.3
Automobile trimmings.....	1412-05111	06/09	90.5	90.4	90.6	-0.5	0.2
Seats for public conveyance and aircraft.....	1412-05113	06/09	103.6	103.9	104.2	0.6	0.3
Metal motor vehicle seat frames.....	1412-05115	06/09	98.0	97.8	98.0	-0.3	0.2
Motor vehicle air conditioning systems and compressors.....	1412-0512	12/11	100.2	100.3	100.1	-0.7	-0.2
Carburetors, pistons, piston rings, and valves.....	1412-0513		185.5	185.7	185.4	-0.2	-0.2
Motor vehicle electrical and electronic equipment.....	1412-0514		125.5	125.8	125.7	0.7	-0.1
Vehicular lighting equipment.....	1412-05141		143.7	143.3	143.3	-0.7	0.0
Other motor vehicle electrical and electronic equipment.....	1412-05142		125.9	126.3	126.2	1.0	-0.1
Ignition wiring harness and cable sets.....	1412-051421	12/82	128.5	128.5	128.5	0.1	0.0
Battery charging alternators, generators, and regulators.....	1412-051422	06/00	100.2	101.6	101.6	-0.5	0.0
Parts for electrical and electronic engine equipment.....	1412-051424	06/00	93.2	93.1	93.2	4.5	0.1
All other miscellaneous non-engine electrical and electronic equipment.....	1412-051425	12/03	104.0	104.2	104.0	1.1	-0.2
All other miscellaneous complete engine electrical equipment, including spark plugs.....	1412-051426	06/00	96.1	97.1	96.3	1.7	-0.8
Truck and bus bodies.....	1413	12/82	259.5	260.0	260.4	2.6	0.2
Truck and bus bodies sold separately.....	1413-01	12/82	260.0	260.1	258.0	1.9	-0.8
Van bodies, sold separately.....	1413-0141	12/08	133.4	133.4	128.4	5.7	-3.7
Van bodies, separate cab, sold separately.....	1413-01412	09/15	131.7	—	124.2	4.5	—
Other truck and vehicle bodies, sold separately.....	1413-015	12/08	116.9	117.3	117.5	0.6	0.2
Dump truck bodies, sold separately.....	1413-0151	12/08	121.3	121.2	121.8	-0.3	0.5
All other truck and vehicle bodies, sold separately.....	1413-0152	12/08	116.0	116.5	116.6	0.3	0.1
Service truck bodies, sold separately.....	1413-0153	09/15	108.3	108.3	108.8	2.6	0.5
Complete vehicles on purchased chassis.....	1413-02	12/82	258.3	259.3	262.2	3.4	1.1
Buses and firefighting vehicles, complete, produced on purchased chassis.....	1413-027	12/08	121.3	121.8	122.5	1.2	0.6
Buses and firefighting vehicles, complete, produced on purchased chassis.....	1413-0275	12/08	121.3	121.8	122.5	1.2	0.6
Other trucks and vehicles, complete, produced on purchased chassis.....	1413-029	12/08	121.0	121.5	123.0	3.9	1.2
Other trucks and vehicles, complete, produced on purchased chassis, except upfitting trucks.....	1413-0294	09/15	108.1	108.6	110.2	4.6	1.5
Upfitting trucks, complete, produced on purchased chassis.....	1413-0299	09/15	111.1	111.1	111.4	1.3	0.3
Truck trailers.....	1414		227.0	227.0	226.4	1.7	-0.3
Truck trailers.....	1414-06	12/86	220.1	220.1	219.4	1.7	-0.3
Truck trailers and chassis, axle rating 10,000 lb or more.....	1414-0602	12/86	218.5	218.5	217.8	1.9	-0.3
Motor homes, built on purchased chassis.....	1415	06/84	193.4	194.1	194.1	1.5	0.0
Motor homes, built on purchased chassis.....	1415-01	06/84	193.4	194.1	194.1	1.5	0.0
Motor homes, built on purchased chassis.....	1415-0101	06/84	193.4	194.1	194.1	1.5	0.0
Travel trailers and campers.....	1416	06/84	217.3	218.0	219.8	3.0	0.8
Travel trailers.....	1416-01	06/84	203.1	203.8	205.7	3.1	0.9
Travel trailers.....	1416-0101	06/84	203.1	203.8	205.7	3.1	0.9
Conventional travel trailers.....	1416-01016	12/11	118.3	118.8	120.6	5.1	1.5
Camping trailers, campers, pick-up covers, and parts.....	1416-02	06/84	266.8	267.4	268.5	2.5	0.4
Camping trailers, campers, pick-up covers, and parts.....	1416-0201	06/84	266.8	267.4	268.5	2.5	0.4
Other parts and components, excluding appliances and furnishings.....	1416-02013	12/11	154.1	154.1	154.1	2.0	0.0
Truck campers, caps, box covers, and fold-down camping trailers.....	1416-02014	06/14	117.2	117.9	119.2	3.4	1.1
Aircraft and aircraft equipment.....	142		277.5	278.3	279.0	1.2	0.3
Aircraft.....	1421		307.7	308.0	308.6	1.1	0.2
Civilian aircraft.....	1421-02	12/85	288.3	288.8	289.6	1.7	0.3
Civilian aircraft.....	1421-0206	12/03	156.1	156.4	156.8	1.7	0.3
Military aircraft.....	1421-04	06/13	101.9	101.9	101.9	0.0	0.0
Military aircraft.....	1421-0401	06/13	101.9	101.9	101.9	0.0	0.0
Aircraft engine and engine parts.....	1423	12/85	229.7	230.3	230.8	0.8	0.2
Aircraft engine and engine parts.....	1423-01	12/85	229.7	230.3	230.8	0.8	0.2
Aircraft engine and engine parts.....	1423-0101	12/85	229.7	230.3	230.8	0.8	0.2
Civilian aircraft engines.....	1423-01013	12/11	110.6	110.6	110.6	0.5	0.0
Aeronautical services on aircraft engines.....	1423-01015	12/11	117.6	117.6	118.9	1.1	1.1
Aircraft engine parts and accessories.....	1423-01017	12/11	110.5	111.1	111.2	0.9	0.1
Parts and accessories for military aircraft engines.....	1423-010175	12/11	117.2	118.1	117.3	0.4	-0.7
Parts and accessories for civilian aircraft engines.....	1423-010177	12/11	109.1	109.6	109.9	1.0	0.3
Other aircraft parts and equipment.....	1425	06/85	188.5	189.9	190.7	1.8	0.4
Other aircraft parts and equipment.....	1425-01	06/85	188.5	189.9	190.7	1.8	0.4

See footnotes at end of table.

Table 9. Producer price indexes and percent changes for commodity and service groupings and individual items, not seasonally adjusted — Continued
 [1982=100 unless otherwise indicated]

Commodity	Commodity code	Other index base	Index			Percent change to Jan. 2020 from:	
			Sept. 2019 ¹	Dec. 2019 ¹	Jan. 2020 ¹	Jan. 2019	Dec. 2019
Aircraft propellers and helicopter rotors.....	1425-0102	06/08	143.4	143.4	143.4	0.0	0.0
Aircraft parts and auxiliary equipment.....	1425-0103	06/08	113.5	114.5	115.1	2.2	0.5
Aircraft landing gear for civilian and military aircraft.....	1425-01032	06/08	148.0	152.7	155.1	4.3	1.6
Other aircraft subassemblies and parts for military aircraft.....	1425-01033	06/08	118.2	118.2	119.5	2.6	1.1
Other aircraft subassemblies and parts for civilian aircraft.....	1425-01034	06/08	104.5	105.0	105.6	1.1	0.6
Ships and boats.....	143		268.2	268.9	269.2	2.8	0.1
Ships.....	1431	12/85	229.6	229.8	230.3	2.4	0.2
Military self-propelled ships, new construction.....	1431-02	06/96	146.8	146.8	147.3	1.0	0.3
Military self-propelled ships, new construction.....	1431-0201	06/96	146.8	146.8	147.3	1.0	0.3
Nonmilitary self-propelled ships, new construction.....	1431-03	06/96	229.5	229.5	229.5	7.0	0.0
Nonmilitary self-propelled ships, new construction.....	1431-0301	12/85	350.2	350.2	350.2	7.0	0.0
Nonpropelled ships, new construction.....	1431-04	06/96	157.4	157.8	157.8	5.8	0.0
Nonpropelled ships, new construction.....	1431-0401	06/96	157.4	157.8	157.8	5.8	0.0
Boats.....	1432		279.7	281.7	281.5	3.8	-0.1
Outboard motorboats, including commercial and military (except sailboats and lifeboats).....	1432-01		309.3	309.8	308.3	3.6	-0.5
Outboard motorboats, wood or metal, incl. comm. and military (exc. sailboats and lifeboats).....	1432-0107	06/11	132.9	132.9	131.0	2.3	-1.4
Outboard motorboats, plastics/fiberglass, incl. comm. and mil. (exc. sailboats and lifeboats).....	1432-0108	06/11	131.6	132.0	132.5	4.7	0.4
Inboard motorboats, including commercial and military (except sailboats and lifeboats).....	1432-02		289.3	289.3	290.9	3.0	0.6
Inboard cabin cruisers, including commercial and military (except sailboats and lifeboats).....	1432-0206	12/03	148.7	148.7	149.8	2.6	0.7
Other inboard motorboats, including commercial and military (except sailboats and lifeboats).....	1432-0207	06/11	125.6	125.6	126.1	3.4	0.4
Inboard-outdrive boats, including commercial and military (except sailboats and lifeboats).....	1432-03		239.1	245.9	246.1	5.2	0.1
All other inboard-outdrive boats, incl. comm. and military (except sailboats and lifeboats).....	1432-0310	12/03	138.3	143.3	143.3	6.1	0.0
Railroad equipment.....	144		203.7	203.9	204.3	1.1	0.2
Railroad cars and car parts.....	1442		217.5	217.8	218.1	0.6	0.1
Railway maintenance of way equipment & parts, railcar parts, & other railway vehicles.....	1442-03		183.7	184.3	185.2	1.9	0.5
Air brake and other brake equipment.....	1442-0303	12/03	96.7	-	98.9	2.3	-
Railway maintenance of way & all other railroad and streetcar equipment, parts and accessories.....	1442-0304	12/03	137.8	138.3	138.7	1.8	0.3
Railroad cars.....	1442-04	12/01	-	-	166.9	0.0	-
Railroad cars.....	1442-0402	12/01	-	-	166.9	0.0	-
Transportation equipment, n.e.c.....	149	06/85	172.8	172.7	173.3	0.6	0.3
Transportation equipment, n.e.c.....	1491	06/85	172.8	172.7	173.3	0.6	0.3
Other transportation equipment, incl. golf carts, vehicle trailers, and all-terrain vehicles.....	1491-11	06/85	172.8	172.7	173.3	0.6	0.3
Automobile and light truck trailers.....	1491-1104	12/92	193.8	194.1	194.7	1.9	0.3
All other miscellaneous transportation equipment, including all-terrain vehicles.....	1491-1105	06/85	141.8	141.8	142.1	0.1	0.2
All-terrain vehicles and parts.....	1491-11051	06/08	101.0	100.9	101.3	0.1	0.4
All other miscellaneous transportation equipment and parts.....	1491-11052	06/08	106.1	106.4	106.2	0.4	-0.2
Miscellaneous products.....	15		275.9	277.2	277.9	3.0	0.3
Toys, sporting goods, small arms, etc.....	151		165.4	167.3	166.8	3.0	-0.3
Toys, games, and children's vehicles.....	1511		158.2	158.6	158.6	0.3	0.0
Toys, games, and children's vehicles.....	1511-01		158.2	158.6	158.6	0.3	0.0
Nonelectronic games and puzzles (excl. toys), and electronic toys (incl. parts).....	1511-0152	06/85	146.1	146.1	146.1	-0.2	0.0
Nonelectronic games and puzzles, including parts.....	1511-01521	12/07	116.6	116.6	116.6	-0.2	0.0
Other nonelectronic toys, including parts.....	1511-0154	06/85	145.7	146.3	146.3	0.4	0.0
Models, science & craft kits/supply, & collectors' miniatures.....	1511-0155	06/85	221.9	224.1	225.4	3.1	0.6
Sporting and athletic goods.....	1512		143.9	146.8	145.3	4.3	-1.0
Sporting and athletic goods.....	1512-01		143.9	146.8	145.3	4.3	-1.0
Golf equipment, excluding apparel and shoes.....	1512-0127	12/85	87.7	93.8	88.7	5.1	-5.4
Bicycles, adult tricycles, unicycles and parts.....	1512-0182	12/84	154.1	153.6	153.6	12.9	0.0
Playground equipment.....	1512-0185	12/98	247.5	247.5	254.4	5.2	2.8
Gymnasium and exercise equipment.....	1512-0192	12/98	128.8	128.8	128.8	1.9	0.0
Other sporting and athletic goods.....	1512-0193	12/85	145.1	145.1	147.6	3.1	1.7
Small arms and ammunition.....	1513		291.4	291.9	293.9	1.7	0.7
Small arms.....	1513-01		250.1	250.8	250.9	0.8	0.0
Rifles.....	1513-0127	06/13	103.9	103.9	103.9	-1.6	0.0
Single barrel shotguns, other small firearms n.e.c., and parts & attachments for small arms.....	1513-0128	06/13	101.7	102.6	102.6	3.0	0.0

See footnotes at end of table.

Table 9. Producer price indexes and percent changes for commodity and service groupings and individual items, not seasonally adjusted — Continued
 [1982=100 unless otherwise indicated]

Commodity	Commodity code	Other index base	Index			Percent change to Jan. 2020 from:	
			Sept. 2019 ¹	Dec. 2019 ¹	Jan. 2020 ¹	Jan. 2019	Dec. 2019
Small arms ammunition.....	1513-02		362.5	362.4	369.0	2.8	1.8
Small arms ammunition.....	1513-0281	06/02	251.6	251.5	256.1	2.7	1.8
Other small arms ammunition products.....	1513-03	06/85	254.6	254.6	257.1	4.3	1.0
All other small arms ammunition products.....	1513-0308	06/02	175.2	175.2	176.9	4.3	1.0
Tobacco products, incl. stemmed & redried.....	152		910.8	927.0	927.2	5.8	0.0
Cigarettes, excluding electronic.....	1521		1,125.6	1,148.8	1,148.8	6.4	0.0
Cigarettes, excluding electronic.....	1521-01		1,125.6	1,148.8	1,148.8	6.4	0.0
Cigarettes, excluding electronic.....	1521-0105	12/04	216.3	220.8	220.8	6.4	0.0
Stemmed and redried tobacco.....	1524	06/84	103.2	103.3	104.3	0.7	1.0
Stemmed and redried tobacco.....	1524-02	06/84	101.8	102.0	102.9	0.7	0.9
Stemmed and redried tobacco.....	1524-0208	06/99	111.7	111.8	112.9	0.7	1.0
Tobacco, unstemmed leaf, redried before packing.....	1524-02081	12/11	102.2	102.4	103.7	0.7	1.3
Tobacco, stemmed.....	1524-02084	12/11	99.3	99.3	99.9	0.6	0.6
Other tobacco products.....	1525	12/05	172.6	173.5	173.5	3.8	0.0
Other tobacco products.....	1525-01	12/05	172.6	173.5	173.5	3.8	0.0
Other tobacco products.....	1525-0101	12/05	172.6	173.5	173.5	3.8	0.0
Cigars.....	1525-01011	12/11	120.3	120.3	120.3	1.3	0.0
Chewing and smoking tobacco.....	1525-01014	12/11	147.1	147.9	147.9	4.4	0.0
Notions.....	153		212.0	212.8	213.0	1.6	0.1
Fasteners, zippers, buttons, needles, pins, and buckles.....	1532		217.0	217.8	218.0	1.6	0.1
Fasteners, zippers, buttons, needles, pins, and buckles.....	1532-01		217.0	217.8	218.0	1.6	0.1
Fasteners, zippers, buttons, needles, pins, and buckles (except precious metal).....	1532-0100		217.0	217.8	218.0	1.6	0.1
Photographic equipment and supplies.....	154		140.0	140.1	140.1	7.3	0.0
Photographic and photocopying equipment.....	1541		84.0	84.4	84.4	2.2	0.0
Photographic and photocopying equipment.....	1541-07	12/83	102.9	103.3	103.3	2.1	0.0
Photographic and photocopying equipment.....	1541-0701	12/83	102.9	103.3	103.3	2.1	0.0
Motion picture & other photographic equipment, n.e.c.....	1541-07019	12/11	117.4	117.9	117.9	5.6	0.0
Photographic supplies.....	1542		164.9	164.9	164.9	8.9	0.0
Photographic supplies.....	1542-06	12/83	162.0	162.0	162.0	8.9	0.0
Photographic supplies.....	1542-0601	12/83	162.0	162.0	162.0	8.9	0.0
Prepared photographic chemicals.....	1542-06011	12/07	99.5	99.5	99.5	-0.1	0.0
Photographic sensitized film, plates, paper, and cloth.....	1542-06012	12/07	145.5	-	145.5	12.6	-
Mobile homes.....	155		323.8	326.1	325.9	9.4	-0.1
Manufactured homes (mobile homes), all sizes (incl. multisection).....	1553		332.2	334.5	334.3	9.4	-0.1
Manufactured mobile homes and nonresidential mobile buildings.....	1553-03	12/86	311.2	313.3	313.2	9.4	0.0
Manufactured homes (mobile homes), all width sizes (incl. multisection).....	1553-0301	12/86	311.2	313.3	313.2	9.4	0.0
Medical, surgical & personal aid devices.....	156		183.4	183.5	184.3	1.2	0.4
Surgical and medical instruments.....	1562	06/82	141.4	141.2	142.5	0.6	0.9
Surgical and medical instruments.....	1562-01	06/82	141.4	141.2	142.5	0.6	0.9
Surgical and medical instruments.....	1562-0103	06/05	104.7	104.6	105.6	0.6	1.0
Surgical and medical catheters.....	1562-01031	12/11	92.4	90.2	93.6	-0.7	3.8
Orthopedic and surgical instruments.....	1562-01033	06/12	106.9	106.8	108.1	1.1	1.2
Surgical and medical syringes and hypodermic needles.....	1562-01035	06/12	99.7	-	-	-	-
Other surgical and medical apparatus and instruments, excluding parts.....	1562-01037	06/12	97.3	98.3	98.4	0.7	0.1
Parts for surgical and medical apparatus and instruments.....	1562-01038	06/12	112.1	111.6	113.2	0.9	1.4
Medical and surgical appliances and supplies.....	1563	06/83	211.1	210.0	212.1	1.8	1.0
Medical and surgical appliances and supplies.....	1563-01	06/83	211.1	210.0	212.1	1.8	1.0
Medical and surgical appliances and supplies.....	1563-0104	12/03	116.7	116.1	117.3	1.8	1.0
Other orthopedic and prosthetic appliances.....	1563-01042	12/11	96.3	96.7	96.5	0.2	-0.2
All other surgical and medical items.....	1563-01044	12/11	109.3	108.3	109.8	3.3	1.4
Ophthalmic goods.....	1564	12/83	150.2	151.4	152.5	2.7	0.7
Ophthalmic goods.....	1564-01	12/83	150.2	151.4	152.5	2.7	0.7
Ophthalmic fronts, temples, and focal and contact lenses.....	1564-0107	12/11	107.0	106.5	106.9	1.7	0.4
Other ophthalmic goods and prescription ground eyeglass lenses.....	1564-0108	12/11	111.6	114.9	116.4	4.3	1.3
Dental equipment and supplies.....	1565	06/85	363.3	372.6	351.0	0.3	-5.8
Dental equipment and supplies.....	1565-01	06/85	363.3	372.6	351.0	0.3	-5.8
Dental equipment and supplies.....	1565-0107	12/05	185.8	190.5	179.5	0.3	-5.8
Professional dental equipment and supplies.....	1565-01071	12/07	143.8	144.6	136.2	-4.8	-5.8
Professional dental equipment.....	1565-010711	12/07	139.3	140.1	143.8	3.9	2.6
Professional dental supplies.....	1565-010712	12/07	145.1	145.8	128.5	-11.1	-11.9
Other industrial safety equipment.....	157		264.8	264.8	267.1	1.3	0.9
Personal safety equipment and clothing.....	1571		264.8	264.8	267.1	1.3	0.9

See footnotes at end of table.

Table 9. Producer price indexes and percent changes for commodity and service groupings and individual items, not seasonally adjusted — Continued
 [1982=100 unless otherwise indicated]

Commodity	Commodity code	Other index base	Index			Percent change to Jan. 2020 from:	
			Sept. 2019 ¹	Dec. 2019 ¹	Jan. 2020 ¹	Jan. 2019	Dec. 2019
Personal safety equipment and clothing.....	1571-08	06/04	124.0	124.0	125.1	1.2	0.9
Personal safety equipment and clothing.....	1571-0802	06/04	124.0	124.0	125.1	1.2	0.9
Other miscellaneous products.....	159		197.2	196.1	197.1	1.8	0.5
Burial caskets.....	1591		410.7	416.9	418.4	5.0	0.4
Burial caskets.....	1591-01		410.7	416.9	418.4	5.0	0.4
Burial caskets.....	1591-0109	12/04	188.2	191.1	191.7	4.9	0.3
Metal burial caskets & coffins, completely lined & trimmed, adult sizes.....	1591-01091	12/11	132.1	135.6	135.6	6.6	0.0
Wood burial caskets & coffins, completely lined & trimmed, adult sizes.....	1591-01093	12/11	134.3	134.3	135.6	4.2	1.0
Other burial caskets & coffins, including burial boxes and vaults (except concrete and stone).....	1591-01095	12/11	119.2	119.3	120.0	0.7	0.6
Musical instruments.....	1593		246.4	246.3	246.4	0.9	0.0
Musical instruments.....	1593-01		246.4	246.3	246.4	0.9	0.0
Nonelectronic pianos, organs, and nonelectronic piano and organ parts, excluding benches.....	1593-0113	12/09	149.6	149.6	-	-	-
Other musical instruments and parts.....	1593-0117	06/85	227.8	227.7	227.8	0.4	0.0
Other nonelectronic musical instruments.....	1593-01172	12/09	119.3	119.3	119.5	0.6	0.2
Other musical instrument parts & accessories, sold separately, excl. benches & instrument cases.....	1593-01173	12/09	120.6	120.5	120.5	0.3	0.0
Jewelry and jewelry products.....	1594		219.5	217.8	220.8	4.2	1.4
Jewelry (gold and platinum) and silverware.....	1594-02		237.6	233.1	238.2	4.2	2.2
Jewelry, gold and platinum.....	1594-0222	12/11	100.4	98.5	100.7	4.4	2.2
Silverware and hollowware, precious solid or clad metal.....	1594-0231	12/17	101.9	-	101.9	0.0	-
Costume jewelry and novelties.....	1594-04		196.7	202.9	201.7	6.7	-0.6
Costume jewelry and novelties.....	1594-0415	12/03	135.2	139.6	138.7	6.6	-0.6
All other jewelry and personal goods (excluding costume).....	1594-07	06/07	128.1	126.9	128.5	2.7	1.3
All other jewelry and personal goods (excluding costume).....	1594-0714	06/07	128.1	126.9	128.5	2.7	1.3
Jewelers' material and lapidary work.....	1594-08	12/08	151.9	152.0	152.4	2.8	0.3
Jewelers' findings and materials, precious metal.....	1594-0811	12/08	179.3	179.7	179.9	15.0	0.1
Pens, pencils, and marking devices.....	1595		192.7	192.9	193.4	2.0	0.3
Pens, markers, mechanical pencils, and associated parts.....	1595-02	12/85	194.4	194.4	194.4	3.5	0.0
Pens, markers, mechanical pencils, and associated parts.....	1595-0210	12/85	194.4	194.4	194.4	3.5	0.0
Lead pencils, art goods, office supplies and small office equipment, excluding paper.....	1595-03	12/85	174.2	174.2	174.3	1.2	0.1
Lead pencils, art goods, office supplies and small office equipment, excluding paper.....	1595-0307	12/85	174.2	174.2	174.3	1.2	0.1
Marking devices.....	1595-04	12/85	171.0	171.9	173.7	1.6	1.0
Marking devices.....	1595-0406	12/05	119.9	120.6	121.8	1.6	1.0
Watches, clocks, watchcases, and parts.....	1596		156.8	156.8	156.8	0.0	0.0
Watches, clocks, watchcases, and parts.....	1596-03	06/01	128.7	128.7	128.7	0.0	0.0
Watches, clocks, watchcases, and parts.....	1596-0313	06/04	120.7	120.7	120.7	0.0	0.0
Brooms and brushes.....	1597		201.2	201.4	201.9	2.5	0.2
Brooms, brushes and mops.....	1597-05	12/85	192.6	192.9	193.3	2.5	0.2
Brooms, mops, and dusters.....	1597-0501	12/85	218.1	218.4	219.3	6.7	0.4
Brooms.....	1597-05011	12/11	119.1	119.1	120.1	5.7	0.8
Mops and dusters, including refills.....	1597-05012	12/11	114.4	114.8	114.8	7.9	0.0
Paint and varnish brushes and rollers.....	1597-0502	12/85	162.1	163.1	162.7	2.3	-0.2
Paint and varnish brushes.....	1597-05021	12/11	105.9	105.9	106.8	3.1	0.8
Paint holders, pads, roller frames, and rollers.....	1597-05022	12/11	99.1	100.0	99.1	1.7	-0.9
Other brushes, excl. paint and varnish brushes.....	1597-0503	12/85	202.5	202.5	203.0	0.6	0.2
Personal brushes.....	1597-05031	12/11	102.4	102.4	102.4	0.0	0.0
Brushes, other than personal.....	1597-05032	12/11	115.2	115.2	115.8	1.5	0.5
Miscellaneous products, n.e.c.....	159A	12/85	191.1	189.0	189.7	0.5	0.4
Candles.....	159A-01	12/85	183.2	183.2	183.2	0.2	0.0
Candles.....	159A-0101	12/85	183.2	183.2	183.2	0.2	0.0
Signs and advertising displays.....	159A-04	12/85	179.0	179.6	180.2	1.5	0.3
Non-electric signs and displays.....	159A-0402	12/85	205.7	206.8	207.0	3.1	0.1
Electric signs and displays.....	159A-0404	12/85	163.3	163.3	164.5	-0.5	0.7
All other miscellaneous fabricated products and recyclable materials.....	159A-09	12/85	215.3	209.1	210.1	-0.6	0.5
Other miscellaneous fabricated products.....	159A-0901	12/85	230.8	227.9	229.1	0.5	0.5
Reproduction of audio and video media and software.....	159D	12/03	96.0	97.4	97.8	5.4	0.4
Reproduction of audio and video media and software.....	159D-01	12/03	96.0	97.4	97.8	5.4	0.4
Audio and video media reproduction.....	159D-0102	12/03	93.6	93.6	94.1	0.5	0.5
Services²							
Transportation services.....	30	06/09	131.2	134.6	134.0	1.7	-0.4
Transportation of freight and mail.....	301	06/09	133.6	134.3	135.5	2.1	0.9

See footnotes at end of table.

Table 9. Producer price indexes and percent changes for commodity and service groupings and individual items, not seasonally adjusted — Continued
 [1982=100 unless otherwise indicated]

Commodity	Commodity code	Other index base	Index			Percent change to Jan. 2020 from:	
			Sept. 2019 ¹	Dec. 2019 ¹	Jan. 2020 ¹	Jan. 2019	Dec. 2019
Rail transportation of freight and mail.....	3011	12/08	128.6	129.0	130.0	2.1	0.8
Rail transportation of freight and mail.....	3011-01	12/08	128.6	129.0	130.0	2.1	0.8
Rail transportation of freight and mail.....	3011-0101	12/08	128.6	129.0	130.0	2.1	0.8
Truck transportation of freight.....	3012	06/09	125.1	126.0	126.2	0.4	0.2
Local motor carrying.....	3012-01	06/09	116.5	116.7	116.7	1.7	0.0
Local motor carrying.....	3012-0101	06/09	116.5	116.7	116.7	1.7	0.0
Long-distance motor carrying.....	3012-02	06/09	128.3	129.5	129.6	-0.1	0.1
Long-distance motor carrying.....	3012-0201	06/09	128.3	129.5	129.6	-0.1	0.1
Water transportation of freight.....	3013	06/09	122.7	126.0	127.2	5.6	1.0
Deep sea water transportation of freight.....	3013-01	12/08	117.6	123.6	123.6	4.3	0.0
Deep sea water transportation of freight.....	3013-0101	12/08	117.6	123.6	123.6	4.3	0.0
Coastal and intercoastal water transportation of freight.....	3013-02	12/08	93.3	93.3	97.5	8.0	4.5
Coastal and intercoastal water transportation of freight.....	3013-0201	12/08	93.3	93.3	97.5	8.0	4.5
Great Lakes-St Lawrence Seaway water transportation of freight.....	3013-03	12/08	126.8	127.0	126.5	0.4	-0.4
Great lakes-St Lawrence Seaway water transportation of freight.....	3013-0301	12/08	126.8	127.0	126.5	0.4	-0.4
Inland waterways transportation of freight.....	3013-04	12/08	97.5	97.6	98.1	7.6	0.5
Inland waterways transportation of freight.....	3013-0401	12/08	97.5	97.6	98.1	7.6	0.5
Air transportation of freight.....	3014	12/08	110.9	113.7	113.5	1.3	-0.2
Air transportation of freight.....	3014-01	12/08	110.9	113.7	113.5	1.3	-0.2
Air transportation of freight, domestic.....	3014-0102	01/16	104.4	104.4	105.4	1.0	1.0
Air transportation of freight, international.....	3014-0103	01/16	90.3	93.8	93.1	1.5	-0.7
Pipeline transportation (partial).....	3015	06/09	166.4	166.4	166.5	3.7	0.1
Pipeline transportation of petroleum products.....	3015-01	12/08	161.6	161.6	161.7	3.7	0.1
Pipeline transportation of crude petroleum.....	3015-0101	12/08	173.2	173.2	173.3	3.6	0.1
Pipeline transportation of refined petroleum products.....	3015-0102	12/08	148.7	148.7	148.7	3.7	0.0
Courier, messenger, and U.S. postal services.....	3016	06/09	146.3	146.4	150.1	5.0	2.5
U.S. Postal Service.....	3016-01	06/89	232.1	232.1	232.1	4.5	0.0
Mailing services (market dominant services).....	3016-0107	12/12	113.5	113.5	113.5	3.0	0.0
First class mail.....	3016-01071	06/89	204.4	204.4	204.4	3.0	0.0
Periodicals mail.....	3016-01072	06/89	261.6	261.6	261.6	3.0	0.0
Standard class mail.....	3016-01073	06/89	254.2	254.2	254.2	3.0	0.0
Package services mail.....	3016-01074	06/89	254.1	254.1	254.1	2.6	0.0
Special services and fees.....	3016-01075	06/89	276.7	276.7	276.7	2.9	0.0
Shipping services (competitive services).....	3016-0108	12/12	148.5	148.5	148.5	10.6	0.0
Courier and messenger services, except air.....	3016-02	04/09	161.1	161.2	168.2	4.6	4.3
Courier and messenger services, except air.....	3016-0201	04/09	161.1	161.2	168.2	4.6	4.3
Air mail and package delivery services, excluding by USPS.....	3016-03	04/09	177.5	177.8	186.9	6.9	5.1
Air mail and package delivery services, excluding by USPS.....	3016-0301	04/09	177.5	177.8	186.9	6.9	5.1
Transportation of passengers (partial).....	302	06/09	122.6	134.8	128.2	0.0	-4.9
Rail transportation of passengers.....	3021	12/08	124.8	127.6	127.6	2.5	0.0
Rail transportation of passengers.....	3021-01	12/08	124.8	127.6	127.6	2.5	0.0
Rail transportation of passengers.....	3021-0101	12/08	124.8	127.6	127.6	2.5	0.0
Airline passenger services.....	3022	12/08	112.9	124.3	118.1	0.0	-5.0
Airline passenger services.....	3022-01	12/08	112.9	124.3	118.1	0.0	-5.0
Airline passenger services, domestic.....	3022-0101	12/08	116.0	125.6	118.4	-0.8	-5.7
Airline passenger services, international.....	3022-0102	12/08	102.2	119.1	116.2	2.3	-2.4
Services related to transportation activities.....	31	06/09	117.8	117.8	115.2	0.9	-2.2
Services related to water transportation.....	311	06/09	123.5	124.0	124.5	3.0	0.4
Towing, tugging, docking, and related services.....	3111	03/09	116.8	117.4	117.5	4.4	0.1
Towing, tugging, docking and related services.....	3111-01	03/09	116.8	117.4	117.5	4.4	0.1
Towing, tugging, docking and related services.....	3111-0101	03/09	116.8	117.4	117.5	4.4	0.1
Operation of port waterfront terminals.....	3112	12/08	146.1	146.5	150.2	2.1	2.5
Operation of port waterfront terminals.....	3112-01	12/08	146.1	146.5	150.2	2.1	2.5
Operation of port waterfront terminals.....	3112-0101	12/08	146.1	146.5	150.2	2.1	2.5
Marine cargo handling.....	3113	12/08	123.5	123.9	123.7	2.5	-0.2
Marine cargo handling.....	3113-01	12/08	123.5	123.9	123.7	2.5	-0.2
Marine cargo handling.....	3113-0101	12/08	123.5	123.9	123.7	2.5	-0.2
Services related to air transportation.....	312	04/09	123.9	123.8	124.2	2.1	0.3
Other airport operations, excluding aircraft maintenance and repair.....	3121	04/09	123.9	123.8	124.2	2.1	0.3
Other airport operations, excluding aircraft maintenance and repair.....	3121-01	04/09	123.9	123.8	124.2	2.1	0.3
Other airport operations, excluding aircraft maintenance and repair.....	3121-0101	04/09	123.9	123.8	124.2	2.1	0.3
Other services related to transportation activities (partial).....	313	06/09	113.3	113.2	108.2	-0.6	-4.4
Arrangement of freight and cargo.....	3131	12/08	116.3	116.0	106.8	-0.8	-7.9

See footnotes at end of table.

Table 9. Producer price indexes and percent changes for commodity and service groupings and individual items, not seasonally adjusted — Continued
 [1982=100 unless otherwise indicated]

Commodity	Commodity code	Other index base	Index			Percent change to Jan. 2020 from:	
			Sept. 2019 ¹	Dec. 2019 ¹	Jan. 2020 ¹	Jan. 2019	Dec. 2019
Arrangement of freight and cargo.....	3131-01	12/08	116.3	116.0	106.8	-0.8	-7.9
Arrangement of freight and cargo.....	3131-0101	12/08	116.3	116.0	106.8	-0.8	-7.9
Freight forwarding.....	3132	12/08	98.4	98.5	98.4	-0.1	-0.1
Freight forwarding.....	3132-01	12/08	98.4	98.5	98.4	-0.1	-0.1
Freight forwarding.....	3132-0101	12/08	98.4	98.5	98.4	-0.1	-0.1
Warehousing, storage, and related services.....	32	12/08	107.4	108.0	107.2	-0.3	-0.7
Warehousing, storage, and related services.....	321	12/08	107.4	108.0	107.2	-0.3	-0.7
Warehousing, storage, and related services.....	3211	12/08	107.4	108.0	107.2	-0.3	-0.7
Warehousing, storage, and related services.....	3211-01	12/08	107.4	108.0	107.2	-0.3	-0.7
Warehousing, storage, and related services.....	3211-0101	12/08	107.4	108.0	107.2	-0.3	-0.7
Publishing sales, excluding software.....	33	06/09	122.5	122.3	123.9	3.0	1.3
Book, periodical, and newspaper publishing sales and subscriptions.....	331	06/09	125.8	126.6	129.1	4.8	2.0
Sales of books.....	3311		391.0	393.1	400.1	2.5	1.8
Sales of textbooks.....	3311-01		678.1	683.2	695.9	0.8	1.9
Sales of textbooks.....	3311-0101	06/88	433.1	436.3	444.5	0.8	1.9
Sales of technical, scientific, and professional books.....	3311-02		558.7	555.0	571.3	7.7	2.9
Sales of technical, scientific, and professional books.....	3311-0201	06/88	436.4	433.4	446.2	7.7	3.0
Sales of religious books.....	3311-03		198.6	201.0	199.7	-5.5	-0.6
Sales of religious books.....	3311-0301	06/88	150.7	152.5	151.6	-5.5	-0.6
Sales of general adult and juvenile books.....	3311-04		198.9	196.9	199.2	1.5	1.2
Sales of general adult and juvenile books.....	3311-0402		198.9	196.9	199.2	1.5	1.2
Sales of general reference books.....	3311-05		134.6	131.6	134.4	-13.1	2.1
Sales of general reference books.....	3311-0501	06/88	114.6	112.0	114.4	-13.1	2.1
Sales of digital books.....	3311-06	09/15	103.3	107.1	108.2	1.4	1.0
Sales of digital books.....	3311-0601	09/15	103.3	107.1	108.2	1.4	1.0
Sales and subscriptions of periodicals and newspapers.....	3312	06/09	125.0	126.1	128.8	7.8	2.1
Sales and subscriptions of periodicals.....	3312-01	06/07	111.2	111.5	113.1	6.1	1.4
Sales and subscriptions of periodicals.....	3312-0101	06/07	111.2	111.5	113.1	6.1	1.4
Newspaper subscription and single copy sales.....	3312-02		426.6	433.4	445.7	9.4	2.8
Newspaper subscriptions, print and online bundled.....	3312-0203	09/15	127.2	137.3	137.4	19.1	0.1
Newspaper subscriptions, print only.....	3312-0204	09/15	129.6	130.9	135.0	8.6	3.1
Directory, mailing list, and related compilations publishing sales.....	332	12/08	115.0	115.7	118.0	6.4	2.0
Directory, mailing list, and related compilations publishing sales.....	3321	12/08	115.0	115.7	118.0	6.4	2.0
Directory, mailing list, and related compilations publishing sales.....	3321-01	12/08	115.0	115.7	118.0	6.4	2.0
Directory, mailing list, and related compilations publishing sales.....	3321-0101	12/08	115.0	115.7	118.0	6.4	2.0
Greeting card publishing sales.....	333	12/85	216.4	216.6	216.7	0.3	0.0
Greeting card publishing sales.....	3331	12/85	216.4	216.6	216.7	0.3	0.0
Greeting card publishing sales.....	3331-01	12/85	216.4	216.6	216.7	0.3	0.0
Greeting card publishing sales.....	3331-0101	12/85	216.4	216.6	216.7	0.3	0.0
Calendars, yearbooks, and other miscellaneous publishing sales.....	334	12/89	237.3	211.2	212.2	7.2	0.5
Calendars, yearbooks, and other miscellaneous publishing sales.....	3341	12/89	237.3	211.2	212.2	7.2	0.5
Calendars, yearbooks, and other miscellaneous publishing sales.....	3341-01	12/89	237.3	211.2	212.2	7.2	0.5
Calendars, yearbooks, and other miscellaneous publishing sales.....	3341-0101	12/89	237.3	211.2	212.2	7.2	0.5
Internet publishing and broadcasting subscription, content access, and licensing sales.....	335	12/09	119.6	119.0	119.8	0.3	0.7
Internet publishing and broadcasting subscription, content access, and licensing sales.....	3351	12/09	119.6	119.0	119.8	0.3	0.7
Internet publishing and broadcasting subscription, content access, and licensing sales.....	3351-01	12/09	119.6	119.0	119.8	0.3	0.7
Internet publishing and broadcasting subscription, content access, and licensing sales.....	3351-0101	12/09	119.6	119.0	119.8	0.3	0.7
Software publishing.....	34	06/09	92.7	91.8	91.7	-1.1	-0.1
Application software publishing.....	342	06/09	102.7	100.9	100.8	-1.3	-0.1
Application software publishing.....	3421	06/09	102.7	100.9	100.8	-1.3	-0.1
Desktop and portable device application software publishing.....	3421-01	12/08	100.3	98.8	99.3	-1.0	0.5
Desktop and portable device application software publishing.....	3421-0101	12/08	100.3	98.8	99.3	-1.0	0.5
Application software publishing, cross-industry, vertical market, utilities, and other.....	3421-03	12/08	115.4	112.1	112.3	0.5	0.2
Application software publishing, cross-industry, vertical market, utilities, and other.....	3421-0301	12/08	115.4	112.1	112.3	0.5	0.2
Application software publishing, game software.....	3421-04	12/13	73.5	76.6	73.6	-11.4	-3.9
Application software publishing, game software.....	3421-0401	12/13	73.5	76.6	73.6	-11.4	-3.9
Network compensation from broadcast and cable television and radio.....	35	06/09	140.1	140.0	145.2	1.8	3.7

See footnotes at end of table.

Table 9. Producer price indexes and percent changes for commodity and service groupings and individual items, not seasonally adjusted — Continued
 [1982=100 unless otherwise indicated]

Commodity	Commodity code	Other index base	Index			Percent change to Jan. 2020 from:	
			Sept. 2019 ¹	Dec. 2019 ¹	Jan. 2020 ¹	Jan. 2019	Dec. 2019
Affiliate agreements, programming sales, and retransmission fees for cable and broadcast tv.	351	06/09	139.8	139.8	145.1	1.9	3.8
Affiliate agreements, programming sales, and retransmission fees for cable and broadcast tv.	3511	06/09	139.8	139.8	145.1	1.9	3.8
Affiliate agreements, programming sales, and retransmission fees for cable and broadcast tv.	3511-01	12/08	142.4	142.4	147.8	1.9	3.8
Affiliate agreements, programming sales, and retransmission fees for cable and broadcast tv.	3511-0101	12/08	142.4	142.4	147.8	1.9	3.8
Affiliate agreements, programming sales, and retransmission fees for radio.	352	06/09	163.5	163.5	163.5	0.0	0.0
Affiliate agreements, programming sales, and retransmission fees for radio.	3521	06/09	163.5	163.5	163.5	0.0	0.0
Affiliate agreements, programming sales, and retransmission fees for radio.	3521-01	12/08	163.3	163.3	163.3	0.0	0.0
Affiliate agreements, programming sales, and retransmission fees for radio.	3521-0101	12/08	163.3	163.3	163.3	0.0	0.0
Advertising space and time sales.	36	06/09	95.4	98.5	97.7	0.6	-0.8
Advertising space sales in periodicals, newspapers, directories, and mailing lists.	361	06/09	100.7	102.1	101.5	-2.5	-0.6
Advertising space sales in periodicals and newspapers.	3611	06/09	101.5	103.1	102.5	-2.9	-0.6
Advertising space sales in periodicals.	3611-01	06/09	439.2	441.5	443.4	-3.5	0.4
Advertising space sales in specialized, business, and professional periodicals. ...	3611-0101	06/99	155.5	155.5	148.9	-5.6	-4.2
Advertising space sales in general and consumer periodicals.	3611-0102	06/99	178.3	179.3	181.3	-3.2	1.1
Advertising space sales in newspapers.	3611-02	06/09	371.5	381.1	375.4	-2.6	-1.5
Advertising space sales in newspapers, print only.	3611-0203	09/15	90.6	93.4	91.6	-2.9	-1.9
Advertising space sales in newspapers, digital only and print and digital bundled.	3611-0204	09/15	97.0	97.1	97.8	-0.7	0.7
Advertising space sales in directories and mailing lists.	3612	12/08	100.8	100.8	100.8	0.1	0.0
Advertising space sales in directories and mailing lists.	3612-01	12/08	100.8	100.8	100.8	0.1	0.0
Advertising space sales in directories and mailing lists.	3612-0101	12/08	100.8	100.8	100.8	0.1	0.0
Television advertising time sales.	362	06/09	103.2	109.5	109.4	3.6	-0.1
Television advertising time sales.	3621	06/09	103.2	109.5	109.4	3.6	-0.1
Broadcast and network television advertising time sales.	3621-01	12/08	89.0	99.3	95.5	4.8	-3.8
Broadcast and network television advertising time sales.	3621-0101	12/08	89.0	99.3	95.5	4.8	-3.8
Cable network advertising time sales.	3621-02	12/08	105.5	104.1	110.7	2.3	6.3
Cable network advertising time sales.	3621-0201	12/08	105.5	104.1	110.7	2.3	6.3
Local cable system advertising time sales.	3621-03	12/08	97.6	97.6	97.6	0.0	0.0
Local cable system advertising time sales.	3621-0301	12/08	97.6	97.6	97.6	0.0	0.0
Radio advertising time sales.	363	03/09	105.3	106.5	108.1	9.1	1.5
Radio advertising time sales.	3631	03/09	105.3	106.5	108.1	9.1	1.5
Radio advertising time sales.	3631-01	03/09	105.3	106.5	108.1	9.1	1.5
Radio advertising time sales.	3631-0101	03/09	105.3	106.5	108.1	9.1	1.5
Internet advertising sales, excluding Internet advertising sold by print publishers.	365	12/09	61.0	61.7	59.4	-4.0	-3.7
Internet advertising sales, excluding Internet advertising sold by print publishers.	3651	12/09	61.0	61.7	59.4	-4.0	-3.7
Internet advertising sales, excluding Internet advertising sold by print publishers. ...	3651-01	12/09	61.0	61.7	59.4	-4.0	-3.7
Internet PC advertising sales, excluding Internet advertising sold by print publishers.	3651-0102	05/16	74.0	74.8	71.2	-3.4	-4.8
Internet mobile advertising sales, excluding Internet advertising sold by print publishers.	3651-0103	05/16	120.1	122.0	123.5	-5.9	1.2
Telecommunication, cable, and internet user services.	37	06/09	103.0	102.9	103.7	2.2	0.8
Wired telephone services.	371	06/09	116.6	117.5	117.4	0.4	-0.1
Residential wired telephone services.	3711	06/09	138.5	139.9	141.0	0.4	0.8
Local residential wired telephone service.	3711-01	12/08	149.3	149.3	149.3	0.0	0.0
Local residential wired telephone service.	3711-0101	12/08	149.3	149.3	149.3	0.0	0.0
Long distance residential wired telephone service.	3711-02	03/09	121.5	125.4	128.4	1.2	2.4
Long distance residential wired telephone service.	3711-0201	03/09	121.5	125.4	128.4	1.2	2.4
All-distance residential wired telephone service.	3711-03	12/11	133.8	133.8	133.8	0.3	0.0
All-distance residential wired telephone service.	3711-0301	12/11	133.8	133.8	133.8	0.3	0.0
Business wired telephone services.	3712	06/09	101.7	102.4	102.3	0.7	-0.1
Local business wired telephone service.	3712-01	12/08	126.2	126.6	126.3	0.2	-0.2
Local business wired telephone service.	3712-0101	12/08	126.2	126.6	126.3	0.2	-0.2
Long distance business wired telephone service.	3712-02	04/09	87.4	94.7	94.9	9.6	0.2
Private line wired telephone service.	3712-04	12/11	96.9	96.9	96.9	0.0	0.0
Private line wired telephone service.	3712-0401	12/11	96.9	96.9	96.9	0.0	0.0
Other wired telephone services.	3713	12/08	104.2	104.4	102.4	-1.1	-1.9
Other wired telephone services.	3713-01	12/08	104.2	104.4	102.4	-1.1	-1.9
Wireless telecommunication services.	372	06/09	65.6	65.6	65.1	0.0	-0.8
Cellular phone and other wireless telecommunication services.	3721	03/09	64.1	64.0	63.6	0.0	-0.6

See footnotes at end of table.

Table 9. Producer price indexes and percent changes for commodity and service groupings and individual items, not seasonally adjusted — Continued
 [1982=100 unless otherwise indicated]

Commodity	Commodity code	Other index base	Index			Percent change to Jan. 2020 from:	
			Sept. 2019 ¹	Dec. 2019 ¹	Jan. 2020 ¹	Jan. 2019	Dec. 2019
Cellular phone and other wireless telecommunication services.....	3721-01	03/09	64.1	64.0	63.6	0.0	-0.6
Cellular phone and other wireless telecommunication services.....	3721-0101	03/09	64.1	64.0	63.6	0.0	-0.6
Cable and satellite subscriber services.....	373	12/08	135.8	135.3	135.6	2.5	0.2
Cable and satellite subscriber services.....	3731	12/08	135.8	135.3	135.6	2.5	0.2
Cable and satellite subscriber services.....	3731-01	12/08	135.8	135.3	135.6	2.5	0.2
Cable and satellite subscriber services.....	3731-0101	12/08	135.8	135.3	135.6	2.5	0.2
Internet access services.....	374	03/09	93.3	93.3	93.4	0.4	0.1
Internet access services.....	3741	03/09	93.3	93.3	93.4	0.4	0.1
Residential Internet access services.....	3741-02	12/11	90.9	90.9	91.0	0.4	0.1
Residential Internet access services.....	3741-0201	12/11	90.9	90.9	91.0	0.4	0.1
Business Internet access services.....	3741-03	12/11	100.2	100.2	100.2	0.4	0.0
Business Internet access services.....	3741-0301	12/11	100.2	100.2	100.2	0.4	0.0
Bundled wired telecommunications access services.....	375	12/11	111.4	111.0	114.9	6.1	3.5
Bundled wired telecommunications access services.....	3751	12/11	111.4	111.0	114.9	6.1	3.5
Bundled wired telecommunications access services.....	3751-01	12/11	111.4	111.0	114.9	6.1	3.5
Bundled wired telecommunications access services.....	3751-0101	12/11	111.4	111.0	114.9	6.1	3.5
Data processing and related services.....	38	06/09	102.6	102.0	102.7	2.3	0.7
Data processing and related services.....	381	06/09	102.6	102.0	102.7	2.3	0.7
Data processing and related services.....	3811	06/09	102.6	102.0	102.7	2.3	0.7
Hosting, ASP and other IT infrastructure provisioning services.....	3811-01	12/08	105.5	104.5	105.7	4.1	1.1
Hosting, ASP and other IT infrastructure provisioning services.....	3811-0101	12/08	105.5	104.5	105.7	4.1	1.1
Business process management services.....	3811-02	12/08	96.3	96.3	96.3	0.0	0.0
Business process management services.....	3811-0201	12/08	96.3	96.3	96.3	0.0	0.0
Data management, information transformation and other services.....	3811-03	12/08	99.0	99.0	99.0	0.0	0.0
Data management, information transformation and other services.....	3811-0301	12/08	99.0	99.0	99.0	0.0	0.0
Credit intermediation services (partial).....	39	06/09	94.4	88.8	90.9	-6.6	2.4
Loan services (partial).....	391	06/09	142.6	131.5	134.6	-11.4	2.4
Business loans (partial).....	3911	04/09	224.3	199.4	200.6	-18.4	0.6
Business loans (partial).....	3911-01	04/09	224.3	199.4	200.6	-18.4	0.6
Business loans (partial).....	3911-0101	04/09	224.3	199.4	200.6	-18.4	0.6
Consumer loans (partial).....	3912	06/09	115.0	109.9	113.8	-4.8	3.5
Residential real estate loans (partial).....	3912-01	04/09	139.9	133.6	138.9	-5.4	4.0
Residential real estate loans, except home equity (partial).....	3912-0101	04/09	118.7	115.6	120.8	-4.1	4.5
Home equity loans (partial).....	3912-0102	04/09	342.4	304.9	310.1	-10.6	1.7
Vehicle loans (partial).....	3912-02	04/09	59.9	56.3	59.4	1.4	5.5
Vehicle loans (partial).....	3912-0201	04/09	59.9	56.3	59.4	1.4	5.5
Credit cards, overdraft credit, and related plans (partial).....	3912-03	04/09	162.3	155.6	158.5	-3.5	1.9
Credit cards, overdraft credit, and related plans (partial).....	3912-0301	04/09	162.3	155.6	158.5	-3.5	1.9
Other loans and loan services (partial).....	3913	04/09	98.2	92.6	96.9	-3.5	4.6
Other loans and loan services (partial).....	3913-01	04/09	98.2	92.6	96.9	-3.5	4.6
Other loans and loan services (partial).....	3913-0101	04/09	98.2	92.6	96.9	-3.5	4.6
Deposit services (partial).....	392	04/09	67.6	65.7	67.3	1.8	2.4
Deposit services (partial).....	3921	04/09	67.6	65.7	67.3	1.8	2.4
Deposit services (partial).....	3921-01	04/09	67.6	65.7	67.3	1.8	2.4
Deposit services (partial).....	3921-0101	04/09	67.6	65.7	67.3	1.8	2.4
Other credit intermediation services, including trust services (partial).....	393	04/09	108.2	104.1	105.4	0.8	1.2
Other credit intermediation services, including trust services (partial).....	3931	04/09	108.2	104.1	105.4	0.8	1.2
Other credit intermediation services, including trust services (partial).....	3931-01	04/09	108.2	104.1	105.4	0.8	1.2
Other credit intermediation services, including trust services (partial).....	3931-0101	04/09	108.2	104.1	105.4	0.8	1.2
Investment services.....	40	06/09	181.5	176.0	178.0	4.4	1.1
Securities brokerage, dealing, investment advice, and related services.....	401	06/09	163.9	144.0	143.3	-11.2	-0.5
Securities brokerage, dealing, investment advice, and related services.....	4011	06/09	163.9	144.0	143.3	-11.2	-0.5
Securities brokerage, dealing, and investment advice.....	4011-01	12/08	100.2	90.1	89.1	-6.1	-1.1
Securities brokerage, dealing, and investment advice.....	4011-0101	12/08	100.2	90.1	89.1	-6.1	-1.1
Securities brokerage and dealing related services (partial).....	4011-02	12/08	378.3	314.6	318.9	-21.1	1.4
Securities brokerage and dealing related services.....	4011-0201	12/08	378.3	314.6	318.9	-21.1	1.4
Portfolio management.....	402	12/08	220.4	225.4	230.6	15.3	2.3
Portfolio management.....	4021	12/08	220.4	225.4	230.6	15.3	2.3
Portfolio management.....	4021-01	12/08	220.4	225.4	230.6	15.3	2.3
Portfolio management.....	4021-0101	12/08	220.4	225.4	230.6	15.3	2.3

See footnotes at end of table.

Table 9. Producer price indexes and percent changes for commodity and service groupings and individual items, not seasonally adjusted — Continued
 [1982=100 unless otherwise indicated]

Commodity	Commodity code	Other index base	Index			Percent change to Jan. 2020 from:	
			Sept. 2019 ¹	Dec. 2019 ¹	Jan. 2020 ¹	Jan. 2019	Dec. 2019
Investment banking.....	403	12/08	189.5	192.8	192.9	8.6	0.1
Investment banking.....	4031	12/08	189.5	192.8	192.9	8.6	0.1
Investment banking.....	4031-01	12/08	189.5	192.8	192.9	8.6	0.1
Investment banking.....	4031-0101	12/08	189.5	192.8	192.9	8.6	0.1
Insurance and annuities.....	41	06/09	123.1	123.3	123.4	1.2	0.1
Insurance.....	411	06/09	124.5	124.7	124.8	1.3	0.1
Insurance.....	4111	06/09	124.5	124.7	124.8	1.3	0.1
Life insurance.....	4111-01	03/09	104.3	104.4	104.5	0.6	0.1
Life insurance.....	4111-0101	03/09	104.3	104.4	104.5	0.6	0.1
Disability insurance, including accidental death.....	4111-02	03/09	104.0	104.0	103.9	-0.1	-0.1
Disability insurance, including accidental death.....	4111-0201	03/09	104.0	104.0	103.9	-0.1	-0.1
Health and medical insurance.....	4111-03	03/09	135.7	135.8	136.0	0.9	0.1
Health and medical insurance.....	4111-0301	03/09	135.7	135.8	136.0	0.9	0.1
Property and casualty insurance.....	4111-04	03/09	124.8	125.2	125.2	1.8	0.0
Property and casualty insurance.....	4111-0401	03/09	124.8	125.2	125.2	1.8	0.0
Annuities.....	412	03/09	117.1	117.4	117.3	0.4	-0.1
Annuities.....	4121	03/09	117.1	117.4	117.3	0.4	-0.1
Annuities.....	4121-01	03/09	117.1	117.4	117.3	0.4	-0.1
Annuities.....	4121-0101	03/09	117.1	117.4	117.3	0.4	-0.1
Commissions and fees from sales and administration of insurance policies (partial).....	42	06/09	107.9	108.2	108.4	0.8	0.2
Commissions from sales of insurance.....	421	06/09	107.9	108.2	108.4	0.8	0.2
Commissions from sales of insurance.....	4211	06/09	107.9	108.2	108.4	0.8	0.2
Commissions from sales of life insurance and annuities.....	4211-01	06/09	103.6	103.6	103.9	0.3	0.3
Commissions from sales of life insurance and annuities.....	4211-0101	06/09	103.6	103.6	103.9	0.3	0.3
Commissions from sales of health and medical insurance.....	4211-02	06/09	107.8	108.0	108.8	1.5	0.7
Commissions from sales of health and medical insurance.....	4211-0201	06/09	107.8	108.0	108.8	1.5	0.7
Commissions from sales of property and casualty insurance.....	4211-03	06/09	110.4	110.9	110.9	0.8	0.0
Commissions from sales of property and casualty insurance.....	4211-0301	06/09	110.4	110.9	110.9	0.8	0.0
Commissions from sales of other insurance.....	4211-04	06/09	100.5	100.5	100.5	0.1	0.0
Commissions from sales of other insurance.....	4211-0401	06/09	100.5	100.5	100.5	0.1	0.0
Real estate services (partial).....	43	06/09	127.0	126.7	127.7	1.9	0.8
Nonresidential real estate services.....	431	06/09	118.9	118.3	119.9	1.8	1.4
Nonresidential real estate rents.....	4311	06/09	119.2	118.7	120.3	1.4	1.3
Office buildings, gross rents.....	4311-01	12/08	119.6	120.6	121.9	4.1	1.1
Office buildings, gross rents.....	4311-0101	12/08	119.6	120.6	121.9	4.1	1.1
Retail properties, gross rents.....	4311-02	04/09	117.5	120.3	120.9	-0.9	0.5
Retail properties, gross rents.....	4311-0201	04/09	117.5	120.3	120.9	-0.9	0.5
Industrial buildings, gross rents.....	4311-03	04/09	102.1	103.8	104.7	5.4	0.9
Industrial buildings, gross rents.....	4311-0301	04/09	102.1	103.8	104.7	5.4	0.9
Self-service storage and miniwarehouses, gross rents.....	4311-04	12/08	131.4	131.9	131.0	-0.2	-0.7
Self-service storage and miniwarehouses, gross rents.....	4311-0401	12/08	131.4	131.9	131.0	-0.2	-0.7
Other nonresidential buildings, gross rents.....	4311-05	12/08	119.8	88.0	101.1	-4.1	14.9
Other nonresidential buildings, gross rents.....	4311-0501	12/08	119.8	88.0	101.1	-4.1	14.9
Nonresidential property sales and leases including land, brokerage fees and commissions.....	4312	12/08	127.2	128.7	128.8	3.8	0.1
Nonresidential property sales and leases including land, brokerage fees and commissions.....	4312-01	12/08	127.2	128.7	128.8	3.8	0.1
Nonresidential property sales and leases including land, brokerage fees and commissions.....	4312-0101	12/08	127.2	128.7	128.8	3.8	0.1
Nonresidential property management fees.....	4313	12/08	96.0	92.6	95.2	2.6	2.8
Nonresidential property management fees.....	4313-01	12/08	96.0	92.6	95.2	2.6	2.8
Nonresidential property management fees.....	4313-0101	12/08	96.0	92.6	95.2	2.6	2.8
Residential real estate services (partial).....	432	06/09	139.3	139.6	139.3	2.2	-0.2
Residential property sales and rental, brokerage fees and commissions.....	4321	12/08	147.9	148.4	148.1	3.1	-0.2
Residential property sales and rental, brokerage fees and commissions.....	4321-01	12/08	147.9	148.4	148.1	3.1	-0.2
Residential property sales and rental, brokerage fees and commissions.....	4321-0101	12/08	147.9	148.4	148.1	3.1	-0.2
Residential property management fees.....	4322	12/08	118.2	118.1	118.1	-0.1	0.0
Residential property management fees.....	4322-01	12/08	118.2	118.1	118.1	-0.1	0.0
Residential property management fees.....	4322-0101	12/08	118.2	118.1	118.1	-0.1	0.0
Real estate appraisal fees.....	433	12/08	108.7	110.0	109.5	0.4	-0.5
Real estate appraisal fees.....	4331	12/08	108.7	110.0	109.5	0.4	-0.5
Real estate appraisal fees.....	4331-01	12/08	108.7	110.0	109.5	0.4	-0.5

See footnotes at end of table.

Table 9. Producer price indexes and percent changes for commodity and service groupings and individual items, not seasonally adjusted — Continued
 [1982=100 unless otherwise indicated]

Commodity	Commodity code	Other index base	Index			Percent change to Jan. 2020 from:	
			Sept. 2019 ¹	Dec. 2019 ¹	Jan. 2020 ¹	Jan. 2019	Dec. 2019
Real estate appraisal fees.....	4331-0101	12/08	108.7	110.0	109.5	0.4	-0.5
Rental and leasing of goods (partial).....	44	06/09	94.8	93.9	95.3	1.6	1.5
Passenger car rental.....	441	03/09	85.5	83.3	86.4	5.0	3.7
Passenger car rental.....	4411	03/09	85.5	83.3	86.4	5.0	3.7
Passenger car rental.....	4411-01	03/09	85.5	83.3	86.4	5.0	3.7
Passenger car rental.....	4411-0101	03/09	85.5	83.3	86.4	5.0	3.7
Truck, trailer, and RV rental and leasing.....	442	06/09	109.9	110.4	110.1	0.8	-0.3
Truck, trailer, and RV rental and leasing.....	4421	06/09	103.2	103.7	103.4	0.8	-0.3
Truck, truck trailer and RV rental.....	4421-01	12/08	105.9	106.9	105.2	0.2	-1.6
Truck, truck trailer and RV rental.....	4421-0101	12/08	105.9	106.9	105.2	0.2	-1.6
Truck, truck trailer and RV leasing.....	4421-02	12/08	109.4	109.5	110.3	1.3	0.7
Truck, truck trailer and RV leasing.....	4421-0201	12/08	109.4	109.5	110.3	1.3	0.7
Construction, mining, and forestry machinery and equipment rental and leasing.....	443	03/09	99.0	98.9	99.1	-1.6	0.2
Construction, mining, and forestry machinery and equipment rental and leasing.....	4431	03/09	99.0	98.9	99.1	-1.6	0.2
Construction, mining, and forestry machinery and equipment rental and leasing. ...	4431-01	03/09	99.0	98.9	99.1	-1.6	0.2
Construction, mining, and forestry machinery and equipment rental and leasing.....	4431-0101	03/09	99.0	98.9	99.1	-1.6	0.2
Professional services (partial).....	45	06/09	120.6	120.9	122.1	1.8	1.0
Legal services.....	451	03/09	135.5	135.8	138.6	4.4	2.1
Legal services.....	4511	03/09	135.5	135.8	138.6	4.4	2.1
Legal services.....	4511-01	03/09	135.5	135.8	138.6	4.4	2.1
Legal services.....	4511-0101	03/09	135.5	135.8	138.6	4.4	2.1
Accounting services (partial).....	452	06/09	111.9	112.8	113.8	0.3	0.9
Accounting services, excluding payroll.....	4521	06/09	111.9	112.8	113.8	0.3	0.9
Financial auditing.....	4521-01	12/08	103.2	102.4	102.2	-1.6	-0.2
Financial auditing.....	4521-0101	12/08	103.2	102.4	102.2	-1.6	-0.2
Tax preparation and planning.....	4521-02	04/09	117.2	118.9	119.5	0.7	0.5
Tax preparation and planning.....	4521-0201	04/09	117.2	118.9	119.5	0.7	0.5
Bookkeeping and compilation.....	4521-03	12/08	116.3	118.5	123.0	7.2	3.8
Bookkeeping and compilation.....	4521-0301	12/08	116.3	118.5	123.0	7.2	3.8
Other accounting services, including billing and review.....	4521-04	12/08	105.5	106.7	108.2	-1.1	1.4
Other accounting services, including billing and review.....	4521-0401	12/08	105.5	106.7	108.2	-1.1	1.4
Architectural and engineering services.....	453	06/09	117.9	117.9	118.8	1.5	0.8
Architectural services.....	4531	03/09	106.1	106.1	106.3	-1.3	0.2
Architectural services.....	4531-01	03/09	106.1	106.1	106.3	-1.3	0.2
Architectural services.....	4531-0101	03/09	106.1	106.1	106.3	-1.3	0.2
Engineering services.....	4532	03/09	120.1	120.2	121.2	1.9	0.8
Engineering services.....	4532-01	03/09	120.1	120.2	121.2	1.9	0.8
Engineering services.....	4532-0101	03/09	120.1	120.2	121.2	1.9	0.8
Management, scientific, and technical consulting services.....	454	06/09	103.8	104.3	104.8	-0.3	0.5
Management consulting services.....	4541	06/09	103.8	104.3	104.8	-0.3	0.5
Administrative and general management consulting services.....	4541-01	12/08	110.5	110.5	111.3	0.0	0.7
Administrative and general management consulting services.....	4541-0101	12/08	110.5	110.5	111.3	0.0	0.7
Human resources consulting services.....	4541-02	12/08	101.1	100.8	100.6	-4.2	-0.2
Human resources consulting services.....	4541-0201	12/08	101.1	100.8	100.6	-4.2	-0.2
Marketing consulting services.....	4541-03	12/08	85.2	88.5	86.3	1.2	-2.5
Marketing consulting services.....	4541-0301	12/08	85.2	88.5	86.3	1.2	-2.5
Process, physical distribution, and logistics consulting services.....	4541-04	12/08	113.3	111.5	117.5	-1.1	5.4
Process, physical distribution, and logistics consulting services.....	4541-0401	12/08	113.3	111.5	117.5	-1.1	5.4
Other management consulting services.....	4541-05	12/08	86.5	86.5	86.5	-0.9	0.0
Other management consulting services.....	4541-0501	12/08	86.5	86.5	86.5	-0.9	0.0
Advertising and related services (partial).....	455	12/08	110.3	110.4	107.9	-1.6	-2.3
Advertising agency services.....	4551	12/08	110.3	110.4	107.9	-1.6	-2.3
Advertising agency services.....	4551-01	12/08	110.3	110.4	107.9	-1.6	-2.3
Advertising agency services.....	4551-0101	12/08	110.3	110.4	107.9	-1.6	-2.3
Information technology (IT) technical support and consulting services (partial).....	456	12/08	111.9	112.0	112.3	1.1	0.3
Information technology (IT) technical support and consulting services (partial).....	4561	12/08	111.9	112.0	112.3	1.1	0.3
Information technology (IT) technical support and consulting services (partial).....	4561-01	12/08	111.9	112.0	112.3	1.1	0.3
Information technology (IT) technical support and consulting services (partial).....	4561-0101	12/08	111.9	112.0	112.3	1.1	0.3
Employment services.....	46	06/09	115.0	118.2	115.2	1.3	-2.5
Permanent placement services.....	461	03/09	114.8	119.0	118.9	-0.1	-0.1

See footnotes at end of table.

Table 9. Producer price indexes and percent changes for commodity and service groupings and individual items, not seasonally adjusted — Continued
 [1982=100 unless otherwise indicated]

Commodity	Commodity code	Other index base	Index			Percent change to Jan. 2020 from:	
			Sept. 2019 ¹	Dec. 2019 ¹	Jan. 2020 ¹	Jan. 2019	Dec. 2019
Permanent placement services.....	4611	03/09	114.8	119.0	118.9	-0.1	-0.1
Permanent placement services.....	4611-01	03/09	114.8	119.0	118.9	-0.1	-0.1
Permanent placement services.....	4611-0101	03/09	114.8	119.0	118.9	-0.1	-0.1
Executive search services.....	462	12/08	97.7	93.7	96.0	0.9	2.5
Executive search services.....	4621	12/08	97.7	93.7	96.0	0.9	2.5
Executive search services.....	4621-01	12/08	97.7	93.7	96.0	0.9	2.5
Executive search services.....	4621-0101	12/08	97.7	93.7	96.0	0.9	2.5
Staffing services.....	463	06/09	115.3	118.7	115.4	1.5	-2.8
Temporary help services.....	4631	03/09	116.9	119.5	116.7	1.1	-2.3
Temporary help services.....	4631-01	03/09	116.9	119.5	116.7	1.1	-2.3
Temporary help services.....	4631-0101	03/09	116.9	119.5	116.7	1.1	-2.3
Co-employment staffing services.....	4632	12/08	114.4	118.5	114.8	2.0	-3.1
Co-employment staffing services.....	4632-01	12/08	114.4	118.5	114.8	2.0	-3.1
Co-employment staffing services.....	4632-0101	12/08	114.4	118.5	114.8	2.0	-3.1
Travel arrangement services (partial).....	47	06/09	106.7	102.9	101.9	-1.5	-1.0
Arrangement of flights (partial).....	471	06/09	107.7	106.5	108.0	5.4	1.4
Arrangement of international flights.....	4711	12/08	108.4	107.2	109.5	1.5	2.1
Arrangement of international flights.....	4711-01	12/08	108.4	107.2	109.5	1.5	2.1
Arrangement of international flights.....	4711-0101	12/08	108.4	107.2	109.5	1.5	2.1
Arrangement of domestic flights.....	4712	12/08	98.7	97.6	97.7	11.8	0.1
Arrangement of domestic flights (partial).....	4712-01	12/08	98.7	97.6	97.7	11.8	0.1
Arrangement of domestic flights.....	4712-0101	12/08	98.7	97.6	97.7	11.8	0.1
Arrangement of vehicle rentals and lodging.....	472	12/08	84.6	86.0	77.7	-11.0	-9.7
Arrangement of vehicle rentals and lodging.....	4721	12/08	84.6	86.0	77.7	-11.0	-9.7
Arrangement of vehicle rentals and lodging (partial).....	4721-01	12/08	84.6	86.0	77.7	-11.0	-9.7
Arrangement of vehicle rentals and lodging.....	4721-0101	12/08	84.6	86.0	77.7	-11.0	-9.7
Arrangement of cruises and tours.....	473	12/08	121.9	101.5	100.0	-10.2	-1.5
Arrangement of cruises and tours.....	4731	12/08	121.9	101.5	100.0	-10.2	-1.5
Arrangement of cruises and tours.....	4731-01	12/08	121.9	101.5	100.0	-10.2	-1.5
Arrangement of cruises and tours.....	4731-0101	12/08	121.9	101.5	100.0	-10.2	-1.5
Other travel arrangements (partial).....	474	12/08	116.1	117.0	117.0	0.8	0.0
Other travel arrangements (partial).....	4741	12/08	116.1	117.0	117.0	0.8	0.0
Other travel arrangements (partial).....	4741-01	12/08	116.1	117.0	117.0	0.8	0.0
Other travel arrangements (partial).....	4741-0101	12/08	116.1	117.0	117.0	0.8	0.0
Selected security services (partial).....	48	03/09	117.6	118.5	119.2	3.0	0.6
Security guard services.....	481	03/09	117.6	118.5	119.2	3.0	0.6
Security guard services.....	4811	03/09	117.6	118.5	119.2	3.0	0.6
Security guard services.....	4811-01	03/09	117.6	118.5	119.2	3.0	0.6
Security guard services.....	4811-0101	03/09	117.6	118.5	119.2	3.0	0.6
Cleaning and building maintenance services (partial).....	49	03/09	112.1	112.4	113.0	1.6	0.5
Janitorial services.....	491	03/09	112.1	112.4	113.0	1.6	0.5
Janitorial services.....	4911	03/09	112.1	112.4	113.0	1.6	0.5
Janitorial services.....	4911-01	03/09	112.1	112.4	113.0	1.6	0.5
Janitorial services.....	4911-0101	03/09	112.1	112.4	113.0	1.6	0.5
Waste collection and remediation services (partial).....	50	12/08	132.1	132.5	134.4	4.0	1.4
Waste collection.....	501	12/08	132.1	132.5	134.4	4.0	1.4
Solid waste collection.....	5011	12/08	132.1	132.5	134.4	4.0	1.4
Solid waste collection.....	5011-01	12/08	132.1	132.5	134.4	4.0	1.4
Solid waste collection.....	5011-0101	12/08	132.1	132.5	134.4	4.0	1.4
Health care services.....	51	06/09	121.5	122.2	122.9	2.4	0.6
Outpatient care (partial).....	511	06/09	117.0	117.5	118.0	2.1	0.4
Outpatient care (partial).....	5111	06/09	117.0	117.5	118.0	2.1	0.4
Physician care.....	5111-01	03/09	110.1	110.1	110.2	0.9	0.1
Medicare patients: physician care.....	5111-0102	06/14	100.7	100.7	101.2	0.2	0.5
Medicaid patients: physician care.....	5111-0103	06/14	86.8	87.1	86.9	0.1	-0.2
Private insurance patients: physician care.....	5111-0104	06/14	104.7	104.7	104.7	1.5	0.0
All other patients: physician care.....	5111-0105	06/14	108.4	108.4	108.5	0.9	0.1
Medical laboratory and diagnostic imaging center care.....	5111-02	03/09	95.6	95.6	94.7	-0.5	-0.9
Medical laboratory care.....	5111-0201	03/09	91.7	91.7	90.3	-1.4	-1.5

See footnotes at end of table.

Table 9. Producer price indexes and percent changes for commodity and service groupings and individual items, not seasonally adjusted — Continued
 [1982=100 unless otherwise indicated]

Commodity	Commodity code	Other index base	Index			Percent change to Jan. 2020 from:	
			Sept. 2019 ¹	Dec. 2019 ¹	Jan. 2020 ¹	Jan. 2019	Dec. 2019
Medicare patients: medical laboratory care.....	5111-02011	06/14	84.1	84.1	77.3	-8.1	-8.1
Medicaid patients: medical laboratory care.....	5111-02012	06/14	96.8	96.8	96.8	-0.2	0.0
Private insurance patients: medical laboratory care.....	5111-02013	06/14	98.1	98.0	97.9	0.1	-0.1
All other patients: medical laboratory care.....	5111-02014	06/14	100.6	100.6	100.6	0.0	0.0
Diagnostic imaging center care.....	5111-0202	03/09	101.6	101.6	101.5	0.8	-0.1
Medicare and Medicaid patients: diagnostic imaging center care.....	5111-02021	06/14	93.3	93.3	93.1	-0.2	-0.2
Private insurance and all other patients: diagnostic imaging center care.....	5111-02024	06/14	103.6	103.6	103.6	1.2	0.0
Home health and hospice care.....	5111-03	12/08	112.3	112.3	112.6	0.7	0.3
Home health and hospice care.....	5111-0301	12/08	112.3	112.3	112.6	0.7	0.3
Medicare and Medicaid patients: home health and hospice care.....	5111-030101	12/08	108.3	108.4	108.5	0.6	0.1
Medicare patients: home health and hospice care.....	5111-0301011	12/08	104.6	104.7	104.7	0.1	0.0
Medicaid patients: home health and hospice care.....	5111-0301012	12/08	112.3	112.3	112.5	1.0	0.2
Private insurance and all other patients: home health and hospice care.....	5111-030102	12/08	126.3	126.3	127.6	1.5	1.0
Private insurance patients: home health and hospice care.....	5111-0301021	06/14	104.6	104.7	104.7	1.3	0.0
All other patients: home health and hospice care.....	5111-0301022	06/14	126.1	126.1	128.2	1.7	1.7
Hospital outpatient care.....	5111-04	12/08	131.8	132.9	134.3	4.0	1.1
Hospital outpatient care.....	5111-0401	12/08	131.8	132.9	134.3	4.0	1.1
Hospital outpatient care, general medical & surgical hospitals.....	5111-04011	12/08	131.2	132.3	133.8	4.1	1.1
Medicare patients: hospital outpatient care, general medical and surgical hospitals.....	5111-040111	06/14	106.6	107.0	110.0	3.1	2.8
Medicaid patients: hospital outpatient care, general medical and surgical hospitals.....	5111-040112	06/14	95.6	95.6	95.9	2.6	0.3
Private insurance and all other patients: outpatient care, gen. medical and surgical hospitals.....	5111-040113	06/14	115.8	117.0	117.9	4.3	0.8
Hospital outpatient care, specialty hospitals.....	5111-04013	04/09	129.3	-	-	-	-
Dental care.....	5111-05	06/10	116.4	117.0	117.3	1.4	0.3
Private insurance patients: dental care.....	5111-0502	06/14	108.8	108.7	108.9	0.5	0.2
Private insurance patients: dental visits and consultations.....	5111-05021	06/14	110.3	110.4	110.4	0.9	0.0
Private insurance patients: dental surgical intervention services.....	5111-05022	06/14	109.2	109.2	109.9	0.5	0.6
Private insurance patients: dental non-surgical intervention services.....	5111-05023	06/14	107.7	107.5	107.6	0.2	0.1
Medicare, Medicaid and all other patients: dental care.....	5111-0503	06/14	108.2	109.7	110.0	2.5	0.3
Medicare, Medicaid and all other patients: dental visits and consultations.....	5111-05031	06/14	113.1	113.1	113.3	2.0	0.2
Medicare, Medicaid and all other patients: dental surgical intervention services.....	5111-05032	06/14	102.9	102.9	104.1	1.4	1.2
Medicare and Medicaid and all other patients: dental non-surgical intervention services.....	5111-05033	06/14	106.7	109.6	109.7	3.3	0.1
Inpatient care.....	512	06/09	128.0	129.1	130.2	3.1	0.9
Inpatient care.....	5121	06/09	128.0	129.1	130.2	3.1	0.9
Hospital inpatient care.....	5121-01	12/08	129.7	130.9	132.2	3.4	1.0
Hospital inpatient care.....	5121-0101	12/08	129.7	130.9	132.2	3.4	1.0
Hospital inpatient care, general medical and surgical hospitals.....	5121-01011	12/08	130.7	131.9	133.3	3.5	1.1
Medicare patients: hospital inpatient care, general medical and surgical hospitals.....	5121-010111	06/14	107.6	110.9	110.9	3.1	0.0
Medicaid patients: hospital inpatient care, general medical and surgical hospitals.....	5121-010112	06/14	102.4	102.4	102.4	0.1	0.0
Private insur. & all other patients: hospital inpatient, general medical and surgical hospitals.....	5121-010113	06/14	117.1	116.8	119.2	4.6	2.1
Private insurance patients: hospital inpatient care, general medical and surgical hospitals.....	5121-0101131	06/14	116.9	116.5	119.0	4.5	2.1
All other patients: hospital inpatient care, general medical and surgical hospitals.....	5121-0101132	06/14	118.5	118.5	120.3	4.8	1.5
Hospital inpatient care, psychiatric & substance abuse hospitals.....	5121-01012	12/08	117.6	118.8	118.1	2.3	-0.6
Hospital inpatient care, psychiatric hospitals.....	5121-010121	06/14	112.8	-	-	-	-
Medicare patients: hospital inpatient care, psychiatric hospitals.....	5121-0101211	06/14	105.0	-	-	-	-
Medicaid patients: hospital inpatient care, psychiatric hospitals.....	5121-0101212	06/14	114.2	-	-	-	-
Private insurance and all other patients: hospital inpatient care, psychiatric hospitals.....	5121-0101213	06/14	113.2	-	-	-	-
Hospital inpatient care, specialty hospitals.....	5121-01013	12/08	117.4	118.5	119.2	2.5	0.6
Medicare patients: hospital inpatient care, specialty hospitals.....	5121-010131	06/14	99.9	103.0	103.2	4.1	0.2
Medicaid patients: hospital inpatient care, specialty hospitals.....	5121-010132	06/14	110.4	112.6	114.6	5.3	1.8
Private insurance and all other patients: hospital inpatient care, specialty hospitals.....	5121-010133	06/14	105.2	104.2	105.0	0.8	0.8
Nursing home care.....	5121-02	12/08	126.8	127.6	128.1	2.0	0.4
Nursing home care.....	5121-0201	12/08	126.8	127.6	128.1	2.0	0.4
Medicare and Medicaid patients: Nursing home care.....	5121-020101	12/08	121.5	122.6	123.3	2.6	0.6
Medicaid patients: Nursing home care.....	5121-0201011	06/12	118.9	118.8	120.0	2.7	1.0
Medicare patients: Nursing home care.....	5121-0201012	06/12	109.7	112.4	112.3	2.6	-0.1
Private insurance and all other patients: Nursing home care.....	5121-020102	12/08	134.2	134.8	135.0	1.4	0.1
Private insurance patients: Nursing home care.....	5121-0201021	06/14	104.9	104.9	104.9	2.7	0.0
All other patients: Nursing home care.....	5121-0201022	06/14	118.2	118.8	119.0	1.1	0.2

See footnotes at end of table.

Table 9. Producer price indexes and percent changes for commodity and service groupings and individual items, not seasonally adjusted — Continued
 [1982=100 unless otherwise indicated]

Commodity	Commodity code	Other index base	Index			Percent change to Jan. 2020 from:	
			Sept. 2019 ¹	Dec. 2019 ¹	Jan. 2020 ¹	Jan. 2019	Dec. 2019
Intellectual and developmental disability center care.....	5121-03	12/08	153.1	153.4	153.8	2.2	0.3
Intellectual and developmental disability center care.....	5121-0301	12/08	153.1	153.4	153.8	2.2	0.3
Medicaid patients: Intellectual and developmental disability center care.....	5121-030101	06/14	122.0	121.5	122.0	2.2	0.4
Medicare, private ins. & all other patients: Intellectual & develop. disability center care.....	5121-030102	06/14	110.6	113.9	113.1	2.3	-0.7
Sales of blood and blood products, organs, and tissues.....	513	03/09	106.1	106.4	106.8	0.8	0.4
Sales of blood and blood products, organs, and tissues.....	5131	03/09	106.1	106.4	106.8	0.8	0.4
Sales of blood and blood products, organs, and tissues.....	5131-01	03/09	106.1	106.4	106.8	0.8	0.4
Sales of blood and blood products, organs, and tissues.....	5131-0101	03/09	106.1	106.4	106.8	0.8	0.4
Accommodation services.....	53	06/09	123.6	114.5	120.3	4.4	5.1
Traveler accommodation services.....	531	06/09	123.6	114.5	120.3	4.4	5.1
Traveler accommodation services.....	5311	06/09	123.6	114.5	120.3	4.4	5.1
Guestroom or unit rental.....	5311-01	03/09	128.3	117.9	124.4	4.7	5.5
Guestroom or unit rental.....	5311-0101	03/09	128.3	117.9	124.4	4.7	5.5
Other traveler accommodation services.....	5311-02	03/09	118.2	119.2	118.6	0.9	-0.5
Other traveler accommodation services.....	5311-0201	03/09	118.2	119.2	118.6	0.9	-0.5
Food and beverage for immediate consumption services (partial).....	54	06/09	120.0	120.8	123.3	3.9	2.1
Food and beverage for immediate consumption services (partial).....	541	06/09	120.0	120.8	123.3	3.9	2.1
Food and nonalcoholic beverages for immediate consumption (partial).....	5411	04/09	117.3	118.2	121.1	4.2	2.5
Food and nonalcoholic beverages for immediate consumption (partial).....	5411-01	04/09	117.3	118.2	121.1	4.2	2.5
Food and nonalcoholic beverages for immediate consumption (partial).....	5411-0101	04/09	117.3	118.2	121.1	4.2	2.5
Alcoholic beverages for immediate consumption (partial).....	5412	12/08	136.8	137.1	137.5	2.6	0.3
Alcoholic beverages for immediate consumption (partial).....	5412-01	12/08	136.8	137.1	137.5	2.6	0.3
Alcoholic beverages for immediate consumption (partial).....	5412-0101	12/08	136.8	137.1	137.5	2.6	0.3
Repair and maintenance services (partial).....	55	06/09	130.7	130.7	132.2	2.2	1.1
Commercial and industrial machinery and equipment repair and maintenance.....	551	03/09	124.4	124.6	126.8	2.1	1.8
Commercial and industrial machinery and equipment repair and maintenance.....	5511	03/09	124.4	124.6	126.8	2.1	1.8
Commercial machinery repair and maintenance.....	5511-01	03/09	124.4	124.6	126.8	2.1	1.8
Commercial machinery repair and maintenance.....	5511-0101	03/09	124.4	124.6	126.8	2.1	1.8
Motor vehicle repair and maintenance (partial).....	552	12/08	139.0	139.0	139.7	2.4	0.5
Motor vehicle repair and maintenance (partial).....	5521	12/08	139.0	139.0	139.7	2.4	0.5
Motor vehicle repair and maintenance (partial).....	5521-01	12/08	139.0	139.0	139.7	2.4	0.5
Motor vehicle repair and maintenance (partial).....	5521-0101	12/08	139.0	139.0	139.7	2.4	0.5
Ship repair and maintenance.....	553	06/09	112.3	112.3	112.3	0.5	0.0
Ship repair and maintenance.....	5531	06/09	112.3	112.3	112.3	0.5	0.0
Ship repair, military.....	5531-01	12/08	111.1	111.1	111.1	0.0	0.0
Ship repair, military.....	5531-0101	12/08	111.1	111.1	111.1	0.0	0.0
Ship repair, nonmilitary.....	5531-02	12/08	113.1	113.1	113.1	2.0	0.0
Ship repair, nonmilitary.....	5531-0201	12/08	113.1	113.1	113.1	2.0	0.0
Aircraft repair and maintenance.....	554	04/09	126.2	125.7	128.8	2.1	2.5
Aircraft repair and maintenance.....	5541	04/09	126.2	125.7	128.8	2.1	2.5
Aircraft repair and maintenance.....	5541-01	04/09	126.2	125.7	128.8	2.1	2.5
Aircraft repair and maintenance.....	5541-0101	04/09	126.2	125.7	128.8	2.1	2.5
Entertainment services (partial).....	56	06/09	116.1	115.4	115.5	-0.3	0.1
Membership dues and admissions and recreation facility use fees (partial).....	561	06/09	123.9	124.9	124.1	-0.2	-0.6
Membership dues and admissions and recreation facility use fees (partial).....	5611	06/09	123.9	124.9	124.1	-0.2	-0.6
Membership dues.....	5611-01	04/09	115.5	112.5	112.0	-1.6	-0.4
Membership dues, golf courses and country clubs.....	5611-0101	04/09	130.4	130.6	131.0	0.8	0.3
Membership dues, fitness and recreational sports centers.....	5611-0102	04/09	106.3	101.4	100.5	-3.3	-0.9
Admissions and recreational facilities use fees (partial).....	5611-02	12/08	135.9	145.7	144.3	2.2	-1.0
Admissions and recreational facilities use fees, golf courses and country clubs.....	5611-0201	12/08	99.1	108.3	109.4	-1.5	1.0
Admissions and recreational facilities use fees, fitness and recreational sports centers.....	5611-0202	12/08	128.6	129.8	134.8	7.1	3.9
Admissions and recreational facilities use fees, amusement and theme parks.....	5611-0203	12/08	168.9	180.3	176.1	3.7	-2.3
Recreational activity instruction fees (partial).....	562	12/08	120.2	120.2	120.4	1.4	0.2
Recreational activity instruction fees (partial).....	5621	12/08	120.2	120.2	120.4	1.4	0.2
Recreational activity instruction fees (partial).....	5621-01	12/08	120.2	120.2	120.4	1.4	0.2
Recreational activity instruction fees (partial).....	5621-0101	12/08	120.2	120.2	120.4	1.4	0.2
Gaming receipts (partial).....	563	12/08	109.1	106.5	107.6	-0.3	1.0
Gaming receipts (partial).....	5631	12/08	109.1	106.5	107.6	-0.3	1.0

See footnotes at end of table.

Table 9. Producer price indexes and percent changes for commodity and service groupings and individual items, not seasonally adjusted — Continued
 [1982=100 unless otherwise indicated]

Commodity	Commodity code	Other index base	Index			Percent change to Jan. 2020 from:	
			Sept. 2019 ¹	Dec. 2019 ¹	Jan. 2020 ¹	Jan. 2019	Dec. 2019
Gaming receipts (partial).....	5631-01	12/08	109.1	106.5	107.6	-0.3	1.0
Gaming receipts (partial).....	5631-0101	12/08	109.1	106.5	107.6	-0.3	1.0
Wholesale trade services.....	57	06/09	123.0	123.3	123.5	2.4	0.2
Machinery and equipment and parts and supplies wholesaling.....	571	06/09	125.9	129.0	127.9	2.4	-0.9
Machinery and equipment and parts and supplies wholesaling.....	5711	06/09	125.9	129.0	127.9	2.4	-0.9
Parts and supplies for machinery and equipment wholesaling.....	5711-02	03/09	131.1	136.5	133.1	8.0	-2.5
Parts and supplies for machinery and equipment wholesaling.....	5711-0201	03/09	131.1	136.5	133.1	8.0	-2.5
Machinery and vehicle wholesaling.....	5711-03	05/19	94.5	95.8	97.8	-	2.1
Machinery and vehicle wholesaling.....	5711-0301	05/19	94.5	95.8	97.8	-	2.1
Professional and commercial equipment wholesaling.....	5711-04	05/19	95.0	95.4	91.8	-	-3.8
Professional and commercial equipment wholesaling.....	5711-0401	05/19	95.0	95.4	91.8	-	-3.8
Furnishings wholesaling.....	572	03/09	104.1	101.4	100.9	7.1	-0.5
Furnishings wholesaling.....	5721	03/09	104.1	101.4	100.9	7.1	-0.5
Furnishings wholesaling.....	5721-01	03/09	104.1	101.4	100.9	7.1	-0.5
Furnishings wholesaling.....	5721-0101	03/09	104.1	101.4	100.9	7.1	-0.5
Building materials, paint, and hardware wholesaling.....	573	03/09	101.1	101.6	103.1	3.9	1.5
Building materials, paint, and hardware wholesaling.....	5731	03/09	101.1	101.6	103.1	3.9	1.5
Building materials, paint, and hardware wholesaling.....	5731-01	03/09	101.1	101.6	103.1	3.9	1.5
Building materials, paint, and hardware wholesaling.....	5731-0101	03/09	101.1	101.6	103.1	3.9	1.5
Metals, minerals, and ores wholesaling.....	574	03/09	169.6	166.3	169.0	2.8	1.6
Metals, minerals, and ores wholesaling.....	5741	03/09	169.6	166.3	169.0	2.8	1.6
Metals, minerals, and ores wholesaling.....	5741-01	03/09	169.6	166.3	169.0	2.8	1.6
Metals, minerals, and ores wholesaling.....	5741-0101	03/09	169.6	166.3	169.0	2.8	1.6
Chemicals and allied products wholesaling.....	575	03/09	115.9	110.4	112.2	5.7	1.6
Chemicals and allied products wholesaling.....	5751	03/09	115.9	110.4	112.2	5.7	1.6
Chemicals and allied products wholesaling.....	5751-01	03/09	115.9	110.4	112.2	5.7	1.6
Chemicals and allied products wholesaling.....	5751-0101	03/09	115.9	110.4	112.2	5.7	1.6
Paper and plastics products wholesaling.....	576	03/09	138.5	138.9	140.2	3.6	0.9
Paper and plastics products wholesaling.....	5761	03/09	138.5	138.9	140.2	3.6	0.9
Paper and plastics products wholesaling.....	5761-01	03/09	138.5	138.9	140.2	3.6	0.9
Paper and plastics products wholesaling.....	5761-0101	03/09	138.5	138.9	140.2	3.6	0.9
Apparel wholesaling.....	577	03/09	122.1	122.9	121.0	2.4	-1.5
Apparel wholesaling.....	5771	03/09	122.1	122.9	121.0	2.4	-1.5
Apparel wholesaling.....	5771-01	03/09	122.1	122.9	121.0	2.4	-1.5
Apparel wholesaling.....	5771-0101	03/09	122.1	122.9	121.0	2.4	-1.5
Food and alcohol wholesaling.....	578	06/09	115.2	113.5	114.9	-0.6	1.2
Food and alcohol wholesaling.....	5781	06/09	115.2	113.5	114.9	-0.6	1.2
Food wholesaling.....	5781-01	03/09	114.1	112.0	113.6	-1.0	1.4
Food wholesaling.....	5781-0101	03/09	114.1	112.0	113.6	-1.0	1.4
Alcohol wholesaling.....	5781-02	02/09	120.2	120.6	121.0	1.6	0.3
Alcohol wholesaling.....	5781-0201	02/09	120.2	120.6	121.0	1.6	0.3
Other commodities wholesaling.....	579	03/09	119.0	119.7	120.6	1.2	0.8
Other commodities wholesaling.....	5791	03/09	119.0	119.7	120.6	1.2	0.8
Other commodities wholesaling.....	5791-01	03/09	119.0	119.7	120.6	1.2	0.8
Other commodities wholesaling.....	5791-0101	03/09	119.0	119.7	120.6	1.2	0.8
Retail trade services.....	58	06/09	120.0	117.7	120.2	2.6	2.1
Food and alcohol retailing.....	581	03/09	135.3	134.2	135.6	1.2	1.0
Food and alcohol retailing.....	5811	03/09	135.3	134.2	135.6	1.2	1.0
Food retailing.....	5811-02	09/15	107.8	106.5	107.5	1.3	0.9
Food retailing.....	5811-0201	09/15	107.8	106.5	107.5	1.3	0.9
Alcohol retailing.....	5811-03	09/15	103.7	105.3	107.6	0.0	2.2
Alcohol retailing.....	5811-0301	09/15	103.7	105.3	107.6	0.0	2.2
Health and beauty care retailing, including optical goods.....	582	03/09	124.4	125.6	129.6	5.5	3.2
Health and beauty care retailing, including optical goods.....	5821	03/09	124.4	125.6	129.6	5.5	3.2
Health and beauty care retailing, including optical goods.....	5821-01	03/09	124.4	125.6	129.6	5.5	3.2
Health and beauty care retailing, including optical goods.....	5821-0101	03/09	124.4	125.6	129.6	5.5	3.2
Apparel, jewelry, footwear, and accessories retailing.....	583	06/09	115.5	107.0	114.8	6.6	7.3
Apparel, jewelry, footwear, and accessories retailing.....	5831	06/09	115.5	107.0	114.8	6.6	7.3
Apparel, footwear, and accessories retailing.....	5831-01	03/09	112.1	103.0	111.6	7.9	8.3
Apparel, footwear, and accessories retailing.....	5831-0101	03/09	112.1	103.0	111.6	7.9	8.3

See footnotes at end of table.

Table 9. Producer price indexes and percent changes for commodity and service groupings and individual items, not seasonally adjusted — Continued
 [1982=100 unless otherwise indicated]

Commodity	Commodity code	Other index base	Index			Percent change to Jan. 2020 from:	
			Sept. 2019 ¹	Dec. 2019 ¹	Jan. 2020 ¹	Jan. 2019	Dec. 2019
Jewelry retailing.....	5831-02	03/09	121.7	116.9	119.9	0.3	2.6
Jewelry retailing.....	5831-0201	03/09	121.7	116.9	119.9	0.3	2.6
Computer hardware, software, and supplies retailing.....	584	03/09	94.0	92.6	89.8	-3.9	-3.0
Computer hardware, software, and supplies retailing.....	5841	03/09	94.0	92.6	89.8	-3.9	-3.0
Computer hardware, software, and supplies retailing.....	5841-01	03/09	94.0	92.6	89.8	-3.9	-3.0
Computer hardware, software, and supplies retailing.....	5841-0101	03/09	94.0	92.6	89.8	-3.9	-3.0
TV, video, and photographic equipment and supplies retailing.....	585	03/09	58.0	53.5	54.8	-2.7	2.4
TV, video, and photographic equipment and supplies retailing.....	5851	03/09	58.0	53.5	54.8	-2.7	2.4
TV, video, and photographic equipment and supplies retailing.....	5851-01	03/09	58.0	53.5	54.8	-2.7	2.4
TV, video, and photographic equipment and supplies retailing.....	5851-0101	03/09	58.0	53.5	54.8	-2.7	2.4
Automobiles and automobile parts retailing.....	586	06/09	96.1	96.1	94.1	0.7	-2.1
Automobiles and automobile parts retailing.....	5861	06/09	96.1	96.1	94.1	0.7	-2.1
Automobile retailing (Partial).....	5861-01	03/09	78.9	77.1	75.0	-1.8	-2.7
Automobile retailing (Partial).....	5861-0101	03/09	78.9	77.1	75.0	-1.8	-2.7
Automotive parts, including tires, retailing.....	5861-02	03/09	113.6	115.8	114.0	3.2	-1.6
Automotive parts, including tires, retailing.....	5861-0201	03/09	113.6	115.8	114.0	3.2	-1.6
RVs, trailers, and campers retailing.....	588	03/09	106.3	106.4	106.0	-0.7	-0.4
RVs, trailers, and campers retailing.....	5881	03/09	106.3	106.4	106.0	-0.7	-0.4
RVs, trailers, and campers retailing.....	5881-01	03/09	106.3	106.4	106.0	-0.7	-0.4
RVs, trailers, and campers retailing.....	5881-0101	03/09	106.3	106.4	106.0	-0.7	-0.4
Sporting goods, including boats, retailing.....	589	03/09	115.2	109.7	114.5	2.5	4.4
Sporting goods, including boats, retailing.....	5891	03/09	115.2	109.7	114.5	2.5	4.4
Sporting goods, including boats, retailing.....	5891-01	03/09	115.2	109.7	114.5	2.5	4.4
Sporting goods, including boats, retailing.....	5891-0101	03/09	115.2	109.7	114.5	2.5	4.4
Lawn, garden, and farm equipment and supplies retailing.....	58A	03/09	112.4	114.0	110.4	-0.4	-3.2
Lawn, garden, and farm equipment and supplies retailing.....	58A1	03/09	112.4	114.0	110.4	-0.4	-3.2
Lawn, garden, and farm equipment and supplies retailing.....	58A1-01	03/09	112.4	114.0	110.4	-0.4	-3.2
Lawn, garden, and farm equipment and supplies retailing.....	58A1-0101	03/09	112.4	114.0	110.4	-0.4	-3.2
Furniture retailing.....	58B	03/09	107.0	103.7	106.4	1.9	2.6
Furniture retailing.....	58B1	03/09	107.0	103.7	106.4	1.9	2.6
Furniture retailing.....	58B1-01	03/09	107.0	103.7	106.4	1.9	2.6
Furniture retailing.....	58B1-0101	03/09	107.0	103.7	106.4	1.9	2.6
Flooring and floor coverings retailing.....	58C	03/09	101.9	101.3	102.9	2.8	1.6
Flooring and floor coverings retailing.....	58C1	03/09	101.9	101.3	102.9	2.8	1.6
Flooring and floor coverings retailing.....	58C1-01	03/09	101.9	101.3	102.9	2.8	1.6
Flooring and floor coverings retailing.....	58C1-0101	03/09	101.9	101.3	102.9	2.8	1.6
Hardware and building materials and supplies retailing.....	58D	03/09	126.2	121.7	124.0	0.8	1.9
Hardware and building materials and supplies retailing.....	58D1	03/09	126.2	121.7	124.0	0.8	1.9
Hardware and building materials and supplies retailing.....	58D1-01	03/09	126.2	121.7	124.0	0.8	1.9
Hardware and building materials and supplies retailing.....	58D1-0101	03/09	126.2	121.7	124.0	0.8	1.9
Major household appliance retailing.....	58E	03/09	92.3	95.3	95.3	2.9	0.0
Major household appliance retailing.....	58E1	03/09	92.3	95.3	95.3	2.9	0.0
Major household appliance retailing.....	58E1-01	03/09	92.3	95.3	95.3	2.9	0.0
Major household appliance retailing.....	58E1-0101	03/09	92.3	95.3	95.3	2.9	0.0
Fuels and lubricants retailing.....	58F	06/09	175.7	169.6	177.1	-3.0	4.4
Fuels and lubricants retailing.....	58F1	06/09	175.7	169.6	177.1	-3.0	4.4
Automotive fuels and lubricants retailing.....	58F1-01	03/09	221.9	214.4	221.7	-4.1	3.4
Automotive fuels and lubricants retailing.....	58F1-0101	03/09	221.9	214.4	221.7	-4.1	3.4
Household fuels retailing.....	58F1-02	03/09	134.0	128.6	142.9	4.5	11.1
Household fuels retailing.....	58F1-0201	03/09	134.0	128.6	142.9	4.5	11.1
Cleaning supplies and paper products retailing.....	58G	03/09	149.5	149.2	146.5	2.5	-1.8
Cleaning supplies and paper products retailing.....	58G1	03/09	149.5	149.2	146.5	2.5	-1.8
Cleaning supplies and paper products retailing.....	58G1-01	03/09	149.5	149.2	146.5	2.5	-1.8
Cleaning supplies and paper products retailing.....	58G1-0101	03/09	149.5	149.2	146.5	2.5	-1.8
Book retailing.....	58H	03/09	120.3	126.8	128.0	7.9	0.9
Book retailing.....	58H1	03/09	120.3	126.8	128.0	7.9	0.9
Book retailing.....	58H1-01	03/09	120.3	126.8	128.0	7.9	0.9
Book retailing.....	58H1-0101	03/09	120.3	126.8	128.0	7.9	0.9
Other merchandise retailing (partial).....	58I	03/09	108.7	108.9	109.0	5.4	0.1

See footnotes at end of table.

Table 9. Producer price indexes and percent changes for commodity and service groupings and individual items, not seasonally adjusted — Continued
 [1982=100 unless otherwise indicated]

Commodity	Commodity code	Other index base	Index			Percent change to Jan. 2020 from:	
			Sept. 2019 ¹	Dec. 2019 ¹	Jan. 2020 ¹	Jan. 2019	Dec. 2019
Other merchandise retailing (partial).....	5811	03/09	108.7	108.9	109.0	5.4	0.1
Other merchandise retailing (partial).....	5811-01	03/09	108.7	108.9	109.0	5.4	0.1
Other merchandise retailing (partial).....	5811-0101	03/09	108.7	108.9	109.0	5.4	0.1
Metal treatment services.....	59	12/84	188.1	187.6	189.8	0.5	1.2
Metal treatment services.....	591	12/84	188.1	187.6	189.8	0.5	1.2
Metal treatment services.....	5911	12/84	188.1	187.6	189.8	0.5	1.2
Metal plating and polishing.....	5911-01	12/84	215.0	214.8	214.4	0.4	-0.2
Metal plating and polishing.....	5911-0111	12/84	215.0	214.8	214.4	0.4	-0.2
Metal coating and allied services.....	5911-02	12/84	177.1	175.9	180.0	0.2	2.3
Metal coating and allied services.....	5911-0222	12/84	177.1	175.9	180.0	0.2	2.3
Metal heat treating.....	5911-03	06/85	156.5	157.1	158.2	1.3	0.7
Metal heat treating.....	5911-0349	06/06	123.8	124.2	125.1	1.3	0.7
Mining services.....	60	06/85	231.7	230.5	230.3	-2.4	-0.1
Mining services.....	601	06/85	231.7	230.5	230.3	-2.4	-0.1
Mining services.....	6011	06/85	231.7	230.5	230.3	-2.4	-0.1
Metal mining services.....	6011-01	12/85	163.2	163.2	166.8	5.2	2.2
Metal mining services.....	6011-0101	12/85	163.2	163.2	166.8	5.2	2.2
Support activities for coal mining.....	6011-02	06/85	192.3	199.2	199.1	5.3	-0.1
Support activities for coal mining.....	6011-0201	06/85	192.3	199.2	199.1	5.3	-0.1
Drilling oil and gas wells services.....	6011-03	12/85	337.3	334.8	332.7	-3.3	-0.6
Drilling oil and gas wells services.....	6011-0301	12/85	337.3	334.8	332.7	-3.3	-0.6
Support activities for oil and gas operations.....	6011-04	12/85	198.3	197.3	197.4	-2.4	0.1
Support activities for oil and gas operations.....	6011-0401	12/85	198.3	197.3	197.4	-2.4	0.1
Nonmetallic minerals mining services.....	6011-05	06/85	140.6	140.6	140.6	0.0	0.0
Nonmetallic minerals mining services.....	6011-0501	06/85	140.6	140.6	140.6	0.0	0.0
Contract work on textile products, apparel, and leather.....	61	06/10	116.0	116.1	118.4	4.1	2.0
Contract work on textile products and apparel.....	611	06/10	116.1	116.2	118.5	4.2	2.0
Contract work on textile products and apparel.....	6111	06/10	116.1	116.2	118.5	4.2	2.0
Commission receipts for throwing, texturing, or winding filament yarns.....	6111-01	12/88	128.1	-	-	-	-
Commission receipts for throwing, texturing, or winding filament yarns.....	6111-0101	12/88	128.1	-	-	-	-
Contract work on textile products.....	6111-02	06/87	181.1	181.9	187.2	4.6	2.9
Commission finishing of broadwoven fabrics.....	6111-0201	06/87	201.9	202.9	209.8	5.4	3.4
Commission finishing of cotton broadwoven fabrics.....	6111-02011	06/08	131.7	131.6	141.8	7.9	7.8
Other commission finishing of broadwoven fabrics (excl. cotton & wool).....	6111-02012	06/08	163.3	164.8	164.8	3.4	0.0
Commission knit or knit & finishing of weft & warp knit fabric.....	6111-0204	12/94	107.3	107.3	107.3	0.0	0.0
Contract work on apparel.....	6111-03	06/87	135.5	135.5	137.7	4.2	1.6
Contract work on women's, girls' and infants' apparel.....	6111-031	12/11	107.8	107.8	109.2	5.7	1.3
Contract work on women's, girls', and infants' shirts and blouses.....	6111-0311	06/07	111.9	111.9	112.2	10.8	0.3
Contract work on women's, girls', and infants' dresses.....	6111-0312	06/07	101.0	101.0	101.1	0.1	0.1
Contract work on women's, girls', and infants' nontailored coats, jackets, & other outerwear.....	6111-0313	06/07	102.8	102.8	106.6	3.7	3.7
Contract work on women's/girls'/infants' skirts, tailored suits/coats, underwear/nightwear, etc.....	6111-0314	06/07	102.3	102.3	-	-	-
Contract work on men's and boys' (including unisex) apparel.....	6111-032	12/11	111.2	111.2	113.4	2.0	2.0
Contract work on men's and boys' pants, work apparel, and other outerwear.....	6111-0321	06/07	105.2	105.2	105.9	0.7	0.7
Contract work on men's and boys' shirts, tailored suits/coats/jackets, & underwear/nightwear.....	6111-0323	06/07	132.2	132.2	142.8	7.9	8.0
Contract & commission receipts for tanning or finishing leather owned by others.....	612	06/11	110.7	110.7	110.7	0.5	0.0
Contract & commission receipts for tanning or finishing leather owned by others.....	6121	06/11	110.7	110.7	110.7	0.5	0.0
Contract and commission receipts for tanning or finishing leather owned by others.....	6121-01	12/97	146.0	146.0	146.0	0.6	0.0
Contract and commission receipts for tanning or finishing leather owned by others.....	6121-0101	12/97	146.0	146.0	146.0	0.6	0.0
Construction (partial).....	80	06/09	123.3	123.7	124.7	3.5	0.8
New nonresidential building construction.....	801	06/09	125.9	126.3	127.3	3.7	0.8
New nonresidential building construction.....	8011	06/09	125.9	126.3	127.3	3.7	0.8
New warehouse building construction.....	8011-01	12/04	161.6	162.1	162.8	4.6	0.4
New warehouse building construction.....	8011-0101	12/04	161.6	162.1	162.8	4.6	0.4
New school building construction.....	8011-02	12/05	171.3	171.7	173.5	4.7	1.0
New school building construction.....	8011-0201	12/05	171.3	171.7	173.5	4.7	1.0
New office building construction.....	8011-03	06/06	143.6	144.2	145.3	3.2	0.8
New office building construction.....	8011-0301	06/06	143.6	144.2	145.3	3.2	0.8
New industrial building construction.....	8011-04	06/07	136.6	137.7	138.4	4.1	0.5
New industrial building construction.....	8011-0401	06/07	136.6	137.7	138.4	4.1	0.5
New health care building construction.....	8011-05	06/12	117.4	117.6	118.6	2.9	0.9

See footnotes at end of table.

Table 9. Producer price indexes and percent changes for commodity and service groupings and individual items, not seasonally adjusted — Continued
 [1982=100 unless otherwise indicated]

Commodity	Commodity code	Other index base	Index			Percent change to Jan. 2020 from:	
			Sept. 2019 ¹	Dec. 2019 ¹	Jan. 2020 ¹	Jan. 2019	Dec. 2019
New health care building construction.....	8011-0501	06/12	117.4	117.6	118.6	2.9	0.9
Maintenance and repair of nonresidential buildings (partial).....	802	04/09	121.1	121.3	122.3	2.6	0.8
Maintenance and repair of nonresidential buildings (partial).....	8021	04/09	121.1	121.3	122.3	2.6	0.8
Maintenance and repair of nonresidential buildings (partial).....	8021-01	04/09	121.1	121.3	122.3	2.6	0.8
Maintenance and repair of nonresidential buildings (partial).....	8021-0101	04/09	121.1	121.3	122.3	2.6	0.8

¹ The indexes for September 2019 have been recalculated to incorporate late reports and corrections by respondents. All indexes are subject to revision 4 months after original publication.

² Due to incomplete coverage of the services sector, some services indexes in this table reflect only a portion of their wherever-provided output. These indexes are flagged using the term "partial" at the end of their titles. For more information regarding wherever-provided services indexes, go to <https://www.bls.gov/ppi/wepnotice.htm>. This webpage includes methodology documentation, a table identifying missing coverage areas for those indexes with incomplete coverage, and a concordance table between wherever-provided services indexes and Census product codes.

"-" Data not available.

n.e.c. = Not elsewhere classified.

Table 10. Producer price indexes for the net output of selected industries and industry groups, not seasonally adjusted

Industry ¹	Industry code	Index base	Index			Percent change to Jan. 2020 from:	
			Sept. 2019 ²	Dec. 2019 ²	Jan. 2020 ²	Jan. 2019	Dec. 2019
Total mining, utilities, and manufacturing industries.....		12/06	124.5	123.7	123.7	0.6	0.0
Total mining industries.....		12/84	166.1	171.0	166.5	-7.5	-2.6
Oil and gas extraction.....	211	12/85	131.2	139.4	130.4	-16.4	-6.5
Mining (except oil & gas).....	212	12/03	236.0	237.7	241.2	4.6	1.5
Mining support activities.....	213	06/09	110.1	109.7	109.6	-1.9	-0.1
Utilities.....	221	12/03	154.7	140.0	140.6	-3.5	0.4
Total manufacturing industries.....		12/84	195.9	196.7	196.8	1.3	0.1
Food mfg.....	311	12/84	202.2	202.6	202.2	2.0	-0.2
Beverage & tobacco mfg.....	312	12/03	157.9	159.5	160.5	3.3	0.6
Textile mills.....	313	12/84	134.9	134.4	134.4	-0.4	0.0
Textile product mills.....	314	12/03	139.0	138.9	139.3	0.1	0.3
Apparel manufacturing.....	315	12/03	116.8	116.7	117.2	1.6	0.4
Leather and allied product manufacturing.....	316	12/84	175.1	175.2	175.8	0.6	0.3
Wood product manufacturing.....	321	12/03	135.6	135.6	135.9	0.3	0.2
Paper manufacturing.....	322	12/03	144.4	144.2	144.4	-1.1	0.1
Printing and related support activities.....	323	12/03	120.5	120.5	121.3	2.9	0.7
Petroleum and coal products manufacturing.....	324	12/84	236.6	241.4	237.0	4.6	-1.8
Chemical mfg.....	325	12/84	290.6	289.4	290.9	-1.0	0.5
Plastics and rubber products mfg.....	326	12/84	192.5	192.1	192.2	-1.1	0.1
Nonmetallic mineral product mfg.....	327	12/84	219.2	218.7	220.5	2.0	0.8
Primary metal mfg.....	331	12/84	202.1	196.3	197.3	-8.8	0.5
Fabricated metal product mfg.....	332	12/84	204.4	204.3	204.8	0.3	0.2
Machinery mfg.....	333	12/03	140.5	140.8	141.3	1.6	0.4
Computer & electronic product mfg.....	334	12/03	89.9	90.2	91.0	1.3	0.9
Electrical equipment, appliance & component mfg.....	335	12/03	147.6	147.7	147.5	-0.3	-0.1
Transportation equipment mfg.....	336	12/03	124.2	125.3	125.1	0.3	-0.2
Furniture & related product mfg.....	337	12/84	211.2	212.5	213.0	2.3	0.2
Miscellaneous mfg.....	339	12/03	127.0	127.3	127.9	1.7	0.5
Material recyclers.....	429930	12/86	273.3	277.6	306.8	-5.1	10.5
Total trade industries.....		12/06	137.5	136.8	137.6	2.6	0.6
Total wholesale trade industries.....		12/06	142.9	144.0	143.2	2.5	-0.6
Merchant wholesalers, durable goods.....	423	06/04	146.7	149.6	147.7	2.7	-1.3
Merchant wholesalers, nondurable goods.....	424	06/05	165.4	164.2	164.7	2.2	0.3
Total retail trade industries.....		12/06	133.3	130.7	133.3	2.8	2.0
Motor vehicle and parts dealers.....	441	12/03	149.2	148.9	148.2	2.5	-0.5
Furniture and home furnishings stores.....	442	12/03	145.5	143.4	147.3	4.2	2.7
Electronics and appliance stores.....	443	12/03	83.3	77.3	79.8	-0.4	3.2
Bldg material and garden equip and supp dealers.....	444	12/03	153.6	149.7	150.6	3.2	0.6
Food and beverage stores.....	445	12/99	200.4	200.2	203.8	4.7	1.8
Health and personal care stores.....	446	12/03	147.3	150.2	153.4	1.1	2.1
Gasoline stations.....	447	06/01	114.9	111.6	113.3	-2.1	1.5
Clothing and clothing accessories stores.....	448	12/03	133.6	125.0	132.7	11.9	6.2
Sporting goods hobby, book and music stores.....	451	12/03	116.7	116.3	117.3	-0.9	0.9
General merchandise stores.....	452	12/03	127.2	126.1	130.0	1.0	3.1
Office supplies, stationery and gift stores.....	4532	12/03	144.2	149.4	145.9	-0.2	-2.3
Nonstore retailers.....	454	12/03	174.3	163.9	170.6	1.7	4.1
Transportation and warehousing industries.....		12/06	136.7	140.2	139.2	1.5	-0.7
Transportation industries.....		12/06	131.3	135.3	133.6	0.9	-1.3
Air transportation.....	481	12/92	224.2	246.6	234.9	0.5	-4.7
Rail transportation.....	482	12/96	198.2	198.8	200.4	2.1	0.8
Water transportation.....	483	12/03	143.2	147.1	148.5	4.9	1.0
Truck transportation.....	484	12/03	146.0	147.2	147.5	0.3	0.2
Pipeline transportation of crude oil.....	486110	06/86	269.8	269.8	270.0	3.6	0.1
Refined petroleum product pipeline transport.....	486910	06/86	212.2	212.2	212.2	3.6	0.0
Transportation support activities.....	488	12/03	128.5	128.5	126.3	1.2	-1.7
Delivery and warehouse industries.....		12/06	159.9	160.1	163.4	4.2	2.1
U.S. Postal Service.....	491	06/89	232.1	232.1	232.1	4.5	0.0
Couriers and messengers.....	492	12/03	232.9	233.2	243.9	5.3	4.6
Warehousing and storage.....	493	12/06	109.4	110.1	109.2	-0.2	-0.8
Services less trade, transportation, and warehousing ³		12/06	124.1	123.4	124.3	1.3	0.7
Information.....		12/06	103.5	103.5	104.1	1.3	0.6
Publishing industries, except Internet.....	511	12/03	116.6	115.9	116.4	-0.1	0.4
Broadcasting, except Internet.....	515	12/03	125.6	127.8	131.0	2.9	2.5
Telecommunications.....	517	12/03	100.5	100.6	101.2	1.9	0.6
Data processing and related services.....	5182	12/03	108.2	107.7	108.4	1.8	0.6

See footnotes at end of table.

Table 10. Producer price indexes for the net output of selected industries and industry groups, not seasonally adjusted — Continued

Industry ¹	Industry code	Index base	Index			Percent change to Jan. 2020 from:	
			Sept. 2019 ²	Dec. 2019 ²	Jan. 2020 ²	Jan. 2019	Dec. 2019
Internet publishing and web search portals.....	519130	12/09	80.8	81.0	79.6	-1.6	-1.7
Selected health care industries.....		12/06	126.4	127.1	127.9	2.0	0.6
Offices of physicians.....	6211	12/96	136.0	136.1	136.3	0.9	0.1
Offices of dentists.....	6212	06/10	116.3	116.9	117.2	1.4	0.3
Medical and diagnostic laboratories.....	6215	12/03	104.2	104.2	103.2	-0.6	-1.0
Home health care services.....	6216	12/96	143.1	144.2	144.6	1.4	0.3
Blood and organ banks.....	621991	06/06	118.0	118.3	118.8	0.8	0.4
Hospitals.....	622	12/92	203.9	205.4	207.7	2.7	1.1
Nursing care facilities.....	6231	12/03	153.7	154.7	155.2	1.9	0.3
Residential mental retardation facilities.....	62321	12/03	181.8	182.1	182.5	2.1	0.2
Other selected services less trade, transportation, and warehousing industries.....		12/06	128.0	126.5	127.4	1.0	0.7
Depository credit intermediation.....	5221	12/03	109.2	102.6	105.0	-5.9	2.3
Security, commodity contracts and like activity.....	523	12/03	202.0	194.5	197.2	3.5	1.4
Insurance carriers and related activities.....	524	12/03	141.0	141.2	141.3	1.2	0.1
Lessors of nonres bldg (exc miniwarehouse).....	53112	12/03	129.4	128.3	130.5	1.7	1.7
Lessors of miniwarehouse and self storage units.....	53113	12/03	149.5	150.1	149.1	-0.2	-0.7
Offices of real estate agents and brokers.....	5312	12/03	146.6	147.4	147.1	3.3	-0.2
Real estate property managers.....	53131	12/03	120.2	118.8	119.8	0.8	0.8
Offices of real estate appraisers.....	531320	12/03	103.2	104.5	104.0	0.4	-0.5
Automotive equipment rental and leasing.....	5321	06/01	127.6	125.4	128.3	3.8	2.3
Other heavy machinery rental and leasing.....	532412	12/03	120.8	120.8	120.9	-1.4	0.1
Legal services.....	5411	12/96	225.0	225.5	230.1	4.4	2.0
Offices of certified public accountants.....	541211	12/03	124.8	125.5	126.1	-0.5	0.5
Other accounting services.....	541219	12/03	131.3	134.6	136.4	4.8	1.3
Architectural, engineering and related services.....	5413	12/96	170.0	170.1	171.3	1.4	0.7
Management and technical consulting services.....	5416	06/06	109.5	109.3	110.5	-0.5	1.1
Advertising agencies.....	54181	12/03	116.5	116.6	114.2	-1.5	-2.1
Employment services.....	5613	12/96	142.1	146.2	142.2	1.3	-2.7
Travel agencies.....	56151	12/03	106.0	103.0	101.9	-1.1	-1.1
Security guards and patrol services.....	561612	12/04	127.0	128.0	128.7	2.9	0.5
Janitorial services.....	56172	12/03	122.8	123.2	123.8	1.6	0.5
Waste collection.....	5621	12/03	145.6	146.2	147.9	3.9	1.2
Amusement and theme parks.....	71311	06/06	181.2	189.1	185.8	2.4	-1.7
Golf courses and country clubs.....	71391	12/05	127.5	131.1	131.5	1.9	0.3
Fitness and recreational sports centers.....	71394	12/04	109.1	106.2	106.1	-0.4	-0.1
Accommodation.....	721	12/96	171.9	163.1	168.7	3.1	3.4
Commercial machinery repair and maintenance.....	8113	06/06	135.4	135.6	138.4	2.6	2.1

¹ Indexes in this table are derived from the net-output-weighted industry price indexes. Because of differences in coverage and aggregation methodology, they will generally not match the movements of similarly titled indexes which are derived from traditional commodity groupings.

² The indexes for September 2019 have been recalculated to incorporate late reports and corrections by respondents. All indexes are subject to revision 4 months after original publication.

³ Formerly titled "Total traditional service industries."

"-" Data not available.

NOTE: NAICS replaced the SIC system beginning with the release of PPI data for January 2004. See <https://www.bls.gov/ppi/ppinaics.htm> for details.

Table 11. Producer price indexes for the net output of selected industries and their products, not seasonally adjusted

Industry and product ¹	Industry code	Product code	Index base	Index			Percent change to Jan. 2020 from:	
				Sept. 2019 ²	Dec. 2019 ²	Jan. 2020 ²	Jan. 2019	Dec. 2019
Logging	1133		12/81	194.5	194.2	191.3	-4.4	-1.5
Logging	11331		12/81	194.5	194.2	191.3	-4.4	-1.5
Logging	113310		12/81	194.6	194.3	191.4	-4.5	-1.5
Primary products.....		113310-P	12/81	202.2	202.0	199.0	-4.5	-1.5
Secondary products and miscellaneous receipts.....		113310-SM						
Miscellaneous receipts.....		113310-M	06/86	181.5	-	-	-	-
Mining								
Total mining industries.....			12/84	166.1	171.0	166.5	-7.5	-2.6
Oil and gas extraction.....	211		12/85	131.2	139.4	130.4	-16.4	-6.5
Oil and gas extraction.....	2111		12/85	131.2	139.4	130.4	-16.4	-6.5
Crude petroleum and natural gas extraction.....	211111		06/02	138.0	147.7	138.2	-12.9	-6.4
Primary products.....		211111-P	06/84	123.1	131.5	123.0	-13.0	-6.5
Crude petroleum.....		211111-1	06/84	170.1	177.6	174.1	13.0	-2.0
Natural gas (from the wellhead).....		211111-3	06/84	68.1	76.2	64.4	-43.5	-15.5
Secondary products and miscellaneous receipts.....		211111-SM						
Natural gas liquids extraction.....	211112		06/02	95.2	95.9	89.3	-36.4	-6.9
Primary products.....		211112-P	06/02	94.8	95.5	88.9	-36.4	-6.9
Natural gas liquids.....		211112-1	06/84	121.1	112.2	103.2	-32.5	-8.0
Isopentane and natural gasoline.....		211112-11	06/84	181.3	204.7	194.9	14.0	-4.8
Propane.....		211112-12	06/84	88.1	91.4	70.1	-53.2	-23.3
Butane.....		211112-13	06/84	83.8	104.9	103.2	-22.2	-1.6
Plant condensate, ethane, gas mixtures, and other natural gas liquids.....		211112-14	06/96	132.2	101.9	96.9	-37.3	-4.9
Residue gas shipped from natural gas liquids plants.....		211112-3	06/84	75.0	85.1	80.5	-40.4	-5.4
Mining (except oil & gas).....	212		12/03	236.0	237.7	241.2	4.6	1.5
Coal mining.....	2121		12/85	201.6	201.8	201.0	-2.0	-0.4
Coal mining.....	21211		12/01	217.2	217.4	216.6	-2.0	-0.4
Bituminous coal and lignite surface mining.....	212111		12/01	183.9	184.9	183.2	0.2	-0.9
Primary products.....		212111-P	12/01	185.6	186.9	185.3	0.9	-0.9
Raw bituminous coal and lignite from surface mining operations.....		212111-1	12/01	186.3	195.9	196.4	15.1	0.3
Raw bituminous coal and lignite from surface operations, for use without processing.....		212111-11	12/01	224.3	235.9	236.5	8.1	0.3
Processed bituminous coal and lignite from surface operations.....		212111-3	12/01	186.1	185.0	182.8	-2.8	-1.2
Processed bituminous coal and lignite from surface operations (wet-washing or other method).....		212111-31	12/01	156.2	155.6	154.8	-2.3	-0.5
Processed bituminous coal and lignite (mechanically crushed, screened, or sized only).....		212111-35	12/11	118.3	117.5	115.7	-3.0	-1.5
Bituminous coal underground mining.....	212112		12/01	245.8	244.8	245.2	-4.4	0.2
Primary products.....		212112-P	12/01	245.8	244.8	245.2	-4.5	0.2
Processed bituminous coal shipped from underground operations.....		212112-3	12/01	280.2	279.0	279.5	-4.5	0.2
Processed bituminous coal washed by wet-washing, pneumatic, or other methods.....		212112-31	12/01	278.6	275.1	271.4	-6.3	-1.3
Processed bituminous coal mechanically crushed, screened, or sized only.....		212112-32	12/01	269.5	279.6	300.4	3.9	7.4
Secondary products and miscellaneous receipts.....		212112-SM						
Anthracite mining.....	212113		12/79	303.1	302.8	304.6	1.7	0.6
Primary products.....		212113-P	12/79	298.0	297.7	297.7	0.9	0.0
Processed anthracite.....		212113-3	12/79	361.7	361.3	361.3	1.1	0.0
Secondary products and miscellaneous receipts.....		212113-SM2						
Metal ore mining.....	2122		12/84	309.8	317.5	328.4	15.9	3.4
Iron ore mining.....	21221		12/84	144.7	145.8	145.2	2.9	-0.4
Iron ore mining.....	212210		12/84	144.7	145.8	145.2	2.9	-0.4
Primary products.....		212210-P	12/84	148.2	149.3	148.7	2.9	-0.4
Iron ore (including crude, concentrates, agglomerates and pellets).....		212210-0	12/97	153.6	154.8	154.1	2.9	-0.5
Copper, nickel, lead & zinc mining.....	21223		06/88	340.7	350.5	347.0	2.2	-1.0
Copper, nickel, lead and zinc mining.....	212230		06/88	350.9	360.9	357.3	2.2	-1.0
Primary products.....		212230-P	12/03	314.7	327.5	323.8	1.3	-1.1
Copper ore and nickel ore.....		212230-4	12/03	288.9	300.6	305.4	2.9	1.6
Secondary products and miscellaneous receipts.....		212230-SM						
Other metal ore mining.....	21229		12/85	451.9	-	612.7	61.7	-
Other metal ore mining.....	212290		12/85	1,492.1	-	2,023.1	61.7	-
Primary products.....		212290-P	12/03	1,146.4	-	1,554.4	61.7	-
Other metal ores, including uranium.....		212290-1	12/03	1,146.4	-	1,554.4	61.7	-

See footnotes at end of table.

Table 11. Producer price indexes for the net output of selected industries and their products, not seasonally adjusted — Continued

Industry and product ¹	Industry code	Product code	Index base	Index			Percent change to Jan. 2020 from:	
				Sept. 2019 ²	Dec. 2019 ²	Jan. 2020 ²	Jan. 2019	Dec. 2019
Nonmetallic mineral mining & quarrying.....	2123		12/84	291.9	291.7	296.8	3.0	1.7
Stone mining & quarrying.....	21231		12/84	312.3	312.8	324.8	4.9	3.8
Dimension stone mining and quarrying.....	212311		06/85	258.9	—	—	—	—
Primary products.....		212311-P	06/85	246.6	—	—	—	—
Dimension stone.....		212311-0	06/85	246.6	—	—	—	—
Secondary products and miscellaneous receipts.....		212311-SM						
Crushed and broken limestone mining.....	212312		12/83	314.2	314.2	327.4	5.3	4.2
Primary products.....		212312-P	12/83	318.8	318.9	331.9	5.3	4.1
Crushed and broken limestone.....		212312-0	12/83	318.8	318.9	331.9	5.3	4.1
Secondary products and miscellaneous receipts.....		212312-SM						
Crushed and broken granite mining.....	212313		12/83	419.1	420.9	432.4	4.0	2.7
Primary products.....		212313-P	12/83	423.7	425.6	437.5	4.1	2.8
Crushed and broken granite.....		212313-0	12/83	423.7	425.6	437.5	4.1	2.8
Secondary products and miscellaneous receipts.....		212313-SM						
Other crushed and broken stone mining.....	212319		12/83	275.9	277.6	289.0	4.9	4.1
Primary products.....		212319-P	12/83	279.6	280.7	293.6	5.5	4.6
Bituminous limestone and sandstone, and other crushed and broken stone.....		212319-0	12/83	279.6	280.7	293.6	5.5	4.6
Secondary products and miscellaneous receipts.....		212319-SM						
Sand/gravel/clay/refractory minerals mining.....	21232		12/03	193.0	192.2	196.2	3.4	2.1
Construction sand and gravel mining.....	212321		06/82	386.2	386.8	392.2	5.4	1.4
Primary products.....		212321-P	06/82	393.1	393.9	399.0	5.4	1.3
Construction sand and gravel (run of pit/bank, washed, screened, etc).....		212321-0	06/82	393.1	393.9	399.0	5.4	1.3
Construction sand and gravel, Midwest.....		212321-02	12/12	143.7	143.8	148.0	6.3	2.9
Construction sand and gravel, West.....		212321-04	12/12	138.1	138.6	139.4	3.0	0.6
Secondary products and miscellaneous receipts.....		212321-SM						
Miscellaneous receipts.....		212321-M	06/82	386.7	386.7	411.1	10.0	6.3
Industrial sand mining.....	212322		06/82	291.0	281.9	302.0	-1.2	7.1
Primary products.....		212322-P	06/82	294.9	285.7	306.0	-1.2	7.1
Other industrial sand.....		212322-9	06/82	197.0	184.8	205.0	-5.8	10.9
Hydraulic fracturing sand.....		212322-91	12/12	66.7	60.9	70.0	-9.7	14.9
All other industrial sand.....		212322-92	12/12	141.5	141.5	144.2	5.4	1.9
Kaolin and ball clay mining.....	212324		06/84	224.3	224.3	224.3	1.8	0.0
Primary products.....		212324-P	06/84	222.5	222.5	222.5	1.8	0.0
Kaolin and ball clay.....		212324-0	06/84	222.5	222.5	222.5	1.8	0.0
Clay, ceramic, and refractory minerals mining.....	212325		06/84	224.4	225.8	225.1	0.4	-0.3
Primary products.....		212325-P	06/84	228.5	229.9	229.2	0.4	-0.3
Bentonite.....		212325-5	06/84	180.5	182.0	181.7	2.9	-0.2
Secondary products and miscellaneous receipts.....		212325-SM						
Other nonmetallic mineral mining & quarrying.....	21239		12/84	241.0	241.0	232.1	-2.1	-3.7
Potash, soda, and borate mineral mining.....	212391		12/84	299.4	298.8	279.0	-4.1	-6.6
Primary products.....		212391-P	12/84	299.4	298.8	279.0	-4.1	-6.6
Sodium carbonate and sulfate.....		212391-3	12/84	222.6	221.1	201.6	-6.2	-8.8
Secondary products and miscellaneous receipts.....		212391-SM1						
Other chemical and fertilizer mineral mining.....	212393		12/89	205.6	207.8	210.5	0.0	1.3
Primary products.....		212393-P	12/89	201.2	203.4	205.1	-0.5	0.8
Rock salt.....		212393-3	12/84	396.9	401.1	405.0	-0.6	1.0
Secondary products and miscellaneous receipts.....		212393-SM						
All other nonmetallic mineral mining.....	212399		06/85	295.7	294.6	296.8	1.8	0.7
Primary products.....		212399-P	06/85	300.2	299.1	301.2	1.8	0.7
All other nonmetallic minerals.....		212399-A	06/85	300.2	299.1	301.2	1.8	0.7
Mining support activities.....	213		06/09	110.1	109.7	109.6	-1.9	-0.1
Mining support activities.....	2131		06/09	110.1	109.7	109.6	-1.9	-0.1
Mining support activities.....	21311		06/09	110.1	109.7	109.6	-1.9	-0.1
Drilling oil and gas wells.....	213111		12/85	334.5	332.0	329.9	-3.3	-0.6
Primary services.....		213111-P	12/85	332.2	329.8	327.7	-3.3	-0.6
Oil and gas well directional drilling control.....		213111-03	12/03	137.1	134.6	134.6	-5.4	0.0
Drilling oil and gas wells, including drilling in, spudding in or tailing in.....		213111-04	12/85	307.4	305.1	302.5	-4.5	-0.9
Reworking oil and gas wells.....		213111-05	12/92	412.0	412.0	412.0	4.7	0.0
Support activities for oil and gas operations.....	213112		12/85	195.7	195.2	195.2	-1.8	0.0
Primary services.....		213112-P	12/85	196.3	195.2	195.3	-2.4	0.1
Oil and gas field support services.....		213112-0	12/85	196.3	195.2	195.3	-2.4	0.1
Secondary products and miscellaneous receipts.....		213112-SM						

See footnotes at end of table.

Table 11. Producer price indexes for the net output of selected industries and their products, not seasonally adjusted — Continued

Industry and product ¹	Industry code	Product code	Index base	Index			Percent change to Jan. 2020 from:	
				Sept. 2019 ²	Dec. 2019 ²	Jan. 2020 ²	Jan. 2019	Dec. 2019
Support activities for coal mining.....	213113		06/85	190.6	197.5	197.4	5.3	-0.1
Primary services.....		213113-P	06/85	192.3	199.2	199.1	5.3	-0.1
Coal mining services.....		213113-0	06/85	192.3	199.2	199.1	5.3	-0.1
Support activities for metal mining.....	213114		12/85	161.3	161.3	164.9	5.2	2.2
Primary services.....		213114-P	12/85	163.2	163.2	166.8	5.2	2.2
Metal mining services.....		213114-0	12/85	163.2	163.2	166.8	5.2	2.2
Support activities for nonmetallic minerals (except fuels) mining.....	213115		06/85	146.0	146.0	146.0	0.0	0.0
Primary services.....		213115-P	06/85	140.6	140.6	140.6	0.0	0.0
Nonmetallic minerals (except fuels) mining support activity.....		213115-0	06/85	140.6	140.6	140.6	0.0	0.0
Utilities.....	221		12/03	154.7	140.0	140.6	-3.5	0.4
Electric power generation, transmission, and distribution.....	2211		12/03	160.8	142.0	142.8	-2.3	0.6
Electric power generation.....	22111		12/03	169.5	123.9	128.0	-4.7	3.3
Electric power generation.....	221110		12/03	169.5	123.9	128.0	-4.7	3.3
Primary products.....		221110-P	12/03	173.3	125.1	130.3	-5.2	4.2
Utilities.....		221110-4	12/03	151.4	142.9	142.5	-0.3	-0.3
Non-utilities.....		221110-5	12/03	180.4	95.4	105.9	-11.2	11.0
Secondary products and miscellaneous receipts.....		221110-SM						
Electric power transmission, control, and distribution.....	22112		12/03	155.5	148.0	147.5	-1.5	-0.3
Electric bulk power transmission and control.....	221121		12/03	172.7	173.5	175.1	5.5	0.9
Primary products.....		221121-P	12/03	173.1	173.9	175.5	5.5	0.9
Electric bulk power transmission and control.....		221121-3	12/03	173.1	173.9	175.5	5.5	0.9
Electric power distribution.....	221122		12/03	155.0	147.1	146.5	-1.8	-0.4
Primary products.....		221122-P	12/90	189.7	179.0	178.9	-0.5	-0.1
Residential electric power.....		221122-41	12/90	187.0	179.3	179.7	1.0	0.2
New England.....		221122-411	12/90	165.1	165.1	168.3	-3.4	1.9
Middle Atlantic.....		221122-412	12/90	152.1	148.0	148.5	2.5	0.3
East North Central.....		221122-413	12/90	190.2	185.2	177.2	-2.6	-4.3
West North Central.....		221122-414	12/90	180.0	151.7	150.2	-1.2	-1.0
South Atlantic.....		221122-415	12/90	180.6	170.8	173.0	0.3	1.3
East South Central.....		221122-416	12/90	204.2	203.4	204.1	0.1	0.3
West South Central.....		221122-417	12/90	189.7	180.3	180.5	4.0	0.1
Mountain.....		221122-418	12/90	157.5	142.3	145.8	-5.3	2.5
Pacific.....		221122-419	12/90	238.3	239.7	244.5	6.9	2.0
Commercial electric power.....		221122-42	12/90	182.2	169.1	169.5	-0.4	0.2
New England.....		221122-421	12/90	208.4	205.3	211.4	-4.8	3.0
Middle Atlantic.....		221122-422	12/90	139.7	134.6	133.7	3.9	-0.7
East North Central.....		221122-423	12/90	178.5	173.4	168.1	-3.2	-3.1
West North Central.....		221122-424	12/90	163.9	143.6	143.0	-1.6	-0.4
South Atlantic.....		221122-425	12/90	145.9	143.1	143.0	-3.3	-0.1
East South Central.....		221122-426	12/90	185.0	181.5	181.5	-1.7	0.0
West South Central.....		221122-427	12/90	189.2	179.6	180.3	-0.6	0.4
Mountain.....		221122-428	12/90	137.3	121.1	126.9	-4.5	4.8
Pacific.....		221122-429	12/90	287.3	230.7	235.1	6.5	1.9
Industrial electric power.....		221122-43	12/90	212.6	198.8	196.3	-4.1	-1.3
New England.....		221122-431	12/90	127.1	135.1	145.4	-10.3	7.6
Middle Atlantic.....		221122-432	12/90	162.4	162.6	158.4	-5.8	-2.6
East North Central.....		221122-433	12/90	302.3	297.7	277.1	-8.2	-6.9
West North Central.....		221122-434	12/90	192.3	165.0	164.0	-2.5	-0.6
South Atlantic.....		221122-435	12/90	153.7	151.5	152.9	-2.2	0.9
East South Central.....		221122-436	12/90	178.3	171.0	170.6	-0.2	-0.2
West South Central.....		221122-437	12/90	241.7	219.0	219.4	-6.8	0.2
Mountain.....		221122-438	12/90	146.2	140.6	139.7	-2.2	-0.6
Pacific.....		221122-439	12/90	264.0	203.5	205.6	3.8	1.0
Transportation electric power.....		221122-45	12/10	117.8	110.9	106.9	-5.1	-3.6
Secondary products and miscellaneous receipts.....		221122-SM						
Miscellaneous receipts.....		221122-M	12/90	183.9	182.0	184.2	2.7	1.2
Natural gas distribution.....	2212		12/03	112.6	115.6	115.2	-8.7	-0.3
Natural gas distribution.....	22121		12/03	112.6	115.6	115.2	-8.7	-0.3
Natural gas distribution.....	221210		12/03	112.6	115.6	115.2	-8.7	-0.3
Primary products.....		221210-P	12/90	185.4	190.8	190.1	-9.3	-0.4
Natural gas to ultimate consumers.....		221210-11	12/90	179.3	185.8	183.7	-11.9	-1.1
Residential natural gas.....		221210-112	12/90	197.7	201.3	204.3	-1.0	1.5
New England residential natural gas.....		221210-1121	06/12	113.5	126.8	127.2	-6.7	0.3
Middle Atlantic residential natural gas.....		221210-1122	06/12	98.2	100.5	102.0	1.9	1.5
East North Central residential natural gas.....		221210-1123	06/12	111.9	111.0	109.7	-4.4	-1.2

See footnotes at end of table.

Table 11. Producer price indexes for the net output of selected industries and their products, not seasonally adjusted — Continued

Industry and product ¹	Industry code	Product code	Index base	Index			Percent change to Jan. 2020 from:	
				Sept. 2019 ²	Dec. 2019 ²	Jan. 2020 ²	Jan. 2019	Dec. 2019
Natural gas distribution - Continued								
West North Central residential natural gas.....		221210-1124	06/12	102.5	103.2	105.8	-7.4	2.5
South Atlantic residential natural gas.....		221210-1125	06/12	101.4	105.2	105.6	-2.5	0.4
East South Central residential natural gas.....		221210-1126	06/12	100.0	102.2	102.2	-8.8	0.0
West South Central residential natural gas.....		221210-1127	06/12	144.6	140.3	146.9	-2.2	4.7
Mountain residential natural gas.....		221210-1128	06/12	125.7	120.9	123.1	6.6	1.8
Pacific residential natural gas.....		221210-1129	06/12	116.1	123.7	129.8	7.3	4.9
Commercial natural gas.....		221210-113	12/90	184.3	192.7	193.8	-4.7	0.6
New England commercial natural gas.....		221210-1131	06/12	108.0	122.8	123.1	-9.8	0.2
Middle Atlantic commercial natural gas.....		221210-1132	06/12	94.2	97.1	97.6	-2.3	0.5
East North Central commercial natural gas.....		221210-1133	06/12	107.0	104.6	105.0	-8.5	0.4
West North Central commercial natural gas.....		221210-1134	06/12	99.6	110.1	110.4	-7.4	0.3
South Atlantic commercial natural gas.....		221210-1135	06/12	96.5	101.2	101.7	-5.6	0.5
East South Central commercial natural gas.....		221210-1136	06/12	92.7	102.0	101.4	-6.9	-0.6
West South Central commercial natural gas.....		221210-1137	06/12	152.4	146.0	147.9	-4.2	1.3
Mountain commercial natural gas.....		221210-1138	06/12	110.1	105.6	108.6	3.7	2.8
Pacific commercial natural gas.....		221210-1139	06/12	109.8	133.2	132.9	-1.0	-0.2
Industrial natural gas.....		221210-114	12/90	141.1	149.9	145.7	-13.6	-2.8
New England industrial natural gas.....		221210-1141	09/16	104.8	121.9	122.3	-8.7	0.3
Middle Atlantic industrial natural gas.....		221210-1142	09/16	114.7	118.7	116.1	-8.7	-2.2
East North Central industrial natural gas.....		221210-1143	06/12	98.7	103.0	100.0	-14.7	-2.9
West North Central industrial natural gas.....		221210-1144	06/12	107.7	111.9	114.3	-11.4	2.1
South Atlantic industrial natural gas.....		221210-1145	09/16	109.7	111.3	111.5	-7.3	0.2
East South Central industrial natural gas.....		221210-1146	09/16	100.4	106.2	107.0	-3.0	0.8
West South Central industrial natural gas.....		221210-1147	09/16	84.4	90.3	82.8	-31.5	-8.3
Mountain industrial natural gas.....		221210-1148	09/16	95.5	94.8	94.8	-1.4	0.0
Pacific industrial natural gas.....		221210-1149	09/16	90.5	104.3	100.7	8.2	-3.5
To electric power.....		221210-115	12/90	137.9	145.5	137.6	-26.8	-5.4
Delivered to ultimate consumers for the account of others (transportation only)....		221210-12	12/90	196.2	195.1	201.9	6.9	3.5
Industrial consumer.....		221210-122	12/90	184.3	186.6	193.2	5.3	3.5
Other consumers.....		221210-123	12/90	408.8	402.0	416.2	7.9	3.5
Secondary products and miscellaneous receipts.....		221210-SM						
Miscellaneous receipts.....		221210-M	12/90	195.4	194.6	194.8	1.8	0.1
Construction industries								
New industrial building construction.....	236211		06/07	136.3	137.4	138.0	4.0	0.4
Primary products.....		236211-P	06/07	136.3	137.4	138.0	4.0	0.4
New warehouse building construction.....	236221		12/04	161.7	162.1	162.9	4.6	0.5
Primary products.....		236221-P	12/04	161.7	162.1	162.9	4.6	0.5
New school building construction.....	236222		12/05	171.3	171.7	173.5	4.7	1.0
Primary products.....		236222-P	12/05	171.3	171.7	173.5	4.7	1.0
New office building construction.....	236223		06/06	143.6	144.2	145.3	3.3	0.8
Primary products.....		236223-P	06/06	143.6	144.2	145.3	3.3	0.8
New health care building construction.....	236224		06/12	117.4	117.6	118.6	2.9	0.9
Primary products.....		236224-P	06/12	117.4	117.6	118.6	2.9	0.9
Concrete contractors, nonresidential building work.....	23811X		12/07	136.5	136.7	137.2	4.3	0.4
Primary products.....		23811X-P	12/07	136.5	136.7	137.2	4.3	0.4
Roofing contractors, nonresidential building work.....	23816X		12/07	137.7	138.6	139.0	2.7	0.3
Primary products.....		23816X-P	12/07	137.7	138.6	139.0	2.7	0.3
Electrical contractors, nonresidential building work.....	23821X		12/07	128.5	129.3	129.8	3.5	0.4
Primary products.....		23821X-P	12/07	128.5	129.3	129.8	3.5	0.4
Plumbing, heating and air-conditioning contractors, nonresidential building work.....	23822X		12/07	137.0	137.5	139.0	3.9	1.1
Primary products.....		23822X-P	12/07	137.0	137.5	139.0	3.9	1.1
Manufacturing								
Total manufacturing industries.....			12/84	195.9	196.7	196.8	1.3	0.1
Food mfg.....	311		12/84	202.2	202.6	202.2	2.0	-0.2
Animal food mfg.....	3111		12/03	164.6	165.8	166.3	1.7	0.3
Animal food mfg.....	31111		12/03	165.5	166.8	167.3	1.8	0.3
Dog and cat food manufacturing.....	311111		12/85	229.2	230.3	230.4	1.5	0.0
Primary products.....		311111-P	12/85	231.0	232.3	232.3	1.3	0.0
Dog food.....		311111-1	12/85	243.0	244.5	244.6	1.5	0.0
Canned dog food.....		311111-11	12/98	157.0	157.7	158.0	1.1	0.2
Dry and semi moist dog food.....		311111-14	12/11	118.1	118.9	118.9	1.7	0.0
Cat food.....		311111-4	12/85	212.4	213.2	213.2	0.7	0.0

See footnotes at end of table.

Table 11. Producer price indexes for the net output of selected industries and their products, not seasonally adjusted — Continued

Industry and product ¹	Industry code	Product code	Index base	Index			Percent change to Jan. 2020 from:	
				Sept. 2019 ²	Dec. 2019 ²	Jan. 2020 ²	Jan. 2019	Dec. 2019
Dog and cat food manufacturing - Continued								
Canned cat food.....		311111-44	12/11	125.1	125.6	125.6	0.6	0.0
Dry and semi moist cat food.....		311111-45	12/98	182.3	183.0	183.0	0.9	0.0
Secondary products and miscellaneous receipts.....		311111-SM						
Miscellaneous receipts.....		311111-M1	12/10	131.1	131.3	131.3	-	0.0
Other animal food manufacturing.....	311119		12/80	177.7	179.4	180.4	2.0	0.6
Primary products.....		311119-P	12/80	173.6	175.1	176.1	2.2	0.6
Complete swine feed, supplements, concentrates, and premixes.....		311119-B	12/11	100.5	101.7	102.7	1.9	1.0
Complete beef cattle feed, supplements, concentrates, and premixes.....		311119-H	12/11	102.1	104.4	105.3	3.5	0.9
Poultry, exc. chicken and turkey, and livestock, exc. cattle and swine, feed.....		311119-N	12/80	273.4	277.1	278.1	2.7	0.4
Pet (excluding dog and cat), laboratory, and fur animal feed.....		311119-R	06/91	187.4	190.9	191.0	0.3	0.1
Chicken and turkey feed, supplements, concentrates, and premixes.....		311119-1	12/80	136.4	135.2	135.7	1.0	0.4
Complete dairy cattle feed, supplements, concentrates, and premixes.....		311119-5	12/11	95.6	97.2	98.0	3.4	0.8
Other prepared animal feeds, including feeding materials and adjuncts.....		311119-9	12/80	218.8	225.8	226.9	4.9	0.5
Secondary products and miscellaneous receipts.....		311119-SM						
Miscellaneous receipts.....		311119-M	12/80	191.9	197.3	198.6	-0.3	0.7
Secondary products.....		311119-S	12/80	306.9	305.4	303.2	0.7	-0.7
Grain & oilseed milling.....	3112		12/03	133.3	134.7	135.8	0.9	0.8
Flour milling & malt mfg.....	31121		12/03	150.5	154.4	156.1	1.4	1.1
Flour milling.....	311211		06/83	170.6	176.5	177.8	0.7	0.7
Primary products.....		311211-P	06/83	174.0	180.4	181.8	0.8	0.8
Prepared flour mixes, including refrigerated and frozen doughs and batters, made in flour mills.....		311211-A	06/83	201.0	201.0	201.1	1.0	0.0
Wheat flour (except flour mixes), made in flour mills.....		311211-1	06/83	183.6	192.5	196.0	1.5	1.8
Wheat mill products, except flour.....		311211-4	06/83	97.2	118.1	108.6	5.5	-8.0
Corn mill products.....		311211-7	06/83	163.5	156.9	156.0	-4.2	-0.6
Other grain mill products.....		311211-9	06/83	206.1	204.4	205.4	0.0	0.5
Secondary products and miscellaneous receipts.....		311211-SM						
Miscellaneous receipts.....		311211-M	06/92	102.7	97.3	97.3	-5.0	0.0
Secondary products.....		311211-S	06/83	143.3	145.3	145.6	0.5	0.2
Rice milling.....	311212		06/84	172.2	173.9	177.6	3.8	2.1
Primary products.....		311212-P	06/84	172.5	174.2	176.4	3.0	1.3
Milled rice and byproducts.....		311212-0	12/03	166.2	167.7	169.9	3.0	1.3
Milled rice (incl second heads, screenings, brewers, bran, sharps, rice flour, and byproducts).....		311212-04	06/03	202.1	202.3	202.2	0.1	0.0
Head rice not packaged with other ingredients.....		311212-06	12/11	95.2	96.2	97.8	3.7	1.7
Secondary products and miscellaneous receipts.....		311212-SM						
Malt manufacturing.....	311213		06/85	161.5	161.3	162.1	1.1	0.5
Primary products.....		311213-P	06/85	161.1	161.1	161.9	1.0	0.5
Malt and malt by-products.....		311213-0	06/85	161.1	161.1	161.9	1.0	0.5
Secondary products and miscellaneous receipts.....		311213-SM1						
Starch & vegetable fats & oils mfg.....	31122		12/03	126.9	127.7	128.8	0.8	0.9
Wet corn milling.....	311221		06/85	176.6	176.6	177.1	4.2	0.3
Primary products.....		311221-P	06/85	188.4	189.6	188.6	3.7	-0.5
Wet process corn byproducts.....		311221-A	06/85	178.5	181.6	186.3	2.8	2.6
Corn sweeteners, made by wet milling.....		311221-1	06/85	208.2	209.2	206.8	7.3	-1.1
Manufactured starch, made by wet milling.....		311221-4	06/85	219.9	222.3	218.9	0.1	-1.5
Secondary products and miscellaneous receipts.....		311221-SM						
Soybean and other oilseed processing.....	311224		12/11	74.0	75.0	76.5	1.3	2.0
Primary products.....		311224-P	12/11	72.9	73.9	75.3	0.1	1.9
Cottonseed cake, meal, hulls, and other byproducts.....		311224-B	06/85	357.8	378.5	397.7	-1.1	5.1
Cottonseed cake and meal.....		311224-B1	12/11	76.5	81.8	85.5	-5.6	4.5
Soybean oil.....		311224-3	12/79	128.8	133.3	139.6	9.0	4.7
Crude soybean oil, degummed, made from soybeans crushed in the same establishment.....		311224-31	05/88	151.7	154.0	155.7	2.9	1.1
Soybean oil, all other types.....		311224-32	12/03	130.6	137.3	147.7	14.0	7.6
Soybean cake, meal, and other by-products.....		311224-4	12/79	114.4	115.0	115.6	-3.7	0.5
Soybean cake and meal.....		311224-41	12/09	80.4	80.0	80.4	-4.5	0.5
Other soybean products, including isolates and concentrates.....		311224-42	12/09	129.9	147.4	148.6	8.0	0.8
Cotton linters.....		311224-7	06/85	167.4	132.6	128.5	-35.7	-3.1
Other vegetable oils and vegetable mill products.....		311224-9	12/11	100.2	100.3	100.3	-2.4	0.0
Other vegetable oils, once refined, made from seeds crushed in the same establishment.....		311224-92	12/85	165.5	166.0	166.5	2.3	0.3
Secondary products and miscellaneous receipts.....		311224-SM						
Fats and oils refining and blending.....	311225		12/81	240.3	240.5	238.6	-3.4	-0.8
Primary products.....		311225-P	12/81	253.2	254.3	253.8	-3.1	-0.2

See footnotes at end of table.

Table 11. Producer price indexes for the net output of selected industries and their products, not seasonally adjusted — Continued

Industry and product ¹	Industry code	Product code	Index base	Index			Percent change to Jan. 2020 from:	
				Sept. 2019 ²	Dec. 2019 ²	Jan. 2020 ²	Jan. 2019	Dec. 2019
Fats and oils refining and blending - Continued								
Shortening and cooking oils.....		311225-2	12/81	232.1	233.1	232.7	-3.8	-0.2
Margarine, butter blends, and butter substitutes.....		311225-4	02/04	131.7	132.1	131.7	0.8	-0.3
Secondary products and miscellaneous receipts.....		311225-SM						
Secondary products.....		311225-S	02/04	134.7	131.1	122.7	-5.8	-6.4
Breakfast cereal manufacturing.....	31123		12/03	135.3	135.3	135.7	0.6	0.3
Breakfast cereal manufacturing.....	311230		12/83	225.1	225.0	225.7	0.6	0.3
Primary products.....		311230-P	12/83	237.7	237.7	237.7	0.0	0.0
Breakfast cereal.....		311230-1	12/83	236.5	236.5	236.5	0.0	0.0
Secondary products and miscellaneous receipts.....		311230-SM						
Sugar & confectionery product mfg.....	3113		12/84	213.3	215.8	214.4	2.8	-0.6
Sugar mfg.....	31131		12/03	143.9	147.4	148.5	4.7	0.7
Beet sugar manufacturing.....	311313		06/82	149.7	154.0	155.3	5.5	0.8
Primary products.....		311313-P	06/82	153.2	157.5	158.7	5.4	0.8
Beet sugar.....		311313-0	06/82	155.8	160.1	161.4	5.4	0.8
Secondary products and miscellaneous receipts.....		311313-SM1						
Cane sugar manufacturing.....	311314		12/11	88.0	90.0	90.6	4.1	0.7
Primary products.....		311314-P	12/11	87.6	89.6	90.2	4.4	0.7
Raw cane sugar and sugarcane mill products and by-products.....		311314-1	06/82	152.5	156.5	158.0	3.5	1.0
Refined granulated cane sugar and by-products.....		311314-3	06/82	197.2	201.2	202.2	5.0	0.5
Secondary products and miscellaneous receipts.....		311314-SM						
Secondary products.....		311314-S	12/11	129.8	131.0	131.5	1.2	0.4
Nonchocolate confectionery mfg.....	31134		12/03	151.1	151.6	150.0	-0.6	-1.1
Nonchocolate confectionery manufacturing.....	311340		12/03	151.1	151.6	150.0	-0.6	-1.1
Primary products.....		311340-P	12/03	152.3	153.2	152.0	0.0	-0.8
Nonchocolate-type confectioneries, made/pkg. for shipment.....		311340-1	06/83	225.8	227.6	225.1	0.5	-1.1
Chewing gum, bubble gum, and chewing gum base.....		311340-4	12/84	244.8	244.8	244.8	-1.7	0.0
Other confectionery-type products.....		311340-7	06/91	195.1	196.6	196.6	3.0	0.0
Secondary products and miscellaneous receipts.....		311340-SM						
Miscellaneous receipts.....		311340-M	12/03	115.1	106.6	115.1	0.0	8.0
Secondary products.....		311340-S	12/03	155.8	155.7	148.3	-5.1	-4.8
Chocolate and confectionery manufacturing.....	31135		12/11	113.7	114.6	113.4	3.8	-1.0
Chocolate and confectionery mfg. from cacao.....	311351		12/11	109.2	107.9	109.6	6.4	1.6
Primary products.....		311351-P	12/11	105.9	104.5	106.3	7.4	1.7
Chocolate coatings, made from cacao beans.....		311351-1	12/11	110.2	-	109.8	12.7	-
Chocolate/chocolate-type confectionery prods., cacao beans.....		311351-4	12/11	107.3	107.5	107.7	4.1	0.2
Other chocolate and cocoa products, made from cacao beans.....		311351-7	12/11	99.9	99.3	101.1	7.3	1.8
Sweetened chocolate, excluding coatings, cacao beans.....		311351-71	12/11	102.3	-	102.5	3.9	-
Secondary products and miscellaneous receipts.....		311351-SM1						
Confectionery mfg. from purchased chocolate.....	311352		12/11	115.7	117.5	115.0	2.7	-2.1
Primary products.....		311352-P	12/11	115.0	116.0	114.2	2.9	-1.6
Chocolate/confectionery prods., purch. chocolate not retailed.....		311352-1	12/11	114.8	115.9	114.0	3.1	-1.6
Secondary products and miscellaneous receipts.....		311352-SM						
Secondary products.....		311352-S	12/11	121.2	-	120.6	1.9	-
Fruit & vegetable preserving & specialty food mfg.....	3114		12/84	188.1	188.1	187.6	-0.5	-0.3
Frozen food manufacturing.....	31141		12/03	134.3	133.9	132.8	-2.3	-0.8
Frozen fruit and vegetable manufacturing.....	311411		06/81	246.7	242.1	242.1	-1.9	0.0
Primary products.....		311411-P	06/81	225.6	220.8	220.8	-2.3	0.0
Frozen fruits, juices, ades, drinks, and cocktails.....		311411-1	06/81	197.0	175.4	171.6	-17.2	-2.2
Frozen fruits.....		311411-11	12/90	206.6	208.0	208.1	2.0	0.0
Frozen concentrated juices, excluding orange juice.....		311411-16	06/81	260.4	232.8	232.6	-10.2	-0.1
Frozen concentrated orange juice, consumer and institutional.....		311411-17	06/81	168.0	121.2	110.7	-44.5	-8.7
Frozen vegetables.....		311411-4	06/81	244.1	245.0	246.4	2.2	0.6
Frozen vegetables, other than potato products.....		311411-47	12/11	113.2	114.2	114.8	4.4	0.5
Frozen potato products (French-fried, patties, puffs, etc.).....		311411-48	12/11	109.3	109.3	109.9	0.5	0.5
Secondary products and miscellaneous receipts.....		311411-SM						
Miscellaneous receipts.....		311411-M	06/97	223.3	222.9	222.9	0.0	0.0
Secondary products.....		311411-S	06/81	183.6	186.0	185.4	2.6	-0.3
Frozen specialty food manufacturing.....	311412		12/82	159.9	161.2	159.0	-2.6	-1.4
Primary products.....		311412-P	12/82	162.7	164.1	161.6	-2.8	-1.5
Frozen dinners (beef, pork, and poultry pies) and nationality foods, incl. frozen pizza.....		311412-1	12/82	154.0	155.3	152.8	-3.1	-1.6
Other frozen specialties, excluding seafood.....		311412-4	06/91	146.8	148.3	146.7	-1.3	-1.1
Secondary products and miscellaneous receipts.....		311412-SM						

See footnotes at end of table.

Table 11. Producer price indexes for the net output of selected industries and their products, not seasonally adjusted — Continued

Industry and product ¹	Industry code	Product code	Index base	Index			Percent change to Jan. 2020 from:	
				Sept. 2019 ²	Dec. 2019 ²	Jan. 2020 ²	Jan. 2019	Dec. 2019
Frozen specialty food manufacturing - Continued								
Secondary products.....		311412-S	12/82	152.3	152.3	153.2	2.2	0.6
Fruit & vegetable canning, pickling & drying.....	31142		12/03	146.6	146.9	147.0	0.7	0.1
Fruit and vegetable canning.....	311421		06/81	212.0	212.0	212.3	0.0	0.1
Primary products.....		311421-P	06/81	213.2	212.9	212.8	-0.6	0.0
Canned vegetable juices.....		311421-A	06/81	188.7	196.3	195.0	2.9	-0.7
Canned catsup and other tomato based sauces.....		311421-D	06/81	180.3	183.2	182.5	2.2	-0.4
Canned jams, jellies, and preserves.....		311421-G	06/81	215.7	215.9	216.0	0.5	0.0
Canned and fresh fruit juices, nectars, and concentrates.....		311421-K	12/11	108.4	104.7	104.8	-7.2	0.1
Pickles and other pickled products, including horseradish.....		311421-Q	06/81	257.1	257.0	257.1	-0.1	0.0
Canned fruits, excluding baby foods.....		311421-1	06/81	248.2	246.6	250.4	4.4	1.5
Canned vegetables.....		311421-5	06/81	204.9	210.9	208.3	1.9	-1.2
Secondary products and miscellaneous receipts.....		311421-SM						
Miscellaneous receipts.....		311421-M	06/81	124.8	118.9	132.3	9.3	11.3
Secondary products.....		311421-S	06/81	234.8	242.0	240.7	4.4	-0.5
Specialty canning.....	311422		12/82	244.4	244.6	244.3	1.2	-0.1
Primary products.....		311422-P	12/82	253.5	253.9	253.5	1.0	-0.2
Canned baby foods and other canned specialty/nationality foods.....		311422-5	06/08	116.3	115.2	116.1	2.7	0.8
Canned soups and stews, excluding frozen and seafood.....		311422-6	12/82	320.0	321.5	320.1	0.7	-0.4
Canned dry beans.....		311422-7	12/82	174.5	174.5	174.5	0.4	0.0
Secondary products and miscellaneous receipts.....		311422-SM						
Secondary products.....		311422-S	12/82	201.5	201.5	201.5	1.7	0.0
Dried and dehydrated food manufacturing.....	311423		12/82	244.2	246.9	247.6	2.5	0.3
Primary products.....		311423-P	12/82	254.2	254.5	258.6	1.5	1.6
Dried and dehydrated fruits and vegetables, incl. freeze-dried.....		311423-5	12/82	237.4	237.7	243.3	2.1	2.4
Secondary products and miscellaneous receipts.....		311423-SM						
Secondary products.....		311423-S	12/82	195.3	-	195.3	7.2	-
Dairy product mfg.....	3115		12/84	207.7	208.4	206.3	5.5	-1.0
Dairy product (except frozen) mfg.....	31151		12/03	148.5	149.1	147.7	5.8	-0.9
Fluid milk manufacturing.....	311511		12/82	245.1	247.9	247.7	7.0	-0.1
Primary products.....		311511-P	12/82	228.6	232.4	232.3	7.6	0.0
Yogurt, except frozen.....		311511-A	12/82	155.6	155.8	155.8	0.5	0.0
Perishable dairy product substitutes.....		311511-D	12/91	159.9	154.2	160.2	11.3	3.9
Fluid milk and cream, bulk sales.....		311511-1	12/91	188.8	182.3	179.6	-0.3	-1.5
Fluid milk and related products, packaged (incl. cartons, bottles, cans, etc.) excl. U.H.T.....		311511-5	12/82	240.6	249.5	249.3	11.5	-0.1
Whole fluid milk, packaged, excluding U.H.T. and flavored.....		311511-51	12/82	229.6	238.8	238.0	11.5	-0.3
Fluid milk, lowfat, incl. 2.0, 1.0, and 0.5 percent packaged, excl. U.H.T. and flavored.....		311511-52	12/82	247.2	261.4	262.2	15.2	0.3
Fat free or skim milk, packaged, excluding U.H.T. and flavored.....		311511-53	12/82	247.4	264.3	267.3	19.5	1.1
Other fluid milk related products, incl. heavy & light cream, unflavored sour cream, etc.....		311511-59	06/98	197.8	191.0	188.9	-1.0	-1.1
Cottage cheese (including bakers', pot, and farmers' cheese).....		311511-7	12/82	261.4	263.8	264.8	4.0	0.4
Other packaged milk products incl. flavored milks, eggnog, buttermilk etc.....		311511-9	12/91	221.4	230.4	229.9	9.7	-0.2
Secondary products and miscellaneous receipts.....		311511-SM						
Miscellaneous receipts.....		311511-M	12/82	351.7	351.2	350.6	4.0	-0.2
Secondary products.....		311511-S	12/82	218.6	216.3	214.7	4.8	-0.7
Creamery butter manufacturing.....	311512		06/84	158.4	138.1	137.9	-13.4	-0.1
Primary products.....		311512-P	06/84	156.0	136.0	135.7	-13.5	-0.2
Creamery butter.....		311512-0	06/84	156.0	136.0	135.7	-13.5	-0.2
Cheese manufacturing.....	311513		06/81	190.5	194.5	189.9	10.9	-2.4
Primary products.....		311513-P	06/81	178.0	183.6	178.5	12.9	-2.8
Raw liquid whey.....		311513-A	12/04	150.4	130.7	146.6	-9.1	12.2
Natural cheese (cheddar, Swiss, Italian, brick, cream, grated, dried etc.) excl. cottage cheese.....		311513-1	06/81	168.7	170.6	168.4	12.6	-1.3
Natural cheese, except lowfat, shipped in consumer packages or containers (3 lbs. or less).....		311513-1111	12/04	128.2	129.1	129.3	3.9	0.2
Natural cheese, except lowfat, shipped in packages or containers (more than 3 lbs.) or bulk.....		311513-1121	12/04	115.3	117.4	114.5	20.8	-2.5
Lowfat natural cheese, except cottage cheese, shipped in consumer packages (3 lbs. or less).....		311513-1131	06/10	107.5	107.3	106.3	-0.8	-0.9
Lowfat natural cheese, except cottage cheese, shipped in packages (more than 3 lbs.) or in bulk.....		311513-1141	06/10	135.4	132.9	131.5	28.9	-1.1
Process cheese and related products.....		311513-4	06/81	177.8	201.7	182.4	15.8	-9.6
Process cheese, shipped in consumer packages or containers (3 lbs. or less).....		311513-41	06/10	122.3	133.6	120.7	7.6	-9.7
All other process cheese and related products.....		311513-49	06/10	128.0	149.8	135.5	23.3	-9.5

See footnotes at end of table.

Table 11. Producer price indexes for the net output of selected industries and their products, not seasonally adjusted — Continued

Industry and product ¹	Industry code	Product code	Index base	Index			Percent change to Jan. 2020 from:	
				Sept. 2019 ²	Dec. 2019 ²	Jan. 2020 ²	Jan. 2019	Dec. 2019
Cheese manufacturing - Continued								
Process cheese, shipped in packages or containers (more than 3 lbs.) or in bulk.....		311513-4921	06/10	124.7	143.2	144.3	31.9	0.8
Cheese food, spread, and other related products.....		311513-4961	12/11	104.3	124.6	98.5	13.0	-20.9
Cheese substitutes and imitations.....		311513-7	12/04	150.3	148.1	-	-	-
Secondary products and miscellaneous receipts.....		311513-SM						
Miscellaneous receipts.....		311513-M	06/81	228.4	225.1	223.7	-0.6	-0.6
Secondary products.....		311513-S	06/81	191.8	178.9	182.1	-2.3	1.8
Dry, condensed, and evaporated dairy products.....	311514		12/83	180.4	176.5	176.3	-2.7	-0.1
Primary products.....		311514-P	12/83	199.4	199.1	200.3	-0.7	0.6
Ice cream mixes and related products.....		311514-A	04/00	115.2	115.2	113.8	2.2	-1.2
Dairy product substitutes.....		311514-D	06/92	161.7	161.8	161.8	1.3	0.0
Dry milk products and mixtures.....		311514-1	12/83	165.5	163.8	166.8	-3.1	1.8
Milk products, shipped in consumer-type cans, excluding substitutes.....		311514-5	12/83	288.8	292.0	289.2	1.9	-1.0
Concentrated milk products shipped in bulk (barrels, drums, and tanks).....		311514-7	12/83	123.6	128.0	126.4	11.3	-1.3
Secondary products and miscellaneous receipts.....		311514-SM						
Secondary products.....		311514-S	12/83	112.5	102.3	99.6	-11.1	-2.6
Ice cream and frozen dessert mfg.....	31152		12/03	146.2	145.5	143.6	1.6	-1.3
Ice cream and frozen dessert manufacturing.....	311520		06/83	234.8	233.7	230.7	1.6	-1.3
Primary products.....		311520-P	06/83	239.1	238.3	234.7	1.6	-1.5
Ice cream and frozen dessert manufacturing.....		311520-0	06/83	239.1	238.3	234.7	1.6	-1.5
Ice cream, incl. custards (excl. lowfat and nonfat) shipped in bulk (containers 3 gal or more).....		311520-01	06/83	246.6	246.9	241.4	2.7	-2.2
Ice cream, incl. custards (excl. lowfat and nonfat) shipped in sizes less than 3 gallons.....		311520-02	06/83	245.3	241.5	236.8	-0.8	-1.9
Ice cream, including custards (excluding lowfat and nonfat), novelty forms.....		311520-03	06/92	171.7	173.9	170.7	5.3	-1.8
Ice cream, including custards, lowfat and nonfat.....		311520-04	12/98	142.4	143.4	141.0	-0.9	-1.7
Other frozen desserts (yogurt, sherbet, water ices, mellorine, frozen pudding, gelato, etc.).....		311520-05	12/98	173.1	172.8	173.7	4.3	0.5
Secondary products and miscellaneous receipts.....		311520-SM						
Miscellaneous receipts.....		311520-M	06/83	240.2	240.2	240.2	1.4	0.0
Secondary products.....		311520-S	06/83	174.3	170.0	170.6	2.5	0.4
Animal slaughtering & processing.....	31161		12/84	177.0	176.0	175.1	2.8	-0.5
Animal, except poultry, slaughtering.....	311611		12/80	187.2	186.9	183.5	2.8	-1.8
Primary products.....		311611-P	12/80	186.6	186.3	182.8	3.0	-1.9
Pork, fresh/frozen, unprocessed, all cuts, except sausage, made in slaughtering plants.....		311611-A	12/80	135.9	148.9	143.8	23.0	-3.4
Pork, processed or cured, not canned or made into sausage, made in slaughtering plants.....		311611-G	12/80	194.3	195.5	205.2	5.8	5.0
Fresh and processed sausage, deli, and cooked meats, made in slaughtering plants.....		311611-J	12/80	255.3	244.4	240.3	5.8	-1.7
Hides, skins, and pelts, made in slaughtering plants.....		311611-Q	12/80	108.4	104.5	109.7	-8.6	5.0
Miscellaneous byproducts of slaughtering plants.....		311611-R	12/80	282.2	282.1	310.2	15.9	10.0
Beef, fresh or frozen, not canned or made into sausage, made in slaughtering plants.....		311611-1	12/80	200.5	194.2	189.1	-3.5	-2.6
Beef, fresh/frozen whole/half carcass, not canned or made into sausage, misp.....		311611-10	12/80	205.3	207.5	208.3	2.6	0.4
Beef, fresh/frozen variety meats, not canned or made into sausage, made in slaughtering plants.....		311611-16	12/80	174.9	162.1	172.2	9.3	6.2
Beef, fresh/frozen, primal and subprimal cuts, made in slaughtering plants.....		311611-17	12/95	180.1	174.3	168.8	-4.3	-3.2
Veal, fresh or frozen, not canned or sausage, made in slaughtering plants.....		311611-4	01/89	112.4	118.3	-	-	-
Lamb/mutton, fresh or frozen, not canned or made into sausage, made in slaughtering plants.....		311611-7	12/95	193.5	193.8	193.8	-5.1	0.0
Secondary products and miscellaneous receipts.....		311611-SM						
Miscellaneous receipts.....		311611-M	06/01	255.1	251.2	252.6	-7.3	0.6
Secondary products.....		311611-S	12/80	106.6	104.1	103.3	-1.4	-0.8
Meat processed from carcasses.....	311612		12/82	189.3	188.7	189.7	7.7	0.5
Primary products.....		311612-P	12/82	184.0	183.2	184.3	7.7	0.6
Other processed, frozen, or cooked meats, made from purchased carcasses.....		311612-A	12/82	180.6	182.5	182.4	8.5	-0.1
Boxed meat (beef, pork, lamb, etc.), made from purchased carcasses.....		311612-A1	06/08	109.5	106.2	111.8	2.4	5.3
Frozen ground meat patties and other processed, frozen, or cooked meats, mfpc.....		311612-A5	09/16	107.5	110.6	108.0	11.7	-2.4
Pork, processed or cured, not canned or made into sausage, mfpc.....		311612-1	12/82	158.6	157.6	159.2	6.4	1.0
Pork, sweet-pickled, dry-cured, or dry salt, not canned or made into sausage, mfpc.....		311612-11	09/16	93.1	100.0	103.1	9.8	3.1
Smoked hams and picnics, excluding canned, made from purchased carcasses.....		311612-12	06/08	128.9	129.7	135.9	13.4	4.8
Smoked slab bacon, made from purchased carcasses.....		311612-13	09/16	134.0	121.3	119.3	3.5	-1.6
Smoked sliced bacon, made from purchased carcasses.....		311612-14	06/08	168.1	163.9	157.7	-4.8	-3.8

See footnotes at end of table.

Table 11. Producer price indexes for the net output of selected industries and their products, not seasonally adjusted — Continued

Industry and product ¹	Industry code	Product code	Index base	Index			Percent change to Jan. 2020 from:	
				Sept. 2019 ²	Dec. 2019 ²	Jan. 2020 ²	Jan. 2019	Dec. 2019
Meat processed from carcasses - Continued								
Other smoked pork, not canned or made into sausage, made from purchased carcasses.....		311612-15	06/08	111.8	113.6	113.4	6.8	-0.2
Boiled ham, barbecue pork, and other cooked pork, except canned meats and sausage, mfpc.....		311612-16	06/08	112.4	114.1	121.2	29.9	6.2
Sausage and similar products, excluding canned, made from purchased carcasses.....		311612-4	12/82	201.4	196.7	198.2	4.6	0.8
Fresh sausage (pork sausage, breakfast links, etc.), excluding canned, mfpc....		311612-41	12/82	232.6	232.3	231.8	4.7	-0.2
Dry or semidry sausage (salami, cervelat, pepperoni, summer sausage, pork roll, etc), mfpc.....		311612-42	12/82	190.3	178.6	181.2	3.5	1.5
Frankfurters, including wieners, excluding canned, made from purchased carcasses.....		311612-43	12/82	215.2	217.9	219.1	9.8	0.6
Other sausage (smoked or cooked) & jellied goods & similar preparations, excluding canned, mfpc.....		311612-44	12/82	184.1	181.0	182.9	2.5	1.0
Canned meats, excluding dog, cat, and baby food, made from purchased carcasses.....		311612-7	12/82	214.4	209.4	214.4	21.1	2.4
Secondary products and miscellaneous receipts.....		311612-SM						
Miscellaneous receipts.....		311612-M	12/82	243.5	—	—	—	—
Secondary products.....		311612-S	12/82	184.0	186.5	186.8	3.5	0.2
Rendering and meat byproduct processing.....	311613		12/82	192.4	205.1	210.6	-7.8	2.7
Primary products.....		311613-P	12/82	186.8	200.1	205.4	-8.6	2.6
Lard, inedible tallow, and other greases, excluding wool grease.....		311613-2	12/82	224.7	209.4	225.6	6.9	7.7
Animal and marine feed and fertilizer byproducts.....		311613-5	12/82	150.1	171.3	172.2	-14.1	0.5
Meat and bone meal.....		311613-51	12/82	123.7	109.5	107.9	-13.2	-1.5
Animal and marine feed and fertilizer byproducts, except meat and bone meal..		311613-52	12/82	187.2	246.7	250.4	-14.5	1.5
Secondary products and miscellaneous receipts.....		311613-SM						
Poultry processing.....	311615		12/81	160.0	157.1	157.8	-0.4	0.4
Primary products.....		311615-P	12/81	163.1	159.7	160.5	0.1	0.5
Processed poultry and small game (except soups), containing 20 percent or more poultry or meat.....		311615-D	12/81	144.5	140.0	137.1	-4.3	-2.1
Young chickens, including bulk, chilled, frozen, whole, and in parts.....		311615-1	12/81	174.3	171.0	175.0	1.4	2.3
Turkeys (including frozen, whole, and parts).....		311615-7	12/81	165.4	165.0	163.6	6.8	-0.8
Other poultry and small game (including frozen), whole, and parts.....		311615-9	12/90	141.6	142.3	147.2	2.1	3.4
Secondary products and miscellaneous receipts.....		311615-SM						
Seafood product preparation & packaging.....	3117		12/03	154.4	155.1	154.0	0.9	-0.7
Seafood product preparation and packaging.....	31171		12/03	154.4	155.1	154.0	0.9	-0.7
Seafood product preparation and packaging.....	311710		12/11	108.1	108.6	107.8	0.8	-0.7
Primary products.....		311710-P	12/11	108.0	108.8	107.7	0.7	-1.0
Seafood canning.....		311710-1	12/84	254.0	255.9	248.8	7.6	-2.8
Fresh and frozen seafood processing.....		311710-2	12/82	242.9	244.8	243.4	-0.6	-0.6
Prepared fresh fish/seafood, inc. surimi/surimi-based products.....		311710-21	12/82	329.0	333.3	323.1	-2.3	-3.1
Prepared frozen fish.....		311710-22	12/82	275.4	274.5	274.3	-1.9	-0.1
Prepared frozen shellfish.....		311710-23	12/96	150.2	153.2	153.2	2.7	0.0
Other prepared fresh and frozen seafood.....		311710-24	12/96	112.2	113.1	115.6	0.1	2.2
Secondary products and miscellaneous receipts.....		311710-SM						
Miscellaneous receipts.....		311710-M	12/82	196.4	184.8	192.7	1.5	4.3
Bakeries & tortilla mfg.....	3118		12/03	149.9	150.2	150.2	0.7	0.0
Bread & bakery product mfg.....	31181		12/03	158.4	158.7	158.7	0.8	0.0
Retail bakeries.....	311811		12/03	178.1	178.5	178.6	3.2	0.1
Primary products.....		311811-P	12/99	194.9	195.3	195.4	3.2	0.1
Retail bakery products.....		311811-0	12/99	194.9	195.3	195.4	3.2	0.1
Secondary products and miscellaneous receipts.....		311811-SM						
Miscellaneous receipts.....		311811-M	06/07	208.6	208.6	208.6	2.6	0.0
Commercial bakeries.....	311812		06/80	353.2	354.7	354.3	0.6	-0.1
Primary products.....		311812-P	06/80	356.1	357.5	357.3	0.5	-0.1
Bread (white, wheat, rye, etc.), including frozen.....		311812-1	06/80	361.6	364.7	363.2	0.0	-0.4
White pan bread.....		311812-15	12/11	112.6	113.7	112.8	-0.2	-0.8
White hearth bread (French, Italian, etc.).....		311812-16	12/11	119.7	119.9	119.9	1.4	0.0
Dark wheat breads (whole wheat, cracked wheat, multigrain, etc.).....		311812-17	12/11	110.4	112.2	112.7	-0.5	0.4
Other variety breads (rye, unleavened, raisin, potato, self-rising, salt-free, canned, etc.).....		311812-18	12/11	112.3	112.6	112.0	-0.2	-0.5
Rolls, bread-type (including muffins, bagels, and croissants), including frozen.....		311812-5	06/80	346.8	344.6	346.3	0.5	0.5
Rolls, hamburger and wiener.....		311812-51	12/11	118.2	117.8	118.9	-1.1	0.9
All other rolls, bread-type (incl. muffins, bagels, and croissants).....		311812-59	12/11	117.6	116.4	116.5	2.5	0.1
Soft cakes, excluding frozen.....		311812-7	06/80	369.0	371.3	370.6	0.5	-0.2
Pies (fruit, cream, and custard), excluding frozen.....		311812-8	06/80	362.6	378.1	370.4	-1.5	-2.0
Other sweet goods, excluding frozen.....		311812-9	06/80	340.2	342.9	343.3	2.6	0.1

See footnotes at end of table.

Table 11. Producer price indexes for the net output of selected industries and their products, not seasonally adjusted — Continued

Industry and product ¹	Industry code	Product code	Index base	Index			Percent change to Jan. 2020 from:	
				Sept. 2019 ²	Dec. 2019 ²	Jan. 2020 ²	Jan. 2019	Dec. 2019
Commercial bakeries - Continued								
Secondary products and miscellaneous receipts.....		311812-SM						
Miscellaneous receipts.....		311812-M	06/80	381.2	383.5	375.2	2.5	-2.2
Secondary products.....		311812-S	06/80	249.5	252.3	255.0	1.0	1.1
Frozen cakes and other pastries manufacturing.....	311813		06/91	198.9	196.6	197.7	-0.3	0.6
Primary products.....		311813-P	12/82	283.9	280.1	282.2	0.3	0.7
Frozen cakes, pies, and other pastries.....		311813-0	12/82	283.9	280.1	282.2	0.3	0.7
Secondary products and miscellaneous receipts.....		311813-SM						
Secondary products.....		311813-S	06/91	—	—	167.2	—	—
Cookie, cracker & pasta mfg.....	31182		12/03	136.4	136.7	136.5	0.8	-0.1
Cookie and cracker manufacturing.....	311821		06/83	236.7	236.7	236.6	0.2	0.0
Primary products.....		311821-P	06/83	235.8	235.8	235.6	0.1	-0.1
Crackers, biscuits, and related products.....		311821-2	06/83	250.8	250.8	250.8	0.0	0.0
Crackers, biscuits, and related products.....		311821-24	01/12	100.9	100.9	100.9	0.1	0.0
Cookies, wafers, and ice cream cones and cups (excluding frozen).....		311821-4	06/83	223.6	223.6	223.4	0.3	-0.1
Secondary products and miscellaneous receipts.....		311821-SM						
Secondary products.....		311821-S	06/83	236.8	236.8	236.8	0.8	0.0
Dry pasta, dough, and flour mixes manufacturing from purchased flour.....	311824		06/85	193.9	194.5	194.2	1.4	-0.2
Primary products.....		311824-P	12/11	101.7	101.9	102.1	1.4	0.2
Prepared flour mixes (incl refrigerated & frozen doughs & batters) made from purchased flour.....		311824-1	06/85	184.6	184.6	184.6	1.0	0.0
Cake mixes, including gingerbread, made from purchased flour.....		311824-11	06/92	107.1	107.1	—	—	—
Flour mixes (refrigerated & frozen doughs & batters), ex cake mixes, made from purchased flour.....		311824-12	06/85	181.2	181.2	181.2	1.1	0.0
Dry macaroni, spaghetti and egg noodle products (excluding canned or frozen).....		311824-3	06/85	202.8	204.2	205.2	2.4	0.5
Secondary products and miscellaneous receipts.....		311824-SM						
Secondary products.....		311824-S	06/85	247.3	247.6	247.9	1.2	0.1
Tortilla mfg.....	31183		12/03	141.1	141.7	141.7	0.4	0.0
Tortilla manufacturing.....	311830		12/03	141.1	141.7	141.7	0.4	0.0
Primary products.....		311830-P	06/91	170.0	171.1	171.1	0.4	0.0
Tortillas, sold in bulk or packages, excluding frozen or canned.....		311830-0	06/91	170.0	171.1	171.1	0.4	0.0
Secondary products and miscellaneous receipts.....		311830-SM						
Miscellaneous receipts.....		311830-M	12/03	119.3	119.3	119.3	-1.0	0.0
Secondary products.....		311830-S	12/03	158.7	158.0	158.1	1.2	0.1
Other food manufacturing.....	3119		12/03	144.7	145.7	146.1	0.8	0.3
Snack food mfg.....	31191		12/03	150.9	151.4	152.1	1.1	0.5
Roasted nuts and peanut butter manufacturing.....	311911		12/03	154.5	156.2	154.7	0.1	-1.0
Primary products.....		311911-P	12/03	155.0	156.6	155.0	0.0	-1.0
Nuts and seeds (salted, roasted, cooked, or blanched).....		311911-1	06/91	202.2	204.9	202.1	0.4	-1.4
Nuts (salted, roasted, cooked, or blanched), sold in bulk.....		311911-11	06/91	190.7	196.1	194.4	2.2	-0.9
Canned nuts (salted, roasted, cooked, or blanched).....		311911-12	06/91	146.0	146.0	146.0	0.6	0.0
All other packaged nuts, including all types of seeds (salted, roasted, cooked, or blanched).....		311911-13	06/91	258.8	260.9	253.6	-1.4	-2.8
Peanut butter.....		311911-4	12/85	199.8	197.1	199.7	-3.0	1.3
Secondary products and miscellaneous receipts.....		311911-SM						
Secondary products.....		311911-S	06/91	133.4	133.6	133.5	0.7	-0.1
Other snack food manufacturing.....	311919		06/91	185.9	185.9	188.0	1.6	1.1
Primary products.....		311919-P	12/85	213.2	213.2	215.9	1.7	1.3
Potato chips and sticks, plain and flavored.....		311919-1	12/85	207.2	207.2	209.4	1.1	1.1
Corn chips and related products.....		311919-4	12/85	201.6	201.6	201.6	1.5	0.0
Other chips, sticks (hard pretzels, bacon rinds, popcorn (except candied), etc.).....		311919-7	12/03	153.4	153.3	158.0	2.9	3.1
Secondary products and miscellaneous receipts.....		311919-SM						
Miscellaneous receipts.....		311919-M	06/91	190.3	—	—	—	—
Coffee & tea mfg.....	31192		12/03	145.6	144.9	144.6	-0.1	-0.2
Coffee and tea manufacturing.....	311920		06/81	203.6	202.7	202.2	-0.1	-0.2
Primary products.....		311920-P	06/81	191.0	190.1	189.6	-0.2	-0.3
Roasted coffee.....		311920-1	06/81	198.9	197.6	197.0	-0.2	-0.3
Coffee, concentrated, including coffee substitutes.....		311920-5	06/81	180.8	180.8	180.8	0.0	0.0
Tea in consumer packages.....		311920-7	12/85	152.6	152.8	152.8	0.2	0.0
Secondary products and miscellaneous receipts.....		311920-SM						
Miscellaneous receipts.....		311920-M	12/00	183.8	183.8	183.8	0.0	0.0
Secondary products.....		311920-S	06/81	329.7	—	—	—	—
Flavoring syrup & concentrate mfg.....	31193		12/03	134.5	134.5	137.4	4.6	2.2
Flavoring syrup and concentrate manufacturing.....	311930		12/85	199.6	199.5	203.8	4.6	2.2

See footnotes at end of table.

Table 11. Producer price indexes for the net output of selected industries and their products, not seasonally adjusted — Continued

Industry and product ¹	Industry code	Product code	Index base	Index			Percent change to Jan. 2020 from:	
				Sept. 2019 ²	Dec. 2019 ²	Jan. 2020 ²	Jan. 2019	Dec. 2019
Flavoring syrup and concentrate manufacturing - Continued								
Primary products.....		311930-P	12/85	207.2	207.2	211.3	4.6	2.0
Liquid beverage bases, excluding use by soft drink bottlers.....		311930-1	12/85	206.1	206.1	226.1	11.1	9.7
Soft drink flavoring syrup, sold in bulk.....		311930-6	05/15	114.8	114.8	119.8	4.4	4.4
Other flavoring agents (except chocolate syrups).....		311930-8	12/85	137.1	137.1	138.8	5.7	1.2
Secondary products and miscellaneous receipts.....		311930-SM						
Secondary products.....		311930-S	06/07	144.6	144.4	150.7	4.4	4.4
Seasoning & dressing mfg.....	31194		12/03	162.8	162.1	162.4	1.2	0.2
Mayonnaise, dressing, and sauce manufacturing.....								
Primary products.....	311941	311941-P	06/81	141.0	141.1	141.2	1.7	0.1
Vinegar and cider.....		311941-1	12/85	253.8	253.9	254.2	1.2	0.1
Prepared sauces, excluding tomato-based sauces and sauces comprised of 20 percent or more meat.....		311941-4	06/81	151.2	151.2	151.7	2.5	0.3
Mayonnaise, salad dressings, and sandwich spreads.....		311941-7	06/81	208.4	208.5	209.1	1.0	0.3
Spoon-type salad dressing incl. mayonnaise, sandwich spreads, refrigerated dressings, semisolid.....		311941-75	06/07	263.0	263.0	263.1	1.2	0.0
Pourable-type salad dressing (reduced calorie, cheese, vinegar and oil, etc.)....		311941-76	06/07	137.3	137.3	137.3	1.8	0.0
Secondary products and miscellaneous receipts.....		311941-SM						
Miscellaneous receipts.....		311941-M	06/94	133.2	133.2	133.2	0.0	0.0
Secondary products.....		311941-S	06/81	214.6	214.8	214.6	4.1	-0.1
Spice and extract manufacturing.....	311942		12/03	178.5	177.2	177.6	0.8	0.2
Primary products.....		311942-P	12/03	181.9	180.7	180.7	0.9	0.0
Table salt (evaporated), pepper (white and black), and other spices.....		311942-1	06/85	241.9	237.8	236.5	-0.9	-0.5
Pepper and other spices in commercial sizes (1 lb or more).....		311942-16	05/17	97.2	93.3	91.6	-7.2	-1.8
Flavoring extracts, emulsions, liquid flavors, and food colorings.....		311942-6	12/85	344.7	345.3	346.2	1.3	0.3
Dry mix food preparations.....		311942-7	06/91	148.5	146.8	146.8	2.0	0.0
Secondary products and miscellaneous receipts.....		311942-SM						
Secondary products.....		311942-S	12/03	134.8	—	—	—	—
All other food mfg.....	31199		12/03	125.3	129.7	129.0	-1.5	-0.5
Perishable prepared food manufacturing.....								
Primary products.....	311991	311991-P	12/85	135.3	135.6	137.6	1.9	1.5
Perishable prepared foods.....		311991-0	12/85	193.4	193.8	196.9	2.0	1.6
Secondary products and miscellaneous receipts.....		311991-SM						
Miscellaneous receipts.....		311991-M	12/03	212.1	212.6	212.6	0.1	0.0
All other miscellaneous food manufacturing.....								
Primary products.....	311999	311999-P	12/03	112.3	120.5	117.2	-5.0	-2.7
Secondary products and miscellaneous receipts.....		311999-SM	12/03	104.7	113.9	110.1	-6.5	-3.3
Beverage & tobacco mfg.....	312		12/03	157.9	159.5	160.5	3.3	0.6
Beverage mfg.....	3121		12/84	195.6	196.8	198.9	2.3	1.1
Soft drink & ice mfg.....	31211		12/03	138.7	139.9	141.7	3.1	1.3
Soft drink manufacturing.....								
Primary products.....	312111	312111-P	06/81	231.5	233.9	237.0	3.4	1.3
Soft drinks, non-carbonated.....		312111-A	12/00	237.3	240.1	243.5	3.9	1.4
Soft drinks, non-carbonated, all other types.....		312111-A3	06/07	152.5	154.6	156.5	4.2	1.2
Soft drinks, non-carbonated, fruit drinks, cocktails, ades.....		312111-A4	12/11	112.7	113.1	114.5	1.2	1.2
Soft drinks, bottled, canned, glass, plastic, carbonated.....		312111-2	12/11	111.5	114.1	115.5	7.2	1.2
Secondary products and miscellaneous receipts.....		312111-SM						
Miscellaneous receipts.....		312111-M	06/81	121.6	122.9	124.7	3.7	1.5
Secondary products.....		312111-S	06/81	180.2	181.2	182.0	-0.7	0.4
Bottled water manufacturing.....	312112		12/03	259.4	259.2	263.0	2.6	1.5
Primary products.....		312112-P	12/03	84.1	83.3	84.2	0.7	1.1
Bottled water.....		312112-0	12/00	82.2	81.5	82.4	0.9	1.1
Secondary products and miscellaneous receipts.....		312112-SM						
Miscellaneous receipts.....		312112-M	12/03	80.7	80.0	80.9	0.7	1.1
Secondary products.....		312112-S2	09/18	105.2	—	105.2	—	—
Ice manufacturing.....	312113		12/85	99.3	98.7	98.7	-1.3	0.0
Primary products.....		312113-P	12/85	226.3	226.3	226.7	2.5	0.2
Ice, manufactured (cubed, crushed, etc.), including can or block.....		312113-0	12/03	217.0	217.0	217.3	2.6	0.1
Secondary products and miscellaneous receipts.....		312113-SM						
Miscellaneous receipts.....		312113-M	08/98	145.3	145.3	145.6	2.6	0.2
Breweries.....	31212		12/03	—	104.4	104.4	—	0.0
Breweries.....	312120		06/82	140.7	141.5	143.4	2.1	1.3
Primary products.....		312120-P	06/82	211.0	212.3	215.1	2.1	1.3
Canned beer and ale case goods.....		312120-1	06/82	210.2	211.4	214.3	2.1	1.4
				220.5	—	—	—	—

See footnotes at end of table.

Table 11. Producer price indexes for the net output of selected industries and their products, not seasonally adjusted — Continued

Industry and product ¹	Industry code	Product code	Index base	Index			Percent change to Jan. 2020 from:	
				Sept. 2019 ²	Dec. 2019 ²	Jan. 2020 ²	Jan. 2019	Dec. 2019
Breweries - Continued								
Bottled beer and ale case goods.....		312120-5	06/82	182.2	183.6	183.4	0.9	-0.1
Beer and ale in barrels and kegs.....		312120-7	06/82	293.3	302.8	298.2	2.2	-1.5
All other malt beverages and brewing products.....		312120-9	06/82	160.0	160.0	161.8	1.3	1.1
Secondary products and miscellaneous receipts.....		312120-SM						
Miscellaneous receipts.....		312120-M	12/02	131.5	131.5	131.5	0.0	0.0
Secondary products.....		312120-S	12/03	140.5	—	141.0	-1.1	—
Wineries.....	31213		12/03	125.0	125.3	125.5	1.1	0.2
Wineries.....	312130		12/83	173.7	174.2	174.4	1.1	0.1
Primary products.....		312130-P	12/83	177.0	177.5	177.8	0.8	0.2
Wines, brandy, and brandy spirits.....		312130-0	12/98	126.4	126.8	127.0	0.8	0.2
Wines, white, red & rose grape, and other fruit, 14 percent or less alcohol.....		312130-08	12/11	106.1	106.5	106.5	0.9	0.0
Wines, white grape, 14 percent or less alcohol content.....		312130-0811	12/83	151.0	151.0	151.1	1.3	0.1
Wines, red grape, 14 percent or less alcohol content.....		312130-0821	12/83	205.0	207.3	207.3	0.3	0.0
Wines, rose grape & other fruits & berries, 14 percent or less alcohol.....		312130-0831	12/11	139.3	137.4	137.4	1.6	0.0
Wines, dessert, effervescent, and wine coolers.....		312130-09	12/11	117.5	117.5	117.5	0.1	0.0
Wines, effervescent, including sparkling (carbonated), wine coolers.....		312130-0921	12/11	118.4	118.4	118.4	0.0	0.0
Other wines, brandy, and brandy spirits.....		312130-0B	06/06	106.4	106.4	107.1	0.7	0.7
Secondary products and miscellaneous receipts.....		312130-SM						
Miscellaneous receipts.....		312130-M	12/91	153.1	153.1	153.1	6.3	0.0
Distilleries.....	31214		12/03	122.2	122.3	122.3	0.3	0.0
Distilleries.....	312140		06/83	201.2	201.4	201.4	0.3	0.0
Primary products.....		312140-P	06/83	197.0	197.2	197.2	0.5	0.0
Distilled liquor, except brandy.....		312140-2	07/98	104.6	104.6	104.5	0.2	-0.1
Distilled whiskey, all other distilled liquor, excluding brandy.....		312140-22	12/11	111.8	111.7	111.7	0.2	0.0
Bottled liquor, except brandy.....		312140-4	06/83	195.6	196.1	196.0	0.7	-0.1
Bottled whiskey.....		312140-4B	06/12	100.7	100.7	100.7	0.8	0.0
Bottled gin, vodka, rum, cordials, cocktails, and similiar compounds.....		312140-4C	06/12	103.9	104.1	104.0	0.5	-0.1
All other bottled liquor, except brandy.....		312140-4D	06/12	102.7	103.9	103.7	1.7	-0.2
Secondary products and miscellaneous receipts.....		312140-SM						
Tobacco mfg.....	3122		12/84	785.1	798.6	798.8	5.7	0.0
Tobacco manufacturing.....	31223		12/82	859.5	874.3	874.5	5.7	0.0
Tobacco manufacturing.....	312230		12/11	143.2	145.7	145.7	5.7	0.0
Primary products.....		312230-P	12/11	146.3	148.9	148.9	5.8	0.0
Tobacco stemming and redrying.....		312230-0	06/84	113.2	113.3	114.4	0.7	1.0
Tobacco, unstemmed leaf, redried before packing.....		312230-01	12/03	113.7	113.9	115.4	0.7	1.3
Tobacco, stemmed.....		312230-04	06/84	104.5	104.5	105.2	0.7	0.7
Cigarettes, excluding electronic.....		312230-1	12/82	923.7	942.7	942.7	6.4	0.0
Other tobacco products.....		312230-9	12/03	186.8	187.7	187.7	3.8	0.0
Cigars.....		312230-91	12/82	593.6	593.6	593.6	1.3	0.0
Chewing and smoking tobacco.....		312230-94	12/82	750.5	755.0	755.0	4.5	0.0
Secondary products and miscellaneous receipts.....		312230-SM						
Textile mills.....	313		12/03	134.9	134.4	134.4	-0.4	0.0
Fiber, yarn, and thread mills.....	3131		12/84	137.8	135.4	135.3	-2.3	-0.1
Fiber, yarn, and thread mills.....	31311		12/84	137.8	135.4	135.3	-2.3	-0.1
Fiber, yarn, and thread mills.....	313110		12/11	96.0	94.2	94.2	-2.3	0.0
Primary products.....		313110-P	12/11	95.4	93.7	93.7	-2.3	0.0
Thread.....		313110-L	06/84	250.6	250.6	—	—	—
Spun yarns.....		313110-4	12/82	124.4	120.6	122.8	-2.8	1.8
Carded cotton spun yarns.....		313110-41	12/82	93.5	89.6	92.8	-2.9	3.6
Noncellulosic fiber and other natural fiber (excluding cotton and wool) spun yarns.....		313110-47	12/96	137.9	135.2	135.3	-3.3	0.1
Greige polyester spun yarns.....		313110-471	06/08	121.1	—	119.6	-3.1	—
Greige other noncellulosic fiber and other natural fiber spun yarns.....		313110-473	12/96	142.8	137.7	136.7	-6.4	-0.7
Textured and twisted yarns.....		313110-6	12/82	164.8	164.4	160.4	-1.6	-2.4
Textured/crimped/bulked filament yarns, incl. stretch yarn, made from purchased filament yarn.....		313110-6H	12/82	172.8	172.6	167.8	-2.7	-2.8
Commission receipts for throwing, texturing, or winding filament yarns.....		313110-6J	12/82	140.3	—	—	—	—
Secondary products and miscellaneous receipts.....		313110-SM						
Fabric mills.....	3132		12/03	133.1	133.0	132.7	-0.6	-0.2
Broadwoven fabric mills.....	31321		12/03	135.1	134.4	134.2	-1.5	-0.1
Broadwoven fabric mills.....	313210		12/03	135.1	134.3	134.2	-1.5	-0.1
Primary products.....		313210-P	12/03	134.4	133.6	133.5	-1.6	-0.1
Greige manmade fiber broadwoven fabrics.....		313210-F	06/11	100.9	100.6	100.5	-0.9	-0.1

See footnotes at end of table.

Table 11. Producer price indexes for the net output of selected industries and their products, not seasonally adjusted — Continued

Industry and product ¹	Industry code	Product code	Index base	Index			Percent change to Jan. 2020 from:	
				Sept. 2019 ²	Dec. 2019 ²	Jan. 2020 ²	Jan. 2019	Dec. 2019
Broadwoven fabric mills - Continued								
Greige manmade fiber broadwoven fabrics, comb. of spun and filament yarns (exc. wool blends).....		313210-FA	04/85	140.0	140.2	140.2	-3.2	0.0
Greige manmade fiber broadwoven fabrics 85 pct or more filament yarn exc rayon/acetate/lyocell.....		313210-FG	06/81	138.9	138.3	138.2	-1.0	-0.1
Finished manmade/natural fiber (exc. cotton/wool) broadwoven fabrics, finished in weaving mills.....		313210-K	06/81	162.8	161.8	162.1	-2.3	0.2
Fabricated textile products, made in weaving mills.....		313210-W	12/06	144.0	144.0	145.4	1.0	1.0
Greige and finished wool broadwoven fabrics and felts.....		313210-X	06/11	135.4	135.4	135.4	0.7	0.0
Finished cotton broadwoven fabrics, finished in weaving mills.....		313210-9	12/80	150.8	-	-	-	-
Secondary products and miscellaneous receipts.....		313210-SM						
Narrow fabric mills and schiffli embroidery.....	31322		06/84	185.1	185.5	185.8	1.1	0.2
Narrow fabric mills and schiffli embroidery.....	313220		06/84	187.8	188.2	188.4	1.1	0.1
Primary products.....		313220-P	06/84	192.2	192.7	193.0	1.2	0.2
Woven narrow fabrics (12 inches or less in width).....		313220-2	06/84	189.7	190.8	191.4	1.4	0.3
Woven nonelastic narrow fabric labels, ribbons, and tape.....		313220-22	12/08	135.8	-	-	-	-
Woven nonelastic narrow fabrics and webbing, excluding labels, woven edge ribbons, and tape.....		313220-23	12/08	121.5	-	-	-	-
Braided narrow fabrics (12 inches or less in width).....		313220-4	06/84	258.2	256.3	256.3	-0.8	0.0
Secondary products and miscellaneous receipts.....		313220-SM						
Secondary products.....		313220-S	06/84	-	175.8	176.1	0.7	0.2
Nonwoven fabric mills.....	31323		12/03	127.0	127.1	126.5	-0.9	-0.5
Nonwoven fabric mills.....	313230		12/85	151.7	151.8	151.1	-0.9	-0.5
Primary products.....		313230-P	12/85	158.6	158.4	157.6	-1.3	-0.5
Nonwoven fabrics.....		313230-1	12/85	160.1	159.9	158.9	-1.5	-0.6
Pressed, punched, or needled felts, excluding hats.....		313230-5	12/85	-	145.7	145.7	0.7	0.0
Secondary products and miscellaneous receipts.....		313230-SM						
Knit fabric mills.....	31324		12/03	124.1	124.3	125.1	2.1	0.6
Knit fabric mills.....	313240		12/11	104.4	104.6	105.2	2.0	0.6
Primary products.....		313240-P	12/11	104.6	104.7	105.4	1.9	0.7
Weft (circular) knit fabrics.....		313240-2	06/81	125.8	126.1	127.1	1.3	0.8
Weft (circular) knit fabrics, greige goods (excl uding hosiery).....		313240-21	06/81	150.8	150.8	150.8	0.3	0.0
Weft (circular) knit fabrics, knit and finished in the same establishment (excl hosiery).....		313240-23	12/94	113.2	113.7	115.3	2.0	1.4
Other knit fabrics and laces.....		313240-4	06/81	136.5	136.4	137.2	2.5	0.6
Warp knit fabrics, greige goods (excluding hosiery).....		313240-41	06/81	160.9	161.4	162.6	1.1	0.7
Warp knit fabrics, knit and finished in same establishment.....		313240-43	12/03	113.0	112.8	113.5	3.4	0.6
Secondary products and miscellaneous receipts.....		313240-SM1						
Textile and fabric finishing mills.....	3133		12/03	140.1	140.3	141.0	1.4	0.5
Textile and fabric finishing mills.....	31331		12/03	137.2	137.2	138.1	1.2	0.7
Textile and fabric finishing mills.....	313310		12/11	108.3	108.3	109.0	1.2	0.6
Primary products.....		313310-P	12/11	107.7	107.7	108.4	1.2	0.6
Textile and fabric finishing, except broadwoven.....		313310-B	12/03	118.7	118.6	118.6	0.2	0.0
Finished broadwoven fabrics, finished in finishing mills.....		313310-4	12/03	147.7	147.8	149.4	1.8	1.1
Finished cotton broadwoven fabrics, finished in finishing mills.....		313310-41	06/84	174.8	174.8	174.8	0.0	0.0
Commission finishing of cotton broadwoven fabrics.....		313310-43	06/84	218.0	218.0	234.8	7.9	7.7
Other finished broadwoven fabrics (excl. cotton and wool), finished in finishing mills.....		313310-45	06/84	176.7	176.1	175.3	-0.5	-0.5
Other commission finishing of broadwoven fabrics (excl. cotton & wool).....		313310-47	06/84	240.3	242.5	242.5	3.4	0.0
Secondary products and miscellaneous receipts.....		313310-SM						
Fabric coating mills.....	31332		12/03	152.8	153.5	153.9	1.7	0.3
Fabric coating mills.....	313320		06/85	215.8	216.7	217.3	1.6	0.3
Primary products.....		313320-P	06/85	212.3	213.3	213.9	1.8	0.3
Vinyl coated fabrics, including expanded vinyl coated.....		313320-1	06/85	222.2	223.4	223.3	2.2	0.0
Rubber coated fabrics, garment and footwear.....		313320-4	12/03	164.3	164.3	165.3	0.9	0.6
Coated or laminated fabrics and coated yarns, incl. impregnated fabrics.....		313320-5	06/06	123.9	124.5	124.9	1.7	0.3
Secondary products and miscellaneous receipts.....		313320-SM						
Miscellaneous receipts.....		313320-M	12/92	218.3	218.3	218.3	0.0	0.0
Secondary products.....		313320-S	06/85	188.4	188.6	188.4	1.1	-0.1
Textile product mills.....	314		12/03	139.0	138.9	139.3	0.1	0.3
Textile furnishings mills.....	3141		12/03	142.1	142.0	142.5	0.0	0.4
Carpet and rug mills.....	31411		12/84	177.0	177.1	176.2	-1.1	-0.5
Carpet and rug mills.....	314110		06/90	162.0	162.1	161.3	-1.0	-0.5
Primary products.....		314110-P	06/90	163.1	163.2	162.9	-0.8	-0.2

See footnotes at end of table.

Table 11. Producer price indexes for the net output of selected industries and their products, not seasonally adjusted — Continued

Industry and product ¹	Industry code	Product code	Index base	Index			Percent change to Jan. 2020 from:	
				Sept. 2019 ²	Dec. 2019 ²	Jan. 2020 ²	Jan. 2019	Dec. 2019
Carpet and rug mills - Continued								
Carpet and rugs.....		314110-0	06/90	163.1	163.2	162.9	-0.8	-0.2
Secondary products and miscellaneous receipts.....		314110-SM						
Curtain and linen mills.....	31412		12/03	141.8	141.5	144.6	2.5	2.2
Curtain and linen mills.....	314120		06/83	165.8	165.5	169.2	2.5	2.2
Primary products.....		314120-P	06/83	167.8	167.4	170.6	2.0	1.9
Curtains and draperies, made from purchased materials.....		314120-1	06/84	192.4	192.4	192.4	1.5	0.0
Other household textile products, made from purchased materials.....		314120-8	06/83	168.7	168.3	172.4	2.2	2.4
Bedspreads, made from purchased materials.....		314120-83	06/83	128.3	128.3	128.3	2.9	0.0
Other household furnishings, made from purchased materials.....		314120-89	06/83	162.2	161.7	166.3	2.4	2.8
Secondary products and miscellaneous receipts.....		314120-SM						
Miscellaneous receipts.....		314120-M	06/83	154.6	154.6	162.8	6.6	5.3
Secondary products.....		314120-S	06/83	176.4	176.4	177.2	4.2	0.5
Other textile product mills.....	3149		12/03	133.1	132.9	133.1	0.0	0.2
Textile bag and canvas mills.....	31491		12/03	143.1	143.0	143.4	2.2	0.3
Textile bag and canvas mills.....	314910		12/11	119.4	119.3	119.7	2.2	0.3
Primary products.....		314910-P	12/11	120.6	120.5	120.8	2.4	0.2
Textile bags.....		314910-1	12/85	177.4	—	180.0	6.4	—
Duffle bags.....		314910-11	12/02	133.1	—	135.6	1.9	—
Canvas and related products.....		314910-5	12/85	311.7	311.3	311.5	1.6	0.1
Secondary products and miscellaneous receipts.....		314910-SM						
Miscellaneous receipts.....		314910-M	12/11	108.5	108.5	108.5	0.0	0.0
Secondary products.....		314910-S	12/11	122.4	122.2	123.5	3.8	1.1
All other textile product mills.....	31499		12/03	127.5	127.2	127.3	-1.2	0.1
Rope, twine, tire cord, and tire fabric mills.....	314994		12/11	92.1	91.5	91.5	-5.8	0.0
Primary products.....		314994-P	12/11	89.6	88.9	88.8	-6.4	-0.1
Rope, cordage, and twine.....		314994-4	06/85	220.6	217.8	216.5	-4.2	-0.6
Tire cord and tire fabrics.....		314994-7	06/84	119.5	—	119.2	-7.7	—
Secondary products and miscellaneous receipts.....		314994-SM						
All other miscellaneous textile product mills.....	314999		12/03	124.0	124.0	124.1	0.4	0.1
Primary products.....		314999-P	12/03	124.0	123.9	124.0	-0.1	0.1
Embroideries (excluding Schiffl machine products) and embroidery contractors.....		314999-6	12/11	113.8	114.2	114.3	2.9	0.1
Trimnings and findings, excluding automobile and apparel.....		314999-7	12/03	—	166.3	166.3	—	0.0
All other miscellaneous fabricated textile products.....		314999-8	12/03	122.8	122.9	123.0	0.6	0.1
Secondary products and miscellaneous receipts.....		314999-SM						
Miscellaneous receipts.....		314999-M	12/03	133.7	133.7	133.7	1.4	0.0
Secondary products.....		314999-S	12/03	116.3	116.6	117.1	3.8	0.4
Apparel manufacturing.....	315		12/03	116.8	116.7	117.2	1.6	0.4
Apparel knitting mills.....	3151		12/84	131.1	130.9	131.1	0.3	0.2
Hosiery and sock mills.....	31511		12/84	134.2	134.2	134.2	0.2	0.0
Hosiery and sock mills.....	315110		12/10	113.0	113.0	113.0	0.3	0.0
Primary products.....		315110-P	12/10	108.6	108.6	108.6	0.3	0.0
Men's finished hosiery and socks, sizes 10 and up (excluding sheer).....		315110-7	06/84	169.9	169.9	169.9	0.7	0.0
Hosiery and socks, all other types, finished (excluding sheer).....		315110-8	06/84	123.4	123.4	123.4	0.0	0.0
Secondary products and miscellaneous receipts.....		315110-SM						
Other apparel knitting mills.....	31519		12/06	116.1	115.7	116.0	0.3	0.3
Other apparel knitting mills.....	315190		12/11	105.9	105.5	105.8	0.3	0.3
Primary products.....		315190-P	12/11	107.7	107.1	107.6	0.6	0.5
Secondary products and miscellaneous receipts.....		315190-SM						
Cut and sew apparel manufacturing.....	3152		12/03	115.1	115.1	115.7	1.4	0.5
Cut and sew apparel contractors.....	31521		12/03	114.0	114.0	116.0	4.4	1.8
Cut and sew apparel contractors.....	315210		12/11	108.7	108.7	110.7	4.4	1.8
Primary products.....		315210-P	12/11	108.7	108.7	110.8	4.6	1.9
Contract receipts for women's, girls', and infants' apparel.....		315210-2	12/03	109.7	109.7	110.6	5.5	0.8
Contract receipts for women's, girls', & infants' nontailored coats, jackets, & other outerwear.....		315210-27	06/07	102.0	102.0	105.5	3.4	3.4
Contract receipts for women's/girls'/infants' skirts, tailored suits/coats, underwear/nightwear, etc.....		315210-2T	06/07	102.0	102.0	—	—	—
Contract receipts for men's and boys' (including unisex) apparel.....		315210-4	12/03	126.9	126.9	131.2	3.3	3.4
Contract receipts for men's and boys' pants, work apparel, and other outerwear.....		315210-48	06/07	106.7	106.7	107.4	0.7	0.7
Contract receipts for men's & boys' shirts, tailored suits/coats/jackets, & underwear/nightwear.....		315210-4T	06/07	125.2	125.2	134.8	7.5	7.7

See footnotes at end of table.

Table 11. Producer price indexes for the net output of selected industries and their products, not seasonally adjusted — Continued

Industry and product ¹	Industry code	Product code	Index base	Index			Percent change to Jan. 2020 from:	
				Sept. 2019 ²	Dec. 2019 ²	Jan. 2020 ²	Jan. 2019	Dec. 2019
Cut and sew apparel contractors - Continued								
Secondary products and miscellaneous receipts.....		315210-SM						
Men's and boys' cut and sew apparel mfg.....	31522		12/03	123.3	123.3	123.6	2.0	0.2
Men's and boys' cut and sew apparel manufacturing.....	315220		12/11	112.0	112.0	112.3	2.0	0.3
Primary products.....		315220-P	12/11	110.3	110.3	110.5	1.8	0.2
Men's and boys' pants, except work pants.....		315220-A	12/81	138.9	—	138.9	0.0	—
Men's and boys' work clothing.....		315220-C	12/81	166.0	166.0	166.1	0.6	0.1
Men's and boys' work shirts, made from purchased fabrics.....		315220-C1	12/81	148.8	—	—	—	—
Men's and boys' work clothing and washable service apparel (excl. work shirts and jeans), mfgm.....		315220-C3	12/81	169.6	169.6	169.7	0.5	0.1
Men's and boys' other outerwear.....		315220-E	12/83	172.2	172.2	172.9	2.0	0.4
Men's and boys' nontailored coats, jackets, and vests (excl. ski apparel & work jackets), mfgm.....		315220-E1	12/83	188.7	188.7	189.7	1.8	0.5
Men's and boys' heavyweight nontailored coats, jackets, and vests (excl. ski apparel & work).....		315220-E11	06/07	159.1	159.1	159.8	0.9	0.4
Men's and boys' lightweight nontailored coats, jackets, and vests (excl. ski apparel & work).....		315220-E12	06/07	119.6	119.6	120.4	2.9	0.7
Men's and boys' nightwear, robes, and underwear, made from purchased fabrics.....		315220-1	12/03	148.3	148.3	148.3	1.4	0.0
Men's and boys' suits, coats, and overcoats.....		315220-2	12/80	182.2	182.2	182.2	0.7	0.0
Men's and boys' tailored suits, including dress uniforms (firefighter, military, police, etc.).....		315220-22	06/02	109.5	109.5	109.5	0.7	0.0
Men's and boys' tailored overcoats (incl. water-repellent), dress and sport coats, and vests.....		315220-29	12/08	105.4	105.4	105.4	0.4	0.0
Men's and boys' shirts, except work shirts.....		315220-6	06/83	167.1	167.1	168.3	5.1	0.7
Men's and boys' knit dress and sport shirts, made from purchased fabrics.....		315220-61	06/83	149.1	149.1	149.1	4.0	0.0
Men's and boys' woven dress and sport shirts, made from purchased fabrics.....		315220-63	06/83	167.7	167.7	169.9	6.1	1.3
Secondary products and miscellaneous receipts.....		315220-SM						
Secondary products.....		315220-S	12/11	109.5	109.5	110.3	6.4	0.7
Women's & girls' cut & sew apparel mfg.....	31524		12/03	109.5	109.5	109.5	0.0	0.0
Women's, girls', and infants' cut and sew apparel manufacturing.....	315240		12/11	107.1	107.1	107.1	0.0	0.0
Primary products.....		315240-P	12/11	107.2	107.1	107.1	-0.1	0.0
Women's and girls' lingerie and nightwear.....		315240-1	12/03	117.5	117.5	117.5	0.1	0.0
Women's and girls' underwear, excluding foundation garments, made from purchased fabrics.....		315240-11	12/03	113.7	113.7	113.7	0.4	0.0
Women's and girls' nightwear, excluding robes and dressing gowns, made from purchased fabrics.....		315240-13	12/03	117.4	117.4	117.4	0.0	0.0
Women's and girls' brassieres, bandeaux, corsets (exc. surgical), girdles, & combinations, mfgm.....		315240-17	06/82	168.4	168.4	168.4	0.1	0.0
Women's and girls' blouses and shirts.....		315240-2	06/83	159.6	159.6	159.6	0.0	0.0
Women's and girls' knit shirts and blouses, made from purchased fabrics.....		315240-21	06/93	127.7	127.7	127.7	0.0	0.0
Women's and girls' woven shirts and blouses, made from purchased fabrics.....		315240-23	06/83	186.3	186.3	186.3	0.1	0.0
Women's and girls' dresses, made from purchased fabrics.....		315240-3	12/80	135.0	135.0	135.0	0.0	0.0
Women's and girls' suits, coats, and skirts.....		315240-4	12/82	127.3	127.3	127.3	0.0	0.0
Women's and girls' skirts, made from purchased fabrics.....		315240-46	12/82	131.7	131.7	131.7	0.0	0.0
Women's and girls' tailored jackets and vests, excluding fur and leather, mfgm.....		315240-48	12/98	117.1	—	—	—	—
Women's and girls' other outerwear.....		315240-8	06/83	120.6	120.3	120.3	-0.3	0.0
Women's and girls' sweaters, including sweater vests, made from purchased fabrics.....		315240-82	12/06	88.6	88.6	88.6	0.0	0.0
Women's and girls' shorts, including tennis skirts, made from purchased fabrics.....		315240-84	06/93	115.3	115.3	115.3	0.0	0.0
Women's and girls' slacks, jeans, & jean-cut casual slacks (exc. sweatpants), mfgm.....		315240-86	06/83	88.5	88.5	88.5	0.8	0.0
Women's and girls' sweatpants, bodysuits, warm-up suits, rompers, & beachwear (exc. swimwear).....		315240-88	06/07	132.2	132.2	—	—	—
Women's and girls' swimwear, made from purchased fabrics.....		315240-8A	12/83	163.1	161.6	161.3	-3.1	-0.2
Women's and girls' nontailored coats, jackets, vests, and washable service apparel, mfgm.....		315240-8T	06/07	100.5	100.5	100.5	0.2	0.0
Infants' apparel, made from purchased fabrics.....		315240-9	12/03	118.4	—	118.4	0.0	—
Secondary products and miscellaneous receipts.....		315240-SM						
Secondary products.....		315240-S	12/11	102.3	102.4	102.9	0.6	0.5
Other cut and sew apparel manufacturing.....	31528		12/03	138.5	138.5	139.1	1.2	0.4
Other cut and sew apparel manufacturing.....	315280		12/03	136.2	136.2	136.8	1.3	0.4
Primary products.....		315280-P	12/03	138.9	138.9	139.4	1.4	0.4
Fur and leather apparel, made from purchased materials.....		315280-2	12/03	177.3	177.3	179.0	1.7	1.0
All other cut and sew apparel, made from purchased materials.....		315280-6	12/03	137.4	137.4	137.8	1.2	0.3
Team sport uniforms, men's and boys', made from purchased fabrics.....		315280-65	12/06	126.0	126.0	126.0	0.6	0.0
Vestments and costumes, made from purchased materials.....		315280-69	12/03	128.8	128.8	129.3	1.5	0.4
Secondary products and miscellaneous receipts.....		315280-SM						

See footnotes at end of table.

Table 11. Producer price indexes for the net output of selected industries and their products, not seasonally adjusted — Continued

Industry and product ¹	Industry code	Product code	Index base	Index			Percent change to Jan. 2020 from:	
				Sept. 2019 ²	Dec. 2019 ²	Jan. 2020 ²	Jan. 2019	Dec. 2019
Other cut and sew apparel manufacturing - Continued								
Secondary products.....		315280-S	12/03	90.9	90.9	91.5	1.1	0.7
Accessories and other apparel manufacturing.....	3159		12/03	134.9	134.9	135.1	5.6	0.1
Accessories and other apparel manufacturing.....	31599		12/03	134.9	134.9	135.1	5.6	0.1
Accessories and other apparel manufacturing.....	315990		12/11	121.3	121.3	121.5	5.6	0.2
Primary products.....		315990-P	12/11	118.2	118.1	118.4	3.0	0.3
All other accessories and apparel.....		315990-B	12/03	114.1	114.1	114.1	3.8	0.0
Leather belts, made from purchased materials.....		315990-BC	06/85	154.5	154.5	154.5	0.0	0.0
All other apparel accessories, made from purchased materials.....		315990-BE	12/11	111.8	111.8	111.8	4.8	0.0
Hats, caps, and millinery products.....		315990-4	12/90	217.6	216.6	218.1	1.3	0.7
Men's and boys' fabric, straw, and felt hats, made from purchased materials.....		315990-41	12/90	211.7	209.2	211.8	2.7	1.2
Women's, girls', and infants' fabric, straw, and felt hats, made from purchased materials.....		315990-43	12/90	159.9	159.9	159.9	0.0	0.0
Hat bodies and fabric caps, made from purchased materials.....		315990-45	12/90	236.8	236.8	237.6	0.4	0.3
Gloves and mittens, made from purchased materials.....		315990-7	12/03	152.0	153.3	153.3	3.9	0.0
Men's and boys' neckwear, made from purchased materials.....		315990-8	12/83	170.4	170.4	170.4	3.5	0.0
Secondary products and miscellaneous receipts.....		315990-SM						
Secondary products.....		315990-S	12/11	121.0	121.1	121.6	1.1	0.4
Leather and allied product manufacturing.....	316		12/84	175.1	175.2	175.8	0.6	0.3
Leather and hide tanning and finishing.....	3161		06/81	180.8	180.2	182.9	-2.3	1.5
Leather and hide tanning and finishing.....	31611		06/81	180.8	180.2	182.9	-2.3	1.5
Leather and hide tanning and finishing.....	316110		06/81	180.7	180.1	182.8	-2.4	1.5
Primary products.....		316110-P	06/81	177.3	176.6	179.4	-2.4	1.6
Finished and unfinished leather.....		316110-1	12/97	98.0	97.6	99.4	-3.0	1.8
Tanning or finishing leather owned by others, and furs, dressed and dyed or bleached.....		316110-2	06/11	110.3	110.3	110.3	1.1	0.0
Contract and commission receipts for tanning or finishing leather owned by others.....		316110-21	06/81	175.3	175.3	175.3	0.5	0.0
Secondary products and miscellaneous receipts.....		316110-SM						
Footwear manufacturing.....	3162		12/03	134.9	135.2	134.8	1.9	-0.3
Footwear manufacturing.....	31621		12/03	134.9	135.2	134.8	1.9	-0.3
Footwear manufacturing.....	316210		12/11	119.2	119.5	119.2	1.9	-0.3
Primary products.....		316210-P	12/11	118.4	118.6	118.2	1.8	-0.3
Rubber and plastics footwear, including athletic footwear.....		316210-1	12/80	152.5	152.5	152.5	0.0	0.0
Men's footwear (size 6 and larger), excluding athletic.....		316210-3	12/93	164.6	164.7	164.7	1.8	0.0
Women's footwear (size 4 and larger), excluding athletic.....		316210-4	12/93	135.9	135.9	135.9	4.2	0.0
Other footwear, excluding rubber and plastic soled footwear.....		316210-9	12/11	120.1	124.0	113.7	1.3	-8.3
Secondary products and miscellaneous receipts.....		316210-SM						
Miscellaneous receipts.....		316210-M	12/11	132.4	132.4	132.4	0.7	0.0
Other leather product manufacturing.....	3169		12/03	135.6	135.7	136.2	1.0	0.4
Other leather product manufacturing.....	31699		12/03	135.6	135.7	136.2	1.0	0.4
Women's handbag and purse manufacturing.....	316992		06/82	190.7	190.7	190.7	-0.4	0.0
Primary products.....		316992-P	06/82	179.3	179.3	179.3	-0.5	0.0
Women's and children's handbags and purses.....		316992-0	06/06	131.1	131.1	131.1	-0.5	0.0
Secondary and miscellaneous receipts.....		316992-SM						
All other leather and allied good mfg.....	316998		12/11	118.1	118.2	118.8	1.5	0.5
Primary products.....		316998-P	12/11	117.1	117.3	118.0	1.1	0.6
Luggage (including suitcases, travel bags, backpacks, and other types).....		316998-1	12/84	149.2	149.2	149.9	0.5	0.5
Personal leather goods (excluding women's handbags and purses).....		316998-2	06/82	188.5	188.5	188.7	0.1	0.1
Boot and shoe cut stock and findings.....		316998-4	12/06	117.9	117.9	117.9	-1.8	0.0
All other miscellaneous leather goods.....		316998-5	12/03	148.0	148.3	149.9	2.5	1.1
Secondary products and miscellaneous receipts.....		316998-SM						
Miscellaneous receipts.....		316998-M	12/11	123.9	123.9	124.1	3.0	0.2
Secondary products.....		316998-S	12/11	110.2	110.2	110.3	0.2	0.1
Wood product manufacturing.....	321		12/03	135.6	135.6	135.9	0.3	0.2
Sawmills and wood preservation.....	3211		12/03	121.8	120.7	121.1	0.3	0.3
Sawmills and wood preservation.....	32111		12/03	121.8	120.7	121.1	0.3	0.3
Sawmills.....	321113		12/80	173.3	171.5	172.1	-0.2	0.3
Primary products.....		321113-P	12/03	116.2	115.0	115.4	0.1	0.3
Hardwood lumber, made in sawmills.....		321113-1	12/03	93.9	89.1	88.4	-22.0	-0.8
Softwood lumber, made in sawmills.....		321113-3	12/03	115.8	116.0	116.2	7.1	0.2
Softwood dressed lumber, less than 2 inches in nominal thickness, not edge worked.....		321113-32	06/12	121.9	117.9	114.9	-5.7	-2.5

See footnotes at end of table.

Table 11. Producer price indexes for the net output of selected industries and their products, not seasonally adjusted — Continued

Industry and product ¹	Industry code	Product code	Index base	Index			Percent change to Jan. 2020 from:	
				Sept. 2019 ²	Dec. 2019 ²	Jan. 2020 ²	Jan. 2019	Dec. 2019
Sawmills - Continued								
Softwood dressed 2-inch lumber, 2 inches in nominal thickness only, not edge worked.....		321113-33	06/12	122.0	124.1	125.1	16.0	0.8
Softwood dressed lumber and timbers, more than 2 inches in nominal thickness, not edge worked.....		321113-34	06/12	108.5	101.5	101.9	-7.4	0.4
Wood chips, excluding field chips.....		321113-5	12/80	116.1	114.5	117.3	1.1	2.4
Wood ties, siding, shingles, and shakes, and contract sawing of logs owned by others.....		321113-7	12/03	149.4	149.6	149.5	4.2	-0.1
Secondary products and miscellaneous receipts.....		321113-SM						
Secondary products.....		321113-S	12/03	113.7	-	-	-	-
Wood preservation.....	321114		06/85	216.0	214.4	215.2	2.9	0.4
Primary products.....		321114-P	06/85	212.8	212.0	212.9	4.3	0.4
Wood poles, piles, and posts owned and treated by the same establishment.....		321114-1	06/85	272.4	276.6	275.6	4.5	-0.4
Other wood products owned and treated by the same establishment.....		321114-5	06/85	192.5	190.1	191.6	5.0	0.8
Receipts for treating wood owned by others w/ arsenical chemicals, creosote, & other chemicals.....		321114-9	06/85	214.0	213.6	214.1	-0.7	0.2
Secondary products and miscellaneous receipts.....		321114-SM						
Plywood and engineered wood product mfg.....	3212		12/03	119.6	121.8	122.4	-1.4	0.5
Plywood and engineered wood product mfg.....	32121		12/03	119.6	121.8	122.4	-1.4	0.5
Hardwood veneer and plywood manufacturing.....	321211		06/85	175.9	175.8	179.1	0.5	1.9
Primary products.....		321211-P	06/85	183.5	183.3	186.9	0.4	2.0
Hardwood veneer, including veneer backed with paper, cloth, or other flexible material.....		321211-1	12/03	106.5	110.1	112.7	-0.6	2.4
Hardwood plywood.....		321211-4	12/12	125.7	122.8	125.3	0.2	2.0
Hardwood veneered panels, including two-ply veneers.....		321211-7	06/85	185.9	185.9	187.8	3.2	1.0
Secondary products and miscellaneous receipts.....		321211-SM						
Softwood veneer and plywood manufacturing.....	321212		12/80	170.2	170.2	170.2	-12.0	0.0
Primary products.....		321212-P	12/80	168.2	169.2	169.0	-13.1	-0.1
Softwood veneer, incl. veneer backed w/ paper, cloth, or other flexible material.....		321212-1	12/80	152.0	147.6	149.0	-15.5	0.9
Softwood plywood products: rough, sanded, and specialties.....		321212-4	12/11	108.6	110.5	110.0	-12.4	-0.5
Secondary products and miscellaneous receipts.....		321212-SM						
Secondary products.....		321212-S	12/80	202.4	197.6	198.7	-7.1	0.6
Engineered wood member manufacturing.....	321213		12/03	131.6	131.0	131.1	-4.0	0.1
Primary products.....		321213-P	12/03	130.8	129.9	129.9	-4.5	0.0
Engineered wood members (excluding trusses).....		321213-0	12/06	110.3	109.6	109.6	-4.4	0.0
Laminated veneer lumber.....		321213-01	12/03	128.6	126.9	-	-	-
Other engineered structural wood members, excluding trusses & laminated veneer lumber.....		321213-02	12/03	135.7	135.6	135.6	-3.1	0.0
Secondary products and miscellaneous receipts.....		321213-SM						
Truss manufacturing.....	321214		12/03	176.6	181.8	181.6	1.6	-0.1
Primary products.....		321214-P	12/03	178.5	184.1	183.9	1.7	-0.1
Wood trusses.....		321214-0	12/03	178.5	184.1	183.9	1.7	-0.1
Secondary products and miscellaneous receipts.....		321214-SM						
Miscellaneous receipts.....		321214-M	12/03	212.1	216.2	216.2	1.9	0.0
Reconstituted wood product manufacturing.....	321219		06/91	175.7	181.9	183.2	3.9	0.7
Primary products.....		321219-P	06/91	175.9	182.2	183.5	3.9	0.7
Hardboard products.....		321219-B	12/11	122.4	122.4	122.4	-	0.0
Particleboard made from particleboard produced at the same location.....		321219-1	12/82	261.3	262.2	261.3	8.6	-0.3
Medium density fiberboard (MDF) made from MDF produced at the same location.....		321219-3	06/84	189.2	190.1	-	-	-
Secondary products and miscellaneous receipts.....		321219-SM						
Other wood product manufacturing.....	3219		12/03	147.3	147.0	147.1	1.0	0.1
Millwork.....	32191		12/03	137.3	136.7	137.1	0.5	0.3
Wood window and door manufacturing.....	321911		12/03	145.4	145.1	146.0	1.5	0.6
Primary products.....		321911-P	12/03	143.9	143.6	144.5	1.7	0.6
Wood window units.....		321911-1	06/83	270.2	270.2	272.7	6.4	0.9
Double hung wood window units.....		321911-11	06/13	120.8	120.8	122.2	4.8	1.2
Casement wood window units.....		321911-12	06/13	131.0	131.0	132.5	10.5	1.1
All other wood window units, including horizontal sliding, awning and single hung.....		321911-13	06/13	115.2	115.2	115.2	1.2	0.0
Wood sash, excluding sash shipped in window units.....		321911-3	06/83	274.3	274.3	276.0	2.6	0.6
Wood window & door frames, incl. door frames in door units, excl. window frames in window units.....		321911-5	06/83	171.3	167.9	167.9	-8.8	0.0
Wood panel, flush, & molded face doors, interior & exterior, incl. doors with glazed sections.....		321911-7	06/83	233.1	233.3	234.7	2.3	0.6
Other wood doors, incl. garage, patio, bifold, cabinet, screen, storm and louver.....		321911-9	06/83	238.4	238.7	239.9	0.7	0.5

See footnotes at end of table.

Table 11. Producer price indexes for the net output of selected industries and their products, not seasonally adjusted — Continued

Industry and product ¹	Industry code	Product code	Index base	Index			Percent change to Jan. 2020 from:	
				Sept. 2019 ²	Dec. 2019 ²	Jan. 2020 ²	Jan. 2019	Dec. 2019
Wood window and door manufacturing - Continued								
Secondary products and miscellaneous receipts.....		321911-SM						
Secondary products.....		321911-S	12/03	140.5	138.8	138.9	-6.8	0.1
Cut stock, resawing lumber, and planing.....	321912		12/03	130.4	129.8	130.1	-1.7	0.2
Primary products.....		321912-P	12/03	132.4	131.6	131.8	-2.4	0.2
Hardwood lumber, made from purchased lumber.....		321912-1	12/03	107.6	105.8	105.8	-5.6	0.0
Softwood lumber, made from purchased lumber.....		321912-3	12/03	158.2	159.1	159.3	1.1	0.1
Hardwood cut stock and dimension.....		321912-6	06/84	225.5	221.8	221.8	-4.9	0.0
Softwood cut stock and dimension.....		321912-8	12/80	164.6	164.8	165.8	-3.5	0.6
Sawn wood fence stock, wood lath, and contract resawing and planing.....		321912-9	12/03	132.2	132.2	132.2	0.0	0.0
Secondary products and miscellaneous receipts.....		321912-SM						
Other millwork, including flooring.....	321918		12/03	129.7	128.9	128.3	1.3	-0.5
Primary products.....		321918-P	12/03	127.3	126.4	125.8	1.4	-0.5
Wood moldings.....		321918-2	06/83	219.6	219.8	219.8	2.7	0.0
Other wood millwork products, including stairwork, exterior millwork, and softwood flooring.....		321918-5	12/03	111.5	110.6	109.4	-2.7	-1.1
Hardwood flooring.....		321918-7	06/84	197.7	195.2	194.2	2.2	-0.5
Hardwood flooring, other than oak and maple.....		321918-72	12/03	142.5	142.4	142.4	0.1	0.0
Oak and maple hardwood flooring.....		321918-73	06/84	176.1	173.5	172.4	2.7	-0.6
Secondary products and miscellaneous receipts.....		321918-SM						
Secondary products.....		321918-S	12/03	186.5	-	-	-	-
Wood container and pallet manufacturing.....	32192		12/03	151.4	151.2	150.8	-0.1	-0.3
Wood container and pallet manufacturing.....	321920		12/03	151.4	151.2	150.8	-0.1	-0.3
Primary products.....		321920-P	12/03	150.1	150.0	149.5	0.0	-0.3
Nailed and lock-corner wood boxes.....		321920-1	06/85	168.2	168.2	168.2	0.0	0.0
Wood box and crate shook.....		321920-3	06/85	176.0	174.9	175.1	-0.5	0.1
Wood pallets and pallet containers, wood and metal combination.....		321920-5	12/03	155.1	155.0	154.1	-0.3	-0.6
Other wood container parts and wood containers.....		321920-7	12/03	140.4	140.4	141.6	2.2	0.9
Secondary products and miscellaneous receipts.....		321920-SM						
Miscellaneous receipts.....		321920-M	12/03	182.9	181.5	182.8	-2.6	0.7
Secondary products.....		321920-S	12/03	-	133.4	133.4	-	0.0
All other wood product manufacturing.....	32199		12/03	156.3	156.2	156.3	3.1	0.1
Manufactured home, mobile home, manufacturing.....	321991		06/81	328.8	331.0	330.9	9.3	0.0
Primary products.....		321991-P	06/81	329.0	331.3	331.1	9.4	-0.1
Manufactured homes (mobile homes), all width sizes (incl. multisection).....		321991-1	06/81	329.6	331.9	331.7	9.4	-0.1
Secondary products and miscellaneous receipts.....		321991-SM						
Prefabricated wood building manufacturing.....	321992		12/84	288.1	287.5	288.3	2.2	0.3
Primary products.....		321992-P	12/84	279.0	278.4	278.1	1.2	-0.1
Prefabricated stationary wood buildings, components (not sold as complete units).....		321992-1	12/89	172.6	171.9	172.6	0.7	0.4
Prefabricated stationary wood buildings, shipped in panel form (complete units).....		321992-5	12/84	291.8	293.2	292.2	3.1	-0.3
Prefabricated stationary wood buildings, precut packages (complete units).....		321992-6	12/84	334.0	333.1	329.0	-0.1	-1.2
Prefabricated stationary wood buildings, shipped in three-dimensional assemblies.....		321992-7	12/84	269.8	269.3	269.3	2.1	0.0
Prefabricated stationary wood buildings, three-dimensional assemblies, residential.....		321992-71	12/84	265.9	265.4	265.4	2.4	0.0
Prefabricated stationary wood buildings, three-dimensional assemblies, nonresidential.....		321992-72	12/84	304.1	303.0	303.3	0.5	0.1
Secondary products and miscellaneous receipts.....		321992-SM						
Miscellaneous receipts.....		321992-M	06/98	194.7	194.2	198.4	8.5	2.2
Miscellaneous wood product manufacturing.....	321999		12/03	129.7	129.0	129.1	-1.1	0.1
Primary products.....		321999-P	06/84	194.1	192.9	193.0	-1.2	0.1
All other miscellaneous wood products.....		321999-0	06/02	126.8	126.1	126.1	-1.3	0.0
Secondary products and miscellaneous receipts.....		321999-SM						
Secondary products.....		321999-S	06/84	220.2	217.6	222.5	-1.1	2.3
Paper manufacturing.....	322		12/03	144.4	144.2	144.4	-1.1	0.1
Pulp, paper & paperboard mills.....	3221		12/03	140.1	139.3	139.6	-4.2	0.2
Pulp mills.....	32211		12/82	152.4	142.4	144.1	-38.1	1.2
Pulp mills.....	322110		12/82	152.4	142.4	144.1	-38.1	1.2
Primary products.....		322110-P	12/82	167.0	156.0	156.2	-38.6	0.1
Secondary products and miscellaneous receipts.....		322110-SM1						
Paper mills.....	32212		06/81	196.1	195.6	196.0	0.8	0.2
Paper, except newsprint, mills.....	322121		12/03	134.6	134.5	135.0	1.6	0.4
Primary products.....		322121-P	12/03	136.8	136.7	137.3	1.4	0.4
Sanitary tissue paper products, made in paper mills.....		322121-Q	06/83	200.2	202.9	203.8	2.3	0.4

See footnotes at end of table.

Table 11. Producer price indexes for the net output of selected industries and their products, not seasonally adjusted — Continued

Industry and product ¹	Industry code	Product code	Index base	Index			Percent change to Jan. 2020 from:	
				Sept. 2019 ²	Dec. 2019 ²	Jan. 2020 ²	Jan. 2019	Dec. 2019
Paper, except newsprint, mills - Continued								
Paper table napkins, industrial & retail pkgs, bulk and dispenser types, made in paper mills.....		322121-Q2	06/83	239.3	238.3	238.3	0.5	0.0
Paper towels, industrial packages (rolled, folded, and interfolded), made in paper mills.....		322121-Q6	12/06	—	105.8	105.9	—	0.1
Other sanitary tissue paper products, made in paper mills.....		322121-Q9	12/02	104.6	104.8	105.1	0.0	0.3
Bleached bristol, clay-coated, uncoated, and industrial converted paper.....		322121-6	12/11	106.2	104.8	105.2	0.2	0.4
Secondary products and miscellaneous receipts.....		322121-SM						
Newsprint mills.....	322122		12/03	108.9	105.0	102.3	-10.6	-2.6
Primary products.....		322122-P	12/03	110.1	106.1	103.0	-11.3	-2.9
Newsprint.....		322122-1	06/81	141.6	134.0	128.3	-16.5	-4.3
Secondary products and miscellaneous receipts.....		322122-SM1						
Paperboard mills.....	32213		12/82	286.0	284.6	285.3	-6.3	0.2
Paperboard mills.....	322130		12/82	286.3	284.9	285.6	-6.3	0.2
Primary products.....		322130-P	12/82	274.1	272.5	273.6	-5.9	0.4
Recycled paperboard.....		322130-7	12/82	318.1	315.6	317.8	-4.1	0.7
Secondary products and miscellaneous receipts.....		322130-SM						
Secondary products.....		322130-S	12/82	335.2	339.3	331.3	-13.7	-2.4
Converted paper product mfg.....	3222		12/03	148.1	148.3	148.4	0.3	0.1
Paper container mfg.....	32221		12/84	252.6	252.3	252.1	-0.2	-0.1
Corrugated and solid fiber box manufacturing.....	322211		03/80	344.3	342.8	340.2	-2.5	-0.8
Primary products.....		322211-P	03/80	348.6	346.9	344.1	-2.5	-0.8
Corrugated and solid fiber boxes, including pallets.....		322211-0	03/80	348.6	346.9	344.1	-2.5	-0.8
Corrugated shipping containers for food and beverages and carryout boxes for retail food.....		322211-01	03/80	305.4	299.0	298.4	-3.7	-0.2
Corrugated shipping containers for paper and allied products.....		322211-02	03/80	362.8	362.5	359.0	-0.7	-1.0
Corrugated shipping containers for metal and electrical machinery.....		322211-03	06/02	200.0	199.9	200.1	-0.1	0.1
Corrugated shipping containers for all other end uses.....		322211-04	03/80	335.0	334.8	334.3	-3.3	-0.1
Corrugated paperboard in sheets and rolls, lined and unlined.....		322211-05	03/80	307.1	307.1	298.6	-6.1	-2.8
Other corrugated and solid fiber products, including containers, pallets, pads, etc.....		322211-09	06/02	200.9	200.9	200.6	-0.3	-0.1
Secondary products and miscellaneous receipts.....		322211-SM						
Miscellaneous receipts.....		322211-M	06/02	199.7	200.0	198.9	-2.1	-0.6
Secondary products.....		322211-S	12/90	152.6	152.6	153.1	0.4	0.3
Folding paperboard box manufacturing.....	322212		12/83	169.4	170.6	173.7	6.1	1.8
Primary products.....		322212-P	12/83	167.9	167.7	168.2	3.4	0.3
Folding paperboard boxes, packaging, and packaging components.....		322212-0	12/83	167.9	167.7	168.2	3.4	0.3
Secondary products and miscellaneous receipts.....		322212-SM						
Other paperboard container manufacturing.....	322219		12/11	112.8	113.0	113.4	1.6	0.4
Primary products.....		322219-P	12/11	113.3	113.5	114.0	1.2	0.4
Setup (rigid) paperboard boxes.....		322219-1	12/83	252.2	252.4	253.5	4.2	0.4
Cups and liquid-tight paper and paperboard containers.....		322219-5	06/85	248.7	251.8	—	—	—
Paperboard fiber drums with ends of any material.....		322219-7	12/85	428.2	421.4	420.9	5.8	-0.1
Fiber cans, tubes, and similar fiber products.....		322219-8	12/85	287.9	288.6	293.3	3.2	1.6
Fiber cans, all fiber and composite.....		322219-81	12/85	265.8	267.7	273.1	6.9	2.0
Fiber cores and tubes.....		322219-82	12/85	305.2	305.2	309.4	1.1	1.4
Paperboard cones, reels, spools, bobbins, blocks, and all vulcanized fiber products.....		322219-83	12/02	130.4	130.4	131.0	0.3	0.5
Secondary products and miscellaneous receipts.....		322219-SM						
Miscellaneous receipts.....		322219-M	12/11	102.6	—	102.6	9.5	—
Paper bag and coated and treated paper mfg.....	32222		12/03	139.1	140.2	140.5	1.5	0.2
Paper bag and coated and treated paper manufacturing.....	322220		12/11	105.7	106.6	106.8	1.5	0.2
Primary products.....		322220-P	12/11	105.7	106.6	106.9	2.2	0.3
Specialty bags, pouches, and liners, coated and single-web paper.....		322220-B	12/14	118.0	118.0	118.3	-1.7	0.3
Specialty bags, pouches, and liners, multiweb laminations and foil, except film-film.....		322220-C	12/83	224.9	225.0	224.1	-0.6	-0.4
Uncoated single-web paper grocers' bags and sacks and variety and shopping bags.....		322220-D	12/83	372.5	378.1	389.2	8.0	2.9
Laminated aluminum foil rolls and sheets for flexible packaging uses.....		322220-F	12/03	120.2	118.7	119.5	-0.7	0.7
Pasted, lined, laminated, or surface-coated paperboard.....		322220-G	12/84	255.1	257.4	257.4	2.3	0.0
Single-web paper, rolls and sheets, including waxed, for flexible packaging uses.....		322220-H	12/87	208.6	216.2	221.6	11.5	2.5
Multiweb laminated rolls and sheets, except foil, for flexible packaging uses.....		322220-J	12/03	123.2	122.1	122.7	0.1	0.5
Printing paper, coated at establishments other than where paper was produced.....		322220-K	12/82	220.7	233.9	233.9	8.2	0.0
Pressure-sensitive products.....		322220-N	12/82	193.6	194.0	192.8	0.2	-0.6
Wallcoverings.....		322220-7	06/85	183.0	183.0	183.0	0.0	0.0
Converted foil for nonpackaging applications.....		322220-8	06/13	92.1	99.4	99.1	6.0	-0.3

See footnotes at end of table.

Table 11. Producer price indexes for the net output of selected industries and their products, not seasonally adjusted — Continued

Industry and product ¹	Industry code	Product code	Index base	Index			Percent change to Jan. 2020 from:	
				Sept. 2019 ²	Dec. 2019 ²	Jan. 2020 ²	Jan. 2019	Dec. 2019
Paper bag and coated and treated paper manufacturing - Continued								
Other coated and processed papers, except for packaging uses.....		322220-9	12/11	101.9	101.1	101.3	-0.6	0.2
Secondary products and miscellaneous receipts.....		322220-SM						
Miscellaneous receipts.....		322220-M	12/11	100.8	100.7	98.9	-15.5	-1.8
Secondary products.....		322220-S	12/11	106.7	106.8	107.3	0.9	0.5
Stationery product mfg.....	32223		12/03	147.2	148.1	149.5	-0.2	0.9
Stationery product manufacturing.....	322230		12/11	115.1	115.8	116.9	-0.2	0.9
Primary products.....		322230-P	12/11	115.8	116.6	117.7	-0.3	0.9
Die-cut paper and paperboard office supplies.....		322230-4	12/89	177.8	177.8	178.8	6.2	0.6
Envelopes, commercial, all types and materials.....		322230-5	12/84	183.0	184.0	182.8	1.9	-0.7
Stationery.....		322230-7	06/85	197.2	197.2	197.2	2.0	0.0
Tablets, pads and related products.....		322230-9	06/85	208.6	209.6	209.6	4.2	0.0
Secondary products and miscellaneous receipts.....		322230-SM						
Miscellaneous receipts.....		322230-M	12/11	103.1	102.3	101.6	-0.5	-0.7
Secondary products.....		322230-S	12/11	118.1	118.0	119.6	2.9	1.4
Other converted paper product mfg.....	32229		12/03	119.7	119.7	119.8	0.7	0.1
Sanitary paper product manufacturing.....	322291		12/03	112.8	112.8	112.9	0.6	0.1
Primary products.....		322291-P	06/83	166.4	166.3	166.4	0.5	0.1
Disposable diapers and similar disposable products, made from purchased sanitary paper stock.....		322291-2	12/03	93.5	93.5	93.5	0.0	0.0
Sanitary tissue paper products, made from purchased sanitary paper stock or wadding.....		322291-5	12/03	134.5	134.2	134.5	1.4	0.2
Secondary products and miscellaneous receipts.....		322291-SM						
Miscellaneous receipts.....		322291-M	12/03	176.5	168.7	178.3	3.4	5.7
All other converted paper product mfg.....	322299		12/03	136.7	136.6	136.5	0.7	-0.1
Primary products.....		322299-P	12/03	135.4	135.1	135.0	0.0	-0.1
Molded pulp goods, including egg cartons, florist pots, food trays, etc.....		322299-1	12/03	137.8	139.8	137.6	-0.1	-1.6
Miscellaneous converted paper and paperboard products.....		322299-3	12/03	134.3	133.6	133.8	0.0	0.1
Secondary products and miscellaneous receipts.....		322299-SM						
Printing and related support activities.....	323		12/03	120.5	120.5	121.3	2.9	0.7
Printing and related support activities.....	3231		12/03	120.7	120.6	121.4	2.8	0.7
Printing.....	32311		12/03	121.3	121.3	122.2	2.9	0.7
Commercial screen printing.....	323113		12/03	106.4	106.6	106.9	0.5	0.3
Primary products.....		323113-P	12/03	105.4	105.6	105.9	0.4	0.3
Screen printing on garments, apparel accessories, and other fabric articles, excluding labels.....		323113-4	06/90	138.6	139.1	139.4	0.6	0.2
Screen printing (excluding on textiles, apparel, apparel accessories, and labels)...		323113-6	12/06	96.4	96.2	96.5	-0.3	0.3
Secondary products and miscellaneous receipts.....		323113-SM						
Miscellaneous receipts.....		323113-M	12/03	—	115.2	115.2	—	0.0
Secondary products.....		323113-S	12/03	104.7	104.7	105.2	0.7	0.5
Books printing.....	323117		12/83	185.0	185.0	185.0	2.4	0.0
Primary products.....		323117-P	12/83	184.8	184.8	184.9	2.0	0.1
Technical, scientific, & professional book printing & binding.....		323117-3	06/93	112.3	112.3	112.6	1.4	0.3
Religious book printing and binding.....		323117-5	06/93	128.8	128.9	128.9	3.8	0.0
General book (trade, etc.) printing & binding.....		323117-7	06/93	142.0	142.0	142.0	1.9	0.0
Secondary products and miscellaneous receipts.....		323117-SM						
Commercial printing, except screen and books.....	32311K		12/11	108.0	107.9	108.8	3.2	0.8
Primary products.....		32311K-P	12/11	107.2	107.2	108.1	3.1	0.8
Commercial lithographic printing.....		32311K-0	06/82	172.0	171.7	172.5	2.7	0.5
Other commercial and general job printing (lithographic).....		32311K-0B	12/01	111.9	111.9	111.9	0.5	0.0
Magazine and periodical printing (lithographic).....		32311K-01	06/82	141.2	141.2	141.7	2.4	0.4
Label and wrapper printing (lithographic).....		32311K-03	06/82	159.4	155.9	160.8	3.6	3.1
Catalog and directory printing (lithographic).....		32311K-05	06/82	148.7	148.7	149.2	1.6	0.3
Advertising printing (lithographic).....		32311K-09	06/82	158.5	158.4	158.8	4.3	0.3
Commercial flexographic printing.....		32311K-2	12/03	140.6	140.6	141.5	2.6	0.6
Label and wrapper printing (flexographic).....		32311K-21	12/01	141.3	141.3	141.8	1.9	0.4
Quick printing.....		32311K-4	12/03	128.0	128.0	128.2	0.2	0.2
Digital printing.....		32311K-5	12/03	95.3	95.6	95.6	3.2	0.0
Manifold business forms printing.....		32311K-6	12/03	201.4	201.4	—	—	—
Unit set business forms, loose or bound, manifold books, and pegboard accounting systems.....		32311K-62	12/17	107.8	107.8	—	—	—
Other commercial printing.....		32311K-9	12/03	109.3	109.4	112.9	4.2	3.2
All other commercial and general job printing.....		32311K-9V	09/18	104.9	104.9	115.4	15.4	10.0
Secondary products and miscellaneous receipts.....		32311K-SM						
Miscellaneous receipts.....		32311K-M	12/11	113.7	114.0	113.9	2.2	-0.1
Secondary products.....		32311K-S	12/11	114.5	114.6	114.7	4.7	0.1

See footnotes at end of table.

Table 11. Producer price indexes for the net output of selected industries and their products, not seasonally adjusted — Continued

Industry and product ¹	Industry code	Product code	Index base	Index			Percent change to Jan. 2020 from:	
				Sept. 2019 ²	Dec. 2019 ²	Jan. 2020 ²	Jan. 2019	Dec. 2019
Support activities for printing.....	32312		12/03	104.8	105.2	105.3	1.5	0.1
Support activities for printing.....	323120		12/11	106.3	106.8	106.8	1.4	0.0
Primary products.....		323120-P	12/11	104.4	104.9	104.9	1.0	0.0
Softcover, pamphlet, sample book, and other binding of books and materials printed elsewhere.....		323120-3	12/06	112.8	112.9	112.9	0.6	0.0
Edition, library, and other hardcover binding of books printed elsewhere.....		323120-4	12/85	194.1	194.2	194.4	1.5	0.1
Miscellaneous binding and postpress work, incl. collating, perforating, folding, gluing, etc.....		323120-5	12/06	111.2	113.9	114.2	4.4	0.3
Secondary products and miscellaneous receipts.....		323120-SM						
Petroleum and coal products manufacturing.....	324		12/84	236.6	241.4	237.0	4.6	-1.8
Petroleum and coal products mfg.....	3241		12/84	236.6	241.4	237.0	4.6	-1.8
Petroleum refineries.....	32411		06/85	231.2	236.5	231.2	5.0	-2.2
Petroleum refineries.....	324110		06/85	231.2	236.6	231.2	5.0	-2.3
Primary products.....		324110-P	06/85	237.4	243.0	237.2	10.2	-2.4
Kerosene, except jet fuel.....		324110-B	06/85	246.6	249.2	256.0	13.4	2.7
Light fuel oils.....		324110-C	06/85	261.6	280.3	258.9	7.4	-7.6
Home heating oil and other distillates, NEC.....		324110-C1	06/85	231.6	238.7	239.8	12.0	0.5
Diesel fuel.....		324110-C2	06/85	273.4	293.6	269.8	7.2	-8.1
Heavy fuel oils, including No. 5, No. 6, heavy diesel, gas enrichment oils, etc.....		324110-E	06/85	155.2	156.4	170.8	-12.3	9.2
Unfinished oils and lubricating oil base stock.....		324110-J	06/85	341.6	327.1	332.5	6.2	1.7
Liquefied refinery gases, including other aliphatics (feed stock and other uses).....		324110-R	06/85	279.7	387.9	342.6	-38.5	-11.7
Other finished petroleum products, including waxes.....		324110-T	06/85	208.7	192.7	123.5	-64.4	-35.9
Gasoline, including finished base stocks and blending agents.....		324110-1	06/85	203.9	203.6	203.2	23.1	-0.2
Motor gasoline, including finished base stocks and blending agents.....		324110-12	06/85	204.2	203.4	203.9	23.5	0.2
Regular gasoline.....		324110-121	06/85	197.3	196.8	196.9	23.6	0.1
Mid-premium gasoline.....		324110-122	12/87	309.1	303.9	300.8	17.1	-1.0
Premium gasoline.....		324110-123	06/85	217.7	215.8	219.6	24.1	1.8
Jet fuel.....		324110-6	06/85	243.0	246.4	261.1	15.0	6.0
Asphalt.....		324110-9	06/85	228.0	168.5	194.7	-6.3	15.5
Secondary products and miscellaneous receipts.....		324110-SM1						
Asphalt paving and roofing materials mfg.....	32412		12/84	270.9	268.8	279.0	1.0	3.8
Asphalt paving mixture & block manufacturing.....	324121		06/81	327.4	318.5	340.2	1.3	6.8
Primary products.....		324121-P	06/81	327.5	317.9	341.0	1.2	7.3
Asphalt paving mixtures & blocks.....		324121-0	06/81	327.5	317.9	341.0	1.2	7.3
Emulsified asphalt, including liquid additives.....		324121-0111	12/04	215.1	205.2	202.8	-4.1	-1.2
Other liquid asphalt and tar paving materials, including cut-backs.....		324121-0121	12/04	273.0	267.1	256.8	-6.0	-3.9
Asphalt and tar paving mixt. (excl liquid), incl bitum. or asph. concrete, asph. paving cement.....		324121-0131	12/04	215.4	209.8	238.4	4.6	13.6
Other asphaltic paving mixtures, excluding brick, concrete, granite, or stone.....		324121-0141	12/09	120.2	120.2	120.2	0.0	0.0
Secondary products and miscellaneous receipts.....		324121-SM						
Miscellaneous receipts.....		324121-M	12/04	159.3	159.3	159.5	2.6	0.1
Secondary products.....		324121-S	06/81	316.1	-	-	-	-
Asphalt shingle and coating materials manufacturing.....	324122		06/84	250.4	254.3	255.2	0.7	0.4
Primary products.....		324122-P	06/84	252.4	255.9	256.8	0.4	0.4
Roofing asphalts and pitches, coatings, and cements.....		324122-1	06/84	253.9	253.9	253.9	-2.6	0.0
Prepared asphalt and tar roofing and siding products, incl. saturated felts for nonbuilding use.....		324122-2	06/84	248.3	252.3	253.4	0.9	0.4
Secondary products and miscellaneous receipts.....		324122-SM						
Miscellaneous receipts.....		324122-M	12/91	-	231.4	-	-	-
Secondary products.....		324122-S	06/84	197.8	197.8	197.8	-0.6	0.0
Other petroleum and coal products mfg.....	32419		12/84	423.2	420.5	423.3	2.9	0.7
Petroleum lubricating oil and grease mfg.....	324191		12/80	465.9	467.3	468.6	1.9	0.3
Primary products.....		324191-P	12/80	487.7	489.3	490.7	2.0	0.3
Petroleum lubricating oils and greases, refined petroleum.....		324191-0	12/80	487.7	489.3	490.7	2.0	0.3
Lubricating oils (incl. hydraulic fluids, etc.), refined petroleum.....		324191-011	12/80	500.2	502.1	503.7	2.0	0.3
Lubricating greases, made from refined petroleum.....		324191-012	12/80	399.4	399.5	399.5	1.7	0.0
Secondary products and miscellaneous receipts.....		324191-SM						
Secondary products.....		324191-S	12/80	306.0	305.2	305.7	1.6	0.2
All other petroleum and coal products mfg.....	324199		12/03	302.5	290.8	296.7	6.5	2.0
Primary products.....		324199-P	12/03	313.7	300.9	306.9	6.5	2.0
Coke oven and blast furnace products, made in coke oven establishments.....		324199-3	12/09	151.6	149.5	164.4	14.4	10.0
All other petroleum and coal products (excl. coke oven products), made in coke oven estab.....		324199-9	12/02	354.6	331.7	314.2	-0.9	-5.3
Secondary products and miscellaneous receipts.....		324199-SM						
Chemical mfg.....	325		12/84	290.6	289.4	290.9	-1.0	0.5

See footnotes at end of table.

Table 11. Producer price indexes for the net output of selected industries and their products, not seasonally adjusted — Continued

Industry and product ¹	Industry code	Product code	Index base	Index			Percent change to Jan. 2020 from:	
				Sept. 2019 ²	Dec. 2019 ²	Jan. 2020 ²	Jan. 2019	Dec. 2019
Basic chemical mfg.	3251		12/84	318.6	317.4	319.1	-3.3	0.5
Petrochemical mfg.	32511		12/03	118.2	115.9	123.1	-5.5	6.2
Petrochemical manufacturing.	325110		12/03	118.6	116.3	123.5	-5.4	6.2
Primary products.		325110-P	12/03	151.0	147.3	158.8	-6.8	7.8
Secondary products and miscellaneous receipts.		325110-SM						
Industrial gas mfg.	32512		12/03	201.3	194.7	197.6	5.7	1.5
Industrial gas manufacturing.	325120		12/03	201.4	194.7	197.7	5.7	1.5
Primary products.		325120-P	06/81	323.0	311.6	316.8	6.1	1.7
Oxygen.		325120-A	06/81	306.1	311.0	310.3	2.0	-0.2
Argon and hydrogen.		325120-C	06/09	89.7	89.3	89.7	-22.0	0.4
Other industrial gases (including fluorocarbon and acetylene).		325120-T	06/09	237.5	222.6	227.9	13.0	2.4
Carbon dioxide.		325120-4	06/81	450.2	451.6	452.2	2.0	0.1
Nitrogen.		325120-7	06/81	185.4	201.9	201.6	6.9	-0.1
Secondary products and miscellaneous receipts.		325120-SM						
Synthetic dye and pigment mfg.	32513		12/03	148.2	147.0	143.9	3.5	-2.1
Synthetic dye and pigment manufacturing.	325130		12/11	97.9	97.1	95.1	3.5	-2.1
Primary products.		325130-P	12/11	96.8	95.9	93.7	3.4	-2.3
Chrome colors and other inorganic pigments.		325130-7	06/83	277.8	280.5	276.2	8.2	-1.5
Chrome colors.		325130-71	12/01	175.6	175.6	175.6	-3.3	0.0
Iron oxide pigments.		325130-72	06/83	280.3	280.3	280.3	3.7	0.0
All other inorganic pigments, including white extender pigments and ceramic color pigments.		325130-73	12/97	197.4	201.2	195.1	21.3	-3.0
Synthetic organic dyes.		325130-8	12/82	169.1	144.6	145.7	30.2	0.8
Synthetic organic pigments, lakes, and toners.		325130-9	12/82	165.4	167.0	167.0	0.4	0.0
Secondary products and miscellaneous receipts.		325130-SM						
Other basic inorganic chemical manufacturing.	32518		12/03	265.3	262.7	260.8	-6.9	-0.7
Other basic inorganic chemical manufacturing.	325180		12/10	115.7	114.6	113.7	-6.8	-0.8
Primary products.		325180-P	12/10	102.0	100.8	99.6	-2.9	-1.2
Potassium and sodium compounds, excluding bleaches, alkalis, and alum.		325180-A	12/82	414.7	412.0	412.3	2.5	0.1
All other inorganic chemicals.		325180-H	12/03	296.6	300.5	298.6	2.9	-0.6
Inorganic acids, excluding nitric, sulfuric and phosphoric.		325180-3	12/82	175.5	148.8	139.5	-25.0	-6.3
Sodium hydroxide (caustic soda).		325180-4	12/80	401.5	393.1	390.8	-5.2	-0.6
Carbon black, all processes.		325180-6	12/83	381.2	369.6	359.3	-6.0	-2.8
Other alkalis.		325180-7	12/11	106.4	98.9	97.1	-12.8	-1.8
Sulfuric acid.		325180-9	12/82	117.9	111.9	109.5	-11.1	-2.1
Secondary products and miscellaneous receipts.		325180-SM						
Miscellaneous receipts.		325180-M	12/10	192.5	192.6	192.8	-	0.1
Secondary products.		325180-S	12/10	108.7	106.7	-	-	-
Other basic organic chemical mfg.	32519		12/03	169.1	169.8	169.7	-3.0	-0.1
Ethyl alcohol manufacturing.	325193		12/03	146.7	160.6	157.4	6.1	-2.0
Primary products.		325193-P	12/82	151.6	171.0	163.2	10.9	-4.6
Ethyl alcohol.		325193-0	12/82	151.6	171.0	163.2	10.9	-4.6
Secondary products and miscellaneous receipts.		325193-SM						
Secondary products.		325193-S	12/03	152.1	159.9	164.4	-3.0	2.8
Cyclic crude, intermediate, and gum and wood chemical mfg.	325194		06/11	93.2	91.0	91.7	-3.1	0.8
Primary products.		325194-P	06/11	98.0	97.1	97.6	-1.8	0.5
Gum and wood chemicals, including wood distillation products.		325194-1	06/84	450.5	454.5	445.2	-0.3	-2.0
Cyclic crude and intermediate chemicals.		325194-2	12/03	156.9	154.2	156.8	-2.4	1.7
Secondary products and miscellaneous receipts.		325194-SM						
Secondary products.		325194-S	06/11	59.2	-	56.2	-	-
All other basic organic chemical manufacturing.	325199		12/03	184.8	180.6	181.6	-5.8	0.6
Primary products.		325199-P	12/82	319.9	311.1	314.8	-6.1	1.2
Natural organic chemicals.		325199-E	12/08	116.6	116.0	115.9	-1.3	-0.1
Synthetic organic chemicals for use as flavor and perfume materials, mixed and unmixed.		325199-H	12/03	118.4	119.2	115.6	-1.2	-3.0
Synthetic organic plasticizers.		325199-N	12/03	162.6	-	-	-	-
Other synthetic organic chemicals.		325199-R	12/03	150.7	154.2	156.5	-7.2	1.5
Miscellaneous end-use chemicals and chemical products, excluding urea.		325199-T	12/82	368.1	366.9	383.2	7.6	4.4
Miscellaneous cyclic and acyclic chemicals and chemical products, excluding fatty acid esters.		325199-V	12/82	279.4	253.9	251.3	-20.1	-1.0
Fatty acids.		325199-I	06/85	171.7	169.5	162.2	-9.6	-4.3
Secondary products and miscellaneous receipts.		325199-SM						
Secondary products.		325199-S	12/82	223.6	223.6	217.6	1.6	-2.7
Resin, synthetic rubber, and artificial/synthetic fiber/filaments mfg.	3252		12/84	207.1	202.4	201.7	-3.8	-0.3
Resin and synthetic rubber mfg.	32521		12/03	167.6	163.5	163.1	-3.9	-0.2

See footnotes at end of table.

Table 11. Producer price indexes for the net output of selected industries and their products, not seasonally adjusted — Continued

Industry and product ¹	Industry code	Product code	Index base	Index			Percent change to Jan. 2020 from:	
				Sept. 2019 ²	Dec. 2019 ²	Jan. 2020 ²	Jan. 2019	Dec. 2019
Plastics material and resins mfg.....	325211		12/80	273.3	266.8	265.6	-3.9	-0.4
Primary products.....		325211-P	12/80	242.6	235.6	234.1	-5.1	-0.6
Thermoplastic resins and plastics materials.....		325211-1	12/80	237.6	231.0	228.7	-5.8	-1.0
Thermosetting resins and plastics materials.....		325211-4	12/80	272.4	262.7	267.2	-0.9	1.7
Secondary products and miscellaneous receipts.....		325211-SM						
Synthetic rubber manufacturing.....	325212		06/81	226.8	220.9	225.0	-3.3	1.9
Primary products.....		325212-P	06/81	222.7	216.4	220.8	-3.5	2.0
Synthetic rubber (vulcanizable elastomers).....		325212-0	06/81	222.7	216.4	220.8	-3.5	2.0
Secondary products and miscellaneous receipts.....		325212-SM						
Artificial fibers and filaments manufacturing.....	32522		12/03	123.9	122.3	121.4	-2.8	-0.7
Artificial fibers and filaments manufacturing.....	325220		06/81	126.1	124.4	123.5	-2.8	-0.7
Primary products.....		325220-P	06/81	127.9	126.5	125.4	-2.8	-0.9
Polyester manufactured fibers.....		325220-7	12/89	111.6	111.9	111.7	0.1	-0.2
Other noncellulosic organic fibers, incl. polyamide, polyolefin, and producer-textured.....		325220-9	06/11	102.0	100.5	99.4	-3.6	-1.1
Secondary products and miscellaneous receipts.....		325220-SM						
Pesticide, fertilizer, and other agricultural chemical mfg.....	3253		12/84	210.9	212.4	208.0	-12.1	-2.1
Fertilizer mfg.....	32531		12/03	165.0	158.0	153.3	-17.2	-3.0
Nitrogenous fertilizer manufacturing.....	325311		12/79	297.3	290.4	273.6	-15.0	-5.8
Primary products.....		325311-P	12/79	286.4	279.5	262.7	-15.5	-6.0
Synthetic ammonia, nitric acid, ammonium compounds, and urea.....		325311-A	12/14	77.2	75.2	70.2	-16.9	-6.6
Fertilizer materials of organic origin.....		325311-7	06/03	134.8	134.8	134.8	0.0	0.0
Secondary products and miscellaneous receipts.....		325311-SM						
Phosphatic fertilizer manufacturing.....	325312		12/79	259.6	237.4	231.8	-27.4	-2.4
Primary products.....		325312-P	12/79	213.0	193.6	188.0	-28.8	-2.9
Phosphoric acid, superphosphates, and other phosphatic fertilizer materials.....		325312-A	12/09	107.7	96.7	95.0	-28.4	-1.8
Mixed fertilizers, made in plants which manufacture fertilizer materials.....		325312-7	12/79	197.8	188.2	175.4	-30.1	-6.8
Secondary products and miscellaneous receipts.....		325312-SM						
Fertilizer, mixing only, manufacturing.....	325314		12/79	228.1	227.1	226.5	-2.2	-0.3
Primary products.....		325314-P	12/79	234.8	232.8	232.1	-2.1	-0.3
Mixed fertilizers, mixing only.....		325314-0	06/86	208.6	206.8	206.2	-2.0	-0.3
Mixed fertilizers, dry, mixing only.....		325314-01	06/03	163.3	162.9	162.0	-1.2	-0.6
Mixed fertilizers, liquid, mixing only.....		325314-02	06/86	198.3	189.9	192.1	-6.3	1.2
Secondary products and miscellaneous receipts.....		325314-SM						
Miscellaneous receipts.....		325314-M	12/79	110.0	120.7	120.8	-4.1	0.1
Pesticide and other agricultural chemical mfg.....	32532		12/03	125.3	132.9	131.2	-6.7	-1.3
Pesticide and other agricultural chemical manufacturing.....	325320		06/82	172.5	182.9	180.7	-6.7	-1.2
Primary products.....		325320-P	06/82	180.4	192.1	189.5	-7.2	-1.4
Agricultural and commercial pesticides and chemicals.....		325320-1	06/03	120.1	129.7	127.8	-8.4	-1.5
Lawn and garden pesticides and chemicals.....		325320-4	06/03	158.3	157.0	157.0	-0.8	0.0
Household and institutional pesticides and chemicals.....		325320-7	06/03	145.7	144.4	141.9	-0.3	-1.7
Secondary products and miscellaneous receipts.....		325320-SM						
Pharmaceutical and medicine mfg.....	3254		12/84	512.9	512.1	520.4	2.1	1.6
Pharmaceutical and medicine mfg.....	32541		12/03	214.2	213.8	217.3	2.1	1.6
Medicinal and botanical manufacturing.....	325411		06/82	180.2	178.9	181.7	1.2	1.6
Primary products.....		325411-P	06/82	183.2	182.0	185.0	1.3	1.6
Synthetic organic medicinal chemicals, medicinal & botanical drugs, & other products.....		325411-0	12/11	102.2	101.5	103.2	1.4	1.7
Secondary products and miscellaneous receipts.....		325411-SM						
Pharmaceutical preparation manufacturing.....	325412		06/81	813.1	812.2	826.2	2.1	1.7
Primary products.....		325412-P	06/81	900.2	899.3	917.9	2.2	2.1
Pharmaceuticals acting on the respiratory system, for human use.....		325412-A	06/01	213.6	213.6	217.9	2.0	2.0
Antihistamines and bronchodilators, including antiasthmatics.....		325412-A111	06/81	1,076.5	1,076.5	1,076.5	-0.1	0.0
Other respiratory preparations.....		325412-A112	06/01	219.8	219.8	225.8	2.8	2.7
Other respiratory preparations, over-the-counter.....		325412-A112OC	05/17	100.0	100.0	100.0	0.0	0.0
Other respiratory preparations, prescription.....		325412-A112RX	05/17	109.0	109.0	112.6	3.3	3.3
Pharmaceuticals acting on the digestive or the genito-urinary systems, for human use.....		325412-D	06/01	199.7	199.7	200.3	-1.8	0.3
Other digestive or genito-urinary preparations.....		325412-D112	06/01	206.4	206.4	207.0	-1.8	0.3
Other digestive or genito-urinary preparations, over-the-counter.....		325412-D112OC	05/17	100.9	100.9	101.7	0.8	0.8
Other digestive or genito-urinary preparations, prescription.....		325412-D112RX	05/17	104.6	104.6	104.9	-2.2	0.3
Pharmaceuticals acting on the skin, for human use.....		325412-G	06/01	173.8	173.8	177.5	3.9	2.1
Other pharmaceutical preparations acting on the skin.....		325412-G311	12/09	99.9	99.9	108.5	7.4	8.6
Anti-acne preparations.....		325412-G411	12/09	104.2	104.2	107.2	2.9	2.9
Vitamin, nutrient, and hematinic preparations, for human use.....		325412-L	06/01	139.8	139.7	139.2	0.3	-0.4

See footnotes at end of table.

Table 11. Producer price indexes for the net output of selected industries and their products, not seasonally adjusted — Continued

Industry and product ¹	Industry code	Product code	Index base	Index			Percent change to Jan. 2020 from:	
				Sept. 2019 ²	Dec. 2019 ²	Jan. 2020 ²	Jan. 2019	Dec. 2019
Pharmaceutical preparation manufacturing - Continued								
Multivitamins.....		325412-L111	06/81	183.7	184.1	184.1	0.0	0.0
Other vitamins and nutrients.....		325412-L112	06/01	151.3	151.0	150.1	0.9	-0.6
Pharmaceuticals affecting parasitic and infective diseases, for human use.....		325412-Q	06/01	268.8	268.8	270.0	0.9	0.4
Broad and medium spectrum antibiotics.....		325412-Q111	06/81	634.7	634.7	596.6	-5.8	-6.0
Systemic antivirals.....		325412-Q112	06/01	264.0	264.0	272.2	3.4	3.1
Other parasitic and infective diseases.....		325412-Q113	06/01	291.7	291.7	297.6	2.6	2.0
Pharmaceuticals for veterinary use, incl medicinal premixes/pet care products.....		325412-T	06/81	183.6	-	-	-	-
Pharmaceuticals affecting neoplasms, the endocrine system, & metabolic diseases, for human use.....		325412-1	06/01	304.0	304.3	310.6	2.3	2.1
Cancer therapy products.....		325412-1111	06/81	839.7	840.8	862.3	4.1	2.6
Insulin/antidiabetes products.....		325412-1112	06/81	1,458.2	1,463.6	1,506.4	3.3	2.9
Other neoplasms, endocrine system, and metabolic diseases.....		325412-1113	06/81	1,044.7	1,044.7	1,066.2	2.1	2.1
Hormones and oral contraceptives.....		325412-1114	12/09	218.0	218.0	218.9	1.0	0.4
Pharmaceuticals acting on the central nervous system and the sense organs, for human use.....		325412-4	06/01	305.1	303.5	314.3	3.7	3.6
Analgesics.....		325412-4111	06/01	320.9	321.0	331.7	4.2	3.3
Psychotherapeutics.....		325412-4112	06/81	6,555.0	6,306.4	6,347.4	-1.3	0.7
Antidepressants.....		325412-41121	12/87	1,153.1	1,128.7	1,128.7	-0.6	0.0
Other psychotherapeutics, including tranquilizers.....		325412-41123	06/01	346.7	327.2	331.7	-2.1	1.4
Other central nervous system and sense organs.....		325412-4113	06/01	234.8	234.8	245.9	4.8	4.7
Anticonvulsants.....		325412-4114	12/09	223.2	223.2	232.1	3.8	4.0
Analgesics, over-the-counter.....		325412-4111OC	05/17	100.1	100.1	100.1	0.3	0.0
Analgesics, prescription.....		325412-4111RX	05/17	121.7	121.7	126.2	4.6	3.7
Pharmaceuticals acting on the cardiovascular system, for human use.....		325412-7	06/81	1,560.9	1,560.9	1,598.1	2.4	2.4
Other cardiovascular preparations.....		325412-7113	06/01	521.6	521.6	534.1	2.4	2.4
Secondary products and miscellaneous receipts.....		325412-SM						
Miscellaneous receipts.....		325412-M	06/81	492.1	491.2	487.4	-	-0.8
Secondary products.....		325412-S	06/81	267.8	267.1	267.0	-1.2	0.0
In-vitro diagnostic substance manufacturing.....	325413		03/80	256.6	254.3	253.5	-1.1	-0.3
Primary products.....		325413-P	06/87	179.3	177.5	177.2	-1.2	-0.2
In-vitro diagnostic substances.....		325413-0	06/91	159.3	157.6	157.3	-1.2	-0.2
Secondary products and miscellaneous receipts.....		325413-SM						
Other biological product manufacturing.....	325414		06/91	216.4	216.5	220.7	4.1	1.9
Primary products.....		325414-P	06/91	223.4	223.6	227.6	4.5	1.8
Biological products, excluding diagnostic, for veterinary, industrial, and all other misc. uses.....		325414-A	03/80	167.0	167.7	168.7	6.9	0.6
Biological products, excluding diagnostic, for human use.....		325414-T	06/09	132.6	132.6	135.4	4.0	2.1
Secondary products and miscellaneous receipts.....		325414-SM1						
Paint, coating & adhesive mfg.....	3255		12/03	170.9	171.0	172.1	2.4	0.6
Paint and coating mfg.....	32551		06/83	298.9	299.3	301.2	3.0	0.6
Paint and coating manufacturing.....	325510		06/83	298.4	298.8	300.6	3.0	0.6
Primary products.....		325510-P	06/83	302.5	302.8	304.9	2.9	0.7
Miscellaneous allied paint products including paint and varnish removers, thinners, etc.....		325510-B	12/88	292.5	292.6	294.9	1.3	0.8
Architectural coatings.....		325510-1	06/83	340.4	340.9	341.6	3.5	0.2
Exterior architectural coatings.....		325510-11	12/12	113.9	113.7	113.5	2.5	-0.2
Interior architectural coatings.....		325510-12	12/12	110.1	110.4	110.9	4.1	0.5
Product finishes for original equipment manufacturers (OEM), excluding marine coatings.....		325510-4	06/83	200.4	200.5	201.0	0.9	0.2
Transportation finishes, except powdered and high-solids coatings.....		325510-41	12/12	109.9	110.1	110.2	1.9	0.1
All other product finishes for original equipment manufacturers (OEM), excluding marine coating.....		325510-42	12/12	103.9	103.9	104.2	0.4	0.3
Special purpose coatings incl. marine, industrial, construction and maintenance coatings, etc.....		325510-7	06/83	393.1	393.8	402.3	4.9	2.2
Automotive, other transportation and machinery refinish paints and enamels, including primers.....		325510-71	12/12	117.2	117.1	117.2	2.4	0.1
Special purpose coatings, including all marine coatings and traffic marking paints.....		325510-72	12/12	110.9	111.2	114.6	5.9	3.1
Secondary products and miscellaneous receipts.....		325510-SM						
Secondary products.....		325510-S	06/83	262.0	262.2	262.1	0.0	0.0
Adhesive mfg.....	32552		12/03	162.8	162.7	163.6	1.0	0.6
Adhesive manufacturing.....	325520		12/83	264.8	264.6	266.1	1.0	0.6
Primary products.....		325520-P	12/83	268.3	268.0	269.6	1.0	0.6
Nonstructural caulking compounds and sealants.....		325520-A	12/06	148.0	148.7	150.7	2.5	1.3
Structural sealants (load bearing).....		325520-B	12/06	119.6	117.3	118.4	-2.8	0.9
Synthetic resin & rubber adhesives, incl all types of bonding & laminating adhesives.....		325520-4	12/83	280.5	280.6	281.6	0.9	0.4

See footnotes at end of table.

Table 11. Producer price indexes for the net output of selected industries and their products, not seasonally adjusted — Continued

Industry and product ¹	Industry code	Product code	Index base	Index			Percent change to Jan. 2020 from:	
				Sept. 2019 ²	Dec. 2019 ²	Jan. 2020 ²	Jan. 2019	Dec. 2019
Adhesive manufacturing - Continued								
Epoxy adhesives.....		325520-41	06/06	155.2	155.3	156.6	2.0	0.8
Other synthetic resin and rubber adhesives.....		325520-46	06/97	181.4	181.5	182.5	1.3	0.6
Secondary products and miscellaneous receipts.....		325520-SM						
Miscellaneous receipts.....		325520-M	12/83	270.0	270.3	270.4	0.8	0.0
Secondary products.....		325520-S	12/83	210.1	210.0	211.9	1.2	0.9
Soap, cleaners, and toilet preparation mfg.....	3256		12/84	176.9	176.8	176.9	0.2	0.1
Soap & cleaning compound mfg.....	32561		12/03	144.4	144.3	144.4	-0.3	0.1
Soap and other detergent manufacturing.....	325611		06/83	179.3	180.0	180.0	1.1	0.0
Primary products.....		325611-P	06/83	181.2	181.8	181.7	0.9	-0.1
Soaps and detergents, commercial, industrial, and institutional.....		325611-1	06/83	258.5	261.0	260.6	2.2	-0.2
Commercial, industrial, and institutional hard surface cleaners.....		325611-11	06/07	117.6	122.1	120.9	3.2	-1.0
Commercial, industrial, and institutional laundry detergents.....		325611-12	06/07	147.0	148.3	148.2	3.5	-0.1
Commercial, industrial, and institutional dishwashing detergents.....		325611-13	12/11	117.4	117.4	117.4	1.1	0.0
Commercial, industrial, and institutional metal cleaners.....		325611-14	12/11	117.3	117.3	117.3	4.2	0.0
Dairy, farm, and food plant cleaners, sanitizers, etc.....		325611-16	06/07	127.8	128.0	128.0	-0.4	0.0
Commercial, industrial, and institutional soaps, excluding specialty cleaners.....		325611-17	06/07	131.2	134.2	134.1	2.8	-0.1
Commercial, industrial, and institutional scouring cleaners.....		325611-18	05/18	100.3	100.3	100.3	0.3	0.0
Household detergents.....		325611-4	06/83	149.3	149.3	149.3	0.2	0.0
Household alkaline detergents and cleaners.....		325611-45	05/18	100.9	100.9	100.9	0.7	0.0
Household dry and liquid laundry detergents.....		325611-46	05/18	99.8	99.8	99.8	0.0	0.0
Soaps, excluding specialty cleaners, household.....		325611-7	06/83	187.1	186.9	186.9	-0.3	0.0
Secondary products and miscellaneous receipts.....		325611-SM						
Miscellaneous receipts.....		325611-M	06/83	163.8	163.8	163.7	-0.1	-0.1
Secondary products.....		325611-S	06/83	161.4	162.4	162.8	1.9	0.2
Polish and other sanitation good mfg.....	325612		06/83	213.6	213.6	213.9	1.3	0.1
Primary products.....		325612-P	06/83	222.1	222.1	222.6	1.1	0.2
Polishing preparations and related products.....		325612-7	06/83	233.1	233.4	233.4	1.1	0.0
Specialty cleaning and sanitation products.....		325612-8	05/17	104.0	104.0	104.4	1.6	0.4
Disinfectants, nonagricultural, industrial and institutional.....		325612-81	05/17	115.1	115.1	115.9	5.6	0.7
Air and room fresheners.....		325612-83	06/83	157.5	157.5	157.1	0.7	-0.3
Laundry fabric softeners and rinses, liquid and dry.....		325612-88	05/17	105.1	105.1	105.4	0.6	0.3
Other specialty cleaning and sanitation products.....		325612-89	06/89	164.6	164.5	165.6	1.0	0.7
Secondary products and miscellaneous receipts.....		325612-SM						
Miscellaneous receipts.....		325612-M	06/83	156.1	156.1	156.1	3.4	0.0
Surface active agent manufacturing.....	325613		12/83	253.5	250.6	251.1	-4.9	0.2
Primary products.....		325613-P	12/83	276.9	274.0	274.6	-5.1	0.2
Surfactants, finishing agents, and assistants.....		325613-0	12/83	276.9	274.0	274.6	-5.1	0.2
Textile and leather assistants and finishes.....		325613-01	12/83	201.0	180.5	194.8	-3.1	7.9
Surfactants (bulk surface active agents).....		325613-02	12/83	307.3	308.7	305.9	-5.4	-0.9
Secondary products and miscellaneous receipts.....		325613-SM						
Toilet preparation mfg.....	32562		12/03	116.0	116.0	116.0	0.8	0.0
Toilet preparation manufacturing.....	325620		03/80	210.9	211.0	211.0	0.8	0.0
Primary products.....		325620-P	03/80	215.8	215.9	216.0	1.1	0.0
Creams, lotions and oils, excluding shaving, hair, and deodorant.....		325620-D	03/80	208.4	208.4	208.6	1.9	0.1
Other cosmetics and toilet preparations.....		325620-G	06/99	112.9	112.9	112.9	0.0	0.0
Shaving preparations.....		325620-1	03/80	211.7	-	211.7	0.0	-
Perfumes, toilet waters, and colognes.....		325620-4	03/80	219.1	-	219.1	0.0	-
Hair preparations (including shampoos).....		325620-7	03/80	245.8	246.0	246.3	0.2	0.1
Hair preparations (including shampoos), excluding hair tonics.....		325620-71	06/07	137.6	137.8	137.8	0.1	0.0
Hair tonics, including hair and scalp conditioners.....		325620-72	06/07	115.9	115.8	116.4	0.4	0.5
Secondary products and miscellaneous receipts.....		325620-SM						
Other chemical product & preparation mfg.....	3259		12/03	149.2	149.0	148.8	0.4	-0.1
Printing ink mfg.....	32591		12/03	160.3	160.4	159.3	0.3	-0.7
Printing ink manufacturing.....	325910		06/84	214.9	214.9	213.5	0.3	-0.7
Primary products.....		325910-P	06/84	217.5	217.5	216.0	0.4	-0.7
Flexographic printing inks.....		325910-A	06/84	197.6	197.7	197.7	0.2	0.0
Nonimpact/digital inks.....		325910-E	06/05	205.0	205.0	201.4	1.0	-1.8
All other printing inks.....		325910-H	06/84	203.1	202.9	203.6	-0.3	0.3
Lithographic and offset inks.....		325910-6	06/84	198.4	198.5	198.5	0.1	0.0
News and nonheat web offset printing inks.....		325910-61	12/89	253.3	253.3	253.3	0.0	0.0
Publication and commercial web inks.....		325910-62	12/97	130.1	130.1	130.1	0.0	0.0
Sheet-fed general inks.....		325910-63	12/97	132.1	132.2	132.2	0.2	0.0
Sheet-fed packaging inks.....		325910-64	06/05	125.1	125.3	125.3	0.2	0.0
Gravure printing inks.....		325910-7	06/84	170.5	170.5	170.5	-0.1	0.0

See footnotes at end of table.

Table 11. Producer price indexes for the net output of selected industries and their products, not seasonally adjusted — Continued

Industry and product ¹	Industry code	Product code	Index base	Index			Percent change to Jan. 2020 from:	
				Sept. 2019 ²	Dec. 2019 ²	Jan. 2020 ²	Jan. 2019	Dec. 2019
Printing ink manufacturing - Continued								
Secondary products and miscellaneous receipts.....		325910-SM						
Miscellaneous receipts.....		325910-M	06/84	185.8	185.9	186.0	-3.7	0.1
Secondary products.....		325910-S	06/84	159.7	159.5	161.4	1.1	1.2
Explosives mfg.....	32592		12/06	128.9	128.8	129.3	-0.5	0.4
Explosives manufacturing.....								
Primary products.....	325920		12/80	327.3	327.2	328.4	-0.5	0.4
Explosives.....		325920-P	12/80	287.1	287.2	288.3	-0.9	0.4
Secondary products and miscellaneous receipts.....		325920-SM	12/80	288.9	289.1	290.2	-0.9	0.4
Miscellaneous receipts.....		325920-M	12/80	461.3	449.6	451.9	-1.4	0.5
All other chemical product & preparation mfg.....	32599		12/03	147.9	147.6	147.4	0.5	-0.1
Custom compounding of purchased resins.....								
Primary products.....	325991		06/93	174.3	173.8	171.7	-3.8	-1.2
Custom compounding of purchased resins and color concentrates.....		325991-P	06/93	179.0	178.4	176.2	-4.7	-1.2
Secondary products and miscellaneous receipts.....		325991-0	06/93	178.1	177.5	175.3	-4.7	-1.2
		325991-SM						
Photographic film and chemical manufacturing.....								
Primary products.....	325992		12/03	135.4	135.4	135.4	7.4	0.0
Photographic sensitized film, plates, paper, etc.....		325992-P	12/03	143.9	143.9	143.9	8.9	0.0
Prepared photographic chemicals.....		325992-T	06/07	150.9	—	150.9	12.4	—
Secondary products and miscellaneous receipts.....		325992-5	12/83	75.3	75.3	75.3	-0.1	0.0
Secondary products.....		325992-SM						
		325992-S1	12/12	106.6	—	106.8	2.4	—
Other miscellaneous chemical product manufacturing.....								
Primary products.....	325998		06/85	219.5	218.9	220.0	-0.3	0.5
Water treating compounds.....		325998-P	06/85	213.5	212.8	213.9	0.0	0.5
All other chemical preparations, including essential oils.....		325998-A	06/85	171.8	169.8	171.7	-3.1	1.1
Secondary products and miscellaneous receipts.....		325998-J	06/85	238.3	236.7	237.7	-0.2	0.4
Miscellaneous receipts.....		325998-SM						
Secondary products.....		325998-M	12/03	161.1	—	—	—	—
		325998-S	06/85	294.6	298.5	298.6	-4.3	0.0
Plastics and rubber products mfg.....	326		12/84	192.5	192.1	192.2	-1.1	0.1
Plastics product mfg.....	3261		06/93	169.7	169.3	169.5	-1.4	0.1
Unsupported plastics film, sheet, and bag mfg.....	32611		12/03	156.9	156.8	156.1	-1.9	-0.4
Plastics bag and pouch manufacturing.....								
Primary products.....	326111		12/03	167.2	166.9	168.4	-0.5	0.9
Single-web film specialty bags, pouches, and liners.....		326111-P	12/03	168.8	168.5	170.1	-0.9	0.9
Polyethylene grocery and variety bags and pouches.....		326111-1	12/83	257.2	256.4	259.3	-1.0	1.1
Polyethylene refuse bags.....		326111-11	06/07	134.2	133.4	133.2	—	-0.1
Other polyethylene bags, pouches, and liners.....		326111-12	06/07	119.2	117.8	123.8	-2.0	5.1
Coextruded single-web film specialty bags, pouches, & liners.....		326111-15	06/07	130.2	131.1	130.5	-0.7	-0.5
Multiweb film/film combination specialty bags, pouches, and liners.....		326111-16	06/13	99.8	99.8	101.8	—	2.0
Secondary products and miscellaneous receipts.....		326111-3	12/03	168.6	170.4	169.2	0.4	-0.7
Secondary products.....		326111-SM						
		326111-S	12/03	162.6	161.8	163.3	-0.7	0.9
Plastics packaging film and sheet mfg.....	326112		12/03	137.4	138.3	137.1	-3.1	-0.9
Primary products.....		326112-P	12/03	139.2	140.3	139.0	-3.6	-0.9
Single-web film, rolls, and sheets, including coextruded, for flexible packaging uses.....		326112-1	12/87	210.5	208.7	207.3	-3.0	-0.7
Single-web film, rolls, and sheets for flexible packaging uses.....		326112-11	06/07	138.2	136.9	136.2	-3.2	-0.5
Coextruded single-web film, for flexible packaging uses.....		326112-12	06/07	117.4	116.8	115.1	-1.8	-1.5
Film/film multiweb laminated rolls and sheets, excluding foil, for flexible packaging uses.....		326112-3	12/87	161.8	170.0	167.3	-5.0	-1.6
Secondary products and miscellaneous receipts.....		326112-SM						
Secondary products.....		326112-S	12/03	127.7	127.3	126.5	1.5	-0.6
Nonpackaging plastics film and sheet mfg.....	326113		06/93	187.5	186.4	184.7	-2.0	-0.9
Primary products.....		326113-P	12/82	229.4	228.0	225.7	-2.1	-1.0
Unlaminated plastics film and sheet, excluding packaging.....		326113-0	12/82	229.4	228.0	225.7	-2.1	-1.0
Unlaminated polyethylene film and sheet.....		326113-01	06/93	220.9	217.0	215.1	-3.9	-0.9
Unlaminated vinyl and vinyl copolymer film and sheet.....		326113-03	06/93	171.2	170.5	169.5	—	-0.6
Miscellaneous unlaminated plastics film and sheet.....		326113-04	06/93	187.2	188.5	186.3	—	-1.2
Secondary products and miscellaneous receipts.....		326113-SM						
Secondary products.....		326113-S	06/93	140.3	139.7	138.7	-1.8	-0.7
Plastics pipe/fitting/unsupported shapes mfg.....	32612		12/03	176.1	173.8	174.2	-2.1	0.2
Unlaminated plastics profile shape manufacturing.....								
Primary products.....	326121		06/93	141.3	138.3	139.6	-1.6	0.9
Unlaminated plastics profile shapes.....		326121-P	12/82	181.8	177.7	179.5	-1.6	1.0
Secondary products and miscellaneous receipts.....		326121-0	12/82	181.8	177.7	179.5	-1.6	1.0
		326121-SM						

See footnotes at end of table.

Table 11. Producer price indexes for the net output of selected industries and their products, not seasonally adjusted — Continued

Industry and product ¹	Industry code	Product code	Index base	Index			Percent change to Jan. 2020 from:	
				Sept. 2019 ²	Dec. 2019 ²	Jan. 2020 ²	Jan. 2019	Dec. 2019
Unlaminated plastics profile shape manufacturing - Continued								
Secondary products.....		326121-S	06/93	177.4	177.2	177.1	-0.3	-0.1
Plastics pipe and pipe fitting manufacturing.....	326122		06/93	266.1	264.2	263.4	-2.5	-0.3
Primary products.....		326122-P	12/82	254.2	252.5	251.8	-2.6	-0.3
Plastics pipe.....		326122-1	12/82	248.9	246.8	246.1	-3.8	-0.3
Plastics drain, waste and vent pipe.....		326122-11	06/87	156.1	153.8	154.4	-1.8	0.4
Plastics water pipe.....		326122-13	06/87	181.8	182.2	181.6	-3.8	-0.3
Plastics sewer, stormdrain, and water main pipe.....		326122-18	12/17	99.4	98.3	96.7	-3.9	-1.6
Other plastics pipe.....		326122-1B	07/87	357.8	356.9	354.7	-5.4	-0.6
Plastics pipe fittings and unions.....		326122-3	12/03	235.2	235.5	234.5	2.7	-0.4
Secondary products and miscellaneous receipts.....		326122-SM						
Miscellaneous receipts.....		326122-M	12/99	165.7	160.0	164.3	1.5	2.7
Secondary products.....		326122-S1	12/17	108.2	108.1	104.6	-1.8	-3.2
Laminated plastics plate, sheet, and shape mfg.....	32613		12/03	134.1	134.1	134.1	1.1	0.0
Laminated plastics plate, sheet (except packaging), and shape manufacturing.....	326130		06/93	166.8	166.8	166.8	1.1	0.0
Primary products.....		326130-P	12/82	217.6	217.6	217.6	1.2	0.0
Laminated plastics plate, sheet (except packaging), and shapes.....		326130-0	12/82	217.6	217.6	217.6	1.2	0.0
Secondary products and miscellaneous receipts.....		326130-SM						
Secondary products.....		326130-S	06/93	150.4	151.5	151.4	0.5	-0.1
Polystyrene foam product mfg.....	32614		12/03	177.5	177.5	177.5	-0.2	0.0
Polystyrene foam product manufacturing.....	326140		12/03	177.6	177.6	177.6	-0.2	0.0
Primary products.....		326140-P	12/03	177.0	177.1	177.0	-0.3	-0.1
Packaging, polystyrene foam products.....		326140-2	12/03	195.0	195.9	195.8	0.0	-0.1
Polystyrene foam food containers.....		326140-21	06/06	188.2	189.6	189.6	0.4	0.0
Polystyrene foam protective shipping pads, shaped cushioning, etc.....		326140-22	06/06	138.6	138.6	138.5	-0.6	-0.1
Building and construction polystyrene foam products.....		326140-3	12/03	134.6	134.6	134.6	-0.3	0.0
Consumer and institutional polystyrene foam products.....		326140-5	12/82	240.0	239.3	239.2	-0.7	0.0
All other polystyrene foam products incl. transportation application uses.....		326140-9	06/06	122.7	122.7	122.7	0.0	0.0
Secondary products and miscellaneous receipts.....		326140-SM						
Foam product (ex polystyrene) mfg.....	32615		12/03	163.2	163.3	163.2	-2.9	-0.1
Urethane and other foam product mfg.....	326150		12/03	163.2	163.3	163.2	-2.9	-0.1
Primary products.....		326150-P	12/03	158.9	158.8	158.5	-3.4	-0.2
Packaging polyurethane foam products.....		326150-2	12/03	257.0	257.0	257.0	-0.2	0.0
Furniture and furnishings polyurethane foam products.....		326150-4	12/82	247.6	247.3	245.8	-9.3	-0.6
Polyurethane foam formed & slab stock for pillows/seating/etc.....		326150-41	12/05	154.8	154.3	151.4	-6.9	-1.9
Consumer and institutional polyurethane foam products.....		326150-5	12/03	169.8	169.8	169.8	0.0	0.0
All other miscellaneous polyurethane foam products.....		326150-6	12/03	99.0	98.9	98.9	-0.5	0.0
Products made of foam other than polystyrene or polyurethane.....		326150-9	12/99	137.3	137.3	137.3	0.6	0.0
Secondary products and miscellaneous receipts.....		326150-SM						
Secondary products.....		326150-S	12/03	204.6	204.8	205.2	0.6	0.2
Plastics bottle mfg.....	32616		12/03	127.6	125.7	125.5	-6.3	-0.2
Plastics bottle manufacturing.....	326160		06/93	143.9	141.6	141.4	-6.4	-0.1
Primary products.....		326160-P	12/82	160.0	157.4	157.2	-7.0	-0.1
Plastics bottles.....		326160-0	06/87	152.5	150.0	149.8	-7.0	-0.1
Secondary products and miscellaneous receipts.....		326160-SM						
Other plastics product mfg.....	32619		12/03	143.6	143.7	144.1	-0.5	0.3
Plastics plumbing fixture manufacturing.....	326191		06/93	156.8	156.8	158.3	1.1	1.0
Primary products.....		326191-P	06/93	158.3	158.3	159.8	0.9	0.9
Plastics plumbing fixtures.....		326191-0	06/93	158.3	158.3	159.8	0.9	0.9
Secondary products and miscellaneous receipts.....		326191-SM						
Miscellaneous receipts.....		326191-M	12/04	76.8	76.8	78.6	5.1	2.3
All other plastics product manufacturing.....	326199		06/93	158.9	159.0	159.4	-0.5	0.3
Primary products.....		326199-P	06/87	187.6	187.6	188.2	-0.2	0.3
All other reinforced and fiberglass plastics products.....		326199-A	06/93	192.1	189.9	191.6	0.3	0.9
Consumer/institutional/commercial fabricated plastics products (excl. foam and wire coated).....		326199-C	06/93	158.4	158.1	159.3	-1.8	0.8
Transportation fabricated plastics products (excluding foam and reinforced plastics).....		326199-1	06/93	116.9	117.8	117.8	0.8	0.0
Electrical and electronic fabricated plastics (excluding foam and reinforced plastics).....		326199-2	12/82	132.5	132.8	131.0	0.2	-1.4
Industrial machinery plastics products, excluding foam (incl. gears, bearings, etc.).....		326199-3	06/93	-	174.2	174.2	-	0.0
Plastics packaging (excluding film, sheet, foam, and bottles).....		326199-4	06/93	164.2	164.6	164.3	-3.6	-0.2
Building & construction fabricated plastics products (excl foam, plumbing fixtures, hardware).....		326199-8	12/03	140.2	139.4	140.9	0.8	1.1

See footnotes at end of table.

Table 11. Producer price indexes for the net output of selected industries and their products, not seasonally adjusted — Continued

Industry and product ¹	Industry code	Product code	Index base	Index			Percent change to Jan. 2020 from:	
				Sept. 2019 ²	Dec. 2019 ²	Jan. 2020 ²	Jan. 2019	Dec. 2019
All other plastics product manufacturing - Continued								
Secondary products and miscellaneous receipts.....		326199-SM						
Secondary products.....		326199-S	06/93	149.5	149.8	149.2	-0.1	-0.4
Rubber product mfg.....	3262		12/03	152.9	152.7	152.7	0.1	0.0
Tire mfg.....	32621		06/81	169.4	169.5	169.0	-0.7	-0.3
Tire manufacturing, except retreading.....	326211		06/81	169.4	169.5	169.0	-0.7	-0.3
Primary products.....		326211-P	06/81	157.3	157.4	156.8	-0.8	-0.4
Solid and semi-pneumatic tires.....		326211-D	12/03	140.9	140.8	140.8	-0.1	0.0
Tread rubber, tire sundries, and repair materials.....		326211-H	06/81	229.3	229.3	229.3	0.0	0.0
Pneumatic tires (including passenger, truck, bus, tractor, industrial, and other tires).....		326211-0	12/11	94.8	94.9	94.5	-0.8	-0.4
Passenger car pneumatic tires (casings).....		326211-01	06/81	144.3	143.9	143.9	-0.1	0.0
Truck and bus (including off-the-highway) pneumatic tires.....		326211-03	06/81	148.7	149.9	148.0	-2.7	-1.3
Secondary products and miscellaneous receipts.....		326211-SM						
Miscellaneous receipts.....		326211-M	12/03	236.9	—	—	—	—
Rubber and plastics hose and belting.....	32622		12/03	175.2	175.4	177.4	3.3	1.1
Rubber and plastics hose and belting mfg.....	326220		12/81	280.0	280.4	283.6	3.3	1.1
Primary products.....		326220-P	12/81	282.8	283.1	286.3	3.5	1.1
Rubber and plastics belt and belting mfg.....		326220-D	12/11	122.7	122.9	125.6	5.4	2.2
Rubber and plastics transmission belts and belting (excluding flat).....		326220-D2	12/81	201.6	201.6	202.6	1.8	0.5
Rubber and plastic hose mfg.....		326220-H	12/11	115.2	115.4	115.7	2.1	0.3
Rubber and plastics hose for on- and off-highway motor vehicles.....		326220-H3	12/04	137.6	137.8	138.1	2.2	0.2
Industrial rubber and plastics hose without fittings.....		326220-H4	12/04	150.5	150.5	151.0	0.5	0.3
Rubber and plastics water hose (incl. fire, irrigation, etc.).....		326220-H5	12/04	175.0	175.0	176.3	0.6	0.7
Secondary products and miscellaneous receipts.....		326220-SM						
Secondary products.....		326220-S	12/81	293.9	293.7	301.6	2.5	2.7
Other rubber product mfg.....	32629		12/88	169.0	168.1	168.1	-0.1	0.0
Rubber product mfg. for mechanical use.....	326291		12/88	137.1	136.7	136.8	-0.2	0.1
Primary products.....		326291-P	12/88	132.1	131.6	131.8	-0.4	0.2
Other extruded rubber mechanical goods (excl. auto)(excl. tubing).....		326291-C	12/03	123.8	123.8	123.8	-1.0	0.0
Molded rubber mechanical goods, automotive.....		326291-1	06/83	103.1	102.3	102.5	-1.5	0.2
Molded rubber mechanical goods, transportation (excluding automotive)/off-highway machinery.....		326291-2	12/03	128.6	128.6	128.9	0.5	0.2
Other molded rubber mechanical goods (excluding tubing).....		326291-9	12/03	142.1	142.4	142.3	0.4	-0.1
Secondary products and miscellaneous receipts.....		326291-SM						
Secondary products.....		326291-S	06/83	220.0	220.2	220.0	0.6	-0.1
All other rubber product manufacturing.....	326299		06/83	218.5	216.9	216.9	0.0	0.0
Primary products.....		326299-P	06/83	220.7	218.9	218.9	-0.1	0.0
Rubber druggist and medical sundries, excluding gloves.....		326299-A	12/03	149.6	149.6	149.6	5.1	0.0
All other miscellaneous rubber goods.....		326299-B	06/83	199.7	199.8	201.1	1.3	0.7
Rubber compounds or mixtures for sale or interplant transfer.....		326299-6	06/83	229.2	223.9	223.6	-3.5	-0.1
All other industrial rubber products.....		326299-7	06/83	262.4	262.4	262.4	1.9	0.0
Secondary products and miscellaneous receipts.....		326299-SM						
Miscellaneous receipts.....		326299-M	06/83	250.8	250.8	250.8	2.1	0.0
Secondary products.....		326299-S	06/83	179.0	179.0	178.5	-0.3	-0.3
Nonmetallic mineral product manufacturing.....	327		12/84	219.2	218.7	220.5	2.0	0.8
Clay product and refractory manufacturing.....	3271		12/03	140.9	141.3	142.4	2.7	0.8
Pottery, ceramics, and plumbing fixture mfg.....	32711		12/84	208.2	207.8	210.2	3.9	1.2
Pottery, ceramics, and plumbing fixture mfg.....	327110		12/11	114.4	114.2	115.5	3.9	1.1
Primary products.....		327110-P	12/11	117.1	116.8	118.3	4.7	1.3
Vitreous china, porcelain, and earthenware (semivitreous) table and kitchenware..		327110-5	12/06	125.2	125.1	126.6	2.5	1.2
All other pottery products (including china decorated for the trade).....		327110-6	12/06	135.2	135.2	135.2	0.9	0.0
Porcelain, steatite, and other ceramic electrical products.....		327110-7	12/85	236.2	235.0	241.2	10.2	2.6
Secondary products and miscellaneous receipts.....		327110-SM						
Clay building material and refractories mfg.....	32712		12/03	144.4	145.1	146.0	2.2	0.6
Clay building material and refractories mfg.....	327120		12/11	113.9	114.5	115.1	2.2	0.5
Primary products.....		327120-P	12/11	114.5	115.1	115.8	2.2	0.6
Brick and structural clay tile.....		327120-1	12/84	201.9	202.1	202.7	1.5	0.3
Building or common brick.....		327120-11	12/84	200.0	200.2	200.8	1.6	0.3
Glazed brick and other brick (paving, floor, and sewer).....		327120-12	12/04	151.2	151.2	152.5	0.7	0.9
Clay floor and wall tile, glazed and unglazed (including quarry tile and ceramic mosaic tile).....		327120-2	06/85	103.0	103.0	104.5	2.2	1.5
Nonclay refractories (excluding dead-burned magnesia).....		327120-6	12/04	163.1	165.6	166.5	2.8	0.5
Clay refractories.....		327120-7	12/04	175.4	175.1	175.9	2.0	0.5

See footnotes at end of table.

Table 11. Producer price indexes for the net output of selected industries and their products, not seasonally adjusted — Continued

Industry and product ¹	Industry code	Product code	Index base	Index			Percent change to Jan. 2020 from:	
				Sept. 2019 ²	Dec. 2019 ²	Jan. 2020 ²	Jan. 2019	Dec. 2019
Clay building material and refractories mfg. - Continued								
All other structural clay products, excluding clay refractories.		327120-9	12/85	242.9	242.9	242.9	1.5	0.0
Secondary products and miscellaneous receipts.		327120-SM						
Miscellaneous receipts.		327120-M	12/11	109.6	109.6	109.6	3.4	0.0
Glass and glass product manufacturing.	3272		12/03	134.7	134.4	135.3	1.1	0.7
Glass and glass product manufacturing.	32721		12/03	134.7	134.4	135.3	1.1	0.7
Flat glass manufacturing.	327211		12/80	113.8	112.7	112.2	-1.0	-0.4
Primary products.		327211-P	12/80	113.6	112.5	111.9	-1.1	-0.5
Flat glass (float, sheet, and plate process), made by flat glass producers.		327211-1	12/80	114.9	114.7	113.7	-0.5	-0.9
Other glass products, made by flat glass producers.		327211-4	12/06	141.6	137.5	138.2	-2.2	0.5
Secondary products and miscellaneous receipts.		327211-SM						
Other pressed and blown glass and glassware.	327212		06/83	170.1	169.4	169.4	0.5	0.0
Primary products.		327212-P	06/83	169.5	168.8	168.8	0.4	0.0
Glass fiber and machine-made pressed and blown glass and glassware, made by glass producers.		327212-B	06/12	128.3	127.7	127.7	0.4	0.0
Secondary and miscellaneous receipts.		327212-SM						
Glass container manufacturing.	327213		06/82	207.5	207.5	212.3	3.1	2.3
Primary products.		327213-P	06/82	208.4	208.4	213.4	3.1	2.4
Glass containers (including value of packaging).		327213-0	12/03	149.9	149.9	153.5	3.2	2.4
Secondary products and miscellaneous receipts.		327213-SM1						
Glass product mfg. made of purchased glass.	327215		06/83	174.9	175.1	175.9	1.1	0.5
Primary products.		327215-P	06/83	169.7	169.9	170.6	1.1	0.4
Other glass products, made from purchased glass.		327215-B	06/83	160.8	160.7	161.5	0.9	0.5
Machine-made pressed and blown glassware, made from purchased glass.		327215-C	06/13	114.1	115.6	116.5	3.6	0.8
Mirrors (decorated and undecorated), made from purchased glass.		327215-9	06/83	179.6	179.6	179.6	0.0	0.0
Secondary products and miscellaneous receipts.		327215-SM						
Cement and concrete product manufacturing.	3273		12/03	175.4	174.5	176.2	2.9	1.0
Cement manufacturing.	32731		06/82	255.5	255.1	255.0	0.9	0.0
Cement manufacturing.	327310		06/82	255.5	255.1	255.0	0.9	0.0
Primary products.		327310-P	06/82	252.8	252.4	252.2	0.8	-0.1
Cement, hydraulic (including cost of shipping containers).		327310-0	06/89	249.9	249.5	249.4	0.8	0.0
Secondary products and miscellaneous receipts.		327310-SM						
Ready-mix concrete manufacturing.	32732		12/03	184.6	182.4	184.8	3.3	1.3
Ready-mix concrete manufacturing.	327320		06/81	286.2	282.7	286.6	3.3	1.4
Primary products.		327320-P	06/81	283.7	280.1	284.0	3.5	1.4
Northeast region ready-mix concrete.		327320-A	12/12	129.6	131.3	129.6	3.3	-1.3
Midwest region ready-mix concrete.		327320-B	12/12	124.9	126.0	129.8	7.3	3.0
South region ready-mix concrete.		327320-C	12/12	131.2	126.3	128.5	0.8	1.7
West region ready-mix concrete.		327320-D	12/12	128.7	129.0	129.4	4.8	0.3
Secondary products and miscellaneous receipts.		327320-SM						
Miscellaneous receipts.		327320-M	06/81	279.5	279.5	279.5	1.4	0.0
Secondary products.		327320-S	06/81	342.2	342.1	344.8	0.0	0.8
Concrete pipe, brick, and block manufacturing.	32733		12/03	153.7	153.8	154.3	3.1	0.3
Concrete block and brick manufacturing.	327331		06/81	259.0	259.2	259.4	2.7	0.1
Primary products.		327331-P	06/81	273.9	273.9	274.1	2.7	0.1
Concrete block and brick.		327331-0	12/06	129.9	129.9	130.0	2.7	0.1
Structural concrete block, lightweight units (weighing less than 105 lb/cubic ft.) (dry weight).		327331-01	06/81	249.0	249.3	249.0	3.1	-0.1
Structural concrete block, mediumweight units (weighing 105 - 124 lb/cubic ft.) (dry weight).		327331-02	06/81	312.4	310.9	312.4	4.6	0.5
Structural concrete block, normalweight units (weighing 125 lb or more/cubic ft.) (dry weight).		327331-03	06/81	292.2	291.2	291.8	2.3	0.2
Decorative concrete block (including screen, split, slump, shadowal block, etc.).		327331-04	06/81	250.0	251.1	251.4	3.0	0.1
Concrete pavers (including grid, interlocking, etc.).		327331-05	06/81	271.6	271.7	271.6	2.2	0.0
Concrete brick.		327331-06	06/81	253.4	252.7	252.7	0.8	0.0
Secondary products and miscellaneous receipts.		327331-SM						
Miscellaneous receipts.		327331-M	06/81	210.7	210.7	210.7	3.1	0.0
Secondary products.		327331-S	06/81	220.7	224.1	224.7	1.8	0.3
Concrete pipe manufacturing.	327332		12/03	155.8	155.9	157.3	3.9	0.9
Primary products.		327332-P	12/03	154.5	154.5	155.9	4.3	0.9
Concrete pipe.		327332-0	12/03	154.5	154.5	155.9	4.3	0.9
Concrete culvert pipe.		327332-01	12/99	173.1	-	-	-	-
Concrete storm sewer pipe.		327332-02	12/99	198.7	200.3	204.5	5.6	2.1
Concrete pipe, except concrete culvert and storm sewer pipe.		327332-03	06/94	205.0	205.0	207.0	4.7	1.0

See footnotes at end of table.

Table 11. Producer price indexes for the net output of selected industries and their products, not seasonally adjusted — Continued

Industry and product ¹	Industry code	Product code	Index base	Index			Percent change to Jan. 2020 from:	
				Sept. 2019 ²	Dec. 2019 ²	Jan. 2020 ²	Jan. 2019	Dec. 2019
Concrete pipe manufacturing - Continued								
Secondary products and miscellaneous receipts.....		327332-SM						
Other concrete product manufacturing.....	32739		12/03	169.8	170.9	172.4	2.4	0.9
Other concrete product manufacturing.....	327390		12/03	169.8	170.9	172.4	2.4	0.9
Primary products.....		327390-P	12/03	169.3	170.3	171.7	3.1	0.8
Precast concrete products.....		327390-1	12/79	315.4	317.7	320.4	3.2	0.8
Precast concrete slabs and tile, roof and floor units.....		327390-11	07/85	302.0	302.0	302.0	1.1	0.0
Precast concrete architectural wall panels.....		327390-12	11/84	254.0	256.5	259.6	3.3	1.2
Burial vaults and boxes, precast concrete.....		327390-13	12/79	355.9	355.9	365.8	2.8	2.8
Precast concrete products (excl burial vaults and boxes, slabs and tile, and arch. wall panels).....		327390-14	12/79	294.7	297.6	299.7	3.8	0.7
Prestressed concrete products.....		327390-4	12/79	278.2	279.2	280.7	2.7	0.5
Prestressed concrete products (excl bridge beams and solid and hollow cored slabs and panels).....		327390-43	06/94	171.3	171.3	171.3	1.3	0.0
Prestressed concrete bridge beams.....		327390-46	01/17	107.1	107.7	109.8	4.2	1.9
Prestressed concrete solid and hollow cored slabs and panels.....		327390-47	01/17	115.2	116.1	116.1	4.2	0.0
Secondary products and miscellaneous receipts.....		327390-SM						
Secondary products.....		327390-S	12/79	311.0	311.9	313.1	1.5	0.4
Lime and gypsum product manufacturing.....	3274		12/03	169.6	169.7	173.8	0.5	2.4
Lime manufacturing.....	32741		12/03	200.9	200.3	203.7	2.8	1.7
Lime manufacturing.....	327410		12/85	258.3	257.6	262.0	2.8	1.7
Primary products.....		327410-P	12/85	268.5	267.8	272.5	2.9	1.8
Lime.....		327410-0	12/04	195.6	195.0	198.4	2.9	1.7
Secondary products and miscellaneous receipts.....		327410-SM						
Gypsum product manufacturing.....	32742		12/03	165.1	165.6	170.2	-0.6	2.8
Gypsum product manufacturing.....	327420		06/81	269.8	270.5	278.0	-0.7	2.8
Primary products.....		327420-P	06/81	287.1	287.9	296.2	-0.7	2.9
Gypsum building materials.....		327420-1	12/93	233.2	232.7	240.4	-2.2	3.3
Other gypsum products.....		327420-5	01/00	197.9	203.0	204.8	6.8	0.9
Secondary products and miscellaneous receipts.....		327420-SM						
Other nonmetallic mineral products.....	3279		12/84	204.8	204.8	205.3	1.7	0.2
Abrasive product manufacturing.....	32791		12/03	139.5	139.0	140.7	2.3	1.2
Abrasive product manufacturing.....	327910		12/80	232.7	231.8	234.7	2.2	1.3
Primary products.....		327910-P	12/80	243.1	242.2	245.3	2.6	1.3
Nonmetallic sized grains, powders, and flour abrasives (incl. graded only).....		327910-1	06/87	192.6	194.0	194.1	9.8	0.1
Nonmetallic abrasive products (including diamond abrasives).....		327910-4	12/80	228.2	228.2	230.7	1.7	1.1
Nonmetallic coated abrasive products and buffing wheels, polishing wheels, and laps.....		327910-7	12/80	294.7	294.7	299.5	2.8	1.6
Secondary products and miscellaneous receipts.....		327910-SM						
Miscellaneous receipts.....		327910-M	12/80	300.5	300.5	300.5	1.9	0.0
All other nonmetallic mineral product mfg.....	32799		12/03	157.6	157.8	157.7	1.5	-0.1
Cut stone and stone product manufacturing.....	327991		12/84	183.3	182.8	185.0	2.7	1.2
Primary products.....		327991-P	12/84	177.8	177.2	179.5	2.7	1.3
Dressed dimension granite (including gneiss, syenite, diorite, and cut granite).....		327991-1	12/84	168.3	168.1	171.3	2.5	1.9
Dressed dimension limestone (including dolomite, travertine, calcareous, tufa, & cut limestone).....		327991-4	12/84	171.4	171.4	171.4	0.0	0.0
Dressed dimension marble and other stone.....		327991-7	12/84	188.7	186.6	186.6	4.6	0.0
Secondary products and miscellaneous receipts.....		327991-SM						
Miscellaneous receipts.....		327991-M1	12/14	110.0	-	-	-	-
Ground or treated minerals and earths mfg.....	327992		06/85	270.5	270.7	270.8	2.6	0.0
Primary products.....		327992-P	06/85	266.2	266.3	266.5	2.8	0.1
Ground or treated minerals and earths.....		327992-0	06/85	266.2	266.3	266.5	2.8	0.1
Treated lightweight aggregate and crushed slag, minerals and earths.....		327992-04	12/14	132.9	132.9	132.9	12.6	0.0
Other minerals and earths, treated.....		327992-06	12/14	91.5	91.7	91.6	-0.7	-0.1
Secondary products and miscellaneous receipts.....		327992-SM						
Mineral wool manufacturing.....	327993		12/81	210.8	212.0	211.5	1.0	-0.2
Primary products.....		327993-P	12/81	210.6	211.9	211.4	1.1	-0.2
Mineral wool for thermal and acoustical envelope insulation.....		327993-1	12/81	210.4	210.8	211.8	1.4	0.5
Mineral wool for industrial, equipment, and appliance insulation.....		327993-4	12/81	191.9	194.7	191.4	0.3	-1.7
Secondary products and miscellaneous receipts.....		327993-SM						
Miscellaneous receipts.....		327993-M1	07/09	109.3	107.7	-	-	-
All other miscellaneous nonmetallic mineral product manufacturing.....	327999		12/03	151.2	151.3	149.6	0.3	-1.1
Primary products.....		327999-P	12/03	149.7	149.6	148.0	0.3	-1.1
All other nonmetallic mineral products.....		327999-0	12/03	149.7	149.6	148.0	0.3	-1.1

See footnotes at end of table.

Table 11. Producer price indexes for the net output of selected industries and their products, not seasonally adjusted — Continued

Industry and product ¹	Industry code	Product code	Index base	Index			Percent change to Jan. 2020 from:	
				Sept. 2019 ²	Dec. 2019 ²	Jan. 2020 ²	Jan. 2019	Dec. 2019
All other miscellaneous nonmetallic mineral product manufacturing - Continued								
Other nonmetallic mineral products.....		327999-09	06/06	109.9	109.7	105.4	-3.7	-3.9
Secondary products and miscellaneous receipts.....		327999-SM						
Primary metal mfg.....	331		12/84	202.1	196.3	197.3	-8.8	0.5
Iron & steel mills & ferroalloy mfg.....	3311		12/03	162.4	152.2	152.8	-18.8	0.4
Iron & steel mills & ferroalloy mfg.....	33111		12/03	162.4	152.2	152.8	-18.8	0.4
Iron and steel mills and ferroalloy mfg.....	331110		06/82	174.2	163.3	163.9	-18.7	0.4
Primary products.....		331110-P	06/82	174.6	163.0	163.5	-19.5	0.3
Cold rolled steel sheet and strip.....		331110-D	06/82	223.7	217.6	223.7	-10.4	2.8
Steel ingots and semifinished products.....		331110-3	06/82	256.8	253.6	248.8	-14.1	-1.9
Hot rolled steel sheet and strip, including tin mill products.....		331110-5	06/82	127.3	117.4	114.1	-25.1	-2.8
Ferroalloys and related products.....		331110-6	12/09	89.4	78.8	80.1	-36.7	1.6
Hot rolled steel bars, plates, and structural shapes.....		331110-7	06/82	197.9	182.5	189.1	-13.5	3.6
Hot rolled steel bars, plates, and structural shapes, carbon.....		331110-71	12/17	113.0	103.2	107.9	-13.4	4.6
Hot rolled steel bars, plates, and structural shapes, alloy.....		331110-76	12/10	101.2	96.1	95.7	-16.8	-0.4
Secondary products and miscellaneous receipts.....		331110-SM						
Steel product mfg from purchased steel.....	3312		12/03	202.0	197.4	197.7	-6.7	0.2
Iron & steel pipe and tube mfg from purchased steel.....	33121		12/03	232.5	227.9	227.9	-6.3	0.0
Iron and steel pipe and tube manufacturing from purchased steel.....	331210		06/82	332.5	325.9	326.0	-6.2	0.0
Primary products.....		331210-P	06/82	343.9	338.3	339.1	-5.0	0.2
Iron and steel pipes and tubes, from purchased iron and steel.....		331210-0	06/82	343.9	338.3	339.1	-5.0	0.2
Pipe and tube, carbon.....		331210-02	12/10	129.6	126.9	127.6	-4.8	0.6
Pipe and tube, alloy.....		331210-03	12/10	115.4	113.0	113.1	-7.7	0.1
Pipe and tube, stainless.....		331210-04	12/10	85.6	90.1	87.4	1.7	-3.0
Secondary products and miscellaneous receipts.....		331210-SM1						
Rolling & drawing of purchased steel.....	33122		12/03	179.5	174.8	175.3	-7.2	0.3
Rolled steel shape mfg.....	331221		06/82	204.6	199.1	203.6	-8.5	2.3
Primary products.....		331221-P	06/82	187.8	183.1	186.7	-9.1	2.0
Cold rolled steel sheet and strip, made from purchased steel.....		331221-1	06/82	195.1	189.2	195.5	-10.6	3.3
Cold finished steel bars and bar shapes, made from purchased steel.....		331221-3	06/82	193.3	190.0	189.4	-6.2	-0.3
Secondary products and miscellaneous receipts.....		331221-SM						
Steel wire drawing.....	331222		06/82	228.8	223.0	219.8	-6.0	-1.4
Primary products.....		331222-P	06/82	232.0	225.8	222.2	-6.4	-1.6
Steel wire, including galvanized and other coated wire.....		331222-5	06/82	203.0	197.8	195.1	-2.3	-1.4
Carbon steel wire.....		331222-5A	06/82	211.6	203.4	200.8	-3.7	-1.3
Stainless steel wire.....		331222-5C	06/82	164.9	167.3	164.5	3.3	-1.7
Alloy steel wire.....		331222-5D	12/10	100.2	97.2	97.4	-11.5	0.2
Secondary products and miscellaneous receipts.....		331222-SM						
Secondary products.....		331222-S	06/82	169.5	169.5	169.4	-1.4	-0.1
Alumina & aluminum production & processing.....	3313		12/03	127.6	125.5	126.1	-5.2	0.5
Alumina & aluminum production & processing.....	33131		12/03	127.7	125.6	126.2	-5.2	0.5
Secondary smelting and alloying of aluminum.....	331314		12/03	111.5	107.4	108.2	-13.8	0.7
Primary products.....		331314-P	06/80	117.8	112.7	113.3	-16.1	0.5
Aluminum ingot, including billet, made by secondary smelters.....		331314-2	12/03	102.3	96.8	97.5	-19.4	0.7
Aluminum and aluminum-base alloys powders, paste, and flakes.....		331314-5	12/03	126.4	126.2	126.2	-0.2	0.0
Secondary products and miscellaneous receipts.....		331314-SM						
Miscellaneous receipts.....		331314-M	06/80	142.8	143.4	-	-	-
Aluminum sheet, plate, and foil mfg.....	331315		06/81	192.7	188.7	190.5	-5.5	1.0
Primary products.....		331315-P	06/81	199.2	195.0	196.9	-5.5	1.0
Aluminum sheet, plate, and foil.....		331315-0	06/81	199.2	195.0	196.9	-5.5	1.0
Other aluminum rolling, drawing, and extruding.....	331318		12/81	194.9	194.0	192.7	-3.8	-0.7
Primary products.....		331318-P	12/81	199.9	199.3	197.9	-3.7	-0.7
Extruded aluminum rod, bar, and other extruded shapes.....		331318-1	12/81	207.6	206.9	205.4	-3.9	-0.7
Extruded and drawn aluminum tube.....		331318-3	12/94	117.8	117.7	117.2	-2.2	-0.4
Secondary products and miscellaneous receipts.....		331318-SM						
Nonferrous (exc alum) production & processing.....	3314		12/03	215.5	218.2	220.8	5.1	1.2
Nonferrous metal (except aluminum) smelting and refining.....	33141		12/03	221.5	222.2	226.0	3.3	1.7
Nonferrous metal (except aluminum) smelting and refining.....	331410		12/09	87.2	87.5	89.0	3.4	1.7
Primary products.....		331410-P	12/09	91.6	92.1	93.2	3.4	1.2
Primary smelting and refining of copper.....		331410-1	06/80	253.4	261.8	258.5	0.9	-1.3
Secondary products and miscellaneous receipts.....		331410-SM1						
Copper rolling/drawing/extruding & alloying.....	33142		12/03	225.3	225.6	229.7	3.0	1.8

See footnotes at end of table.

Table 11. Producer price indexes for the net output of selected industries and their products, not seasonally adjusted — Continued

Industry and product ¹	Industry code	Product code	Index base	Index			Percent change to Jan. 2020 from:	
				Sept. 2019 ²	Dec. 2019 ²	Jan. 2020 ²	Jan. 2019	Dec. 2019
Copper rolling, drawing, extruding, and alloying.....	331420		12/11	89.0	89.1	90.7	3.0	1.8
Primary products.....		331420-P	12/11	88.2	88.2	90.0	3.2	2.0
Copper wire and cable.....		331420-A	12/03	212.7	213.3	217.4	1.5	1.9
Copper and copper alloy sheet, strip, and plate.....		331420-5	12/80	319.0	326.5	327.3	2.4	0.2
Copper and copper alloy pipe and tube.....		331420-7	12/80	270.2	279.6	283.4	-1.1	1.4
Secondary smelting, refining, and alloying of copper.....		331420-8	12/03	332.3	—	—	—	—
Copper and copper alloy rod, bar, and shapes.....		331420-9	12/80	384.1	379.7	386.4	5.3	1.8
Secondary products and miscellaneous receipts.....		331420-SM						
Secondary products.....		331420-S	12/11	107.5	108.3	107.6	-1.9	-0.6
Other nonferrous roll/draw/extruding/alloying.....	33149		12/03	202.3	207.7	208.4	7.4	0.3
Nonferrous metal (except copper and aluminum) rolling, drawing, and extruding.....	331491		12/03	174.6	174.8	171.6	-1.6	-1.8
Primary products.....		331491-P	12/03	150.3	150.5	147.8	-1.7	-1.8
All other nonferrous metal mill shapes.....		331491-D	06/82	252.9	—	240.8	-6.9	—
Nickel and nickel-base alloy mill shapes.....		331491-2	06/82	196.1	196.2	197.6	2.6	0.7
Titanium and titanium-base alloy mill shapes.....		331491-3	06/82	159.8	—	—	—	—
Secondary products and miscellaneous receipts.....		331491-SM						
Secondary smelting, refining, and alloying of nonferrous metal (except copper and aluminum).....	331492		12/03	230.7	239.6	242.8	12.0	1.3
Primary products.....		331492-P	12/03	230.8	238.5	240.9	10.7	1.0
All other miscellaneous secondary nonferrous metals, including secondary lead.....		331492-B	06/11	87.9	82.5	83.7	-1.4	1.5
Nonferrous metal powders, paste, and flakes (excluding aluminum and copper).....		331492-1	06/85	236.4	240.2	240.2	-0.1	0.0
Secondary precious metals and precious metal alloys.....		331492-9	06/80	173.5	—	—	—	—
Secondary products and miscellaneous receipts.....		331492-SM						
Secondary products.....		331492-S	12/03	239.8	—	237.2	-7.7	—
Foundries.....	3315		12/03	155.1	154.5	155.0	0.3	0.3
Ferrous metal foundries.....	33151		12/84	222.7	222.6	223.8	1.7	0.5
Iron foundries.....	331511		12/80	264.3	262.0	263.4	1.0	0.5
Primary products.....		331511-P	12/80	255.7	253.0	254.6	0.0	0.6
Ductile iron pressure pipe and fittings.....		331511-1	12/80	312.9	307.1	311.5	-1.6	1.4
Other ductile iron castings for all other uses.....		331511-32	06/12	110.2	108.6	109.4	-0.5	0.7
Cast iron soil pipe and fittings, all sizes.....		331511-7	12/03	240.6	240.6	240.6	4.9	0.0
Other gray iron castings.....		331511-9	12/03	168.2	167.1	167.6	0.9	0.3
Secondary products and miscellaneous receipts.....		331511-SM						
Steel investment foundries.....	331512		06/81	266.4	271.8	270.2	2.9	-0.6
Primary products.....		331512-P	06/81	252.1	257.3	255.8	3.1	-0.6
Steel investment castings.....		331512-0	06/81	252.1	257.3	255.8	3.1	-0.6
Secondary products and miscellaneous receipts.....		331512-SM						
Secondary products.....		331512-S	06/81	454.0	—	454.8	-0.2	—
Steel foundries, except investment.....	331513		06/81	216.7	217.5	220.6	2.4	1.4
Primary products.....		331513-P	12/03	163.6	164.3	166.5	2.2	1.3
Carbon steel castings, except investment.....		331513-1	06/81	266.2	266.2	266.4	0.8	0.1
Alloy steel castings, excluding investment.....		331513-4	12/17	102.6	103.4	106.1	3.6	2.6
High alloy steel castings, except investment.....		331513-41	06/81	235.1	241.6	244.1	2.5	1.0
Other alloy steel castings, except investment.....		331513-43	12/03	150.0	150.0	154.9	4.0	3.3
Secondary products and miscellaneous receipts.....		331513-SM						
Nonferrous metal foundries.....	33152		12/84	192.3	190.6	190.5	-1.9	-0.1
Nonferrous metal die-casting foundries.....	331523		12/11	97.6	96.2	95.5	-4.3	-0.7
Primary products.....		331523-P	12/11	97.7	96.2	95.5	-4.5	-0.7
Aluminum die-castings.....		331523-1	06/83	155.0	151.6	150.5	-6.1	-0.7
Nonferrous (except aluminum) die-castings.....		331523-3	06/91	198.0	198.2	197.4	0.2	-0.4
Secondary products and miscellaneous receipts.....		331523-SM						
Secondary products.....		331523-S	12/11	97.9	98.9	—	—	—
Aluminum foundries, except die-casting.....	331524		06/91	170.0	169.7	170.5	1.5	0.5
Primary products.....		331524-P	06/91	163.9	163.6	164.4	1.7	0.5
Aluminum castings, excluding die-castings.....		331524-0	06/91	163.9	163.6	164.4	1.7	0.5
Secondary products and miscellaneous receipts.....		331524-SM						
Other nonferrous metal foundries, except die-casting.....	331529		12/11	101.1	101.1	102.7	2.4	1.6
Primary products.....		331529-P	12/11	99.7	100.3	102.2	2.0	1.9
Copper foundries (excluding die-casting).....		331529-5	06/83	309.5	311.6	315.1	1.7	1.1
Other nonferrous foundries (excluding die-casting), including nickel and zinc casting.....		331529-8	06/83	210.1	211.2	217.5	2.4	3.0
Secondary products and miscellaneous receipts.....		331529-SM						
Miscellaneous receipts.....		331529-M	12/11	91.9	76.6	75.2	11.9	-1.8
Secondary products.....		331529-S	12/11	124.2	124.2	124.2	4.6	0.0
Fabricated metal product mfg.....	332		12/84	204.4	204.3	204.8	0.3	0.2

See footnotes at end of table.

Table 11. Producer price indexes for the net output of selected industries and their products, not seasonally adjusted — Continued

Industry and product ¹	Industry code	Product code	Index base	Index			Percent change to Jan. 2020 from:	
				Sept. 2019 ²	Dec. 2019 ²	Jan. 2020 ²	Jan. 2019	Dec. 2019
Forging & stamping.....	3321		12/03	131.2	130.3	129.8	-2.9	-0.4
Forging & stamping.....	33211		12/03	131.2	130.3	129.8	-2.9	-0.4
Iron and steel forging.....	332111		12/83	149.0	147.2	146.6	-5.3	-0.4
Primary products.....		332111-P	12/83	146.2	143.2	142.6	-5.4	-0.4
Hot impression die impact, press and upset steel forgings.....		332111-1	12/83	157.0	154.1	152.7	-6.3	-0.9
Hot impression die impact, press and upset carbon steel forgings.....		332111-11	12/83	167.1	163.4	160.9	-7.6	-1.5
Hot impression die impact, press and upset alloy steel forgings.....		332111-12	12/83	143.8	141.3	140.5	-6.8	-0.6
Secondary products and miscellaneous receipts.....		332111-SM						
Nonferrous forging.....	332112		12/83	152.6	153.2	152.9	1.7	-0.2
Primary products.....		332112-P	12/83	165.0	165.7	165.5	1.9	-0.1
Hot impression die impact, press and upset nonferrous forgings.....		332112-4	12/83	171.9	172.7	172.4	1.5	-0.2
Hot impression die impact, press, and upset aluminum and aluminum alloy forgings.....		332112-41	12/83	199.2	200.0	199.9	2.5	-0.1
Hot impression die impact, press, and upset titanium and titanium alloy forgings.....		332112-42	12/83	120.3	121.2	120.6	0.2	-0.5
Other nonferrous hot impression die impact, press, and upset forgings.....		332112-43	06/98	137.7	137.7	138.1	1.3	0.3
Other nonferrous forgings, including cold impression die impact and seamless rolled.....		332112-9	06/09	91.7	91.7	91.7	5.9	0.0
Secondary products and miscellaneous receipts.....		332112-SM						
Custom roll forming.....	332114		12/03	116.7	116.1	113.3	-7.7	-2.4
Primary products.....		332114-P	12/84	136.9	136.1	132.4	-8.4	-2.7
Custom roll formed products (steel, aluminum and other metal).....		332114-0	06/90	132.9	132.2	128.5	-8.5	-2.8
Secondary products and miscellaneous receipts.....		332114-SM						
Powder metallurgy part mfg.....	332117		12/03	124.2	124.0	123.8	0.2	-0.2
Primary products.....		332117-P	12/03	124.7	124.6	124.4	0.3	-0.2
Powder metallurgy parts.....		332117-0	12/91	128.0	127.9	127.6	0.2	-0.2
Other metal stamping, except automotive.....	332119		06/84	195.4	194.0	195.2	0.1	0.6
Primary products.....		332119-P	12/03	154.6	153.6	154.4	0.4	0.5
Metal job stampings, except automotive.....		332119-3	06/84	193.7	192.2	193.5	-1.2	0.7
Recreational vehicle metal job stamping.....		332119-31	06/07	112.7	-	109.3	-11.9	-
Motor and generator metal job stamping.....		332119-32	06/07	113.7	113.0	113.8	-1.3	0.7
Other metal job stampings.....		332119-33	06/07	133.6	134.1	134.4	1.6	0.2
Secondary products and miscellaneous receipts.....		332119-SM						
Miscellaneous receipts.....		332119-M	12/03	96.1	93.1	100.4	5.0	7.8
Cutlery & handtool mfg.....	3322		12/03	135.0	135.9	135.9	1.3	0.0
Cutlery & handtool mfg.....	33221		12/03	135.0	135.9	135.9	1.3	0.0
Metal cookware, cutlery, and flatware mfg.....	332215		12/11	109.2	110.4	110.1	0.4	-0.3
Primary products.....		332215-P	12/11	108.8	108.8	108.8	-0.2	0.0
Cutlery, scissors, shears, trimmers, and snips.....		332215-2	12/83	215.6	214.0	214.3	-1.5	0.1
Stamped and spun utensils, cooking and kitchen, aluminum.....		332215-5	06/84	202.4	202.4	202.4	0.2	0.0
Stamped and spun utensils, cooking and kitchen, except aluminum.....		332215-7	06/84	241.4	243.5	243.5	0.1	0.0
Secondary products and miscellaneous receipts.....		332215-SM						
Miscellaneous receipts.....		332215-M	12/11	109.3	124.0	120.2	5.8	-3.1
Secondary products.....		332215-S	12/11	118.7	120.0	120.0	1.2	0.0
Saw blade, handsaw, and hand and edge tool mfg.....	332216		12/11	111.2	111.6	111.8	2.0	0.2
Primary products.....		332216-P	12/11	111.5	111.9	112.1	2.2	0.2
Saw blades and handsaws.....		332216-C	06/83	187.2	187.2	187.2	0.0	0.0
Mechanics' hand service tools.....		332216-1	06/83	246.4	247.6	248.2	2.3	0.2
Edge tools, hand-operated.....		332216-4	06/96	165.4	167.1	167.7	8.0	0.4
All other miscellaneous hand tools, except handsaws.....		332216-7	12/11	118.6	119.0	119.2	2.1	0.2
Precision measuring tools (inspection, quality control, etc.).....		332216-9	06/83	200.0	200.0	200.0	3.4	0.0
Secondary products and miscellaneous receipts.....		332216-SM						
Miscellaneous receipts.....		332216-M	12/11	108.9	109.6	109.6	0.7	0.0
Secondary products.....		332216-S	12/11	111.8	112.8	113.7	1.5	0.8
Architectural & structural metals mfg.....	3323		12/03	165.2	165.3	164.7	-1.6	-0.4
Plate work & fabricated structural prod mfg.....	33231		12/03	171.7	171.6	170.0	-3.2	-0.9
Prefabricated metal buildings and components mfg.....	332311		12/81	330.6	321.3	325.1	-4.8	1.2
Primary products.....		332311-P	12/81	342.0	332.0	336.2	-5.2	1.3
Prefabricated metal bldg & component systems (excl. farm service bldgs, resid. bldgs, & parts).....		332311-1	12/81	344.8	334.6	339.4	-6.0	1.4
Prefabricated metal building systems (excl. farm service bldgs, resid. bldgs, and parts).....		332311-11	06/07	163.6	162.7	164.9	-2.1	1.4
Industrial & commercial prefab metal building systems (excl farm svc bldgs, residential, parts).....		332311-12	06/07	167.1	161.2	163.6	-6.8	1.5
Other prefabricated and portable metal buildings and parts.....		332311-3	12/81	331.2	321.7	324.7	-3.6	0.9
Other prefabricated & portable buildings, steel and aluminum.....		332311-33	12/97	235.9	227.0	231.9	-9.4	2.2

See footnotes at end of table.

Table 11. Producer price indexes for the net output of selected industries and their products, not seasonally adjusted — Continued

Industry and product ¹	Industry code	Product code	Index base	Index			Percent change to Jan. 2020 from:	
				Sept. 2019 ²	Dec. 2019 ²	Jan. 2020 ²	Jan. 2019	Dec. 2019
Prefabricated metal buildings and components mfg - Continued								
Panels, parts, and sections for prefabricated buildings, steel and aluminum. . . .		332311-34	12/81	283.1	275.8	277.3	-1.4	0.5
Secondary products and miscellaneous receipts.....		332311-SM						
Fabricated structural metal mfg.	332312		12/03	163.2	164.6	161.8	-3.2	-1.7
Primary products.....		332312-P	06/82	221.9	224.1	219.8	-3.4	-1.9
Fabricated structural metal bar joists and concrete reinforcing bars for buildings. . .		332312-1	06/82	210.2	209.4	210.2	-1.3	0.4
Fabricated structural iron and steel for industrial buildings metal bar joists, short span.		332312-11	06/11	118.1	116.2	—	—	—
Fabricated structural iron & steel for commercial, residential, institutional, & public bldgs.....		332312-12	06/11	119.9	119.8	—	—	—
Fabricated structural metal for bridges.....		332312-4	06/82	184.4	168.7	161.9	-8.7	-4.0
Secondary products and miscellaneous receipts.....		332312-SM						
Plate work mfg.	332313		12/03	150.2	149.2	148.9	-1.8	-0.2
Primary products.....		332313-P	12/03	148.6	147.5	147.2	-1.8	-0.2
Fabricated plate work (stacks and weldments).....		332313-0	03/80	225.4	223.8	223.3	-1.8	-0.2
Secondary products and miscellaneous receipts.....		332313-SM						
Ornamental & architectural metal prod mfg.	33232		12/03	160.9	161.0	161.4	0.1	0.2
Metal window and door mfg.	332321		06/83	257.6	258.0	258.1	1.7	0.0
Primary products.....		332321-P	06/83	268.2	268.6	268.8	1.6	0.1
Metal molding and trim and store fronts.....		332321-B	06/83	483.5	484.7	484.7	0.3	0.0
Metal combination screen, storm sash, and storm doors.....		332321-C	06/83	189.0	—	—	—	—
Metal windows (except storm sash).....		332321-D	06/83	266.0	266.9	266.9	2.5	0.0
Metal doors (except storm doors).....		332321-1	06/83	268.4	268.8	269.0	1.6	0.1
Metal window and door screens (except combination screens) and metal weather strip.....		332321-9	06/83	232.3	232.3	232.3	0.0	0.0
Secondary products and miscellaneous receipts.....		332321-SM						
Secondary products.....		332321-S	06/83	219.1	218.9	219.2	2.1	0.1
Sheet metal work mfg.	332322		12/82	217.4	217.3	217.6	-0.9	0.1
Primary products.....		332322-P	12/82	217.9	217.8	218.0	-1.5	0.1
Sheet metal electronic enclosures.....		332322-C	06/11	113.4	113.4	113.3	-0.6	-0.1
Steel sheet metal computer & peripheral equipment enclosures.....		332322-C1	06/11	106.6	—	—	—	—
Other sheet metal work.....		332322-G	12/03	133.1	133.0	132.5	-1.0	-0.4
Secondary products and miscellaneous receipts.....		332322-SM						
Secondary products.....		332322-S	12/03	161.5	161.2	161.7	13.2	0.3
Ornamental and architectural metal work mfg.	332323		12/83	296.2	296.9	300.5	0.8	1.2
Primary products.....		332323-P	12/83	311.7	312.2	316.4	0.7	1.3
Open metal flooring, grating, and studs.....		332323-6	12/97	172.5	171.9	175.5	-5.7	2.1
Ornamental and architectural metal work.....		332323-8	12/97	196.2	196.9	198.3	0.6	0.7
Iron, steel, and aluminum stairs, staircases, and fire escapes.....		332323-81	12/83	242.1	242.0	244.7	-0.8	1.1
Steel and aluminum fences, gates (not wire), and railings and window guards. . .		332323-82	12/97	196.4	198.2	198.4	2.6	0.1
Other architectural and ornamental work.....		332323-9	12/97	199.5	200.1	205.2	2.8	2.5
Other aluminum and metal architectural and ornamental work.....		332323-91	12/88	194.7	190.6	191.9	0.3	0.7
Other iron and steel architectural and ornamental work.....		332323-92	12/97	211.2	214.4	222.2	4.3	3.6
Metal stalls and corrals.....		332323-94	05/17	110.4	110.4	—	—	—
Secondary products and miscellaneous receipts.....		332323-SM						
Miscellaneous receipts.....		332323-M	12/84	175.1	—	—	—	—
Secondary products.....		332323-S	12/83	205.8	205.2	206.1	0.4	0.4
Boiler, tank & shipping container mfg.	3324		12/03	158.1	157.8	159.0	1.4	0.8
Power boiler & heat exchanger mfg.	33241		12/03	189.3	189.3	189.3	4.4	0.0
Power boiler and heat exchanger mfg.	332410		12/03	189.4	189.4	189.4	4.4	0.0
Primary products.....		332410-P	12/03	185.7	185.7	185.7	3.3	0.0
Fabricated heat exchangers and steam condensers (except for nuclear applications).....		332410-1	03/80	392.6	—	—	—	—
Steel power boilers (stationary and marine), parts and attachments (exc. for nuclear app).....		332410-5	03/80	280.7	280.7	280.7	5.1	0.0
Parts and attachments for steel power boilers (sold separately) (exc. nuclear applications).....		332410-52	06/11	116.7	116.7	116.7	1.0	0.0
Secondary products and miscellaneous receipts.....		332410-SM						
Metal tank (heavy gauge) mfg.	33242		12/03	158.3	157.6	157.6	-0.6	0.0
Metal tank, heavy gauge, mfg.	332420		12/03	158.2	157.5	157.5	-0.6	0.0
Primary products.....		332420-P	12/03	152.4	151.6	151.6	-0.5	0.0
Metal tanks, completed at factory (standard line nonpressure).....		332420-C	03/80	258.6	253.6	253.6	-4.0	0.0
Secondary products and miscellaneous receipts.....		332420-SM						
Light gauge metal container mfg.	33243		12/84	155.5	155.2	157.6	1.2	1.5
Metal can mfg.	332431		06/81	158.5	158.2	161.3	2.0	2.0

See footnotes at end of table.

Table 11. Producer price indexes for the net output of selected industries and their products, not seasonally adjusted — Continued

Industry and product ¹	Industry code	Product code	Index base	Index			Percent change to Jan. 2020 from:	
				Sept. 2019 ²	Dec. 2019 ²	Jan. 2020 ²	Jan. 2019	Dec. 2019
Metal can mfg - Continued								
Primary products.....		332431-P	06/81	156.2	155.8	158.8	1.9	1.9
Steel cans and tinware products.....		332431-1	06/81	218.5	218.5	218.5	3.2	0.0
Aluminum cans (including lids, ends, and parts shipped separately).....		332431-3	06/81	116.9	116.5	120.0	1.3	3.0
Secondary products and miscellaneous receipts.....		332431-SM						
Secondary products.....		332431-S	06/81	198.4	—	—	—	—
Other metal container mfg.....	332439		12/03	174.0	174.2	173.9	-1.6	-0.2
Primary products.....		332439-P	12/03	178.7	179.7	179.3	-1.4	-0.2
Steel shipping barrels & drums, exc. beer barrels (more than 12-gallon capacity)...		332439-3	06/83	309.3	—	309.4	-5.8	—
All other metal containers.....		332439-6	12/03	144.4	145.7	145.7	1.2	0.0
Secondary products and miscellaneous receipts.....		332439-SM						
Secondary products.....		332439-S	12/03	140.6	137.0	137.1	-2.8	0.1
Hardware mfg.....	3325		12/03	153.6	153.9	154.8	1.6	0.6
Hardware mfg.....	33251		12/03	153.6	153.9	154.8	1.6	0.6
Hardware mfg.....	332510		06/85	206.0	206.4	207.6	1.5	0.6
Primary products.....		332510-P	06/85	193.0	193.4	194.7	0.9	0.7
All other miscellaneous hardware.....		332510-A	06/85	322.6	320.9	321.4	-0.4	0.2
Furniture hardware (excluding cabinet hardware).....		332510-2	06/85	211.7	210.1	205.8	-3.6	-2.0
Builders' hardware, including fabricated metal safe and vault locks, & cabinet hardware.....		332510-4	06/85	231.9	234.0	237.9	3.3	1.7
Motor vehicle hardware (lock units, door & window handles, window regulators, hinges, etc.).....		332510-6	06/85	117.9	116.7	116.7	-1.9	0.0
Other transportation equipment hardware, incl. marine & aircraft (excl. motor vehicle hardware).....		332510-7	06/85	319.3	322.4	322.4	1.0	0.0
Secondary products and miscellaneous receipts.....		332510-SM						
Miscellaneous receipts.....		332510-M	07/85	322.6	325.7	325.6	8.7	0.0
Secondary products.....		332510-S	06/85	288.5	286.2	286.1	1.3	0.0
Spring & wire product mfg.....	3326		12/03	172.0	172.0	173.0	1.5	0.6
Spring & wire product mfg.....	33261		12/03	172.0	172.0	173.0	1.5	0.6
Spring mfg.....	332613		12/11	114.1	113.8	114.0	-0.3	0.2
Primary products.....		332613-P	12/11	115.2	115.0	115.1	-0.5	0.1
Cold formed steel springs, except wire.....		332613-3	06/81	194.0	193.6	194.0	-1.2	0.2
Hot formed steel springs, except wire.....		332613-4	06/81	220.7	220.7	222.3	1.7	0.7
Precision mechanical wire springs.....		332613-5	12/82	192.4	191.6	191.6	-0.4	0.0
Precision mechanical extension- and torsion-type wire springs.....		332613-51	06/01	162.2	161.2	161.2	0.0	0.0
Precision mechanical compression-type wire springs.....		332613-52	06/01	129.0	128.6	128.6	-0.5	0.0
Secondary products and miscellaneous receipts.....		332613-SM						
Secondary products.....		332613-S	12/11	101.7	101.7	101.5	0.2	-0.2
Other fabricated wire product mfg.....	332618		12/82	248.2	248.6	250.7	2.7	0.8
Primary products.....		332618-P	12/82	238.0	238.0	240.6	2.6	1.1
Other ferrous wire products, excluding springs, made from purchased wire.....		332618-B	12/82	253.8	254.0	254.8	1.1	0.3
Noninsulated ferrous wire rope, cable, forms and strand, made from purchased wire.....		332618-1	12/82	233.5	234.3	234.5	1.2	0.1
Other fabricated wire products, made from purchased wire.....		332618-2	06/85	115.0	115.0	119.9	8.0	4.3
Ferrous wire cloth and other ferrous woven wire products, made from purchased wire.....		332618-3	12/82	158.2	158.2	158.2	0.4	0.0
Steel fencing and fence gates, made from purchased wire.....		332618-7	12/82	329.3	324.1	322.1	2.4	-0.6
Steel nails, staples, tacks, spikes, and brads, made from purchased wire.....		332618-9	12/03	184.0	—	184.0	-1.8	—
Secondary products and miscellaneous receipts.....		332618-SM						
Miscellaneous receipts.....		332618-M	12/82	259.1	—	—	—	—
Secondary products.....		332618-S	12/82	532.7	531.2	535.2	3.6	0.8
Mach shops, turn prod, screw, nut, bolt mfg.....	3327		12/03	140.6	140.6	140.9	1.4	0.2
Machine shops.....	33271		12/03	134.7	134.3	134.3	1.1	0.0
Machine shops.....	332710		06/84	179.2	178.6	178.7	1.0	0.1
Primary products.....		332710-P	06/84	176.8	176.2	176.3	1.0	0.1
Machine shop job work and job order repairs.....		332710-0	06/84	175.6	175.0	175.1	1.0	0.1
Secondary products and miscellaneous receipts.....		332710-SM						
Turned product & screw, nut & bolt mfg.....	33272		12/84	187.3	188.3	189.2	1.8	0.5
Precision turned product mfg.....	332721		12/83	190.6	192.0	191.6	0.7	-0.2
Primary products.....		332721-P	12/83	179.6	181.0	180.5	1.6	-0.3
Precision turned products, automotive.....		332721-1	12/83	151.1	151.1	151.0	2.1	-0.1
Precision turned products, except automotive.....		332721-3	12/83	193.6	195.6	195.0	1.5	-0.3
Secondary products and miscellaneous receipts.....		332721-SM						
Bolt, nut, screw, rivet, and washer mfg.....	332722		06/82	199.2	199.5	202.8	3.7	1.7
Primary products.....		332722-P	06/82	203.9	204.3	207.9	3.5	1.8

See footnotes at end of table.

Table 11. Producer price indexes for the net output of selected industries and their products, not seasonally adjusted — Continued

Industry and product ¹	Industry code	Product code	Index base	Index			Percent change to Jan. 2020 from:	
				Sept. 2019 ²	Dec. 2019 ²	Jan. 2020 ²	Jan. 2019	Dec. 2019
Bolt, nut, screw, rivet, and washer mfg - Continued								
Nonthreaded metal fasteners (except aircraft types)		332722-B	06/82	197.4	197.5	198.3	1.6	0.4
Aircraft fasteners, except plastics (including aerospace)		332722-1	06/82	321.5	321.5	321.5	0.8	0.0
Externally threaded metal fasteners (except aircraft types)		332722-3	06/82	178.6	178.5	178.2	3.1	-0.2
Hex bolts, including heavy, tap-and-joint (excluding high-strength structural & aircraft types)		332722-3122	06/82	158.3	156.5	155.5	-0.4	-0.6
Other metal bolts, including square, round, plow, high-strength structural, & bent bolts		332722-3133	12/99	209.4	210.5	210.2	5.7	-0.1
Cap, set, machine, lag, flange, and self-locking screws (except aircraft types)		332722-3144	12/87	188.4	185.7	186.0	1.0	0.2
Other externally threaded metal fasteners, including studs (except aircraft types)		332722-3199	12/99	137.0	137.8	137.6	3.8	-0.1
Internally threaded fasteners (except aircraft types)		332722-5	06/82	129.9	129.8	151.7	17.1	16.9
Secondary products and miscellaneous receipts		332722-SM						
Miscellaneous receipts		332722-M	06/82	189.2	188.9	189.6	8.0	0.4
Coating/engrave/heat treating & other activity	3328		12/03	136.4	136.0	137.8	0.6	1.3
Coating/engrave/heat treating & other activity	33281		12/84	187.7	187.2	189.6	0.6	1.3
Metal heat treating	332811		06/85	166.1	166.7	168.4	1.7	1.0
Primary products		332811-P	06/85	160.2	160.8	161.9	1.4	0.7
Heat treating of metal for the trade (pickling, annealing, etc.)		332811-0	06/85	160.2	160.8	161.9	1.4	0.7
Secondary products and miscellaneous receipts		332811-SM						
Metal coating and nonprecious engraving	332812		12/84	165.3	164.2	168.0	-0.1	2.3
Primary products		332812-P	12/84	170.8	169.6	173.6	0.2	2.4
Metal coating, engraving, and allied services		332812-0	12/84	170.8	169.6	173.6	0.2	2.4
Secondary products and miscellaneous receipts		332812-SM						
Electroplating, anodizing and coloring metal	332813		12/84	215.3	215.1	214.7	0.8	-0.2
Primary products		332813-P	12/84	220.0	219.8	219.4	0.8	-0.2
Electroplating, plating, polishing, anodizing and coloring metal		332813-0	12/84	220.0	219.8	219.4	0.8	-0.2
Secondary products and miscellaneous receipts		332813-SM						
Secondary products		332813-S	12/84	185.1	185.1	184.4	0.9	-0.4
Other fabricated metal product mfg	3329		12/03	163.9	164.0	164.9	1.7	0.5
Metal valve mfg	33291		12/03	175.5	175.7	177.4	2.4	1.0
Industrial valve mfg	332911		06/91	255.7	256.9	257.9	2.0	0.4
Primary products		332911-P	06/91	264.8	266.0	267.0	2.0	0.4
Automatic regulating and control valves and parts (except nuclear), power operated		332911-F	12/82	315.3	—	—	—	—
Solenoid-operated valves and parts, except nuclear and fluid power transfer		332911-H	12/82	—	371.8	—	—	—
Industrial valves for water works and municipal equipment (IBBM, AWWA, and UL)		332911-N	06/91	291.1	—	—	—	—
Industrial ball valves (all metals, pressures, and types), incl. manual & power operated		332911-Q	06/91	346.6	346.6	347.3	1.2	0.2
Industrial butterfly valves (all metals, pressures, and types), incl. manual & power operated		332911-R	06/91	210.2	210.2	210.8	4.6	0.3
Industrial plug valves (all metals, pressures, and types)		332911-T	12/82	234.9	—	—	—	—
All other miscellaneous industrial valves		332911-X	06/91	224.6	226.3	226.4	0.8	0.0
Gates, globes, angles and other industrial valves		332911-1	06/91	287.0	287.0	289.7	2.9	0.9
Secondary products and miscellaneous receipts		332911-SM						
Miscellaneous receipts		332911-M	06/91	189.5	192.1	192.1	1.4	0.0
Secondary products		332911-S	06/91	210.2	211.2	212.5	1.8	0.6
Fluid power valve and hose fitting mfg	332912		06/91	218.7	218.7	220.7	1.9	0.9
Primary products		332912-P	06/91	221.0	221.0	223.1	2.0	1.0
Nonaerospace type hydraulic and pneumatic fittings and couplings for hose		332912-L	06/91	240.0	240.0	240.0	2.3	0.0
Parts for fluid power valves		332912-Q	06/91	199.2	199.2	199.9	0.2	0.4
Aerospace type hydraulic fluid power valves		332912-1	06/91	175.4	175.4	175.4	0.2	0.0
Nonaerospace type hydraulic directional control valves		332912-5	06/91	197.8	197.8	200.2	2.8	1.2
Nonaerospace type hydraulic valves, except directional control		332912-7	12/98	190.6	190.5	204.8	10.8	7.5
Nonaerospace type pneumatic valves, except directional control		332912-8	12/98	203.8	203.8	206.6	1.4	1.4
Nonaerospace type pneumatic directional control valves		332912-9	06/91	208.7	208.7	214.3	5.7	2.7
Secondary products and miscellaneous receipts		332912-SM						
Plumbing fixture fitting and trim mfg	332913		06/83	303.8	304.6	304.8	3.9	0.1
Primary products		332913-P	06/83	306.9	306.9	306.9	3.1	0.0
One-, two-, and 3-handle plumbing fixture controls, fittings, and antiscald valves		332913-5	06/83	278.1	278.1	278.1	2.5	0.0
Miscellaneous metal and nonmetal plumbing fixtures, fittings, and trim		332913-6	06/83	328.5	328.5	328.5	3.1	0.0
Metal and nonmetal lavatory and sink fittings, excluding single control		332913-7	06/98	158.6	158.6	158.6	3.5	0.0
Secondary products and miscellaneous receipts		332913-SM						
Other metal valve and pipe fitting mfg	332919		12/82	272.1	269.1	278.6	3.5	3.5
Primary products		332919-P	12/82	282.7	279.3	290.6	3.8	4.0

See footnotes at end of table.

Table 11. Producer price indexes for the net output of selected industries and their products, not seasonally adjusted — Continued

Industry and product ¹	Industry code	Product code	Index base	Index			Percent change to Jan. 2020 from:	
				Sept. 2019 ²	Dec. 2019 ²	Jan. 2020 ²	Jan. 2019	Dec. 2019
Other metal valve and pipe fitting mfg - Continued								
Metal fittings, flanges, and unions for piping systems.....		332919-4	12/82	326.6	320.9	337.1	4.5	5.0
Secondary products and miscellaneous receipts.....		332919-SM						
All other fabricated metal product mfg.....	33299		12/03	155.5	155.5	155.9	1.0	0.3
Ball and roller bearing mfg.....	332991		06/83	285.5	290.5	289.7	5.0	-0.3
Primary products.....		332991-P	06/83	279.9	284.3	282.8	4.3	-0.5
Ball bearings, complete, unmounted.....		332991-1	06/83	255.7	257.7	257.2	3.2	-0.2
Tapered roller bearings (including cups & cones), unmounted.....		332991-3	06/83	293.6	302.4	302.1	8.6	-0.1
Other roller bearings, unmounted.....		332991-5	06/83	317.7	323.7	325.1	5.5	0.4
Mounted bearings (excluding plain).....		332991-7	06/83	365.3	374.4	369.6	4.6	-1.3
Parts and components for ball and roller bearings (including balls and rollers) sold separately.....		332991-9	06/83	186.7	185.6	179.1	-4.0	-3.5
Secondary products and miscellaneous receipts.....		332991-SM						
Small arms ammunition mfg.....	332992		06/85	253.4	253.4	256.2	2.8	1.1
Primary products.....		332992-P	06/85	296.7	296.6	300.9	3.4	1.4
Small arms ammunition.....		332992-0	12/06	186.2	186.1	188.8	3.4	1.5
All other ammo products, incl. industrial shells & cartridges, air gun ammo, percussion caps.....		332992-07	06/02	176.7	176.7	178.4	4.3	1.0
Secondary products and miscellaneous receipts.....		332992-SM						
Secondary products.....		332992-S	05/95	88.6	88.6	88.9	1.3	0.3
Ammunition, except small arms, manufacturing.....	332993		12/85	225.8	229.0	229.0	0.5	0.0
Primary products.....		332993-P	12/85	207.5	210.4	210.4	0.5	0.0
Ammunition (excluding small arms), more than 30 mm (1.18 in.).....		332993-0	12/85	207.5	210.4	210.4	0.5	0.0
Fabricated pipe and pipe fitting mfg.....	332996		06/81	320.3	318.0	319.8	-0.3	0.6
Primary products.....		332996-P	06/81	286.0	283.8	285.2	-0.6	0.5
Fabricated pipe and pipe fittings made from purchased pipe.....		332996-0	12/02	189.1	187.7	188.6	-0.6	0.5
Secondary products and miscellaneous receipts.....		332996-SM						
Miscellaneous receipts.....		332996-M	08/81	1,027.2	1,020.1	1,032.5	2.8	1.2
Miscellaneous fabricated metal product mfg.....	332999		12/03	143.5	142.3	142.6	0.1	0.2
Primary products.....		332999-P	12/03	145.7	144.3	144.4	-0.1	0.1
Enameled iron and metal sanitary ware.....		332999-J	12/80	273.7	—	—	—	—
All other miscellaneous fabricated metal products.....		332999-N	06/85	186.6	184.7	184.9	-0.3	0.1
Secondary products and miscellaneous receipts.....		332999-SM						
Secondary products.....		332999-S	12/03	137.6	136.8	138.1	1.7	1.0
Small arms, ordnance, and ordnance accessories mfg.....	33299T		12/11	101.2	101.4	101.4	-0.3	0.0
Primary products.....		33299T-P	12/11	100.9	101.2	101.2	-0.3	0.0
Small arms, 30 mm or less, or 1.18 in. or less.....		33299T-4	12/04	119.7	120.1	120.1	0.8	0.0
Rifles.....		33299T-44	06/13	103.9	103.9	103.9	-1.6	0.0
Single barrel shotguns, other small firearms n.e.c., and parts & attachments for small arms.....		33299T-45	06/13	101.7	102.6	102.7	3.1	0.1
Secondary products and miscellaneous receipts.....		33299T-SM						
Machinery manufacturing.....	333		12/03	140.5	140.8	141.3	1.6	0.4
Agricultural, construction, and mining machinery mfg.....	3331		12/03	144.4	144.8	145.2	1.3	0.3
Agricultural implement manufacturing.....	33311		12/03	135.7	137.2	137.5	1.7	0.2
Farm machinery and equipment mfg.....	333111		12/82	222.4	225.1	225.6	1.9	0.2
Primary products.....		333111-P	12/82	224.8	227.5	228.1	1.8	0.3
Haying machinery and attachments.....		333111-A	12/82	244.1	247.0	244.6	2.8	-1.0
Parts for farm machinery, for sale separately.....		333111-C	12/82	190.0	189.6	189.6	-0.6	0.0
Farm plows, harrows, rollers, pulverizers, etc., and attachments.....		333111-E	12/02	193.3	193.5	194.2	0.8	0.4
All other farm machinery and equipment, excluding parts, including attachments.....		333111-G	12/82	264.6	263.3	262.7	1.5	-0.2
Commercial turf and grounds care equipment, including parts and attachments.....		333111-J	12/82	211.7	215.8	214.2	1.9	-0.7
Farm dairy equipment, sprayers and dusters, farm blowers, and attachments.....		333111-4	12/82	236.1	236.4	236.4	0.1	0.0
Planting, seeding, and fertilizing machinery and attachments.....		333111-7	12/82	221.3	223.7	224.7	1.7	0.4
Harvesting machinery (except hay and straw) and attachments.....		333111-9	12/82	233.8	244.8	249.0	6.4	1.7
Secondary products and miscellaneous receipts.....		333111-SM						
Miscellaneous receipts.....		333111-M	12/82	196.0	197.6	198.4	3.7	0.4
Secondary products.....		333111-S	12/82	195.8	198.7	195.0	1.1	-1.9
Lawn and garden equipment mfg.....	333112		12/82	140.2	141.3	141.3	0.8	0.0
Primary products.....		333112-P	12/82	142.3	143.6	143.6	0.9	0.0
Consumer nonriding lawn, garden, and snow equipment.....		333112-1	12/82	133.6	135.7	135.7	2.0	0.0
Consumer riding lawn, garden, and snow equipment.....		333112-3	12/82	151.2	151.3	152.6	0.1	0.9
Parts and attachments for consumer lawn, garden, and snow equipment.....		333112-7	06/03	121.2	121.8	120.0	-0.7	-1.5
Secondary products and miscellaneous receipts.....		333112-SM						
Secondary products.....		333112-S	12/82	127.5	127.5	127.2	-0.6	-0.2
Construction machinery manufacturing.....	33312		12/03	147.3	147.4	148.5	1.8	0.7

See footnotes at end of table.

Table 11. Producer price indexes for the net output of selected industries and their products, not seasonally adjusted — Continued

Industry and product ¹	Industry code	Product code	Index base	Index			Percent change to Jan. 2020 from:	
				Sept. 2019 ²	Dec. 2019 ²	Jan. 2020 ²	Jan. 2019	Dec. 2019
Construction machinery mfg.	333120		12/80	263.2	263.4	265.3	1.8	0.7
Primary products.		333120-P	12/80	258.2	258.4	260.3	1.9	0.7
Power cranes, loaders, dozers, tractors, off-highway trucks, mixers, pavers, backhoes, etc.		333120-1	12/03	147.3	147.3	148.7	2.1	1.0
Power cranes, draglines, & shovels (excavators) (incl. surface mining equip.) (excluding parts)		333120-11	12/99	148.4	148.4	149.6	0.7	0.8
Mixers, pavers, and related equipment (excluding parts)		333120-12	12/80	231.6	235.7	238.0	3.2	1.0
Off-highway trucks, haulers, truck-type tractor chassis, trailers, etc. (excluding parts)		333120-13	12/03	158.2	156.7	157.8	1.5	0.7
Tractor shovel loaders (skid steer, wheel, crawler, and integral design backhoes)		333120-14	12/80	273.6	273.6	277.6	1.7	1.5
Construction wheel and crawler tractors, dozers, self-propelled log skidders, etc.		333120-15	12/03	147.4	147.4	148.5	4.5	0.7
Graders, rollers & compactors, rough-terrain forklifts, scrapers, trenchers, etc. (excl. parts)		333120-16	12/03	160.7	160.8	163.4	1.7	1.6
Construction machinery for mounting (excluding parts, winches, snow clearing attachments)		333120-17	12/99	144.4	144.8	146.0	1.1	0.8
Other construction machinery and equipment (excluding parts)		333120-8	12/03	159.5	159.5	159.5	1.1	0.0
Parts for construction machinery and equipment, sold separately.		333120-9	12/99	150.8	151.3	151.9	1.9	0.4
Parts for cranes, draglines, and shovels (including surface mining equipment) (sold separately)		333120-91	06/07	132.5	136.2	137.4	4.0	0.9
Parts for off-highway wheel tractors and shovel loaders (sold separately)		333120-92	06/07	122.1	122.7	122.7	6.1	0.0
Parts for other construction machinery (sold separately)		333120-93	06/07	120.5	119.3	119.7	-0.3	0.3
Secondary products and miscellaneous receipts.		333120-SM						
Miscellaneous receipts.		333120-M	12/80	388.3	389.6	391.9	0.8	0.6
Secondary products.		333120-S	12/80	253.6	255.2	254.2	1.2	-0.4
Mining and oil and gas field machinery mfg.	33313		12/03	160.9	160.2	160.0	0.4	-0.1
Mining machinery and equipment mfg.	333131		06/81	292.4	295.4	297.4	2.5	0.7
Primary products.		333131-P	06/81	313.1	316.7	318.5	3.6	0.6
Mining machinery and equipment (except parts sold separately)		333131-2	09/19	100.0	101.3	101.4	-	0.1
Underground mining machinery (except parts sold separately)		333131-21	06/81	373.3	373.3	373.3	3.0	0.0
Mineral processing & beneficiation machinery (except parts sold separately)		333131-23	06/81	317.0	326.9	326.9	3.1	0.0
Crushing, pulverizing & screening machinery (except parts sold separately)		333131-25	06/81	315.1	333.6	333.6	6.0	0.0
Drills and other mining machinery (except parts sold separately)		333131-27	06/81	317.0	328.2	331.4	5.0	1.0
Parts and attachments for mining machinery and equipment (sold separately)		333131-9	06/81	257.2	258.9	264.3	3.6	2.1
Secondary products and miscellaneous receipts.		333131-SM						
Miscellaneous receipts.		333131-M	06/81	-	186.9	188.0	-8.3	0.6
Oil and gas field machinery and equipment mfg.	333132		12/80	272.3	270.0	268.8	-0.2	-0.4
Primary products.		333132-P	12/80	268.8	266.3	265.0	-0.3	-0.5
Oil and gas field production machinery and equipment (except pumps)		333132-A	12/80	221.0	217.8	217.8	0.0	0.0
Oil and gas field production machinery and equipment (except pumps and parts sold separately)		333132-A1	12/10	113.6	-	-	-	-
Rotary oil and gas field drilling machinery and equipment.		333132-1	12/86	286.2	283.8	281.1	-0.5	-1.0
Other oil and gas field drilling machinery and equipment.		333132-8	12/86	240.1	240.1	241.3	0.8	0.5
Other oil and gas field drilling machinery and equipment (except parts sold separately)		333132-81	12/10	96.0	96.0	96.7	0.7	0.7
Parts and attachments for other oil and gas field drilling machinery and equipment.		333132-82	12/10	103.6	103.6	103.9	1.0	0.3
Oil and gas field derricks and well surveying machinery.		333132-9	12/86	114.6	113.3	113.3	-0.3	0.0
Secondary products and miscellaneous receipts.		333132-SM						
Miscellaneous receipts.		333132-M	12/80	335.3	335.3	335.6	1.3	0.1
Industrial machinery manufacturing.	3332		12/84	182.9	184.0	184.9	2.9	0.5
Other industrial machinery manufacturing.	33324		12/84	180.4	181.5	182.3	2.9	0.4
Food product machinery mfg.	333241		12/83	279.1	280.4	283.3	2.9	1.0
Primary products.		333241-P	12/83	286.5	288.1	291.5	2.7	1.2
Dairy and milk products plant machinery and equipment.		333241-1	12/83	260.7	262.1	265.8	2.0	1.4
Commercial food products machinery (except packaging and cooking equipment)		333241-3	12/83	252.0	254.2	255.5	2.2	0.5
Industrial food products machinery for processing foods, beverages, & animal & fowl feed.		333241-5	12/83	305.1	305.8	311.5	3.7	1.9
Other industrial food and feed machinery.		333241-51	12/12	120.3	120.5	123.0	4.1	2.1
Machinery for sorting, grading, and cleaning fruits, vegetables, eggs, and for processing meat.		333241-52	12/12	124.5	125.0	126.9	4.0	1.5
Parts and attachments for industrial food and feed products machinery.		333241-53	12/12	120.6	120.7	122.6	2.5	1.6
Secondary products and miscellaneous receipts.		333241-SM						
Miscellaneous receipts.		333241-M	12/83	205.4	205.4	205.8	2.8	0.2
Secondary products.		333241-S	12/83	280.6	281.8	282.1	6.7	0.1
Semiconductor machinery mfg.	333242		12/03	88.8	88.8	88.9	2.3	0.1
Primary products.		333242-P	12/03	87.1	87.1	87.1	2.4	0.0

See footnotes at end of table.

Table 11. Producer price indexes for the net output of selected industries and their products, not seasonally adjusted — Continued

Industry and product ¹	Industry code	Product code	Index base	Index			Percent change to Jan. 2020 from:	
				Sept. 2019 ²	Dec. 2019 ²	Jan. 2020 ²	Jan. 2019	Dec. 2019
Semiconductor machinery mfg - Continued								
Semiconductor machinery and parts.....		333242-0	06/87	112.0	112.0	112.0	2.3	0.0
Secondary products and miscellaneous receipts.....		333242-SM						
Miscellaneous receipts.....		333242-M	12/03	106.1	106.2	107.1	1.5	0.8
Sawmill, woodworking and paper machinery mfg.....	333243		12/11	119.2	119.2	119.4	0.7	0.2
Primary products.....		333243-P	12/11	118.7	118.7	118.9	0.7	0.2
Sawmill and woodworking machinery.....		333243-A	12/80	268.2	268.2	268.5	0.2	0.1
Sawmill and woodworking machinery, excluding parts & attachments.....		333243-A3	06/12	132.2	132.2	132.2	0.2	0.0
Paper industry machinery.....		333243-B	06/82	235.1	235.1	235.5	0.8	0.2
Paper industry machinery excluding parts & attachments.....		333243-B1	12/03	127.6	127.6	127.6	0.1	0.0
Parts & attachments for paper industry machinery.....		333243-B2	06/82	227.1	227.1	227.9	1.7	0.4
Secondary and miscellaneous receipts.....		333243-SM						
Miscellaneous receipts.....		333243-M	12/11	121.7	121.7	121.7	-	0.0
Secondary products.....		333243-S	12/11	116.6	116.6	117.4	1.0	0.7
Printing machinery and equipment mfg.....	333244		12/82	170.2	172.8	172.3	0.9	-0.3
Primary products.....		333244-P	12/82	164.7	165.9	165.3	0.0	-0.4
All other miscellaneous printing trades machinery, including parts.....		333244-A	12/88	124.7	126.2	125.4	-0.2	-0.6
Other printing machinery and equipment, including pre-press preparation and typesetting.....		333244-A7	06/01	88.3	91.2	89.4	-1.5	-2.0
Parts, attachments, and accessories for printing trades machinery.....		333244-A8	06/01	122.9	123.3	123.2	0.5	-0.1
Binding machinery and equipment (inc. paper cutting, collating, and gathering machines).....		333244-7	12/88	166.7	166.7	166.7	0.6	0.0
Secondary products and miscellaneous receipts.....		333244-SM						
Miscellaneous receipts.....		333244-M	12/82	212.4	225.9	226.3	6.5	0.2
Secondary products.....		333244-S	12/82	171.7	173.0	173.3	3.3	0.2
Other industrial machinery mfg.....	333249		12/11	110.6	111.9	112.6	4.2	0.6
Primary products.....		333249-P	12/11	110.2	111.6	112.5	4.7	0.8
Plastics-working machinery and equipment and parts, excluding patterns and molds.....		333249-1	12/81	225.0	226.7	227.4	4.0	0.3
Parts for plastics-working machinery.....		333249-14	12/08	107.1	107.9	107.7	1.8	-0.2
Plastics-working machinery and equipment, excluding patterns, molds, and parts sold separately.....		333249-19	12/08	114.2	115.1	115.6	4.5	0.4
Textile machinery (except parts, attachments, and accessories).....		333249-5	12/80	195.6	195.6	195.6	0.2	0.0
Parts and attachments for textile machinery.....		333249-7	12/80	224.6	224.6	224.6	0.0	0.0
All other industrial machinery.....		333249-8	12/03	133.2	135.5	136.7	5.4	0.9
Secondary products and miscellaneous receipts.....		333249-SM						
Miscellaneous receipts.....		333249-M	12/11	111.9	111.9	112.1	0.4	0.2
Commercial and service industry machinery.....	3333		12/03	126.0	126.1	126.9	1.2	0.6
Commercial and service industry machinery.....	33331		12/03	126.0	126.1	126.9	1.2	0.6
Optical instrument and lens mfg.....	333314		06/91	117.0	117.0	117.3	0.3	0.3
Primary products.....		333314-P	06/91	116.8	116.8	117.7	0.8	0.8
Sighting, tracking, and fire-control equipment, optical type.....		333314-1	12/85	126.1	126.1	127.9	1.4	1.4
All other miscellaneous optical instruments and lenses (including binoculars and astronomical).....		333314-3	12/98	112.0	112.0	112.0	0.2	0.0
Secondary products and miscellaneous receipts.....		333314-SM						
Photographic and photocopying equipment mfg.....	333316		12/03	105.0	105.5	105.5	2.2	0.0
Primary products.....		333316-P	12/03	112.0	112.5	112.5	2.0	0.0
Motion picture & other photographic equipment, n.e.c.....		333316-4	06/07	116.6	117.1	117.1	5.5	0.0
Secondary products and miscellaneous receipts.....		333316-SM						
Other commercial and service industry machinery mfg.....	333318		12/11	112.6	112.7	113.6	1.3	0.8
Primary products.....		333318-P	12/11	112.3	112.5	113.4	1.3	0.8
Commercial cooking and food warming equipment.....		333318-A	06/82	306.2	306.9	307.5	-0.9	0.2
Commercial non electric cooking and food warming equipment, excluding parts and accessories.....		333318-A1	06/07	136.6	137.3	137.3	-2.1	0.0
Commercial electric cooking and food warming equipment, excluding parts and accessories.....		333318-A2	06/07	128.4	128.3	128.8	0.6	0.4
Parts and accessories for commercial cooking and food warming equipment.....		333318-A3	06/07	129.1	129.1	129.7	0.7	0.5
Commercial and industrial vacuum cleaners, including parts and attachments.....		333318-C	06/82	247.2	247.2	273.8	13.9	10.8
Automotive maintenance equipment, excluding handtools.....		333318-F	09/16	100.1	100.1	100.1	0.0	0.0
Electronic teaching machines, teaching aids, etc., including kits.....		333318-H	09/16	102.0	102.0	102.0	0.1	0.0
Miscellaneous machinery products.....		333318-J	09/16	106.8	107.2	108.0	2.7	0.7
Other service industry equipment.....		333318-J4	09/16	106.1	106.5	107.3	2.4	0.8
Commercial and industrial floor and carpet cleaning machines, excluding vacuum cleaners.....		333318-J5	09/16	112.0	112.0	113.7	5.3	1.5
All other parts and attachments for service industry equipment.....		333318-J6	06/07	111.8	112.1	112.1	3.3	0.0
Automatic merchandising and currency counting machines.....		333318-1	06/82	149.1	149.1	150.7	0.2	1.1

See footnotes at end of table.

Table 11. Producer price indexes for the net output of selected industries and their products, not seasonally adjusted — Continued

Industry and product ¹	Industry code	Product code	Index base	Index			Percent change to Jan. 2020 from:	
				Sept. 2019 ²	Dec. 2019 ²	Jan. 2020 ²	Jan. 2019	Dec. 2019
Other commercial and service industry machinery mfg - Continued								
Office machinery, including mailing, letter handling, and addressing machines and parts.....		333318-3	06/85	120.6	—	120.6	0.0	—
Commercial laundry and drycleaning machinery.....		333318-5	12/82	269.1	269.1	270.1	0.5	0.4
Secondary products and miscellaneous receipts.....		333318-SM						
Miscellaneous receipts.....		333318-M	12/11	108.3	107.9	108.6	0.9	0.6
Secondary products.....		333318-S	12/11	118.5	118.5	118.5	2.8	0.0
HVAC and commercial refrigeration equipment.....	3334		12/03	155.0	155.6	155.9	2.0	0.2
HVAC and commercial refrigeration equipment.....	33341		12/03	155.0	155.6	155.9	2.0	0.2
Fan, blower, air purification equipment mfg.....	333413		12/11	119.4	119.3	120.7	2.2	1.2
Primary products.....		333413-P	12/11	118.7	118.7	120.2	2.4	1.3
Air purification equipment.....		333413-1	12/03	139.8	139.6	141.6	3.1	1.4
Dust collection and other air purification equipment for industrial gas cleaning systems.....		333413-11	12/83	205.6	205.6	206.8	0.6	0.6
Dust collection and other air purification equipment for cleaning incoming air.....		333413-13	12/83	198.9	198.4	203.1	6.0	2.4
Air filters for air-conditioners and furnaces, etc. of 2400 CFM or less, except parts.....		333413-131	06/09	126.7	126.1	129.6	7.7	2.8
Other dust collection and air purification equipment, except parts.....		333413-132	06/09	117.0	117.0	121.9	4.3	4.2
Parts for dust collection and air purification equipment.....		333413-133	06/09	118.2	118.2	118.0	3.1	-0.2
Industrial and commercial fans and blowers.....		333413-2	12/03	169.1	169.2	170.7	0.8	0.9
Centrifugal blower filter units, and classes I-IV centrifugal fans, except parts.....		333413-22	06/09	142.0	142.0	142.8	1.1	0.6
Other centrifugal fans and blowers, except parts.....		333413-23	06/09	134.3	135.3	137.5	1.9	1.6
Axial fans and industrial propeller fans, except parts.....		333413-27	06/09	118.9	119.3	118.5	-0.7	-0.7
Power roof ventilators, except parts.....		333413-28	06/09	120.6	119.0	119.5	-0.9	0.4
Parts and accessories for fans and blowers.....		333413-29	06/09	123.5	123.2	123.0	1.2	-0.2
Secondary products and miscellaneous receipts.....		333413-SM						
Secondary products.....		333413-S	12/11	113.0	113.5	113.5	1.3	0.0
Heating equipment (except warm air furnaces) mfg.....	333414		06/80	318.3	321.9	321.3	2.1	-0.2
Primary products.....		333414-P	06/80	308.8	312.9	311.9	2.2	-0.3
Other heating equipment, except electric (incl. parts for nonelectric equipment & oil burners).....		333414-D	06/99	158.7	162.6	161.6	2.1	-0.6
Cast iron heating boilers, radiators, and convectors (except parts).....		333414-1	06/99	191.6	191.6	191.6	1.9	0.0
Domestic heating stoves (except electric and parts).....		333414-3	06/80	245.3	245.6	245.6	2.4	0.0
Floor and wall furnaces, unit heaters, infrared heaters, and mechanical stokers.....		333414-7	06/99	159.9	160.7	160.7	2.2	0.0
Secondary products and miscellaneous receipts.....		333414-SM						
Miscellaneous receipts.....		333414-M	06/99	130.3	130.3	131.5	2.6	0.9
Secondary products.....		333414-S	06/80	328.0	329.0	329.0	-0.1	0.0
Air-conditioning, refrigeration, and forced air heating equipment mfg.....	333415		12/82	203.8	204.5	204.5	2.0	0.0
Primary products.....		333415-P	12/82	204.3	205.0	205.1	2.0	0.0
Warm air furnaces, including duct furnaces and humidifiers, and electric comfort heating.....		333415-C	12/89	160.7	166.4	164.2	3.3	-1.3
Parts and accessories for air conditioning and heat transfer equipment.....		333415-D	12/89	185.8	185.8	186.3	0.6	0.3
Unitary air-conditioners, except air source heat pumps.....		333415-E	12/82	190.8	191.9	189.2	2.5	-1.4
Heat pumps.....		333415-H	12/09	116.8	115.7	117.1	-1.4	1.2
Heat transfer equipment (except elec dehumidifiers), mechanically refrigerated, self-contained.....		333415-2	12/03	170.1	169.2	170.6	2.3	0.8
Commercial refrigerators and related equipment.....		333415-3	12/82	242.8	242.8	244.9	—	0.9
Refrigeration condensing units, all refrigerants, except ammonia (complete).....		333415-5	12/82	243.2	243.8	246.4	—	1.1
All other miscellaneous refrigeration and air-conditioning equipment.....		333415-9	12/89	176.9	184.2	184.2	—	0.0
Secondary products and miscellaneous receipts.....		333415-SM						
Miscellaneous receipts.....		333415-M	12/82	214.7	214.7	—	—	—
Metalworking machinery manufacturing.....	3335		12/03	123.3	123.3	123.0	0.3	-0.2
Metalworking machinery manufacturing.....	33351		12/03	123.3	123.3	123.0	0.3	-0.2
Industrial mold mfg.....	333511		12/03	105.4	105.1	104.1	-0.7	-1.0
Primary products.....		333511-P	12/03	105.1	104.7	103.5	-0.9	-1.1
Industrial molds and mold boxes.....		333511-0	06/81	129.3	128.8	127.4	-0.8	-1.1
Industrial injection-type molds made of metal for plastics.....		333511-05	12/09	112.3	112.4	109.0	0.9	-3.0
Other industrial molds and mold boxes.....		333511-06	12/09	96.1	95.5	95.5	-1.8	0.0
Secondary products and miscellaneous receipts.....		333511-SM						
Secondary products.....		333511-S	12/03	112.7	—	112.6	—	—
Special tool, die, jig, and fixture mfg.....	333514		12/03	116.1	116.0	114.6	-1.3	-1.2
Primary products.....		333514-P	06/81	192.1	191.9	189.6	-1.3	-1.2
Special dies, tools, jigs, and fixtures.....		333514-0	06/81	192.1	191.9	189.6	-1.3	-1.2
Jigs and fixtures, including parts.....		333514-0A	06/81	285.5	285.5	279.5	-2.1	-2.1
Metalworking die and die sets.....		333514-0B	12/02	112.8	112.6	111.5	-1.2	-1.0
Standard punches, industrial prototypes, die parts & other special tooling for dies.....		333514-0C	06/94	134.6	134.6	133.9	-0.2	-0.5

See footnotes at end of table.

Table 11. Producer price indexes for the net output of selected industries and their products, not seasonally adjusted — Continued

Industry and product ¹	Industry code	Product code	Index base	Index			Percent change to Jan. 2020 from:	
				Sept. 2019 ²	Dec. 2019 ²	Jan. 2020 ²	Jan. 2019	Dec. 2019
Special tool, die, jig, and fixture mfg - Continued								
Secondary products and miscellaneous receipts.....		333514-SM						
Cutting tool and machine tool accessory mfg.....	333515		06/83	194.3	194.4	195.2	1.2	0.4
Primary products.....		333515-P	06/83	189.5	189.6	190.4	1.2	0.4
Cutting tools for machine tools and metalworking machinery.....		333515-4	06/83	181.8	182.1	182.4	0.9	0.2
Other cutting tools for machine tools, excluding tips and blanks.....		333515-41	12/00	133.0	133.9	133.5	0.5	-0.3
End mills and milling cutters.....		333515-44	06/83	206.5	206.6	206.7	1.7	0.0
Threading tools, including blanks, tips and inserts.....		333515-45	06/07	113.7	109.8	110.6	-2.6	0.7
Carbon and high-speed steel shank, solid, tipped carbide twist drills for machine tools.....		333515-48	12/11	113.9	113.9	114.4	0.6	0.4
Taps, carbide indexable, and throwaway inserts for machine tools.....		333515-49	12/11	117.6	117.6	120.2	4.7	2.2
Other attachments and accessories for machine tools and metalworking machinery.....		333515-5	06/83	207.1	205.9	210.3	3.7	2.1
Secondary products and miscellaneous receipts.....		333515-SM						
Miscellaneous receipts.....		333515-M	01/87	230.4	—	230.5	1.1	—
Secondary products.....		333515-S	06/83	191.0	191.0	192.9	1.0	1.0
Machine tool mfg.....	333517		12/11	113.3	113.8	114.4	1.4	0.5
Primary products.....		333517-P	12/11	112.5	112.9	113.7	1.9	0.7
Metal cutting machine tools.....		333517-2	06/83	195.5	196.5	196.9	1.4	0.2
Metal grinding, polishing, buffing, honing, & lapping machines.....		333517-22	06/83	301.0	303.3	304.4	1.3	0.4
Parts for metal cutting machine tools (sold separately) & rebuilt machine tools.....		333517-26	06/83	163.5	163.8	163.9	0.6	0.1
Metal machining centers (multifunction numerically controlled machines).....		333517-27	06/83	178.7	178.7	178.7	0.7	0.0
Other metal cutting machine tools.....		333517-2B	12/09	114.4	115.4	115.7	2.0	0.3
Metal forming machine tools.....		333517-3	06/81	258.7	258.7	263.6	3.1	1.9
Metal punching and shearing (power & manual), and bending and forming machines (power only).....		333517-31	06/81	214.5	214.5	214.5	0.2	0.0
Metalworking presses (except forging and die stamping presses).....		333517-33	06/81	276.6	276.6	276.6	3.6	0.0
Other metal forming machine tools, including forging and die-stamping machines (except presses).....		333517-35	06/81	300.0	300.0	316.2	5.4	5.4
Parts for metal forming machine tools (sold separately) and rebuilt metal forming machine tools.....		333517-37	06/81	257.3	257.3	263.2	5.0	2.3
Secondary products and miscellaneous receipts.....		333517-SM						
Miscellaneous receipts.....		333517-M	12/11	119.1	119.5	119.6	-0.5	0.1
Secondary products.....		333517-S	12/11	111.0	111.8	111.9	—	0.1
Rolling mill and other metalworking machinery mfg.....	333519		12/11	109.4	109.5	109.7	1.6	0.2
Primary products.....		333519-P	12/11	109.7	109.8	110.0	1.6	0.2
Assembly machines and other metalworking machinery.....		333519-8	06/83	218.6	218.8	219.2	0.7	0.2
Assembly machines.....		333519-81	06/83	187.9	187.3	187.3	0.0	0.0
Other metalworking machinery, excluding handheld & ultrasonic.....		333519-83	06/83	274.8	278.5	280.5	3.0	0.7
Secondary products and miscellaneous receipts.....		333519-SM						
Miscellaneous receipts.....		333519-M	12/11	120.4	120.6	122.0	3.3	1.2
Turbine and power transmission equipment mfg.....	3336		12/84	189.7	189.7	190.3	1.4	0.3
Turbine and power transmission equipment mfg.....	33361		12/84	189.7	189.7	190.3	1.4	0.3
Turbine and turbine generator set units mfg.....	333611		06/82	223.7	223.4	224.1	2.4	0.3
Primary products.....		333611-P	06/82	223.4	223.1	223.8	2.3	0.3
Turbines and turbine generator sets.....		333611-0	06/11	103.8	103.7	104.0	2.3	0.3
Steam, gas, and other turbines and turbine generators.....		333611-05	12/03	145.9	145.4	143.5	0.0	-1.3
Parts & accessories for turbines, turbine generators, and turbine generator sets.....		333611-07	12/03	118.6	—	—	—	—
Speed changer, drive, and gear mfg.....	333612		12/83	296.5	296.5	296.5	1.5	0.0
Primary products.....		333612-P	12/83	276.7	276.7	276.7	0.8	0.0
Gears, pinions, racks, and worms, sold separately.....		333612-3	12/83	200.5	200.5	200.5	0.0	0.0
Speed changers, industrial high speed drives, and parts other than loose gearing.....		333612-7	12/03	172.1	172.1	172.1	1.2	0.0
Secondary products and miscellaneous receipts.....		333612-SM						
Miscellaneous receipts.....		333612-M	07/84	358.3	358.3	358.3	7.5	0.0
Secondary products.....		333612-S	12/83	448.5	448.4	448.5	5.7	0.0
Mechanical power transmission equipment mfg.....	333613		12/84	269.3	271.3	271.3	2.8	0.0
Primary products.....		333613-P	12/84	261.1	262.4	262.4	2.2	0.0
Plain bearings and bushings.....		333613-1	12/84	168.5	—	168.5	1.0	—
Mechanical power transmission equipment, except speed changers, drives, & gears.....		333613-3	12/84	285.5	287.4	287.4	2.6	0.0
Secondary products and miscellaneous receipts.....		333613-SM						
Miscellaneous receipts.....		333613-M	02/85	380.6	396.1	396.1	4.3	0.0
Secondary products.....		333613-S	12/84	265.5	265.3	265.5	13.8	0.1
Other engine equipment mfg.....	333618		12/82	166.2	166.3	166.9	0.5	0.4
Primary products.....		333618-P	12/82	166.5	166.6	167.5	0.7	0.5

See footnotes at end of table.

Table 11. Producer price indexes for the net output of selected industries and their products, not seasonally adjusted — Continued

Industry and product ¹	Industry code	Product code	Index base	Index			Percent change to Jan. 2020 from:	
				Sept. 2019 ²	Dec. 2019 ²	Jan. 2020 ²	Jan. 2019	Dec. 2019
Other engine equipment mfg - Continued								
Parts & accessories for internal combustion engines, ex. aircraft & gasoline automotive engines.....		333618-F	12/82	203.1	203.5	207.1	2.5	1.8
Diesel, semidiesel, and dual-fuel engines (except automotive).....		333618-3	12/82	177.2	177.2	180.6	1.9	1.9
Diesel, semidiesel, and dual-fuel engines for automobiles, trucks, and buses.....		333618-5	12/82	151.9	152.0	150.7	-0.6	-0.9
Secondary products and miscellaneous receipts.....		333618-SM						
Secondary products.....		333618-S	12/82	154.7	155.0	154.4	1.6	-0.4
Other general purpose machinery manufacturing.....	3339		12/03	155.2	155.5	156.5	1.7	0.6
Pump and compressor manufacturing.....	33391		12/03	159.3	159.7	161.1	1.8	0.9
Air and gas compressor mfg.....	333912		06/84	243.8	245.3	247.8	4.0	1.0
Primary products.....		333912-P	06/84	247.1	248.7	251.7	4.1	1.2
Air and gas compressors and vacuum pumps.....		333912-1	06/84	256.3	258.6	261.0	4.5	0.9
Air & gas compressors, ex. compressors for ice making, refrigeration, or a/c equipment.....		333912-16	06/05	165.3	167.1	168.8	5.2	1.0
Parts & attachments for air & gas compressors, ex. refrigeration, ice making, & a/c.....		333912-6	06/84	257.0	257.0	262.5	3.5	2.1
Industrial spraying equipment.....		333912-7	06/84	187.0	187.0	190.5	1.9	1.9
Secondary products and miscellaneous receipts.....		333912-SM						
Miscellaneous receipts.....		333912-M	11/86	196.3	196.3	196.3	5.7	0.0
Measuring, dispensing, and other pumping equipment mfg.....	333914		12/83	273.6	273.8	276.0	0.4	0.8
Primary products.....		333914-P	12/83	275.4	275.6	277.7	0.8	0.8
Pumps and pumping equipment, excluding measuring and dispensing pumps.....		333914-1	12/09	119.5	119.6	120.4	0.6	0.7
Pumps and pumping equipment, complete, excluding measuring and dispensing pumps.....		333914-11	12/09	119.9	120.2	120.8	0.7	0.5
Domestic water systems.....		333914-111	12/83	248.5	248.5	252.1	4.2	1.4
Industrial pumps, excluding hydraulic fluid power pumps, automatic circulating pumps, etc.....		333914-114	12/83	273.2	274.0	275.1	2.2	0.4
Other pumps, except automotive circulating pumps, and measuring and dispensing pumps.....		333914-115	12/01	181.3	182.1	183.7	1.9	0.9
Parts and attachments for pumps and pumping equipment, excluding measuring and dispensing.....		333914-15	12/83	344.6	342.4	346.9	0.3	1.3
Measuring and dispensing pumps and parts and attachments.....		333914-3	12/03	159.0	-	162.2	-	-
Secondary products and miscellaneous receipts.....		333914-SM						
Miscellaneous receipts.....		333914-M	12/17	97.3	97.3	97.5	-6.2	0.2
Secondary products.....		333914-S	12/17	104.3	104.3	106.5	0.9	2.1
Material handling equipment manufacturing.....	33392		12/03	159.9	160.1	161.4	1.9	0.8
Elevator and moving stairway mfg.....	333921		06/81	182.3	182.3	185.7	4.6	1.9
Primary products.....		333921-P	06/81	178.5	178.5	181.3	4.6	1.6
Elevators and moving stairways.....		333921-1	06/81	171.8	171.8	175.3	4.3	2.0
Parts and attachments for elevators and moving stairways (sold separately).....		333921-3	06/81	222.8	222.8	222.8	5.6	0.0
Secondary products and miscellaneous receipts.....		333921-SM						
Conveyor and conveying equipment mfg.....	333922		06/84	220.3	220.8	221.4	1.7	0.3
Primary products.....		333922-P	06/84	215.2	215.7	216.3	1.5	0.3
Unit handling conveyors and conveying systems.....		333922-1	06/84	194.5	195.5	195.4	1.0	-0.1
Unit handling gravity and trolley conveyors and conveying systems.....		333922-12	06/09	117.4	117.4	117.4	-0.2	0.0
Unit handling tow, belt, roller, pneumatic, portable, carousel, and other nonbelt conveyors.....		333922-14	06/09	119.5	120.3	120.2	1.3	-0.1
Parts and accessories for unit handling conveyors and conveying systems, sold separately.....		333922-7	06/84	238.8	240.4	239.8	-1.0	-0.2
Bulk material handling conveyors and conveying systems.....		333922-8	06/84	206.8	207.0	208.0	2.7	0.5
Parts and accessories for bulk material handling conveyors and conveying systems.....		333922-9	06/84	344.8	343.3	346.9	2.1	1.0
Secondary products and miscellaneous receipts.....		333922-SM						
Miscellaneous receipts.....		333922-M	06/84	244.6	242.3	242.3	2.6	0.0
Secondary products.....		333922-S	06/84	278.7	286.2	288.6	-	0.8
Overhead cranes, hoists and monorail systems mfg.....	333923		12/03	167.8	168.4	170.6	2.5	1.3
Primary products.....		333923-P	12/03	168.3	169.0	171.4	2.6	1.4
Hoists.....		333923-1	12/84	247.1	251.1	253.9	3.3	1.1
Overhead traveling cranes and monorail systems.....		333923-3	12/84	238.7	243.4	243.4	2.3	0.0
Winches, aerial work platforms, and automotive wrecker hoists.....		333923-7	12/03	172.2	172.2	175.1	2.6	1.7
Secondary products and miscellaneous receipts.....		333923-SM						
Miscellaneous receipts.....		333923-M	12/03	159.3	159.3	160.6	2.0	0.8
Industrial truck, trailer, and stacker mfg.....	333924		12/79	257.3	256.9	258.7	1.0	0.7
Primary products.....		333924-P	12/79	261.0	260.6	262.2	1.0	0.6
Industrial trucks, tractors, mobile straddle carriers & cranes, & automatic stacking machines.....		333924-2	12/79	235.2	235.5	237.3	1.1	0.8
Work trucks with lifting & handling equipment, operator riding, electric, self-propelled.....		333924-21	06/02	170.9	171.0	173.4	1.9	1.4

See footnotes at end of table.

Table 11. Producer price indexes for the net output of selected industries and their products, not seasonally adjusted — Continued

Industry and product ¹	Industry code	Product code	Index base	Index			Percent change to Jan. 2020 from:	
				Sept. 2019 ²	Dec. 2019 ²	Jan. 2020 ²	Jan. 2019	Dec. 2019
Industrial truck, trailer, and stacker mfg - Continued								
Work trucks, not fitted with lifting and handling equipment.		333924-25	06/02	160.2	160.6	162.2	2.7	1.0
Bulk powered material moving equipment, dock boards and metal pallets and skids.		333924-26	06/02	162.2	162.3	162.3	2.3	0.0
Other work trucks with lifting & handling equipment, non-riding electric or any non-electric.		333924-27	06/02	159.2	159.5	159.5	-0.9	0.0
Parts and attachments for industrial trucks and tractors (sold separately).		333924-3	12/86	281.0	275.5	275.3	0.0	-0.1
Secondary products and miscellaneous receipts.		333924-SM						
Secondary products.		333924-S	12/79	398.6	—	398.4	0.1	—
All other general purpose machinery mfg.	33399		12/03	148.8	149.2	149.7	1.6	0.3
Power-driven handtool mfg.	333991		12/80	206.8	206.8	209.5	1.6	1.3
Primary products.		333991-P	12/80	198.1	198.1	201.0	1.6	1.5
Power-driven handtools, pneumatic, hydraulic, and powder-actuated.		333991-6	12/80	283.1	283.1	286.1	1.2	1.1
Power-driven handtools, electric (except battery powered), including parts.		333991-9	12/04	112.2	112.2	115.6	3.2	3.0
Secondary products and miscellaneous receipts.		333991-SM						
Welding and soldering equipment mfg.	333992		12/84	287.1	286.8	286.5	0.6	-0.1
Primary products.		333992-P	12/84	298.9	298.5	298.7	0.8	0.1
Other welding equipment, components, and accessories (excluding arc, resistance, and gas).		333992-A	06/90	154.0	154.0	154.0	0.1	0.0
Arc welding machines, components, and accessories, excluding electrodes and stud welding equip.		333992-1	12/84	284.1	284.0	284.2	1.1	0.1
Resistance welders, components, accessories, and electrodes.		333992-7	12/84	227.1	227.5	229.6	1.6	0.9
Gas welding and cutting equipment, parts, attachments, and accessories.		333992-9	06/83	226.5	226.8	224.8	-0.4	-0.9
Secondary products and miscellaneous receipts.		333992-SM						
Miscellaneous receipts.		333992-M	12/84	223.2	223.8	217.0	-1.6	-3.0
Packaging machinery mfg.	333993		12/88	219.3	219.4	221.3	1.4	0.9
Primary products.		333993-P	12/88	222.5	222.9	224.8	1.4	0.9
Packing, packaging, and bottling machinery, excluding parts.		333993-1	12/88	211.3	211.8	214.1	1.5	1.1
Parts for packing, packaging, and bottling machinery.		333993-5	12/88	271.9	272.3	273.5	1.3	0.4
Secondary products and miscellaneous receipts.		333993-SM						
Miscellaneous receipts.		333993-M	12/88	180.7	180.7	181.8	0.6	0.6
Industrial process furnace and oven mfg.	333994		06/81	235.9	236.4	238.4	2.8	0.8
Primary products.		333994-P	06/81	231.2	231.7	233.8	2.9	0.9
Industrial process furnaces and ovens, & industrial electrical heating equipment. ...		333994-0	12/04	135.4	135.7	136.9	2.9	0.9
Industrial process furnaces & ovens, and industrial electrical heating equipment, except parts.		333994-0A	06/11	115.1	115.5	116.4	2.8	0.8
Parts and attachments for industrial process furnaces and ovens.		333994-0B	06/11	108.5	—	109.6	3.0	—
Secondary products and miscellaneous receipts.		333994-SM						
Miscellaneous receipts.		333994-M	12/86	167.8	168.1	169.1	1.1	0.6
Fluid power cylinder and actuator mfg.	333995		06/90	209.7	211.7	212.2	1.1	0.2
Primary products.		333995-P	06/90	206.8	209.3	209.7	2.5	0.2
Nonaerospace-type hydraulic & all aerospace fluid power cylinders & actuators, linear & rotary.		333995-2	06/90	199.3	200.0	200.8	2.0	0.4
Nonaerospace-type pneumatic fluid power cylinders & actuators, linear & rotary. ...		333995-3	06/90	194.9	194.9	194.9	0.0	0.0
Parts for hydraulic & pneumatic fluid power cylinders & actuators, incl accumulators & cushions.		333995-8	06/90	209.4	224.3	223.0	7.4	-0.6
Secondary products and miscellaneous receipts.		333995-SM						
Fluid power pump and motor mfg.	333996		06/90	192.8	194.2	194.2	1.1	0.0
Primary products.		333996-P	06/90	198.4	199.8	199.9	1.2	0.1
Nonaerospace-type reciprocating fluid power pumps.		333996-1	12/97	158.3	159.5	159.8	1.2	0.2
Nonaerospace-type rotary and other fluid power pumps.		333996-2	12/14	97.0	98.9	97.9	2.2	-1.0
Nonaerospace-type fluid power motors.		333996-5	12/97	195.7	195.7	198.8	1.6	1.6
Parts for fluid power pumps, motors, and hydrostatic transmissions.		333996-9	12/97	152.9	153.3	151.4	-1.6	-1.2
Secondary products and miscellaneous receipts.		333996-SM						
Miscellaneous receipts.		333996-M	06/99	151.2	153.3	153.9	1.7	0.4
Scale and balance mfg.	333997		12/80	183.7	185.1	186.0	2.1	0.5
Primary products.		333997-P	12/80	191.8	193.5	194.5	2.3	0.5
Retail, commercial, household, and mailing scales and balances.		333997-4	12/91	167.5	167.9	167.6	0.1	-0.2
Parts, attachments, and accessories for scales and balances.		333997-6	12/91	187.8	193.4	195.0	4.1	0.8
Vehicle and industrial scales.		333997-7	12/91	159.6	159.4	160.5	2.2	0.7
Motor truck and railroad track scales.		333997-71	12/10	130.7	129.8	130.6	—	0.6
Industrial scales (including automatic checkweighter and bulkweighter scales). ...		333997-72	12/10	125.7	126.3	126.6	1.1	0.2
Miscellaneous non-vehicle scales (crane, susp, tank, hopper, meas. devices, lab, bulk conveyor).		333997-73	12/10	109.2	109.2	110.6	2.9	1.3
Secondary products and miscellaneous receipts.		333997-SM						
Miscellaneous receipts.		333997-MM	06/03	118.1	118.1	118.1	—	0.0
All other miscellaneous general purpose machinery mfg.	333999		12/84	236.8	237.1	237.4	2.1	0.1

See footnotes at end of table.

Table 11. Producer price indexes for the net output of selected industries and their products, not seasonally adjusted — Continued

Industry and product ¹	Industry code	Product code	Index base	Index			Percent change to Jan. 2020 from:	
				Sept. 2019 ²	Dec. 2019 ²	Jan. 2020 ²	Jan. 2019	Dec. 2019
All other miscellaneous general purpose machinery mfg - Continued								
Primary products.....		333999-P	12/84	233.8	234.1	232.6	1.5	-0.6
Filters and strainers, except fluid power.....		333999-1	12/88	228.4	227.9	220.7	-1.3	-3.2
Industrial filters and strainers and reusable media, except fluid power.....		333999-11	06/07	139.8	139.8	134.5	-1.6	-3.8
Nonreusable media for filters and strainers, except fluid power.....		333999-12	12/88	229.8	229.8	231.9	1.7	0.9
Parts and accessories for filters and strainers, except fluid power.....		333999-13	12/88	262.9	244.7	247.4	-5.1	1.1
All other miscellaneous general industrial machinery.....		333999-7	06/07	129.1	129.6	130.1	2.9	0.4
Secondary products and miscellaneous receipts.....		333999-SM						
Miscellaneous receipts.....		333999-M	12/84	296.6	296.6	323.5	9.3	9.1
Secondary products.....		333999-S	12/84	222.2	222.2	209.8	-4.8	-5.6
Computer & electronic product mfg.....	334		12/03	89.9	90.2	91.0	1.3	0.9
Computer & peripheral equipment mfg.....	3341		12/06	54.4	56.0	55.0	-4.7	-1.8
Computer & peripheral equipment mfg.....	33411		12/06	54.4	56.0	55.0	-4.7	-1.8
Electronic computer manufacturing.....	334111		12/04	29.5	29.1	29.5	-8.4	1.4
Primary products.....		334111-P	12/04	15.2	14.9	15.2	-10.6	2.0
Host computers, multiusers (mainframes, medium-scale systems, UNIX and PC servers).....		334111-5	12/04	23.7	23.4	24.2	-10.4	3.4
Single user computers, microprocessor based, general purpose.....		334111-7	06/07	20.2	19.6	19.3	-11.5	-1.5
Portable computers, laptops, tablets and other single user computers.....		334111-72	06/07	17.0	16.4	16.3	-11.4	-0.6
Personal computers and workstations (excluding portable computers).....		334111-73	06/07	22.9	22.3	21.9	-11.7	-1.8
Secondary products and miscellaneous receipts.....		334111-SM						
Computer storage device mfg.....	334112		12/04	54.1	60.2	57.7	1.1	-4.2
Primary products.....		334112-P	12/04	44.3	49.5	47.4	1.3	-4.2
Computer storage devices (excluding parts, attachments, and accessories).....		334112-1	12/04	43.5	48.7	46.6	1.3	-4.3
Secondary products and miscellaneous receipts.....		334112-SM						
Computer terminal and other computer peripheral equipment mfg.....	334118		12/93	63.1	63.1	61.9	-5.8	-1.9
Primary products.....		334118-P	12/93	62.8	62.9	61.7	-6.1	-1.9
Other computer peripheral equipment and point of sale terminals.....		334118-B	12/93	62.9	63.0	61.7	-6.2	-2.1
POS terminals, fund-transfer devices, and all other miscellaneous computer peripheral equipment.....		334118-B1	12/93	41.0	41.0	39.9	-8.5	-2.7
Secondary products and miscellaneous receipts.....		334118-SM						
Communications equipment mfg.....	3342		12/85	93.1	93.5	93.6	0.3	0.1
Telephone apparatus mfg.....	33421		12/03	86.0	86.2	84.1	-2.5	-2.4
Telephone apparatus mfg.....	334210		12/85	86.5	86.7	84.5	-2.5	-2.5
Primary products.....		334210-P	12/85	85.5	85.7	83.0	-3.4	-3.2
Telephone switching and switchboard equipment.....		334210-1	12/85	105.0	-	105.0	0.0	-
Carrier line equipment and non-consumer modems.....		334210-4	12/00	76.5	76.1	76.1	-1.2	0.0
Wireline voice and data network equipment.....		334210-7	12/00	63.5	64.0	60.3	-5.6	-5.8
Secondary products and miscellaneous receipts.....		334210-SM						
Secondary products.....		334210-S1	12/13	103.5	106.1	106.5	5.0	0.4
Radio/TV broadcast & wireless comm equip mfg.....	33422		12/03	95.5	96.0	96.9	1.1	0.9
Broadcast and wireless communications equipment mfg.....	334220		12/91	89.6	90.1	90.9	1.1	0.9
Primary products.....		334220-P	12/91	87.2	87.0	87.4	0.5	0.5
Broadcast, studio, and related electronic equipment.....		334220-2	12/85	114.5	113.1	116.9	2.5	3.4
Wireless networking equipment.....		334220-4	06/13	57.8	57.8	-	-	-
Radio station equipment.....		334220-5	06/13	103.4	103.4	103.4	2.5	0.0
Other broadcast and wireless communications systems and equipment.....		334220-9	06/13	99.9	99.9	99.9	0.6	0.0
Secondary products and miscellaneous receipts.....		334220-SM						
Secondary products.....		334220-S	12/91	87.0	89.8	-	-	-
Other communications equipment mfg.....	33429		12/03	112.8	112.8	112.8	0.9	0.0
Other communications equipment mfg.....	334290		12/91	121.0	121.0	121.0	0.8	0.0
Primary products.....		334290-P	12/91	126.8	126.8	126.8	0.6	0.0
Secondary products and miscellaneous receipts.....		334290-SM						
Secondary products.....		334290-S	12/91	141.0	141.0	141.0	3.2	0.0
Audio & video equipment mfg.....	3343		12/03	84.5	85.3	85.8	3.5	0.6
Audio and video equipment mfg.....	33431		12/03	84.5	85.3	85.8	3.5	0.6
Audio and video equipment mfg.....	334310		03/80	61.1	61.7	62.1	3.5	0.6
Primary products.....		334310-P	03/80	53.9	54.0	54.3	2.8	0.6
Speakers and commercial sound equipment.....		334310-4	03/80	147.6	147.9	149.2	3.3	0.9
Other consumer audio and video equipment.....		334310-5	03/80	123.9	123.9	123.9	2.3	0.0
Secondary products and miscellaneous receipts.....		334310-SM						
Miscellaneous receipts.....		334310-M	12/86	91.4	93.5	93.5	2.3	0.0
Semiconductor and other electronic component mfg.....	3344		12/84	55.6	55.6	55.5	0.7	-0.2

See footnotes at end of table.

Table 11. Producer price indexes for the net output of selected industries and their products, not seasonally adjusted — Continued

Industry and product ¹	Industry code	Product code	Index base	Index			Percent change to Jan. 2020 from:	
				Sept. 2019 ²	Dec. 2019 ²	Jan. 2020 ²	Jan. 2019	Dec. 2019
Semiconductor and other electronic component mfg.	33441		12/84	55.6	55.6	55.5	0.7	-0.2
Bare printed circuit board mfg.	334412		06/91	101.5	101.5	101.5	0.0	0.0
Primary products.		334412-P	06/91	98.7	98.8	98.8	0.1	0.0
Bare printed circuit boards.		334412-0	06/82	111.0	111.0	111.0	0.0	0.0
Semiconductors and related device mfg.	334413		12/98	32.7	32.6	32.3	-0.9	-0.9
Primary products.		334413-P	12/98	31.7	31.7	31.4	-0.9	-0.9
Other semiconductor devices, including parts such as chips, wafers, and heat sinks.		334413-A	06/81	50.2	50.2	50.2	-3.8	0.0
Integrated microcircuits, incl semiconductor networks, microprocessors, & MOS memories.		334413-1	12/98	24.3	24.3	24.0	-0.4	-1.2
Secondary products and miscellaneous receipts.		334413-SM						
Electronic connector mfg.	334417		12/80	214.2	214.7	215.3	1.6	0.3
Primary products.		334417-P	12/80	212.1	212.4	212.7	1.5	0.1
Electronic connectors, including parts.		334417-0	12/80	212.1	212.4	212.7	1.5	0.1
Secondary products and miscellaneous receipts.		334417-SM						
Miscellaneous receipts.		334417-M	02/00	119.1	119.1	119.7	4.2	0.5
Secondary products.		334417-S1	05/99	125.4	128.6	—	—	—
Printed circuit assembly mfg.	334418		12/03	85.3	85.3	85.3	0.0	0.0
Primary products.		334418-P	12/03	86.1	86.1	86.1	0.0	0.0
Printed circuit assemblies, loaded boards, modules, and consumer external modems.		334418-9	06/06	92.7	92.7	92.7	0.1	0.0
Secondary products and miscellaneous receipts.		334418-SM						
Other electronic component mfg.	334419		12/03	128.2	128.2	129.5	6.9	1.0
Primary products.		334419-P	12/03	131.7	131.8	133.3	7.3	1.1
Other electronic components except electron tubes.		334419-U	12/03	132.0	131.9	133.4	8.2	1.1
All other miscellaneous electronic components.		334419-U5	12/03	133.3	133.1	135.5	3.0	1.8
Secondary products and miscellaneous receipts.		334419-SM						
Capacitor, resistor, coil, transformer, and other inductor mfg.	33441K		12/11	129.7	129.4	131.7	2.6	1.8
Primary products.		33441K-P	12/11	132.3	131.9	134.4	2.7	1.9
Capacitors for electronic circuitry.		33441K-4	06/81	223.8	222.2	231.0	4.0	4.0
Resistors for electronic circuitry.		33441K-5	12/05	105.6	105.6	105.6	0.7	0.0
Electronic coils, transformers, and other inductors.		33441K-6	06/00	133.1	133.3	133.8	1.9	0.4
Secondary products and miscellaneous receipts.		33441K-SM						
Miscellaneous receipts.		33441K-M	12/11	104.9	104.9	104.9	0.0	0.0
Secondary products.		33441K-S1	12/13	109.5	109.6	109.6	2.3	0.0
Nav/measuring/medical/control instruments mfg.	3345		12/03	125.5	125.7	128.3	2.7	2.1
Nav/measuring/medical/control instruments mfg.	33451		12/03	125.5	125.7	128.3	2.7	2.1
Electromedical apparatus mfg.	334510		06/85	81.7	81.6	82.1	0.5	0.6
Primary products.		334510-P	06/85	70.6	70.4	70.9	0.6	0.7
Electromedical equipment, excluding ionizing radiation equipment.		334510-2	12/02	81.1	81.0	81.5	0.5	0.6
Secondary products and miscellaneous receipts.		334510-SM						
Search, detection, and navigation instruments.	334511		12/91	164.9	164.9	172.7	5.6	4.7
Primary products.		334511-P	12/91	162.1	162.1	170.4	6.0	5.1
Aeronautical, nautical & navigational instruments, not sending or receiving radio signals.		334511-1	12/85	274.6	274.6	287.7	4.8	4.8
Secondary products and miscellaneous receipts.		334511-SM						
Miscellaneous receipts.		334511-M	12/91	107.0	—	107.0	-0.1	—
Automatic environmental control mfg.	334512		12/79	261.9	263.8	263.6	1.9	-0.1
Primary products.		334512-P	12/79	238.1	240.2	239.6	1.7	-0.2
Automatic environmental controls for monitoring residential, commercial, and appliance use.		334512-0	12/03	127.1	128.2	127.9	1.8	-0.2
Secondary products and miscellaneous receipts.		334512-SM						
Miscellaneous receipts.		334512-M	12/04	179.6	179.6	179.6	4.1	0.0
Industrial process variable instruments.	334513		06/83	223.2	224.3	226.9	1.7	1.2
Primary products.		334513-P	06/83	234.5	234.7	237.4	1.2	1.2
Process control instruments.		334513-0	12/03	140.0	140.1	141.7	1.1	1.1
Secondary products and miscellaneous receipts.		334513-SM						
Miscellaneous receipts.		334513-M	06/83	193.6	193.6	196.5	6.3	1.5
Secondary products.		334513-S	06/83	146.2	—	—	—	—
Totalizing fluid meters and counting devices.	334514		12/85	192.5	192.5	192.5	1.0	0.0
Primary products.		334514-P	12/85	195.0	195.0	195.0	1.0	0.0
Integrating and totalizing meters for gas and liquids.		334514-1	12/85	231.8	231.8	231.8	0.2	0.0
Counting devices, excluding motor vehicle instruments.		334514-3	12/85	209.4	209.4	209.4	0.0	0.0
Motor vehicle instruments.		334514-7	12/85	133.5	133.5	133.5	3.8	0.0
Secondary products and miscellaneous receipts.		334514-SM						

See footnotes at end of table.

Table 11. Producer price indexes for the net output of selected industries and their products, not seasonally adjusted — Continued

Industry and product ¹	Industry code	Product code	Index base	Index			Percent change to Jan. 2020 from:	
				Sept. 2019 ²	Dec. 2019 ²	Jan. 2020 ²	Jan. 2019	Dec. 2019
Electricity and signal testing instruments mfg.	334515		12/83	163.8	165.2	166.9	1.5	1.0
Primary products.		334515-P	12/83	158.5	160.0	161.8	1.6	1.1
Test equipment for testing electrical, radio, and communication circuits, and motors.		334515-4	12/83	158.9	161.1	163.7	2.3	1.6
Secondary products and miscellaneous receipts.		334515-SM						
Analytical laboratory instrument mfg.	334516		12/85	159.4	159.4	161.0	1.4	1.0
Primary products.		334516-P	12/85	161.3	161.3	162.9	1.2	1.0
Analytical and scientific instruments, excluding optical.		334516-0	12/85	161.3	161.3	162.9	1.2	1.0
Secondary products and miscellaneous receipts.		334516-SM						
Irradiation apparatus mfg.	334517		06/90	118.2	118.2	118.2	-0.1	0.0
Primary products.		334517-P	06/85	118.2	118.2	118.2	-0.2	0.0
Irradiation (ionizing radiation) equipment.		334517-0	06/85	118.2	118.2	118.2	-0.2	0.0
Secondary products and miscellaneous receipts.		334517-SM						
Other measuring and controlling device mfg.	334519		06/85	171.1	171.9	171.4	1.4	-0.3
Primary products.		334519-P	06/85	163.6	164.5	163.9	1.3	-0.4
Physical properties testing & inspection equipment and kinematic testing & measuring equipment.		334519-4	06/85	160.5	160.5	157.0	-1.6	-2.2
Nuclear radiation detection and monitoring instruments.		334519-5	06/85	193.3	194.2	199.8	4.6	2.9
Commercial, geophysical, meteorological, and general-purpose instruments and equipment.		334519-7	06/85	173.1	175.4	175.4	1.7	0.0
Watches, clocks, and parts.		334519-8	12/03	125.1	125.1	125.1	0.0	0.0
Secondary products and miscellaneous receipts.		334519-SM						
Miscellaneous receipts.		334519-M	06/85	244.4	244.4	244.4	3.0	0.0
Manufacturing and reproducing magnetic and optical media.	3346		12/03	87.9	89.0	89.3	4.6	0.3
Manufacturing and reproducing magnetic and optical media.	33461		12/03	87.9	89.0	89.3	4.6	0.3
Manufacturing and reproducing magnetic and optical media.	334610		01/19	102.9	104.1	104.5	4.5	0.4
Primary products.		334610-P	01/19	103.0	104.3	104.7	4.7	0.4
Audio and video media reproduction.		334610-2	12/06	98.4	98.4	98.9	0.5	0.5
Secondary products and miscellaneous receipts.		334610-SM						
Electrical equipment and appliance mfg.	335		12/03	147.6	147.7	147.5	-0.3	-0.1
Electric lighting equipment mfg.	3351		12/03	127.0	127.1	127.7	0.4	0.5
Electric lamp bulb & part mfg.	33511		12/03	76.1	76.3	76.1	-22.9	-0.3
Electric lamp bulb and part mfg.	335110		12/83	83.7	83.8	83.6	-23.0	-0.2
Primary products.		335110-P	12/83	74.4	74.5	74.4	-29.5	-0.1
Electric lamp bulb, tubes, and components.		335110-0	12/83	74.4	74.5	74.4	-29.5	-0.1
Secondary products and miscellaneous receipts.		335110-SM						
Miscellaneous receipts.		335110-M	09/92	—	145.7	145.3	—	-0.3
Lighting fixture mfg.	33512		12/03	138.2	138.3	139.0	3.8	0.5
Residential electric lighting fixture mfg.	335121		12/83	207.1	207.2	207.2	7.7	0.0
Primary products.		335121-P	12/83	210.0	210.0	210.0	8.4	0.0
Residential-type electric lighting fixtures (except portable), including parts and accessories.		335121-1	12/83	205.2	205.3	205.3	8.1	0.0
Residential-type portable lighting fixtures, including parts and accessories.		335121-4	12/83	221.3	221.2	221.2	8.8	0.0
Secondary products and miscellaneous receipts.		335121-SM						
Miscellaneous receipts.		335121-M	03/99	131.1	—	—	—	—
Secondary products.		335121-S	12/83	230.4	230.6	230.6	5.5	0.0
Nonresidential electric lighting fixture mfg.	335122		06/81	214.0	214.4	215.1	3.0	0.3
Primary products.		335122-P	06/81	214.0	214.4	215.2	3.0	0.4
Commercial and institutional-type electric lighting fixtures, including parts and accessories.		335122-1	06/81	208.5	209.5	209.5	3.8	0.0
Industrial-type electric lighting fixtures, including parts and accessories.		335122-5	06/81	225.4	223.2	227.2	-0.3	1.8
Secondary products and miscellaneous receipts.		335122-SM						
Miscellaneous receipts.		335122-M1	09/18	111.8	111.8	111.8	6.2	0.0
Secondary products.		335122-S	06/81	212.2	212.2	212.2	0.0	0.0
Other lighting equipment mfg.	335129		06/85	153.7	153.7	155.2	3.5	1.0
Primary products.		335129-P	06/85	149.8	149.8	151.2	3.7	0.9
Outdoor lighting equipment (including parts and accessories).		335129-1	06/85	175.5	175.5	178.3	2.1	1.6
Secondary products and miscellaneous receipts.		335129-SM						
Secondary products.		335129-S	06/85	168.0	168.0	170.5	2.4	1.5
Household appliance mfg.	3352		12/84	132.4	131.8	130.3	-0.2	-1.1
Small electrical appliance mfg.	33521		12/03	112.3	112.3	110.8	-0.4	-1.3
Small electrical appliance mfg.	335210		12/11	102.0	102.1	100.7	-0.5	-1.4
Primary products.		335210-P	12/11	103.0	103.0	101.4	-0.4	-1.6

See footnotes at end of table.

Table 11. Producer price indexes for the net output of selected industries and their products, not seasonally adjusted — Continued

Industry and product ¹	Industry code	Product code	Index base	Index			Percent change to Jan. 2020 from:	
				Sept. 2019 ²	Dec. 2019 ²	Jan. 2020 ²	Jan. 2019	Dec. 2019
Small electrical appliance mfg - Continued								
Small electric household appliances, except fans and wall and baseboard heating units.....		335210-4	12/82	99.7	99.8	99.2	0.2	-0.6
Parts and attachments for small household electric appliance, including fans.....		335210-5	12/82	158.6	158.6	158.6	2.6	0.0
Secondary products and miscellaneous receipts.....		335210-SM						
Miscellaneous receipts.....		335210-M	01/86	105.6	106.0	105.1	-0.8	-0.8
Major household appliance mfg.....	33522		12/03	133.3	132.5	131.1	-0.2	-1.1
Major household appliance mfg.....	335220		05/16	108.8	108.2	107.0	-0.2	-1.1
Primary products.....		335220-P	05/16	108.7	108.1	106.9	-0.3	-1.1
Household cooking appliances.....		335220-1	06/81	129.7	130.0	126.3	0.5	-2.8
Electric household ranges, ovens (including microwave), surface cooking units, and equipment.....		335220-11	06/81	106.3	107.8	101.9	0.3	-5.5
Gas household ranges, ovens, surface cooking units, and equipment (incl. parts and accessories).....		335220-13	06/81	139.7	137.8	138.5	0.9	0.5
Other household ranges and cooking equipment, including outdoor equipment.....		335220-15	06/81	189.1	186.8	188.1	0.7	0.7
Household refrigerators and home freezers.....		335220-2	12/81	110.7	107.9	107.2	-1.0	-0.6
Household refrigerators, including combination refrigerator-freezers.....		335220-21	12/81	103.1	—	99.8	-0.8	—
Other major household appliances.....		335220-8	12/82	241.0	242.3	237.7	-0.4	-1.9
Household water heaters, electric, for permanent installation.....		335220-81	12/82	407.7	407.7	407.7	2.1	0.0
Household water heaters, excluding electric.....		335220-83	12/82	416.2	417.5	417.5	2.8	0.0
Secondary products and miscellaneous receipts.....		335220-SM						
Miscellaneous receipts.....		335220-M	05/16	108.8	108.8	108.8	1.5	0.0
Secondary products.....		335220-S	05/16	109.5	109.5	109.5	1.4	0.0
Electrical equipment mfg.....	3353		12/03	149.7	150.0	150.7	2.4	0.5
Electrical equipment mfg.....	33531		12/03	149.7	150.0	150.7	2.4	0.5
Electric power and specialty transformer mfg.....	335311		06/81	252.3	256.1	256.7	2.7	0.2
Primary products.....		335311-P	06/81	249.9	254.0	254.7	3.1	0.3
Specialty transformers, except fluorescent lamp ballasts.....		335311-C	06/81	114.4	—	—	—	—
Power and distribution transformers, except parts.....		335311-1	12/99	198.1	202.2	202.8	3.7	0.3
Secondary products and miscellaneous receipts.....		335311-SM						
Motor and generator mfg.....	335312		06/83	215.6	217.4	217.6	1.2	0.1
Primary products.....		335312-P	06/83	213.5	215.5	215.8	1.3	0.1
Parts, supplies for motors, generators, generator sets, and other rotating equipment.....		335312-C	12/87	210.4	210.6	213.0	1.9	1.1
Other motors and generators n.e.c.....		335312-F	06/06	122.5	125.1	124.9	2.0	-0.2
Fractional horsepower motors (rated at less than 746 watts) (except hermetics) ...		335312-1	06/83	187.5	187.5	187.8	0.1	0.2
Integral horsepower motors & generators other than for land transport equipment (exc hermetics).....		335312-3	06/83	283.4	283.6	283.6	0.4	0.0
Secondary products and miscellaneous receipts.....		335312-SM						
Miscellaneous receipts.....		335312-M	12/86	203.9	203.9	203.9	0.9	0.0
Secondary products.....		335312-S	06/83	227.5	227.5	228.4	0.4	0.4
Switchgear and switchboard apparatus mfg.....	335313		06/85	214.7	214.8	217.2	4.3	1.1
Primary products.....		335313-P	06/85	216.8	217.0	219.7	4.3	1.2
Low voltage panelboards and distribution boards, 1000 volts or less.....		335313-3	06/85	192.2	192.6	198.0	3.8	2.8
Secondary products and miscellaneous receipts.....		335313-SM						
Relay and industrial control mfg.....	335314		06/85	218.7	216.0	216.7	1.4	0.3
Primary products.....		335314-P	06/85	230.6	227.2	227.9	1.2	0.3
General-purpose industrial controls.....		335314-F	01/19	—	—	101.3	1.3	—
Relays for electronic circuitry, industrial control overload and switchgear type.....		335314-1	06/90	197.0	197.0	197.0	1.1	0.0
Parts for industrial controls and motor-control accessories.....		335314-7	06/90	211.8	211.8	211.8	0.8	0.0
Secondary products and miscellaneous receipts.....		335314-SM						
Miscellaneous receipts.....		335314-M	06/85	246.0	246.1	247.1	3.0	0.4
Other electrical equipment & component mfg.....	3359		12/03	163.3	163.6	163.1	-2.3	-0.3
Battery mfg.....	33591		12/03	166.2	166.5	166.9	1.7	0.2
Storage battery mfg.....	335911		12/84	222.8	223.5	224.2	0.4	0.3
Primary products.....		335911-P	12/84	224.5	225.0	225.4	0.1	0.2
Storage batteries, lead acid type, BCI dimensional size group 8D or smaller.....		335911-1	12/84	214.3	215.0	215.6	0.0	0.3
Storage batteries, lead acid type, larger than BCI dimensional size group 8D.....		335911-4	12/84	267.5	267.5	267.5	-0.9	0.0
Storage batteries (excluding lead acid).....		335911-8	12/09	126.8	126.9	126.9	3.3	0.0
Secondary products and miscellaneous receipts.....		335911-SM						
Secondary products.....		335911-S	12/84	221.1	221.6	221.6	0.2	0.0
Primary battery mfg.....	335912		12/80	214.4	214.4	214.6	3.8	0.1
Primary products.....		335912-P	12/80	219.5	219.5	219.6	3.7	0.0
Primary batteries.....		335912-0	06/03	131.2	131.2	131.2	3.7	0.0
Communication & energy wire & cable mfg.....	33592		12/03	171.1	171.3	169.7	-1.6	-0.9

See footnotes at end of table.

Table 11. Producer price indexes for the net output of selected industries and their products, not seasonally adjusted — Continued

Industry and product ¹	Industry code	Product code	Index base	Index			Percent change to Jan. 2020 from:	
				Sept. 2019 ²	Dec. 2019 ²	Jan. 2020 ²	Jan. 2019	Dec. 2019
Fiber optic cable mfg.	335921		12/03	81.4	81.4	72.5	-10.9	-10.9
Primary products.....		335921-P	12/03	81.2	81.2	71.7	-11.7	-11.7
Fiber optic cable, made from purchased fiber optic strand.		335921-0	12/03	81.2	81.2	71.7	-11.7	-11.7
Secondary products and miscellaneous receipts.....		335921-SM						
Other communication and energy wire mfg.	335929		12/03	191.7	192.0	193.5	0.0	0.8
Primary products.....		335929-P	12/03	196.8	196.9	198.6	-0.6	0.9
Electronic wire and cable, made of nonferrous metals (purchased wire).....		335929-A	12/82	246.1	245.1	245.7	-4.4	0.2
Other insulated wire & cable, incl control & signal, made of nonferrous metals (purchased wire).....		335929-F	12/11	103.0	102.2	104.1	0.0	1.9
Power wire and cable, made from nonferrous metals (purchased wire).....		335929-1	12/82	244.1	246.9	249.1	-0.4	0.9
Secondary products and miscellaneous receipts.....		335929-SM						
Wiring device mfg.	33593		12/03	161.8	162.3	162.0	1.2	-0.2
Current-carrying wiring device mfg.	335931		12/81	203.2	204.2	203.5	1.2	-0.3
Primary products.....		335931-P	12/81	193.8	195.1	194.0	0.7	-0.6
Current-carrying wiring devices n.e.c.....		335931-A	06/06	110.9	111.1	108.2	-0.8	-2.6
Current-carrying switches for electrical circuitry (including vehicular switches).....		335931-1	12/99	147.4	149.3	149.2	1.6	-0.1
Current-carrying wire connectors for electrical circuitry.....		335931-9	12/81	190.3	191.2	193.4	1.2	1.2
Secondary products and miscellaneous receipts.....		335931-SM						
Secondary products.....		335931-S	12/81	257.9	256.7	258.1	2.9	0.5
Noncurrent-carrying wiring device mfg.	335932		12/81	345.8	346.2	346.6	1.2	0.1
Primary products.....		335932-P	12/81	337.4	337.9	338.4	1.0	0.1
Noncurrent-carrying electrical conduit and conduit fittings, incl. plastic conduit & fittings.....		335932-4	12/81	338.5	339.6	340.0	0.2	0.1
Other noncurrent-carrying wiring devices and supplies (boxes, covers, bar hangers, etc.).....		335932-6	12/81	368.8	369.0	370.0	2.7	0.3
Secondary products and miscellaneous receipts.....		335932-SM						
All other electrical equipment & component mfg.	33599		12/03	137.2	137.4	137.1	-8.5	-0.2
Carbon and graphite product mfg.	335991		06/85	215.7	215.5	217.2	-25.6	0.8
Primary products.....		335991-P	06/85	229.6	228.7	230.5	-27.0	0.8
Carbon and graphite products, including electrodes for electric arc furnaces.....		335991-0	06/85	229.6	228.7	230.5	-27.0	0.8
All other carbon and graphite products.....		335991-3	12/03	137.4	-	-	-	-
Secondary products and miscellaneous receipts.....		335991-SM						
Miscellaneous receipts.....		335991-M	10/88	-	-	142.1	-	-
Miscellaneous electrical equipment mfg.	335999		12/03	123.0	123.3	122.5	0.8	-0.6
Primary products.....		335999-P	12/03	121.9	122.3	121.4	0.9	-0.7
Rectifying apparatus.....		335999-3	12/85	158.8	161.1	161.1	2.4	0.0
All miscellaneous electrical equipment except rectifying apparatus.....		335999-4	06/08	109.1	109.2	108.2	0.6	-0.9
Secondary products and miscellaneous receipts.....		335999-SM						
Transportation equipment manufacturing.....	336		12/03	124.2	125.3	125.1	0.3	-0.2
Motor vehicle manufacturing.....	3361		12/03	113.0	115.2	114.3	-0.6	-0.8
Automobile and light truck manufacturing.....	33611		12/03	110.2	112.7	111.7	-0.7	-0.9
Automobile, light truck and utility vehicle mfg.	336110		06/82	151.7	155.1	153.7	-0.7	-0.9
Primary products.....		336110-P	06/82	150.0	153.4	152.0	-0.8	-0.9
Passenger cars and chassis.....		336110-1	06/82	133.7	134.9	133.5	-0.9	-1.0
Trucks, truck tractors, & bus chassis 14,000 lb or less, incl. minivans & suvs.		336110-2	06/82	172.0	177.9	176.4	-0.7	-0.8
Secondary products and miscellaneous receipts.....		336110-SM						
Heavy duty truck manufacturing.....	33612		12/03	151.1	151.1	151.1	0.4	0.0
Heavy duty truck mfg.....	336120		12/03	151.2	151.2	151.1	0.3	-0.1
Primary products.....		336120-P	12/03	152.7	152.7	152.6	0.3	-0.1
Trucks, truck tractors, and bus chassis (chassis of own manufacture) 14,001 to 33,000 lbs.....		336120-1	12/03	158.9	158.6	158.5	0.0	-0.1
Trucks, truck tractors, and bus chassis (chassis of own manufacture) 33,001 lbs or more.....		336120-2	06/87	214.2	-	-	-	-
Buses, including military and firefighting vehicles (chassis of own manufacture).....		336120-3	12/03	143.7	-	-	-	-
Secondary products and miscellaneous receipts.....		336120-SM						
Motor vehicle body and trailer manufacturing.....	3362		12/03	149.4	149.6	149.9	2.3	0.2
Motor vehicle body and trailer manufacturing.....	33621		12/03	149.7	149.9	150.2	2.2	0.2
Motor vehicle body mfg.....	336211		12/82	259.0	259.5	259.4	2.3	0.0
Primary products.....		336211-P	12/82	256.3	256.8	256.6	2.4	-0.1
Van bodies, for sale separately.....		336211-4	12/08	133.2	133.2	128.2	5.6	-3.8
Van bodies, separate cab, for sale separately.....		336211-42	09/15	131.7	-	124.2	4.5	-
Other truck and vehicle bodies, sold separately.....		336211-5	12/08	116.8	117.2	117.4	0.7	0.2
Dump truck bodies, for sale separately.....		336211-5A	12/08	119.9	119.8	120.4	-0.3	0.5
All other truck and vehicle bodies, sold separately.....		336211-5B	12/08	116.1	116.7	116.8	0.3	0.1

See footnotes at end of table.

Table 11. Producer price indexes for the net output of selected industries and their products, not seasonally adjusted — Continued

Industry and product ¹	Industry code	Product code	Index base	Index			Percent change to Jan. 2020 from:	
				Sept. 2019 ²	Dec. 2019 ²	Jan. 2020 ²	Jan. 2019	Dec. 2019
Motor vehicle body mfg - Continued								
Service truck bodies, for sale separately.....		336211-5C	09/15	108.0	108.0	108.6	3.1	0.6
Buses and firefighting vehicles, complete, produced on purchased chassis.....		336211-7	12/08	122.1	122.6	123.4	1.4	0.7
Other trucks and vehicles, complete, produced on purchased chassis.....		336211-9	12/08	121.0	121.5	123.0	3.9	1.2
Other trucks and vehicles, complete, produced on purchased chassis, except upfitting trucks.....		336211-91	09/15	108.1	108.6	110.2	4.6	1.5
Upfitting trucks, complete, produced on purchased chassis.....		336211-99	09/15	111.1	111.1	111.4	1.3	0.3
Secondary products and miscellaneous receipts.....		336211-SM						
Secondary products.....		336211-S	12/82	218.0	219.8	222.0	5.7	1.0
Truck trailer mfg.....	336212		12/79	255.6	255.4	254.7	1.6	-0.3
Primary products.....		336212-P	12/79	253.6	253.6	252.9	1.7	-0.3
Truck trailers and chassis, axle rating 10,000 lbs or more.....		336212-1	12/79	248.3	248.3	247.4	1.9	-0.4
Secondary products and miscellaneous receipts.....		336212-SM						
Miscellaneous receipts.....		336212-M	06/05	157.0	154.3	154.3	-1.7	0.0
Motor home mfg.....	336213		06/84	195.5	196.2	196.2	1.6	0.0
Primary products.....		336213-P	06/84	192.6	193.4	193.4	1.7	0.0
Motor homes built on purchased chassis.....		336213-0	06/06	114.8	115.3	115.3	1.7	0.0
Secondary products and miscellaneous receipts.....		336213-SM1						
Travel trailer and camper mfg.....	336214		12/03	151.5	151.9	153.1	2.9	0.8
Primary products.....		336214-P	12/03	152.8	153.2	154.3	2.7	0.7
Travel trailers.....		336214-1	06/84	200.3	200.9	202.8	3.0	0.9
Conventional travel trailers.....		336214-19	12/11	118.4	118.9	120.8	5.1	1.6
Automobile and light truck trailers.....		336214-3	12/92	192.5	192.8	193.4	1.9	0.3
Camping trailers, campers, pick-up covers, and parts.....		336214-5	06/84	272.9	273.5	275.2	2.7	0.6
Other parts and components, excluding appliances and furnishings.....		336214-53	06/84	270.7	270.7	270.7	2.0	0.0
Truck campers, caps, box covers, and fold-down camping trailers.....		336214-56	06/14	117.1	117.8	119.7	4.0	1.6
Secondary products and miscellaneous receipts.....		336214-SM						
Miscellaneous receipts.....		336214-M	04/85	214.9	214.8	214.8	2.8	0.0
Secondary products.....		336214-S	06/84	198.0	198.0	198.0	0.9	0.0
Motor vehicle parts manufacturing.....	3363		12/03	113.6	113.5	113.6	-0.3	0.1
Motor vehicle gasoline engine and parts mfg.....	33631		12/03	116.6	115.7	115.7	-0.3	0.0
Motor vehicle gasoline engine and engine parts mfg.....	336310		12/03	117.1	116.1	116.1	-0.3	0.0
Primary products.....		336310-P	12/03	117.6	116.5	116.5	-0.3	0.0
Gasoline engines and engine parts (excluding carburetors).....		336310-2	12/03	117.1	115.9	116.0	-0.3	0.1
Carburetors, pistons, piston rings, and valves.....		336310-3	12/82	175.1	175.2	174.9	-0.3	-0.2
Secondary products and miscellaneous receipts.....		336310-SM						
Miscellaneous receipts.....		336310-M1	09/18	100.3	100.1	99.9	-0.1	-0.2
Secondary products.....		336310-S	12/11	105.1	104.9	104.9	-0.9	0.0
Motor vehicle electric equipment.....	33632		12/03	108.2	108.4	108.2	0.4	-0.2
Motor vehicle electrical and electronic equipment mfg.....	336320		12/03	107.8	107.9	107.8	0.5	-0.1
Primary products.....		336320-P	12/03	102.2	102.5	102.4	0.7	-0.1
Vehicular lighting equipment.....		336320-1	12/83	129.7	129.4	129.4	-0.8	0.0
Other motor vehicle electrical and electronic equipment.....		336320-2	12/03	100.6	101.0	100.9	1.0	-0.1
Ignition harness and cable sets.....		336320-21	12/82	128.1	128.1	128.1	0.1	0.0
Battery charging alternators, generators, and regulators.....		336320-23	12/82	129.7	129.7	129.7	-0.2	0.0
Parts for engine electrical and electronic equipment.....		336320-2A	12/82	158.0	158.0	158.0	4.8	0.0
All other miscellaneous non-engine electrical and electronic equipment.....		336320-2D	12/03	103.3	103.4	103.3	1.2	-0.1
All other miscellaneous complete engine electrical equipment, including spark plugs.....		336320-2U	12/82	109.9	111.1	110.2	1.7	-0.8
Secondary products and miscellaneous receipts.....		336320-SM						
Miscellaneous receipts.....		336320-M	12/03	133.5	131.0	130.4	-1.2	-0.5
Secondary products.....		336320-S	12/03	112.0	112.2	112.2	0.5	0.0
Motor vehicle steering and suspension parts.....	33633		12/03	103.6	103.2	103.2	-1.2	0.0
Motor vehicle steering and suspension components (except spring) manufacturing.....	336330		12/03	103.4	103.0	103.0	-1.2	0.0
Primary products.....		336330-P	12/03	101.5	101.2	101.3	-1.0	0.1
Motor vehicle steering and suspension components (excluding spring), new and rebuilt.....		336330-0	12/99	101.3	101.0	101.1	-1.0	0.1
Secondary and miscellaneous receipts.....		336330-SM						
Motor vehicle brake system manufacturing.....	33634		12/03	110.4	109.4	109.0	-1.9	-0.4
Motor vehicle brake system mfg.....	336340		12/03	110.4	109.4	109.0	-1.9	-0.4
Primary products.....		336340-P	12/03	109.1	108.1	107.7	-1.9	-0.4
Motor vehicle brake parts and assemblies, new.....		336340-1	12/88	115.4	114.3	113.9	-1.9	-0.3
Motor vehicle drum brake assemblies and parts, new.....		336340-1E	12/05	—	105.7	105.4	—	-0.3
Motor vehicle disc brake assemblies and parts, new.....		336340-1F	12/11	107.7	105.3	104.1	-3.9	-1.1
Other motor vehicle brake parts and assemblies, new.....		336340-1G	12/99	97.9	98.0	98.3	-0.1	0.3

See footnotes at end of table.

Table 11. Producer price indexes for the net output of selected industries and their products, not seasonally adjusted — Continued

Industry and product ¹	Industry code	Product code	Index base	Index			Percent change to Jan. 2020 from:	
				Sept. 2019 ²	Dec. 2019 ²	Jan. 2020 ²	Jan. 2019	Dec. 2019
Motor vehicle brake system mfg - Continued								
Secondary products and miscellaneous receipts.....		336340-SM						
Motor vehicle power train components mfg.....	33635		12/03	121.2	121.6	122.1	0.7	0.4
Motor vehicle transmission and power train parts manufacturing.....	336350		12/03	119.7	120.2	120.6	0.7	0.3
Primary products.....		336350-P	12/03	114.7	115.1	115.6	0.2	0.4
Motor vehicle drive train components, excluding wheels and brakes, new.....		336350-2	12/88	117.7	118.2	118.6	0.1	0.3
Motor vehicle transmissions (except auxiliary and parts), new.....		336350-20	06/12	103.3	104.2	104.9	1.2	0.7
Parts for manual and automatic transmissions, new.....		336350-23	12/88	106.8	106.9	106.2	-1.1	-0.7
Other motor vehicle drive train components, except wheels and brakes, new.....		336350-25	12/99	95.0	95.0	94.9	-1.0	-0.1
Motor vehicle drive train components, rebuilt.....		336350-3	12/03	122.8	122.8	123.6	0.7	0.7
Secondary products and miscellaneous receipts.....		336350-SM						
Secondary products.....		336350-S	12/03	136.5	136.3	136.4	0.0	0.1
Motor vehicle seating and interior trim mfg.....	33636		12/03	102.9	103.0	103.3	0.1	0.3
Motor vehicle seating and interior trim mfg.....	336360		12/03	102.8	103.0	103.3	0.2	0.3
Primary products.....		336360-P	12/03	102.2	102.3	102.5	0.0	0.2
Automobile trimmings.....		336360-1	12/03	91.7	91.7	91.9	-0.4	0.2
Seats for public conveyance and aircraft.....		336360-3	12/01	102.3	102.5	102.8	0.5	0.3
Metal motor vehicle seat frames.....		336360-7	06/09	98.0	97.8	98.0	-0.3	0.2
Secondary products and miscellaneous receipts.....		336360-SM						
Secondary products.....		336360-S	12/03	110.3	112.8	112.9	2.3	0.1
Motor vehicle metal stamping.....	33637		12/03	112.1	112.3	112.4	-0.9	0.1
Motor vehicle metal stamping.....	336370		12/82	122.8	123.0	123.1	-0.9	0.1
Primary products.....		336370-P	12/82	116.7	116.5	116.4	-0.1	-0.1
Automotive job stampings (truck, bus, and passenger car).....		336370-0	12/82	116.7	116.5	116.4	-0.1	-0.1
Secondary products and miscellaneous receipts.....		336370-SM						
Secondary products.....		336370-S	12/82	132.3	132.5	132.4	1.0	-0.1
Other motor vehicle parts manufacturing.....	33639		12/03	115.0	114.8	115.0	-0.3	0.2
Other motor vehicle parts mfg.....	336390		12/03	117.3	117.1	117.3	-0.3	0.2
Primary products.....		336390-P	12/03	115.5	115.2	115.5	-0.1	0.3
Filters, new, internal combustion engines and motor vehicles.....		336390-A	12/82	151.0	150.9	153.1	3.4	1.5
Motor vehicle air-conditioning systems and compressors.....		336390-B	12/03	101.2	101.3	101.1	-0.7	-0.2
Exhaust system parts, new.....		336390-4	12/88	145.7	145.3	145.2	0.3	-0.1
Motor vehicle wheels, new.....		336390-5	12/88	145.0	143.0	143.8	-3.5	0.6
All other motor vehicle parts and accessories, including trailer hitches.....		336390-8	12/03	107.8	107.6	108.0	-0.1	0.4
Secondary products and miscellaneous receipts.....		336390-SM						
Miscellaneous receipts.....		336390-M	12/11	115.7	115.7	115.7	0.3	0.0
Secondary products.....		336390-S	12/11	105.9	106.8	105.1	-4.2	-1.6
Aerospace product and parts manufacturing.....	3364		06/85	239.6	240.0	241.2	1.3	0.5
Aerospace product and parts manufacturing.....	33641		06/85	239.6	240.0	241.2	1.3	0.5
Aircraft mfg.....	336411		12/85	249.1	249.2	250.4	1.2	0.5
Primary products.....		336411-P	12/85	240.0	240.1	241.1	1.1	0.4
Civilian aircraft.....		336411-3	12/85	288.1	288.6	289.3	1.7	0.2
Military aircraft.....		336411-4	06/13	101.9	101.9	101.9	0.0	0.0
Secondary products and miscellaneous receipts.....		336411-SM						
Miscellaneous receipts.....		336411-M	01/86	258.6	260.4	272.0	4.1	4.5
Aircraft engine and engine parts mfg.....	336412		12/85	231.0	231.9	232.4	1.0	0.2
Primary products.....		336412-P	12/85	234.3	235.0	235.2	0.7	0.1
Civilian aircraft engines.....		336412-3	12/85	260.0	260.0	260.0	0.5	0.0
Aeronautical services on aircraft engines.....		336412-5	12/85	209.5	209.5	211.7	1.1	1.1
Aircraft engine parts and accessories.....		336412-7	12/85	249.6	251.2	250.6	0.7	-0.2
Parts and accessories for military aircraft engines.....		336412-75	12/11	117.0	118.0	117.2	0.5	-0.7
Parts and accessories for civilian aircraft engines.....		336412-77	12/11	110.1	110.6	110.9	0.9	0.3
Secondary products and miscellaneous receipts.....		336412-SM						
Miscellaneous receipts.....		336412-M	08/94	179.9	186.5	188.4	4.7	1.0
Secondary products.....		336412-S	12/85	215.1	-	215.0	0.8	-
Other aircraft parts and equipment mfg.....	336413		06/85	186.6	188.0	189.2	2.3	0.6
Primary products.....		336413-P	06/85	182.9	184.4	185.4	2.1	0.5
Aircraft propellers and helicopter rotors.....		336413-1	12/91	196.3	196.3	196.3	0.0	0.0
Aircraft parts and auxiliary equipment.....		336413-7	06/85	176.4	178.1	179.2	2.5	0.6
Aircraft landing gear for civilian and military aircraft.....		336413-72	06/08	147.5	152.9	155.6	4.9	1.8
Other aircraft subassemblies and parts for military aircraft.....		336413-73	06/08	117.6	117.6	119.1	3.0	1.3
Other aircraft subassemblies and parts for civilian aircraft.....		336413-74	06/08	103.1	103.7	104.2	1.2	0.5
Secondary products and miscellaneous receipts.....		336413-SM						
Secondary products.....		336413-S	06/85	221.5	-	-	-	-

See footnotes at end of table.

Table 11. Producer price indexes for the net output of selected industries and their products, not seasonally adjusted — Continued

Industry and product ¹	Industry code	Product code	Index base	Index			Percent change to Jan. 2020 from:	
				Sept. 2019 ²	Dec. 2019 ²	Jan. 2020 ²	Jan. 2019	Dec. 2019
Railroad rolling stock manufacturing.....	3365		06/84	191.7	192.2	193.6	2.1	0.7
Railroad rolling stock manufacturing.....	33651		06/84	191.8	192.3	193.6	2.1	0.7
Railroad rolling stock mfg.....	336510		06/84	191.6	192.1	193.4	2.1	0.7
Primary products.....		336510-P	06/84	196.9	197.4	198.3	1.9	0.5
Street, subway, trolley, and rapid transit cars, and railway maintenance equipment and parts.....		336510-5	06/84	166.7	167.2	167.9	1.6	0.4
Railway maintenance of way equipment & parts, parts for all railcars, & other railway vehicles.....		336510-54	06/84	166.6	167.1	168.0	1.8	0.5
Air brake and other brake equipment.....		336510-541	06/84	117.5	—	120.2	2.3	—
Railway maintenance of way & all other railroad and streetcar equipment, parts and accessories.....		336510-542	06/84	172.6	173.2	173.6	1.7	0.2
Secondary products and miscellaneous receipts.....		336510-SM						
Miscellaneous receipts.....		336510-M	06/84	141.8	142.3	147.2	3.8	3.4
Secondary products.....		336510-S1	12/11	100.1	100.2	101.4	1.3	1.2
Ship and boat building.....	3366		12/84	235.6	236.0	236.3	2.8	0.1
Ship and boat building.....	33661		12/84	235.6	236.0	236.3	2.8	0.1
Ship building and repairing.....	336611		12/85	212.4	212.5	212.9	2.5	0.2
Primary products.....		336611-P	12/85	207.9	208.0	208.3	1.9	0.1
Ship repair, nonmilitary.....		336611-A	12/85	211.2	211.2	211.2	2.0	0.0
Military self-propelled ships, new construction.....		336611-5	12/85	187.9	187.9	188.5	1.0	0.3
Ship repair, military.....		336611-8	12/85	195.4	195.4	195.4	0.0	0.0
Nonmilitary self-propelled ships, new construction.....		336611-9	12/85	350.5	350.5	350.5	7.0	0.0
Secondary products and miscellaneous receipts.....		336611-SM1						
Boat building.....	336612		12/81	297.6	299.5	299.2	3.6	-0.1
Primary products.....		336612-P	12/81	297.8	299.9	299.6	3.7	-0.1
Outboard motorboats, including commercial and military (except sailboats and lifeboats).....		336612-1	12/81	346.8	347.3	345.6	3.6	-0.5
Outboard motorboats, wood or metal, incl. comm. and military (exc. sailboats and lifeboats).....		336612-11	06/11	132.9	132.9	131.0	2.3	-1.4
Outboard motorboats, plastics/fiberglass, incl. comm. and mil. (exc. sailboats and lifeboats).....		336612-14	06/11	131.6	132.0	132.5	4.7	0.4
Inboard motorboats, including commercial and military (except sailboats and lifeboats).....		336612-3	12/81	294.1	294.1	295.7	3.0	0.5
Inboard cabin cruisers, including commercial and military (except sailboats and lifeboats).....		336612-31	06/11	120.4	120.4	121.3	2.6	0.7
Other inboard motorboats, including commercial and military (except sailboats and lifeboats).....		336612-32	06/11	125.6	125.6	126.1	3.4	0.4
Inboard-outdrive boats, including commercial and military (except sailboats and lifeboats).....		336612-5	12/81	243.8	250.7	250.9	5.2	0.1
All other inboard-outdrive boats, incl. comm. and military (except sailboats and lifeboats).....		336612-52	06/11	117.5	121.7	121.7	6.0	0.0
Secondary products and miscellaneous receipts.....		336612-SM						
Miscellaneous receipts.....		336612-M	12/88	250.8	250.8	250.8	2.2	0.0
Secondary products.....		336612-S	12/81	294.2	294.2	294.2	2.0	0.0
Other transportation equipment manufacturing.....	3369		12/03	117.7	117.6	117.9	0.9	0.3
Other transportation equipment manufacturing.....	33699		12/03	117.7	117.6	117.9	0.9	0.3
Motorcycle, bicycle, and parts mfg.....	336991		12/84	152.8	152.8	152.8	1.4	0.0
Primary products.....		336991-P	12/84	157.9	157.9	157.9	1.5	0.0
Motorcycles, including three-wheel motorbikes, motorscooters, mopeds, and parts.....		336991-3	12/84	179.0	179.0	179.0	0.0	0.0
Bicycles, including parts (excluding children's 2-wheel sidewalk cycles).....		336991-4	12/84	154.5	153.9	154.0	13.0	0.1
Cycles, all types, tubular construction.....		336991-42	12/98	133.1	132.1	132.2	3.6	0.1
Parts for bicycles, unicycles, and adult tricycles.....		336991-45	12/84	156.1	156.1	156.1	23.4	0.0
Secondary products and miscellaneous receipts.....		336991-SM						
Secondary products.....		336991-S	12/84	144.9	149.4	—	—	—
All other transportation equipment mfg.....	336999		12/03	117.1	117.1	117.4	0.4	0.3
Primary products.....		336999-P	12/03	115.8	115.7	116.1	0.2	0.3
All-terrain vehicles and parts.....		336999-4	06/08	101.9	101.8	102.2	0.1	0.4
All other miscellaneous transportation equipment.....		336999-6	06/08	106.1	106.4	106.2	0.5	-0.2
Secondary products and miscellaneous receipts.....		336999-SM						
Miscellaneous receipts.....		336999-M	12/03	119.8	119.9	119.9	7.1	0.0
Secondary products.....		336999-S	12/03	144.2	144.2	144.2	0.1	0.0
Furniture & related product mfg.....	337		12/84	211.2	212.5	213.0	2.3	0.2
HH & institutional furniture & kitchen cabinet mfg.....	3371		12/84	202.1	203.6	204.6	3.0	0.5
Wood kitchen cabinet & countertop mfg.....	33711		12/03	133.5	134.1	134.1	1.1	0.0
Wood kitchen cabinet and countertop mfg.....	337110		06/84	225.4	226.4	226.3	1.1	0.0

See footnotes at end of table.

Table 11. Producer price indexes for the net output of selected industries and their products, not seasonally adjusted — Continued

Industry and product ¹	Industry code	Product code	Index base	Index			Percent change to Jan. 2020 from:	
				Sept. 2019 ²	Dec. 2019 ²	Jan. 2020 ²	Jan. 2019	Dec. 2019
Wood kitchen cabinet and countertop mfg - Continued								
Primary products.....		337110-P	12/03	134.0	134.7	134.6	1.1	-0.1
Custom wood kitchen cabinets, bathroom vanities, and related cabinet sold directly to customers.....		337110-H	03/04	118.9	120.1	120.1	0.3	0.0
Stock wood kitchen cabinets and related cabinetwork for permanent installation. ...		337110-1	06/84	226.1	226.9	226.9	2.5	0.0
Custom wood kitchen cabinets and related cabinetwork not sold direct to customer at retail.....		337110-4	06/84	262.1	262.8	262.7	0.3	0.0
Secondary products and miscellaneous receipts.....		337110-SM						
Household & institutional furniture mfg.....	33712		12/03	138.9	140.1	141.2	3.9	0.8
Upholstered household furniture mfg.....	337121		06/82	201.8	202.3	202.2	2.7	0.0
Primary products.....		337121-P	06/82	199.4	199.8	199.7	1.0	-0.1
Upholstered household furniture, excl. dual-purpose sleep furniture.....		337121-1	06/82	196.6	196.9	196.8	1.0	-0.1
Upholstered household sofas, davenports, settees, and loveseats, except custom.....		337121-11	06/82	193.1	193.3	193.3	0.8	0.0
Upholstered household sectional sofa pieces, except custom.....		337121-12	12/87	174.6	174.7	174.8	0.4	0.1
Other upholstered household furniture, including custom sold at retail.....		337121-15	06/05	139.7	140.0	139.9	5.7	-0.1
Dual-purpose sleep furniture incl. futon, conv. sofa, jackknife & chair beds, except custom.....		337121-4	06/89	215.9	218.8	218.8	0.7	0.0
Secondary products and miscellaneous receipts.....		337121-SM						
Miscellaneous receipts.....		337121-M	06/05	158.7	158.7	158.7	10.6	0.0
Secondary products.....		337121-S1	09/15	105.0	-	105.9	2.3	-
Nonupholstered wood household furniture mfg.....	337122		12/79	289.6	285.3	292.9	1.8	2.7
Primary products.....		337122-P	12/79	300.9	299.5	304.1	1.3	1.5
Infants' and children's wood furniture, except custom.....		337122-A	12/04	141.7	141.8	139.1	-1.2	-1.9
Custom nonupholstered wood household furniture sold direct, excl. kitchen cabinets and vanities.....		337122-J	06/12	100.7	103.6	102.6	-1.5	-1.0
Wood household den, family room, library, and living room furniture, except custom.....		337122-1	12/79	300.0	294.5	303.0	0.9	2.9
Wood dining room and kitchen furniture, excl. cabinets, except custom.....		337122-4	12/79	343.4	338.1	346.8	1.2	2.6
Wood bedroom furniture, except custom.....		337122-8	12/79	297.4	298.2	300.5	2.1	0.8
Secondary products and miscellaneous receipts.....		337122-SM						
Secondary products.....		337122-S	12/79	232.1	218.1	235.5	4.2	8.0
Metal household furniture mfg.....	337124		06/84	192.0	211.8	211.8	12.6	0.0
Primary products.....		337124-P	06/84	189.9	213.3	213.3	15.0	0.0
Metal dining room, and kitchen furniture, incl. padded and plain chairs and stools.....		337124-1	06/84	155.0	206.2	206.2	40.8	0.0
Metal outdoor and casual furniture, incl. beach, lawn, garden and porch.....		337124-6	06/84	275.2	278.2	278.2	3.3	0.0
Other nonupholstered metal household furniture.....		337124-8	06/84	143.7	151.3	151.3	5.4	0.0
Secondary products and miscellaneous receipts.....		337124-SM						
Secondary products.....		337124-S	06/84	247.9	248.1	248.3	-0.7	0.1
Household furniture, except wood or metal, mfg.....	337125		12/85	136.0	135.1	135.8	-0.1	0.5
Primary products.....		337125-P	12/85	139.8	138.0	138.3	-1.1	0.2
Nonupholstered household furniture (except wood and metal).....		337125-0	12/85	139.8	138.0	138.3	-1.1	0.2
Institutional furniture mfg.....	337127		12/03	152.3	152.9	155.1	5.1	1.4
Primary products.....		337127-P	12/03	153.0	153.4	155.6	5.2	1.4
Other institutional furniture.....		337127-B	12/11	118.3	119.0	119.7	4.7	0.6
School furniture (except stone and concrete), excl. library furniture.....		337127-1	12/84	260.7	260.7	273.2	-	4.8
Public building and related furniture, excl. bar, bowling, cafeteria, restaurant and school.....		337127-5	12/84	231.0	231.1	231.5	3.1	0.2
Public furniture (bar, bowling center, cafeteria, and restaurant).....		337127-8	12/03	136.0	136.4	138.9	9.2	1.8
Secondary products and miscellaneous receipts.....		337127-SM						
Secondary products.....		337127-S	12/03	148.4	-	-	-	-
Office furniture (including fixtures) mfg.....	3372		12/03	151.9	153.1	152.6	1.7	-0.3
Office furniture (including fixtures) mfg.....	33721		12/03	151.9	153.1	152.6	1.7	-0.3
Wood office furniture mfg.....	337211		06/85	217.8	218.3	219.7	2.9	0.6
Primary products.....		337211-P	06/85	220.3	220.6	222.2	2.9	0.7
Wood office furniture panel systems, desking systems, and other wood office furniture.....		337211-A	06/98	145.4	145.4	145.9	1.9	0.3
Wood office seating, including upholstered.....		337211-1	06/98	155.6	156.4	158.2	4.1	1.2
Wood office desks and desk extensions.....		337211-4	06/85	239.8	239.8	241.2	3.0	0.6
Wood office files, storage units, and tables.....		337211-7	06/98	160.4	160.4	161.1	1.6	0.4
Secondary products and miscellaneous receipts.....		337211-SM						
Secondary products.....		337211-S	06/85	186.3	187.5	187.7	2.3	0.1
Custom architectural woodwork and millwork.....	337212		12/03	138.7	139.1	140.7	4.1	1.2
Primary products.....		337212-P	12/03	135.4	135.4	137.1	3.9	1.3
Custom architectural woodwork, millwork, and fixtures.....		337212-0	12/03	135.4	135.4	137.1	3.9	1.3
Secondary products and miscellaneous receipts.....		337212-SM						

See footnotes at end of table.

Table 11. Producer price indexes for the net output of selected industries and their products, not seasonally adjusted — Continued

Industry and product ¹	Industry code	Product code	Index base	Index			Percent change to Jan. 2020 from:	
				Sept. 2019 ²	Dec. 2019 ²	Jan. 2020 ²	Jan. 2019	Dec. 2019
Office furniture, except wood, mfg.	337214		12/79	315.0	316.1	311.8	1.4	-1.4
Primary products.		337214-P	12/79	316.1	317.3	312.4	1.6	-1.5
Office seating, including upholstered, except wood.		337214-1	12/79	259.5	259.6	254.1	-2.5	-2.1
Office files, storage units, and tables, except wood.		337214-7	06/95	175.4	177.7	171.1	-1.7	-3.7
Secondary products and miscellaneous receipts.		337214-SM						
Showcases, partitions, shelving, and lockers mfg.	337215		12/03	156.2	159.6	158.4	-0.7	-0.8
Primary products.		337215-P	12/03	138.8	142.1	140.9	-1.2	-0.8
Storage racks and accessories, except wood.		337215-E	12/83	194.3	195.5	195.8	-5.1	0.2
Fixtures (bank, office, and store), except wood.		337215-G	12/83	234.7	239.8	243.7	1.4	1.6
Wood furniture dimensions and nonwood furniture parts and frames.		337215-L	12/06	121.7	127.5	123.6	7.0	-3.1
Fixtures (bank, office, and store), wood, except custom.		337215-5	12/83	176.2	179.4	177.4	0.7	-1.1
Secondary products and miscellaneous receipts.		337215-SM						
Miscellaneous receipts.		337215-M	12/03	—	475.0	—	—	—
Secondary products.		337215-S	12/03	135.5	138.9	138.2	8.1	-0.5
Other furniture related product mfg.	3379		12/03	145.4	145.3	146.4	1.0	0.8
Mattress mfg.	33791		12/03	151.6	151.7	152.6	0.5	0.6
Mattress mfg.	337910		06/83	212.4	212.5	213.7	0.5	0.6
Primary products.		337910-P	06/83	210.9	210.9	212.3	0.7	0.7
Sleep system ensembles and mattresses, excl. conventional waterbeds.		337910-A	05/96	174.8	174.8	174.8	0.0	0.0
Mattress and foundation sets.		337910-E	12/03	128.4	128.4	128.4	0.1	0.0
Innerspring mattresses, excluding crib-size.		337910-1	01/04	159.1	159.1	161.8	1.7	1.7
Other mattresses, including crib, foam, waterbed mattresses and mattress inserts.		337910-4	06/83	210.1	209.8	209.9	0.0	0.0
Foundations, excl. innerspring units, hybrid-type flotation, ensembles, and adjustable units.		337910-7	12/03	169.0	169.5	169.6	0.4	0.1
Secondary products and miscellaneous receipts.		337910-SM						
Secondary products.		337910-S	12/03	88.5	88.4	88.4	-10.8	0.0
Blind & shade mfg.	33792		12/03	134.1	133.5	135.6	3.8	1.6
Blind and shade mfg.	337920		06/84	203.5	202.6	205.9	3.8	1.6
Primary products.		337920-P	06/84	201.8	200.2	204.5	5.0	2.1
Secondary products and miscellaneous receipts.		337920-SM						
Miscellaneous receipts.		337920-M	06/84	243.0	247.9	247.9	2.0	0.0
Miscellaneous mfg.	339		12/03	127.0	127.3	127.9	1.7	0.5
Medical equipment & supplies mfg.	3391		12/03	120.2	120.2	120.9	1.2	0.6
Medical equipment & supplies mfg.	33911		12/03	120.2	120.2	120.9	1.2	0.6
Surgical and medical instrument mfg.	339112		06/82	141.9	141.7	143.1	0.6	1.0
Primary products.		339112-P	06/82	143.0	142.9	144.3	0.6	1.0
Surgical and medical instruments.		339112-0	06/82	137.1	136.9	138.3	0.6	1.0
Surgical and orthopedic instruments.		339112-01	06/12	107.6	107.5	108.9	1.2	1.3
Surgical and medical syringes and hypodermic needles.		339112-03	06/12	99.7	—	—	—	—
Surgical and medical catheters.		339112-05	06/82	116.4	113.7	118.0	-0.8	3.8
Other surgical and medical apparatus and instruments, excluding parts.		339112-06	06/12	96.7	97.8	97.9	0.6	0.1
Parts for surgical and medical apparatus and instruments.		339112-09	06/12	111.9	111.3	113.0	0.9	1.5
Secondary products and miscellaneous receipts.		339112-SM						
Miscellaneous receipts.		339112-M	01/83	168.3	—	—	—	—
Secondary products.		339112-S	10/82	119.1	119.3	119.9	0.8	0.5
Surgical appliance and supplies mfg.	339113		06/83	212.8	212.1	214.2	1.7	1.0
Primary products.		339113-P	06/83	216.4	215.5	217.6	1.7	1.0
Medical and surgical appliances and supplies, incl. orthopedic, prosthetic, and therapeutic.		339113-2	06/83	211.2	210.0	212.1	1.9	1.0
Other orthopedic and prosthetic appliances.		339113-22	12/03	97.5	97.5	97.5	0.0	0.0
Other medical and surgical appliances and supplies.		339113-27	12/03	125.8	124.6	126.4	3.4	1.4
Hospital beds and specialized hospital furniture.		339113-4	12/11	114.0	114.1	114.7	1.2	0.5
Personal industrial and nonindustrial safety equipment and clothing.		339113-6	06/83	237.5	—	239.7	1.2	—
Secondary products and miscellaneous receipts.		339113-SM						
Miscellaneous receipts.		339113-M	07/88	222.5	222.6	225.7	1.7	1.4
Secondary products.		339113-S	06/83	156.5	156.4	156.6	0.7	0.1
Dental equipment and supplies mfg.	339114		06/85	405.8	414.3	395.5	0.7	-4.5
Primary products.		339114-P	06/85	388.0	398.0	375.2	0.2	-5.7
Dental professional equipment and supplies.		339114-1	06/97	189.4	190.4	179.5	-4.9	-5.7
Professional dental equipment.		339114-11	06/85	283.8	285.6	293.7	3.7	2.8
Professional dental supplies.		339114-12	06/85	287.4	288.8	254.4	-11.1	-11.9
Secondary products and miscellaneous receipts.		339114-SM						
Miscellaneous receipts.		339114-M	06/85	278.5	278.5	278.6	0.2	0.0
Ophthalmic goods mfg.	339115		12/83	156.3	157.3	158.3	2.3	0.6

See footnotes at end of table.

Table 11. Producer price indexes for the net output of selected industries and their products, not seasonally adjusted — Continued

Industry and product ¹	Industry code	Product code	Index base	Index			Percent change to Jan. 2020 from:	
				Sept. 2019 ²	Dec. 2019 ²	Jan. 2020 ²	Jan. 2019	Dec. 2019
Ophthalmic goods mfg - Continued								
Primary products.....		339115-P	12/83	152.5	153.7	154.7	2.6	0.7
Ophthalmic goods, other types, including prescription ground eyeglass lenses.....		339115-B	12/83	149.8	154.1	156.0	4.1	1.2
Ophthalmic fronts, temples, and focal and contact lenses.....		339115-9	12/11	107.4	107.0	107.4	1.8	0.4
Secondary products and miscellaneous receipts.....		339115-SM						
Other miscellaneous mfg.....	3399		12/85	181.1	181.8	182.5	2.2	0.4
Jewelry & silverware mfg.....	33991		12/85	217.6	216.2	219.1	3.8	1.3
Jewelry and silverware mfg.....	339910		12/11	102.6	101.9	103.3	3.8	1.4
Primary products.....		339910-P	12/11	101.9	101.1	102.6	4.3	1.5
Silverware and hollowware, precious solid or clad metal.....		339910-2	06/85	268.1	—	268.1	0.0	—
Costume jewelry and novelties.....		339910-4	12/03	136.0	140.3	139.5	6.7	-0.6
Jewelers' findings and materials, precious metal.....		339910-5	12/91	303.8	304.5	304.7	14.9	0.1
Lapidary work, except for watch jewels.....		339910-7	09/16	100.6	100.6	100.9	0.3	0.3
All other jewelry and personal goods (excluding costume).....		339910-8	12/11	97.5	96.6	97.9	2.8	1.3
Secondary products and miscellaneous receipts.....		339910-SM						
Miscellaneous receipts.....		339910-M	12/11	115.0	115.1	116.1	1.1	0.9
Sporting & athletic goods mfg.....	33992		12/03	122.2	126.1	125.4	5.3	-0.6
Sporting and athletic goods mfg.....	339920		12/85	149.9	154.6	153.7	5.3	-0.6
Primary products.....		339920-P	12/85	140.8	144.3	142.5	2.5	-1.2
Other sporting and athletic goods.....		339920-A	12/85	145.8	145.8	148.3	3.2	1.7
Golf equipment, excluding apparel and shoes.....		339920-4	12/85	77.3	—	78.2	1.4	—
Playground equipment.....		339920-5	06/92	291.3	291.3	299.4	5.2	2.8
Gymnasium and exercise equipment.....		339920-7	06/92	129.4	129.4	129.4	2.0	0.0
Secondary products and miscellaneous receipts.....		339920-SM						
Secondary products.....		339920-S	12/85	169.6	172.4	176.8	8.3	2.6
Doll, toy & game mfg.....	33993		12/03	125.4	125.9	126.8	1.2	0.7
Doll, toy, and game mfg.....	339930		06/85	151.5	152.1	153.2	1.2	0.7
Primary products.....		339930-P	06/85	153.5	154.2	154.3	0.7	0.1
Models (operating & static), craft kits/supply, natural science kits, & collectors' miniatures.....		339930-6	06/85	220.1	222.3	223.6	3.0	0.6
Nonelectronic games and puzzles, including parts.....		339930-7	06/99	121.0	121.0	121.0	-0.2	0.0
Other nonelectronic toys, including parts.....		339930-8	06/85	139.6	140.1	140.1	0.4	0.0
Secondary products and miscellaneous receipts.....		339930-SM						
Office supplies (exc paper) mfg.....	33994		12/85	167.0	166.5	166.9	1.2	0.2
Office supplies, except paper, mfg.....	339940		12/11	114.3	113.9	114.2	1.2	0.3
Primary products.....		339940-P	12/11	110.6	110.2	110.3	1.3	0.1
Pens, mechanical pencils, markers, and associated parts.....		339940-1	12/85	194.2	194.2	194.2	3.8	0.0
Lead pencils, art goods, office supplies & small office equipment, excluding paper.....		339940-2	12/03	122.5	122.5	122.6	1.2	0.1
Marking devices.....		339940-3	12/85	166.5	167.5	168.8	1.4	0.8
Secondary products and miscellaneous receipts.....		339940-SM						
Miscellaneous receipts.....		339940-M	12/11	137.1	137.1	137.1	0.0	0.0
Secondary Products.....		339940-S	12/11	107.7	107.8	110.7	4.2	2.7
Sign mfg.....	33995		12/03	127.3	127.6	128.0	1.4	0.3
Sign mfg.....	339950		12/85	185.0	185.4	186.0	1.4	0.3
Primary products.....		339950-P	12/85	179.5	180.0	180.7	1.5	0.4
Electric signs and displays, including trade show exhibits.....		339950-1	12/85	163.5	163.5	164.8	-0.5	0.8
Nonelectric signs and displays, including trade show exhibits.....		339950-4	12/85	205.6	206.7	206.9	3.2	0.1
Secondary products and miscellaneous receipts.....		339950-SM						
All other misc mfg.....	33999		12/03	136.2	135.9	136.7	1.2	0.6
Gasket, packing, and sealing device mfg.....	339991		12/85	194.6	194.6	196.7	1.5	1.1
Primary products.....		339991-P	12/85	200.4	200.4	202.7	1.4	1.1
Axial mechanical face seals, including parts.....		339991-B	05/16	112.7	—	119.3	5.9	—
Compression packing.....		339991-1	12/85	233.0	233.0	236.1	1.3	1.3
Molded packing and seals.....		339991-2	06/07	122.5	122.4	123.7	1.6	1.1
Nonmetallic gaskets and gasketing.....		339991-3	12/85	215.9	215.9	216.0	0.4	0.0
Metallic gaskets and machined seals.....		339991-7	12/85	267.1	267.1	267.5	0.1	0.1
Rotary oil seals.....		339991-9	12/90	138.7	138.7	141.1	2.5	1.7
Secondary products and miscellaneous receipts.....		339991-SM						
Miscellaneous receipts.....		339991-M	06/97	129.6	129.9	129.9	1.3	0.0
Secondary products.....		339991-S	12/85	137.1	137.3	138.9	2.2	1.2
Musical instrument mfg.....	339992		06/85	243.3	243.2	243.5	0.9	0.1
Primary products.....		339992-P	06/85	242.7	242.6	242.9	1.0	0.1

See footnotes at end of table.

Table 11. Producer price indexes for the net output of selected industries and their products, not seasonally adjusted — Continued

Industry and product ¹	Industry code	Product code	Index base	Index			Percent change to Jan. 2020 from:	
				Sept. 2019 ²	Dec. 2019 ²	Jan. 2020 ²	Jan. 2019	Dec. 2019
Musical instrument mfg - Continued								
Nonelectronic pianos, organs, and nonelectronic pianos and organ parts, excluding benches.....		339992-A	12/09	148.9	148.9	—	—	—
Other musical instruments and parts.....		339992-7	06/85	229.5	229.3	229.7	0.5	0.2
Other electronic musical instruments, excluding electronic organs.....		339992-71	12/09	121.2	121.2	122.1	0.7	0.7
Other nonelectronic musical instruments.....		339992-72	06/99	133.6	133.6	133.6	0.5	0.0
Parts and accessories for other musical instruments, sold separately, excl. benches & cases.....		339992-73	06/85	187.4	187.2	187.2	0.3	0.0
Secondary products and miscellaneous receipts.....		339992-SM						
Miscellaneous receipts.....		339992-M	06/85	257.7	257.7	257.7	0.0	0.0
Fastener, button, needle, and pin mfg.....	339993		12/85	202.3	203.0	203.2	0.9	0.1
Primary products.....		339993-P	12/85	209.1	209.9	210.1	1.0	0.1
Fasteners, zippers, buttons, needles, pins, and buckles (except precious metal) ...		339993-0	12/85	209.1	209.9	210.1	1.0	0.1
Secondary products and miscellaneous receipts.....		339993-SM						
Broom, brush, and mop mfg.....	339994		12/85	186.8	188.1	187.6	2.2	-0.3
Primary products.....		339994-P	12/85	190.7	190.9	191.4	2.5	0.3
Brooms, mops and dusters.....		339994-1	12/85	218.6	218.9	219.8	6.8	0.4
Brooms.....		339994-11	06/07	129.1	129.1	130.1	5.6	0.8
Mops and dusters, including refills.....		339994-13	06/07	123.6	124.0	124.0	7.9	0.0
Paint and varnish brushes, paint holders, pads, roller frames and rollers.....		339994-3	12/85	160.5	161.4	161.0	2.2	-0.2
Paint and varnish brushes.....		339994-31	06/07	113.8	113.8	114.7	3.1	0.8
Paint holders, pads, roller frames and rollers.....		339994-32	06/07	100.0	101.0	100.1	1.7	-0.9
Other types of brushes.....		339994-5	12/85	197.4	197.4	197.9	0.7	0.3
Personal brushes.....		339994-51	06/07	105.4	105.4	105.4	0.0	0.0
All other types of brushes, except personal.....		339994-52	06/07	136.1	136.1	136.9	1.6	0.6
Secondary and miscellaneous receipts.....		339994-SM						
Secondary products.....		339994-S	12/85	181.8	181.8	180.6	0.2	-0.7
Burial casket mfg.....	339995		12/84	381.6	387.8	389.1	5.1	0.3
Primary products.....		339995-P	12/84	383.2	389.0	390.4	5.0	0.4
Metal burial caskets and coffins, completely lined and trimmed, adult sizes only. ...		339995-1	12/84	397.5	408.0	408.0	6.6	0.0
Wood burial caskets and coffins, completely lined and trimmed, adult sizes only. ...		339995-4	12/84	428.1	428.1	432.2	4.2	1.0
Other burial caskets and coffins, including burial boxes and vaults (except concrete and stone).....		339995-5	12/84	279.4	279.5	281.2	0.6	0.6
Secondary products and miscellaneous receipts.....		339995-SM						
Secondary products.....		339995-S1	06/12	127.4	—	—	—	—
All other miscellaneous mfg.....	339999		12/85	173.4	172.1	173.2	0.6	0.6
Primary products.....		339999-P	12/85	185.2	183.4	184.8	0.6	0.8
Mirror and picture frames and framed pictures.....		339999-E	06/84	208.6	212.6	213.9	3.1	0.6
All other miscellaneous fabricated products, incl. fire extinguishers and umbrellas.....		339999-L	12/85	214.3	209.5	212.7	0.0	1.5
Candles, including tapers.....		339999-5	12/85	187.0	187.0	187.0	0.2	0.0
Secondary products and miscellaneous receipts.....		339999-SM						
Secondary products.....		339999-S	12/85	144.7	145.1	145.6	1.4	0.3
Services industries								
Merchant wholesalers, durable goods.....	423		06/04	146.7	149.6	147.7	2.7	-1.3
Motor vehicle and parts merchant wholesalers.....	4231		05/19	96.9	102.9	100.5	3.6	-2.3
Motor vehicle and parts merchant wholesalers.....	42310		05/19	96.9	102.9	100.5	3.6	-2.3
Motor vehicle and parts merchant wholesalers.....	423100		05/19	96.9	102.9	100.5	3.6	-2.3
Primary services.....		423100-P	02/09	123.5	131.0	128.1	3.3	-2.2
Motor vehicle and parts wholesaler services.....		423100-1	02/09	123.5	131.0	128.1	3.3	-2.2
Furniture and home furnishing merchant wholesalers.....	4232		05/19	105.5	102.9	102.0	5.0	-0.9
Furniture and home furnishing merchant wholesalers.....	42320		05/19	105.5	102.9	102.0	5.0	-0.9
Furniture and home furnishing merchant wholesalers.....	423200		05/19	105.4	102.9	102.0	5.0	-0.9
Primary services.....		423200-P	02/09	115.1	112.5	111.2	4.7	-1.2
Furniture and home furnishing wholesaler services.....		423200-1	02/09	115.1	112.5	111.2	4.7	-1.2
Lumber and other construction materials merchant wholesalers.....	4233		05/19	99.7	100.0	99.9	-0.7	-0.1
Lumber and other construction materials merchant wholesalers.....	42330		05/19	99.7	100.0	99.9	-0.7	-0.1
Lumber and other construction materials merchant wholesalers.....	423300		05/19	99.7	100.0	99.8	-0.8	-0.2
Primary services.....		423300-P	02/09	106.1	106.5	106.3	-0.7	-0.2
Lumber and other construction material wholesaler services.....		423300-1	02/09	106.1	106.5	106.3	-0.7	-0.2
Other receipts.....		423300-SM	05/19	100.0	99.0	99.2	—	0.2
Professional and commercial equipment and supplies merchant wholesalers.....	4234		05/19	99.5	101.1	97.8	2.3	-3.3
Professional and commercial equipment and supplies merchant wholesalers.....	42340		05/19	99.5	101.1	97.8	2.3	-3.3

See footnotes at end of table.

Table 11. Producer price indexes for the net output of selected industries and their products, not seasonally adjusted — Continued

Industry and product ¹	Industry code	Product code	Index base	Index			Percent change to Jan. 2020 from:	
				Sept. 2019 ²	Dec. 2019 ²	Jan. 2020 ²	Jan. 2019	Dec. 2019
Professional and commercial equipment and supplies merchant wholesalers.	423400		05/19	99.4	101.0	97.7	2.2	-3.3
Primary services.		423400-P	02/09	117.2	119.4	114.7	0.4	-3.9
Professional and commercial equipment and supplies wholesaler services.		423400-1	02/09	117.2	119.4	114.7	0.4	-3.9
Metal and mineral (except petroleum) merchant wholesalers.	4235		05/19	104.6	100.8	103.9	0.7	3.1
Metal and mineral (except petroleum) merchant wholesalers.	42350		05/19	104.6	100.8	103.9	0.7	3.1
Metal and mineral (except petroleum) merchant wholesalers.	423500		05/19	104.7	100.8	104.0	0.8	3.2
Primary services.		423500-P	02/09	152.6	147.1	150.8	1.5	2.5
Metals and minerals wholesaler services.		423500-1	02/09	152.6	147.1	150.8	1.5	2.5
Household appliances and electrical and electronic goods merchant wholesalers.	4236		05/19	100.6	103.6	102.2	7.4	-1.4
Household appliances and electrical and electronic goods merchant wholesalers.	42360		05/19	100.6	103.6	102.2	7.4	-1.4
Household appliances and electrical and electronic goods merchant wholesalers.	423600		05/19	100.6	103.6	102.2	7.4	-1.4
Primary services.		423600-P	02/09	113.1	116.9	115.1	7.6	-1.5
Household appliances, electrical, and electronics wholesaler services.		423600-1	02/09	113.1	116.9	115.1	7.6	-1.5
Hardware, plumbing and heating equipment and supplies merchant wholesalers.	4237		05/19	99.2	96.0	99.8	3.3	4.0
Hardware, plumbing and heating equipment and supplies merchant wholesalers.	42370		05/19	99.2	96.0	99.8	3.3	4.0
Hardware, plumbing, and heating equipment and supplies merchant wholesalers.	423700		05/19	99.2	96.0	99.8	3.3	4.0
Primary services.		423700-P	02/09	103.2	99.3	103.9	3.9	4.6
Hardware, plumbing, and heating equipment and supplies wholesaler services.		423700-1	02/09	103.2	99.3	103.9	3.9	4.6
Machinery, equipment, and supplies merchant wholesalers.	4238		05/19	101.1	102.3	101.9	1.0	-0.4
Machinery, equipment, and supplies merchant wholesalers.	42380		05/19	101.1	102.3	101.9	1.0	-0.4
Machinery and supply merchant wholesalers.	423800		05/19	101.1	102.4	101.9	1.0	-0.5
Primary services.		423800-P	02/09	153.6	155.8	154.7	1.0	-0.7
Machinery and supply wholesaler services.		423800-1	02/09	153.6	155.8	154.7	1.0	-0.7
Other receipts.		423800-SM	05/19	100.5	100.9	101.4	—	0.5
Miscellaneous durable goods merchant wholesalers (except materials recyclers).	4239		05/19	101.9	106.5	104.6	-0.5	-1.8
Miscellaneous durable goods merchant wholesalers (except materials recyclers).	42390		05/19	101.9	106.5	104.6	-0.5	-1.8
Miscellaneous durable goods, except recyclable material, merchant wholesalers.	423900		05/19	101.9	106.4	104.5	-0.6	-1.8
Primary services.		423900-P	02/09	84.9	88.8	87.1	-0.3	-1.9
Miscellaneous durable goods wholesaler services.		423900-1	02/09	84.9	88.8	87.1	-0.3	-1.9
Merchant wholesalers, nondurable goods.	424		06/05	165.4	164.2	164.7	2.2	0.3
Merchant wholesalers, nondurable goods.	4240		06/05	165.4	164.2	164.7	2.2	0.3
Merchant wholesalers, nondurable goods.	42400		06/05	165.4	164.2	164.7	2.2	0.3
Merchant wholesalers, nondurable goods.	424000		12/04	171.2	169.9	170.4	2.2	0.3
Primary services.		424000-P	12/04	171.5	170.2	170.7	2.2	0.3
Wholesale distribution of paper and paper products.		424000-A	02/09	127.8	130.8	130.9	11.4	0.1
Wholesale distribution of drugs and druggists' sundries.		424000-2	02/09	157.0	154.6	152.7	8.8	-1.2
Wholesale distribution of apparel, piece goods, and notions.		424000-3	02/09	122.2	123.0	121.1	2.5	-1.5
Wholesale distribution of grocery and related products.		424000-4	02/09	106.8	104.9	105.6	-1.3	0.7
Wholesale distribution of poultry, meat, fish and seafood, dairy, and fruits and vegetables.		424000-41	06/13	126.4	122.8	125.2	-1.2	2.0
Wholesale distribution of packaged frozen food and canned food.		424000-42	06/13	130.3	130.3	135.7	-5.4	4.1
Wholesale distribution of baked goods, spices, soft drinks, and all other groceries.		424000-43	06/13	110.0	108.0	105.6	0.8	-2.2
Wholesale distribution of farm product raw materials.		424000-5	02/09	96.7	99.2	96.7	-14.6	-2.5
Wholesale distribution of chemicals and allied products.		424000-6	02/09	115.8	110.9	114.8	4.6	3.5
Wholesale distribution of petroleum and petroleum products.		424000-7	02/09	113.7	116.4	116.5	1.6	0.1
Wholesale distribution of beer, wine, and distilled alcoholic beverages.		424000-8	02/09	120.2	120.6	121.0	1.6	0.3
Wholesale distribution of miscellaneous nondurable goods.		424000-9	02/09	149.4	146.3	149.8	-0.5	2.4
Other receipts.		424000-SM	12/04	107.4	107.9	107.9	0.7	0.0
Material recyclers.	429930		12/86	273.3	277.6	306.8	-5.1	10.5
Primary products.		429930-P	12/86	267.7	271.8	300.0	-6.2	10.4
Ferrous metal scrap.		429930-1	12/86	320.4	324.7	372.6	-10.8	14.8
Carbon steel scrap.		429930-11	12/86	325.5	334.4	384.2	-12.2	14.9
Heavy melting scrap.		429930-111	12/86	356.0	370.1	405.6	-12.7	9.6
Carbon steel scrap bundles.		429930-112	12/86	318.0	328.4	368.9	-18.7	12.3
Shredded carbon steel scrap.		429930-113	12/86	217.7	221.6	255.4	-10.7	15.3
Cut plate and structural scrap.		429930-114	12/86	343.3	362.7	394.1	-13.5	8.7
Other carbon steel scrap.		429930-115	12/86	285.0	—	—	—	—
Stainless and alloy steel scrap.		429930-12	12/86	525.7	445.8	495.9	15.0	11.2
Cast iron scrap.		429930-13	12/86	181.9	177.7	215.7	-16.5	21.4
Other ferrous scrap.		429930-14	06/06	76.0	91.2	98.7	-1.5	8.2
Nonferrous metal scrap.		429930-2	12/86	374.4	394.8	426.3	11.9	8.0

See footnotes at end of table.

Table 11. Producer price indexes for the net output of selected industries and their products, not seasonally adjusted — Continued

Industry and product ¹	Industry code	Product code	Index base	Index			Percent change to Jan. 2020 from:	
				Sept. 2019 ²	Dec. 2019 ²	Jan. 2020 ²	Jan. 2019	Dec. 2019
Material recyclers - Continued								
Copper base scrap.....		429930-21	12/86	412.4	426.8	439.6	-1.1	3.0
No 1 copper wire, heavy.....		429930-211	12/86	318.3	335.7	342.6	0.4	2.1
No 2 copper wire, mixed.....		429930-212	12/86	506.8	550.2	567.0	4.9	3.1
Yellow brass scrap.....		429930-213	12/86	444.2	437.5	—	—	—
Aluminum base scrap.....		429930-22	12/86	139.2	127.2	132.4	-17.6	4.1
Used beverage can scrap.....		429930-223	12/86	150.6	145.1	141.6	-18.5	-2.4
Other old aluminum base scrap.....		429930-224	12/86	100.7	97.7	105.6	-13.9	8.1
Other nonferrous scrap (including lead, zinc and precious metals).....		429930-23	12/86	2,323.5	2,707.8	3,059.0	49.0	13.0
Wastepaper.....		429930-3	12/86	74.3	67.3	72.7	-46.3	8.0
News and other low grade wastepaper.....		429930-31	12/86	45.3	30.7	45.1	-35.2	46.9
Corrugated wastepaper.....		429930-33	12/86	47.7	44.2	47.2	-50.2	6.8
High grade wastepaper (including pulp substitutes and deinking).....		429930-34	12/86	102.8	92.3	97.5	-36.7	5.6
Recyclable materials, excluding metals and paper.....		429930-4	12/86	143.0	132.8	130.8	-5.1	-1.5
Recyclable plastics.....		429930-42	06/96	80.9	75.5	71.8	-8.3	-4.9
Other receipts.....		429930-SM1						
Motor vehicle and parts dealers.....	441		12/03	149.2	148.9	148.2	2.5	-0.5
Automobile dealers.....	4411		12/03	143.3	142.7	142.4	2.2	-0.2
New car dealers.....	44111		12/99	158.2	157.5	157.1	2.1	-0.3
New car dealers.....	441110		12/99	158.2	157.6	157.2	2.1	-0.3
Primary services.....		441110-P	12/99	151.0	150.5	149.6	0.5	-0.6
Vehicle sales.....		441110-1	12/99	70.9	68.9	67.0	-2.6	-2.8
New vehicle sales.....		441110-101	12/99	59.1	59.4	57.8	-3.2	-2.7
Used vehicle sales.....		441110-102	12/99	84.7	80.6	78.3	-2.2	-2.9
Service labor and parts.....		441110-2	12/99	209.9	210.7	211.0	1.5	0.1
Other receipts.....		441110-SM	12/99	218.6	217.5	218.8	6.6	0.6
Recreational vehicle dealers.....	44121		06/01	128.5	128.6	128.2	0.9	-0.3
Recreational vehicle dealers.....	441210		06/01	128.5	128.6	128.2	0.9	-0.3
Primary services.....		441210-P	06/01	129.4	129.5	129.1	0.9	-0.3
Recreational vehicle dealer services.....		441210-1	06/01	129.4	129.5	129.1	0.9	-0.3
Boat dealers.....	441222		06/01	167.9	167.9	167.9	2.2	0.0
Primary services.....		441222-P	06/01	167.6	167.6	167.6	2.0	0.0
Boat dealer services.....		441222-1	06/01	167.6	167.6	167.6	2.0	0.0
Automotive parts, accessories and tire stores.....	4413		12/01	185.6	186.1	183.8	4.3	-1.2
Automotive parts and accessories stores.....	44131		12/03	202.9	203.6	201.2	5.7	-1.2
Automotive parts and accessories stores.....	441310		12/03	202.9	203.6	201.2	5.7	-1.2
Primary services.....		441310-P	12/03	202.9	203.6	201.2	5.7	-1.2
Automotive parts and accessories store services.....		441310-1	12/03	202.9	203.6	201.2	5.7	-1.2
Tire dealers.....	44132		12/03	137.6	138.0	136.2	1.8	-1.3
Tire dealers.....	441320		12/03	137.6	138.0	136.2	1.8	-1.3
Primary services.....		441320-P	12/03	137.8	138.1	136.3	1.8	-1.3
Tire dealer services.....		441320-1	12/03	137.8	138.1	136.3	1.8	-1.3
Furniture and home furnishings stores.....	442		12/03	145.5	143.4	147.3	4.2	2.7
Furniture stores.....	4421		12/03	141.9	140.0	143.1	3.7	2.2
Furniture stores.....	44211		12/03	141.9	140.0	143.1	3.7	2.2
Furniture stores.....	442110		06/03	143.8	141.9	145.1	3.7	2.3
Primary services.....		442110-P	06/03	144.7	143.2	145.8	4.2	1.8
Furniture store services.....		442110-1	06/03	144.7	143.2	145.8	4.2	1.8
Other receipts.....		442110-SM1	05/19	94.0	88.4	96.3	—	8.9
Floor covering stores.....	44221		12/03	151.3	149.1	153.8	4.8	3.2
Floor covering stores.....	442210		06/03	153.5	151.2	156.0	4.8	3.2
Primary services.....		442210-P	06/03	153.5	151.2	156.0	4.8	3.2
Floor covering store services.....		442210-1	06/03	153.5	151.2	156.0	4.8	3.2
Electronics and appliance stores.....	443		12/03	83.3	77.3	79.8	-0.4	3.2
Electronics and appliance stores.....	4431		12/03	83.3	77.4	79.8	-0.4	3.1
Electronics and appliance stores.....	44310		12/03	83.3	77.4	79.8	-0.4	3.1
Electronics and appliance stores.....	443100		12/11	93.3	86.6	89.3	-0.3	3.1
Primary products.....		443100-P	12/11	91.8	85.3	88.0	-0.2	3.2
Retailing of entertainment and communication products.....		443100-1	12/11	79.8	68.6	72.3	-0.6	5.4
Retailing of computers, hardware, software, and supplies.....		443100-2	06/03	54.1	53.0	55.5	-0.2	4.7
Retailing of major household appliances.....		443100-3	05/19	100.4	104.9	104.2	—	-0.7

See footnotes at end of table.

Table 11. Producer price indexes for the net output of selected industries and their products, not seasonally adjusted — Continued

Industry and product ¹	Industry code	Product code	Index base	Index			Percent change to Jan. 2020 from:	
				Sept. 2019 ²	Dec. 2019 ²	Jan. 2020 ²	Jan. 2019	Dec. 2019
Electronics and appliance stores - Continued								
Retailing of all other goods.....		443100-4	12/11	119.2	96.3	97.0	-7.2	0.7
Building material and garden equipment and supply dealers.....	444		12/03	153.6	149.7	150.6	3.2	0.6
Building material and supplies dealers.....	4441		12/03	155.0	151.3	152.9	3.2	1.1
Building material and supplies dealers.....	44410		12/03	155.0	151.3	152.9	3.2	1.1
Building materials and supplies dealers.....	444100		05/19	103.2	100.7	101.8	3.2	1.1
Primary services.....		444100-P	05/19	103.3	100.8	101.8	—	1.0
Building materials and supplies dealer services.....		444100-1	05/19	103.3	100.8	101.8	—	1.0
Retailing of building materials, paint, and hardware.....		444100-11	05/19	103.8	100.0	101.9	—	1.9
Retailing of all other goods.....		444100-12	05/19	101.8	103.4	101.6	—	-1.7
Lawn and garden equip and supplies stores.....	4442		12/03	147.9	141.8	138.3	3.3	-2.5
Nursery, garden and farm supply stores.....	44422		12/03	147.9	141.8	138.3	3.3	-2.5
Nursery, garden, and farm supply stores.....	444220		12/02	158.4	151.9	148.1	3.3	-2.5
Primary services.....		444220-P	12/02	158.5	151.9	148.2	3.3	-2.4
Nursery, garden center, and farm supply store services.....		444220-1	12/02	158.5	151.9	148.2	3.3	-2.4
Food and beverage stores.....	445		12/99	200.4	200.2	203.8	4.7	1.8
Grocery stores.....	4451		12/03	172.0	171.8	174.9	5.3	1.8
Grocery (except convenience) stores.....	44511		12/03	172.0	171.8	174.9	5.3	1.8
Supermarkets and other grocery stores.....	445110		12/99	205.2	205.0	208.7	5.3	1.8
Primary services.....		445110-P	12/99	205.1	204.9	208.6	5.3	1.8
Supermarket and other grocery store services.....		445110-3	12/99	203.2	203.0	206.6	5.3	1.8
Retailing of food and beverage products.....		445110-32	01/17	106.9	106.4	108.9	4.7	2.3
Retailing of fresh meats.....		445110-321	12/99	289.5	256.8	280.5	3.8	9.2
Retailing of fresh fruits and vegetables.....		445110-322	12/99	202.2	202.6	208.2	5.4	2.8
Retailing of bakery products.....		445110-323	12/99	183.0	195.6	193.7	6.5	-1.0
Retailing of dairy products.....		445110-324	12/99	146.9	151.2	154.0	-4.9	1.9
Retailing of deli products.....		445110-325	12/99	135.1	138.7	141.4	4.1	1.9
Retailing of frozen food products.....		445110-326	12/99	115.3	117.1	119.7	5.1	2.2
Retailing of alcoholic beverages.....		445110-327	01/17	111.2	117.6	119.3	0.0	1.4
Retailing of all other food and beverage products.....		445110-328	12/99	207.9	214.1	210.8	8.7	-1.5
Retailing of nonfood products.....		445110-33	01/17	102.9	104.4	104.0	8.1	-0.4
Retailing of cleaning and paper products.....		445110-331	01/17	107.1	105.4	103.9	2.6	-1.4
Retailing of health and beauty products.....		445110-332	12/99	223.6	222.4	225.3	8.2	1.3
Retailing of all other nonfood products.....		445110-333	01/17	97.7	101.6	100.5	10.2	-1.1
Specialty food stores.....	4452		12/03	177.1	180.2	180.3	-3.0	0.1
Specialty food stores.....	445200		12/03	177.1	180.2	180.3	-3.0	0.1
Primary services.....		445200-P	12/03	177.1	180.2	180.3	-3.0	0.1
Specialty food store services.....		445200-1	12/03	177.1	180.2	180.3	-3.0	0.1
Beer, wine, and liquor stores.....	4453		06/00	127.7	126.0	129.9	1.2	3.1
Beer, wine, and liquor stores.....	44531		06/00	127.7	126.0	129.9	1.2	3.1
Beer, wine, and liquor stores.....	445310		06/00	127.7	126.0	129.9	1.2	3.1
Primary services.....		445310-P	06/00	127.8	126.1	129.9	1.2	3.0
Beer, wine, and liquor store services.....		445310-1	06/00	127.8	126.1	129.9	1.2	3.0
Retailing of beer, wine, and liquor.....		445310-11	06/14	99.6	97.9	101.3	0.0	3.5
Retailing of all other goods and sales of prepared foods.....		445310-12	06/14	123.6	124.0	125.9	7.7	1.5
Health and personal care stores.....	446		12/03	147.3	150.2	153.4	1.1	2.1
Health and personal care stores.....	4461		12/03	147.4	150.2	153.5	1.1	2.2
Pharmacies and drug stores.....	44611		06/00	179.4	184.5	188.5	2.7	2.2
Pharmacies and drug stores.....	446110		06/00	179.4	184.5	188.5	2.7	2.2
Primary services.....		446110-P	06/00	179.3	184.6	188.6	2.7	2.2
Retailing of prescription drugs.....		446110-1	06/00	206.5	215.3	219.7	1.2	2.0
Retailing of over-the-counter drugs and all other goods.....		446110-4	06/00	179.7	179.9	184.4	6.5	2.5
Retailing of over-the-counter drugs.....		446110-41	06/00	132.9	131.8	131.7	12.0	-0.1
Retailing of all other goods.....		446110-42	06/00	194.6	195.2	201.4	5.3	3.2
Optical goods stores.....	44613		12/03	102.0	96.8	102.0	-14.6	5.4
Optical goods stores.....	446130		06/00	104.6	99.3	104.6	-14.6	5.3
Primary services.....		446130-P	06/00	103.4	97.8	103.0	-15.9	5.3
Optical goods store services.....		446130-1	06/00	103.4	97.8	103.0	-15.9	5.3
Food (health) supplement stores.....	446191		12/99	205.3	206.2	205.2	4.2	-0.5
Primary services.....		446191-P	12/99	205.3	206.3	205.3	4.3	-0.5
Food (health) supplement store services.....		446191-1	12/99	205.3	206.3	205.3	4.3	-0.5

See footnotes at end of table.

Table 11. Producer price indexes for the net output of selected industries and their products, not seasonally adjusted — Continued

Industry and product ¹	Industry code	Product code	Index base	Index			Percent change to Jan. 2020 from:	
				Sept. 2019 ²	Dec. 2019 ²	Jan. 2020 ²	Jan. 2019	Dec. 2019
Gasoline stations.....	447		06/01	114.9	111.6	113.3	-2.1	1.5
Gasoline stations.....	4471		06/01	114.9	111.6	113.3	-2.1	1.5
Gasoline stations.....	44710		06/01	114.9	111.6	113.3	-2.1	1.5
Gasoline stations.....	447100		05/19	102.0	99.0	100.6	-2.0	1.6
Primary products.....		447100-P	05/19	101.8	98.7	100.3	-	1.6
Gasoline station services.....		447100-1	05/19	101.8	98.7	100.3	-	1.6
Retailing of automotive fuels and lubricants.....		447100-11	05/19	103.4	102.0	104.7	-	2.6
Retailing of all other goods, sales of prepared foods, and repair services.....		447100-12	12/12	108.8	102.8	102.9	2.3	0.1
Clothing and clothing accessories stores.....	448		12/03	133.6	125.0	132.7	11.9	6.2
Clothing stores.....	4481		12/03	127.9	118.7	129.3	15.4	8.9
Clothing stores.....	44810		12/03	127.9	118.7	129.3	15.4	8.9
Clothing stores.....	448100		05/15	103.2	95.8	104.3	15.4	8.9
Primary services.....		448100-P	05/15	103.2	95.8	104.3	15.4	8.9
Retailing of apparel.....		448100-1	05/15	103.5	94.1	102.1	13.1	8.5
Retailing of men's apparel.....		448100-11	05/15	103.5	94.7	102.7	4.5	8.4
Retailing of women's apparel.....		448100-12	05/15	101.4	92.5	97.4	9.9	5.3
Retailing of children's apparel.....		448100-13	05/15	118.8	104.0	130.3	52.8	25.3
Retailing of all other goods.....		448100-2	05/15	102.2	103.0	113.6	25.2	10.3
Shoe stores.....	4482		12/03	133.8	120.6	120.4	6.7	-0.2
Shoe stores.....	44821		12/03	133.8	120.6	120.4	6.7	-0.2
Shoe stores.....	448210		06/02	136.5	123.1	122.9	6.8	-0.2
Primary services.....		448210-P	06/02	136.5	123.1	122.9	6.8	-0.2
Shoe store services.....		448210-1	06/02	136.5	123.1	122.9	6.8	-0.2
Jewelry, luggage and leather goods stores.....	4483		12/03	154.7	156.2	154.3	-0.1	-1.2
Jewelry stores.....	44831		12/03	157.5	159.0	157.1	0.0	-1.2
Jewelry stores.....	448310		06/00	171.1	172.7	170.7	0.0	-1.2
Primary services.....		448310-P	06/00	171.4	173.0	171.0	0.0	-1.2
Jewelry store services.....		448310-1	06/00	171.4	173.0	171.0	0.0	-1.2
Sporting goods, hobby, and book stores.....	451		12/03	116.7	116.3	117.3	-0.9	0.9
Sporting goods and hobby stores.....	4511		12/03	117.9	115.5	116.7	-2.3	1.0
Sporting goods stores.....	45111		12/03	145.7	142.5	143.4	0.6	0.6
Sporting goods stores.....	451110		06/00	152.1	148.6	149.6	0.7	0.7
Primary services.....		451110-P	06/00	153.2	149.7	150.7	0.7	0.7
Sporting goods store services.....		451110-1	06/00	153.2	149.7	150.7	0.7	0.7
Retailing of sporting goods.....		451110-11	12/13	117.0	113.7	116.5	3.8	2.5
Retailing of all other goods.....		451110-12	12/13	97.0	95.8	93.2	-5.1	-2.7
Hobby, toy and game stores.....	45112		12/03	82.4	81.1	83.0	-9.2	2.3
Hobby, toy, and game stores.....	451120		06/00	83.4	82.2	84.0	-9.3	2.2
Primary services.....		451120-P	06/00	83.4	82.1	84.0	-9.2	2.3
Hobby, toy, and game store services.....		451120-1	06/00	83.4	82.1	84.0	-9.2	2.3
Retailing of hobby and craft goods, toys, and games (including video games).....		451120-11	12/13	84.5	84.9	85.7	-9.7	0.9
Retailing of all other goods.....		451120-12	12/13	70.5	67.8	70.5	-8.6	4.0
Book, periodical and music stores.....	4512		12/03	120.3	128.8	128.7	4.8	-0.1
Book stores and news dealers.....	45121		12/03	132.6	141.9	141.8	4.8	-0.1
Book stores.....	451211		06/00	164.9	176.5	176.3	4.8	-0.1
Primary services.....		451211-P	06/00	164.7	176.3	176.2	4.8	-0.1
Book store services.....		451211-1	06/00	164.7	176.3	176.2	4.8	-0.1
Retailing of books.....		451211-101	06/14	110.9	121.9	121.5	5.1	-0.3
Retailing of all other goods.....		451211-102	06/14	108.8	110.4	110.8	4.1	0.4
General merchandise stores.....	452		12/03	127.2	126.1	130.0	1.0	3.1
Department stores.....	4522		12/03	121.4	118.9	132.7	0.4	11.6
Department stores.....	45221		12/03	121.4	118.9	132.7	0.4	11.6
Department stores.....	452210		12/17	102.8	100.7	112.4	0.4	11.6
Primary services.....		452210-P	12/17	105.0	102.6	114.9	2.0	12.0
Department store services.....		452210-1	12/17	105.0	102.6	114.9	2.0	12.0
Other general merchandise stores.....	4523		12/03	125.1	124.8	123.9	1.1	-0.7
Other general merchandise stores.....	45231		12/03	125.1	124.8	123.9	1.1	-0.7
Other general merchandise stores.....	452310		12/03	125.2	124.9	124.0	1.2	-0.7
Primary services.....		452310-P	12/03	124.8	124.5	123.5	1.2	-0.8

See footnotes at end of table.

Table 11. Producer price indexes for the net output of selected industries and their products, not seasonally adjusted — Continued

Industry and product ¹	Industry code	Product code	Index base	Index			Percent change to Jan. 2020 from:	
				Sept. 2019 ²	Dec. 2019 ²	Jan. 2020 ²	Jan. 2019	Dec. 2019
Other general merchandise stores - Continued								
Other general merchandise store services.....		452310-1	12/03	124.8	124.5	123.5	1.2	-0.8
Warehouse clubs and supercenters.....		452310-11	12/03	115.0	114.9	113.5	1.3	-1.2
All other general merchandise stores.....		452310-12	12/03	138.0	136.5	138.2	0.9	1.2
Office supplies, stationery and gift stores.....	4532		12/03	144.2	149.4	145.9	-0.2	-2.3
Office supplies, stationery and gift stores.....	45320		12/03	144.2	149.4	145.9	-0.2	-2.3
Office supplies, stationery, and gift stores.....	453200		05/19	98.7	102.3	99.9	-0.2	-2.3
Primary services.....		453200-P	05/19	98.7	102.3	99.9	-	-2.3
Office supplies, stationery, and gift store services.....		453200-1	05/19	98.7	102.3	99.9	-	-2.3
Nonstore retailers.....	454		12/03	174.3	163.9	170.6	1.7	4.1
Electronic and mail-order shopping.....	454110		06/06	117.7	110.5	112.5	1.1	1.8
Primary services.....		454110-P	06/06	118.6	111.0	112.9	0.9	1.7
Electronic and mail-order shopping services.....		454110-1	06/06	118.6	111.0	112.9	0.9	1.7
Electronic and mail-order drugs, health aids, and cosmetics.....		454110-11	06/13	131.0	125.1	125.5	0.6	0.3
Electronic and mail-order apparel and footwear.....		454110-12	06/13	79.1	70.5	68.0	-7.9	-3.5
Electronic and mail-order electronic goods, including appliances.....		454110-13	06/13	96.3	85.5	86.6	-5.9	1.3
Electronic and mail-order home furnishings, hardware, and related goods.....		454110-14	06/13	117.4	105.2	117.9	-0.9	12.1
Electronic and mail-order services for all other goods.....		454110-15	06/13	114.1	109.8	111.6	9.4	1.6
Fuel dealers.....	45431		06/00	238.4	225.3	247.9	3.5	10.0
Fuel dealers.....	454310		06/00	238.4	225.3	247.9	3.5	10.0
Primary services.....		454310-P	06/00	248.8	235.1	258.7	3.6	10.0
Fuel dealer services.....		454310-1	06/00	248.8	235.1	258.7	3.6	10.0
Air transportation.....	481		12/92	224.2	246.6	234.9	0.5	-4.7
Scheduled air transportation.....	4811		12/89	275.0	305.0	289.1	0.4	-5.2
Scheduled air transportation.....	48111		12/89	275.0	305.0	289.1	0.4	-5.2
Scheduled passenger air transportation.....	481111		12/89	279.7	311.5	294.5	0.2	-5.5
Primary services.....		481111-P	12/89	305.4	340.2	321.6	0.2	-5.5
Domestic.....		481111-1	12/89	322.3	350.8	329.4	-0.8	-6.1
Domestic first class, including business.....		481111-101	12/99	148.7	158.5	144.9	-3.9	-8.6
Domestic coach.....		481111-102	12/99	185.8	202.7	190.8	-0.5	-5.9
International.....		481111-2	12/89	228.9	276.7	267.7	3.8	-3.3
International first class, including business.....		481111-201	09/18	99.4	107.8	106.9	2.3	-0.8
International coach.....		481111-202	12/89	229.8	281.6	271.6	4.0	-3.6
Scheduled freight air transportation.....	481112		12/03	153.8	156.3	156.0	3.4	-0.2
Primary services.....		481112-P	12/87	177.2	177.3	178.3	1.1	0.6
Scheduled freight air transportation services.....		481112-1	12/87	185.3	185.5	186.6	1.2	0.6
Domestic scheduled freight air transportation services.....		481112-101	12/14	115.3	114.5	116.5	1.3	1.7
International scheduled freight air transportation services.....		481112-102	12/14	81.9	82.5	82.3	1.1	-0.2
Scheduled mail air transportation services.....		481112-2	12/87	150.7	150.6	150.6	0.0	0.0
Nonscheduled air transportation.....	4812		12/96	173.5	176.5	176.2	0.9	-0.2
Nonscheduled air transportation.....	48121		12/96	173.5	176.5	176.2	0.9	-0.2
Nonscheduled air passenger chartering.....	481211		06/92	181.7	181.8	182.4	0.7	0.3
Primary services.....		481211-P	12/00	144.1	144.5	145.0	1.0	0.3
Domestic nonscheduled air passenger services.....		481211-1	06/08	101.9	102.3	102.7	0.6	0.4
International nonscheduled air passenger services.....		481211-2	06/08	105.8	105.8	105.8	2.6	0.0
Nonscheduled air freight chartering.....	481212		06/08	118.2	125.2	123.5	1.2	-1.4
Primary services.....		481212-P	06/08	115.7	122.3	121.0	1.3	-1.1
Domestic nonscheduled air freight services.....		481212-1	06/08	139.7	142.6	140.4	-1.7	-1.5
International nonscheduled air freight services.....		481212-2	06/08	85.6	91.2	90.3	1.9	-1.0
Other receipts.....		481212-SM	06/08	151.6	164.5	155.4	-1.0	-5.5
Rail transportation.....	482		12/96	198.2	198.8	200.4	2.1	0.8
Rail transportation.....	4821		12/96	198.2	198.8	200.4	2.1	0.8
Rail transportation.....	48211		12/96	198.2	198.8	200.4	2.1	0.8
Line-haul railroads.....	482111		12/84	221.0	221.8	223.6	2.2	0.8
Primary services.....		482111-P	12/84	221.0	221.8	223.6	2.2	0.8
Freight rail transportation.....		482111-4	05/15	110.2	110.5	111.4	2.1	0.8
Carload freight rail transportation.....		482111-411	12/96	202.0	202.3	204.6	2.4	1.1
Intermodal freight rail transportation.....		482111-412	12/96	178.8	180.0	179.3	1.2	-0.4
Passenger rail transportation.....		482111-5	12/96	169.9	173.7	173.7	2.5	0.0
Coach service class.....		482111-506	06/05	151.4	155.2	155.3	3.1	0.1
All other service classes.....		482111-507	06/05	150.8	153.5	153.3	1.7	-0.1

See footnotes at end of table.

Table 11. Producer price indexes for the net output of selected industries and their products, not seasonally adjusted — Continued

Industry and product ¹	Industry code	Product code	Index base	Index			Percent change to Jan. 2020 from:	
				Sept. 2019 ²	Dec. 2019 ²	Jan. 2020 ²	Jan. 2019	Dec. 2019
Water transportation.....	483		12/03	143.2	147.1	148.5	4.9	1.0
Deep sea freight transportation.....	483111		06/88	305.0	320.6	320.6	4.4	0.0
Primary services.....		483111-P	06/88	311.6	327.5	327.5	4.4	0.0
Deep sea freight transportation services.....		483111-5	06/88	311.6	327.5	327.5	4.4	0.0
Coastal and Great Lakes freight transport.....	483113		12/03	154.9	154.6	159.4	5.0	3.1
Primary services.....		483113-P	12/03	150.6	150.6	155.3	5.4	3.1
Coastal and intercoastal freight transportation.....		483113-1	12/03	129.5	129.5	135.4	8.0	4.6
Great Lakes - St. Lawrence Seaway freight transportation.....		483113-2	12/91	201.6	201.9	201.2	0.4	-0.3
Coastal and intercoastal towing transportation.....		483113-3	12/03	187.5	187.0	188.9	0.6	1.0
Inland water transportation.....	4832		12/03	178.7	179.9	180.3	6.2	0.2
Inland water transportation.....	48321		12/03	178.7	179.9	180.3	6.2	0.2
Inland water freight transportation.....	483211		12/90	226.7	228.2	228.7	6.2	0.2
Primary services.....		483211-P	12/90	230.6	231.6	232.2	6.2	0.3
Inland water freight transportation services.....		483211-3	12/90	230.6	231.6	232.2	6.2	0.3
Truck transportation.....	484		12/03	146.0	147.2	147.5	0.3	0.2
General freight trucking.....	4841		12/03	150.8	152.5	153.0	0.1	0.3
General freight trucking, local.....	48411		12/03	146.3	147.2	147.2	1.0	0.0
General freight trucking, local.....	484110		12/03	146.3	147.3	147.2	1.0	-0.1
Primary services.....		484110-P	06/93	164.1	165.4	165.4	1.6	0.0
General freight trucking services, local.....		484110-1	06/93	164.1	165.4	165.4	1.6	0.0
General freight trucking, local, truckload.....		484110-15	06/09	112.3	112.4	112.4	0.7	0.0
General freight trucking, local, less than truckload.....		484110-16	06/09	128.1	131.4	131.4	3.8	0.0
General freight trucking, long-distance.....	48412		12/03	151.9	153.8	154.4	-0.1	0.4
General freight trucking, long-distance TL.....	484121		12/03	136.6	140.2	137.5	-1.7	-1.9
Primary services.....		484121-P	06/92	153.5	157.4	153.0	-2.2	-2.8
General freight trucking, long-distance, truckload.....		484121-2	06/92	153.5	157.4	153.0	-2.2	-2.8
Other receipts.....		484121-SM	12/03	163.5	168.2	-	-	-
General freight trucking, long-distance LTL.....	484122		12/03	187.8	184.6	194.9	3.4	5.6
Primary services.....		484122-P	06/92	316.6	311.3	328.5	3.4	5.5
General freight trucking, long-distance less than truckload.....		484122-1	06/92	316.6	311.3	328.5	3.4	5.5
Specialized freight trucking.....	4842		12/03	135.6	135.6	135.6	0.7	0.0
Used household and office goods moving.....	48421		12/03	138.5	136.3	136.5	2.5	0.1
Used household and office goods moving.....	484210		12/03	138.5	136.2	136.5	2.5	0.2
Primary services.....		484210-P	12/03	141.1	138.8	139.1	2.5	0.2
Used household and office goods moving, except local.....		484210-2	06/92	212.7	212.4	212.9	1.7	0.2
Residential moving services, except local.....		484210-21	09/15	111.5	111.4	111.8	2.2	0.4
Commercial and other goods moving services, except local.....		484210-22	09/15	105.3	105.2	105.2	0.5	0.0
Used household and office goods moving, local.....		484210-4	12/03	128.7	122.8	122.8	4.2	0.0
Residential moving services, local.....		484210-41	09/15	112.4	105.8	105.8	5.7	0.0
Commercial and other goods moving services, local.....		484210-42	09/15	101.5	101.2	101.2	-0.2	0.0
Specialized freight (except used) trucking, local.....	48422		12/03	142.1	142.1	142.1	0.9	0.0
Specialized freight (except used goods) trucking, local.....	484220		12/03	142.1	142.1	142.1	0.9	0.0
Primary services.....		484220-P	06/93	173.3	173.3	173.3	1.0	0.0
Specialized freight (except used goods) trucking, local.....		484220-6	06/93	173.3	173.3	173.3	1.0	0.0
Local hazardous materials trucking (except waste).....		484220-601	06/13	113.9	113.9	113.9	4.4	0.0
Local agricultural products trucking without storage.....		484220-602	06/13	85.4	85.4	85.4	-0.2	0.0
Dump trucking.....		484220-603	06/13	109.1	109.1	109.1	0.2	0.0
Local specialized trucking without storage.....		484220-604	06/13	105.0	105.0	105.0	0.7	0.0
Specialized freight (except used) trucking, long-distance.....	48423		12/03	127.8	128.7	128.6	-0.2	-0.1
Specialized freight (except used goods) trucking, long-distance.....	484230		12/03	127.8	128.7	128.6	-0.2	-0.1
Primary services.....		484230-P	06/01	125.6	126.6	126.4	-0.1	-0.2
Specialized freight (except used goods) trucking, long-distance.....		484230-6	06/01	125.6	126.6	126.4	-0.1	-0.2
Agricultural products trucking, long-distance.....		484230-602	06/13	111.2	112.6	112.6	8.0	0.0
All other specialized trucking, long-distance.....		484230-603	06/13	99.7	100.3	100.2	-1.6	-0.1
Other receipts.....		484230-SM	12/03	147.2	147.9	147.9	-0.8	0.0
Pipeline transportation of crude oil.....	4861		12/03	243.5	243.5	243.6	3.6	0.0
Pipeline transportation of crude oil.....	48611		12/03	243.5	243.5	243.6	3.6	0.0
Pipeline transportation of crude oil.....	486110		06/86	269.8	269.8	270.0	3.6	0.1
Primary services.....		486110-P	06/86	270.2	270.2	270.4	3.6	0.1
Pipeline transportation of crude oil.....		486110-3	06/86	262.1	262.1	262.3	3.6	0.1
Trans-Alaskan Pipeline System transportation.....		486110-311	06/86	136.5	136.5	137.0	15.8	0.4

See footnotes at end of table.

Table 11. Producer price indexes for the net output of selected industries and their products, not seasonally adjusted — Continued

Industry and product ¹	Industry code	Product code	Index base	Index			Percent change to Jan. 2020 from:	
				Sept. 2019 ²	Dec. 2019 ²	Jan. 2020 ²	Jan. 2019	Dec. 2019
Pipeline transportation of crude oil - Continued								
Pipeline transportation of crude petroleum, except on the Trans-Alaskan Pipeline System.....		486110-312	06/86	347.3	347.3	347.4	2.7	0.0
Other pipeline transportation.....	4869		12/03	185.5	185.5	185.5	3.7	0.0
Pipeline transportation of refined petroleum products.....	48691		12/03	185.5	185.5	185.5	3.7	0.0
Refined petroleum product pipeline transport.....	486910		06/86	212.2	212.2	212.2	3.6	0.0
Primary services.....		486910-P	06/86	212.6	212.6	212.6	3.7	0.0
Pipeline transportation of refined petroleum products.....		486910-1	06/86	215.6	215.6	215.6	3.7	0.0
Transportation support activities.....	488		12/03	128.5	128.5	126.3	1.2	-1.7
Air transportation support activities.....	4881		12/96	182.2	182.1	183.8	2.2	0.9
Airport operations.....	48811		12/03	140.6	140.5	141.0	2.1	0.4
Other airport operations.....	488119		12/03	140.6	140.6	141.0	2.1	0.3
Primary services.....		488119-P	06/92	194.8	194.7	195.2	2.1	0.3
Aeronautical services.....		488119-5	06/14	109.5	110.4	111.5	2.3	1.0
Landing fees.....		488119-501	06/14	101.6	101.5	98.5	-3.3	-3.0
Terminal rental.....		488119-502	06/14	119.3	122.5	123.2	4.3	0.6
Other aeronautical services.....		488119-503	06/14	107.7	107.7	110.9	3.5	3.0
Non-aeronautical services.....		488119-6	06/14	113.5	111.7	110.4	1.6	-1.2
Airport parking.....		488119-601	06/14	115.0	116.0	117.1	3.9	0.9
Lease space for rental cars.....		488119-602	06/14	117.6	107.7	97.5	-10.1	-9.5
Lease space for concessions.....		488119-603	06/92	176.6	174.8	174.3	9.3	-0.3
Other non-aeronautical services.....		488119-604	06/14	107.8	107.8	109.8	2.1	1.9
Other air transportation support activities.....	48819		12/03	149.3	149.2	151.9	2.4	1.8
Other support activities for air transport.....	488190		12/03	149.3	149.2	151.9	2.4	1.8
Primary services.....		488190-P	06/92	191.9	191.9	195.3	2.4	1.8
Other air transportation support activities.....		488190-5	06/07	133.2	133.2	135.6	2.4	1.8
Other receipts.....		488190-SM	06/92	160.1	159.9	160.9	2.3	0.6
Water transportation support activities.....	4883		12/03	146.4	146.8	147.5	3.1	0.5
Port and harbor operations.....	48831		12/03	167.1	167.5	171.8	2.1	2.6
Port and harbor operations.....	488310		12/03	167.1	167.6	171.8	2.1	2.5
Primary services.....		488310-P	12/03	169.6	170.0	174.3	2.0	2.5
Port and harbor services.....		488310-1	12/03	169.6	170.0	174.3	2.0	2.5
Other receipts.....		488310-SM	12/03	137.5	137.6	137.5	0.1	-0.1
Marine cargo handling.....	48832		12/03	146.5	147.0	146.7	2.6	-0.2
Marine cargo handling.....	488320		12/91	165.0	165.5	165.2	2.5	-0.2
Primary services.....		488320-P	12/91	160.6	161.1	160.8	2.5	-0.2
Movement of containers.....		488320-8	12/98	144.7	145.2	144.8	2.5	-0.3
Other marine cargo handling.....		488320-9	12/98	146.0	146.3	147.3	2.6	0.7
Navigational services to shipping.....	48833		12/03	133.3	133.6	133.8	6.8	0.1
Navigational services to shipping.....	488330		12/92	174.9	175.2	175.5	6.8	0.2
Primary services.....		488330-P	12/92	177.9	178.2	178.5	6.8	0.2
Navigational services to shipping and salvage.....		488330-1	12/92	177.9	178.2	178.5	6.8	0.2
Freight transportation arrangement.....	4885		12/96	107.6	107.5	102.4	-0.4	-4.7
Freight transportation arrangement.....	48851		12/96	107.6	107.5	102.4	-0.4	-4.7
Freight transportation arrangement.....	488510		12/94	109.8	109.7	104.5	-0.4	-4.7
Primary services.....		488510-P	12/94	109.8	109.7	104.3	-0.4	-4.9
Freight forwarding.....		488510-1	12/94	94.1	94.2	94.1	-0.1	-0.1
Arrangement of freight and cargo n.e.c.....		488510-2	12/94	124.8	124.4	114.0	-0.6	-8.4
Other receipts.....		488510-SM2	05/19	100.0	100.0	100.0	-	0.0
U.S. Postal Service.....	491		06/89	232.1	232.1	232.1	4.5	0.0
U.S. Postal Service.....	4911		06/89	232.1	232.1	232.1	4.5	0.0
U.S. Postal Service.....	49111		06/89	232.1	232.1	232.1	4.5	0.0
U.S. Postal Service.....	491110		06/89	232.1	232.1	232.1	4.5	0.0
Primary services.....		491110-P	06/89	232.1	232.1	232.1	4.5	0.0
Mailing services (market dominant services).....		491110-7	12/12	113.5	113.5	113.5	3.0	0.0
First class mail.....		491110-71	06/89	204.5	204.5	204.5	3.0	0.0
Retail letters.....		491110-711	12/12	121.1	121.1	121.1	9.2	0.0
Commercial letters.....		491110-712	12/12	108.7	108.7	108.7	1.1	0.0
Retail and commercial flats.....		491110-713	12/12	98.2	98.2	98.2	-10.2	0.0
Other first class mail and fees.....		491110-714	12/12	125.3	125.3	125.3	1.8	0.0
Periodicals mail.....		491110-72	06/89	261.6	261.6	261.6	3.0	0.0

See footnotes at end of table.

Table 11. Producer price indexes for the net output of selected industries and their products, not seasonally adjusted — Continued

Industry and product ¹	Industry code	Product code	Index base	Index			Percent change to Jan. 2020 from:	
				Sept. 2019 ²	Dec. 2019 ²	Jan. 2020 ²	Jan. 2019	Dec. 2019
U.S. Postal Service - Continued								
Outside county.....		491110-721	06/89	266.6	266.6	266.6	3.1	0.0
Other periodicals mail and fees.....		491110-722	12/12	109.3	109.3	109.3	0.6	0.0
Standard class mail.....		491110-73	06/89	254.2	254.2	254.2	3.0	0.0
High density and saturation flats and parcels.....		491110-731	12/12	105.1	105.1	105.1	4.6	0.0
Carrier route basic mail.....		491110-732	12/12	105.2	105.2	105.2	1.5	0.0
Bulk letters.....		491110-733	12/12	113.6	113.6	113.6	3.0	0.0
Bulk flats.....		491110-734	12/12	112.4	112.4	112.4	2.7	0.0
Other standard mail and fees.....		491110-735	12/12	118.9	118.9	118.9	3.8	0.0
Package services mail.....		491110-74	06/89	254.1	254.1	254.1	2.6	0.0
Special services and fees.....		491110-75	06/89	276.7	276.7	276.7	2.9	0.0
Shipping services (competitive services).....		491110-8	12/12	148.5	148.5	148.5	10.6	0.0
Domestic priority mail.....		491110-81	06/89	356.7	356.7	356.7	12.1	0.0
Other shipping services and shipping special services & fees.....		491110-82	12/12	166.4	166.4	166.4	9.0	0.0
Couriers and messengers.....	492		12/03	232.9	233.2	243.9	5.3	4.6
Couriers and express delivery services.....	4921		12/03	239.9	240.2	251.8	5.5	4.8
Couriers and express delivery services.....	49211		12/03	239.9	240.2	251.8	5.5	4.8
Couriers and express delivery services.....	492110		12/03	239.8	240.1	251.8	5.5	4.9
Primary services.....		492110-P	12/03	240.7	241.0	252.6	5.5	4.8
Standard courier services.....		492110-1	12/92	357.8	358.1	375.0	4.8	4.7
Expedited courier services.....		492110-2	12/87	353.6	354.4	372.5	6.9	5.1
Domestic expedited courier services.....		492110-201	12/98	316.1	316.8	334.5	7.5	5.6
International expedited courier services.....		492110-202	12/98	290.0	290.6	302.2	5.6	4.0
Local messengers and local delivery.....	4922		12/03	141.3	141.3	141.3	1.9	0.0
Local messengers and local delivery.....	49221		12/03	141.0	141.0	141.0	1.9	0.0
Local messengers and local delivery.....	492210		12/03	140.9	140.9	140.9	1.9	0.0
Primary services.....		492210-P	12/92	181.8	181.8	181.8	1.9	0.0
Local messengers and local delivery services.....		492210-1	12/92	181.8	181.8	181.8	1.9	0.0
Warehousing and storage.....	493		12/06	109.4	110.1	109.2	-0.2	-0.8
Warehousing and storage.....	4931		12/06	109.3	110.0	109.2	-0.1	-0.7
General warehousing and storage.....	49311		12/03	109.4	109.4	109.4	0.0	0.0
General warehousing and storage.....	493110		12/03	109.5	109.5	109.5	0.0	0.0
Primary services.....		493110-P	06/93	119.3	119.3	119.3	0.0	0.0
General warehousing and storage services.....		493110-1	06/93	119.3	119.3	119.3	0.0	0.0
Refrigerated warehousing and storage.....	49312		12/03	129.9	134.1	128.9	-0.5	-3.9
Refrigerated warehousing and storage.....	493120		12/91	142.8	147.4	141.6	-0.5	-3.9
Primary services.....		493120-P	12/91	143.1	147.6	141.9	-0.5	-3.9
Warehousing and storage of refrigerated goods.....		493120-2	12/91	143.2	147.8	142.0	-0.5	-3.9
Farm product warehousing and storage.....	49313		12/03	122.9	122.9	123.0	-1.3	0.1
Farm product warehousing and storage.....	493130		12/92	142.9	143.0	143.0	-1.2	0.0
Primary services.....		493130-P	12/92	141.4	141.3	141.3	-1.3	0.0
Farm product warehousing and storage services.....		493130-1	12/92	141.4	141.3	141.3	-1.3	0.0
Publishing industries, except Internet.....	511		12/03	116.6	115.9	116.4	-0.1	0.4
Newspaper, book, and directory publishers.....	5111		12/03	133.8	133.8	134.9	0.9	0.8
Newspaper publishers.....	51111		12/79	513.4	524.8	525.6	1.8	0.2
Newspaper publishers.....	511110		12/79	514.9	526.3	527.1	1.8	0.2
Primary services.....		511110-P	12/79	528.3	540.0	540.8	1.8	0.1
Newspaper advertising sales.....		511110-5	09/15	91.4	93.8	92.4	-2.5	-1.5
Newspaper advertising sales, print only.....		511110-51	09/15	90.6	93.4	91.6	-2.9	-1.9
Newspaper advertising sales, digital only and print and digital bundled.....		511110-52	09/15	97.0	97.1	97.8	-0.7	0.7
Newspaper subscription and single copy sales.....		511110-6	09/15	129.4	131.5	135.2	9.5	2.8
Newspaper subscriptions, print only.....		511110-61	09/15	129.6	130.9	135.0	8.6	3.1
Newspaper subscriptions, online only and print and online bundled.....		511110-62	09/15	127.2	137.3	137.4	19.1	0.1
Periodical publishers.....	51112		12/79	446.3	434.9	439.8	-1.5	1.1
Periodical publishers.....	511120		12/79	446.3	434.9	439.8	-1.5	1.1
Primary services.....		511120-P	12/79	446.9	448.8	452.4	-0.4	0.8
Periodicals, advertising sales.....		511120-2	12/14	103.2	103.7	104.2	-3.4	0.5
Specialized business and professional periodicals, advertising sales.....		511120-21	12/79	460.7	460.7	442.1	-5.4	-4.0
General and consumer periodicals, advertising sales.....		511120-22	12/79	643.2	647.0	654.3	-3.2	1.1
Periodicals, subscriptions and single copy sales.....		511120-5	12/14	104.4	104.7	106.2	6.1	1.4

See footnotes at end of table.

Table 11. Producer price indexes for the net output of selected industries and their products, not seasonally adjusted — Continued

Industry and product ¹	Industry code	Product code	Index base	Index			Percent change to Jan. 2020 from:	
				Sept. 2019 ²	Dec. 2019 ²	Jan. 2020 ²	Jan. 2019	Dec. 2019
Periodical publishers - Continued								
Specialized business and professional periodicals, subscriptions and single copy sales.....		511120-51	12/79	552.9	557.9	558.1	1.2	0.0
General and consumer periodicals, subscriptions and single copy sales.....		511120-52	12/06	102.5	102.5	104.6	8.1	2.0
Other receipts.....		511120-SM	12/79	456.5	386.0	397.0	-6.7	2.8
Book publishers.....	51113		12/84	330.3	331.7	337.1	2.4	1.6
Book publishers.....	511130		12/80	449.7	451.6	459.0	2.4	1.6
Primary services.....		511130-P	12/80	450.9	454.3	462.1	2.3	1.7
Print book publishing.....		511130-F	09/15	107.6	107.7	109.7	2.5	1.9
General adult and juvenile book publishing.....		511130-F1	06/09	103.0	101.9	103.1	1.5	1.2
General adult book publishing.....		511130-F11	06/09	106.3	107.3	107.0	0.3	-0.3
Juvenile book publishing.....		511130-F12	06/09	93.8	87.6	92.5	5.5	5.6
Textbook publishing, including teachers' editions and workbooks.....		511130-F2	12/80	787.2	793.4	807.5	0.7	1.8
College textbook publishing.....		511130-F21	12/80	889.0	883.9	927.9	4.3	5.0
Elementary and high school textbook publishing.....		511130-F22	12/02	170.2	172.6	173.0	-1.0	0.2
Technical, scientific, and professional book publishing.....		511130-F3	12/80	641.0	641.3	659.6	7.4	2.9
General reference book publishing.....		511130-F4	12/80	165.5	161.8	165.2	-13.1	2.1
Religious book publishing.....		511130-F5	12/80	222.1	224.7	223.3	-5.5	-0.6
Digital book publishing.....		511130-G	09/15	103.3	107.1	108.2	1.5	1.0
Ebook publishing.....		511130-G1	09/15	103.7	108.9	111.3	3.4	2.2
Other digital book publishing.....		511130-G2	09/15	102.6	103.7	102.2	-2.4	-1.4
Other receipts.....		511130-SM	12/80	441.6	422.0	422.9	3.6	0.2
Directory and mailing list publishers.....	51114		12/03	116.3	116.3	116.8	1.2	0.4
Directory and mailing list publishers.....	511140		12/03	116.2	116.3	116.8	1.2	0.4
Primary services.....		511140-P	12/03	114.8	115.0	115.4	1.2	0.3
Directory and mailing list publishing - advertising sales incl. telephone directory listings.....		511140-1	09/84	267.6	267.6	267.6	0.1	0.0
Directory and mailing list publishing - subscription, content, and licensing sales.....		511140-5	01/08	121.5	122.2	124.6	6.4	2.0
Other publishers.....	51119		12/03	113.9	113.5	113.2	1.2	-0.3
Greeting card publishers.....	511191		12/85	200.0	199.2	198.0	1.0	-0.6
Primary services.....		511191-P	12/85	216.7	216.9	217.0	0.3	0.0
Greeting card publishing.....		511191-3	12/85	218.9	219.1	219.2	0.3	0.0
Other receipts.....		511191-SM	12/85	179.7	-	155.3	10.0	-
All other publishers.....	511199		12/03	125.3	125.1	125.9	1.7	0.6
Primary services.....		511199-P	12/03	126.7	126.5	127.4	1.9	0.7
All other publishing including yearbooks, art prints, patterns, and trading cards.....		511199-6	12/03	126.7	126.5	127.4	1.9	0.7
Software publishers.....	5112		12/03	91.9	91.0	91.2	-0.7	0.2
Software publishers.....	51121		12/03	91.9	91.0	91.2	-0.7	0.2
Software publishers.....	511210		12/97	86.9	86.0	86.2	-0.7	0.2
Primary services.....		511210-P	12/97	89.4	88.7	88.6	-0.8	-0.1
Software publishing, except games.....		511210-5	06/06	97.9	96.9	97.1	-0.1	0.2
Application software publishing.....		511210-502	12/97	105.7	103.3	103.6	-0.3	0.3
Desktop and portable device application software publishing.....		511210-50201	06/06	99.8	98.3	98.8	-1.1	0.5
Other application software publishing.....		511210-50202	06/06	120.0	116.5	116.7	0.5	0.2
Software maintenance, technical support, and other services related to software publishing.....		511210-504	12/97	159.8	159.9	160.3	1.1	0.3
Game software publishing.....		511210-7	12/13	73.5	76.6	73.6	-11.4	-3.9
Broadcasting, except Internet.....	515		12/03	125.6	127.8	131.0	2.9	2.5
Radio and television broadcasting.....	5151		06/01	99.8	106.0	103.8	4.7	-2.1
Radio broadcasting.....	51511		12/03	103.8	105.1	106.1	7.5	1.0
Radio broadcasting.....	515110		06/88	187.5	189.8	191.7	7.6	1.0
Primary services.....		515110-P	06/88	191.2	192.8	194.8	6.1	1.0
Radio station services.....		515110-1	06/88	206.7	208.8	211.6	8.0	1.3
Radio station advertising sales.....		515110-101	06/88	197.2	199.6	202.8	9.6	1.6
Radio station advertising sales, local.....		515110-10101	12/95	151.5	150.9	155.0	9.5	2.7
Radio station advertising sales, national and regional.....		515110-10102	12/95	121.4	129.6	126.8	9.7	-2.2
Other radio station services.....		515110-102	12/03	160.7	160.7	160.7	0.0	0.0
Radio network and national syndication services.....		515110-2	12/95	116.0	116.4	116.4	0.3	0.0
Other receipts.....		515110-SM	12/03	117.6	124.5	124.5	28.9	0.0
Television broadcasting.....	51512		12/03	93.2	101.2	97.8	3.5	-3.4
Television broadcasting.....	515120		06/01	94.0	102.1	98.7	3.6	-3.3
Primary services.....		515120-P	06/01	84.7	92.6	89.7	4.1	-3.1
Television advertising sales.....		515120-3	06/08	88.9	99.2	95.4	4.8	-3.8
Other television broadcasting services.....		515120-4	06/08	123.7	123.4	123.4	0.4	0.0

See footnotes at end of table.

Table 11. Producer price indexes for the net output of selected industries and their products, not seasonally adjusted — Continued

Industry and product ¹	Industry code	Product code	Index base	Index			Percent change to Jan. 2020 from:	
				Sept. 2019 ²	Dec. 2019 ²	Jan. 2020 ²	Jan. 2019	Dec. 2019
Television broadcasting - Continued								
Other receipts.....		515120-SM	06/01	98.9	99.1	95.6	-1.9	-3.5
Cable and other subscription programming.....	5152		12/03	144.9	144.2	151.3	2.2	4.9
Cable and other subscription programming.....	51521		12/03	147.4	146.7	153.9	2.1	4.9
Cable and other subscription programming.....	515210		12/03	144.9	144.3	151.3	2.1	4.9
Primary services.....		515210-P	12/03	151.4	150.8	158.1	2.1	4.8
Cable network advertising services.....		515210-1	06/93	216.6	213.8	227.3	2.3	6.3
Cable network programming services.....		515210-2	06/93	240.5	240.5	250.5	2.0	4.2
Telecommunications.....	517		12/03	100.5	100.6	101.2	1.9	0.6
Wired and wireless telecommunications carriers.....	5173		12/17	102.9	103.0	103.7	2.0	0.7
Wired and wireless telecommunications carriers.....	51731		12/17	102.9	103.0	103.7	2.0	0.7
Wired telecommunications carriers.....	517311		12/03	122.7	122.8	124.6	3.1	1.5
Primary products.....		517311-P	12/03	122.5	122.7	124.4	3.1	1.4
Local telephone service, except private lines.....		517311-1	12/03	145.2	145.4	145.2	0.0	-0.1
Residence local telephone service.....		517311-111	12/03	159.2	159.2	159.2	0.0	0.0
Business and other local telephone service.....		517311-112	12/03	127.9	128.3	128.0	0.2	-0.2
Public switched toll service.....		517311-2	12/03	113.1	118.9	119.4	3.7	0.4
Residence switched toll service.....		517311-21	12/03	160.3	165.1	168.9	1.0	2.3
Business switched toll and other toll service.....		517311-22	12/03	60.0	64.9	63.6	7.8	-2.0
Private line telephone service.....		517311-3	12/03	99.1	99.1	99.1	0.0	0.0
All-distance telephone service.....		517311-4	12/11	132.0	132.0	132.1	0.2	0.1
Video programming distribution.....		517311-5	12/03	155.5	154.9	155.3	2.3	0.3
Video programming subscriber services.....		517311-501	06/93	215.4	214.6	215.1	2.5	0.2
Advertising services.....		517311-502	06/93	153.9	153.9	153.9	0.0	0.0
Internet access services.....		517311-6	06/04	61.6	61.6	61.7	0.5	0.2
Residential Internet access services.....		517311-601	12/11	90.9	90.9	91.0	0.4	0.1
Business Internet access services.....		517311-602	12/11	100.2	100.2	100.2	0.4	0.0
Bundled access services.....		517311-7	12/11	111.5	111.1	115.0	6.1	3.5
Other wired telecommunications services.....		517311-9	12/03	103.9	104.0	104.0	0.0	0.0
Wireless telecommunications carriers.....	517312		06/99	43.7	43.7	43.4	0.0	-0.7
Primary services.....		517312-P	06/99	43.2	43.2	42.9	0.0	-0.7
Wireless telecommunications services.....		517312-1	06/99	43.2	43.2	42.9	0.0	-0.7
Data processing and related services.....	5182		12/03	108.2	107.7	108.4	1.8	0.6
Data processing and related services.....	51821		12/03	108.2	107.7	108.4	1.8	0.6
Data processing, hosting and related services.....	518210		12/00	111.6	111.2	111.9	1.8	0.6
Primary services.....		518210-P	12/00	108.4	107.8	108.5	2.3	0.6
Business process management services.....		518210-1	12/00	104.1	104.1	104.1	0.0	0.0
Data management, information transformation, and related services.....		518210-4	12/00	105.1	105.1	105.1	0.1	0.0
Hosting, ASP, and other IT infrastructure provisioning services.....		518210-5	12/06	107.6	106.6	107.9	4.3	1.2
Other receipts.....		518210-SM	12/00	122.8	122.8	123.4	0.5	0.5
Internet publishing and web search portals.....	519130		12/09	80.8	81.0	79.6	-1.6	-1.7
Primary services.....		519130-P	12/09	82.6	82.9	81.7	-1.7	-1.4
Internet publishing and web search portals - advertising sales.....		519130-1	12/09	61.0	61.8	59.3	-4.2	-4.0
Internet publishing and web search portals - search and textual advertising sales.....		519130-101	12/09	46.8	48.1	47.1	-2.7	-2.1
Internet publishing and web search portals - display and other advertising sales.....		519130-102	12/09	77.9	78.2	-	-	-
Internet publishing and web search portals - subscription, content access, and licensing sales.....		519130-2	12/09	119.6	119.0	119.8	0.3	0.7
Other receipts.....		519130-SM	12/09	49.6	49.2	47.6	0.6	-3.3
Depository credit intermediation.....	5221		12/03	109.2	102.6	105.0	-5.9	2.3
Commercial banking.....	52211		12/03	111.2	104.1	106.8	-6.2	2.6
Commercial banking.....	522110		12/03	111.2	104.1	106.8	-6.2	2.6
Primary services.....		522110-P	12/03	111.2	104.1	106.8	-6.2	2.6
Loan services.....		522110-1	12/03	155.9	143.0	146.8	-10.9	2.7
Residential real estate loans, except home equity.....		522110-101	12/03	89.7	87.0	92.1	-4.9	5.9
Nonresidential real estate loans.....		522110-102	12/03	268.6	239.3	250.0	-14.3	4.5
Home equity loans.....		522110-103	12/03	187.3	167.1	170.0	-10.5	1.7
Commercial, industrial, and agricultural loans, except real estate.....		522110-105	12/03	150.2	132.3	127.5	-23.7	-3.6
New and used auto and truck loans.....		522110-106	12/03	92.0	86.6	91.6	1.7	5.8
Credit cards, overdraft credit, and related plans.....		522110-107	12/03	162.0	155.2	158.0	-3.6	1.8
Other loan services.....		522110-108	12/03	100.9	94.6	99.1	14.0	4.8
Deposit services.....		522110-2	12/03	67.8	65.6	67.3	1.8	2.6
Demand deposits.....		522110-201	12/11	112.9	109.7	115.3	5.8	5.1

See footnotes at end of table.

Table 11. Producer price indexes for the net output of selected industries and their products, not seasonally adjusted — Continued

Industry and product ¹	Industry code	Product code	Index base	Index			Percent change to Jan. 2020 from:	
				Sept. 2019 ²	Dec. 2019 ²	Jan. 2020 ²	Jan. 2019	Dec. 2019
Commercial banking - Continued								
Time and other deposits.....		522110-202	12/11	131.8	127.0	126.9	-2.4	-0.1
Trust services.....		522110-3	12/03	123.0	113.9	116.7	1.9	2.5
Other banking services.....		522110-4	12/03	104.1	104.1	104.1	-0.9	0.0
Savings institutions.....	52212		12/03	93.3	92.6	92.1	-1.1	-0.5
Savings institutions.....	522120		12/03	93.3	92.6	92.1	-1.1	-0.5
Primary services.....		522120-P	12/03	93.4	92.8	92.3	-1.1	-0.5
Loan services.....		522120-1	12/03	113.1	110.0	108.7	-3.1	-1.2
Residential real estate loans, except home equity.....		522120-101	12/03	97.4	97.1	94.9	0.2	-2.3
Nonresidential real estate loans.....		522120-102	12/03	183.1	175.6	172.1	-12.1	-2.0
Home equity loans.....		522120-103	12/03	260.6	227.4	230.4	-11.4	1.3
Commercial, industrial, and agricultural loans, except real estate.....		522120-105	12/03	185.1	172.1	168.2	-6.9	-2.3
New and used auto and truck loans.....		522120-106	12/03	72.3	65.8	68.3	-3.7	3.8
Credit cards, overdraft credit, and related plans.....		522120-109	12/11	108.5	104.9	107.6	-2.4	2.6
Other loan services.....		522120-111	12/03	105.5	100.6	102.5	-0.7	1.9
Deposit services.....		522120-2	12/03	75.8	79.0	79.8	3.8	1.0
Demand deposits.....		522120-201	12/11	104.4	105.1	104.9	3.6	-0.2
Time and other deposits.....		522120-202	12/11	91.9	97.2	98.5	3.8	1.3
Trusts and other banking services.....		522120-3	12/03	149.5	150.0	150.6	1.3	0.4
Security, commodity contracts and like activity.....	523		12/03	202.0	194.5	197.2	3.5	1.4
Securities and commodity contracts intermediation and brokerage.....	5231		06/00	149.9	130.9	130.6	-12.8	-0.2
Investment banking and securities dealing.....	52311		12/03	276.6	256.5	256.1	-5.9	-0.2
Investment banking and securities dealing.....	523110		12/03	274.7	254.7	254.4	-5.9	-0.1
Primary services.....		523110-P	12/03	292.6	271.3	270.9	-5.9	-0.1
Dealer transactions.....		523110-2	06/00	105.6	100.4	100.3	-0.5	-0.1
Dealer transactions, equity securities.....		523110-201	06/05	112.5	110.2	109.1	5.0	-1.0
Dealer transactions, debt securities and all other trading.....		523110-202	06/00	131.2	118.0	119.7	-9.7	1.4
Investment banking services.....		523110-3	06/00	206.0	209.6	209.7	8.7	0.0
Other securities dealing services.....		523110-4	12/03	965.7	696.8	692.4	-35.4	-0.6
Securities brokerage.....	52312		12/03	105.5	84.0	83.7	-22.1	-0.4
Securities brokerage.....	523120		12/03	105.5	84.0	83.7	-22.1	-0.4
Primary services.....		523120-P	12/03	104.7	83.4	83.1	-22.0	-0.4
Brokerage services.....		523120-1	06/00	80.9	53.2	50.3	-36.3	-5.5
Brokerage services, equities and ETFs.....		523120-101	06/00	82.1	44.3	40.5	-49.0	-8.6
Brokerage services, all other securities.....		523120-102	06/00	75.8	75.2	74.6	-2.2	-0.8
Other securities related services including margin lending and mutual fund sales.....		523120-4	06/00	117.5	104.6	107.0	-12.9	2.3
Portfolio management.....	52392		12/03	257.6	263.3	269.4	15.3	2.3
Portfolio management.....	523920		06/02	254.2	259.9	265.9	15.3	2.3
Primary services.....		523920-P	06/02	268.3	274.3	280.7	15.3	2.3
Mutual fund and exchange traded fund management.....		523920-1	06/02	335.4	347.0	358.1	24.6	3.2
Management of equity funds.....		523920-101	01/17	146.7	156.1	164.4	46.7	5.3
Management of bond funds.....		523920-102	01/17	109.8	109.6	109.9	6.8	0.3
Management of other funds.....		523920-103	01/17	104.4	104.9	106.0	3.1	1.0
Private portfolio management.....		523920-2	06/02	235.3	238.3	242.2	8.8	1.6
Management of equity private portfolios.....		523920-201	01/17	112.9	115.0	119.3	16.3	3.7
Management of bond private portfolios.....		523920-202	01/17	102.7	103.8	104.5	3.5	0.7
Management of other private portfolios.....		523920-203	01/17	105.1	105.7	104.5	2.1	-1.1
Investment advice.....	52393		12/03	183.2	186.7	189.9	13.3	1.7
Investment advice.....	523930		12/03	183.1	186.6	189.8	13.2	1.7
Primary services.....		523930-P	06/02	186.9	190.4	193.7	13.3	1.7
Investment advisory services.....		523930-1	06/02	186.9	190.4	193.7	13.3	1.7
Insurance carriers and related activities.....	524		12/03	141.0	141.2	141.3	1.2	0.1
Insurance carriers.....	5241		12/03	141.5	141.7	141.9	1.3	0.1
Direct life/health/medical insurance carriers.....	52411		12/03	145.1	145.2	145.4	0.8	0.1
Direct life insurance carriers.....	524113		12/98	115.8	115.9	115.9	0.4	0.0
Primary services.....		524113-P	12/98	115.5	115.7	115.7	0.4	0.0
Life insurance policies.....		524113-1	12/98	108.2	108.3	108.3	0.5	0.0
Individual life insurance policies.....		524113-101	12/98	114.3	114.4	114.6	0.3	0.2
Term life insurance policies.....		524113-10101	12/98	110.7	110.7	110.9	1.1	0.2
Whole life insurance policies.....		524113-10102	12/98	118.1	118.3	118.2	-0.1	-0.1
Universal life insurance policies.....		524113-10103	12/98	112.2	112.7	112.6	0.0	-0.1
Variable-universal and other individual life insurance policies.....		524113-10105	12/17	101.9	100.6	101.8	0.1	1.2
Group life insurance policies.....		524113-102	12/98	93.9	93.9	93.8	1.3	-0.1

See footnotes at end of table.

Table 11. Producer price indexes for the net output of selected industries and their products, not seasonally adjusted — Continued

Industry and product ¹	Industry code	Product code	Index base	Index			Percent change to Jan. 2020 from:	
				Sept. 2019 ²	Dec. 2019 ²	Jan. 2020 ²	Jan. 2019	Dec. 2019
Direct life insurance carriers - Continued								
Annuities.....		524113-2	12/98	154.3	154.6	154.5	0.4	-0.1
Variable deferred annuities.....		524113-201	12/98	187.5	187.5	187.6	0.4	0.1
Fixed-rate deferred annuities.....		524113-202	12/98	121.8	122.7	122.4	-1.1	-0.2
Immediate annuities.....		524113-203	12/98	141.9	142.3	141.5	6.8	-0.6
Disability insurance policies.....		524113-3	06/06	104.8	104.8	104.6	-0.2	-0.2
Direct health and medical insurance carriers.....	524114		12/02	183.2	183.3	183.6	0.9	0.2
Primary services.....		524114-P	12/02	185.8	185.8	186.2	0.9	0.2
Medical service plans.....		524114-1	12/02	193.8	193.9	194.3	0.9	0.2
Comprehensive medical service plans.....		524114-101	12/02	196.4	196.5	196.7	0.8	0.1
Group managed care medical service plans.....		524114-10101	12/02	192.6	192.6	193.2	1.3	0.3
Group fee-for-service medical service plans.....		524114-10102	12/02	177.6	177.6	177.6	0.7	0.0
Individual comprehensive medical service plans.....		524114-10103	12/02	306.0	306.3	305.5	-0.1	-0.3
Non-comprehensive medical service plans.....		524114-103	06/07	124.4	124.5	125.4	1.8	0.7
Dental service plans.....		524114-10301	12/02	136.0	136.3	136.5	1.0	0.1
Supplemental Medicare service plans.....		524114-10302	12/02	147.1	147.1	150.5	3.7	2.3
Other medical service plans.....		524114-10303	12/02	165.8	165.8	165.8	0.8	0.0
Indemnity health insurance plans.....		524114-2	12/02	113.8	113.8	113.8	0.0	0.0
Other direct insurance carriers.....	52412		12/98	157.5	158.0	158.1	2.2	0.1
Direct property and casualty insurers.....	524126		06/98	157.6	158.2	158.2	2.2	0.0
Primary services.....		524126-P	06/98	157.8	158.3	158.3	2.2	0.0
Private passenger auto insurance.....		524126-1	06/98	189.9	190.3	190.5	3.0	0.1
Homeowner's insurance.....		524126-2	06/98	210.2	211.5	211.4	2.6	0.0
Commercial auto insurance.....		524126-3	06/98	119.8	120.3	121.2	-0.7	0.7
Non-auto liability insurance.....		524126-4	06/98	120.3	120.5	120.5	0.2	0.0
Medical malpractice insurance.....		524126-402	06/98	116.5	115.2	115.2	-5.3	0.0
Product and other non-auto liability insurance.....		524126-403	06/98	121.0	121.4	121.5	1.7	0.1
Commercial multiple peril insurance.....		524126-5	06/98	125.1	126.5	127.4	3.6	0.7
Worker's compensation insurance.....		524126-6	06/98	102.9	102.7	102.0	0.3	-0.7
Other property and casualty insurance.....		524126-7	12/03	116.6	117.2	116.7	1.6	-0.4
Insurance agencies and brokerages.....	52421		12/03	111.7	112.0	112.2	0.8	0.2
Insurance agencies and brokerages.....	524210		12/02	115.7	116.0	116.1	0.7	0.1
Primary services.....		524210-P	12/02	116.3	116.7	116.8	0.8	0.1
Sale of property and casualty insurance.....		524210-1	12/02	117.1	117.6	117.6	0.9	0.0
Sale of personal property and casualty insurance.....		524210-101	06/09	115.4	115.5	115.3	1.1	-0.2
Sale of private passenger auto insurance.....		524210-10101	12/02	119.6	119.6	119.4	1.2	-0.2
Sale of homeowner's insurance.....		524210-10102	12/02	123.1	123.6	123.5	1.3	-0.1
Sale of other personal property and casualty insurance.....		524210-10103	06/09	101.8	101.2	101.3	-0.4	0.1
Sale of commercial property and casualty insurance.....		524210-102	12/02	116.2	117.2	117.3	0.7	0.1
Sale of life insurance and annuities.....		524210-2	12/02	105.3	105.3	105.6	0.3	0.3
Sale of health and medical insurance.....		524210-3	12/02	130.9	131.1	132.0	1.5	0.7
Sale of other insurance.....		524210-4	12/02	103.0	103.0	103.0	0.0	0.0
Lessors of nonresidential buildings (except miniwarehouses).....	53112		12/03	129.4	128.3	130.5	1.7	1.7
Lessors of nonresidential buildings.....	531120		12/95	151.4	150.1	152.7	1.7	1.7
Primary services.....		531120-P	12/95	147.1	145.9	148.4	1.7	1.7
Leasing of shopping centers and retail stores.....		531120-1	12/95	134.0	137.3	138.0	-0.9	0.5
Leasing of professional and office buildings.....		531120-2	12/95	158.0	159.3	161.0	4.1	1.1
Leasing of manufacturing and industrial buildings.....		531120-3	12/95	125.7	127.8	128.9	5.4	0.9
Leasing of other nonresidential buildings and facilities.....		531120-7	12/02	164.8	121.0	139.0	-4.1	14.9
Lessors of miniwarehouse and self storage units.....	53113		12/03	149.5	150.1	149.1	-0.2	-0.7
Miniwarehouse and self-storage unit operators.....	531130		12/03	149.5	150.1	149.1	-0.2	-0.7
Primary services.....		531130-P	06/93	227.1	228.1	226.5	-0.1	-0.7
Miniwarehouse and self-storage unit operation.....		531130-1	06/93	227.1	228.1	226.5	-0.1	-0.7
Offices of real estate agents and brokers.....	5312		12/03	146.6	147.4	147.1	3.3	-0.2
Offices of real estate agents and brokers.....	53121		12/03	146.6	147.4	147.1	3.3	-0.2
Offices of real estate agents and brokers.....	531210		12/03	146.5	147.3	147.0	3.2	-0.2
Primary services.....		531210-P	12/03	146.5	147.3	147.0	3.2	-0.2
Real estate brokerage, residential property sales and leases.....		531210-1	12/95	197.6	198.4	197.9	3.2	-0.3
Real estate brokerage, nonresidential property sales and leases including land sales and leases.....		531210-6	12/06	127.2	128.8	128.9	3.8	0.1
Real estate brokerage, nonresidential property sales including land sales.....		531210-601	12/09	130.0	134.0	133.7	7.6	-0.2
Real estate brokerage, nonresidential property leases including land leases.....		531210-602	12/09	125.9	125.2	125.7	0.5	0.4
Real estate property managers.....	53131		12/03	120.2	118.8	119.8	0.8	0.8
Residential property managers.....	531311		12/03	129.8	129.6	129.6	-0.1	0.0

See footnotes at end of table.

Table 11. Producer price indexes for the net output of selected industries and their products, not seasonally adjusted — Continued

Industry and product ¹	Industry code	Product code	Index base	Index			Percent change to Jan. 2020 from:	
				Sept. 2019 ²	Dec. 2019 ²	Jan. 2020 ²	Jan. 2019	Dec. 2019
Residential property managers - Continued								
Primary services.....		531311-P	12/03	131.7	131.6	131.5	-0.1	-0.1
Residential property management services.....		531311-1	12/95	137.6	137.4	137.4	-0.1	0.0
Nonresidential property managers.....								
Primary services.....	531312	531312-P	12/03	105.0	101.2	104.0	2.6	2.8
Nonresidential property management services.....		531312-1	12/95	116.5	112.3	115.5	2.7	2.8
Offices of real estate appraisers.....								
Primary services.....	531320	531320-P	12/03	103.2	104.5	104.0	0.4	-0.5
Real estate appraisal services.....		531320-1	12/95	104.8	106.1	105.6	0.4	-0.5
Automotive equipment rental and leasing.....								
Passenger car rental and leasing.....	5321		06/01	127.6	125.4	128.3	3.8	2.3
Passenger car rental.....								
Passenger car rental.....	53211		12/03	111.2	108.3	112.3	4.9	3.7
Passenger car rental.....								
Primary services.....	532111	532111-P	12/91	163.2	159.0	164.9	5.0	3.7
Standard passenger car rental.....		532111-2	12/91	162.4	158.1	164.0	4.9	3.7
Passenger car rental for business travel.....		532111-211	12/98	153.9	148.6	156.3	5.5	5.2
Passenger car rental for leisure travel.....		532111-221	12/98	82.5	85.0	86.7	-1.3	2.0
Replacement passenger car rental.....		532111-3	12/98	150.5	141.0	150.4	9.1	6.7
			12/91	215.6	215.0	214.4	3.2	-0.3
Truck, utility trailer and RV rental and leasing.....								
Truck, utility trailer, and RV rental and leasing.....	53212		12/03	126.6	126.5	126.4	1.8	-0.1
Truck, utility trailer, and RV rental and leasing.....								
Primary services.....	532120	532120-P	06/91	145.4	145.3	145.1	1.8	-0.1
Rental of trucks, truck trailers, RVs.....		532120-1	06/91	139.4	140.0	139.6	0.8	-0.3
Leasing of trucks, truck trailers, and RVs.....		532120-4	06/91	140.0	141.5	138.9	0.1	-1.8
Other receipts.....		532120-SM	06/91	132.0	132.1	133.0	1.2	0.7
			06/91	178.7	173.8	174.9	7.5	0.6
Other heavy machinery rental and leasing.....								
Primary services.....	532412	532412-P	12/03	120.8	120.8	120.9	-1.4	0.1
Construction equipment rental and leasing.....		532412-1	12/03	114.8	114.7	114.9	-1.5	0.2
Oilfield and well drilling equipment rental and leasing.....		532412-2	12/03	117.7	117.6	118.0	-2.0	0.3
Other receipts.....		532412-SM	12/03	106.3	106.3	106.3	-0.5	0.0
			12/03	159.0	159.0	159.0	-1.1	0.0
Legal services.....								
Legal services.....	5411		12/96	225.0	225.5	230.1	4.4	2.0
Offices of lawyers.....								
Offices of lawyers.....	54111		12/96	225.0	225.5	230.1	4.4	2.0
Offices of lawyers.....								
Primary services.....	541110	541110-P	12/96	225.0	225.5	230.1	4.4	2.0
Labor and employment legal services.....		541110-A	12/96	224.3	224.8	229.4	4.4	2.0
Criminal legal services.....		541110-B	12/14	108.1	108.1	109.5	2.0	1.3
Other legal services.....		541110-C	12/14	100.3	100.3	101.6	1.3	1.3
Real estate legal services.....		541110-2	12/14	109.0	109.0	111.0	2.7	1.8
Civil negligence legal services.....		541110-3	12/96	207.5	207.6	217.6	5.0	4.8
Defendant representation.....		541110-301	12/96	175.1	175.9	178.2	3.2	1.3
Plaintiff representation.....		541110-302	12/96	226.3	226.9	231.2	3.6	1.9
Wills, estate planning, and probate.....		541110-6	12/96	118.4	119.3	119.8	2.7	0.4
Family legal services.....		541110-8	12/96	217.5	217.5	218.5	0.5	0.5
Business and commercial legal services.....		541110-9	12/14	107.6	107.6	111.8	3.9	3.9
Tax legal services.....		541110-901	12/14	123.4	123.8	126.3	6.0	2.0
Intellectual property legal services.....		541110-902	12/14	126.4	126.4	133.4	10.4	5.5
Bankruptcy and other business and commercial legal services.....		541110-903	12/14	118.5	120.9	121.6	3.7	0.6
			12/14	124.1	124.2	126.7	6.1	2.0
Offices of certified public accountants.....								
Primary services.....	541211	541211-P	12/03	124.8	125.5	126.1	-0.5	0.5
Other accounting services.....		541211-A	12/03	126.5	127.5	128.1	-0.9	0.5
Financial auditing.....		541211-4	12/08	97.6	100.2	101.6	-5.1	1.4
Tax preparation and planning.....		541211-5	06/95	156.8	155.5	155.3	-1.6	-0.1
Bookkeeping and compilation.....		541211-9	06/95	169.1	172.1	173.0	0.8	0.5
			12/08	122.8	121.9	122.8	2.0	0.7
Other accounting services.....								
Primary services.....	541219	541219-P	12/03	131.3	134.6	136.4	4.8	1.3
Other accounting services (non-CPA firms).....		541219-1	12/03	131.4	134.7	136.6	4.8	1.4
Architectural, engineering and related services.....								
Architectural services.....	5413		12/96	170.0	170.1	171.3	1.4	0.7
Architectural services.....								
Primary services.....	54131		12/03	118.4	118.4	118.6	-1.2	0.2
Residential building projects.....		541310-P	12/96	143.0	143.0	143.2	-1.2	0.1
Nonresidential building projects.....		541310-1	12/96	145.8	145.8	146.1	-1.3	0.2
Commercial and industrial building projects.....		541310-71	12/10	162.0	161.8	162.5	-8.6	0.4
Institutional building projects.....		541310-72	09/19	107.0	107.1	107.2	0.3	0.1
			09/19	100.0	100.0	100.4	-	0.4
			09/19	100.0	100.0	100.0	-	0.0

See footnotes at end of table.

Table 11. Producer price indexes for the net output of selected industries and their products, not seasonally adjusted — Continued

Industry and product ¹	Industry code	Product code	Index base	Index			Percent change to Jan. 2020 from:	
				Sept. 2019 ²	Dec. 2019 ²	Jan. 2020 ²	Jan. 2019	Dec. 2019
Architectural services - Continued								
Other architectural services, incl. historic restoration & architectural consulting services.....		541310-8	12/10	114.2	114.2	114.7	0.3	0.4
Other receipts.....		541310-SM	12/96	193.1	—	—	—	—
Engineering services.....	54133		12/03	139.1	139.1	140.2	1.7	0.8
Engineering services.....	541330		12/96	175.6	175.7	177.0	1.8	0.7
Primary services.....		541330-P	12/96	175.6	175.7	177.2	1.9	0.9
Building related engineering projects.....		541330-1	12/96	164.2	164.5	166.7	1.3	1.3
Residential building engineering projects.....		541330-101	12/09	106.7	106.7	106.7	0.0	0.0
Commercial, public, and institutional building engineering projects.....		541330-102	12/09	121.0	121.5	121.8	1.2	0.2
Industrial and manufacturing plant and process engineering projects.....		541330-103	12/09	115.9	116.0	118.3	1.5	2.0
Non-building related engineering projects.....		541330-2	12/96	181.2	181.2	181.9	2.4	0.4
Transportation engineering projects.....		541330-201	12/09	120.2	120.0	121.2	1.3	1.0
Highway and roadway engineering projects.....		541330-20101	12/09	118.3	116.9	119.9	2.0	2.6
Other transportation engineering projects, including mass transit engineering projects.....		541330-20102	12/09	123.1	124.3	123.1	0.3	-1.0
Municipal utility and power generation and distribution engineering projects.....		541330-202	12/09	126.3	126.4	126.7	0.9	0.2
All other non-building related engineering projects.....		541330-203	12/09	125.4	125.4	125.8	4.3	0.3
Other receipts.....		541330-SM	12/96	173.6	—	—	—	—
Management and technical consulting services.....	5416		06/06	109.5	109.3	110.5	-0.5	1.1
Management consulting services.....	54161		06/06	109.5	109.3	110.5	-0.5	1.1
Management consulting services.....	541610		06/06	109.5	109.3	110.5	-0.5	1.1
Primary services.....		541610-P	06/06	109.6	109.4	110.6	-0.5	1.1
Administrative and general management consulting services.....		541610-1	06/06	119.9	119.9	120.8	0.1	0.8
Marketing consulting services.....		541610-3	06/06	88.6	92.1	89.8	1.1	-2.5
Process, physical distribution and logistics consulting services.....		541610-4	06/06	114.6	112.8	118.8	-1.2	5.3
Human resources consulting services.....		541610-5	06/06	106.8	106.5	106.3	-4.1	-0.2
Other management consulting services.....		541610-8	06/06	89.6	89.6	89.6	-0.9	0.0
Advertising agencies.....	54181		12/03	116.5	116.6	114.2	-1.5	-2.1
Advertising agencies.....	541810		06/95	141.3	141.3	138.4	-1.5	-2.1
Primary services.....		541810-P	06/95	143.4	143.5	140.2	-1.6	-2.3
Advertising creative services billed separately.....		541810-1	06/95	137.5	137.8	140.7	2.6	2.1
Advertising placement services, including bundled placement and creative services.....		541810-2	06/95	150.9	150.9	145.1	-3.1	-3.8
Other advertising services billed separately.....		541810-3	12/08	99.8	99.8	99.8	-0.1	0.0
Other receipts.....		541810-SM	06/95	127.0	127.0	127.0	0.0	0.0
Employment services.....	5613		12/96	142.1	146.2	142.2	1.3	-2.7
Employee leasing services.....	56133		12/03	124.7	129.1	125.1	1.9	-3.1
Professional employer organizations.....	561330		12/03	124.7	129.1	125.1	1.9	-3.1
Primary services.....		561330-P	06/94	161.2	167.0	161.7	1.9	-3.2
Co-employment staffing.....		561330-1	06/94	161.2	167.0	161.7	1.9	-3.2
Staffing services (except PEOs).....	56138		12/10	115.2	117.9	115.1	0.9	-2.4
Staffing services (except PEOs).....	561380		12/10	115.2	117.9	115.1	0.9	-2.4
Primary services.....		561380-P	12/10	115.4	118.2	115.2	0.9	-2.5
Temporary help services.....		561380-1	06/94	149.8	153.6	149.2	1.0	-2.9
Temporary help services, office and clerical.....		561380-101	06/94	165.7	168.9	168.3	2.9	-0.4
Temporary help services, light and heavy industrial.....		561380-102	06/94	157.7	159.6	160.3	2.1	0.4
Temporary help services, technical and professional.....		561380-103	06/94	84.2	89.3	81.5	-0.6	-8.7
Temporary help services, medical.....		561380-104	06/94	155.1	150.9	155.2	2.4	2.8
Temporary help services, other.....		561380-105	06/94	147.1	148.2	146.7	-1.5	-1.0
Employment placement services.....		561380-2	12/03	126.3	131.0	130.8	-0.2	-0.2
Executive search services.....		561380-3	12/06	99.2	95.1	97.5	0.9	2.5
Other receipts.....		561380-SM	12/10	108.3	108.3	108.3	-0.6	0.0
Travel agencies.....	56151		12/03	106.0	103.0	101.9	-1.1	-1.1
Travel agencies.....	561510		12/89	118.7	115.4	114.2	-1.0	-1.0
Primary services.....		561510-P	12/89	118.1	114.5	113.1	-1.3	-1.2
Flight bookings.....		561510-1	12/89	100.2	99.1	100.3	6.0	1.2
Domestic flight bookings.....		561510-111	12/89	102.2	101.1	101.2	11.8	0.1
International flight bookings.....		561510-112	12/89	71.9	71.1	72.7	1.5	2.3
Other travel agency services, except flight bookings.....		561510-2	12/89	167.2	160.7	157.0	-4.4	-2.3
Hotel and car rental bookings.....		561510-211	12/89	149.0	151.4	136.8	-11.1	-9.6
Hotel bookings.....		561510-2111	12/11	92.4	93.5	83.4	-10.6	-10.8
Car rental bookings.....		561510-2112	12/11	110.2	113.8	108.2	-12.8	-4.9
Cruise and tour bookings.....		561510-222	06/02	121.4	101.1	99.6	-10.3	-1.5

See footnotes at end of table.

Table 11. Producer price indexes for the net output of selected industries and their products, not seasonally adjusted — Continued

Industry and product ¹	Industry code	Product code	Index base	Index			Percent change to Jan. 2020 from:	
				Sept. 2019 ²	Dec. 2019 ²	Jan. 2020 ²	Jan. 2019	Dec. 2019
Travel agencies - Continued								
Cruise bookings.....		561510-2221	12/11	114.7	104.2	101.9	-1.8	-2.2
Packaged tour bookings.....		561510-2222	12/11	117.2	93.0	92.1	-14.4	-1.0
All other travel agency services.....		561510-233	06/02	125.6	126.6	126.6	0.8	0.0
Other receipts.....		561510-SM	06/02	122.1	—	122.1	1.4	—
Security guards and patrol services.....	561612		12/04	127.0	128.0	128.7	2.9	0.5
Primary services.....		561612-P	12/04	126.9	127.9	128.6	3.0	0.5
Security guard services.....		561612-1	12/04	126.9	127.9	128.6	3.0	0.5
Janitorial services.....	56172		12/03	122.8	123.2	123.8	1.6	0.5
Janitorial services.....	561720		12/94	145.3	145.7	146.4	1.6	0.5
Primary services.....		561720-P	12/94	145.5	146.0	146.7	1.7	0.5
Janitorial cleaning services.....		561720-5	12/94	145.5	146.0	146.7	1.7	0.5
Nonresidential cleaning services.....		561720-51	06/03	120.5	121.0	121.6	1.6	0.5
Residential cleaning services.....		561720-52	06/03	151.3	151.3	151.3	2.0	0.0
Waste collection.....	5621		12/03	145.6	146.2	147.9	3.9	1.2
Waste collection.....	56211		12/03	145.6	146.2	147.9	3.9	1.2
Solid waste collection.....	562111		12/03	145.6	146.2	148.0	4.0	1.2
Primary services.....		562111-P	06/93	198.7	199.3	202.2	4.1	1.5
Solid waste collection services.....		562111-2	06/93	198.7	199.3	202.2	4.1	1.5
Offices of physicians.....	6211		12/96	136.0	136.1	136.3	0.9	0.1
Offices of physicians.....	62111		12/96	136.0	136.1	136.3	0.9	0.1
Offices of physicians, except mental health.....	621111		12/93	146.6	146.6	146.9	0.9	0.2
Primary services.....		621111-P	12/93	147.0	147.0	147.2	0.9	0.1
One and two physician practices and single specialty group practices.....		621111-4	12/93	143.2	143.2	143.6	0.3	0.3
General/family practice.....		621111-411	12/93	156.5	156.6	156.5	0.3	-0.1
Internal medicine.....		621111-412	12/99	125.9	125.9	126.1	0.5	0.2
General surgery and other surgical specialties.....		621111-413	12/99	114.1	114.1	114.8	1.2	0.6
Pediatrics.....		621111-414	12/93	236.5	236.5	236.6	-3.6	0.0
Obstetrics/gynecology.....		621111-415	12/93	141.2	141.2	141.4	-0.6	0.1
Other specialty.....		621111-419	12/99	126.2	126.2	126.7	0.8	0.4
Multispecialty group practice.....		621111-5	12/93	165.8	165.9	165.7	2.5	-0.1
Offices of dentists.....	6212		06/10	116.3	116.9	117.2	1.4	0.3
Offices of dentists.....	62121		06/10	116.3	116.9	117.2	1.4	0.3
Offices of dentists.....	621210		06/10	116.3	116.9	117.2	1.4	0.3
Primary services.....		621210-P	06/10	116.4	117.0	117.3	1.4	0.3
Dental visits and consultations.....		621210-1	06/10	121.7	121.8	121.9	1.4	0.1
Private insurance patients: dental visits and consultations.....		621210-11	06/14	110.4	110.5	110.6	1.0	0.1
Medicare, Medicaid and all other patients: dental visits and consultations.....		621210-12	06/14	113.0	113.0	113.2	1.9	0.2
Dental surgical intervention services.....		621210-2	06/10	110.4	110.4	111.3	0.9	0.8
Private insurance patients: dental surgical intervention services.....		621210-21	06/14	109.2	109.2	109.9	0.5	0.6
Medicare, Medicaid and all other patients: dental surgical intervention services.....		621210-22	06/14	102.8	102.8	104.0	1.4	1.2
Dental non-surgical intervention services.....		621210-3	06/10	114.9	116.1	116.2	1.5	0.1
Private insurance patients: dental non-surgical intervention services.....		621210-31	06/14	107.7	107.5	107.6	0.2	0.1
Medicare, Medicaid and all other patients: dental non-surgical intervention services.....		621210-32	06/14	106.7	109.6	109.7	3.3	0.1
Medical and diagnostic laboratories.....	6215		12/03	104.2	104.2	103.2	-0.6	-1.0
Medical and diagnostic laboratories.....	62151		12/03	104.2	104.2	103.2	-0.6	-1.0
Medical laboratories.....	621511		12/03	101.8	101.7	100.2	-1.4	-1.5
Primary services.....		621511-P	06/94	121.1	121.0	119.2	-1.4	-1.5
Medical laboratory services.....		621511-2	06/94	121.1	121.0	119.2	-1.4	-1.5
Medicare patients.....		621511-23	06/14	84.1	84.1	77.3	-8.1	-8.1
Medicaid patients.....		621511-24	06/14	96.8	96.8	96.8	-0.2	0.0
Private insurance patients.....		621511-25	06/14	98.1	98.0	97.9	0.1	-0.1
All other patients.....		621511-26	06/14	100.6	100.6	100.6	0.0	0.0
Diagnostic imaging centers.....	621512		12/03	107.4	107.4	107.3	0.8	-0.1
Primary services.....		621512-P	06/94	112.6	112.6	112.6	0.8	0.0
Diagnostic imaging services.....		621512-4	06/94	112.6	112.6	112.6	0.8	0.0
Medicare and Medicaid patients.....		621512-41	06/14	93.3	93.3	93.1	-0.2	-0.2
Private insurance and all other patients.....		621512-42	06/14	103.6	103.6	103.6	1.2	0.0
Home health care services.....	6216		12/96	143.1	144.2	144.6	1.4	0.3
Home health care services.....	62161		12/96	143.1	144.2	144.6	1.4	0.3
Home health care services.....	621610		12/96	143.2	144.2	144.7	1.5	0.3

See footnotes at end of table.

Table 11. Producer price indexes for the net output of selected industries and their products, not seasonally adjusted — Continued

Industry and product ¹	Industry code	Product code	Index base	Index			Percent change to Jan. 2020 from:	
				Sept. 2019 ²	Dec. 2019 ²	Jan. 2020 ²	Jan. 2019	Dec. 2019
Home health care services - Continued								
Primary services.....		621610-P	12/96	138.8	138.9	139.2	0.7	0.2
Medicare and Medicaid patients.....		621610-3	12/03	118.1	118.2	118.2	0.5	0.0
Medicare patients.....		621610-31	12/96	130.9	131.0	131.0	0.1	0.0
Medicaid patients.....		621610-32	12/03	125.0	125.0	125.2	1.0	0.2
Private insurance and all other patients.....		621610-4	12/03	132.7	132.8	134.2	1.6	1.1
Private insurance patients.....		621610-41	06/14	104.6	104.7	104.7	1.3	0.0
All other patients.....		621610-42	06/14	126.1	126.1	128.2	1.7	1.7
Other receipts.....		621610-SM	12/96	220.7	265.6	267.9	21.4	0.9
All other ambulatory health care services.....	62199		06/06	118.0	118.3	118.8	0.8	0.4
Blood and organ banks.....								
Primary services.....	621991		06/06	118.0	118.3	118.8	0.8	0.4
Human blood services.....		621991-P	06/06	116.8	117.1	117.5	0.9	0.3
Human red blood and whole blood services.....		621991-1	06/06	105.9	106.2	106.4	1.8	0.2
Human blood plasma services.....		621991-12	06/06	106.2	106.5	106.8	2.3	0.3
Human blood platelet and other blood services.....		621991-13	06/06	104.0	104.1	104.1	0.3	0.0
Human organ, bone, tissue, and other bank services.....		621991-14	06/06	107.7	108.9	109.2	3.3	0.3
Other receipts.....		621991-2	06/06	162.4	162.5	164.3	-1.7	1.1
		621991-SM	06/06	132.5	133.2	133.5	0.8	0.2
Hospitals.....								
General medical and surgical hospitals.....	622		12/92	203.9	205.4	207.7	2.7	1.1
General medical and surgical hospitals.....	6221		12/03	148.0	149.1	150.8	2.7	1.1
General medical and surgical hospitals.....	62211		12/03	148.0	149.1	150.8	2.7	1.1
General medical and surgical hospitals.....	622110		12/92	204.2	205.8	208.2	2.7	1.2
Primary services.....		622110-P	12/92	209.7	211.5	214.0	2.8	1.2
Certain infectious and parasitic diseases.....		622110-201	06/08	120.4	121.6	121.4	-1.8	-0.2
Neoplasms.....		622110-202	12/17	105.7	105.1	110.3	7.4	4.9
Diseases of the blood & blood-forming organs & certain disorders involving the immune mechanism.....		622110-203	12/17	105.1	107.2	107.2	1.5	0.0
Endocrine, nutritional and metabolic diseases.....		622110-204	12/17	98.3	98.3	99.4	-1.6	1.1
Mental and behavioural disorders.....		622110-205	12/17	110.6	112.2	112.6	7.6	0.4
Diseases of the nervous system.....		622110-206	12/17	104.6	103.2	107.2	4.1	3.9
Diseases of the circulatory system.....		622110-209	06/08	120.6	122.6	123.3	2.1	0.6
Diseases of the respiratory system.....		622110-210	12/17	102.2	103.2	104.1	1.8	0.9
Diseases of the digestive system.....		622110-211	06/08	130.2	133.6	134.7	4.0	0.8
Diseases of the skin and subcutaneous tissue.....		622110-212	06/08	124.8	124.9	125.0	-3.4	0.1
Diseases of the musculoskeletal system and connective tissue.....		622110-213	06/08	136.0	135.9	137.2	1.4	1.0
Diseases of the genitourinary system.....		622110-214	12/17	98.2	98.5	99.9	-1.4	1.4
Pregnancy, childbirth and the puerperium.....		622110-215	06/08	150.6	150.8	154.5	7.1	2.5
Certain conditions originating in the perinatal period.....		622110-216	06/08	122.8	123.7	122.8	7.1	-0.7
Symptoms, signs and abnormal clinical and laboratory findings, not elsewhere classified.....		622110-218	12/17	109.4	110.2	109.9	0.9	-0.3
Injury, poisoning and certain other consequences of external causes.....		622110-219	12/17	104.0	105.0	104.5	2.7	-0.5
Factors influencing health status and contact with health services.....		622110-221	12/17	100.8	101.9	102.8	2.5	0.9
Other diseases.....		622110-223	12/17	103.9	104.1	108.4	10.6	4.1
Psychiatric and substance abuse hospitals.....	6222		12/03	145.5	146.6	145.9	2.2	-0.5
Psychiatric and substance abuse hospitals.....	62221		12/03	145.5	146.6	145.9	2.2	-0.5
Psychiatric and substance abuse hospitals.....	622210		12/92	171.5	172.7	171.9	2.2	-0.5
Primary services.....		622210-P	12/92	171.4	172.7	171.9	2.2	-0.5
Psychiatric hospitals.....		622210-3	12/92	174.4	175.9	174.9	2.5	-0.6
Medicare patients: psychiatric hospitals.....		622210-31	06/14	106.1	106.1	105.1	-1.1	-0.9
Medicaid patients: psychiatric hospitals.....		622210-32	06/14	117.8	117.8	118.2	0.3	0.3
Private insurance and all other patients: psychiatric hospitals.....		622210-33	06/14	113.3	114.7	113.8	3.6	-0.8
Other specialty hospitals.....	6223		12/03	158.4	159.2	160.2	2.5	0.6
Other specialty hospitals.....	62231		12/03	158.4	159.2	160.2	2.5	0.6
Other specialty hospitals.....	622310		12/92	237.5	238.7	240.1	2.4	0.6
Primary services.....		622310-P	12/92	273.2	274.5	276.3	2.5	0.7
Specialty, except psychiatric and substance abuse, hospitals.....		622310-6	12/92	273.2	274.5	276.3	2.5	0.7
Medicare patients.....		622310-61	06/14	101.2	104.3	104.5	3.8	0.2
Medicaid patients.....		622310-62	06/14	103.9	106.0	107.8	5.7	1.7
Private insurance and all other patients.....		622310-63	06/14	109.5	108.6	109.3	1.4	0.6
Nursing care facilities.....	6231		12/03	153.7	154.7	155.2	1.9	0.3
Nursing care facilities.....	62311		12/03	153.7	154.7	155.2	1.9	0.3
Nursing care facilities.....	623110		12/94	233.1	234.7	235.5	1.9	0.3
Primary services.....		623110-P	12/94	233.3	234.9	235.8	2.0	0.4
Medicare and Medicaid patients.....		623110-1	12/94	218.6	220.5	221.8	2.6	0.6

See footnotes at end of table.

Table 11. Producer price indexes for the net output of selected industries and their products, not seasonally adjusted — Continued

Industry and product ¹	Industry code	Product code	Index base	Index			Percent change to Jan. 2020 from:	
				Sept. 2019 ²	Dec. 2019 ²	Jan. 2020 ²	Jan. 2019	Dec. 2019
Nursing care facilities - Continued								
Medicaid patients.....		623110-101	06/12	119.3	119.1	120.3	2.6	1.0
Medicare patients.....		623110-102	06/12	109.7	112.4	112.3	2.6	-0.1
Private insurance and all other patients.....		623110-3	12/94	256.6	257.7	258.1	1.4	0.2
Private insurance patients.....		623110-301	06/14	104.9	104.9	104.9	2.7	0.0
All other patients.....		623110-302	06/14	118.2	118.8	119.0	1.1	0.2
Residential developmental disability homes.....	62321		12/03	181.8	182.1	182.5	2.1	0.2
Residential developmental disability homes.....	623210		12/03	181.8	182.1	182.5	2.1	0.2
Primary services.....		623210-P	12/03	183.3	183.6	184.0	2.2	0.2
Residential intellectual and developmental disability services.....		623210-1	12/03	183.3	183.6	184.0	2.2	0.2
Medicaid patients.....		623210-11	06/14	122.0	121.5	122.0	2.2	0.4
Non-Medicaid patients.....		623210-12	06/14	110.6	113.9	113.1	2.3	-0.7
Amusement and theme parks.....	7131		06/06	181.5	189.3	186.1	2.5	-1.7
Amusement and theme parks.....	71311		06/06	181.2	189.1	185.8	2.4	-1.7
Amusement and theme parks.....	713110		06/06	181.2	189.0	185.8	2.4	-1.7
Primary services.....		713110-P	06/06	179.0	186.7	183.6	2.6	-1.7
Amusement and theme park admissions.....		713110-1	06/06	193.1	206.1	201.5	3.8	-2.2
Amusement and theme park food and beverage sales.....		713110-2	06/06	172.6	172.6	170.9	0.8	-1.0
Amusement and theme park merchandise sales, games, and other services.....		713110-3	06/06	136.3	136.3	136.3	0.3	0.0
Other receipts.....		713110-SM	06/06	206.0	215.1	210.0	0.7	-2.4
Golf courses and country clubs.....	71391		12/05	127.5	131.1	131.5	1.9	0.3
Golf courses and country clubs.....	713910		12/05	127.5	131.1	131.5	1.9	0.3
Primary services.....		713910-P	12/05	126.5	130.6	131.0	2.2	0.3
Membership dues and fees.....		713910-1	12/05	138.3	138.5	139.0	0.9	0.4
Greens and guest fees.....		713910-2	12/05	103.8	118.5	119.2	2.4	0.6
Food and beverage sales.....		713910-3	12/05	133.4	133.6	133.5	4.8	-0.1
Equipment rentals and all other golf services.....		713910-4	12/05	119.5	121.2	122.5	2.4	1.1
Other receipts.....		713910-SM	12/05	138.6	138.1	138.0	-0.4	-0.1
Fitness and recreational sports centers.....	71394		12/04	109.1	106.2	106.1	-0.4	-0.1
Fitness and recreational sports centers.....	713940		12/04	109.1	106.2	106.1	-0.5	-0.1
Primary services.....		713940-P	12/04	108.0	104.4	104.1	-1.6	-0.3
Fitness and recreational facility memberships.....		713940-1	12/04	99.9	95.3	94.4	-3.3	-0.9
Recreational facility admissions, classes, and other fitness center services.....		713940-2	12/04	134.2	134.7	137.1	3.9	1.8
Other receipts.....		713940-SM	12/04	114.2	114.2	115.1	4.1	0.8
Accommodation.....	721		12/96	171.9	163.1	168.7	3.1	3.4
Accommodation.....	7211		12/96	171.9	163.1	168.7	3.1	3.4
Hotels (exc casino hotels) and motels.....	72111		12/03	151.4	142.5	147.6	3.9	3.6
Hotels and motels, except casino hotels.....	721110		12/03	151.4	142.5	147.6	3.9	3.6
Primary services.....		721110-P	12/03	153.5	144.4	149.6	4.0	3.6
Guestroom rental.....		721110-1	12/03	158.7	146.2	153.2	4.9	4.8
Limited service hotels and motels guestroom rental.....		721110-101	06/93	204.9	173.1	175.3	-0.1	1.3
Full service hotels and motels guestroom rental.....		721110-102	06/93	213.6	214.3	227.6	8.9	6.2
Luxury and resort hotels guestroom rental.....		721110-103	06/93	232.8	212.9	231.8	6.2	8.9
Hotel and motel food and beverage and related services.....		721110-2	12/03	135.1	135.2	135.8	1.2	0.4
Hotel and motel food and nonalcoholic beverage and related services.....		721110-201	12/03	131.6	131.8	132.4	1.0	0.5
Hotel and motel alcoholic beverage and related services.....		721110-202	12/03	153.4	153.4	153.4	1.9	0.0
Other hotel and motel services.....		721110-5	12/10	130.0	131.9	131.1	1.2	-0.6
Other receipts.....		721110-SM1	12/10	161.9	164.5	164.9	2.1	0.2
Casino hotels.....	72112		12/03	118.9	115.3	118.7	0.6	2.9
Casino hotels.....	721120		12/03	118.9	115.3	118.7	0.7	2.9
Primary services.....		721120-P	12/03	120.3	116.6	120.1	0.7	3.0
Casino hotel guestroom rental.....		721120-1	06/01	111.3	98.1	116.3	2.4	18.6
Casino hotel food and beverage and related services.....		721120-2	12/03	166.0	168.7	169.0	3.0	0.2
Casino hotel food and nonalcoholic beverage and related services.....		721120-201	12/03	152.1	155.4	155.0	2.6	-0.3
Casino hotel alcoholic beverage and related services.....		721120-202	12/03	206.7	208.1	209.8	3.8	0.8
Casino gaming receipts.....		721120-5	06/01	111.7	109.0	110.2	-0.3	1.1
Other casino hotel services.....		721120-6	06/11	110.5	107.8	107.3	0.2	-0.5
Other receipts.....		721120-SM1	06/11	118.4	119.5	121.3	6.0	1.5
Commercial machinery repair and maintenance.....	8113		06/06	135.4	135.6	138.4	2.6	2.1
Commercial machinery repair and maintenance.....	81131		06/06	135.4	135.6	138.4	2.5	2.1
Commercial machinery repair and maintenance.....	811310		06/06	135.4	135.6	138.4	2.6	2.1
Primary services.....		811310-P	06/06	134.6	134.8	137.2	2.1	1.8

See footnotes at end of table.

Table 11. Producer price indexes for the net output of selected industries and their products, not seasonally adjusted — Continued

Industry and product ¹	Industry code	Product code	Index base	Index			Percent change to Jan. 2020 from:	
				Sept. 2019 ²	Dec. 2019 ²	Jan. 2020 ²	Jan. 2019	Dec. 2019
Commercial machinery repair and maintenance - Continued								
Maintenance and repair services for agricultural, construction, and mining machinery.....		811310-5	12/13	117.9	118.6	121.6	3.1	2.5
Maintenance and repair services for commercial and service industry machinery....		811310-6	12/13	115.1	115.1	117.6	2.2	2.2
Maintenance and repair services for industrial machinery.....		811310-7	12/13	103.6	103.6	104.4	0.8	0.8
Maintenance and repair services for general purpose machinery.....		811310-8	12/13	110.1	110.1	113.6	4.9	3.2
Other receipts.....		811310-SM	06/06	132.9	132.9	136.8	3.8	2.9
Special indexes								
New nonresidential building construction by contractor type/region.....	236400		02/14	117.0	117.5	118.4	3.8	0.8
General contractors.....		236400-1	02/14	115.8	116.3	117.0	3.7	0.6
General contractors, Northeast.....		236400-11	02/14	114.6	115.1	115.3	3.3	0.2
General contractors, South.....		236400-12	02/14	115.9	116.4	117.1	3.0	0.6
General contractors, Midwest.....		236400-13	02/14	113.8	113.2	114.5	4.9	1.1
General contractors, West.....		236400-14	02/14	118.2	119.3	119.9	3.8	0.5
Plumbing, heating, and air conditioning contractors.....		236400-221	02/14	111.8	112.5	113.5	3.6	0.9
Plumbing, heating, and air conditioning contractors, Northeast.....		236400-2211	02/14	112.3	113.7	113.9	4.1	0.2
Plumbing, heating, and air conditioning contractors, South.....		236400-2212	02/14	111.1	111.4	112.6	3.4	1.1
Plumbing, heating, and air conditioning contractors, Midwest.....		236400-2213	02/14	109.0	109.4	110.8	2.7	1.3
Plumbing, heating, and air conditioning contractors, West.....		236400-2214	02/14	115.1	115.9	116.9	3.9	0.9
Electrical contractors.....		236400-222	02/14	125.0	126.3	127.2	6.1	0.7
Electrical contractors, Northeast.....		236400-2221	02/14	122.2	123.8	124.5	5.6	0.6
Electrical contractors, South.....		236400-2222	02/14	123.2	124.6	125.4	6.0	0.6
Electrical contractors, Midwest.....		236400-2223	02/14	123.5	124.5	125.7	5.5	1.0
Electrical contractors, West.....		236400-2224	02/14	131.1	132.2	133.0	6.8	0.6
Roofing contractors.....		236400-223	02/14	111.2	112.1	113.0	4.6	0.8
Roofing contractors, Northeast.....		236400-2231	02/14	105.3	105.1	105.2	1.2	0.1
Roofing contractors, South.....		236400-2232	02/14	114.5	114.9	115.9	3.5	0.9
Roofing contractors, Midwest.....		236400-2233	02/14	108.7	109.8	110.6	5.0	0.7
Roofing contractors, West.....		236400-2234	02/14	112.8	115.3	116.6	8.5	1.1
Poured concrete foundation and structure contractors.....		236400-224	02/14	128.5	128.4	129.0	4.3	0.5
Poured concrete foundation and structure contractors, Northeast.....		236400-2241	02/14	132.2	131.6	131.6	3.6	0.0
Poured concrete foundation and structure contractors, South.....		236400-2242	02/14	134.4	134.3	135.3	5.1	0.7
Poured concrete foundation and structure contractors, Midwest.....		236400-2243	02/14	121.8	122.2	122.6	3.6	0.3
Poured concrete foundation and structure contractors, West.....		236400-2244	02/14	125.3	124.7	125.1	4.1	0.3
New nonresidential building construction by region.....	236500		02/14	116.9	117.4	118.3	3.9	0.8
New nonresidential building construction, Northeast.....		236500-1	02/14	117.3	118.1	118.6	3.9	0.4
New nonresidential building construction, South.....		236500-2	02/14	116.3	116.9	117.8	3.7	0.8
New nonresidential building construction, Midwest.....		236500-3	02/14	114.4	114.3	115.6	3.8	1.1
New nonresidential building construction, West.....		236500-4	02/14	119.5	120.3	121.0	4.0	0.6
Nonresidential building maintenance & repair.....	2381MR		04/09	121.1	121.3	122.2	2.5	0.7
General medical and surgical hospitals by patient type.....	62211A							
Medicare patients.....		62211A-2	12/92	174.8	178.5	180.0	2.9	0.8
Medicaid patients.....		62211A-4	12/92	139.2	139.2	139.3	-0.8	0.1
Private insurance and all other patients.....		62211A-6	12/92	262.5	262.9	267.1	2.8	1.6
Private insurance patients.....		62211A-61	06/14	114.0	114.3	116.2	3.9	1.7
All other patients.....		62211A-62	06/14	116.2	115.8	117.4	-2.3	1.4
Premiums for property and casualty insurance ³	924126		06/98	155.7	156.2	156.2	1.4	0.0
Primary services.....		924126-P	06/98	155.9	156.3	156.3	1.4	0.0
Premiums for private passenger auto insurance.....		924126-1	06/98	183.8	184.2	184.2	1.5	0.0
Premiums for homeowner's insurance.....		924126-2	06/98	211.2	211.8	211.9	2.0	0.0
Premiums for commercial auto insurance.....		924126-3	06/98	117.0	117.6	117.8	0.4	0.2
Premiums for non-auto liability insurance.....		924126-4	06/98	120.9	121.2	121.2	1.0	0.0
Premiums for medical malpractice insurance.....		924126-402	06/98	117.6	117.2	117.2	-0.3	0.0
Premiums for product and other non-auto liability insurance.....		924126-403	06/98	121.2	121.7	121.7	1.3	0.0
Premiums for commercial multiple peril insurance.....		924126-5	06/98	125.6	126.7	127.1	2.2	0.3
Premiums for worker's compensation insurance.....		924126-6	06/98	104.9	105.4	105.0	-0.4	-0.4
Premiums for other property and casualty insurance.....		924126-7	12/03	116.8	117.1	116.7	1.2	-0.3

¹ Industry and product class indexes may include products not shown separately.

² The indexes for September 2019 have been recalculated to incorporate late reports and corrections by respondents. All indexes are subject to revision 4 months after original publication.

³ The special index for 924126, in which prices reflect premiums only, contrasts with the index shown elsewhere in this table for NAICS 524126, where prices reflect premiums plus the amount of investment income earned on the invested portion of the premium.

"-" Data not available.

n.e.c. = Not elsewhere classified.

NOTE: NAICS replaced the SIC system beginning with the release of PPI data for January 2004. See <https://www.bls.gov/ppi/ppinaics.htm> for details.

NOTE: Titles of some industries and products are not shown in this table because they fail to meet our publication criteria.

Table 12. Producer price indexes for special commodity groupings, not seasonally adjusted
 [1982=100, unless otherwise indicated]

Commodity grouping	Other index base	Index			Percent change to Jan. 2020 from:	
		Sept. 2019 ¹	Dec. 2019 ¹	Jan. 2020 ¹	Jan. 2019	Dec. 2019
All commodities except farm products.....		201.2	201.2	201.2	0.0	0.0
Industrial commodities less fuels.....		206.1	206.1	207.3	-0.5	0.6
Construction materials.....		234.4	231.8	233.4	-2.1	0.7
Chemicals and allied products, including synthetic rubber and synthetic fibers and yarns.....		278.5	277.4	279.6	-2.4	0.8
Lumber and plywood.....		207.7	206.3	206.5	-2.0	0.1
Foods						
All foods.....		209.1	212.7	211.7	2.3	-0.5
Apples.....	06/08	110.1	98.2	98.0	-10.2	-0.2
Berries.....	06/08	120.8	201.4	106.8	-48.6	-47.0
Processed foods.....		212.8	213.2	212.6	2.4	-0.3
Textiles						
Selected textile mill products.....		167.2	167.2	167.4	-0.1	0.1
Hosiery.....		172.2	172.2	172.3	0.3	0.1
Underwear and nightwear.....		152.7	152.7	152.7	0.5	0.0
Metals						
Steel mill products, including fabricated wire products.....		201.2	191.7	192.2	-14.3	0.3
Finished steel mill products, excluding fabricated wire products.....		193.3	183.0	184.0	-14.8	0.5
Finished steel mill products, including fabricated wire products.....		198.3	188.5	189.4	-13.9	0.5
Special metals and metal products.....		188.3	188.8	189.9	-1.6	0.6
Fabricated metal products.....		205.0	205.0	205.0	-0.2	0.0
Copper and copper products.....		365.8	372.3	378.4	2.0	1.6
Machinery						
Machinery and motive products.....		160.0	160.8	161.1	0.8	0.2
Machinery and equipment, except electrical.....		167.5	168.0	168.6	1.4	0.4
Agricultural machinery, including tractors.....		248.5	253.3	254.4	3.0	0.4
Metalworking machinery.....		204.9	205.4	206.9	1.5	0.7
Total tractors.....		234.1	234.1	236.6	3.0	1.1
Agriculture machinery and equipment, less parts.....		245.0	249.8	250.8	3.0	0.4
Agricultural machinery, excluding tractors.....		256.0	260.2	261.1	2.6	0.3
Medical						
Pharmaceutical preparations for human and veterinary use.....		798.0	797.1	814.2	2.2	2.1
Pharmaceuticals for human use, prescription.....	06/01	293.2	293.0	298.5	1.8	1.9
Pharmaceuticals for human use, non-prescription.....	06/01	134.4	134.2	134.9	1.4	0.5
Health care services, Medicare patients.....	06/14	105.1	106.7	107.2	2.0	0.5
Health care services, Medicaid patients.....	06/14	104.3	104.3	104.6	1.3	0.3
Health care services, private insurance patients.....	06/14	111.6	111.9	112.7	3.0	0.7
Health care services, all other patients.....	06/14	111.4	111.9	113.0	2.8	1.0

¹ The indexes for September 2019 have been recalculated to incorporate late reports and corrections by respondents. All indexes are subject to revision 4 months after original publication.

NOTE: See next page for content of indexes on this table.

Table 12 commodity groupings include the following items:

All commodities except farm products: 02 through 15

Industrial commodities less fuels: 03, 04, and 06 through 15

Construction materials: 062101, 0721, 081105, 081106, 081107, 081203, 081204, 082, 0831, 0835, 086, 092, 101502, 101703, 101704, 10250163, 104101, 105, 106, 1071, 107301, 1074051, 107411, 10830225, 1142, 1147, 11490205, 11710143, 11710144, 11710147, 11710216, 11710217, 123101, 1232, 131105, 1321, 1322, 133, 134, 1361, 1362, 137, 1392, 1394, and 139501

Chemicals and allied products, including synthetic rubber and synthetic fibers: 031, 06 less 064, and 071102

Lumber and plywood: 081 and 083

All foods: 011, 017, and 02 less 0261, 0262, and 029

Apples: 01110208, 01110209, 01110211, 01110215, 01110216, 01110220, 01110229, 01110230

Berries: 01110222, 01110224, 01110225, 01110226, 01110227

Processed foods: 02 less 0261, 0262, and 029

Selected textile mill products: 0327, 03370104, 034, 03810811, 03810821, 03810822, 03820312, 038303214, 038303215, and 1231

Hosiery: 03810821, 03810822, 03810823, 03810824, 03810825, 03810826

Underwear and nightwear: 03810641, 03810642, 03810645, 03810646, 03810653, 03810761, 03810811, 03810812

Steel mill products, including fabricated wire products: 1017 and 1088

Finished steel mill products, excluding fabricated wire products: 1017 less 101702

Finished steel mill products, including fabricated wire products: 1017 and 1088 less 101702

Special metals and metal products: 10, 111, and 141

Fabricated metal products: 103 through 108

Copper and copper products: 10210201, 10220131, 102301, 102403, 102502, 10260314, and 102807013

Machinery and motive products: 11 and 14

Machinery and equipment except electrical: 111, 112, 113, 114, 115, 116, 118, and 119

Agriculture machinery, including tractors: 1114 less 111409

Metalworking machinery: 113A, 1132, 113304, 1137, and 1138

Total tractors: 111403 and 112A less 112A03

Agricultural machinery and equipment, less parts (old commodity code 111): 111 less 111409

Agricultural machinery, excluding tractors (old commodity code 112): 1114 less 111403

Pharmaceutical preparations for human and veterinary use: 0634 and 0638

Pharmaceuticals for human use, prescription: prescription pharmaceutical price quotes from 0638

Pharmaceuticals for human use, non-prescription: non-prescription pharmaceutical price quotes from 0638

Health care services, Medicare patients: Medicare price quotes from 511 and 512

Health care services, Medicaid patients: Medicaid price quotes from 511 and 512

Health care services, private insurance patients: Private insurance price quotes from 511 and 512

Health care services, all other patients: Price quotes from 511 and 512, less Medicare, Medicaid, and private insurance

Note: Weights for the above components are those used for the comprehensive All commodities index.

Table 13. Producer price indexes for net inputs to industries, excluding capital investment, labor, and imports, not seasonally adjusted
 [December 2014=100, unless otherwise indicated]

Grouping	Other index base	Unadjusted index			Unadjusted percent change to Jan. 2020 from:	
		Sept. 2019 ¹	Dec. 2019 ¹	Jan. 2020 ¹	Jan. 2019	Dec. 2019
Construction						
Inputs to construction industries, excluding capital investment, labor, and imports.....	06/86	110.4	110.2	110.6	2.2	0.4
Inputs to construction industries, goods.....		230.5	230.4	231.0	1.9	0.3
Inputs to construction industries, energy.....		94.5	95.2	93.2	12.4	-2.1
Inputs to construction industries, goods less foods and energy.....		109.6	109.4	110.1	0.5	0.6
Inputs to construction industries, services.....		114.5	114.1	114.6	2.6	0.4
Inputs to construction industries, trade services ²		115.1	115.0	115.4	3.9	0.3
Inputs to construction industries, transportation and warehousing services.....		108.5	109.3	109.4	0.4	0.1
Inputs to construction industries, services less trade, transportation, and warehousing.....	115.3	113.8	114.7	0.1	0.8	
New construction						
Inputs to new construction, excluding capital investment, labor, and imports.....	06/86	110.5	110.3	110.7	2.3	0.4
Inputs to new construction, goods.....		229.9	229.8	230.3	1.9	0.2
Inputs to new construction, energy.....		94.5	95.2	93.2	12.4	-2.1
Inputs to new construction, goods less foods and energy.....		109.6	109.4	110.1	0.5	0.6
Inputs to new construction, services.....		114.6	114.2	114.7	2.6	0.4
Inputs to new construction, trade services ²		115.1	115.1	115.5	4.0	0.3
Inputs to new construction, transportation and warehousing services.....		108.5	109.3	109.4	0.4	0.1
Inputs to new construction, services less trade, transportation, and warehousing.....	115.5	114.0	114.9	0.2	0.8	
Inputs to residential construction industries, excluding capital investment, labor, and imports.....	06/86	110.9	110.3	111.0	2.0	0.6
Inputs to residential construction industries, goods.....		227.2	227.1	228.2	2.0	0.5
Inputs to residential construction industries, energy.....		92.3	94.1	91.8	14.5	-2.4
Inputs to residential construction industries, goods less foods and energy.....		109.5	109.2	110.1	0.6	0.8
Inputs to residential construction industries, services.....		114.5	113.4	114.3	2.1	0.8
Inputs to residential construction industries, trade services ²		114.4	113.3	114.3	3.2	0.9
Inputs to residential construction industries, transportation and warehousing services.....		108.5	109.3	109.4	0.4	0.1
Inputs to residential construction industries, services less trade, transportation, and warehousing.....		116.8	115.0	116.0	0.0	0.9
Inputs to single family residential construction, excluding capital investment, labor, and imports.....		111.0	110.4	111.0	2.0	0.5
Inputs to single family residential construction, goods.....		107.1	107.0	107.4	2.0	0.4
Inputs to single family residential construction, energy.....	94.8	95.3	93.4	12.1	-2.0	
Inputs to single family residential construction, goods less foods and energy.....	108.9	108.7	109.6	0.6	0.8	
Inputs to single family residential construction, services.....	115.2	114.0	114.9	2.0	0.8	
Inputs to single family residential construction, trade services ²	114.2	113.2	114.1	3.3	0.8	
Inputs to single family residential construction, transportation and warehousing services.....	108.5	109.3	109.4	0.4	0.1	
Inputs to single family residential construction, services less trade, transportation, and warehousing.....	118.9	116.7	117.7	-0.3	0.9	
Inputs to multifamily residential construction, excluding capital investment, labor, and imports.....	111.7	110.9	111.5	2.0	0.5	
Inputs to multifamily residential construction, goods.....	110.1	109.8	109.9	1.8	0.1	
Inputs to multifamily residential construction, energy.....	95.3	95.5	93.6	11.4	-2.0	
Inputs to multifamily residential construction, goods less foods and energy.....	112.1	111.7	112.1	0.5	0.4	
Inputs to multifamily residential construction, services.....	113.4	112.3	113.3	2.3	0.9	
Inputs to multifamily residential construction, trade services ²	114.7	113.1	114.2	2.6	1.0	
Inputs to multifamily residential construction, transportation and warehousing services.....	108.5	109.3	109.4	0.4	0.1	
Inputs to multifamily residential construction, services less trade, transportation, and warehousing.....	110.4	110.1	111.2	1.4	1.0	
Inputs to other residential construction, excluding capital investment, labor, and imports.....	110.2	109.8	110.6	2.2	0.7	
Inputs to other residential construction, goods.....	108.0	107.9	108.6	2.0	0.6	
Inputs to other residential construction, energy.....	92.3	94.1	91.8	14.5	-2.4	
Inputs to other residential construction, goods less foods and energy.....	109.6	109.3	110.3	0.8	0.9	
Inputs to other residential construction, services.....	113.0	112.3	113.1	2.4	0.7	
Inputs to other residential construction, trade services ²	114.6	113.6	114.5	3.2	0.8	
Inputs to other residential construction, transportation and warehousing services.....	108.5	109.3	109.4	0.4	0.1	
Inputs to other residential construction, services less trade, transportation, and warehousing.....	108.7	108.2	109.2	0.7	0.9	
Inputs to nonresidential construction, excluding capital investment, labor, and imports.....	109.7	110.1	110.1	2.4	0.0	
Inputs to nonresidential construction, goods.....	116.1	116.2	116.2	1.8	0.0	
Inputs to nonresidential construction, energy.....	94.3	95.1	93.1	12.6	-2.1	
Inputs to nonresidential construction, goods less foods and energy.....	109.8	109.8	110.1	0.3	0.3	
Inputs to nonresidential construction, services.....	113.4	114.3	114.3	3.4	0.0	
Inputs to nonresidential construction, trade services ²	116.2	117.8	117.2	5.0	-0.5	
Inputs to nonresidential construction, transportation and warehousing services.....	108.5	109.3	109.4	0.4	0.1	
Inputs to nonresidential construction, services less trade, transportation, and warehousing.....	109.3	108.8	109.8	0.8	0.9	
Inputs to commercial and healthcare structures, excluding capital investment, labor, and imports.....	110.3	110.7	110.6	2.0	-0.1	
Inputs to commercial and healthcare structures, goods.....	118.0	118.1	118.0	1.2	-0.1	
Inputs to commercial and healthcare structures, energy.....	94.8	95.4	93.4	12.1	-2.1	
Inputs to commercial and healthcare structures, goods less foods and energy.....	110.3	110.3	110.5	0.1	0.2	
Inputs to commercial and healthcare structures, services.....	113.7	114.8	114.6	3.5	-0.2	
Inputs to commercial and healthcare structures, trade services ²	116.7	118.4	117.8	5.4	-0.5	

See footnotes at end of table.

Table 13. Producer price indexes for net inputs to industries, excluding capital investment, labor, and imports, not seasonally adjusted — Continued
 [December 2014=100, unless otherwise indicated]

Grouping	Other index base	Unadjusted index			Unadjusted percent change to Jan. 2020 from:	
		Sept. 2019 ¹	Dec. 2019 ¹	Jan. 2020 ¹	Jan. 2019	Dec. 2019
Inputs to commercial and healthcare structures, transportation and warehousing services.....		108.5	109.3	109.4	0.4	0.1
Inputs to commercial and healthcare structures, services less trade, transportation, and warehousing.....		109.8	109.2	110.2	0.8	0.9
Inputs to commercial structures, excluding capital investment, labor, and imports.....		110.7	111.1	110.9	1.9	-0.2
Inputs to commercial structures, goods.....		108.6	108.8	108.7	1.2	-0.1
Inputs to commercial structures, energy.....		94.7	95.3	93.3	12.1	-2.1
Inputs to commercial structures, goods less foods and energy.....		110.3	110.4	110.5	0.0	0.1
Inputs to commercial structures, services.....		114.9	115.7	115.6	3.3	-0.1
Inputs to commercial structures, trade services ²		116.7	118.6	117.9	5.4	-0.6
Inputs to commercial structures, transportation and warehousing services.....		108.5	109.3	109.4	0.4	0.1
Inputs to commercial structures, services less trade, transportation, and warehousing.....		114.0	112.6	113.3	-0.2	0.6
Inputs to healthcare structures, excluding capital investment, labor, and imports.....		110.3	110.7	110.5	2.0	-0.2
Inputs to healthcare structures, goods.....		108.6	108.6	108.5	1.2	-0.1
Inputs to healthcare structures, energy.....		95.4	95.6	93.9	11.7	-1.8
Inputs to healthcare structures, goods less foods and energy.....		110.1	110.1	110.2	0.1	0.1
Inputs to healthcare structures, services.....		113.6	114.7	114.5	3.5	-0.2
Inputs to healthcare structures, trade services ²		116.4	117.9	117.4	5.1	-0.4
Inputs to healthcare structures, transportation and warehousing services.....		108.5	109.3	109.4	0.4	0.1
Inputs to healthcare structures, services less trade, transportation, and warehousing.....		109.6	109.5	110.1	1.0	0.5
Inputs to industrial structures, excluding capital investment, labor, and imports.....		110.8	111.8	111.5	3.6	-0.3
Inputs to industrial structures, goods.....	06/10	116.9	116.9	117.0	2.6	0.1
Inputs to industrial structures, energy.....		94.7	95.3	93.4	12.3	-2.0
Inputs to industrial structures, goods less foods and energy.....		110.8	110.7	111.1	1.6	0.4
Inputs to industrial structures, services.....		114.2	116.8	115.7	4.9	-0.9
Inputs to industrial structures, trade services ²		116.8	120.4	118.5	6.7	-1.6
Inputs to industrial structures, transportation and warehousing services.....		108.5	109.3	109.4	0.4	0.1
Inputs to industrial structures, services less trade, transportation, and warehousing.....		109.8	110.0	111.0	1.7	0.9
Inputs to other nonresidential construction, excluding capital investment, labor, and imports.....		109.4	109.7	109.8	2.4	0.1
Inputs to other nonresidential construction, goods.....	06/10	115.3	115.2	115.3	1.8	0.1
Inputs to other nonresidential construction, energy.....		94.4	95.1	93.2	12.4	-2.0
Inputs to other nonresidential construction, goods less foods and energy.....		109.7	109.5	109.9	0.1	0.4
Inputs to other nonresidential construction, services.....		113.1	113.9	114.0	3.3	0.1
Inputs to other nonresidential construction, trade services ²		115.9	117.2	116.9	4.8	-0.3
Inputs to other nonresidential construction, transportation and warehousing services.....		108.5	109.3	109.4	0.4	0.1
Inputs to other nonresidential construction, services less trade, transportation, and warehousing.....		109.0	108.6	109.6	0.8	0.9
Inputs to highways and streets, excluding capital investment, labor, and imports.....		109.4	109.7	110.1	2.7	0.4
Inputs to highways and streets, goods.....		108.4	108.7	109.0	2.8	0.3
Inputs to highways and streets, energy.....		93.6	95.2	93.2	13.2	-2.1
Inputs to highways and streets, goods less foods and energy.....		111.5	111.5	112.5	0.9	0.9
Inputs to highways and streets, services.....		112.0	112.2	112.8	2.5	0.5
Inputs to highways and streets, trade services ²		115.6	116.1	116.4	4.0	0.3
Inputs to highways and streets, transportation and warehousing services.....		107.4	108.5	108.7	1.0	0.2
Inputs to highways and streets, services less trade, transportation, and warehousing.....		108.3	107.7	108.8	0.6	1.0
Inputs to power and communication structures, excluding capital investment, labor, and imports.....		108.7	108.9	109.0	2.3	0.1
Inputs to power and communication structures, goods.....		106.2	106.1	106.0	1.6	-0.1
Inputs to power and communication structures, energy.....		94.2	95.0	93.0	12.5	-2.1
Inputs to power and communication structures, goods less foods and energy.....		108.8	108.6	108.9	-0.4	0.3
Inputs to power and communication structures, services.....		112.3	113.0	113.3	3.1	0.3
Inputs to power and communication structures, trade services ²		115.3	116.5	116.4	4.8	-0.1
Inputs to power and communication structures, transportation and warehousing services.....		108.5	109.3	109.4	0.4	0.1
Inputs to power and communication structures, services less trade, transportation, and warehousing.....		108.8	108.6	109.5	1.1	0.8
Inputs to educational and vocational structures, excluding capital investment, labor, and imports.....		110.2	110.6	110.6	2.0	0.0
Inputs to educational and vocational structures, goods.....		108.4	108.5	108.5	1.1	0.0
Inputs to educational and vocational structures, energy.....		92.3	94.1	91.8	14.5	-2.4
Inputs to educational and vocational structures, goods less foods and energy.....		109.7	109.6	109.8	0.2	0.2
Inputs to educational and vocational structures, services.....		113.7	114.7	114.6	3.6	-0.1
Inputs to educational and vocational structures, trade services ²		116.0	117.5	117.0	4.9	-0.4
Inputs to educational and vocational structures, transportation and warehousing services.....		108.5	109.3	109.4	0.4	0.1
Inputs to educational and vocational structures, services less trade, transportation, and warehousing.....		110.0	109.5	110.5	0.9	0.9
Inputs to other misc. nonresidential construction, excluding capital investment, labor, and imports.....		109.4	109.8	109.6	2.5	-0.2
Inputs to other misc. nonresidential construction, goods.....		106.9	106.9	106.6	1.8	-0.3
Inputs to other misc. nonresidential construction, energy.....		94.1	95.0	92.9	12.6	-2.2
Inputs to other misc. nonresidential construction, goods less foods and energy.....		109.5	109.3	109.5	-0.1	0.2
Inputs to other misc. nonresidential construction, services.....		113.3	114.3	114.2	3.5	-0.1
Inputs to other misc. nonresidential construction, trade services ²		115.9	117.5	116.9	5.0	-0.5
Inputs to other misc. nonresidential construction, transportation and warehousing services.....		108.5	109.3	109.4	0.4	0.1

See footnotes at end of table.

Table 13. Producer price indexes for net inputs to industries, excluding capital investment, labor, and imports, not seasonally adjusted — Continued
 [December 2014=100, unless otherwise indicated]

Grouping	Other index base	Unadjusted index			Unadjusted percent change to Jan. 2020 from:	
		Sept. 2019 ¹	Dec. 2019 ¹	Jan. 2020 ¹	Jan. 2019	Dec. 2019
Inputs to other misc. nonresidential construction, services less trade, transportation, and warehousing.....		108.9	108.6	109.5	0.8	0.8
Maintenance and repair construction						
Inputs to maintenance and repair construction, excluding capital investment, labor, and imports.....		109.2	109.1	109.6	2.5	0.5
Inputs to maintenance and repair construction, goods.....	06/86	237.8	238.0	238.9	2.4	0.4
Inputs to maintenance and repair construction, energy.....		94.6	95.2	93.3	12.4	-2.0
Inputs to maintenance and repair construction, goods less foods and energy.....		108.9	108.9	109.8	0.9	0.8
Inputs to maintenance and repair construction, services.....		112.8	112.4	113.1	2.5	0.6
Inputs to maintenance and repair construction, trade services ²		114.4	113.9	114.6	3.3	0.6
Inputs to maintenance and repair construction, transportation and warehousing services.....		108.5	109.3	109.4	0.4	0.1
Inputs to maintenance and repair construction, services less trade, transportation, and warehousing.....		109.1	108.6	109.7	0.9	1.0
Inputs to residential maintenance and repair, excluding capital investment, labor, and imports.....		109.9	109.4	110.0	2.2	0.5
Inputs to residential maintenance and repair, goods.....	06/86	225.3	225.3	225.9	2.0	0.3
Inputs to residential maintenance and repair, energy.....		94.4	95.2	93.2	12.6	-2.1
Inputs to residential maintenance and repair, goods less foods and energy.....		108.2	108.1	108.8	0.6	0.6
Inputs to residential maintenance and repair, services.....		114.1	113.2	114.0	2.2	0.7
Inputs to residential maintenance and repair, trade services ²		114.0	113.1	113.9	3.0	0.7
Inputs to residential maintenance and repair, transportation and warehousing services.....		108.5	109.3	109.4	0.4	0.1
Inputs to residential maintenance and repair, services less trade, transportation, and warehousing.....		116.3	114.8	115.9	0.6	1.0
Inputs to nonresidential maintenance and repair, excluding capital investment, labor, and imports.....		109.0	108.9	109.4	2.4	0.5
Inputs to nonresidential maintenance and repair, goods.....	06/86	240.5	240.4	241.3	2.2	0.4
Inputs to nonresidential maintenance and repair, energy.....		94.6	95.2	93.2	12.3	-2.1
Inputs to nonresidential maintenance and repair, goods less foods and energy.....		108.9	108.7	109.6	0.6	0.8
Inputs to nonresidential maintenance and repair, services.....		112.9	112.6	113.3	2.6	0.6
Inputs to nonresidential maintenance and repair, trade services ²		114.9	114.6	115.2	3.5	0.5
Inputs to nonresidential maintenance and repair, transportation and warehousing services.....		108.5	109.3	109.4	0.4	0.1
Inputs to nonresidential maintenance and repair, services less trade, transportation, and warehousing.....		109.0	108.4	109.4	0.6	0.9
Manufacturing³						
Inputs to 325510, paint and coating manufacturing, excluding capital investment, labor, and imports.....	03/13	97.4	96.7	96.7	-0.7	0.0
Inputs to 325510, goods.....	03/13	94.2	93.6	93.4	-2.0	-0.2
Inputs to 325510, energy.....	03/13	80.8	80.8	78.7	8.3	-2.6
Inputs to 325510, goods less foods and energy.....	03/13	94.7	94.1	94.0	-2.5	-0.1
Inputs to 325510, services.....	03/13	113.8	112.5	113.3	4.1	0.7
Inputs to 325510, trade services ²	03/13	115.2	113.2	114.0	5.0	0.7
Inputs to 325510, transportation and warehousing services.....	03/13	109.5	110.1	110.6	1.2	0.5
Inputs to 325510, services less trade, transportation, and warehousing.....	03/13	119.4	119.6	122.1	4.4	2.1
Inputs to 326100, plastics products manufacturing, excluding capital investment, labor, and imports.....	03/14	96.2	94.3	94.0	-3.7	-0.3
Inputs to 326100, goods.....	03/14	92.0	89.8	89.3	-6.0	-0.6
Inputs to 326100, energy.....	03/14	102.4	97.5	96.0	-3.1	-1.5
Inputs to 326100, goods less foods and energy.....	03/14	91.1	89.3	88.8	-6.2	-0.6
Inputs to 326100, services.....	03/14	111.4	110.3	110.9	3.4	0.5
Inputs to 326100, trade services ²	03/14	114.6	112.7	113.5	5.3	0.7
Inputs to 326100, transportation and warehousing services.....	03/14	106.6	108.6	108.2	0.9	-0.4
Inputs to 326100, services less trade, transportation, and warehousing.....	03/14	107.3	105.2	106.3	-1.7	1.0
Inputs to 326100, maintenance and repair construction.....	03/14	111.6	111.8	112.7	2.5	0.8
Inputs to 333130, mining and oil and gas field machinery mfg, excluding capital investment, labor, and imports.....	04/14	108.6	107.8	107.5	-1.9	-0.3
Inputs to 333130, goods.....	04/14	102.0	100.4	100.4	-4.6	0.0
Inputs to 333130, energy.....	04/14	100.4	95.8	93.0	-9.0	-2.9
Inputs to 333130, goods less foods and energy.....	04/14	102.1	100.6	100.6	-4.5	0.0
Inputs to 333130, services.....	04/14	121.4	122.2	121.5	3.2	-0.6
Inputs to 333130, trade services ²	04/14	122.1	124.5	123.3	5.8	-1.0
Inputs to 333130, transportation and warehousing services.....	04/14	103.9	107.9	106.1	0.3	-1.7
Inputs to 333130, services less trade, transportation, and warehousing.....	04/14	124.5	120.7	121.4	-0.7	0.6
Inputs to 333130, maintenance and repair construction.....	04/14	110.0	110.2	111.1	2.6	0.8
Inputs to 336111, automobile manufacturing, excluding capital investment, labor, and imports.....	02/14	108.3	109.7	108.8	2.6	-0.8
Inputs to 336111, goods.....	02/14	102.8	102.7	102.7	-0.1	0.0
Inputs to 336111, goods less foods and energy.....	02/14	102.8	102.7	102.7	-0.1	0.0
Inputs to 336111, services.....	02/14	121.3	125.9	123.1	7.5	-2.2
Inputs to 336111, trade services ²	02/14	122.0	126.8	123.9	7.8	-2.3
Inputs to 336111, transportation and warehousing services.....	02/14	110.2	111.0	111.1	0.4	0.1
Inputs to 336411, airplane manufacturing, excluding capital investment, labor, and imports.....	02/14	107.3	107.9	107.9	1.4	0.0
Inputs to 336411, goods.....	02/14	103.8	103.9	104.3	0.2	0.4
Inputs to 336411, energy.....	02/14	74.0	71.1	63.5	-25.5	-10.7
Inputs to 336411, goods less foods and energy.....	02/14	104.0	104.0	104.4	0.2	0.4
Inputs to 336411, services.....	02/14	120.1	122.5	121.2	4.9	-1.1

See footnotes at end of table.

Table 13. Producer price indexes for net inputs to industries, excluding capital investment, labor, and imports, not seasonally adjusted — Continued
 [December 2014=100, unless otherwise indicated]

Grouping	Other index base	Unadjusted index			Unadjusted percent change to Jan. 2020 from:	
		Sept. 2019 ¹	Dec. 2019 ¹	Jan. 2020 ¹	Jan. 2019	Dec. 2019
Inputs to 336411, trade services ²	02/14	122.8	127.1	124.5	7.6	-2.0
Inputs to 336411, transportation and warehousing services.....	02/14	109.5	110.3	110.4	0.4	0.1
Inputs to 336411, services less trade, transportation, and warehousing.....	02/14	115.0	114.7	115.3	1.4	0.5
Inputs to 336611, ship building and repairing, excluding capital investment, labor, and imports.....	02/14	112.9	112.7	112.6	0.7	-0.1
Inputs to 336611, goods.....	02/14	107.2	106.8	107.2	-0.2	0.4
Inputs to 336611, energy.....	02/14	114.1	106.8	105.0	-5.1	-1.7
Inputs to 336611, goods less foods and energy.....	02/14	106.9	106.7	107.2	0.0	0.5
Inputs to 336611, services.....	02/14	122.4	122.7	121.7	2.2	-0.8
Inputs to 336611, trade services ²	02/14	121.2	124.5	122.6	6.9	-1.5
Inputs to 336611, transportation and warehousing services.....	02/14	105.9	110.0	108.1	0.3	-1.7
Inputs to 336611, services less trade, transportation, and warehousing.....	02/14	125.1	122.0	122.0	-1.3	0.0
Services³						
Inputs to 484000, truck transportation, excluding capital investment, labor, and imports.....	03/14	97.3	99.7	97.4	3.7	-2.3
Inputs to 484000, goods.....	03/14	73.6	78.4	72.7	6.3	-7.3
Inputs to 484000, energy.....	03/14	69.3	74.4	68.4	7.2	-8.1
Inputs to 484000, goods less foods and energy.....	03/14	101.0	100.8	100.8	-0.3	0.0
Inputs to 484000, services.....	03/14	112.6	112.8	113.6	2.3	0.7
Inputs to 484000, trade services ²	03/14	121.4	122.7	123.2	3.0	0.4
Inputs to 484000, transportation and warehousing services.....	03/14	111.0	111.5	112.6	3.4	1.0
Inputs to 484000, services less trade, transportation, and warehousing.....	03/14	113.3	112.3	112.6	0.1	0.3
Inputs to 621A00, offices of health practitioners, excluding capital investment, labor, and imports.....	03/13	114.6	114.6	114.7	2.0	0.1
Inputs to 621A00, goods.....	03/13	122.8	122.2	122.9	1.3	0.6
Inputs to 621A00, energy.....	03/13	113.6	105.5	105.7	-0.4	0.2
Inputs to 621A00, goods less foods and energy.....	03/13	123.6	123.8	124.6	1.5	0.6
Inputs to 621A00, services.....	03/13	111.6	111.7	111.7	2.1	0.0
Inputs to 621A00, trade services ²	03/13	117.3	117.2	116.8	6.2	-0.3
Inputs to 621A00, transportation and warehousing services.....	03/13	99.7	109.2	104.1	0.1	-4.7
Inputs to 621A00, services less trade, transportation and warehousing.....	03/13	110.4	110.3	110.5	1.0	0.2
Inputs to 813000, membership associations and organizations, excluding capital investment, labor, and imports.....	05/14	127.7	125.8	126.9	3.7	0.9
Inputs to 813000, goods.....	05/14	101.4	99.9	99.3	4.1	-0.6
Inputs to 813000, energy.....	05/14	98.5	96.5	95.5	4.6	-1.0
Inputs to 813000, goods less foods and energy.....	05/14	105.8	105.8	106.4	2.5	0.6
Inputs to 813000, services.....	05/14	130.0	128.1	129.3	3.7	0.9
Inputs to 813000, trade services ²	05/14	111.3	112.3	111.4	3.0	-0.8
Inputs to 813000, transportation and warehousing services.....	05/14	107.6	107.6	107.6	4.6	0.0
Inputs to 813000, services less trade, transportation, and warehousing.....	05/14	131.5	129.3	130.6	3.7	1.0
Inputs to 813000, maintenance and repair construction.....	05/14	111.3	111.5	112.4	2.6	0.8

¹ The indexes for September 2019 have been recalculated to incorporate late reports and corrections by respondents. All data are subject to revision 4 months after original publication.

² Trade indexes measure changes in margins received by wholesalers and retailers.

³ PPI data for these Net Inputs to Industry Indexes are organized by Bureau of Economic Analysis (BEA) Industry code. The set of products included in an industry input index and the weights for each commodity included in the index are derived from the BEA's Input-Output Accounts Use of Commodities by Industry table in conjunction with U.S. Census Bureau revenue data. For more information, visit <https://www.bls.gov/ppi/industryinputsintro.htm> online.

"-" Data not available.

Technical Note

Brief Explanation of Producer Price Indexes

The Producer Price Index (PPI) of the Bureau of Labor Statistics (BLS) is a family of indexes that measures the average change over time in prices received (price changes) by producers for domestically produced goods, services, and construction. PPIs measure price change from the perspective of the seller. This contrasts with other measures, such as the Consumer Price Index (CPI). CPIs measure price change from the purchaser's perspective.

More than 10,000 PPIs for individual products and groups of products are released each month. PPIs are available for the products of virtually every industry in the mining and manufacturing sectors. Over time, new PPIs have been introduced for products of industries in the services and construction sectors of the U.S. economy. As of January 2018, the PPI covered 71 percent of services as measured by 2012 Census revenue, and 31 percent of construction.

More than 100,000 price quotations per month are organized into three sets of PPIs: (1) Final demand-Intermediate demand (FD-ID) indexes, (2) commodity indexes, and (3) indexes for the net output of industries and their products. The FD-ID structure organizes products by class of buyer and degree of fabrication as well as by stage of production. The commodity structure organizes products by similarity of end use or product type. The entire output of various industries is sampled to derive price indexes for the net output of industries and their products.

Final Demand–Intermediate Demand Indexes

The PPI FD-ID structure measures price change for goods, services, and construction sold to final demand and to intermediate demand. The FD-ID system replaced the PPI stage-of-processing (SOP) system as PPI's primary aggregation model with the release of data for January 2014. The FD-ID model expands coverage beyond that of the SOP system through the addition of services, construction, exports, and government purchases.

Compared with finished goods under the SOP system, the PPI for final demand goods includes nearly a 50 percent expansion of coverage. This increase can be traced to the addition of government purchases and exports. For overall final demand, expansion to include final demand services represents an even larger increase in coverage. In December 2017, final demand goods were about 33 percent of overall final demand, final demand services were roughly 65.5 percent, and final demand construction was about 1.5 percent of final demand. Within intermediate demand, coverage of services for intermediate demand resulted in about a 45 percent increase in coverage of the intermediate demand portion of the economy.

FD-ID indexes are constructed from commodity-based producer output price indexes. Commodities are allocated to aggregate indexes primarily based on the type of buyer. The main source of data used to determine the type of buyer is the "Use of commodities by industries, before redefinition," table

from the Benchmark Input-Output Accounts of the U.S. In many cases, the same commodity is purchased by different types of buyers. As a result, commodities are often included in several FD-ID indexes. For example, regular gasoline is purchased for personal consumption, export, government use, and business use. The PPI program publishes only one commodity index for regular gasoline (wpu057104), reflecting sales to all types of buyers, and this index is used in all aggregations regardless of whether the gasoline is sold for personal consumption, as an export, to government, or to businesses. Proportions based on BEA "Use of Commodities" data are used to allocate the correct portion of the total weight of gasoline to each use category. In cases when buyer type is an important price determining characteristic, indexes are created based on specific buyer type. For example, within the PPI category for loan services, separate indexes for consumer loans and business loans were constructed. For more information relating to the FD-ID structure, see "A new, experimental system of indexes from the PPI program" in the February 2011 *Monthly Labor Review*.

Final Demand: The final demand portion of the FD-ID structure measures price change for commodities sold for personal consumption, capital investment, government, and export. The system is composed of six main price indexes: final demand goods; final demand trade services; final demand transportation and warehousing services; final demand services less trade, transportation, and warehousing; final demand construction; and overall final demand.

The final demand goods index measures price change for both unprocessed and processed goods sold to final demand. Fresh fruits sold to consumers and computers sold for capital investment are examples of transactions included in the final demand goods price index. The final demand trade services index measures price change for the retailing and wholesaling of merchandise sold to final demand, generally without transformation. (Trade indexes measure changes in margins received by wholesalers and retailers.) The final demand transportation and warehousing services index tracks price change for transportation of passengers, as well as, transportation of cargo sold to final demand, and also includes prices for warehousing and storage of goods sold to final demand. The final demand services less trade, transportation, and warehousing index measures price change for all services other than trade and transportation sold to final demand. Publishing, banking, lodging, and health care are examples of these services. The final demand construction index tracks price change for new construction, as well as maintenance and repair construction sold to final demand. Construction of office buildings is an example of a commodity that would be included in the final demand construction index. Lastly, the overall final demand index tracks price change for all types of commodities sold to final demand by combining the five final demand component indexes described above.

Intermediate Demand: The intermediate demand portion of the FD-ID system tracks price change for goods, services, and construction products sold to businesses as inputs to

production, excluding capital investment. The system includes two parallel treatments of intermediate demand. The first treatment organizes intermediate demand commodities by type. The second organizes intermediate demand commodities into production stages, with the explicit goal of developing a forward-flow model of production and price change.

The intermediate demand by commodity type portion of the system organizes commodities by similarity of product. The system is composed of six main price indexes: unprocessed goods for intermediate demand; processed goods for intermediate demand; intermediate demand trade services; intermediate demand transportation and warehousing services; intermediate demand services less trade, transportation, and warehousing; and intermediate demand construction.

The unprocessed goods for intermediate demand price index measures price change for goods sold to businesses as inputs to production that have undergone no fabrication. Crude petroleum sold to refineries is an example of an unprocessed good sold to intermediate demand. The processed goods for intermediate demand index tracks price change for fabricated goods sold as business inputs. Examples include car parts sold to car manufacturers and gasoline sold to trucking companies. The index for trade services for intermediate demand measures price change for the services of retailing and wholesaling goods purchased by businesses as inputs to production. The intermediate demand transportation and warehousing services index measures price change for business travel, as well as, transportation and warehousing of cargo sold to intermediate demand. The intermediate demand services less trade, transportation, and warehousing index measures price change for services other than trade, transportation, and warehousing sold as inputs to production. Legal and accounting services purchased by businesses are examples of intermediate demand services excluding trade, transportation, and warehousing. Finally, the construction for intermediate demand index measures price change for construction purchased by firms as inputs to production. The index for construction for intermediate demand tracks price change for maintenance and repair construction purchased by firms.

The production flow treatment of intermediate demand is a stage-based system of price indexes. These indexes can be used to study price transmission across stages of production and final demand. This system is constructed in a manner that maximizes forward flow of production between stages, while minimizing back-flow of production. The production flow treatment contains four main indexes: intermediate demand stage 1, intermediate demand stage 2, intermediate demand stage 3, and intermediate demand stage 4.

Indexes for the four stages were developed by first assigning each industry in the economy to one of four stages of production, where industries assigned to the fourth stage primarily produce output consumed as final demand, industries in the third stage primarily produce output consumed by stage 4 industries, industries assigned to the second stage primarily produce output consumed by stage 3 industries, and industries assigned to the first stage produce output primarily consumed by stage 2 industries. The four indexes then track prices for the net inputs consumed by

industries in each of the four stages of production. The stage 4 intermediate demand index, for example, tracks price change for inputs consumed, but not produced, by industries included in the fourth stage of production. Hence, the index tracks price change in inputs to industries that primarily produce final demand commodities (stage 4 producers primarily produce commodities sold to final demand).

Examples of heavily weighted goods-producing industries in stage 4 include the manufacture of light trucks and utility vehicles, automobiles, and pharmaceuticals. Retail trade, food service and drinking places, and hospitals are examples of heavily weighted service industries included in stage 4. Stage 4 also includes all new construction industries. Examples of goods consumed by stage 4 industries include motor vehicle parts, commercial electric power, plastic construction products, biological products, and beef and veal. Engineering services, machinery and equipment wholesaling, long distance motor carrying, and legal services constitute examples of services consumed by stage 4 industries.

Examples of highly weighted goods-producing industries included in stage 3 are motor vehicle parts manufacturing, animal (except poultry) slaughtering and processing, and semiconductor manufacturing. Services industries classified in stage 3 include wholesale trade; insurance carriers; architecture, engineering, and related services; and hotels and motels. Examples of goods consumed by stage 3 industries include slaughter steers and heifers, industrial electric power, and hot rolled steel bars, plates, and structural shapes. Services commonly consumed by stage 3 industries include commissions from sales of property and casualty insurance, business loans, temporary help services, and administrative and general management consulting services.

Petroleum refineries; electricity generation, transmission, and distribution; natural gas distribution; cattle ranching and farming; and plastic materials and resin manufacturing are among the goods-based industries assigned to stage 2. Services industries that are heavily weighted in stage 2 include management of companies and enterprises; non-depository credit intermediation; insurance agencies and brokerages; and services to buildings and dwellings. Goods commonly purchased by stage 2 industries include crude oil, natural gas, formula feeds, and primary basic organic chemicals. Services that are heavily weighted in the intermediate demand stage 2 index are legal services, business loans, and cellular phone and other wireless telecommunication.

Goods producing industries in stage 1 include oil and gas extraction, paper mills, and grain farming. Real estate, legal services, and advertising services are examples of highly weighted services industries included in stage 1. Examples of goods consumed by stage 1 industries are commercial and industrial electric power and gasoline. Services commonly consumed by stage 1 industries include solid waste collection, chemicals and allied products wholesaling, and guestroom or unit rental. It should be noted that all inputs purchased by stage 1 industries are by definition produced either within stage 1 or by latter stages of processing, leaving stage 1 less useful for price transmission analysis. For additional information on industry stage assignments, see <https://www.bls.gov/ppi/industryflowstage.htm>.

Comparing the PPI with CPI

Although some data users utilize the PPI as a potential indicator of the Consumer Price Index (CPI), there are many reasons why the PPI and the CPI may diverge. The scope of the personal consumption portion of the PPI includes all marketable output sold by domestic producers for households. The scope of the CPI includes goods and services provided by business or government, where explicit user charges are paid by consumers. For example, the most heavily weighted item in the CPI, owners' equivalent rent, is excluded from the PPI. The scope of the CPI includes imports. The PPI excludes imports. The CPI only includes components of personal consumption directly paid for by the consumers, while the PPI includes components of personal consumption that may not be paid for by consumers. For example, the PPI includes medical services paid for by third parties. In contrast to CPI, PPI does not completely cover services. PPIs exclude taxes, since they do not represent producer revenue. Conversely, sales and other taxes paid by consumers are part of household expenditure and are included in the CPI. Additional technical differences between PPI and CPI also exist. For more information see "Comparing new final demand producer price indexes with other Government price indexes," *Monthly Labor Review*, January 2014, at <https://www.bls.gov/opub/mlr/>.

Commodity Indexes

The commodity classification of the PPI organizes goods, services, and construction by similarity of product or end use, disregarding industry of origin. With the release of data for July 2009, PPI expanded its commodity structure to include indexes for services and construction products. Prior to this date, the PPI commodity structure only included products from goods producing sectors. Table 9 of the *PPI Detailed Report* includes data for commodity indexes, organized in a hierarchal structure, including major groupings, subgroups, product classes, sub-product classes, and individual items.

Industry Net-Output Price Indexes

PPIs for the net output of industries and their products are grouped according to the North American Industry Classification System (NAICS). Prior to the release of January 2004, industry-based PPIs were published according to the Standard Industrial Classification (SIC) system. Industry price indexes are compatible with other economic time series organized by industry, such as data on employment, wages, and productivity. Table 11 of the *PPI Detailed Report* includes data for NAICS industries and industry groups (3-, 4-, 5-, and 6-digit codes), Census product classes (7- and 8-digit codes), products (9-digit codes), more detailed sub-products (11-digit codes), and, for some industries, indexes for other sources of revenue.

Indexes may represent one of three kinds of product categories. Every industry has primary product indexes that show changes in prices received by establishments classified in the industry for products made primarily, but not necessarily exclusively, by that industry. The industry classification of an establishment is determined by which products make up a plurality of its total shipment value. In

addition, most industries have secondary product indexes that show changes in prices received by establishments for products chiefly made in some other industry. Some industries have miscellaneous receipts indexes that track price changes for other sources of revenue received by establishments within the industry that are not derived from sales of their products; for example, resales of purchased materials, or revenues from parking lots owned by a manufacturing plant.

Data Collection

PPIs are constructed using selling prices reported by establishments of all sizes, selected by probability sampling, with the probability of selection proportionate to size. Individual items and transaction terms also are chosen by probability proportionate to size. BLS strongly encourages cooperating companies to supply actual transaction prices at the time of shipment to minimize the use of list prices. Prices submitted by survey respondents are effective on the Tuesday of the week containing the 13th day of the month. The survey is conducted online via the BLS Internet Data Collection Facility (IDCF).

Price data are provided on a voluntary and confidential basis; only sworn BLS employees are allowed access to individual company price reports. BLS publishes price indexes instead of actual prices. All PPIs are subject to revision 4 months after original publication to reflect the availability of late reports and corrections by respondents.

BLS periodically updates the PPI sample of survey respondents to better reflect current conditions when the structure, membership, technology, or product mix of an industry shifts significantly and to spread reporting burden among smaller firms. Information on these resampling efforts are noted in the *PPI News Release* and *PPI Detailed Report* in the months they occur.

As part of an ongoing effort to expand coverage to sectors of the economy other than mining and manufacturing, an increasing number of service and construction sector industries have been introduced into the PPI. The following list of industries introduced since the mid-1990s includes the month and year in which an article describing the industry's content appeared in the *PPI Detailed Report*.

Service and construction sector industries introduced into the Producer Price Index, by SIC or NAICS code and the *PPI Detailed Report* that announces their introduction

Title	Code	<i>PPI Detailed Report</i> Issue
	SIC	
Wireless telecommunications	4812	July 1999
Telephone communications, except radio telephone	4813	July 1995
Television broadcasting	4833	July 2002
Grocery stores	5411	July 2000
Meat and fish (seafood) markets	5421	July 2000
Fruit and vegetable markets	5431	July 2000
Candy, nut, and confectionery stores ...	5441	July 2000
Retail bakeries	5461	July 2000
Miscellaneous food stores	5499	July 2000
New car dealers	5511	July 2000

Title	Code	PPI Detailed Report Issue
SIC		
Gasoline service stations	5541	January 2002
Boat dealers	5551	January 2002
Recreational vehicle dealers	5561	January 2002
Miscellaneous retail	59	January 2001
Security brokers, dealers, and investment bankers	6211	January 2001
Investment advice	6282	January 2003
Life insurance carriers	6311	January 1999
Property and casualty insurance	6331	July 1998
Insurance agencies and brokerages	6412	January 2003
Operators and lessors of nonresidential buildings	6512	January 1996
Real estate agents and managers	6531	January 1996
Prepackaged software	7372	January 1998
Data processing services	7374	January 2002
Home health care services	8082	January 1997
Legal services	8111	January 1997
Engineering design, analysis, and consulting services	8711	January 1997
Architectural design, analysis, and consulting services	8712	January 1997
Premiums for property and casualty insurance	9331	July 1998
NAICS		
New Industrial building construction	236211	January 2008
New warehouse building construction ..	236221	July 2005
New school construction	236222	July 2006
New office construction	236223	January 2007
New health care building construction...	236224	January 2013
Concrete contractors, nonresidential building work	23811X	July 2008
Roofing contractors, nonresidential building work	23816X	July 2008
Electrical contractors, nonresidential building work	23821X	July 2008
Plumbing / HVAC contractors, nonresidential building work	23822X	July 2008
Merchant wholesalers, durable goods ..	423	July 2005
Merchant wholesalers, nondurable goods	424	July 2005
Electronics and appliance stores	443	January 2004
Building material and garden equipment and supplies dealers.....	444	January 2004
Sporting goods, hobby, book, and music stores	451	January 2004
General merchandise stores	452	January 2004
Miscellaneous store retailers	453	January 2004
Internet service providers	518111	July 2005
Internet publishing and web search portals	519130	January 2010
Commercial banking	522110	January 2005
Savings institutions	522120	January 2005
Direct health and medical insurance carriers	524114	July 2004
Construction, mining, and forestry machinery and equipment rental and leasing	532412	January 2005
Management consulting services	541610	January 2007

Title	Code	PPI Detailed Report Issue
NAICS		
Security guards and patrol services	561612	July 2005
Offices of dentists	621210	January 2011
Blood and organ banks	621991	January 2007
Amusement and theme parks	713110	July 2006
Golf courses and country clubs	713910	July 2006
Fitness and recreational sports centers .	713940	July 2005
Commercial machinery repair and maintenance.....	811310	July 2007

Weights

Weights for most commodity groupings of the PPI, as well as, weights for commodity-based aggregate indexes calculated from commodity groupings, such as FD-ID indexes, currently reflect 2012 values of shipments as reported in the *Census of Manufactures* and other sources. From January 2012 to December 2017, PPI weights were derived from 2007 shipment values. Industry indexes now are calculated under the 2017 NAICS structure utilizing 2012 value of shipment weights and 2007 net output ratios. The periodic update of the value weights used to calculate the PPI is done to more accurately reflect changes in production and marketing patterns in the economy.

Net output values of shipments are used as weights for industry indexes. Net output values refer to the value of shipments from establishments within the industry to buyers outside the industry. However, weights for commodity indexes are based on gross shipment values, including values of shipments between establishments within the same industry. As a result, broad commodity grouping indexes, such as the PPI for All Commodities (which is composed of major commodity groupings 01 through 15), are affected by the multiple counting of price change at successive stages of processing, which can lead to exaggerated or misleading signals about inflation. The intermediate demand by commodity type FD-ID indexes partially correct for this defect, but industry indexes, final demand FD-ID indexes, and intermediate demand by production flow FD-ID indexes consistently correct for this at all levels of aggregation. Therefore, industry and FD-ID indexes are more appropriate than broad commodity groupings for analysis of general price trends.

Price Index Reference Base

Effective with publication of January 1988 data, many important PPI series (including most commodity groups and individual items) were placed on a new reference base, 1982 = 100. From 1971 through 1987, the standard reference base for most PPI series was 1967 = 100. Except for rounding differences, the shift to the new reference base did not alter any previously published percent changes for affected PPI series. (See "Calculating Index Changes," below.) The 1982 reference base is not used for commodity indexes with a base later than December 1981 or for industry net output indexes

and their products. The FD-ID indexes typically have a reference base of November 2009 = 100.

For further information on the underlying concepts and methodology of the Producer Price Index, see chapter 14, “Producer Prices,” in the *BLS Handbook of Methods*. This chapter can be downloaded from the BLS Web site at <https://www.bls.gov/pub/hom/homch14.htm>.

Calculating Index Changes

Each PPI measures price changes from a reference period that equals 100.0. An increase of 5.5 percent from the reference period in the Final Demand Goods Price Index, for example, is shown as 105.5. This change also can be expressed in dollars, as follows: prices received by domestic producers of a sample of final demand goods have risen from \$100 in November 2009 to \$105.50. Likewise, a current index of 90.0 would indicate that prices received by producers of final demand goods are 10 percent lower than they were in November 2009.

Movements of price indexes from one month to another are usually expressed as percent changes, rather than as changes in index points. Index point changes are affected by the level of the index in relation to its base period, whereas percent changes are not. The following example shows the computation of index point and percent changes.

Index point change

Final Demand Goods Price Index	107.5
Less previous index	104.0
Equals index point change	3.5

Index percent change

Index point change	3.5
Divided by the previous index	104.0
Equals	0.034
Result multiplied by 100	0.034 x 100
Equals percent change	3.4

Seasonally Adjusted and Unadjusted Data

Because price data are used for different purposes by different groups, BLS publishes seasonally adjusted and unadjusted changes each month. Seasonally adjusted data are preferred for analyzing general price trends in the economy because these data eliminate the effect of changes that normally occur at about the same time, and in about the same magnitude, every year—such as price movements resulting from normal weather patterns, regular production and marketing cycles, model changeovers, seasonal discounts, and holidays. For these reasons, seasonally adjusted data more clearly reveal underlying trends. Unadjusted data are of primary interest to users who need information that can be related to actual dollar values of transactions. Individuals requiring this information include marketing specialists, purchasing agents, budget and cost analysts, contract specialists, and commodity traders. It is the unadjusted data that are generally cited when escalating long-term contracts such as purchasing agreements or real estate leases. For more

information, see *Price Adjustment Guide for Contracting Parties*, on the Web at <https://www.bls.gov/ppi/ppiescalation.htm>.

Seasonal adjustment is accomplished using X-13 ARIMA, a software package published by the U.S. Census Bureau. Each year, the seasonal status of most commodity indexes is reevaluated to reflect more recent price behavior. Industry net output indexes are not seasonally adjusted. For time series that exhibit seasonal pricing patterns, new seasonal factors are estimated and applied to the unadjusted data from the prior 5 years. Updated seasonally adjusted indexes replace the most recent 5 years of seasonal data.

Seasonal factors may be applied to series using either a direct or an aggregative method. Generally, commodity indexes are seasonally adjusted using direct seasonal adjustment, which produces a more complete elimination of seasonal movements than does the aggregative method. However, the direct seasonal adjustment process may not yield figures that possess additive consistency. Thus, a seasonally adjusted index for a broad category that is directly adjusted may not be logically consistent with all seasonally adjusted indexes for its components. Seasonal movements for FD-ID indexes are derived indirectly through an aggregative method that combines movements of a wide variety of subproduct class (six-digit) series.

Seasonally adjusted indexes can become problematic when previously stable and predictable price patterns abruptly change. If the new pattern persists, the seasonal adjustment method will eventually reflect it; if the pattern keeps shifting, however, seasonally adjusted data will become chronically troublesome. This problem occurs relatively infrequently for farm and food-related products, but has more often affected manufactured products such as automobiles and steel.

Since January 1988, the PPI has used Intervention Analysis Seasonal Adjustment methods to enhance the calculation of seasonal factors. With this technique, outlier values that may distort the seasonal pattern are removed from the data prior to applying the standard seasonal factor estimation procedure. For example, a possible economic cause for large price movements for petroleum-based products might have been the Persian Gulf War. In this case, intervention techniques allowed for better estimates of seasonally adjusted data. On the whole, very few series have required intervention. Out of almost 400 seasonally adjusted series, only 42 were subject to intervention in 2018.

For more information relating to seasonal adjustment methods, see “Summary of Changes to the PPI’s Seasonal Adjustment Methodology” in the January 1995 issue of *Producer Price Indexes*, and “PPI and CPI Seasonal Adjustment: an Update” in the July 2010 *Monthly Labor Review*.

Producer Price Index Data on the Internet

In 1995, the BLS began posting PPI series, news releases, and technical information to both a World Wide Web (WWW) site and a file transfer protocol (FTP) site. During the years following the introduction of PPI Internet services, use of these sites eclipsed more traditional methods of data dissemination, such as subscriptions to the *PPI Detailed Report*. There were more than 4 million instances of PPI data

and tables being downloaded from the BLS website during the 12 months ended December 31, 2017.

Retrieving PPI data from the PPI Web site

PPI data can be obtained from the WWW address (<https://www.bls.gov/ppi>). On this page, under the tab labeled “Featured PPI databases” links provide the following methods of data retrieval:

- **Top Picks** is a form-based application for both Industry Data and Commodity Data that allows the user to quickly obtain PPI time series data by selecting the high-level aggregate and other commonly requested time series, including the All Commodities Index and the FD-ID indexes (for example, Final Demand). Within each list, any one—or all—of the time series shown can be selected. A user can modify the date range and output options after executing the query, using the reformat button above the data output table.
- **One-Screen Data Search and Multi-Screen Data Search** are form-based query applications for both Industry Data and Commodity Data designed for users unfamiliar with the PPI coding structure. These applications guide a user through the PPI classification by listing index titles and do not require knowledge of commodity or industry codes. Data retrieved are based on a query formulated by selecting data characteristics from lists provided. Two options are available to create customized tables, depending on a user’s browser capability. The one-screen option is a JavaScript application that uses a single screen to guide a user through the available time series data. The second option is a multiple-screen, non-Java-based application. Both methods allow a user to browse the PPI coding structure and select multiple series. Users can modify the date range and output options after executing the query using the reformat button above the data output table.
- **Series Report** is a form-based application that allows users to input multiple, formatted PPI time series identifiers (commodity or industry codes) as inputs in extracting data according to a specified set of date ranges and output options. This application provides the most efficient path for users who are familiar with the format of PPI time series identifiers. There are five alphabetic prefixes used to create unique PPI time series identifiers: WP, WD, PC, PD, and ND. Each provides the user access to a different PPI database. Adding either a “u” (not seasonally adjusted) or an “s” (seasonally adjusted) to the end of these prefixes further specifies the type of data needed.

EXAMPLES

For commodity and FD-ID indexes, series identifiers combine a “wpu” prefix (not seasonally adjusted) or a “wps” prefix (seasonally adjusted) with a commodity code.

<u>Commodity code</u>	<u>Provides data for:</u>
wps141101	Passenger cars, seasonally adjusted
wpu141101	Passenger cars, not seasonally adjusted
wpufd4	Final demand, not seasonally adjusted
wpsid63	Services for intermediate demand, seasonally adjusted

For discontinued commodity indexes, series identifiers combine a “wdu” prefix (not seasonally adjusted) or a “wds” prefix (seasonally adjusted) with a commodity code.

<u>Commodity code</u>	<u>Provides data for:</u>
wds019	Other farm products, seasonally adjusted
wdu0635	Preparations, ethical (prescription), not seasonally adjusted
wdusi138011	Stainless steel mill products, not seasonally adjusted

Current price indexes grouped by industry according to NAICS have series identifiers that begin with the prefix “pcu.” After the prefix, there are 12 digits (the 6-digit industry code is listed twice) followed by up to 7 alphanumeric characters identifying product detail. Dashes are used as placeholders for higher-level industry group codes.

<u>Industry-product code, current NAICS series</u>	<u>Provides data for:</u>
pcu325---325---	Chemical manufacturing
pcu336110336110	Automobile and light duty motor vehicle manufacturing
pcu621111621111411	Offices of physicians, one- and two-physician practices and single-specialty group practices, general/family practice

Discontinued industry-product codes based on SIC combine a “pdu” prefix and “#” between the fourth and fifth characters of the product code. Series identifiers for the discontinued dataset use underscores as placeholders to complete a reference to an SIC industry group code of fewer than four digits. (All PPI industry-based indexes organized by SIC were discontinued with the introduction of NAICS in 2004.)

<u>Industry-product code, discontinued SIC series</u>	<u>Provides data for:</u>
pdu28_#	Chemicals and allied products
pdu331_#	Blast furnaces, steel works, and rolling and finishing mills
pdu3711#111	Passenger cars

Price indexes for discontinued series grouped by industry according to NAICS have identifiers that begin with the prefix “ndu”. After the prefix, there are 12

numeric digits (the 6-digit industry code is listed twice), and up to 7 additional alphanumeric characters that identify product detail. Dashes are used as placeholders for higher-level group codes.

*Industry-product code,
discontinued NAICS series*

ndu212231212231
ndu2122312122312
ndu212231212231214

Provides data for

Lead and zinc ore mining
Lead, zinc concentrates
Lead concentrates

- **Text Files** are best suited for users requiring access to either a large volume of time series data or other PPI-related documentation, such as seasonal factor tables and relative importance tables. The text files can be accessed at <https://download.bls.gov/> or directly from links on the “PPI Databases” page or the PPI homepage. Data and documentation available for download include the following:

Industry Data	<u>Directory:</u> /pub/time.series/pc
Industry Data - Discontinued (NAICS basis)	/pub/time.series/nd
(SIC basis)	/pub/time.series/pd
Commodity Data (incl. FD-ID)	/pub/time.series/wp
Commodity Data – Discontinued	/pub/time.series/wd
Special requests	/pub/special.requests/ppi

Additional information

The PPI homepage (<https://www.bls.gov/ppi>) contains additional information regarding PPI data and methodology. The top section of the homepage provides PPI news releases, both current and archived, as well as general PPI information. The “PPI Tables” section found beneath the statistics section provides relative importance and seasonal factor tables. The remaining sections offer special notices and publications pertaining to PPI methodology and applications.

For questions or comments regarding PPI data classification, methodology, or data availability on the Internet, call or e-mail the Section of Index Analysis and Public Information at (202) 691-7705 or ppi-info@bls.gov.