

PPI Detailed Report

Data for December 2008



U.S. Department of Labor

U.S. Bureau of Labor Statistics



Mining • Manufacturing • Services

PPI Detailed Report

Data for December 2008

Editors

Joseph Kowal
William Snyders
Antonio Lombardozi

Vol. 12, No. 12

Contents

	<i>Page</i>
Producer Price Indexes, December 2008	1
PPI Commodity Weight Allocations to Stage of Processing Indexes to be Updated	5
Recalculated Seasonal Adjustment Factors and Relative Importance Figures to be Available on February 17, 2009	6
Charts	
Finished goods	7
Intermediate goods	8
Crude goods	9
Tables	
Producer Price Indexes	
1. Stage of processing	10
2. Selected commodity groupings by stage of process	11
3. Selected stage of processing groupings, seasonally adjusted	15
4. Net output of selected industries and industry groups	16
5. Net output of selected industries and their products	18
6. Commodity groupings and individual items	109
7. Durability of product	149
8. Special commodity groupings	150
9. Material and supply inputs to construction industries.....	152
Technical note	153

Producer Price Index Release Dates

The following is the schedule of release dates for Producer Price Index data for 2009. News releases are issued at 8:30 a.m. eastern time on each release date.

Reference Month	Release Date
January 2009	Feb. 19, 2009
February 2009	Mar. 17, 2009
March 2009	Apr. 14, 2009
April 2009	May 14, 2009
May 2009	June 16, 2009
June 2009	July 14, 2009
July 2009	Aug. 18, 2009
August 2009	Sep. 15, 2009
September 2009	Oct. 20, 2009
October 2009	Nov. 17, 2009
November 2009	Dec. 15, 2009
December 2009	Jan. 20, 2010

Producer Price Indexes – December 2008

The Producer Price Index for Finished Goods fell 1.9 percent in December, seasonally adjusted. This decrease followed a 2.2-percent decline in November and a 2.8-percent drop in October. At the earlier stages of processing, prices received by producers of intermediate goods fell 4.2 percent in December after decreasing 4.3 percent in the prior month, and the crude goods index declined 5.3 percent following a 12.5-percent drop in November. (See table A.)

The slower rate of decrease in finished goods prices was led by the index for energy goods, which fell 9.3 percent in December after declining 11.2 percent in November. Prices for finished goods other than foods and energy rose 0.2 percent in December compared with a 0.1-percent increase in the preceding month. By contrast, partially offsetting the slower rate of decline in the finished goods index, prices for consumer foods moved down 1.5 percent following no change in November.

Before seasonal adjustment, the Producer Price Index for Finished Goods decreased 1.9 percent in December to 168.8 (1982 = 100). In 2008, finished goods prices fell 0.9 percent compared with a 6.2-percent advance in 2007. The 2008 downturn is mostly attributable to energy prices, which dropped 20.3 percent after rising 17.8 percent a year earlier. Price increases for finished consumer foods slowed to 3.7 percent in 2008 from 7.6 percent in 2007. Conversely, the index for finished goods other than foods and energy advanced 4.3 percent in 2008 following a 2.0-percent gain in the preceding year. At the earlier stages of processing, prices

received by manufacturers of intermediate goods fell 1.7 percent in 2008 after rising 7.1 percent in the prior year, and the crude goods index dropped 25.0 percent following a 19.8-percent jump in 2007. (See summary table.)

Finished goods

The index for finished energy goods fell 9.3 percent in December after decreasing 11.2 percent in November. Prices for liquefied petroleum gas moved down 21.8 percent in December following a 33.4-percent drop a month earlier. The index for residential natural gas also declined less than it had in November, and prices for finished lubricants turned up in December. By contrast, partially counteracting the slower rate of decrease in the index for finished energy goods, prices for residential electric power increased 0.3 percent compared with a 1.4-percent advance in November. The indexes for kerosene, home heating oil, and diesel fuel fell more than in the prior month. Gasoline prices decreased 25.7 percent for the second consecutive month. (See table 2.)

The index for finished goods other than foods and energy increased 0.2 percent in December after edging up 0.1 percent in November. In December, higher prices for passenger cars, pharmaceutical preparations, light motor trucks, and civilian aircraft outweighed lower prices for consumer plastic products; storage units, files, and tables; alcoholic beverages; and power and distribution transformers.

Table A. Monthly and annual percent changes in selected stage-of-processing price indexes, seasonally adjusted

Month	Finished goods					Intermediate goods	Crude goods
	Total	Foods	Energy	Except foods and energy	Change in finished goods from 12 months ago (unadj.)		
2007							
Dec.....	-0.5	1.3	-3.5	0.1	6.2	0.2	1.8
2008							
Jan.....	1.2	1.7	2.2	0.6	7.4	1.2	2.9
Feb.....	0.3	-0.6	1.0	0.4	6.5	0.9	3.9
Mar.....	0.9	1.4	2.5	0.1	6.7	2.4	6.7
Apr.....	0.3	0.0	-0.1	0.5	6.4	1.0	4.7
May.....	1.4	0.6	5.3	0.2	7.3	2.7	6.1
June.....	1.7	1.5	5.6	0.2	9.1	2.2	2.8
July.....	1.2	0.3	3.4	0.6	9.9	2.7	4.0
Aug. ¹	-0.9	0.3	-4.8	0.5	9.7	-1.5	-12.3
Sept. ¹	-0.4	0.2	-3.0	0.4	8.7	-0.9	-6.0
Oct.....	-2.8	-0.2	-12.8	0.4	5.2	-3.9	-18.6
Nov.....	-2.2	0.0	-11.2	0.1	0.4	-4.3	-12.5
Dec.....	-1.9	-1.5	-9.3	0.2	-0.9	-4.2	-5.3

¹ Some of the figures shown above and elsewhere in this release may differ from those previously reported because data for August 2008 have been revised to reflect the availability of late reports and corrections by respondents.

Summary of December-to-December and 3-month seasonally adjusted annual rates of change in price indexes for selected stages of processing

Grouping	Percentage change 12 months ended December			Seasonally adjusted annual rate for 3 months ended			
	2006	2007	2008	Mar. 2008	June 2008	Sept. 2008	Dec. 2008
Finished goods.....	1.1	6.2	-0.9	10.2	14.6	-0.4	-24.3
Finished consumer foods.....	1.7	7.6	3.7	10.4	8.9	3.4	-6.4
Finished energy goods.....	-2.0	17.8	-20.3	25.7	52.5	-17.2	-75.7
Finished goods less foods and energy.....	2.0	2.0	4.3	4.5	3.9	5.9	2.9
Finished consumer goods less foods and energy.....	1.8	2.4	4.5	5.0	4.2	6.1	2.9
Capital equipment.....	2.3	1.4	4.0	3.5	4.0	5.6	2.9
Intermediate materials, supplies, and components.....	2.8	7.1	-1.7	19.3	26.7	1.2	-39.7
Intermediate foods and feeds.....	4.7	17.2	3.4	42.2	13.5	12.6	-37.1
Intermediate energy goods.....	-3.3	19.8	-19.8	42.6	54.9	-27.9	-74.7
Intermediate materials less foods and energy.....	4.5	3.3	3.2	11.7	19.5	12.8	-24.6
Materials for nondurable manufacturing.....	1.2	12.8	-3.6	24.1	37.4	28.3	-60.5
Materials for durable manufacturing.....	12.5	1.7	-5.5	27.8	33.8	-4.0	-51.4
Materials and components for construction.....	4.3	2.0	7.3	7.2	20.0	16.4	-11.4
Crude materials for further processing.....	-4.7	19.8	-25.0	69.0	70.1	-46.2	-79.4
Foodstuffs and feedstuffs.....	2.8	24.9	-14.3	28.6	13.3	-21.1	-52.1
Crude energy materials.....	-15.7	16.2	-33.5	114.6	129.9	-63.2	-89.2
Crude nonfood materials less energy.....	17.0	15.6	-24.3	60.3	60.8	-27.8	-82.5

"-" Data not available.

NOTE: Late reports and corrections by respondents may cause some indexes to change 4 months after original publication. In addition, seasonally adjusted indexes may be revised for 5 years, due to the recalculation of seasonal factors each January.

The index for finished consumer foods declined 1.5 percent in December after no change in November. Prices for fresh and dry vegetables dropped 14.9 percent compared with a 3.8-percent rise in the preceding month. The indexes for beef and veal, packaged fluid milk, and canned fruits and juices also turned down in December. Prices for citrus fruits increased less than in November, and the index for chewing gum was unchanged after rising in the previous month. By contrast, prices for natural cheese (except cottage) advanced 3.4 percent in December following a 5.0-percent decline in the prior month. The index for noncarbonated soft drinks also turned up after decreasing a month earlier. Prices for pork and eggs for fresh use fell less than they had in November.

Intermediate goods

Following a 4.3-percent drop in November, the Producer Price Index for Intermediate Materials, Supplies, and Components fell 4.2 percent in December. This decrease was broad based, with prices for energy goods, materials for both nondurable and durable manufacturing, materials and components for construction, and foods and feeds all declining in December. The index for intermediate goods excluding foods and energy posted a record decline for the third straight month in December — 3.0 percent. This index fell 2.3 percent in November and 1.7 percent in October. (See table B.)

The index for intermediate energy goods decreased 9.5 percent in December following a 12.3-percent drop in

November. Price declines for utility natural gas slowed in December to 1.6 percent from 4.9 percent in the prior month. The indexes for residual fuel and liquefied petroleum gas also fell less than they had in November. Prices for industrial electric power and finished lubricants turned up in December. By contrast, partially offsetting the slower rate of decrease in the intermediate energy goods index, jet fuel prices declined 16.8 percent after moving down 11.6 percent in November. The indexes for diesel fuel and kerosene also fell more in December than they had in the previous month. Prices for commercial electric power rose less than in November. (See table 2.) The index for intermediate energy goods decreased 19.8 percent in 2008 after increasing at the same rate in 2007.

The index for materials for nondurable manufacturing dropped 9.1 percent in December following an 8.5-percent decline in November. In December, lower prices for basic organic chemicals, plastic resins and materials, phosphates, rubber and rubber products, inedible fats and oils, processed yarns and threads, and surface active agents outweighed higher prices for basic inorganic chemicals and knit gray fabrics. The index for materials for nondurable manufacturing decreased 3.6 percent in 2008 after climbing 12.8 percent in 2007.

The index for materials for durable manufacturing fell 7.2 percent in December following a 6.2-percent decline in November. Prices for cold rolled steel sheet and strip dropped 16.6 percent in December after moving down 5.4 percent a month earlier. The indexes for hot rolled steel sheet and strip,

Table B. Monthly and annual percent changes in selected price indexes for intermediate goods and crude goods, seasonally adjusted

Month	Intermediate goods				Crude goods			
	Foods	Energy	Except foods and energy	Change in intermediate goods from 12 months ago (unadj.)	Foods	Energy	Except foods and energy	Change in crude goods from 12 months ago (unadj.)
2007								
Dec.....	2.0	0.1	0.1	7.1	4.2	0.5	0.8	19.8
2008								
Jan.....	3.5	1.9	0.9	8.9	3.1	1.8	4.7	30.8
Feb.....	2.4	1.2	0.6	9.0	1.2	6.6	3.6	24.6
Mar.....	3.0	6.0	1.3	10.7	2.2	11.5	3.7	29.7
Apr.....	0.2	0.1	1.4	10.8	-0.5	6.3	10.1	34.5
May.....	1.9	6.3	1.7	12.7	0.9	11.7	1.7	40.9
June.....	1.1	4.8	1.4	14.7	2.7	3.8	0.5	43.6
July.....	4.6	4.6	2.0	17.0	0.3	6.6	3.4	49.0
Aug. ¹	-0.6	-8.0	0.6	16.3	-4.8	-20.4	-2.8	35.4
Sept. ¹	-1.0	-4.3	0.4	15.4	-1.3	-8.2	-8.2	26.0
Oct.....	-5.5	-10.6	-1.7	10.2	-11.1	-24.9	-17.0	-1.4
Nov.....	-2.4	-12.3	-2.3	2.6	-1.2	-18.7	-20.4	-19.4
Dec.....	-3.4	-9.5	-3.0	-1.7	-5.3	-6.0	-2.2	-25.0

¹ Some of the figures shown above and elsewhere in this release may differ from those previously reported because data for August 2008 have been revised to reflect the availability of late reports and corrections by respondents.

plastic resins and materials, basic organic chemicals, semifinished steel mill products, and cold finished steel bars also decreased more than they had in November. Conversely, price declines for nonferrous wire and cable slowed to 2.9 percent in December from 10.8 percent in the preceding month. The indexes for primary nonferrous metals; hot rolled steel bars, plates, and structural shapes; and copper and brass mill shapes also fell less than they had in November. Prices for materials for durable manufacturing decreased 5.5 percent in 2008 following a 1.7-percent advance in 2007.

The index for materials and components for construction declined 1.2 percent in December after decreasing 1.1 percent in November. In December, lower prices for steel mill products, paving mixtures and blocks, plastic construction products, nonferrous wire and cable, fabricated structural metal, prefabricated wood buildings and components, and sheet metal products outweighed higher prices for architectural coatings and millwork. The index for materials and components for construction rose 7.3 percent in 2008 following a 2.0-percent increase in 2007.

Prices for intermediate foods and feeds fell 3.4 percent in December after declining 2.4 percent in November. The index for corn, cottonseed, and soybean cake and meal decreased 1.8 percent following a 9.1-percent advance in November. Prices for beef and veal and for packaged fluid milk and related products also turned down in December. The indexes for processed eggs, bulk fluid milk and cream, shortening and cooking oils, and flour fell more in December than they had in the prior month. Conversely, price declines for formula feeds slowed to 4.7 percent in December from 9.3 percent in November. The index for pork also decreased less

than it had in the previous month, while prices for natural cheese (except cottage cheese) turned up in December. Prices for intermediate foods and feeds increased 3.4 percent in 2008 after climbing 17.2 percent in 2007.

Crude goods

The Producer Price Index for Crude Materials for Further Processing fell 5.3 percent in December after declining 12.5 percent in November. Prices for crude energy materials and crude nonfood materials less energy decreased less than they had in November. Conversely, partially offsetting the slower rate of decline in crude materials prices, the index for crude foodstuffs and feedstuffs fell at a faster rate compared with the prior month. (See table B.)

The index for crude energy materials decreased 6.0 percent in December after dropping 18.7 percent a month earlier. Coal prices edged down 0.3 percent subsequent to a 0.5-percent decline in November. Prices for natural gas advanced 14.7 percent in December following a 10.9-percent decrease in the previous month. By contrast, the crude petroleum index moved down 31.0 percent after falling 30.2 percent in the prior month. (See table 2.) In 2008, prices for crude energy materials declined 33.5 percent following a 16.2-percent advance in 2007.

The crude nonfood materials less energy index declined 2.2 percent in December subsequent to a 20.4-percent drop a month earlier. Nonferrous scrap prices moved down 9.2 percent following a 25.4-percent decrease in November. The indexes for iron and steel scrap, wastepaper, gold ores, and plant and animal fibers turned up after declining in the

prior month. By contrast, the phosphates index moved down 21.6 percent in December following a 7.6-percent decrease a month earlier. Prices for hides and skins also fell at faster rates compared with the previous month, and the index for soybeans turned down in December. The crude nonfood materials less energy index declined 24.3 percent in 2008 compared with a 15.6-percent gain in 2007.

Prices for crude foodstuffs and feedstuffs decreased 5.3 percent in December after moving down 1.2 percent in the preceding month. Leading this faster rate of decline, the slaughter cattle index fell 8.9 percent following a 2.4-percent increase in November. Prices for fresh vegetables (except potatoes) and soybeans also turned down in December. The indexes for fluid milk, corn, and wheat declined more than they had a month earlier. By contrast, prices for slaughter hogs advanced 4.6 percent after moving down 15.8 percent in November. The index for slaughter chickens rose more than it had a month earlier. Prices for Irish potatoes for processing increased following no change in the prior month, and the index for slaughter turkeys fell less than it had in November. In 2008, crude foodstuffs and feedstuffs prices moved down 14.3 percent following a 24.9-percent jump in 2007.

Net output price indexes

Mining, Utilities, and Manufacturing Industries. The decline in the Producer Price Index for the Net Output of Total Mining, Utilities, and Manufacturing Industries slowed to 2.8 percent from 4.0 percent in November. (Net output price indexes are not seasonally adjusted.) The index for the electric power generation, transmission, and distribution industry group fell 0.2 percent in December after moving down 2.8 percent a month earlier. Prices received by petroleum refineries and farm-feed manufacturers also decreased less than in November. The industry indexes for automobile, light truck, and utility vehicle manufacturing and for natural gas liquid extraction turned up after falling in the prior month. Prices received by pharmaceutical preparation manufacturers moved up more than in November. Conversely, partially offsetting the slower rate of decline in the total mining, utilities, and manufacturing industries index, prices received by phosphatic fertilizer manufacturers dropped 23.1 percent in December following a 6.5-percent decrease in the preceding month. The index for the fluid milk manufacturing industry turned down after rising in November. In December, the index for total mining, utilities, and manufacturing industries was 105.1 (December 2006 = 100). In 2008, the total mining, utilities, and manufacturing industries index fell 1.0 percent after rising 6.2 percent in 2007.

Trade Industries. The Producer Price Index for the Net Output of Total Trade Industries turned up 0.5 percent in December after decreasing 3.2 percent a month earlier. (Trade indexes measure changes in margins received by wholesalers

and retailers.) The margin index for gasoline stations with convenience stores increased 8.9 percent following a 53.4-percent drop in November. Margins received by merchant wholesalers of durable goods, non-discount department stores, fuel dealers, and family clothing stores also turned up after falling in the preceding month. The margin index for merchant wholesalers of nondurable goods increased more than in November. By contrast, the margin index for supermarkets turned down 2.1 percent in December after rising 4.8 percent in the prior month. Margins received by electronic shopping and mail-order houses also fell following advances in November. In December, the index for total trade industries was 111.1 (December 2006 = 100). In 2008, the total trade industries index rose 6.9 percent after increasing 3.9 percent in 2007.

Transportation and Warehousing Industries. The Producer Price Index for the Net Output of Total Transportation and Warehousing Industries fell 2.8 percent in December after decreasing 1.7 percent in the previous month. The industry index for couriers dropped 5.5 percent following no change in November. Prices received by scheduled air transporters, line-haul railroads, and local specialized freight truckers of new goods fell more than in the preceding month. The industry index for Coastal and Great Lakes freight transportation turned down after advancing in November. By contrast, the decline in the industry index for long distance specialized freight trucking of new goods slowed to 0.7 percent in December from 2.8 percent in the prior month. Prices received by long distance general freight truckers (less than truckload) also fell less than in November, and the industry index for deep sea freight transportation was unchanged after decreasing in the prior month. In December, the index for total transportation and warehousing industries was 109.5 (December 2006 = 100). In 2008, the total transportation and warehousing industries index increased 2.7 percent following a 6.6-percent rise in 2007.

Total Traditional Service Industries. The Producer Price Index for the Net Output of Total Traditional Service Industries turned down 0.8 percent in December after rising 0.1 percent in the prior month. The index for the commercial banking industry decreased 6.5 percent following a 2.8-percent advance in November. Prices received by securities brokers, software publishers, television broadcasters, and casino hotels also turned down after rising in the preceding month. Conversely, the industry index for lessors of nonresidential buildings turned up 0.7 percent in December after decreasing 2.0 percent a month earlier. Prices received by cellular and other wireless carriers and by general medical and surgical hospitals also increased after November declines. In December, the index for total traditional services industries was 101.9 (December 2006 = 100). In 2008, the total traditional services industries index inched up 0.1 percent after increasing 1.8 percent in 2007.

PPI Commodity Weight Allocations to Stage-of-Processing Indexes to be Updated

Effective with the release of January 2009 data on February 19, 2009, the Bureau of Labor Statistics will update the weight allocations used to calculate its stage-of-processing (SOP) indexes to more accurately reflect recent sales patterns. While PPI weights will continue to be based on shipment values from the 2002 economic census, the proportion of these weights allocated to the various SOP categories within and, in some cases, across the Finished, Intermediate, and Crude goods stages will change. The new allocations will be based primarily on data contained in the 2002 Input/Output Accounts published by the Bureau of Economic Analysis.

It is important to note that the allocation update will not change the PPI classification system, reference base, or aggregation structure. It may, however, result in significant

shifts in the relative importance of component series in the stage-of-processing indexes.

Relative importance figures as of December 2008, will be available on February 17, 2009 on the BLS Web site at: www.bls.gov/ppi. Choose the "PPI Tables" link, under the "On This Page" heading. The revised SOP relative importance figures will be available through the links: "Component series by stage of processing" and "Commodity groupings by major stage of processing category." The information may also be requested from the Division of Industrial Prices and Price Indexes, Section of Index Analysis and Public Information, at 202-691-7705. For further information on this change, please contact Jon Weinhagen at (202) 691-7709.

Recalculated Seasonal Adjustment Factors and Relative Importance Figures to be Available on February 17, 2009

Each year with the release of PPI data for January, seasonal adjustment factors are recalculated to reflect price movements from the just-completed calendar year. This routine annual calculation may result in revisions to seasonally adjusted indexes for the previous 5 years. The following information will be available on February 17, 2009 (2 workdays prior to the release of PPI data for January 2009 on February 19):

- Direct seasonal factors for commodity indexes for the year 2009,
- Recalculated seasonal factors for the last 5 years (2004-2008) for the commodity indexes,

- Recalculated seasonal factors for the last 5 years (2004-2008) for the stage-of-processing indexes.

In addition to recalculated seasonal factors, December 2008 relative importance figures, with updated stage-of-process weight allocations, also will be available on February 17, 2009.

To obtain this information, visit the PPI website at <http://www.bls.gov/ppi/> or call the Division of Industrial Prices and Price Indexes, Section of Index Analysis and Public Information at (202) 691-7705.

Chart 1. The Finished Goods Index and its component indexes, January 2003 through December 2008, 12-month percentage changes

Percentage change

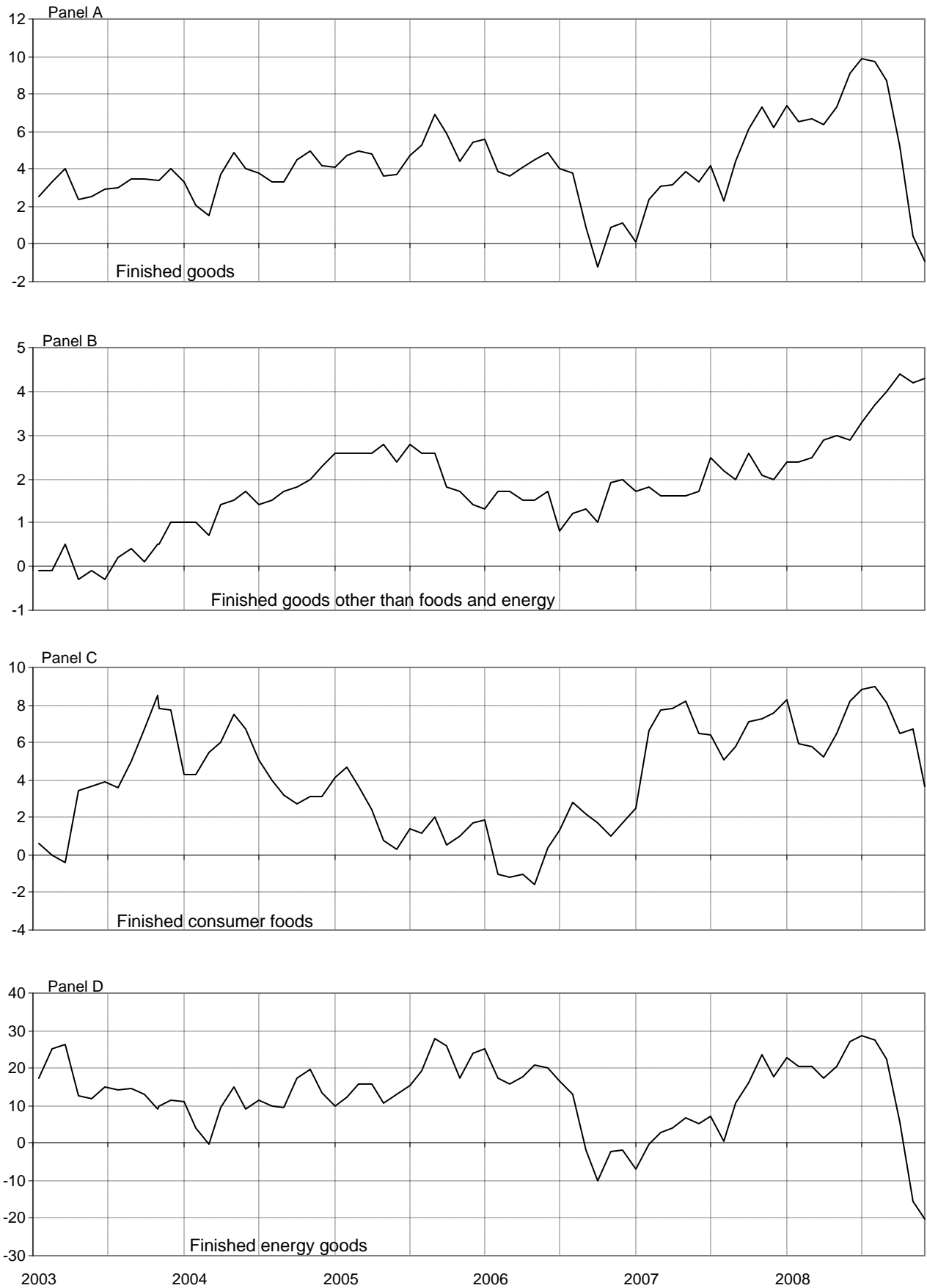


Chart 2. The Intermediate Goods Index and its component indexes, January 2003 through December 2008, 12-month percentage changes

Percentage change

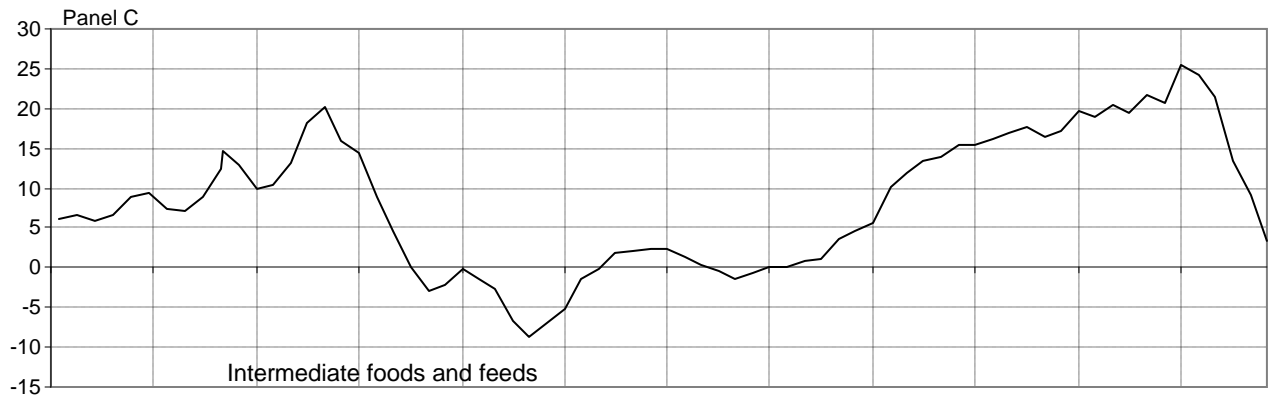
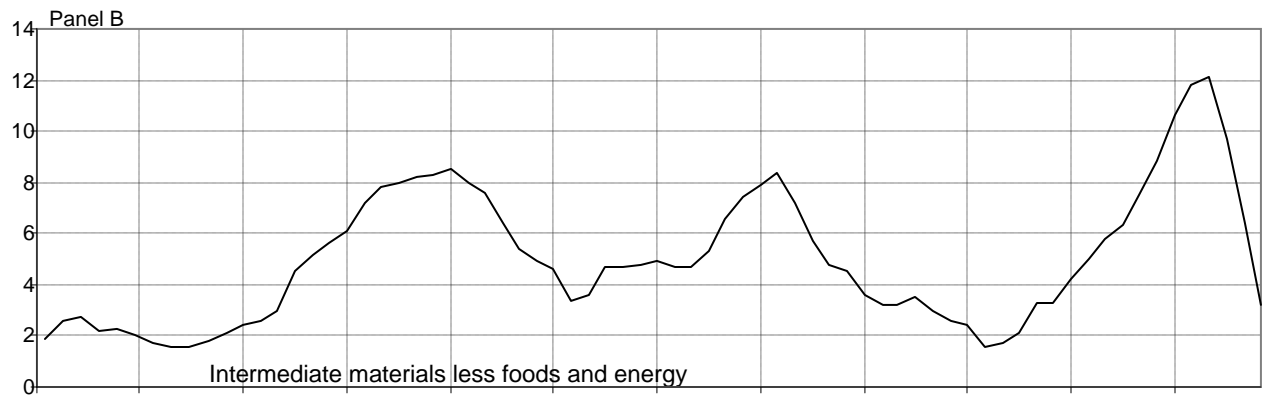
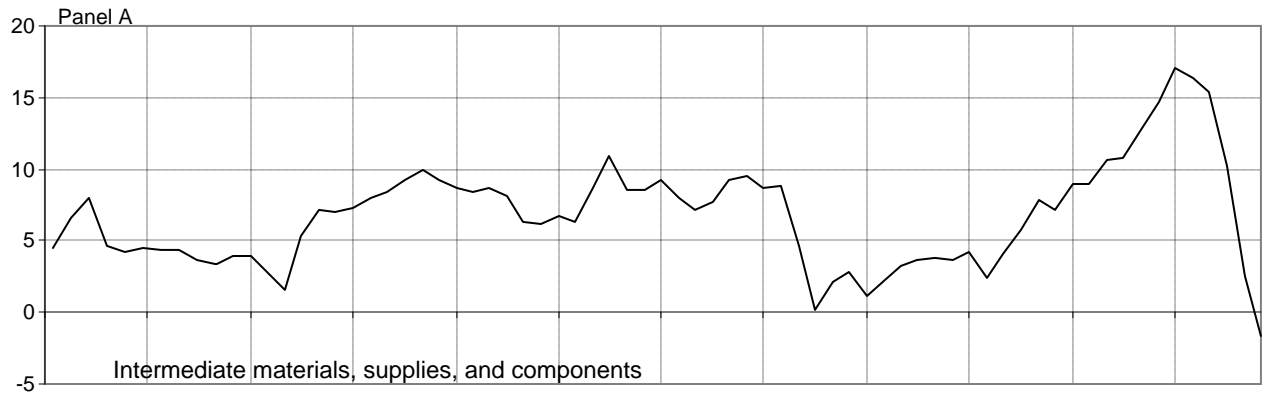


Chart 3. The Crude Goods Index and its component indexes, January 2003 through December 2008, 12-month percentage changes

Percentage change

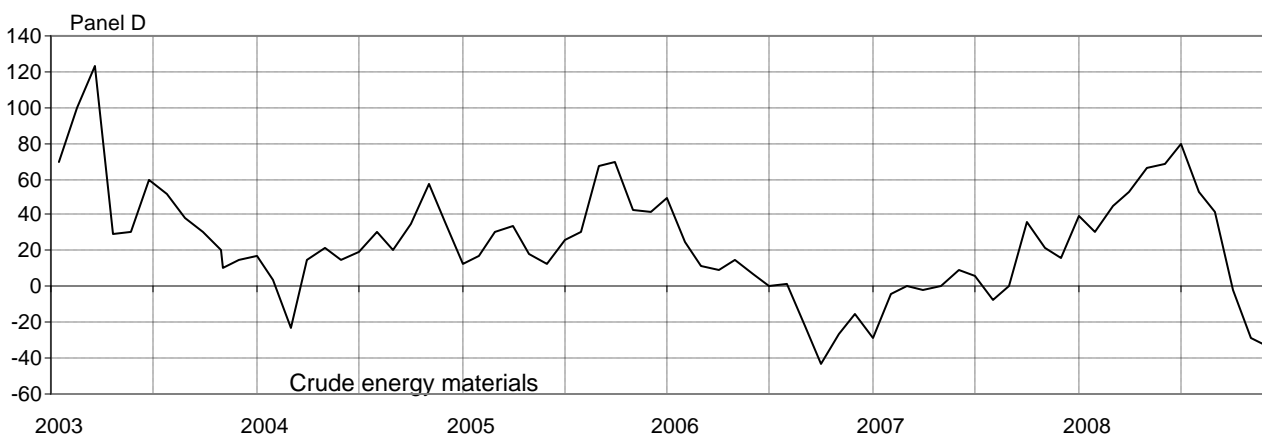
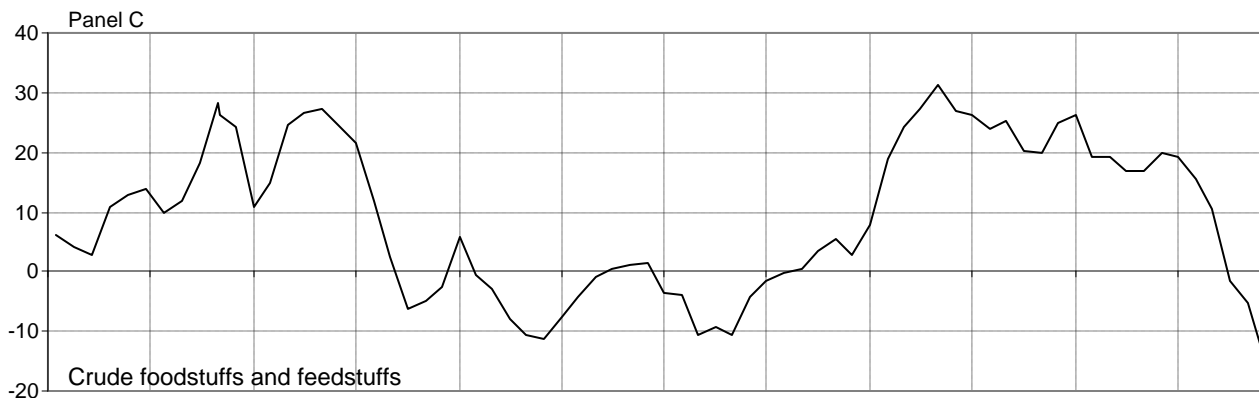
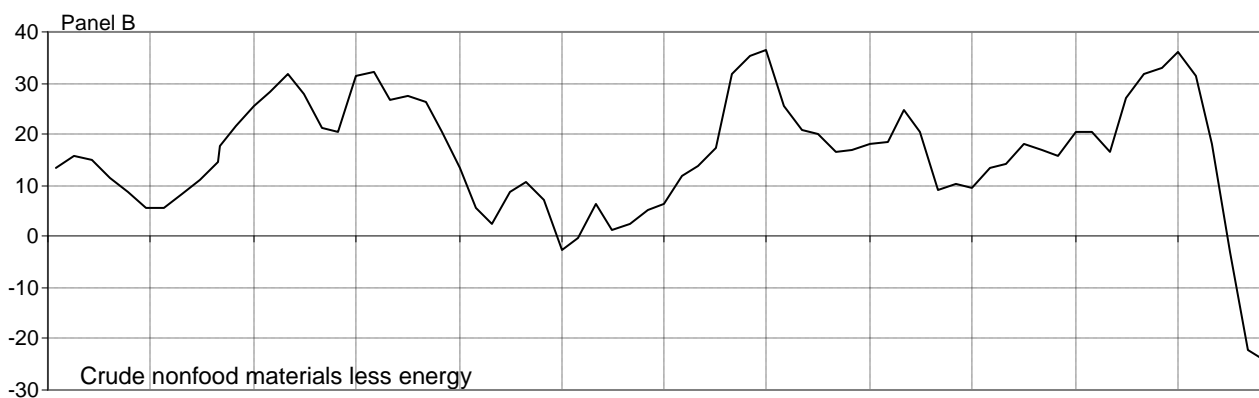
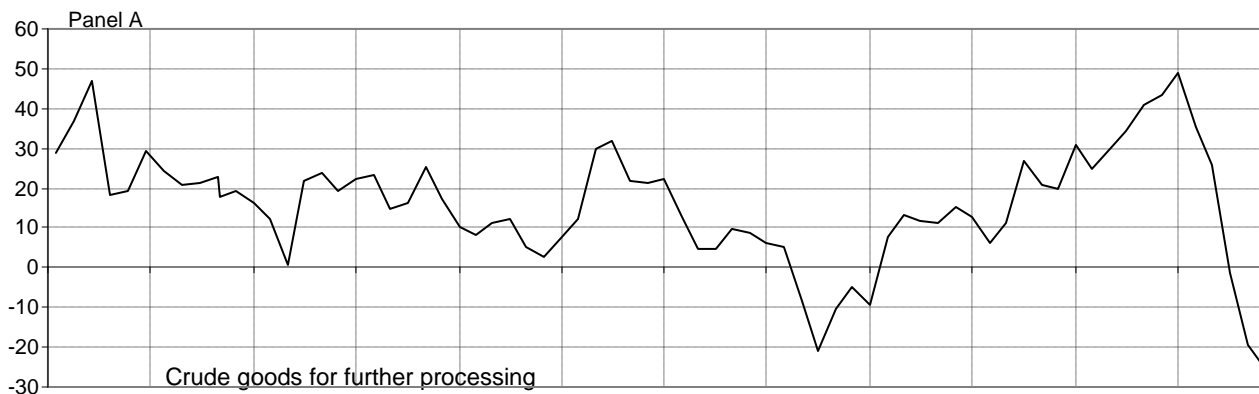


Table 1. Producer price indexes and percent changes by stage of processing
[1982=100]

Grouping	Relative importance Dec. 2007 ¹	Unadjusted index			Unadjusted percent change to Dec. 2008 from:		Seasonally adjusted percent change from:		
		Aug. 2008 ²	Nov. 2008 ²	Dec. 2008 ²	Dec. 2007	Nov. 2008	Sept. to Oct.	Oct. to Nov.	Nov. to Dec.
Finished goods.....	100.000	182.2	172.1	168.8	-0.9	-1.9	-2.8	-2.2	-1.9
Finished consumer goods.....	78.284	193.2	178.4	173.8	-2.5	-2.6	-3.7	-2.9	-2.6
Finished consumer foods.....	21.296	181.3	180.8	178.5	3.7	-1.3	-0.2	0.0	-1.5
Crude.....	2.258	159.8	175.3	161.7	-18.6	-7.8	2.5	-0.7	-10.7
Processed.....	19.038	183.5	181.4	180.2	6.3	-0.7	-0.4	0.1	-0.6
Finished consumer goods, excluding foods.....	56.988	197.5	176.9	171.4	-4.8	-3.1	-5.0	-4.1	-3.0
Nondurable goods less foods.....	42.845	223.9	190.6	182.3	-7.9	-4.4	-6.8	-5.7	-4.4
Durable goods.....	14.143	140.2	143.7	143.9	3.2	0.1	0.4	0.0	0.5
Capital equipment.....	21.716	153.9	156.7	156.7	4.0	0.0	0.5	0.1	0.2
Manufacturing industries.....	5.508	158.3	159.9	159.7	4.0	-0.1	0.2	-0.1	-0.1
Nonmanufacturing industries.....	16.208	152.3	155.5	155.5	3.9	0.0	0.5	0.2	0.2
Intermediate materials, supplies, and components.....	100.000	199.4	180.7	172.7	-1.7	-4.4	-3.9	-4.3	-4.2
Materials and components for manufacturing.....	41.867	188.7	173.5	164.6	-1.0	-5.1	-2.8	-4.6	-5.1
Materials for food manufacturing.....	2.911	187.5	177.5	171.9	1.2	-3.2	-2.8	-0.6	-3.1
Materials for nondurable manufacturing.....	15.185	238.6	206.9	188.1	-3.6	-9.1	-4.6	-8.5	-9.1
Materials for durable manufacturing.....	8.624	218.9	191.7	177.7	-5.5	-7.3	-4.1	-6.2	-7.2
Components for manufacturing.....	15.147	141.9	142.4	142.0	3.8	-0.3	0.0	-0.1	-0.3
Materials and components for construction.....	13.389	212.9	210.3	207.6	7.3	-1.3	-0.7	-1.1	-1.2
Processed fuels and lubricants.....	22.403	225.2	170.3	154.1	-17.3	-9.5	-10.9	-9.9	-8.2
Manufacturing industries.....	5.999	219.4	170.0	157.4	-13.1	-7.4	-8.7	-10.0	-6.1
Nonmanufacturing industries.....	16.404	228.3	170.9	153.3	-18.8	-10.3	-11.8	-9.8	-9.0
Containers.....	2.923	195.0	199.3	198.1	8.0	-0.6	0.6	0.0	-0.6
Supplies.....	19.418	178.9	176.0	174.0	5.7	-1.1	-1.1	-1.1	-1.2
Manufacturing industries.....	3.911	172.9	173.7	173.0	4.8	-0.4	-0.2	-0.1	-0.4
Nonmanufacturing industries.....	15.507	179.0	175.1	172.8	5.9	-1.3	-1.3	-1.3	-1.4
Feeds.....	1.081	205.3	172.5	165.5	7.8	-4.1	-10.1	-5.8	-4.1
Other supplies.....	14.426	177.2	176.6	174.7	5.7	-1.1	-0.2	-0.8	-1.1
Crude materials for further processing.....	100.000	274.6	181.8	171.7	-25.0	-5.6	-18.6	-12.5	-5.3
Foodstuffs and feedstuffs.....	32.756	170.6	144.6	135.9	-14.3	-6.0	-11.1	-1.2	-5.3
Nonfood materials.....	67.244	350.0	200.0	189.5	-31.2	-5.3	-22.5	-19.4	-5.2
Nonfood materials except fuel ³	40.982	357.2	192.6	163.5	-41.0	-15.1	-21.3	-24.8	-15.1
Manufacturing ³	40.533	333.1	178.3	151.0	-41.4	-15.3	-21.5	-25.1	-15.3
Construction.....	0.449	200.3	195.5	192.7	-2.2	-1.4	0.7	-2.2	-1.3
Crude fuel ⁴	26.262	309.5	196.8	219.4	-12.5	11.5	-24.7	-8.9	11.6
Manufacturing industries.....	2.338	294.3	190.3	211.1	-11.2	10.9	-23.9	-8.5	11.0
Nonmanufacturing industries.....	23.924	316.5	201.0	224.1	-12.6	11.5	-24.8	-8.9	11.6
Special groupings									
Finished goods, excluding foods.....	78.704 ⁵	182.2	169.4	165.8	-2.2	-2.1	-3.4	-2.9	-2.1
Intermediate materials less foods and feeds.....	96.008 ⁶	199.7	181.0	172.8	-2.0	-4.5	-3.7	-4.5	-4.2
Intermediate foods and feeds.....	3.992 ⁶	194.3	176.3	170.2	3.4	-3.5	-5.5	-2.4	-3.4
Crude materials less agricultural products ^{3, 7}	66.545 ⁸	360.0	205.2	194.9	-31.1	-5.0	-22.8	-19.3	-5.0
Finished energy goods.....	21.654 ⁵	198.6	144.1	130.6	-20.3	-9.4	-12.8	-11.2	-9.3
Finished goods less energy.....	78.346 ⁵	170.8	172.8	172.3	4.1	-0.3	0.2	0.1	-0.2
Finished consumer goods less energy.....	56.630 ⁵	178.3	180.0	179.2	4.2	-0.4	0.1	0.1	-0.4
Finished goods less foods and energy.....	57.050 ⁵	167.4	170.4	170.5	4.3	0.1	0.4	0.1	0.2
Finished consumer goods less foods and energy.....	35.334 ⁵	176.6	179.7	180.0	4.5	0.2	0.3	0.1	0.3
Consumer nondurable goods less foods and energy.....	21.191 ⁵	208.5	211.0	211.2	5.6	0.1	0.3	0.2	0.1
Intermediate energy goods.....	23.306 ⁶	231.3	168.8	150.6	-19.8	-10.8	-10.6	-12.3	-9.5
Intermediate materials less energy.....	76.694 ⁶	188.9	181.4	176.0	3.3	-3.0	-2.0	-2.3	-3.0
Intermediate materials less foods and energy.....	72.702 ⁶	188.7	181.8	176.4	3.2	-3.0	-1.7	-2.3	-3.0
Crude energy materials ³	50.873 ⁸	339.1	189.9	178.4	-33.5	-6.1	-24.9	-18.7	-6.0
Crude materials less energy.....	49.032 ⁸	222.3	168.1	159.9	-17.6	-4.9	-13.3	-7.8	-4.4
Crude nonfood materials less energy ⁴	16.371 ⁸	374.2	225.7	220.7	-24.3	-2.2	-17.0	-20.4	-2.2

1 Comprehensive relative importance figures are initially computed after the publication of December indexes and are recalculated after final December indexes are available.

2 The indexes for August 2008 have been recalculated to incorporate late reports and corrections by respondents. All indexes are subject revision 4 months after original publication.

3 Includes crude petroleum.

4 Excludes crude petroleum.

5 Percent of total finished goods.

6 Percent of total intermediate materials.

7 Formerly titled "Crude materials for further processing, excluding crude foodstuffs and feedstuffs, plant and animal fibers, oilseeds, and leaf tobacco."

8 Percent of total crude materials.

Table 2. Producer price indexes and percent changes for selected commodity groupings by stage of processing

[1982=100, unless otherwise indicated]

Grouping	Commodity code	Unadjusted index			Unadjusted percent change to Dec. 2008 from:		Seasonally adjusted percent change from:		
		Aug. 2008 ¹	Nov. 2008 ¹	Dec. 2008 ¹	Dec. 2007	Nov. 2008	Sept. to Oct.	Oct. to Nov.	Nov. to Dec.
Finished goods.....		182.2	172.1	168.8	-0.9	-1.9	-2.8	-2.2	-1.9
Finished consumer goods.....		193.2	178.4	173.8	-2.5	-2.6	-3.7	-2.9	-2.6
Finished consumer foods.....		181.3	180.8	178.5	3.7	-1.3	-0.2	0.0	-1.5
Fresh fruits and melons ²	01-11	112.2	107.4	113.6	-20.3	5.8	-7.6	2.1	5.8
Fresh and dry vegetables ²	01-13	147.9	189.4	161.2	-15.9	-14.9	-1.0	3.8	-14.9
Eggs for fresh use (Dec 1991=100).....	01-71-07	134.2	149.4	143.4	-25.8	-4.0	2.1	-18.2	-7.9
Bakery products ²	02-11	240.5	244.1	245.1	10.3	0.4	0.4	0.8	0.4
Milled rice ²	02-13	292.8	258.0	251.0	50.1	-2.7	-2.3	-5.3	-2.7
Pasta products (June 1985=100) ²	02-14-02	189.7	188.8	188.8	28.2	0.0	1.4	-0.4	0.0
Beef and veal ²	02-21-01	167.4	161.2	156.7	12.1	-2.8	-8.8	6.3	-2.8
Pork.....	02-21-04	150.7	127.5	125.8	2.3	-1.3	-3.1	-5.3	-1.1
Processed young chickens.....	02-22-03	147.7	140.9	137.8	3.4	-2.2	5.9	-0.9	-1.9
Processed turkeys.....	02-22-06	123.6	125.1	121.0	5.8	-3.3	-2.5	-0.4	-0.8
Finfish and shellfish.....	02-23	258.0	248.4	250.4	2.0	0.8	-3.7	-1.3	0.4
Dairy products ²	02-3	186.8	178.3	174.3	-7.7	-2.2	-0.9	-1.8	-2.2
Processed fruits and vegetables.....	02-4	167.1	173.6	174.5	9.2	0.5	-0.5	0.9	0.2
Confectionery end products ²	02-55	219.5	229.7	231.1	10.7	0.6	3.2	1.5	0.6
Soft drinks ²	02-62	175.3	176.6	176.8	4.9	0.1	0.7	0.1	0.1
Roasted coffee ²	02-63-01	180.7	181.5	180.8	7.3	-0.4	-1.3	-0.1	-0.4
Shortening and cooking oils ²	02-78	321.1	265.1	250.3	3.3	-5.6	-10.0	-1.3	-5.6
Finished consumer goods excluding foods.....		197.5	176.9	171.4	-4.8	-3.1	-5.0	-4.1	-3.0
Alcoholic beverages.....	02-61	166.1	168.5	167.8	3.7	-0.4	0.8	-0.2	-0.4
Pet food ²	02-94-02	223.6	220.8	220.8	18.2	0.0	-0.4	-0.7	0.0
Women's, girls', & infants' apparel (Dec 2003=100) ²	03-81-06	100.8	101.1	101.2	0.1	0.1	0.0	0.2	0.1
Men's and boys' apparel (Dec 2003=100) ²	03-81-07	99.8	100.3	100.3	1.5	0.0	0.2	0.1	0.0
Textile housefurnishings ²	03-82	127.0	128.4	128.3	1.8	-0.1	0.1	0.9	-0.1
Footwear ²	04-3	157.9	158.4	159.7	3.4	0.8	0.0	0.3	0.8
Residential electric power (Dec 1990=100).....	05-41	151.5	147.1	147.5	6.3	0.3	-0.5	1.4	0.3
Residential gas (Dec 1990=100).....	05-51	274.3	241.9	236.8	6.1	-2.1	-5.9	-4.6	-3.2
Gasoline.....	05-71	310.1	154.9	114.5	-51.4	-26.1	-24.9	-25.7	-25.7
Home heating oil and distillates.....	05-73-02-01	345.4	213.9	154.6	-40.5	-27.7	-9.6	-23.3	-24.1
Pharmaceutical preparations (June 2001=100) ²	06-38	138.4	140.1	141.6	7.7	1.1	-0.3	0.6	1.1
Soaps and synthetic detergents ²	06-71	153.5	165.1	166.3	13.4	0.7	1.7	4.0	0.7
Cosmetics and other toilet preparations ²	06-75	147.8	148.6	148.8	0.2	0.1	0.5	0.0	0.1
Tires, tubes, tread, etc ²	07-12	129.2	135.0	134.1	10.9	-0.7	4.1	0.1	-0.7
Sanitary paper products ²	09-15-01	173.4	175.9	176.1	7.8	0.1	-0.5	0.4	0.1
Newspaper circulation.....	09-31-01	251.0	253.0	254.1	2.7	0.4	0.0	-0.2	0.2
Periodical circulation (June 2007=100) ²	09-32-04	101.9	101.9	102.1	2.1	0.2	0.1	0.0	0.2
Book publishing ²	09-33	297.6	300.8	300.9	4.0	0.0	0.0	1.0	0.0
Household furniture ²	12-1	182.8	185.4	186.5	6.3	0.6	0.3	0.4	0.6
Floor coverings ²	12-3	162.0	162.9	163.9	3.7	0.6	0.0	0.0	0.6
Household appliances ²	12-4	107.7	109.4	109.4	3.8	0.0	0.7	0.7	0.0
Home electronic equipment ²	12-5	57.0	57.2	57.4	1.2	0.3	-0.2	0.0	0.3
Household glassware ²	12-62	188.8	196.3	-	-	-	0.0	0.0	-
Household flatware ²	12-64	194.4	194.4	-	-	-	-	0.0	-
Lawn and garden equip, ex tractors ²	12-66	140.1	142.2	142.3	2.1	0.1	-0.2	1.3	0.1
Passenger cars.....	14-11-01	128.8	130.5	131.2	3.1	0.5	-1.7	-0.6	1.2
Toys, games, and children's vehicles ²	15-11	135.5	136.3	136.3	3.7	0.0	-0.2	0.1	0.0
Sporting and athletic goods ²	15-12	130.0	132.8	131.1	0.5	-1.3	0.6	0.8	-1.3
Tobacco products ²	15-2	512.4	514.3	515.1	3.1	0.2	0.0	0.2	0.2
Mobile homes ²	15-5	221.4	225.7	223.4	5.2	-1.0	1.2	-0.4	-1.0
Jewelry, platinum, & karat gold ²	15-94-02	165.0	160.3	161.1	2.2	0.5	2.6	-2.1	0.5
Costume jewelry and novelties ²	15-94-04	159.6	159.6	159.8	1.8	0.1	0.0	0.0	0.1
Capital equipment.....		153.9	156.7	156.7	4.0	0.0	0.5	0.1	0.2
Agricultural machinery and equipment ²	11-1	194.3	197.4	197.4	5.3	0.0	1.1	0.3	0.0
Construction machinery and equipment.....	11-2	186.0	189.9	190.3	5.3	0.2	0.5	1.2	0.4
Metal cutting machine tools ²	11-37	171.7	173.4	173.3	3.6	-0.1	0.6	0.5	-0.1
Metal forming machine tools ²	11-38	194.7	200.3	199.9	8.3	-0.2	1.6	-1.4	-0.2
Tools, dies, jigs, fixtures, and ind. molds ²	11-39	145.9	146.5	146.5	1.7	0.0	-0.3	-0.3	0.0
Pumps, compressors, and equipment ²	11-41	207.3	212.0	211.4	6.9	-0.3	0.7	0.7	-0.3
Industrial material handling equipment ²	11-44	178.5	182.5	183.0	11.7	0.3	-0.5	-0.2	0.3

See footnotes at end of table.

Table 2. Producer price indexes and percent changes for selected commodity groupings by stage of processing — Continued
 [1982=100, unless otherwise indicated]

Grouping	Commodity code	Unadjusted index			Unadjusted percent change to Dec. 2008 from:		Seasonally adjusted percent change from:		
		Aug. 2008 ¹	Nov. 2008 ¹	Dec. 2008 ¹	Dec. 2007	Nov. 2008	Sept. to Oct.	Oct. to Nov.	Nov. to Dec.
Capital equipment - Continued									
Electronic computers (Dec 2004=100) ²	11-51	40.3	38.3	38.1	-16.4	-0.5	-2.5	-0.8	-0.5
Textile machinery ²	11-62	165.6	166.8	166.6	2.3	-0.1	0.1	0.4	-0.1
Paper industries machinery (June 1982=100) ²	11-64	190.7	191.6	191.5	2.6	-0.1	1.0	0.1	-0.1
Printing trades machinery ²	11-65	152.5	152.9	152.9	1.4	0.0	0.5	-0.3	0.0
Transformers and power regulators ²	11-74	224.4	212.1	206.3	3.1	-2.7	0.9	-6.6	-2.7
Communication & related equip (Dec 1985=100) ²	11-76	105.1	105.1	105.0	1.6	-0.1	-0.2	0.0	-0.1
X-ray and electromedical equipment ²	11-79-05	91.6	91.3	91.5	-0.4	0.2	0.0	-0.3	0.2
Oil field and gas field machinery	11-91	203.3	204.7	205.3	10.1	0.3	0.0	0.4	-0.2
Mining machinery and equipment ²	11-92	208.6	211.1	212.8	4.7	0.0	0.1	0.5	0.8
Office and store machines and equipment ²	11-93	125.6	121.3	121.3	6.6	-1.7	-5.2	-0.1	0.0
Commercial furniture ²	12-2	193.2	198.1	194.8	2.3	0.1	1.1	1.8	-1.7
Light motor trucks	14-11-05	138.5	150.8	150.9	3.6	0.2	2.6	-0.1	0.8
Heavy motor trucks ²	14-11-06	181.9	184.6	185.0	4.8	-0.4	0.2	1.3	0.2
Truck trailers ²	14-14	179.7	180.0	179.2	6.9	0.6	0.7	-1.0	-0.4
Civilian aircraft (Dec 1985=100)	14-21-02	231.7	237.4	238.9	4.0	0.3	1.0	0.9	0.8
Ships (Dec 1985=100) ²	14-31	200.7	202.7	203.3	1.7	-0.8	0.4	-0.3	0.3
Railroad equipment ²	14-4	181.7	182.0	180.5	3.1	-0.8	3.1	-3.4	-0.8
Intermediate materials, supplies, and components		199.4	180.7	172.7	-1.7	-4.4	-3.9	-4.3	-4.2
Intermediate foods and feeds		194.3	176.3	170.2	3.4	-3.5	-5.5	-2.4	-3.4
Flour ²	02-12-03	235.1	193.9	184.2	-21.7	-5.0	-8.8	-2.9	-5.0
Refined sugar and byproducts ²	02-53	141.9	154.8	153.2	19.4	-1.0	6.2	0.5	-1.0
Confectionery materials	02-54	177.0	177.5	176.8	15.0	-0.4	1.1	0.1	-0.4
Soft drink beverage bases (Dec 1985=100) ²	02-64-01-11	212.8	216.6	216.7	9.6	0.0	1.1	0.2	0.0
Processed eggs ²	02-83	182.9	199.9	162.5	-0.7	-18.7	-0.3	-1.2	-18.7
Prepared animal feeds ²	02-9	203.6	176.6	170.9	10.0	-3.2	-8.6	-4.6	-3.2
Intermediate materials less foods and feeds		199.7	181.0	172.8	-2.0	-4.5	-3.7	-4.5	-4.2
Synthetic fibers ²	03-1	118.8	116.0	114.5	-0.6	-1.3	-4.1	-1.5	-1.3
Processed yarns and threads ²	03-2	125.7	126.1	121.3	2.1	-3.8	-0.2	-0.9	-3.8
Gray fabrics ²	03-3	125.2	125.1	125.9	3.9	0.6	0.0	0.1	0.6
Finished fabrics ²	03-4	136.0	136.3	134.8	4.3	-1.1	-0.4	0.2	-1.1
Industrial textile products ²	03-83-03	144.1	146.1	145.5	3.9	-0.4	1.2	-0.2	-0.4
Leather ²	04-2	234.2	235.6	235.5	1.0	0.0	-0.2	0.7	0.0
Liquefied petroleum gas ²	05-32	429.4	178.2	139.4	-65.5	-21.8	-27.6	-33.4	-21.8
Commercial electric power	05-42	182.6	176.7	177.1	8.5	0.2	1.6	1.8	0.3
Industrial electric power	05-43	197.1	189.4	190.6	5.9	0.6	2.6	-0.1	1.4
Commercial natural gas (Dec 1990=100)	05-52	321.2	255.3	252.5	6.5	-1.1	-12.1	-7.3	-1.1
Industrial natural gas (Dec 1990=100)	05-53	305.8	261.1	257.5	4.3	-1.4	-9.3	-11.6	-1.4
Natural gas to electric utilities (Dec 1990=100)	05-54	204.6	189.0	192.5	2.1	1.9	-13.3	-1.4	1.0
Jet fuels	05-72-03	315.2	223.5	178.2	-33.6	-20.3	-12.8	-11.6	-16.8
No 2 Diesel fuel	05-73-03	346.7	224.9	171.5	-36.9	-23.7	-16.4	-17.1	-17.5
Residual fuels ²	05-74	283.7	148.0	112.9	-43.8	-23.7	-19.6	-34.5	-23.7
Basic inorganic chemicals ²	06-13	287.7	289.9	296.9	50.6	2.4	1.1	-4.9	2.4
Basic organic chemicals ²	06-14	314.2	254.0	208.7	-18.6	-17.8	-11.0	-10.2	-17.8
Prepared paint	06-21	226.5	229.5	235.7	11.5	2.7	0.0	0.1	2.9
Paint materials ²	06-22	225.2	231.4	225.4	3.1	-2.6	0.7	-0.3	-2.6
Medicinal and botanical chemicals ²	06-31	162.2	163.4	163.3	16.5	-0.1	1.3	-0.3	-0.1
Fats and oils, inedible ²	06-4	334.1	238.2	222.8	-7.2	-6.5	-14.3	-14.4	-6.5
Mixed fertilizers	06-51	288.8	292.1	249.4	45.5	-14.6	1.9	-3.1	-14.9
Nitrogenates	06-52-01	411.3	348.9	361.4	38.0	3.6	-7.7	-9.6	1.1
Phosphates ²	06-52-02	518.3	473.1	370.7	82.3	-21.6	-4.4	-7.6	-21.6
Other agricultural chemicals ²	06-53	171.5	176.5	178.0	10.8	0.8	2.4	-1.3	0.8
Plastic resins and materials ²	06-6	233.3	216.0	195.8	-5.6	-9.4	-3.0	-5.6	-9.4
Synthetic rubber ²	07-11-02	226.0	242.8	223.4	30.4	-8.0	0.4	2.8	-8.0
Plastic construction products ²	07-21	189.7	189.4	186.5	3.3	-1.5	0.3	-1.1	-1.5
Unsupported plastic film, sheet, & other shapes ²	07-22	198.7	201.6	197.9	9.2	-1.8	-0.4	-0.5	-1.8
Plastic parts and components for manufacturing ²	07-26	133.6	135.7	135.6	4.2	-0.1	0.9	-0.2	-0.1
Softwood lumber ²	08-11	163.0	146.6	145.7	-8.4	-0.6	-7.5	-2.6	-0.6
Hardwood lumber ²	08-12	183.2	180.9	177.4	-7.0	-1.9	-0.2	-0.8	-1.9
Millwork	08-2	205.4	205.6	206.0	2.2	0.2	0.6	-0.3	0.3
Plywood ²	08-3	174.9	170.2	168.3	-5.0	-1.1	-3.1	-2.1	-1.1
Treated wood (June 1985=100)	08-71-01	173.2	159.5	161.9	-0.6	1.5	-5.2	-0.5	0.6

See footnotes at end of table.

Table 2. Producer price indexes and percent changes for selected commodity groupings by stage of processing — Continued
 [1982=100, unless otherwise indicated]

Grouping	Commodity code	Unadjusted index			Unadjusted percent change to Dec. 2008 from:		Seasonally adjusted percent change from:		
		Aug. 2008 ¹	Nov. 2008 ¹	Dec. 2008 ¹	Dec. 2007	Nov. 2008	Sept. to Oct.	Oct. to Nov.	Nov. to Dec.
Intermediate materials less foods and feeds - Continued									
Woodpulp ²	09-11	174.8	164.2	164.2	-1.9	0.0	-3.5	-5.8	0.0
Paper ²	09-13	188.6	191.4	189.8	9.9	-0.8	0.3	0.3	-0.8
Paperboard ²	09-14	226.0	229.3	228.8	9.3	-0.2	0.5	-0.3	-0.2
Paper boxes and containers ²	09-15-03	209.6	217.2	216.4	7.4	-0.4	1.3	0.1	-0.4
Building paper and board ²	09-2	172.8	165.4	161.5	6.3	-2.4	-3.4	-1.4	-2.4
Commercial printing (June 1982=100) ²	09-37	170.4	168.9	169.4	1.9	0.3	-0.5	-0.7	0.3
Foundry and forge shop products ²	10-15	202.9	194.1	189.7	10.9	-2.3	-2.5	-2.2	-2.3
Steel mill products ²	10-17	257.0	217.1	190.2	5.3	-12.4	-4.2	-9.0	-12.4
Primary nonferrous metals ²	10-22	286.7	195.4	178.7	-30.8	-8.5	-12.0	-12.2	-8.5
Aluminum mill shapes ²	10-25-01	196.6	180.8	172.0	-5.9	-4.9	-2.2	-3.8	-4.9
Copper and brass mill shapes ²	10-25-02	421.2	326.6	295.1	-24.3	-9.6	-7.5	-11.3	-9.6
Titanium mill shapes ²	10-25-05	241.9	241.3	232.9	-15.9	-3.5	-2.1	-0.1	-3.5
Nonferrous wire and cable ²	10-26	260.2	213.7	207.4	-13.5	-2.9	-7.7	-10.8	-2.9
Metal containers ²	10-3	148.1	148.1	148.5	10.3	0.3	0.1	-0.2	0.3
Hardware ²	10-4	193.4	195.8	196.6	8.8	0.4	0.8	-0.1	0.4
Plumbing fixtures and brass fittings	10-5	228.2	227.9	227.9	4.1	0.0	-0.3	-0.6	0.2
Heating equipment	10-6	212.6	217.7	217.9	10.0	0.1	0.4	0.4	0.3
Fabricated structural metal products ²	10-7	216.0	215.2	213.3	12.6	-0.9	-0.6	-0.9	-0.9
Fabricated ferrous wire products (June 1982=100) ²	10-88	214.9	214.6	208.3	23.3	-2.9	2.0	-2.3	-2.9
Other misc metal products ²	10-89	154.5	155.3	155.5	6.7	0.1	0.1	0.1	0.1
Mechanical power transmission equipment	11-45	225.1	229.7	231.8	10.6	0.9	0.4	0.9	0.9
Air conditioning and refrigeration equipment	11-48	165.1	166.0	165.6	4.0	-0.2	0.2	-0.2	-0.5
Metal valves, ex.fluid power (Dec. 1982=100) ²	11-49-02	241.3	243.2	243.8	5.1	0.2	0.1	0.2	0.2
Ball and roller bearings ²	11-49-05	216.9	220.0	221.2	8.6	0.5	1.1	-0.6	0.5
Wiring devices ²	11-71	210.3	210.2	209.4	5.7	-0.4	0.3	-0.6	-0.4
Motors, generators, motor generator sets ²	11-73	185.0	185.2	183.5	5.0	-0.9	0.8	-0.2	-0.9
Switchgear, switchboard, etc, equipment ²	11-75	195.7	199.1	200.1	4.7	0.5	2.2	-0.6	0.5
Electronic components and accessories ²	11-78	76.7	76.7	76.4	-2.6	-0.4	-0.1	-0.5	-0.4
Internal combustion engines ²	11-94	158.4	159.8	159.7	3.1	-0.1	0.1	1.4	-0.1
Machine shop products ²	11-95	170.2	172.5	170.7	3.3	-1.0	0.3	-0.2	-1.0
Flat glass ²	13-11	117.7	120.1	119.2	5.7	-0.7	1.7	1.5	-0.7
Cement	13-22	209.8	210.3	209.2	-0.6	-0.5	0.6	1.5	-0.1
Concrete products	13-3	211.1	214.5	214.5	4.2	0.0	0.0	0.8	0.2
Asphalt felts and coatings	13-6	210.7	228.1	225.7	51.7	-1.1	5.6	-1.5	-0.7
Gypsum products ²	13-7	219.5	222.2	222.4	7.3	0.1	2.2	0.7	0.1
Glass containers	13-8	173.2	173.6	176.1	8.0	1.4	0.2	-0.2	1.6
Motor vehicle parts ²	14-12	120.7	121.6	121.9	3.0	0.2	0.2	0.2	0.2
Aircraft engines & engine parts (Dec 1985=100)	14-23	186.1	187.4	187.4	4.0	0.0	-0.2	1.0	0.1
Aircraft parts & aux. equip., nec (June 1985=100) ²	14-25	165.6	165.7	165.4	4.0	-0.2	-0.5	0.0	-0.2
Photographic supplies ²	15-42	127.3	124.2	125.4	1.1	1.0	0.7	-3.0	1.0
Medical/surgical/personal aid devices	15-6	165.9	165.6	166.2	1.5	0.4	-0.2	0.1	0.2
Crude materials for further processing		274.6	181.8	171.7	-25.0	-5.6	-18.6	-12.5	-5.3
Crude foodstuffs and feedstuffs		170.6	144.6	135.9	-14.3	-6.0	-11.1	-1.2	-5.3
Wheat ²	01-21	218.9	157.3	145.2	-45.4	-7.7	-19.1	-2.1	-7.7
Corn ²	01-22-02	205.4	144.9	126.0	-24.0	-13.0	-24.2	-5.0	-13.0
Slaughter cattle ²	01-31	148.0	133.1	121.3	-10.0	-8.9	-10.3	2.4	-8.9
Slaughter hogs	01-32	107.3	62.7	68.4	6.2	9.1	-9.3	-15.8	4.6
Slaughter broilers/fryers	01-41-02	208.5	204.9	217.3	22.4	6.1	7.0	2.8	9.8
Slaughter turkeys	01-42	186.9	168.8	139.7	-14.2	-17.2	-4.2	-14.3	-7.3
Fluid milk	01-6	137.8	130.4	119.2	-26.0	-8.6	-1.9	-0.1	-7.5
Soybeans ²	01-83-01-31	203.0	147.2	135.1	-29.8	-8.2	-28.2	2.2	-8.2
Cane sugar, raw (Dec 2003=100) ²	02-52-01-03	124.5	120.4	121.4	3.8	0.8	-1.0	-2.0	0.8
Crude nonfood materials		350.0	200.0	189.5	-31.2	-5.3	-22.5	-19.4	-5.2
Raw cotton ²	01-51	97.5	84.6	89.8	-8.9	6.1	-5.9	-16.5	6.1
Hides and skins ²	04-1	200.0	196.0	181.3	-7.8	-7.5	-0.4	-2.7	-7.5
Coal	05-1	170.1	170.8	169.9	29.2	-0.5	0.4	-0.5	-0.3
Natural gas ²	05-31	355.7	205.6	235.8	-19.3	14.7	-29.1	-10.9	14.7
Crude petroleum ²	05-61	321.6	150.6	103.9	-57.9	-31.0	-26.0	-30.2	-31.0
Logs, timber, etc ²	08-5	219.9	212.9	208.1	-0.5	-2.3	-0.2	-2.5	-2.3
Wastepaper ²	09-12	397.5	151.2	191.3	-51.9	26.5	-10.6	-57.1	26.5

See footnotes at end of table.

Table 2. Producer price indexes and percent changes for selected commodity groupings by stage of processing — Continued
 [1982=100, unless otherwise indicated]

Grouping	Commodity code	Unadjusted index			Unadjusted percent change to Dec. 2008 from:		Seasonally adjusted percent change from:		
		Aug. 2008 ¹	Nov. 2008 ¹	Dec. 2008 ¹	Dec. 2007	Nov. 2008	Sept. to Oct.	Oct. to Nov.	Nov. to Dec.
Crude nonfood materials - Continued									
Iron ore ²	10-11	145.2	145.2	145.2	12.1	0.0	0.0	0.0	0.0
Iron and steel scrap ²	10-12	771.7	219.6	249.8	-40.7	13.8	-38.3	-41.7	13.8
Nonferrous metal ores (Dec 1983=100) ²	10-21	267.7	204.0	184.6	-26.4	-9.5	-0.4	-20.2	-9.5
Copper base scrap ²	10-23-01	555.8	240.3	228.0	-52.7	-5.1	-29.4	-35.3	-5.1
Aluminum base scrap	10-23-02	305.1	187.7	163.6	-38.1	-12.8	-22.0	-17.6	-13.3
Construction sand, gravel, and crushed stone	13-21	250.6	252.7	252.7	6.6	0.0	1.2	0.5	0.4
Industrial sand	13-99-01	220.9	230.6	231.1	18.3	0.2	0.5	3.0	0.0

1 The indexes for August 2008 have been recalculated to incorporate late reports and corrections by respondents. All indexes are subject revision 4 months after original publication.

2 Not seasonally adjusted.

"-" Data not available.

Table 3. Producer price indexes for selected stage-of-processing groupings, seasonally adjusted
[1982=100]

Year and month	Index									
	Finished goods	Finished consumer foods	Finished consumer goods excluding foods	Capital equipment	Intermediate materials	Intermediate foods and feeds	Intermediate materials excluding foods	Crude materials	Crude foodstuffs and feedstuffs	Crude nonfood materials
2004:										
January.....	145.7	148.4	148.1	140.1	136.4	132.6	136.8	148.7	119.0	167.3
February.....	145.7	148.6	148.0	139.9	137.6	133.8	137.9	150.4	123.1	167.1
March.....	146.2	150.8	147.9	140.4	138.4	137.1	138.6	153.0	132.3	164.5
April.....	147.3	153.1	149.0	140.6	140.2	143.4	140.2	156.0	136.9	166.0
May.....	148.6	155.2	150.4	140.9	141.9	147.4	141.8	160.7	139.1	172.5
June.....	148.5	154.8	150.0	141.5	142.5	144.6	142.5	161.9	135.1	177.7
July.....	148.3	151.9	150.9	141.3	143.1	141.8	143.3	161.5	128.6	182.2
August.....	148.6	151.8	151.3	141.8	144.6	135.9	145.1	161.5	122.9	186.9
September.....	148.7	152.3	151.1	142.0	144.8	134.3	145.4	153.9	120.7	175.2
October.....	151.1	154.9	154.4	142.6	146.5	132.0	147.3	160.7	120.1	187.7
November.....	152.0	154.9	156.0	142.8	147.5	131.1	148.4	172.5	121.3	207.5
December.....	151.2	155.0	154.3	143.2	147.4	131.4	148.3	167.1	123.8	195.9
2005:										
January.....	151.9	154.6	155.4	143.7	148.3	132.4	149.2	164.1	126.4	188.7
February.....	152.7	155.7	156.7	143.7	149.4	131.9	150.3	162.9	122.5	189.5
March.....	153.6	156.6	157.8	144.1	150.7	133.4	151.6	170.6	128.5	198.4
April.....	154.3	156.8	158.8	144.5	151.5	133.8	152.4	175.3	126.3	208.3
May.....	153.9	156.3	158.1	144.9	150.9	134.7	151.8	169.5	124.3	199.8
June.....	154.0	155.3	158.8	144.6	151.3	134.5	152.2	166.0	120.0	197.0
July.....	155.1	154.0	161.3	145.0	152.8	134.4	153.7	174.5	118.9	212.8
August.....	156.3	153.7	163.7	145.0	153.7	134.0	154.7	181.1	117.6	225.4
September.....	158.6	155.4	167.3	145.2	157.3	133.9	158.5	199.7	119.4	256.8
October.....	160.0	155.9	169.7	145.1	162.3	134.5	163.7	211.8	120.8	277.0
November.....	158.6	156.5	166.9	144.9	159.8	134.0	161.1	209.4	122.3	271.5
December.....	159.4	157.5	168.0	144.9	160.1	134.5	161.3	201.8	125.4	255.7
2006:										
January.....	160.6	157.5	170.1	145.5	162.1	135.4	163.4	200.0	121.6	255.6
February.....	158.8	154.1	167.8	146.0	161.5	133.8	162.9	183.2	117.7	229.0
March.....	159.3	154.6	168.3	146.3	161.6	133.8	163.0	178.6	115.2	222.9
April.....	160.4	155.3	170.0	146.6	163.0	133.2	164.5	183.1	114.2	231.7
May.....	160.5	153.9	170.6	146.9	164.7	132.8	166.2	186.0	111.2	239.1
June.....	161.4	156.0	171.4	147.1	165.6	133.6	167.2	180.6	115.1	226.5
July.....	161.0	156.0	171.1	146.3	166.0	134.7	167.5	185.3	116.9	233.4
August.....	162.3	157.9	172.4	147.0	167.1	134.2	168.7	190.4	117.3	242.0
September.....	160.0	158.7	167.5	147.4	164.7	135.0	166.2	183.2	119.7	227.4
October.....	158.1	158.5	164.3	146.8	162.8	135.8	164.1	167.2	124.6	195.2
November.....	160.1	158.1	167.5	148.2	163.4	139.0	164.6	187.4	128.7	227.6
December.....	161.1	160.0	168.6	148.3	164.6	140.9	165.8	192.3	128.8	236.3
2007:										
January.....	160.9	161.5	167.6	148.5	164.2	143.1	165.3	181.3	131.2	212.9
February.....	162.9	164.1	170.0	148.9	165.5	147.4	166.4	197.6	140.2	234.8
March.....	164.4	166.6	171.8	148.9	167.1	149.9	168.0	202.6	143.4	241.0
April.....	165.5	167.5	173.6	149.1	168.9	151.2	169.8	204.7	145.3	243.1
May.....	166.5	166.4	175.8	149.2	170.6	151.2	171.6	206.8	146.5	246.0
June.....	166.6	166.1	175.9	149.5	171.3	154.1	172.2	208.5	146.4	249.3
July.....	167.5	166.0	177.6	149.7	172.5	155.2	173.4	209.2	148.0	249.0
August.....	166.1	166.0	175.1	149.7	170.9	155.8	171.7	201.8	145.7	237.7
September.....	167.0	167.9	175.9	149.7	170.9	157.9	171.6	203.7	149.7	237.7
October.....	167.9	170.0	176.8	149.8	171.9	159.8	172.6	211.9	149.4	252.6
November.....	172.3	169.7	184.8	150.4	176.9	162.0	177.7	226.3	153.8	274.8
December.....	171.4	171.9	182.4	150.3	177.2	165.2	177.8	230.3	160.2	276.3
2008:										
January.....	173.4	174.9	184.6	151.0	179.3	171.0	179.7	236.9	165.1	283.8
February.....	174.0	173.8	186.0	151.6	180.9	175.1	181.2	246.2	167.0	299.6
March.....	175.6	176.2	188.0	151.6	185.2	180.4	185.5	262.6	170.6	327.1
April.....	176.1	176.2	188.4	152.5	187.1	180.7	187.4	274.9	169.8	351.3
May.....	178.6	177.3	192.8	152.9	192.2	184.1	192.6	291.7	171.4	381.6
June.....	181.7	180.0	197.4	153.1	196.5	186.2	197.0	299.9	176.0	392.5
July.....	183.9	180.6	200.9	154.0	201.9	194.8	202.3	311.9	176.6	414.7
August.....	182.3	181.1	197.3	154.6	198.8	193.7	199.0	273.4	168.1	350.1
September.....	181.5	181.5	195.4	155.2	197.1	191.8	197.4	256.9	165.9	321.2
October.....	176.5	181.2	185.6	155.9	189.5	181.3	190.0	209.0	147.5	248.8
November.....	172.6	181.2	178.0	156.0	181.3	176.9	181.5	182.8	145.8	200.5
December.....	169.3	178.5	172.6	156.3	173.7	170.8	173.8	173.1	138.0	190.1

NOTE: All seasonally adjusted indexes are subject to change up to 5 years after original publication due to the recalculation of seasonal factors each January. The indexes for August 2008 have been recalculated to incorporate late reports and corrections by respondents.

Table 4. Producer price indexes for the net output of selected industries and industry groups, not seasonally adjusted

Industry ¹	Industry code	Index base	Index			Percent change to Dec. 2008 from:	
			Aug. 2008 ²	Nov. 2008 ²	Dec. 2008 ²	Dec. 2007	Nov. 2008
Total mining, utilities, and manufacturing industries.		12/06	116.9	108.1	105.1	-1.0	-2.8
Total mining industries.		12/84	299.2	183.4	171.5	-31.3	-6.5
Oil and gas extraction	211	12/85	383.6	194.9	177.9	-43.7	-8.7
Mining (except oil & gas)	212	12/03	190.4	179.6	175.2	8.7	-2.4
Mining support activities	213	12/03	177.1	180.9	177.1	7.4	-2.1
Utilities.	221	12/03	145.7	134.8	134.4	5.5	-0.3
Total manufacturing industries.		12/84	182.6	169.5	164.2	-1.6	-3.1
Food mfg.	311	12/84	180.5	174.6	172.2	5.8	-1.4
Beverage & tobacco mfg.	312	12/03	114.8	115.7	115.8	4.1	0.1
Textile mills	313	12/84	114.2	115.0	113.4	3.8	-1.4
Textile product mills	314	12/03	113.7	114.2	114.4	3.8	0.2
Apparel manufacturing	315	12/03	102.5	102.8	102.8	1.3	0.0
Leather and allied product manufacturing	316	12/84	154.1	155.1	154.7	2.4	-0.3
Wood product manufacturing	321	12/03	109.1	106.6	105.9	-0.2	-0.7
Paper manufacturing	322	12/03	124.5	127.4	127.1	7.7	-0.2
Printing and related support activities	323	12/03	110.0	110.0	110.2	2.6	0.2
Petroleum and coal products manufacturing	324	12/84	382.2	222.3	169.1	-41.4	-23.9
Chemical mfg.	325	12/84	238.2	235.4	230.1	9.4	-2.3
Plastics and rubber products mfg.	326	12/84	165.2	167.9	165.1	7.8	-1.7
Nonmetallic mineral product mfg.	327	12/84	171.9	174.0	174.3	4.4	0.2
Primary metal mfg.	331	12/84	233.5	201.8	184.7	-2.1	-8.5
Fabricated metal product mfg.	332	12/84	178.8	179.4	178.4	8.6	-0.6
Machinery mfg.	333	12/03	118.3	119.4	119.5	5.7	0.1
Computer & electronic product mfg.	334	12/03	92.7	92.8	92.7	0.1	-0.1
Electrical equipment, appliance & component mfg.	335	12/03	129.3	126.8	126.5	1.7	-0.2
Transportation equipment mfg.	336	12/03	106.5	109.4	109.5	3.3	0.1
Furniture & related product mfg.	337	12/84	173.5	175.6	175.2	5.3	-0.2
Miscellaneous mfg.	339	12/03	110.5	110.7	110.7	2.8	0.0
Total trade industries.		12/06	110.1	110.6	111.1	6.9	0.5
Total wholesale trade industries.		12/06	111.4	113.1	115.4	12.0	2.0
Merchant wholesalers, durable goods	423	06/04	118.1	119.2	119.3	6.6	0.1
Merchant wholesalers, nondurable goods	424	06/05	124.0	126.9	132.7	20.0	4.6
Wholesale trade agents and brokers	425	06/05	111.5	112.1	111.7	2.9	-0.4
Total retail trade industries.		12/06	109.2	109.0	108.2	3.5	-0.7
Motor vehicle and parts dealers	441	12/03	117.5	118.9	117.7	-0.3	-1.0
Furniture and home furnishings stores	442	12/03	122.0	122.4	121.8	2.4	-0.5
Electronics and appliance stores	443	12/03	111.0	114.1	112.8	26.3	-1.1
Bldg material and garden equip and supp dealers	444	12/03	120.6	118.4	115.9	-3.1	-2.1
Food and beverage stores	445	12/99	152.4	156.3	153.4	8.9	-1.9
Health and personal care stores	446	12/03	133.3	136.5	136.8	10.5	0.2
Gasoline stations	447	06/01	72.7	67.9	66.6	0.0	-1.9
Clothing and clothing accessories stores	448	12/03	112.2	107.4	109.1	2.2	1.6
Sporting goods hobby, book and music stores	451	12/03	113.4	114.4	112.4	5.5	-1.7
General merchandise stores	452	12/03	111.6	110.4	112.3	-0.1	1.7
Nonstore retailers	454	12/03	162.4	149.8	150.4	11.7	0.4
Transportation and warehousing industries.		12/06	116.0	112.6	109.5	2.7	-2.8
Transportation industries.		12/06	116.1	112.0	108.9	2.9	-2.8
Air transportation	481	12/92	213.0	206.7	198.0	5.8	-4.2
Rail transportation	482	12/96	164.3	158.5	154.6	4.5	-2.5
Water transportation	483	12/03	133.7	132.7	129.5	11.3	-2.4
Truck transportation	484	12/03	126.6	120.7	117.8	0.0	-2.4
Pipeline transportation of crude oil	486110	06/86	156.1	156.1	156.1	8.6	0.0
Refined petroleum product pipeline transport	486910	06/86	141.8	141.8	142.4	5.0	0.4
Transportation support activities	488	12/03	113.1	110.4	110.1	0.7	-0.3
Delivery and warehouse industries.		12/06	115.5	114.0	111.1	2.3	-2.5
Postal service	491	06/89	180.5	180.5	180.5	2.8	0.0
Couriers and messengers	492	12/03	148.2	144.0	136.4	1.6	-5.3
Warehousing and storage	493	12/06	107.3	107.9	107.7	3.6	-0.2
Total traditional service industries.		12/06	102.4	102.7	101.9	0.1	-0.8
Information.		12/06	102.5	102.2	102.2	1.2	0.0
Publishing industries, except Internet	511	12/03	111.1	111.0	110.7	2.0	-0.3
Broadcasting, except Internet	515	12/03	105.5	110.6	109.1	5.3	-1.4
Telecommunications	517	12/03	101.5	100.5	100.9	0.2	0.4
ISPs and Web search portals	5181	06/04	73.6	73.5	73.5	1.1	0.0
Data processing and related services	5182	12/03	101.0	101.1	100.9	0.5	-0.2

See footnotes at end of table.

Table 4. Producer price indexes for the net output of selected industries and industry groups, not seasonally adjusted — Continued

Industry ¹	Industry code	Index base	Index			Percent change to Dec. 2008 from:	
			Aug. 2008 ²	Nov. 2008 ²	Dec. 2008 ²	Dec. 2007	Nov. 2008
Selected health care industries.....		12/06	104.9	105.4	105.5	1.5	0.1
Offices of physicians.....	6211	12/96	123.6	123.9	124.2	1.2	0.2
Medical and diagnostic laboratories.....	6215	12/03	106.9	107.8	107.9	1.1	0.1
Home health care services.....	6216	12/96	126.3	127.0	127.1	1.4	0.1
Blood and organ banks.....	621991	06/06	107.5	108.6	108.6	4.0	0.0
Hospitals.....	622	12/92	163.2	164.3	164.3	1.5	0.0
Nursing care facilities.....	6231	12/03	119.7	120.4	120.7	3.2	0.2
Residential mental retardation facilities.....	62321	12/03	118.7	118.7	118.9	3.8	0.2
Other selected traditional service industries.....		12/06	101.5	101.9	100.6	-0.7	-1.3
Depository credit intermediation.....	5221	12/03	100.8	105.6	99.2	-7.8	-6.1
Security, commodity contracts and like activity.....	523	12/03	120.2	115.1	112.3	-8.7	-2.4
Insurance carriers and related activities.....	524	12/03	110.3	110.5	110.8	2.2	0.3
Lessors of nonres bldg (exc miniwarehouse).....	53112	12/03	112.7	110.7	111.6	1.5	0.8
Lessors of miniwarehouse and self storage units.....	53113	12/03	115.3	115.5	115.7	4.9	0.2
Offices of real estate agents and brokers.....	5312	12/03	104.4	103.8	103.2	-6.1	-0.6
Automotive equipment rental and leasing.....	5321	06/01	135.0	130.1	124.1	4.2	-4.6
Other heavy machinery rental and leasing.....	532412	12/03	117.4	117.2	117.0	-1.5	-0.2
Legal services.....	5411	12/96	161.5	163.2	163.1	5.2	-0.1
Architectural, engineering and related services.....	5413	12/96	141.6	142.1	142.1	0.9	0.0
Management and technical consulting services.....	5416	06/06	106.1	106.6	106.5	1.7	-0.1
Advertising agencies.....	54181	12/03	106.3	106.3	106.3	1.1	0.0
Employment services.....	5613	12/96	123.4	124.1	124.2	1.6	0.1
Travel agencies.....	56151	12/03	98.8	101.4	101.4	1.2	0.0
Janitorial services.....	56172	12/03	109.3	109.3	108.8	0.1	-0.5
Waste collection.....	5621	12/03	113.3	113.3	110.2	1.7	-2.7
Computer training.....	61142	06/06	109.7	112.4	112.3	5.3	-0.1
Amusement and theme parks.....	71311	06/06	112.3	111.4	111.1	2.6	-0.3
Golf courses and country clubs.....	71391	12/05	107.0	106.5	106.8	2.1	0.3
Fitness and recreational sports centers.....	71394	12/04	100.8	100.0	100.2	-0.8	0.2
Accommodation.....	721	12/96	150.9	146.5	144.3	0.4	-1.5
Commercial machinery repair and maintenance.....	8113	06/06	106.3	106.3	106.3	2.5	0.0

1 Indexes in this table are derived from the net-output-weighted industry price indexes. Because of differences in coverage and aggregation methodology, they will generally not match the movements of similarly titled indexes which are derived from traditional commodity groupings.

2 The indexes for August 2008 have been recalculated to incorporate late reports and corrections by respondents. All indexes are subject to revision 4 months after original publication.

"-" Data not available.

NOTE: NAICS replaced the SIC system beginning with the release of PPI data for January 2004. See <http://www.bls.gov/ppi/ppinaics.htm> for details.

Table 5. Producer price indexes for the net output of selected industries and their products, not seasonally adjusted

Industry and product ¹	Industry code	Product code	Index base	Index			Percent change to Dec. 2008 from:	
				Aug. 2008 ²	Nov. 2008 ²	Dec. 2008 ²	Dec. 2007	Nov. 2008
Logging.....	1133		12/81	172.1	170.3	166.3	-2.7	-2.3
Logging.....	11331		12/81	172.1	170.3	166.3	-2.7	-2.3
Logging.....	113310		12/81	172.2	170.4	166.4	-2.7	-2.3
Primary products.....		113310-P	12/81	179.0	177.2	173.0	-2.7	-2.4
Softwood logs and bolts.....		113310-1	12/81	189.9	179.6	175.7	-9.2	-2.2
Hardwood logs and bolts.....		113310-3	12/81	115.8	117.6	112.7	2.2	-4.2
Pulpwood.....		113310-5	12/81	99.1	103.2	100.2	4.5	-2.9
Other roundwood products, NEC.....		113310-7	06/82	112.4	-	125.1	15.8	-
Receipts for contract logging of timber owned by others.....		113310-9	12/81	130.6	130.1	127.6	-0.7	-1.9
Secondary products and miscellaneous receipts.....		113310-SM						
Mining								
Total mining industries.....			12/84	299.2	183.4	171.5	-31.3	-6.5
Oil and gas extraction.....	211		12/85	383.6	194.9	177.9	-43.7	-8.7
Oil and gas extraction.....	2111		12/85	383.6	194.9	177.9	-43.7	-8.7
Crude petroleum & natural gas extraction.....	211111		06/02	385.1	206.1	179.6	-41.3	-12.9
Primary products.....		211111-P	06/84	345.1	182.9	162.0	-40.4	-11.4
Crude petroleum.....		211111-1	06/84	350.3	164.1	113.2	-57.9	-31.0
Natural gas (from the well head).....		211111-3	06/84	319.9	195.6	212.2	-18.6	8.5
Secondary products and miscellaneous receipts.....		211111-SM						
Secondary products.....		211111-S	06/02	457.9	-	-	-	-
Natural gas liquid extraction.....	211112		06/02	385.0	165.9	175.8	-49.5	6.0
Primary products.....		211112-P	06/02	385.6	166.1	176.0	-49.5	6.0
Natural gas liquids.....		211112-1	06/84	453.3	186.5	147.0	-65.6	-21.2
Isopentane and natural gasoline.....		211112-11	06/84	503.3	194.5	149.5	-62.9	-23.1
Propane.....		211112-12	06/84	488.3	224.3	183.0	-59.6	-18.4
Butane.....		211112-13	06/84	357.4	160.0	116.0	-66.6	-27.5
Plant condensate, ethane, gas mixtures, and other natural gas liquids.....		211112-14	06/96	550.1	202.9	167.4	-69.7	-17.5
Residue gas shipped from natural gas liquids plants.....		211112-3	06/84	352.0	162.2	233.1	-21.6	43.7
Secondary products and miscellaneous receipts.....		211112-SM						
Mining (except oil & gas).....	212		12/03	190.4	179.6	175.2	8.7	-2.4
Coal mining.....	2121		12/85	171.2	172.9	171.2	30.0	-1.0
Coal mining.....	21211		12/01	184.5	186.3	184.5	30.0	-1.0
Bituminous coal and lignite surface mining.....	212111		12/01	144.2	143.5	144.2	18.4	0.5
Primary products.....		212111-P	12/01	144.6	143.8	144.5	18.7	0.5
Run-of-mine (raw) bituminous coal and lignite shipped from surface operations.....		212111-1	12/01	150.0	150.6	147.7	8.9	-1.9
Raw bituminous coal and lignite from surface operations, for use without processing.....		212111-11	12/01	186.3	187.9	181.2	15.7	-3.6
Raw bituminous coal and lignite from surface operations, for processing at other establishments.....		212111-12	12/01	130.0	130.2	129.3	4.3	-0.7
Processed bituminous coal and lignite shipped from surface operations.....		212111-3	12/01	143.8	142.8	144.3	21.2	1.1
Processed bituminous coal and lignite from surface operations (wet-washing/pneumatic/other).....		212111-31	12/01	161.5	156.9	160.7	48.1	2.4
Processed bituminous coal from surface operations (mechanically crushed/screened/or sized).....		212111-32	12/01	155.8	154.6	161.0	20.9	4.1
Processed subbituminous coal from surface operations (mechanically crushed/screened/or sized).....		212111-33	12/01	129.2	131.4	131.6	2.6	0.2
Processed lignite coal from surface operations (mechanically crushed/screened/or sized).....		212111-34	12/01	141.1	140.7	128.8	11.2	-8.5
Secondary products and miscellaneous receipts.....		212111-SM						
Bituminous coal underground mining.....	212112		12/01	230.4	235.0	230.3	39.6	-2.0
Primary products.....		212112-P	12/01	231.0	235.6	231.0	40.4	-2.0
Run-of-mine (raw) bituminous coal shipped from underground operations.....		212112-1	12/01	159.1	158.8	158.8	2.6	0.0
Processed bituminous coal shipped from underground operations.....		212112-3	12/01	251.3	257.3	251.3	50.8	-2.3
Processed bituminous coal from underground operations (wet-washing/pneumatic/other).....		212112-31	12/01	262.7	273.0	265.8	61.7	-2.6
Processed bituminous coal from underground operations (mechanically crushed/screened/or sized).....		212112-32	12/01	184.6	166.4	166.7	-5.8	0.2
Secondary products and miscellaneous receipts.....		212112-SM						
Anthracite mining.....	212113		12/79	282.8	290.1	292.0	17.8	0.7
Primary products.....		212113-P	12/79	280.9	288.1	290.1	17.8	0.7
Run-of-mine (raw) anthracite.....		212113-1	12/79	180.1	180.1	-	-	-
Processed anthracite.....		212113-3	12/79	323.3	333.7	333.4	21.0	-0.1
Metal ore mining.....	2122		12/84	247.7	191.9	175.1	-23.8	-8.8

See footnotes at end of table.

Table 5. Producer price indexes for the net output of selected industries and their products, not seasonally adjusted — Continued

Industry and product ¹	Industry code	Product code	Index base	Index			Percent change to Dec. 2008 from:	
				Aug. 2008 ²	Nov. 2008 ²	Dec. 2008 ²	Dec. 2007	Nov. 2008
Iron ore mining.....	21221		12/84	143.7	143.7	143.7	12.1	0.0
Iron ore mining.....	212210		12/84	143.7	143.7	143.7	12.1	0.0
Primary products.....		212210-P	12/84	147.2	147.2	147.2	12.1	0.0
Iron ores.....		212210-8	12/97	152.6	152.6	152.6	12.1	0.0
Gold ore & silver ore mining.....	21222		12/84	142.0	120.3	124.1	-22.6	3.2
Gold ore mining.....	212221		06/85	204.6	176.5	182.4	-22.2	3.3
Primary products.....		212221-P	06/85	203.1	175.2	181.1	-22.4	3.4
Gold ores.....		212221-0	06/85	203.1	175.2	181.1	-22.4	3.4
Secondary products and miscellaneous receipts.....		212221-SM						
Copper, nickel, lead & zinc mining.....	21223		06/88	434.9	276.5	-	-	-
Copper ore and nickel ore mining.....	212234		06/88	447.6	284.5	-	-	-
Primary products.....		212234-P	12/03	411.1	263.2	-	-	-
Copper precipitates and electrowon copper.....		212234-5	06/01	505.2	301.6	-	-	-
Secondary products and miscellaneous receipts.....		212234-SM						
Other metal ore mining.....	21229		12/85	160.2	152.4	133.7	-7.9	-12.3
Nonmetallic mineral mining & quarrying.....	2123		12/84	225.4	229.6	229.5	16.3	0.0
Stone mining & quarrying.....	21231		12/84	227.7	230.0	229.3	6.8	-0.3
Dimension stone mining and quarrying.....	212311		06/85	196.9	197.0	197.0	3.5	0.0
Primary products.....		212311-P	06/85	192.2	193.2	193.2	3.8	0.0
Dimension stone.....		212311-0	06/85	192.2	193.2	193.2	3.8	0.0
Secondary products and miscellaneous receipts.....		212311-SM						
Miscellaneous receipts.....		212311-M	06/05	107.7	-	-	-	-
Crushed and broken limestone mining.....	212312		12/83	222.8	223.5	223.4	7.5	0.0
Primary products.....		212312-P	12/83	224.1	224.9	225.0	6.8	0.0
Crushed and broken limestone.....		212312-0	12/83	224.1	224.9	225.0	6.8	0.0
Secondary products and miscellaneous receipts.....		212312-SM						
Miscellaneous receipts.....		212312-M	06/05	137.0	-	-	-	-
Secondary products.....		212312-S	12/83	196.7	197.6	194.0	15.3	-1.8
Crushed and broken granite mining.....	212313		12/83	305.8	317.5	313.8	7.2	-1.2
Primary products.....		212313-P	12/83	306.6	318.6	314.8	6.9	-1.2
Crushed and broken granite.....		212313-0	12/83	306.6	318.6	314.8	6.9	-1.2
Secondary products and miscellaneous receipts.....		212313-SM						
Secondary products.....		212313-S	12/83	258.4	-	-	-	-
Other crushed and broken stone mining.....	212319		12/83	226.0	225.2	225.2	3.7	0.0
Primary products.....		212319-P	12/83	229.1	229.8	229.8	3.4	0.0
Bituminous limestone and sandstone, and other crushed and broken stone mining.....		212319-0	12/83	229.1	229.8	229.8	3.4	0.0
Secondary products and miscellaneous receipts.....		212319-SM						
Secondary products.....		212319-S	12/83	207.0	192.5	192.5	8.4	0.0
Sand/gravel/clay/refractory minerals mining.....	21232		12/03	137.5	139.3	139.6	9.1	0.2
Construction sand and gravel mining.....	212321		06/82	265.4	267.8	269.1	7.4	0.5
Primary products.....		212321-P	06/82	268.0	269.3	270.9	7.3	0.6
Construction sand and gravel (run of pit or bank).....		212321-1	06/06	120.3	120.9	121.1	9.0	0.2
Construction sand and gravel (washed, screened, or otherwise treated).....		212321-2	06/06	115.0	115.6	116.3	7.0	0.6
Construction sand (washed, screened, or otherwise treated).....		212321-21	06/06	113.7	114.1	116.0	7.6	1.7
Construction gravel (washed, screened, or otherwise treated).....		212321-22	06/06	116.1	116.8	116.6	6.5	-0.2
Secondary products and miscellaneous receipts.....		212321-SM						
Miscellaneous receipts.....		212321-M	06/82	283.4	283.4	278.5	7.1	-1.7
Secondary products.....		212321-S	06/82	201.0	219.4	217.2	8.7	-1.0
Industrial sand mining.....	212322		06/82	222.5	231.3	232.3	17.3	0.4
Primary products.....		212322-P	06/82	223.5	232.9	234.1	18.4	0.5
Industrial glass sand.....		212322-1	06/82	251.2	273.5	256.8	27.2	-6.1
Industrial molding sand.....		212322-3	06/82	233.6	233.2	233.2	3.3	0.0
Other industrial sand.....		212322-9	06/82	180.1	179.7	196.3	13.1	9.2
Secondary products and miscellaneous receipts.....		212322-SM						
Secondary products.....		212322-S	06/82	227.5	227.5	-	-	-
Kaolin and ball clay mining.....	212324		06/84	166.1	166.0	166.1	12.8	0.1
Primary products.....		212324-P	06/84	164.2	164.2	164.2	10.9	0.0
Kaolin and ball clay.....		212324-0	06/84	164.2	164.2	164.2	10.9	0.0
Secondary products and miscellaneous receipts.....		212324-SM						
Clay, ceramic, and refractory minerals mining.....	212325		06/84	177.6	183.5	181.3	9.2	-1.2
Primary products.....		212325-P	06/84	176.6	182.8	180.6	9.2	-1.2

See footnotes at end of table.

Table 5. Producer price indexes for the net output of selected industries and their products, not seasonally adjusted — Continued

Industry and product ¹	Industry code	Product code	Index base	Index			Percent change to Dec. 2008 from:	
				Aug. 2008 ²	Nov. 2008 ²	Dec. 2008 ²	Dec. 2007	Nov. 2008
Clay, ceramic, and refractory minerals mining - Continued								
Common (miscellaneous) clay and shales.....		212325-B	06/84	167.6	170.8	170.8	2.5	0.0
Bentonite.....		212325-C	06/84	151.0	155.3	154.9	7.6	-0.3
Feldspar, fire clay and fuller's earth.....		212325-V	06/07	115.9	122.7	118.9	13.3	-3.1
Other clay, ceramic, and refractory minerals including magnesite and brucite.....		212325-9	06/84	186.6	187.8	187.8	8.7	0.0
Secondary products and miscellaneous receipts.....		212325-SM						
Other nonmetallic mineral mining & quarrying.....	21239		12/84	248.1	258.8	259.2	58.4	0.2
Potash, soda, and borate mineral mining.....	212391		12/84	421.0	428.4	432.0	97.6	0.8
Primary products.....		212391-P	12/84	425.0	432.5	436.1	99.0	0.8
Sodium carbonate and sulfate.....		212391-3	12/84	182.2	189.1	-	-	-
Potassium salts and boron compounds.....		212391-5	06/07	389.4	-	-	-	-
Secondary products and miscellaneous receipts.....		212391-SM						
Phosphate rock mining.....	212392		12/82	162.6	186.7	186.7	40.2	0.0
Primary products.....		212392-P	12/82	163.1	187.2	187.2	40.1	0.0
Other chemical and fertilizer mineral mining.....	212393		12/89	132.0	132.8	129.2	6.6	-2.7
Primary products.....		212393-P	12/89	127.4	128.3	124.6	6.3	-2.9
Rock salt.....		212393-3	12/84	234.5	242.9	246.5	8.5	1.5
Secondary products and miscellaneous receipts.....		212393-SM						
All other nonmetallic mineral mining.....	212399		06/85	190.8	197.3	194.8	7.4	-1.3
Primary products.....		212399-P	06/85	192.8	199.6	197.1	7.9	-1.3
All other nonmetallic mineral mining.....		212399-A	06/85	192.8	199.6	197.1	7.9	-1.3
Secondary products and miscellaneous receipts.....		212399-SM						
Mining support activities.....	213		12/03	177.1	180.9	177.1	7.4	-2.1
Mining support activities.....	2131		12/03	177.0	180.9	177.1	7.4	-2.1
Drilling oil and gas wells.....	213111		12/85	378.3	389.2	372.9	11.0	-4.2
Primary products.....		213111-P	12/85	383.3	394.5	377.6	11.7	-4.3
Drilling oil, gas, dry, or service wells.....		213111-01	12/85	382.1	394.0	375.5	9.8	-4.7
Drilling in, spudding in, tailing in, or reworking oil and gas wells.....		213111-02	12/92	273.4	278.5	273.6	30.0	-1.8
Oil and gas well directional drilling control.....		213111-03	12/03	191.4	191.4	191.4	-6.8	0.0
Support activities for oil and gas operations.....	213112		12/85	197.6	199.7	200.5	3.4	0.4
Primary products.....		213112-P	12/85	199.8	202.3	203.1	3.2	0.4
Secondary products and miscellaneous receipts.....		213112-SM						
Miscellaneous receipts.....		213112-M	11/94	192.3	192.3	192.3	6.7	0.0
Support activities for coal mining.....	213113		06/85	177.6	188.1	184.9	8.7	-1.7
Primary products.....		213113-P	06/85	179.1	189.7	186.5	8.7	-1.7
Support activities for coal mining.....		213113-0	06/85	179.1	189.7	186.5	8.7	-1.7
Support activities for metal mining.....	213114		12/85	150.8	153.0	153.0	9.5	0.0
Primary services.....		213114-P	12/85	152.6	154.8	154.8	9.6	0.0
Metal mining services.....		213114-0	12/85	152.6	154.8	154.8	9.6	0.0
Support activities for nonmetallic minerals.....	213115		06/85	146.6	147.7	147.6	5.3	-0.1
Primary services.....		213115-P	06/85	141.1	142.2	142.1	5.3	-0.1
Nonmetallic minerals support activity (except fuels).....		213115-0	06/85	141.1	142.2	142.1	5.3	-0.1
Utilities.....	221		12/03	145.7	134.8	134.4	5.5	-0.3
Electric power generation, transmission, and distribution.....	2211		12/03	139.2	130.3	130.1	5.8	-0.2
Electric power generation.....	22111		12/03	163.3	140.7	138.8	3.3	-1.4
Electric power generation.....	221110		12/03	163.3	140.7	138.8	3.3	-1.4
Primary products.....		221110-P	12/03	163.7	141.2	139.4	3.6	-1.3
Utilities.....		221110-4	12/03	171.8	149.0	147.2	8.0	-1.2
Non-Utilities.....		221110-5	12/03	145.8	124.2	122.5	-5.3	-1.4
Secondary products and miscellaneous receipts.....		221110-SM						
Miscellaneous receipts.....		221110-M	12/03	156.3	128.9	125.1	-4.3	-2.9
Electric power transmission, control, and distribution.....	22112		12/03	129.9	126.0	126.5	6.8	0.4
Electric bulk power transmission and control.....	221121		12/03	107.4	111.2	118.0	12.2	6.1
Primary products.....		221121-P	12/03	107.6	111.4	118.3	12.2	6.2
Electric bulk power transmission and control.....		221121-3	12/03	107.6	111.4	118.3	12.2	6.2
Electric power distribution.....	221122		12/03	130.0	126.0	126.4	6.8	0.3
Primary products.....		221122-P	12/90	157.1	152.0	152.4	6.9	0.3
Residential electric power.....		221122-41	12/90	151.8	147.4	147.8	6.6	0.3
New England.....		221122-411	12/90	118.6	113.3	114.4	2.4	1.0
Middle Atlantic.....		221122-412	12/90	128.2	127.0	127.6	-1.8	0.5
East North Central.....		221122-413	12/90	152.6	142.3	142.5	10.5	0.1
West North Central.....		221122-414	12/90	128.9	113.3	114.7	0.3	1.2

See footnotes at end of table.

Table 5. Producer price indexes for the net output of selected industries and their products, not seasonally adjusted — Continued

Industry and product ¹	Industry code	Product code	Index base	Index			Percent change to Dec. 2008 from:	
				Aug. 2008 ²	Nov. 2008 ²	Dec. 2008 ²	Dec. 2007	Nov. 2008
Electric power distribution - Continued								
South Atlantic.....		221122-415	12/90	151.1	148.2	149.9	7.5	1.1
East South Central.....		221122-416	12/90	167.0	177.1	177.0	16.6	-0.1
West South Central.....		221122-417	12/90	190.5	179.7	177.2	7.9	-1.4
Mountain.....		221122-418	12/90	144.3	141.6	141.9	8.0	0.2
Pacific.....		221122-419	12/90	150.0	151.6	151.7	4.8	0.1
Commercial electric power.....		221122-42	12/90	159.7	154.6	155.0	8.5	0.3
New England.....		221122-421	12/90	144.9	132.8	135.6	-2.8	2.1
Middle Atlantic.....		221122-422	12/90	135.9	126.3	126.7	-1.6	0.3
East North Central.....		221122-423	12/90	156.2	145.9	147.1	10.6	0.8
West North Central.....		221122-424	12/90	127.5	110.3	110.5	1.5	0.2
South Atlantic.....		221122-425	12/90	142.9	144.2	144.8	7.5	0.4
East South Central.....		221122-426	12/90	158.2	171.0	166.9	18.3	-2.4
West South Central.....		221122-427	12/90	205.3	193.4	192.0	11.6	-0.7
Mountain.....		221122-428	12/90	125.3	118.4	119.5	7.0	0.9
Pacific.....		221122-429	12/90	200.6	204.2	204.9	18.4	0.3
Industrial electric power.....		221122-43	12/90	166.3	159.5	160.3	5.9	0.5
New England.....		221122-431	12/90	115.8	98.8	103.2	3.3	4.5
Middle Atlantic.....		221122-432	12/90	125.6	123.1	123.4	-5.1	0.2
East North Central.....		221122-433	12/90	169.7	157.6	161.0	-0.3	2.2
West North Central.....		221122-434	12/90	137.7	122.4	122.3	4.4	-0.1
South Atlantic.....		221122-435	12/90	139.8	142.0	143.1	3.9	0.8
East South Central.....		221122-436	12/90	160.1	175.6	173.9	21.2	-1.0
West South Central.....		221122-437	12/90	279.9	252.3	249.8	8.7	-1.0
Mountain.....		221122-438	12/90	124.1	112.8	114.3	1.8	1.3
Pacific.....		221122-439	12/90	166.4	167.3	168.5	14.8	0.7
Other customers.....		221122-44	12/90	145.9	139.4	140.7	1.7	0.9
Secondary products and miscellaneous receipts.....		221122-SM						
Miscellaneous receipts.....		221122-M	12/90	148.2	147.7	147.7	4.3	0.0
Natural gas distribution.....	2212		12/03	154.1	136.3	135.4	4.6	-0.7
Natural gas distribution.....	22121		12/03	154.1	136.3	135.4	4.6	-0.7
Natural gas distribution.....	221210		12/03	154.1	136.3	135.4	4.6	-0.7
Primary products.....		221210-P	12/90	265.0	232.5	230.7	4.8	-0.8
Natural gas to ultimate consumers.....		221210-11	12/90	276.4	241.3	239.3	4.8	-0.8
Residential natural gas.....		221210-112	12/90	274.3	241.9	236.8	6.1	-2.1
Commercial natural gas.....		221210-113	12/90	321.2	255.3	252.5	6.5	-1.1
Industrial natural gas.....		221210-114	12/90	305.8	261.1	257.5	4.3	-1.4
To electric power.....		221210-115	12/90	204.6	189.0	192.5	2.1	1.9
Delivered to ultimate consumers for the account of others (transportation only).....		221210-12	12/90	149.1	139.2	139.3	4.7	0.1
Industrial consumer.....		221210-122	12/90	154.9	140.6	141.7	8.0	0.8
Other consumers.....		221210-123	12/90	285.4	275.6	273.4	1.1	-0.8
Secondary products and miscellaneous receipts.....		221210-SM						
Miscellaneous receipts.....		221210-M	12/90	162.1	165.6	165.3	1.6	-0.2
Construction industries								
New industrial building construction.....	236211		06/07	105.7	110.2	110.2	7.6	0.0
Primary products.....		236211-P	06/07	105.7	110.2	110.2	7.6	0.0
New warehouse building construction.....	236221		12/04	124.5	129.2	129.0	6.3	-0.2
Primary products.....		236221-P	12/04	124.5	129.2	129.0	6.3	-0.2
New school building construction.....	236222		12/05	121.5	128.6	134.8	12.7	4.8
Primary products.....		236222-P	12/05	121.5	128.6	134.8	12.7	4.8
New office building construction.....	236223		06/06	111.8	116.6	116.5	6.1	-0.1
Primary products.....		236223-P	06/06	111.8	116.6	116.5	6.1	-0.1
Concrete contractors, nonresid bldg work.....	23811X		12/07	102.2	104.8	105.0	5.0	0.2
Primary products.....		23811X-P	12/07	102.2	104.8	105.0	5.0	0.2
Roofing contractors, nonresid bldg work.....	23816X		12/07	106.1	110.5	113.0	13.0	2.3
Primary products.....		23816X-P	12/07	106.1	110.5	113.0	13.0	2.3
Electrical contractors, nonresid bldg work.....	23821X		12/07	101.1	104.2	105.1	5.1	0.9
Primary products.....		23821X-P	12/07	101.1	104.2	105.1	5.1	0.9
Plumbing/HVAC ctrs, nonresid bldg work.....	23822X		12/07	103.6	107.7	109.2	9.2	1.4
Primary products.....		23822X-P	12/07	103.6	107.7	109.2	9.2	1.4
Manufacturing								
Total manufacturing industries.....			12/84	182.6	169.5	164.2	-1.6	-3.1
Food mfg.....	311		12/84	180.5	174.6	172.2	5.8	-1.4

See footnotes at end of table.

Table 5. Producer price indexes for the net output of selected industries and their products, not seasonally adjusted — Continued

Industry and product ¹	Industry code	Product code	Index base	Index			Percent change to Dec. 2008 from:	
				Aug. 2008 ²	Nov. 2008 ²	Dec. 2008 ²	Dec. 2007	Nov. 2008
Animal food mfg.	3111		12/03	160.1	142.3	138.5	8.9	-2.7
Animal food mfg.	31111		12/03	160.1	142.3	138.5	8.9	-2.7
Dog and cat food manufacturing.	311111		12/85	184.3	185.0	185.0	17.4	0.0
Primary products.		311111-P	12/85	187.1	187.6	187.6	18.7	0.0
Dog food.		311111-1	12/85	194.8	193.4	193.4	17.3	0.0
Cat food.		311111-4	12/85	173.8	177.1	177.1	21.1	0.0
Secondary products and miscellaneous receipts.		311111-SM						
Secondary products.		311111-S	12/85	182.3	—	—	—	—
Other animal food manufacturing.	311119		12/80	191.3	160.5	153.9	4.7	-4.1
Primary products.		311119-P	12/80	188.0	156.0	149.2	4.2	-4.4
Swine feed, complete.		311119-A	12/80	222.2	188.2	177.8	-6.1	-5.5
Swine feed supplements, concentrates, and premixes.		311119-D	12/80	192.8	172.6	167.4	7.9	-3.0
Beef cattle feed, complete.		311119-G	12/80	277.5	263.9	260.3	10.7	-1.4
Beef cattle feed supplements, concentrates, and premixes.		311119-J	12/80	194.0	184.9	176.2	13.5	-4.7
Other poultry and livestock feed.		311119-N	12/80	230.8	181.3	173.8	-1.4	-4.1
Other prepared animal feeds, including feeding materials and adjuncts.		311119-Q	12/80	245.0	191.9	176.5	-7.5	-8.0
Specialty feeds.		311119-R	06/91	177.7	166.1	165.7	9.5	-0.2
Chicken and turkey feed, supplements, concentrates, and premixes.		311119-1	12/80	165.7	128.4	119.2	0.8	-7.2
Complete chicken feed, starter-growers and layer-breeders.		311119-11	12/97	162.3	127.3	116.6	-4.8	-8.4
Complete chicken feed, broilers.		311119-12	12/80	178.1	143.1	130.2	7.6	-9.0
Turkey feed and chicken and turkey supplements, concentrates, and premixes.		311119-13	12/97	182.1	126.3	126.1	-7.2	-0.2
Dairy cattle feed, complete.		311119-4	12/80	171.5	145.9	149.2	9.2	2.3
Dairy cattle feed supplements, concentrates, and premixes.		311119-7	12/80	185.2	172.9	168.8	18.0	-2.4
Secondary products and miscellaneous receipts.		311119-SM						
Miscellaneous receipts.		311119-M	12/80	206.1	190.2	187.3	8.3	-1.5
Secondary products.		311119-S	12/80	223.9	232.3	232.3	24.2	0.0
Grain & oilseed milling.	3112		12/03	168.1	146.7	142.4	2.9	-2.9
Flour milling & malt mfg.	31121		12/03	186.1	160.9	156.5	0.8	-2.7
Flour Milling.	311211		06/83	201.2	170.3	164.3	-15.5	-3.5
Primary products.		311211-P	06/83	206.9	173.8	167.3	-16.3	-3.7
Prepared flour mixes, including refrigerated and frozen doughs and batters, made in flour mills.		311211-A	06/83	185.1	176.9	176.7	10.4	-0.1
Other grain mill products.		311211-B	06/83	254.6	211.2	198.1	0.0	-6.2
Wheat flour (except flour mixes), made in flour mills.		311211-1	06/83	230.7	188.1	178.7	-22.1	-5.0
All white flour types.		311211-11	12/04	181.2	146.5	138.8	-23.1	-5.3
Whole wheat flour, incl. durum, semolina & bulgur.		311211-18	12/04	167.9	145.3	140.4	-15.2	-3.4
Wheat mill products except flour.		311211-4	06/83	132.2	117.0	119.9	-7.6	2.5
Corn mill products.		311211-7	06/83	139.0	127.7	125.2	3.6	-2.0
Secondary products and miscellaneous receipts.		311211-SM						
Secondary products.		311211-S	06/83	124.9	127.7	129.9	—	1.7
Rice milling.	311212		06/84	243.0	215.7	210.1	51.5	-2.6
Primary products.		311212-P	06/84	247.6	218.1	212.3	52.4	-2.7
Milled rice and byproducts.		311212-0	12/03	238.4	210.0	204.4	52.3	-2.7
Head rice not packaged with other ingredients, packed in bags of 100 lbs or more.		311212-01	06/03	348.5	284.3	271.9	47.2	-4.4
Head rice not packaged with other ingredients, packed in containers of 3 lbs or less.		311212-02	06/03	179.3	167.3	164.9	27.4	-1.4
Head rice not packaged with other ingredients, packed in all other containers.		311212-03	06/03	291.5	263.3	255.2	54.8	-3.1
Milled rice (incl second heads, screenings, brewers, bran sharps, rice flour, & byproducts).		311212-04	06/03	308.3	297.6	300.0	66.0	0.8
Secondary products and miscellaneous receipts.		311212-SM						
Malt manufacturing.	311213		06/85	161.4	160.8	173.4	38.6	7.8
Primary products.		311213-P	06/85	162.0	161.4	174.1	38.7	7.9
Malt.		311213-0	06/85	162.0	161.4	174.1	38.7	7.9
Starch & vegetable fats & oils mfg.	31122		12/03	177.7	150.9	144.9	2.7	-4.0
Wet corn milling.	311221		06/85	211.2	196.0	190.7	4.5	-2.7
Primary products.		311221-P	06/85	202.6	185.6	180.1	1.5	-3.0
Wet process corn byproducts.		311221-A	06/85	173.3	150.7	136.0	-17.7	-9.8
Corn sweeteners.		311221-1	06/85	209.4	211.1	210.1	19.0	-0.5
Manufactured starch.		311221-4	06/85	204.1	192.4	186.0	6.3	-3.3
Secondary products and miscellaneous receipts.		311221-SM						
Secondary products.		311221-S	06/85	239.3	231.7	227.5	14.9	-1.8

See footnotes at end of table.

Table 5. Producer price indexes for the net output of selected industries and their products, not seasonally adjusted — Continued

Industry and product ¹	Industry code	Product code	Index base	Index			Percent change to Dec. 2008 from:	
				Aug. 2008 ²	Nov. 2008 ²	Dec. 2008 ²	Dec. 2007	Nov. 2008
Soybean processing.....	311222		12/79	180.9	148.5	143.2	3.5	-3.6
Primary products.....		311222-P	12/79	186.6	161.8	157.0	16.1	-3.0
Soybean oil.....		311222-1	12/79	230.1	180.7	170.4	2.1	-5.7
Crude soybean oil, degummed.....		311222-11	05/88	281.0	228.1	216.0	9.5	-5.3
Soybean oil, all other types.....		311222-12	12/03	226.9	169.1	158.4	-8.3	-6.3
Soybean cake, meal, and other byproducts.....		311222-4	12/79	169.4	155.3	153.0	24.7	-1.5
Secondary products and miscellaneous receipts.....		311222-SM						
Secondary products.....		311222-S	12/79	217.6	141.0	131.5	-34.0	-6.7
Other oilseed processing.....	311223		12/03	230.6	178.4	154.4	-12.8	-13.5
Primary products.....		311223-P	12/03	230.2	180.2	152.7	-14.5	-15.3
Cottonseed cake and meal and other byproducts.....		311223-A	06/85	425.8	393.8	390.8	24.0	-0.8
Linseed oil.....		311223-D	01/99	193.4	160.3	156.2	6.2	-2.6
Other vegetable oils.....		311223-G	12/85	266.4	191.8	176.4	-23.7	-8.0
Other vegetable oil mill products.....		311223-J	12/85	208.2	217.1	200.0	-4.1	-7.9
Cottonseed oil, once refined after alkali or caustic washing, but after deodorizing.....		311223-4	06/85	396.5	271.2	225.4	-17.0	-16.9
Cotton linters.....		311223-7	06/85	238.0	224.6	221.9	19.3	-1.2
Secondary products and miscellaneous receipts.....		311223-SM						
Miscellaneous receipts.....		311223-M	12/03	221.7	193.1	186.2	20.1	-3.6
Secondary products.....		311223-S	12/03	248.8	150.2	163.7	-6.2	9.0
Fats and oils refining and blending.....	311225		12/81	305.5	255.2	243.4	2.9	-4.6
Primary products.....		311225-P	12/81	333.9	276.5	262.3	4.6	-5.1
Shortening and cooking oils.....		311225-2	12/81	313.8	259.4	246.5	6.9	-5.0
Baking or frying fat (shortening) 100 percent vegetable oil, edible.....		311225-21	02/04	144.2	124.7	105.9	2.5	-15.1
Partially hydrogenated soybean cooking or salad oils, fully refined and deodorized.....		311225-24	02/04	201.0	182.5	179.5	23.8	-1.6
All other fully refined shortening and cooking oils, edible.....		311225-25	12/03	199.2	175.3	166.8	20.3	-4.8
Vegetable oil mills (processing purchased vegetable oils), except corn, cottonseed, & soybean.....		311225-27	12/89	233.5	157.1	156.1	-13.3	-0.6
Margarine, butter blends, and butter substitutes.....		311225-4	02/04	146.2	122.1	114.7	-5.8	-6.1
Secondary products and miscellaneous receipts.....		311225-SM						
Secondary products.....		311225-S	02/04	127.5	113.8	112.6	-6.1	-1.1
Breakfast cereal manufacturing.....	31123		12/03	113.0	114.5	116.4	6.3	1.7
Breakfast cereal manufacturing.....	311230		12/83	188.0	190.4	193.6	6.3	1.7
Primary products.....		311230-P	12/83	197.7	200.8	200.5	4.3	-0.1
Ready-to-serve breakfast cereal foods (except infant cereals).....		311230-1	12/83	196.9	200.5	199.9	4.9	-0.3
Ready to serve corn flakes and other corn breakfast foods (except infant cereals).....		311230-11	12/83	193.6	196.4	196.2	2.8	-0.1
Ready to serve wheat flakes and other wheat breakfast foods (except infant cereals).....		311230-12	12/83	199.8	206.0	205.4	6.9	-0.3
Ready to serve oat breakfast foods (except infant cereals).....		311230-13	12/83	215.2	216.2	216.1	2.9	0.0
Ready to serve rice breakfast foods (except infant cereals).....		311230-14	06/08	103.3	108.1	105.5	-	-2.4
Ready-to-serve breakfast preparations of other grains & mixed grains (except infant cereals).....		311230-15	06/08	103.9	105.4	105.4	-	0.0
Other breakfast cereal foods.....		311230-4	12/00	109.9	108.0	109.7	-2.1	1.6
Secondary products and miscellaneous receipts.....		311230-SM						
Secondary products.....		311230-S	12/83	170.6	170.7	187.0	14.7	9.5
Sugar & confectionery product mfg.....	3113		12/84	168.1	177.3	178.4	14.2	0.6
Sugar mfg.....	31131		12/03	118.3	125.8	124.9	15.9	-0.7
Sugarcane mills.....	311311		06/82	132.7	127.9	129.0	3.9	0.9
Primary products.....		311311-P	06/82	131.0	126.7	127.7	3.8	0.8
Raw cane sugar.....		311311-0	06/82	131.0	126.7	127.7	3.8	0.8
Secondary products and miscellaneous receipts.....		311311-SM						
Cane sugar refining.....	311312		06/82	139.0	160.1	161.0	24.1	0.6
Primary products.....		311312-P	06/82	139.4	161.0	162.0	24.7	0.6
Refined granulated cane sugar and by-products.....		311312-0	06/82	139.4	161.0	162.0	24.7	0.6
Secondary products and miscellaneous receipts.....		311312-SM						
Secondary products.....		311312-S	12/02	101.4	101.4	101.4	0.6	0.0
Beet sugar manufacturing.....	311313		06/82	136.5	138.3	133.7	12.3	-3.3
Primary products.....		311313-P	06/82	140.1	141.9	137.0	12.5	-3.5
Beet sugar.....		311313-0	06/82	142.4	144.3	139.3	12.4	-3.5
Secondary products and miscellaneous receipts.....		311313-SM						
Choc & confectionery mfg from cacao beans.....	31132		12/03	117.9	122.0	121.9	11.8	-0.1
Confectionery manufacturing from cacao beans.....	311320		06/83	182.7	189.0	188.9	11.9	-0.1

See footnotes at end of table.

Table 5. Producer price indexes for the net output of selected industries and their products, not seasonally adjusted — Continued

Industry and product ¹	Industry code	Product code	Index base	Index			Percent change to Dec. 2008 from:	
				Aug. 2008 ²	Nov. 2008 ²	Dec. 2008 ²	Dec. 2007	Nov. 2008
Confectionery manufacturing from cacao beans - Continued								
Primary products.....		311320-P	06/83	183.0	190.0	189.9	12.8	-0.1
Chocolate coatings, made from cacao beans.....		311320-1	06/83	137.6	137.0	135.8	8.2	-0.9
Chocolate and chocolate-type confectionery products, made from cacao beans.....		311320-4	06/83	214.4	230.1	230.1	17.3	0.0
Other chocolate and cocoa products, made from cacao beans.....		311320-7	06/83	182.7	179.6	180.1	5.4	0.3
Sweetened chocolate, except coatings, made from cacao beans.....		311320-71	06/06	107.8	107.8	107.8	5.1	0.0
Unsweetened choc & sweetened & unsweetened cocoa powder, ex. coatings, made from cacao beans.....		311320-72	06/06	108.6	107.8	108.6	7.8	0.7
Cocoa butter, liquor, and cocoa base chocolate syrup, made from cacao beans.....		311320-73	06/06	117.7	113.0	112.8	2.5	-0.2
Secondary products and miscellaneous receipts.....		311320-SM						
Confectionery mfg from purchased chocolate.....	31133		12/03	120.8	126.1	128.3	15.9	1.7
Confectionery mfg. from purchased chocolate.....	311330		12/03	120.8	126.2	128.3	15.9	1.7
Primary products.....		311330-P	12/03	119.8	126.5	127.2	15.0	0.6
Choc & choc-type confectionery products, made from purch choc not retailed at mfg location.....		311330-1	06/83	190.1	200.8	201.9	15.3	0.5
Choc & choc-type confectionery products, made from purch choc retailed at mfg establishment.....		311330-2	12/03	108.2	110.9	110.6	3.6	-0.3
Secondary products and miscellaneous receipts.....		311330-SM						
Miscellaneous receipts.....		311330-M	12/03	116.5	117.4	117.4	9.4	0.0
Secondary products.....		311330-S	12/03	131.3	130.2	144.4	26.1	10.9
Nonchocolate confectionery mfg.....	31134		12/03	120.3	129.7	130.0	12.2	0.2
Nonchocolate Confectionery Manufacturing.....	311340		12/03	120.3	129.6	130.0	12.2	0.3
Primary products.....		311340-P	12/03	121.4	131.4	131.8	12.6	0.3
Nonchocolate-type confectionery products.....		311340-1	06/83	182.6	188.5	189.4	9.9	0.5
Chewing gum, bubble gum, and chewing gum base.....		311340-4	12/84	197.3	231.2	231.2	17.4	0.0
Other confectionery-type products.....		311340-7	06/91	131.8	131.8	131.8	0.9	0.0
Secondary products and miscellaneous receipts.....		311340-SM						
Secondary products.....		311340-S	12/03	122.7	124.7	124.7	11.3	0.0
Fruit & vegetable preserving & specialty food mfg.....	3114		12/84	156.8	162.8	163.3	9.3	0.3
Frozen food manufacturing.....	31141		12/03	112.6	116.7	117.6	6.8	0.8
Frozen fruit and vegetable manufacturing.....	311411		06/81	175.6	183.3	187.3	6.4	2.2
Primary products.....		311411-P	06/81	162.9	170.5	174.5	6.0	2.3
Frozen fruits, juices, ades, drinks, and cocktails.....		311411-1	06/81	141.9	138.4	136.1	-15.9	-1.7
Frozen fruits.....		311411-11	12/90	204.7	205.1	201.8	12.5	-1.6
Frozen concentrated orange juice, consumer, institutional, and bulk.....		311411-12	06/81	113.1	107.6	105.3	-32.8	-2.1
Frozen vegetables.....		311411-4	06/81	177.5	191.1	198.5	17.0	3.9
Frozen vegetables (asparagus, green beans, lima beans, broccoli, brussels sprouts, carrots, ca.....		311411-41	06/97	125.1	128.3	128.4	10.0	0.1
Frozen vegetable combinations (succotash, peas and carrots, mixed vegetables, vegetables with.....		311411-42	12/90	115.7	116.8	116.8	6.3	0.0
Frozen French-fried potatoes.....		311411-43	06/81	192.0	212.5	225.6	21.6	6.2
Other frozen potato products (patties, puffs etc.).....		311411-44	06/81	186.1	199.3	202.3	15.0	1.5
Secondary products and miscellaneous receipts.....		311411-SM						
Secondary products.....		311411-S	06/81	141.6	-	-	-	-
Frozen specialty food manufacturing.....	311412		12/82	154.2	158.9	158.3	7.2	-0.4
Primary products.....		311412-P	12/82	157.1	162.1	161.5	7.1	-0.4
Frozen dinners (beef, pork, and poultry pies) and nationality foods.....		311412-1	12/82	153.4	157.2	156.8	6.4	-0.3
Frozen pizza.....		311412-16	12/82	127.1	127.2	127.2	7.0	0.0
Frozen nationality foods, except pizza.....		311412-17	06/05	110.8	111.7	111.9	5.4	0.2
Frozen dinners, entrees, and side dishes.....		311412-18	06/05	104.1	108.3	107.8	6.7	-0.5
Other frozen specialties.....		311412-4	06/91	129.7	136.5	135.2	8.9	-1.0
Secondary products and miscellaneous receipts.....		311412-SM						
Miscellaneous receipts.....		311412-M	12/98	137.5	137.1	-	-	-
Secondary products.....		311412-S	12/82	148.9	151.5	150.7	7.8	-0.5
Fruit & vegetable canning, pickling & drying.....	31142		12/03	121.6	126.3	126.4	11.1	0.1
Fruit and vegetable canning.....	311421		06/81	178.5	186.4	186.9	11.8	0.3
Primary products.....		311421-P	06/81	178.5	187.6	187.8	12.1	0.1
Canned catsup and other tomato based sauces.....		311421-D	06/81	172.5	179.4	177.2	11.7	-1.2
Canned jams, jellies and preserves.....		311421-G	06/81	174.2	185.1	183.8	9.3	-0.7
Canned fruit juices, nectars and concentrates.....		311421-J	06/95	151.4	160.2	156.1	5.2	-2.6
Fresh fruit juices and nectars.....		311421-N	06/95	128.0	132.0	131.9	7.1	-0.1
Pickles and other pickled products.....		311421-Q	06/81	216.4	216.4	223.9	5.7	3.5
Canned fruits, except baby foods.....		311421-1	06/81	178.7	195.0	194.9	16.2	-0.1

See footnotes at end of table.

Table 5. Producer price indexes for the net output of selected industries and their products, not seasonally adjusted — Continued

Industry and product ¹	Industry code	Product code	Index base	Index			Percent change to Dec. 2008 from:	
				Aug. 2008 ²	Nov. 2008 ²	Dec. 2008 ²	Dec. 2007	Nov. 2008
Fruit and vegetable canning - Continued								
Canned vegetables, except hominy and mushrooms.....		311421-4	06/81	172.7	184.6	191.7	27.5	3.8
Secondary products and miscellaneous receipts.....		311421-SM						
Miscellaneous receipts.....		311421-M	06/81	125.9	—	125.8	0.9	—
Secondary products.....		311421-S	06/81	197.7	196.9	199.9	12.2	1.5
Specialty canning.....	311422		12/82	201.2	208.0	210.8	9.6	1.3
Primary products.....		311422-P	12/82	208.7	216.1	219.3	11.1	1.5
Canned soups, except frozen and seafood.....		311422-A	12/82	263.3	276.8	279.4	11.5	0.9
Canned dry beans.....		311422-7	12/82	141.7	141.0	145.5	10.3	3.2
Canned baby foods (except cereal & biscuits) and other canned specialties and nationality foods.....		311422-9	06/08	99.5	101.8	103.5	—	1.7
Secondary products and miscellaneous receipts.....		311422-SM						
Secondary products.....		311422-S	12/82	168.6	—	174.9	4.7	—
Dried and dehydrated food manufacturing.....	311423		12/82	193.8	198.7	194.4	10.2	-2.2
Primary products.....		311423-P	12/82	194.8	198.0	196.4	12.3	-0.8
Soup mixes (incl oriental, dried and dehydrated, & freeze-dried) and bouillon.....		311423-1	12/82	190.7	196.7	197.0	30.6	0.2
Dried and dehydrated fruits and vegetables including freeze-dried.....		311423-5	12/82	194.0	196.4	193.8	5.3	-1.3
Macaroni & noodle products, purchased, packaged w/ other ingredients, ex canned or frozen.....		311423-7	06/98	132.4	132.3	132.3	11.9	0.0
Secondary products and miscellaneous receipts.....		311423-SM						
Miscellaneous receipts.....		311423-M	09/86	225.7	—	229.0	5.3	—
Secondary products.....		311423-S	12/82	164.9	167.2	158.2	-0.4	-5.4
Dairy product mfg.....	3115		12/84	181.9	175.4	172.2	-6.7	-1.8
Dairy product (except frozen) mfg.....	31151		12/03	132.4	126.8	124.2	-7.8	-2.1
Fluid milk manufacturing.....	311511		12/82	205.1	199.2	190.9	-7.0	-4.2
Primary products.....		311511-P	12/82	201.1	194.9	185.8	-7.3	-4.7
Yogurt, except frozen.....		311511-A	12/82	151.9	151.9	151.7	6.2	-0.1
Perishable dairy product substitutes.....		311511-D	12/91	130.8	130.9	130.9	1.5	0.0
Other packaged milk products.....		311511-G	12/91	181.7	178.6	174.6	-2.5	-2.2
Fluid milk and cream, bulk sales.....		311511-1	12/91	142.6	137.9	123.4	-11.3	-10.5
Fluid milk and related products, packaged (incl. cartons, bottles, cans, etc.) excl. U.H.T.....		311511-5	12/82	219.6	211.6	201.8	-8.9	-4.6
Fluid milk, whole, packaged, except U.H.T.....		311511-51	12/82	210.9	204.2	193.4	-9.5	-5.3
Fluid milk, lowfat, packaged, except U.H.T.....		311511-52	12/82	240.7	228.6	216.8	-11.5	-5.2
Fluid milk, skim, packaged, except U.H.T.....		311511-53	12/82	245.9	231.0	217.2	-14.9	-6.0
Other fluid milk related products, packaged, incl. cartons, bottles, cans, and dispenser cans.....		311511-54	06/98	148.0	148.7	148.0	5.4	-0.5
Cottage cheese (including bakers', pot, and farmers' cheese).....		311511-7	12/82	222.4	209.7	202.5	-12.4	-3.4
Secondary products and miscellaneous receipts.....		311511-SM						
Miscellaneous receipts.....		311511-M	12/82	223.5	225.4	222.9	4.4	-1.1
Secondary products.....		311511-S	12/82	170.5	162.9	157.7	-12.4	-3.2
Creamery butter manufacturing.....	311512		06/84	122.7	116.0	94.4	-16.5	-18.6
Primary products.....		311512-P	06/84	119.9	121.4	97.0	-2.0	-20.1
Creamery butter manufacturing.....		311512-0	06/84	119.9	121.4	97.0	-2.0	-20.1
Secondary products and miscellaneous receipts.....		311512-SM						
Secondary products.....		311512-S	06/84	109.9	75.5	68.1	-51.8	-9.8
Cheese manufacturing.....	311513		06/81	175.3	166.2	170.2	-7.6	2.4
Primary products.....		311513-P	06/81	172.6	163.4	168.0	-4.7	2.8
Raw liquid whey.....		311513-A	12/04	156.3	104.0	107.6	-59.0	3.5
Natural cheese (cheddar, Swiss, Italian, brick, cream, grated, dried etc.) excl cottage cheese.....		311513-1	06/81	163.9	155.7	161.4	-4.6	3.7
Natural cheese, except lowfat, shipped in consumer packages or containers (3 lbs or less).....		311513-1111	12/04	115.2	116.3	116.0	10.3	-0.3
Natural cheese, except lowfat, shipped in packages or containers (more than 3 lbs) or bulk.....		311513-1121	12/04	113.7	105.0	110.9	-10.3	5.6
Low fat natural cheese, except cottage cheese, shipped in all sizes.....		311513-1151	12/04	118.0	108.3	114.4	-11.2	5.6
Processed cheese and related products.....		311513-4	06/81	173.3	162.3	164.0	-3.9	1.0
Cheese substitutes and imitations.....		311513-7	12/04	152.3	153.5	147.1	12.9	-4.2
Secondary products and miscellaneous receipts.....		311513-SM						
Miscellaneous receipts.....		311513-M	06/81	189.7	172.7	169.5	-20.0	-1.9
Secondary products.....		311513-S	06/81	137.9	135.9	138.6	-20.8	2.0
Dry, condensed, and evaporated dairy products.....	311514		12/83	180.9	170.8	164.4	-10.4	-3.7
Primary products.....		311514-P	12/83	203.6	186.9	182.9	-13.9	-2.1
Dairy product substitutes.....		311514-D	06/92	146.5	146.5	146.5	0.5	0.0
Dry milk products and mixtures.....		311514-1	12/83	182.8	150.4	145.4	-32.3	-3.3

See footnotes at end of table.

Table 5. Producer price indexes for the net output of selected industries and their products, not seasonally adjusted — Continued

Industry and product ¹	Industry code	Product code	Index base	Index			Percent change to Dec. 2008 from:	
				Aug. 2008 ²	Nov. 2008 ²	Dec. 2008 ²	Dec. 2007	Nov. 2008
Dry, condensed, and evaporated dairy products - Continued								
Canned milk products (consumer-type cans), except substitutes.....		311514-5	12/83	267.7	275.6	275.7	22.9	0.0
Concentrated milk products shipped in bulk (barrels, drums, and tanks).....		311514-7	12/83	178.7	143.6	128.3	-38.5	-10.7
Secondary products and miscellaneous receipts.....		311514-SM						
Miscellaneous receipts.....		311514-M	12/83	172.9	—	—	—	—
Secondary products.....		311514-S	12/83	112.2	119.3	107.9	6.2	-9.6
Ice cream and frozen dessert mfg.....	31152		12/03	114.8	115.7	115.1	1.2	-0.5
Ice cream and frozen dessert manufacturing.....	311520		06/83	184.4	185.9	185.0	1.3	-0.5
Primary products.....		311520-P	06/83	185.2	186.5	186.8	1.5	0.2
Ice cream and frozen dessert manufacturing.....		311520-0	06/83	185.2	186.5	186.8	1.5	0.2
Ice cream, excl. lowfat and nonfat (incl custards), shipped in bulk (containers 3 gal or more).....		311520-01	06/83	193.4	195.6	197.3	3.1	0.9
Ice cream, excl. lowfat and nonfat (incl custards), shipped in sizes (less than 3 gal).....		311520-02	06/83	189.0	190.6	189.3	-0.3	-0.7
Ice cream, excluding lowfat and nonfat (including custards), novelty forms.....		311520-03	06/92	135.1	135.7	136.9	3.3	0.9
Lowfat and nonfat ice cream (including custards).....		311520-04	12/98	116.3	116.5	119.4	3.4	2.5
Other frozen desserts (yogurt, sherbet, water ices, mellorine, frozen pudding etc.).....		311520-05	12/98	128.9	129.8	130.1	3.0	0.2
Secondary products and miscellaneous receipts.....		311520-SM						
Miscellaneous receipts.....		311520-M	06/83	201.5	200.9	188.1	0.6	-6.4
Secondary products.....		311520-S	06/83	157.7	162.8	159.8	-1.7	-1.8
Animal slaughtering & processing.....	31161		12/84	156.6	145.9	142.7	5.5	-2.2
Animal, except poultry, slaughtering.....	311611		12/80	167.0	149.2	145.2	6.1	-2.7
Primary products.....		311611-P	12/80	168.1	152.6	148.4	7.7	-2.8
Pork, not canned or made into sausage, made in slaughtering plants.....		311611-A	12/80	164.7	127.8	124.0	-0.4	-3.0
Lard, made in slaughtering plants.....		311611-D	12/80	460.9	335.8	254.0	-19.2	-24.4
Pork, processed or cured, not canned or made into sausage, made in slaughtering plants.....		311611-G	12/80	152.4	146.8	156.8	16.4	6.8
Sausage and similar products, except canned, made in slaughtering plants.....		311611-J	12/80	142.7	157.3	157.0	11.3	-0.2
Hides, skins, and pelts, made in slaughtering plants.....		311611-Q	12/80	169.4	166.0	153.5	-7.9	-7.5
Miscellaneous byproducts of slaughtering plants.....		311611-R	12/80	380.0	225.8	211.7	-7.5	-6.2
Beef, not canned or made into sausage, made in slaughtering plants.....		311611-1	12/80	161.2	155.4	150.8	12.0	-3.0
Fresh and frozen whole carcass and half carcass beef; not canned or made into sausage, m.i.s.p.....		311611-1A	12/80	159.2	155.3	155.7	7.8	0.3
Fresh and frozen beef primal cuts, not canned or made into sausage, m.i.s.p.....		311611-1B	06/08	102.1	90.7	90.3	—	-0.4
Fresh/frozen subprimal & fabricated cuts (boxed beef), not canned or made into sausage, m.i.s.p.....		311611-1C	12/95	155.0	150.4	151.2	10.0	0.5
Other fresh and frozen beef subprimal or fabricated cuts, not canned or sausage, m.i.s.p.....		311611-1D	06/08	113.8	93.4	85.7	—	-8.2
Fresh and frozen boneless beef including hamburger, not canned or made into sausage, m.i.s.p.....		311611-1E	12/80	126.4	126.4	117.6	22.1	-7.0
Fresh & frozen beef variety meats incl. edible organs not canned or made into sausage, m.i.s.p.....		311611-1F	12/80	239.9	210.4	151.8	35.5	-27.9
Veal, not canned or made into sausage, made in slaughtering plants.....		311611-4	01/89	105.5	101.6	94.8	—	-6.7
Lamb and mutton, not canned or made into sausage, made in slaughtering plants.....		311611-7	12/95	157.8	157.9	154.5	13.3	-2.2
Secondary products and miscellaneous receipts.....		311611-SM						
Miscellaneous receipts.....		311611-M	06/01	134.6	128.4	132.1	9.4	2.9
Secondary products.....		311611-S	12/80	127.4	68.0	60.6	-35.9	-10.9
Meat processed from carcasses.....	311612		12/82	152.5	149.4	146.3	7.2	-2.1
Primary products.....		311612-P	12/82	146.8	144.7	141.2	7.4	-2.4
Other processed, frozen, or cooked meats, made from purchased carcasses.....		311612-A	12/82	155.7	153.4	147.6	10.0	-3.8
Boxed meat (beef, pork, lamb, etc.), made from purchased carcasses.....		311612-A1	06/08	107.3	102.5	101.3	—	-1.2
Frozen ground meat patties, made from purchased carcasses.....		311612-A2	12/88	161.5	158.2	147.8	18.2	-6.6
Frozen portion control meats, made from purchased carcasses.....		311612-A3	12/88	139.9	152.7	137.4	4.2	-10.0
Pork rind pellets (incl cracklings), oth proc, froz or cooked meats & collagen sausage casings.....		311612-A4	12/88	127.2	126.7	123.2	5.1	-2.8
Pork, processed or cured, not canned or made into sausage, mfpc.....		311612-1	12/82	118.4	114.4	112.2	1.0	-1.9
Pickled, dry salt/dry-cured pork, slab bacon, lard, not canned or made into sausage, mfpc.....		311612-1Q	06/08	106.9	—	104.2	—	—
Smoked hams and picnics, except canned, made from purchased carcasses.....		311612-12	06/08	113.2	108.9	101.1	—	-7.2

See footnotes at end of table.

Table 5. Producer price indexes for the net output of selected industries and their products, not seasonally adjusted — Continued

Industry and product ¹	Industry code	Product code	Index base	Index			Percent change to Dec. 2008 from:	
				Aug. 2008 ²	Nov. 2008 ²	Dec. 2008 ²	Dec. 2007	Nov. 2008
Meat processed from carcasses - Continued								
Smoked sliced bacon, made from purchased carcasses..		311612-14	06/08	103.3	101.2	101.5	-	0.3
Other smoked pork, not canned or made into sausage, made from purchased carcasses.....		311612-15	06/08	107.5	91.2	94.9	-	4.1
Boiled ham, barbecue pork, and other cooked pork, except canned meats and sausage, mfpc.....		311612-16	06/08	100.5	103.9	103.5	-	-0.4
Sausage and similar products, except canned, made from purchased carcasses.....		311612-4	12/82	155.7	155.2	154.0	8.9	-0.8
Fresh sausage (pork sausage, breakfast links, etc.), except canned, mfpc.....		311612-41	12/82	186.8	169.1	165.4	4.4	-2.2
Dry or semidry sausage (salami, cervelat, pepperoni, summer sausage, pork roll, etc), mfpc.....		311612-42	12/82	145.9	154.6	152.6	12.1	-1.3
Frankfurters, including wieners, except canned, made from purchased carcasses.....		311612-43	12/82	165.8	166.0	166.7	10.1	0.4
Other sausage (smoked or cooked) & jellied goods & similar preparations, except canned, mfpc.....		311612-44	12/82	141.4	141.5	141.0	8.4	-0.4
Canned meats (except dog, cat and baby food), made from purchased carcasses.....		311612-7	12/82	137.7	141.3	140.3	3.5	-0.7
Secondary products and miscellaneous receipts.....		311612-SM						
Miscellaneous receipts.....		311612-M	12/82	212.8	187.6	187.8	3.2	0.1
Secondary products.....		311612-S	12/82	154.4	155.9	158.2	8.7	1.5
Rendering and meat byproduct processing.....	311613		12/82	269.0	167.1	149.4	-22.6	-10.6
Primary products.....		311613-P	12/82	266.2	171.0	153.2	-18.9	-10.4
Lard and other greases, except wool grease.....		311613-1	12/82	320.0	150.2	121.4	-44.7	-19.2
Animal and marine feed and fertilizer byproducts.....		311613-5	12/82	220.3	161.5	149.6	-5.9	-7.4
Meat and bone meal.....		311613-51	12/82	178.8	134.3	127.5	-3.9	-5.1
Animal and marine feed and fertilizer byproducts, except meat and bone meal.....		311613-52	12/82	286.2	207.4	189.5	-7.0	-8.6
Secondary products and miscellaneous receipts.....		311613-SM						
Miscellaneous receipts.....		311613-M	12/82	241.7	106.2	-	-	-
Poultry processing.....	311615		12/81	148.8	145.2	143.2	5.2	-1.4
Primary products.....		311615-P	12/81	150.6	146.9	144.7	4.9	-1.5
Processed poultry and small game (except soups), containing 20 percent or more poultry or meat.....		311615-D	12/81	142.5	146.6	149.5	8.3	2.0
Young chickens (usually under 20 weeks of age), whole or parts.....		311615-1	12/81	158.7	151.4	148.0	3.4	-2.2
Wet ice packed broilers and fryers (usually under 20 weeks of age), bulk.....		311615-11	12/81	175.0	165.3	167.5	2.6	1.3
Dry ice pack broilers and fryers (usually under 20 weeks of age), bulk.....		311615-12	06/08	97.7	89.0	92.1	-	3.5
Tray pack (consumer packaged) broilers and fryers (usually under 20 weeks of age), chilled.....		311615-13	12/81	131.6	124.2	126.5	1.2	1.9
Other broilers and fryers (usually under 20 weeks of age), including frozen.....		311615-14	12/81	166.5	166.0	149.8	5.0	-9.8
Turkeys (including frozen, whole or parts).....		311615-7	12/81	135.2	136.8	132.2	5.7	-3.4
Secondary products and miscellaneous receipts.....		311615-SM						
Secondary products.....		311615-SS	12/81	65.4	65.3	65.3	-	0.0
Secondary products.....		311615-S	12/81	65.4	65.3	65.3	7.9	0.0
Seafood product preparation & packaging.....	3117		12/03	127.6	128.1	127.5	9.8	-0.5
Seafood product preparation and packaging.....	31171		12/03	127.6	128.1	127.5	9.8	-0.5
Seafood canning.....	311711		12/84	130.0	132.2	131.4	7.1	-0.6
Primary products.....		311711-P	12/84	134.4	137.2	136.6	8.9	-0.4
Canned and cured fish and seafood, including soups, stews, and chowders.....		311711-0	12/84	134.4	137.2	136.6	8.9	-0.4
Secondary products and miscellaneous receipts.....		311711-SM						
Miscellaneous receipts.....		311711-M	06/97	97.8	-	-	-	-
Secondary products.....		311711-S	12/84	145.3	142.3	138.7	-8.0	-2.5
Fresh and frozen seafood processing.....	311712		12/82	207.7	208.1	207.1	10.2	-0.5
Primary products.....		311712-P	12/82	214.0	214.1	213.3	10.3	-0.4
Prepared fresh fish and other fresh seafood.....		311712-1	12/82	261.2	262.9	262.2	2.1	-0.3
Prepared frozen fish.....		311712-2	12/82	227.9	234.1	234.4	14.0	0.1
Prepared frozen shellfish.....		311712-3	12/96	123.7	117.5	116.5	-0.6	-0.9
Prepared frozen shrimp (raw, cooked, and breaded)....		311712-31	12/96	93.3	88.1	87.7	1.3	-0.5
Prepared frozen shellfish (lobster, crab, other shrimp products).....		311712-32	12/96	154.9	149.3	146.6	-5.2	-1.8
Other prepared frozen seafoods.....		311712-4	12/96	170.2	167.2	164.9	25.7	-1.4
Prepared frozen surimi and other prepared frozen seafoods.....		311712-41	06/06	141.5	146.4	145.5	35.6	-0.6
Fresh or frozen fish and marine animal oil, scrap, and meal.....		311712-42	06/06	145.5	121.3	116.1	-1.0	-4.3
Secondary products & miscellaneous receipts.....		311712-SM						
Miscellaneous receipts.....		311712-M	12/82	159.9	162.3	160.0	9.7	-1.4
Secondary products.....		311712-S	12/82	112.6	113.1	113.1	11.2	0.0

See footnotes at end of table.

Table 5. Producer price indexes for the net output of selected industries and their products, not seasonally adjusted — Continued

Industry and product ¹	Industry code	Product code	Index base	Index			Percent change to Dec. 2008 from:	
				Aug. 2008 ²	Nov. 2008 ²	Dec. 2008 ²	Dec. 2007	Nov. 2008
Bakeries & tortilla mfg.	3118		12/03	125.2	126.6	127.0	11.8	0.3
Bread & bakery product mfg.	31181		12/03	126.9	128.7	129.2	12.9	0.4
Retail bakeries.	311811		12/03	121.0	122.4	122.4	13.4	0.0
Primary products.		311811-P	12/99	133.7	135.5	135.5	12.3	0.0
Retail bakery products.		311811-0	12/99	133.7	135.5	135.5	12.3	0.0
Secondary products and miscellaneous receipts.		311811-SM						
Miscellaneous receipts.		311811-M	06/07	122.0	122.0	122.0	20.0	0.0
Commercial bakeries.	311812		06/80	287.6	292.2	293.8	12.2	0.5
Primary products.		311812-P	06/80	290.4	294.8	296.4	11.2	0.5
Pies(fruit, cream, and custard), except frozen.		311812-A	06/80	309.2	301.8	309.4	17.6	2.5
Other sweet goods, except frozen.		311812-D	06/80	261.1	264.0	262.6	6.4	-0.5
Bread (white, wheat, rye, etc.), including frozen.		311812-1	06/80	306.8	312.8	312.8	11.0	0.0
Rolls (bread-type), muffins, bagels and croissants.		311812-5	06/80	276.1	279.8	280.7	12.0	0.3
Soft cakes, except frozen.		311812-7	06/80	291.7	296.7	306.7	12.8	3.4
Secondary products and miscellaneous receipts.		311812-SM						
Miscellaneous receipts.		311812-M	06/80	299.4	308.0	307.7	27.5	-0.1
Secondary products.		311812-S	06/80	198.7	200.4	204.4	8.1	2.0
Frozen cakes and other pastries manufacturing.	311813		06/91	164.9	165.5	165.5	17.4	0.0
Primary products.		311813-P	12/82	228.5	229.6	229.4	16.4	-0.1
Frozen bakery product manufacturing.		311813-0	12/82	228.5	229.6	229.4	16.4	-0.1
Secondary products and miscellaneous receipts.		311813-SM						
Secondary products.		311813-S	06/91	167.1	—	167.1	21.0	—
Cookie, cracker & pasta mfg.	31182		12/03	121.7	122.9	123.4	11.0	0.4
Cookie and cracker manufacturing.	311821		06/83	207.5	211.6	211.1	7.6	-0.2
Primary products.		311821-P	06/83	208.7	212.2	212.6	8.0	0.2
Crackers, biscuits, and related products.		311821-2	06/83	231.2	232.4	232.4	7.4	0.0
Cookies, wafers, and ice cream cones and cups (except frozen).		311821-4	06/83	191.9	196.9	197.5	8.5	0.3
Secondary products and miscellaneous receipts.		311821-SM						
Miscellaneous receipts.		311821-M	06/83	191.0	—	191.1	2.8	—
Secondary products.		311821-S	06/83	186.1	191.3	191.3	9.4	0.0
Mixes and dough made from purchased flour.	311822		06/85	176.0	175.1	178.2	12.6	1.8
Primary products.		311822-P	06/85	167.5	165.8	167.1	7.5	0.8
Prepared flour mixes (incl refrigerated & frozen doughs & batters) made from purchased flour.		311822-0	06/85	167.5	165.8	167.1	7.5	0.8
Cake mixes, incl gingerbread, made from purchased flour.		311822-01	06/92	117.2	117.3	118.8	4.2	1.3
Flour mixes (refrigerated & frozen doughs & batters), ex cake mixes, made from purchased flour.		311822-02	06/85	161.5	159.5	160.6	7.9	0.7
Secondary products and miscellaneous receipts.		311822-SM						
Secondary products.		311822-S	06/85	219.7	—	235.8	41.9	—
Dry pasta manufacturing.	311823		06/85	186.3	185.4	185.4	27.6	0.0
Primary products.		311823-P	06/85	190.4	189.5	189.5	28.2	0.0
Dry macaroni, spaghetti and egg noodle products, mitse (except canned or frozen).		311823-0	06/85	190.4	189.5	189.5	28.2	0.0
Secondary products and miscellaneous receipts.		311823-SM						
Tortilla mfg.	31183		12/03	131.9	128.1	126.7	-0.6	-1.1
Tortilla manufacturing.	311830		12/03	132.0	128.1	126.8	-0.6	-1.0
Primary products.		311830-P	06/91	165.8	157.1	155.7	-0.8	-0.9
Tortillas, sold in bulk or packages, not frozen or canned. ...		311830-0	06/91	165.8	157.1	155.7	-0.8	-0.9
Secondary products and miscellaneous receipts.		311830-SM						
Other food manufacturing.	3119		12/03	121.1	124.3	122.3	7.8	-1.6
Snack food mfg.	31191		12/03	120.8	126.5	126.0	13.2	-0.4
Roasted nuts and peanut butter manufacturing.	311911		12/03	111.8	109.5	109.9	-0.1	0.4
Primary products.		311911-P	12/03	112.9	110.4	110.7	-0.4	0.3
Nuts and seeds (salted, roasted, cooked, or blanched).		311911-1	06/91	145.3	140.8	141.4	-3.5	0.4
Nuts (salted, roasted, cooked, or blanched), sold in bulk.		311911-11	06/91	138.2	130.2	130.6	-12.5	0.3
Canned nuts (salted, roasted, cooked, or blanched).		311911-12	06/91	118.7	118.7	118.7	10.3	0.0
All other packaged nuts, and all seeds (salted, roasted, cooked, or blanched).		311911-13	06/91	151.4	151.4	153.2	6.6	1.2
Peanut butter.		311911-4	12/85	160.9	163.6	163.7	15.4	0.1
Secondary products and miscellaneous receipts.		311911-SM						
Secondary products.		311911-S	06/91	100.9	100.9	100.9	1.2	0.0
Other snack food manufacturing.	311919		06/91	154.4	165.4	164.4	18.4	-0.6
Primary products.		311919-P	12/85	177.5	190.4	189.2	18.8	-0.6
Potato chips and sticks, plain and flavored.		311919-1	12/85	188.0	195.9	197.0	19.4	0.6

See footnotes at end of table.

Table 5. Producer price indexes for the net output of selected industries and their products, not seasonally adjusted — Continued

Industry and product ¹	Industry code	Product code	Index base	Index			Percent change to Dec. 2008 from:	
				Aug. 2008 ²	Nov. 2008 ²	Dec. 2008 ²	Dec. 2007	Nov. 2008
Other snack food manufacturing - Continued								
Corn chips and related products.....		311919-4	12/85	156.5	170.9	170.8	18.2	-0.1
Tortilla chips.....		311919-41	12/06	111.3	122.2	122.1	18.4	-0.1
Corn curls and related products.....		311919-43	06/91	129.7	134.2	134.2	15.7	0.0
Other chips, sticks (hard pretzels, bacon rinds, popcorn (except candied), etc.).....		311919-7	12/03	126.2	139.7	131.7	19.5	-5.7
Secondary products and miscellaneous receipts.....		311919-SM						
Miscellaneous receipts.....		311919-M	06/91	157.5	159.8	159.8	6.7	0.0
Coffee & tea mfg.....	31192		12/03	136.7	137.8	137.2	7.3	-0.4
Coffee and tea manufacturing.....	311920		06/81	191.2	192.8	191.9	7.3	-0.5
Primary products.....		311920-P	06/81	181.8	183.2	182.3	7.4	-0.5
Roasted coffee.....		311920-1	06/81	186.3	187.6	186.3	6.8	-0.7
Whole bean roasted coffee.....		311920-11	06/81	215.1	215.1	215.4	3.2	0.1
Ground roasted coffee (including extended yield).....		311920-19	06/81	183.7	185.2	183.8	7.4	-0.8
Coffee, concentrated, and coffee substitutes.....		311920-5	06/81	181.8	181.8	181.8	13.0	0.0
Tea in consumer packages.....		311920-7	12/85	132.5	135.1	134.9	5.1	-0.1
Secondary products and miscellaneous receipts.....		311920-SM						
Miscellaneous receipts.....		311920-M	12/00	138.7	143.1	143.3	12.9	0.1
Secondary products.....		311920-S	06/81	299.1	298.9	298.7	-0.8	-0.1
Flavoring syrup & concentrate mfg.....	31193		12/03	114.3	115.6	114.8	3.7	-0.7
Flavoring syrup and concentrate manufacturing.....	311930		12/85	169.6	171.5	170.3	3.7	-0.7
Primary products.....		311930-P	12/85	176.6	178.6	176.9	3.3	-1.0
Liquid beverage bases not for use by soft drink bottlers. . . .		311930-1	12/85	166.8	167.9	167.9	4.4	0.0
Liquid beverage bases, concentrates & syrups for sale by soft drink bottlers.....		311930-4	12/85	214.0	218.7	218.5	10.5	-0.1
Other flavoring agents (except chocolate syrups).....		311930-8	12/85	130.4	130.2	127.4	-4.9	-2.2
Secondary products and miscellaneous receipts.....		311930-SM						
Miscellaneous receipts.....		311930-M	12/85	113.8	117.5	-	-	-
Secondary products.....		311930-S	06/07	107.7	107.7	125.1	25.1	16.2
Seasoning & dressing mfg.....	31194		12/03	118.8	119.1	119.3	8.4	0.2
Mayonnaise, dressing, and sauce manufacturing.....	311941		12/03	126.6	125.5	126.0	9.6	0.4
Primary products.....		311941-P	06/81	233.2	229.6	231.4	12.5	0.8
Vinegar and cider.....		311941-1	12/85	135.1	133.2	132.2	3.4	-0.8
Prepared sauces, except tomato.....		311941-4	06/81	181.7	185.7	190.0	9.9	2.3
Prepared mustard.....		311941-41	06/07	107.0	106.5	106.8	6.8	0.3
Other prepared sauces, except tomato (worcestershire,soy, horseradish, meat,veg, seafood, etc.).....		311941-42	06/07	105.7	108.7	111.7	10.6	2.8
Mayonnaise, salad dressings, and sandwich spreads.		311941-7	06/81	248.5	240.7	241.4	14.7	0.3
Spoon-type salad & other dressing (incl refrig & all other semisolid-type dressing) & mayo.....		311941-T	06/07	132.6	126.7	127.1	14.7	0.3
Pourable salad dressing (including reduced calorie, cheese, vinegar and oil etc.).....		311941-74	06/07	118.1	117.4	117.8	14.7	0.3
Secondary products and miscellaneous receipts.....		311941-SM						
Miscellaneous receipts.....		311941-M	06/94	116.1	116.1	116.1	7.6	0.0
Secondary products.....		311941-S	06/81	174.0	176.7	175.1	-0.7	-0.9
Spice and extract manufacturing.....	311942		12/03	109.8	111.5	111.4	7.1	-0.1
Primary products.....		311942-P	12/03	109.6	111.5	111.4	7.5	-0.1
Table salt (evaporated), pepper (white and black), and other spices.....		311942-1	06/85	168.4	173.6	173.4	8.9	-0.1
Table salt (evaporated), pepper (white and black).....		311942-11	06/07	114.3	118.7	-	-	-
Other spices in consumer sizes (less than 1 lb).....		311942-12	06/07	107.2	107.2	107.2	5.7	0.0
Other spices in commercial sizes (1 lb or more).....		311942-13	06/07	109.3	115.1	114.9	10.9	-0.2
Flavoring extracts, emulsions, and other liquid flavors and food colorings (except synthetic).....		311942-5	12/85	145.2	145.7	146.4	7.3	0.5
Dry mix food preparations.....		311942-7	06/91	132.3	133.6	132.5	5.5	-0.8
Dry dip, salad dressing, and seasoning mixes.....		311942-71	06/07	107.1	108.5	107.3	5.7	-1.1
Dry gravy and sauce mixes and frosting mixes.....		311942-72	06/07	104.9	104.9	104.9	4.9	0.0
Secondary products and miscellaneous receipts.....		311942-SM						
Miscellaneous receipts.....		311942-M	12/03	123.2	123.2	123.2	8.3	0.0
Secondary products.....		311942-S	12/03	109.2	110.2	110.2	3.7	0.0
All other food mfg.....	31199		12/03	118.5	122.6	116.7	3.8	-4.8
Perishable prepared food manufacturing.....	311991		12/03	113.6	114.7	115.9	5.7	1.0
Primary products.....		311991-P	12/85	166.7	168.6	170.8	5.4	1.3
Perishable prepared food sold in bulk or packages, not frozen or canned.....		311991-0	12/85	166.7	168.6	170.8	5.4	1.3
Other perishable prepared foods, including pizza bulk/packaged & fresh macaroni/noodle products.		311991-0C	06/08	100.6	102.1	106.1	-	3.9
Salads sold in bulk or packages, not frozen or canned. . .		311991-01	12/01	118.9	119.7	120.9	11.7	1.0

See footnotes at end of table.

Table 5. Producer price indexes for the net output of selected industries and their products, not seasonally adjusted — Continued

Industry and product ¹	Industry code	Product code	Index base	Index			Percent change to Dec. 2008 from:	
				Aug. 2008 ²	Nov. 2008 ²	Dec. 2008 ²	Dec. 2007	Nov. 2008
Perishable prepared food manufacturing - Continued								
Sandwiches, made from bread, sold in bulk or packages, not frozen or canned.....		311991-02	12/01	124.4	126.4	126.1	8.1	-0.2
Vegetables & potatoes peeled or cut for the trade, sold in bulk or packages, not frozen/canned.....		311991-03	12/01	135.9	139.9	139.2	3.8	-0.5
Tamales and other Mexican food specialties sold in bulk or packages, not frozen or canned.....		311991-04	12/01	121.5	121.5	121.4	6.9	-0.1
Prepared meals including meat/poultry pies and tofu, sold in bulk or pkgs, not frozen or canned.....		311991-05	06/08	103.3	102.5	102.6	—	0.1
Secondary products and miscellaneous receipts.....		311991-SM						
Secondary products.....		311991-S	12/03	111.3	111.3	111.3	—	0.0
All other miscellaneous food manufacturing.....	311999		12/03	121.6	127.2	117.6	2.9	-7.5
Primary products.....		311999-P	12/03	122.5	127.7	117.9	2.1	-7.7
Secondary products and miscellaneous receipts.....		311999-SM						
Miscellaneous receipts.....		311999-M	12/03	126.2	—	—	—	—
Secondary products.....		311999-S	12/03	107.0	115.4	120.6	15.7	4.5
Beverage & tobacco mfg.....	312		12/03	114.8	115.7	115.8	4.1	0.1
Beverage mfg.....	3121		12/84	162.5	164.2	164.2	4.7	0.0
Soft drink & ice mfg.....	31211		12/03	114.9	115.5	115.9	4.8	0.3
Soft drink manufacturing.....	312111		06/81	187.0	188.1	188.8	5.1	0.4
Primary products.....		312111-P	06/81	187.2	188.3	188.8	5.2	0.3
Non-carbonated soft drinks.....		312111-A	12/00	130.3	127.0	133.1	8.9	4.8
Bottled carbonated soft drinks.....		312111-1	12/96	141.6	144.4	142.5	3.9	-1.3
Canned carbonated soft drinks.....		312111-4	12/96	119.9	121.5	119.9	3.8	-1.3
Secondary products and miscellaneous receipts.....		312111-SM						
Miscellaneous receipts.....		312111-M	06/81	177.7	180.1	185.2	5.8	2.8
Secondary products.....		312111-S	06/81	227.3	226.5	223.5	2.9	-1.3
Bottled water manufacturing.....	312112		12/03	99.1	98.6	98.5	-0.4	-0.1
Primary products.....		312112-P	12/03	99.0	98.5	98.3	-0.5	-0.2
Bottled water.....		312112-0	12/00	97.2	96.7	96.5	-0.5	-0.2
Secondary products and miscellaneous receipts.....		312112-SM						
Ice manufacturing.....	312113		12/85	183.8	183.8	188.0	4.1	2.3
Primary products.....		312113-P	12/85	175.1	175.1	179.2	4.2	2.3
Ice manufacturing.....		312113-0	12/03	117.3	117.3	120.1	4.3	2.4
Secondary products and miscellaneous receipts.....		312113-SM						
Miscellaneous receipts.....		312113-M	08/98	103.6	103.6	103.6	-0.1	0.0
Breweries.....	31212		12/03	108.5	111.4	110.9	5.7	-0.4
Breweries.....	312120		06/82	162.8	167.2	166.3	5.7	-0.5
Primary products.....		312120-P	06/82	162.7	167.2	166.3	5.7	-0.5
Bottled beer and ale case goods.....		312120-A	06/82	140.4	145.9	144.1	5.6	-1.2
Canned beer and ale case goods.....		312120-1	06/82	172.0	175.2	175.2	5.6	0.0
Beer and ale in barrels and kegs.....		312120-7	06/82	201.7	209.3	207.6	7.1	-0.8
All other malt beverages and brewing products.....		312120-9	06/82	195.4	196.2	196.2	4.4	0.0
Secondary products and miscellaneous receipts.....		312120-SM						
Miscellaneous receipts.....		312120-M	12/02	119.8	—	—	—	—
Wineries.....	31213		12/03	114.2	115.0	115.0	1.0	0.0
Wineries.....	312130		12/83	158.7	159.8	159.8	1.0	0.0
Primary products.....		312130-P	12/83	162.3	163.3	163.3	0.9	0.0
Wines, brandy, and brandy spirits.....		312130-0	12/98	115.9	116.6	116.6	0.9	0.0
Other wines, brandy, and brandy spirits.....		312130-0B	06/06	103.1	104.2	104.2	0.5	0.0
White grape wines, 14 percent or less.....		312130-01	12/83	140.1	140.8	140.8	1.8	0.0
Red grape wines, 14 percent or less.....		312130-02	12/83	195.5	195.5	195.5	-0.1	0.0
Secondary products and miscellaneous receipts.....		312130-SM						
Miscellaneous receipts.....		312130-M	12/91	135.4	140.7	140.7	4.7	0.0
Distilleries.....	31214		12/03	115.5	114.8	113.8	6.8	-0.9
Distilleries.....	312140		06/83	190.1	189.0	187.3	6.8	-0.9
Primary products.....		312140-P	06/83	185.6	184.5	182.8	7.0	-0.9
Bottled liquor, except brandy.....		312140-4	06/83	187.1	187.2	187.2	3.5	0.0
Secondary products and miscellaneous receipts.....		312140-SM						
Tobacco mfg.....	3122		12/84	450.3	451.6	452.5	3.1	0.2
Tobacco stemming & redrying.....	31221		06/84	113.3	113.3	113.3	1.4	0.0
Tobacco stemming and redrying.....	312210		06/84	113.3	113.3	113.3	1.4	0.0
Primary products.....		312210-P	06/84	108.8	108.8	108.8	1.4	0.0
Unstemmed leaf tobacco, redried before packing.....		312210-1	12/03	105.9	105.9	105.9	1.4	0.0
Tobacco, stemmed.....		312210-4	06/84	104.3	104.3	104.3	1.5	0.0

See footnotes at end of table.

Table 5. Producer price indexes for the net output of selected industries and their products, not seasonally adjusted — Continued

Industry and product ¹	Industry code	Product code	Index base	Index			Percent change to Dec. 2008 from:	
				Aug. 2008 ²	Nov. 2008 ²	Dec. 2008 ²	Dec. 2007	Nov. 2008
Tobacco product mfg.	31222		12/82	491.2	492.7	493.6	3.1	0.2
Cigarette Manufacturing.	312221		12/82	493.2	494.3	494.3	2.8	0.0
Primary products.		312221-P	12/82	505.3	506.5	506.5	2.8	0.0
Cigarettes, including nontobacco cigarettes.		312221-0	12/04	118.3	118.6	118.6	2.8	0.0
Other tobacco product manufacturing.	312229		12/03	115.0	116.1	118.4	6.4	2.0
Primary products.		312229-P	12/03	116.4	117.5	119.9	6.6	2.0
Cigars.		312229-1	12/82	380.0	391.1	415.7	14.7	6.3
Chewing and smoking tobacco.		312229-4	12/82	454.6	458.7	460.2	3.3	0.3
Smoking tobacco.		312229-41	12/05	110.8	110.8	110.8	4.0	0.0
Looseleaf chewing tobacco, snuff, and all other chewing tobacco.		312229-42	12/05	106.6	107.8	108.2	3.2	0.4
Secondary products and miscellaneous receipts.		312229-SM						
Textile mills.	313		12/03	114.2	115.0	113.4	3.8	-1.4
Fiber, yarn, and thread mills.	3131		12/84	123.3	123.7	119.7	3.3	-3.2
Fiber, yarn, and thread mills.	31311		12/84	123.3	123.7	119.7	3.3	-3.2
Yarn spinning mills.	313111		12/82	109.8	109.3	106.8	3.3	-2.3
Primary products.		313111-P	12/82	109.5	108.9	106.4	3.1	-2.3
Carded cotton yarns.		313111-1	12/82	84.0	82.8	82.1	4.5	-0.8
Combed cotton yarns.		313111-3	12/82	102.9	100.3	98.6	2.1	-1.7
Spun noncellulosic fiber and other natural fiber yarns.		313111-6	12/96	117.2	117.7	113.2	1.5	-3.8
Polyester spun yarn, gray.		313111-61	06/08	104.4	101.8	101.6	-	-0.2
Other spun noncellulosic fibers and other natural fiber yarns, gray.		313111-63	12/96	118.9	121.3	121.3	6.8	0.0
Other noncell. fibers & other natural yarns, spun & finished in the same est.		313111-64	06/08	100.2	103.2	89.6	-	-13.2
Wool yarns, including new, reused, and reprocessed wool.		313111-9	12/96	137.9	138.1	138.1	3.8	0.0
Secondary products and miscellaneous receipts.		313111-SM						
Yarn texturizing and twisting mills.	313112		12/82	152.7	155.0	147.6	3.1	-4.8
Primary products.		313112-P	12/82	153.3	155.8	148.3	3.2	-4.8
Textured/crimped/bulked filament yarns, incl. stretch yarn, made from purchased filament yarn.		313112-5	12/82	161.4	161.7	157.6	5.9	-2.5
Commission receipts for throwing, texturing, or winding filament yarns.		313112-8	12/82	121.1	121.1	121.1	0.6	0.0
Secondary products and miscellaneous receipts.		313112-SM						
Thread mills.	313113		12/03	121.3	121.3	121.7	5.4	0.3
Primary products.		313113-P	06/84	184.1	184.2	184.1	5.1	-0.1
Thread.		313113-0	12/00	123.1	123.2	123.2	5.2	0.0
Secondary products and miscellaneous receipts.		313113-SM						
Fabric mills.	3132		12/03	111.0	111.6	110.3	3.2	-1.2
Broadwoven fabric mills.	31321		12/03	113.2	113.1	109.6	0.0	-3.1
Broadwoven fabric mills.	313210		12/03	113.2	113.1	109.6	0.1	-3.1
Primary products.		313210-P	12/03	111.4	111.5	108.3	-0.4	-2.9
Manmade fiber broadwoven fabrics, combinations of spun/filament yarns (exc wool blends) (gray).		313210-A	04/85	114.4	114.5	114.5	1.3	0.0
Manmade fiber broadwoven fabrics 85% or more filament yarns (exc rayon/acetate/lyocell) (gray).		313210-G	06/81	130.1	128.3	128.2	-5.0	-0.1
Manmade fiber broadwoven plain weave fabrics 85% or more spun yarns (exc pile/wool blends) gra.		313210-H	06/87	85.5	85.5	80.5	-5.4	-5.8
Manmade fiber broadwoven twill fabrics, 85% or more spun yarns (exc. pile/wool blends) (gray).		313210-J	06/87	110.3	110.3	110.3	2.9	0.0
Finished manmade fiber and silk broadwoven fabrics, finished in weaving mills.		313210-K	06/81	150.6	140.8	131.3	-2.5	-6.7
Finished broadwoven wool fabrics and felts (finished in weaving mills).		313210-U	06/85	130.7	135.6	133.8	2.5	-1.3
Fabricated textile products, made in weaving mills.		313210-W	12/06	102.3	-	103.8	3.0	-
Cotton broadwoven plain weave fabrics (excluding pile) (gray goods).		313210-1	06/87	111.9	111.5	109.0	0.2	-2.2
Cotton broadwoven twill weave fabrics (excluding pile) (gray goods).		313210-3	06/87	94.0	94.1	-	-	-
Finished cotton broadwoven fabrics, finished in weaving mills.		313210-9	12/80	119.0	117.9	117.8	6.2	-0.1
Secondary products and miscellaneous receipts.		313210-SM						
Secondary products.		313210-S	12/03	153.4	149.2	137.0	9.2	-8.2
Narrow fabric mills and schiffli embroidery.	31322		06/84	134.4	137.6	137.2	3.4	-0.3
Narrow fabric mills.	313221		06/84	134.1	137.8	137.4	3.1	-0.3
Primary products.		313221-P	06/84	134.9	138.4	137.9	2.6	-0.4
Woven narrow fabrics (12 inches or less in width).		313221-1	06/84	133.5	137.8	137.1	3.9	-0.5
Braided narrow fabrics (12 inches or less in width).		313221-3	06/84	160.3	161.6	161.6	1.5	0.0

See footnotes at end of table.

Table 5. Producer price indexes for the net output of selected industries and their products, not seasonally adjusted — Continued

Industry and product ¹	Industry code	Product code	Index base	Index			Percent change to Dec. 2008 from:	
				Aug. 2008 ²	Nov. 2008 ²	Dec. 2008 ²	Dec. 2007	Nov. 2008
Narrow fabric mills - Continued								
Secondary products and miscellaneous receipts.....		313221-SM						
Secondary products.....		313221-S	06/84	119.4	124.5	124.5	3.5	0.0
Schiffli machine embroidery.....	313222		06/85	163.2	163.2	163.2	6.6	0.0
Primary products.....		313222-P	06/85	168.6	168.6	168.6	8.4	0.0
Schiffli machine embroideries.....		313222-0	06/85	168.6	168.6	168.6	8.4	0.0
Secondary products and miscellaneous receipts.....		313222-SM						
Nonwoven fabric mills.....	31323		12/03	115.5	116.9	116.0	7.6	-0.8
Nonwoven fabric mills.....	313230		12/85	138.0	139.7	138.6	7.6	-0.8
Primary products.....		313230-P	12/85	139.4	141.4	140.0	8.3	-1.0
Nonwoven fabrics.....		313230-1	12/85	138.5	137.3	136.1	4.5	-0.9
Pressed, punched, or needled felts (except hats).....		313230-5	12/85	146.7	162.3	159.9	28.8	-1.5
Secondary products and miscellaneous receipts.....		313230-SM						
Knit fabric mills.....	31324		12/03	101.2	101.9	106.0	6.9	4.0
Weft knit fabric mills.....	313241		12/03	104.9	105.7	112.0	8.8	6.0
Primary products.....		313241-P	06/81	99.2	99.4	108.2	11.3	8.9
Weft (circular) knit fabrics greige goods (excluding hosiery).....		313241-1	06/81	114.5	114.5	146.0	30.4	27.5
Finished weft (circular) knit fabrics (excluding hosiery).....		313241-3	12/94	89.1	89.3	89.3	2.4	0.0
Nonapparel items & commission receipts for knitting/finishing weft knit fabrics (excl hosiery).....		313241-6	06/81	106.4	106.8	106.2	-0.4	-0.6
Secondary products and miscellaneous receipts.....		313241-SM						
Other knit fabric and lace mills.....	313249		12/03	95.9	96.4	97.6	4.1	1.2
Primary products.....		313249-P	06/81	112.5	113.1	114.5	2.1	1.2
Warp knit fabric greige goods.....		313249-1	06/81	129.9	130.5	133.5	—	2.3
Finished warp knit fabrics.....		313249-3	12/03	89.6	90.2	91.0	2.0	0.9
Contract/commission receipts for knitting and/or finishing warp knit fabrics, lace or net goods.....		313249-7	12/03	96.4	96.4	—	—	—
Textile and fabric finishing mills.....	3133		12/03	115.4	117.0	116.4	4.8	-0.5
Textile and fabric finishing mills.....	31331		12/03	113.0	114.8	114.0	3.7	-0.7
Broadwoven fabric finishing mills.....	313311		12/03	116.5	118.7	117.6	4.1	-0.9
Primary products.....		313311-P	12/03	117.4	119.7	118.5	4.2	-1.0
Finished cotton broadwoven fabrics, finished in finishing mills.....		313311-1	06/84	138.1	138.0	—	—	—
Job or commission finishing of cotton broadwoven fabrics.....		313311-3	06/84	167.2	167.8	166.0	0.9	-1.1
Finished manmade fiber and silk broadwoven fabrics, finished in finishing mills.....		313311-5	06/84	159.2	165.5	162.3	3.7	-1.9
Job or commission finishing of manmade fiber and silk broadwoven fabrics.....		313311-7	06/84	159.5	163.0	162.8	10.4	-0.1
Secondary products and miscellaneous receipts.....		313311-SM						
Other textile and fabric finishing mills.....	313312		12/03	106.2	107.1	106.9	3.0	-0.2
Primary products.....		313312-P	12/03	106.9	108.0	107.8	3.4	-0.2
Finished fabrics (except broadwoven) and other finished textiles.....		313312-0	12/03	106.9	108.0	107.8	3.4	-0.2
Secondary products and miscellaneous receipts.....		313312-SM						
Fabric coating mills.....	31332		12/03	127.6	128.3	128.6	9.6	0.2
Fabric coating mills.....	313320		06/85	180.2	181.1	181.6	9.6	0.3
Primary products.....		313320-P	06/85	178.0	179.0	179.5	9.9	0.3
Vinyl coated fabrics, including expanded vinyl coated.....		313320-1	06/85	189.2	190.2	191.2	18.5	0.5
Vinyl coated fabrics, incl expanded vinyl coated, heavyweight fabrics, more than 16oz per sq y.....		313320-13	06/06	119.8	120.4	120.0	16.3	-0.3
Rubber coated fabrics.....		313320-4	12/03	122.1	122.7	125.0	11.2	1.9
Other coated or laminated fabrics and coated yarns, not rubberized.....		313320-5	06/06	104.9	105.4	105.2	3.5	-0.2
Other coated or laminated fabrics, excluding rubberized fabrics.....		313320-52	06/85	174.9	175.6	175.2	2.6	-0.2
All other coated fabrics and yarns, all types except rubberized.....		313320-54	06/06	105.8	106.7	106.4	5.3	-0.3
Secondary products and miscellaneous receipts.....		313320-SM						
Miscellaneous receipts.....		313320-M	12/92	174.2	174.2	174.2	13.7	0.0
Secondary products.....		313320-S	06/85	157.4	158.3	158.3	1.3	0.0
Textile product mills.....	314		12/03	113.7	114.2	114.4	3.8	0.2
Textile furnishings mills.....	3141		12/03	113.0	113.0	113.9	2.8	0.8
Carpet and rug mills.....	31411		12/84	145.8	146.7	147.8	3.6	0.7
Carpet and rug mills.....	314110		06/90	133.5	134.3	135.2	3.5	0.7
Primary products.....		314110-P	06/90	134.5	135.0	136.0	3.1	0.7
Woven carpets and rugs.....		314110-1	06/85	178.9	—	178.9	2.1	—

See footnotes at end of table.

Table 5. Producer price indexes for the net output of selected industries and their products, not seasonally adjusted — Continued

Industry and product ¹	Industry code	Product code	Index base	Index			Percent change to Dec. 2008 from:	
				Aug. 2008 ²	Nov. 2008 ²	Dec. 2008 ²	Dec. 2007	Nov. 2008
Carpet and rug mills - Continued								
Tufted carpets and rugs.....		314110-2	12/79	185.3	186.1	187.5	3.2	0.8
Secondary products and miscellaneous receipts.....		314110-SM						
Secondary products.....		314110-S	08/05	94.8	—	—	—	—
Curtain and linen mills.....	31412		12/03	104.4	103.2	104.1	1.5	0.9
Curtain and drapery mills.....	314121		06/84	165.3	166.9	166.9	3.9	0.0
Primary products.....		314121-P	06/84	156.2	157.6	157.7	3.3	0.1
Curtains and draperies.....		314121-0	06/84	156.2	157.6	157.7	3.3	0.1
Woven window curtains (except custom made), all fabrics, including glass.....		314121-02	06/84	142.8	142.5	142.6	1.9	0.1
Woven draperies (except custom made), all fabrics, including glass.....		314121-03	06/84	165.1	169.6	169.6	4.5	0.0
Custom drapes and curtains.....		314121-04	06/05	105.6	106.5	106.5	2.5	0.0
Curtains and draperies, knit, including lace curtains made from purchased fabric.....		314121-05	06/98	124.2	124.2	124.2	6.1	0.0
Secondary products and miscellaneous receipts.....		314121-SM						
Miscellaneous receipts.....		314121-M	06/05	112.0	112.0	112.0	7.3	0.0
Secondary products.....		314121-S	06/84	171.0	175.6	175.2	6.2	-0.2
Other household textile product mills.....	314129		06/83	120.8	118.8	120.0	0.9	1.0
Primary products.....		314129-P	06/83	118.5	116.3	117.7	2.0	1.2
Bedspreads and bedsets.....		314129-1	06/83	106.1	106.1	106.3	-0.3	0.2
Sheets and pillowcases.....		314129-3	06/83	104.5	104.5	104.9	0.4	0.4
Other household textile products.....		314129-6	06/83	120.6	120.6	122.8	2.0	1.8
Secondary products and miscellaneous receipts.....		314129-SM						
Miscellaneous receipts.....		314129-M	06/83	134.9	134.9	134.9	-6.6	0.0
Secondary products.....		314129-S	06/83	145.4	145.4	145.4	0.0	0.0
Other textile product mills.....	3149		12/03	115.3	116.7	115.6	6.0	-0.9
Textile bag and canvas mills.....	31491		12/03	115.2	118.8	118.1	4.3	-0.6
Textile bag mills.....	314911		12/85	154.5	161.1	156.6	1.0	-2.8
Primary products.....		314911-P	12/85	148.9	155.2	150.6	0.7	-3.0
Textile bags.....		314911-0	12/03	114.2	119.1	115.5	0.8	-3.0
All other textile bags.....		314911-02	12/85	154.4	157.3	155.6	-2.6	-1.1
Secondary products and miscellaneous receipts.....		314911-SM						
Canvas and related product mills.....	314912		12/85	236.0	242.6	243.1	5.6	0.2
Primary products.....		314912-P	12/85	243.3	251.2	251.7	6.3	0.2
Canvas and related products.....		314912-0	06/03	116.2	120.0	120.2	6.3	0.2
Secondary products and miscellaneous receipts.....		314912-SM						
Miscellaneous receipts.....		314912-M	06/03	105.6	105.0	105.6	2.4	0.6
Secondary products.....		314912-S	12/85	181.2	181.2	—	—	—
All other textile product mills.....	31499		12/03	115.3	115.9	114.7	6.5	-1.0
Rope, cordage, and twine mills.....	314991		06/85	189.9	192.3	188.4	18.3	-2.0
Primary products.....		314991-P	06/85	181.4	183.2	178.3	12.1	-2.7
Cordage and twine, soft fiber (except cotton).....		314991-3	06/85	150.2	153.7	147.5	11.7	-4.0
Cotton cordage and twine.....		314991-5	06/85	88.6	93.9	91.2	-6.0	-2.9
Secondary products and miscellaneous receipts.....		314991-SM						
Miscellaneous receipts.....		314991-M	12/93	175.5	178.9	178.5	37.3	-0.2
Tire cord and tire fabric mills.....	314992		06/84	145.5	147.5	142.7	17.0	-3.3
Primary products.....		314992-P	06/84	146.6	148.6	143.7	17.1	-3.3
Tire cord and tire fabrics.....		314992-0	06/84	146.6	148.6	143.7	17.1	-3.3
Secondary products and miscellaneous receipts.....		314992-SM						
All other miscellaneous textile product mills.....	314999		12/03	107.9	108.1	107.9	1.7	-0.2
Primary products.....		314999-P	12/03	106.6	107.1	106.9	1.2	-0.2
Recovered fibers, processed mill waste, and related products.....		314999-1	12/85	204.5	210.5	—	—	—
Paddings and upholstery filling, batting and wadding (except foam rubber and plastics).....		314999-3	12/85	124.4	124.4	124.4	-2.7	0.0
Embroideries (excluding Schiffli machine products).....		314999-5	12/85	150.3	150.3	—	—	—
Other trimmings and findings.....		314999-7	12/03	107.2	109.5	—	—	—
All other miscellaneous fabricated textile products.....		314999-8	12/03	105.0	105.2	105.1	1.7	-0.1
Secondary products and miscellaneous receipts.....		314999-SM						
Miscellaneous receipts.....		314999-M	12/03	121.7	120.1	120.1	5.1	0.0
Secondary products.....		314999-S	12/03	105.6	105.6	105.6	1.5	0.0
Apparel manufacturing.....	315		12/03	102.5	102.8	102.8	1.3	0.0
Apparel knitting mills.....	3151		12/84	113.2	113.1	113.1	1.3	0.0
Hosiery and sock mills.....	31511		12/84	113.2	112.9	112.9	0.7	0.0
Sheer hosiery mills.....	315111		06/84	138.8	138.0	139.2	2.0	0.9

See footnotes at end of table.

Table 5. Producer price indexes for the net output of selected industries and their products, not seasonally adjusted — Continued

Industry and product ¹	Industry code	Product code	Index base	Index			Percent change to Dec. 2008 from:	
				Aug. 2008 ²	Nov. 2008 ²	Dec. 2008 ²	Dec. 2007	Nov. 2008
Sheer hosiery mills - Continued								
Primary products.....		315111-P	06/84	140.3	139.3	140.8	2.5	1.1
Women's, misses', & girls' sheer finished hosiery, full-length, knee-length, & below the knee.....		315111-1	12/02	106.2	105.7	107.0	2.6	1.2
Women's, misses', and girls' sheer finished pantyhose, including tights, all needle.....		315111-3	06/84	132.9	131.5	133.2	3.0	1.3
Secondary products and miscellaneous receipts.....		315111-SM						
Other hosiery and sock mills.....	315119		06/84	129.0	128.8	128.3	0.2	-0.4
Primary products.....		315119-P	06/84	128.8	128.6	128.1	0.2	-0.4
Men's finished seamless hosiery and socks (sizes 10 and up).....		315119-1	06/84	150.6	150.6	149.7	-0.1	-0.6
All other finished hosiery, other than sheer.....		315119-3	06/84	107.8	107.8	107.8	0.3	0.0
Seamless hosiery (except sheer), shipped in the greige....		315119-5	06/84	105.5	102.1	102.1	2.4	0.0
Secondary products and miscellaneous receipts.....		315119-SM						
Miscellaneous receipts.....		315119-M	06/90	94.6	94.6	-	-	-
Other apparel knitting mills.....	31519		12/06	104.3	104.4	104.4	2.4	0.0
Outerwear knitting mills.....	315191		12/84	105.1	105.1	105.1	1.3	0.0
Primary products.....		315191-P	12/84	99.7	99.7	99.7	1.2	0.0
Women's, girls', and infants' knit shirts and blouses, made in knitting mills.....		315191-B	12/97	101.5	101.5	101.5	-0.1	0.0
Contract receipts for knitting only or knitting & finishing outerwear knitting mill products.....		315191-E	06/05	100.1	100.1	100.1	0.0	0.0
Gloves and mittens, made in knitting mills.....		315191-G	12/85	115.8	115.8	115.8	0.0	0.0
Hats, mufflers, scarves, and other knitting mill apparel products.....		315191-H	12/06	106.7	106.7	106.7	3.3	0.0
Men's and boys' sweaters, made in knitting mills.....		315191-2	12/84	131.9	131.9	131.9	0.0	0.0
Women's, girls', and infants' sweaters, made in knitting mills.....		315191-4	12/84	91.6	91.6	91.6	5.5	0.0
Men's and boys' knit dress and sport shirts, made in knitting mills.....		315191-7	12/84	98.7	-	-	-	-
Secondary products and miscellaneous receipts.....		315191-SM						
Secondary products.....		315191-S	12/84	139.8	139.8	139.8	0.3	0.0
Underwear and nightwear knitting mills.....	315192		06/82	138.9	139.6	139.6	4.6	0.0
Primary products.....		315192-P	06/82	133.0	133.8	133.8	2.8	0.0
Men's and boys' knit underwear, nightwear, and robes, made in knitting mills.....		315192-1	06/82	123.3	124.8	124.8	5.1	0.0
Women's, girls', and infants' knit underwear and nightwear, made in knitting mills.....		315192-4	06/82	144.5	144.5	144.5	1.0	0.0
Secondary products and miscellaneous receipts.....		315192-SM						
Cut and sew apparel manufacturing.....	3152		12/03	102.3	102.7	102.8	1.1	0.1
Cut and sew apparel contractors.....	31521		12/03	106.4	106.5	106.6	0.5	0.1
Men's and boys' apparel contractors.....	315211		12/03	111.7	111.9	112.1	1.1	0.2
Primary products.....		315211-P	12/03	112.5	112.7	112.9	1.1	0.2
Contract receipts for men's/boys' shirts, underwear/nightwear & tailored suits/coats/jackets.....		315211-T	06/07	101.5	102.1	102.1	1.3	0.0
Contract receipts for men's/boys' pants, work apparel, and other outerwear.....		315211-8	06/07	100.3	100.4	100.6	0.3	0.2
Contract receipts for men's/boys' embroidering (exc. Schiffli) & other apparel nec.....		315211-9	06/07	103.0	103.0	103.0	3.0	0.0
Secondary products and miscellaneous receipts.....		315211-SM						
Miscellaneous receipts.....		315211-M	06/07	100.8	100.8	-	-	-
Secondary products.....		315211-S	12/03	100.0	-	100.5	-	-
Women's and girls' apparel contractors.....	315212		12/03	104.4	104.4	104.5	0.3	0.1
Primary products.....		315212-P	12/03	104.6	104.6	104.6	0.2	0.0
Contract rcpts. women's/girls'/infants' skirts, tailored coats, underwear/nightwear,emb.....		315212-T	06/07	100.9	100.9	100.9	0.8	0.0
Contract receipts for women's/girls'/infants' shirts and blouses.....		315212-1	06/07	100.3	100.3	100.3	0.2	0.0
Contract receipts for women's/girls'/infants' dresses.....		315212-3	06/07	100.7	100.7	100.7	0.7	0.0
Contract receipts for women's/girls'/infants' nontailored coats, jackets, and other outerwear.....		315212-7	06/07	99.8	99.8	99.9	-0.4	0.1
Secondary products and miscellaneous receipts.....		315212-SM						
Secondary products.....		315212-S	12/03	101.6	101.6	103.0	2.9	1.4
Men's and boys' cut and sew apparel mfg.....	31522		12/03	99.3	99.9	100.0	1.6	0.1
Men's and boys' underwear and nightwear mfg.....	315221		12/03	103.3	103.8	103.8	0.0	0.0
Primary products.....		315221-P	12/03	102.7	103.0	103.0	-0.6	0.0
Men's and boys' cut and sew underwear, nightwear, and robes, made from purchased fabrics.....		315221-0	12/03	102.9	103.2	103.2	-0.6	0.0
Secondary products and miscellaneous receipts.....		315221-SM						
Secondary products.....		315221-S	12/03	104.9	105.9	105.9	1.6	0.0

See footnotes at end of table.

Table 5. Producer price indexes for the net output of selected industries and their products, not seasonally adjusted — Continued

Industry and product ¹	Industry code	Product code	Index base	Index			Percent change to Dec. 2008 from:	
				Aug. 2008 ²	Nov. 2008 ²	Dec. 2008 ²	Dec. 2007	Nov. 2008
Men's and boys' suit, coat, and overcoat manufacturing.	315222		12/80	169.5	173.1	173.1	4.0	0.0
Primary products.		315222-P	12/80	170.3	174.8	174.8	6.0	0.0
Men's and boys' tailored suits, including dress uniforms (firefighter, military, police, etc.)		315222-2	06/02	102.3	105.2	105.2	4.6	0.0
Men's and boys' tailored overcoats, topcoats, and car and suburban coats (incl water-repellent.		315222-4	06/02	118.8	118.8	—	—	—
Men's and boys' tailored dress and sport coats and vests.		315222-6	06/02	102.1	105.4	105.4	5.5	0.0
Secondary products and miscellaneous receipts.		315222-SM						
Secondary products.		315222-S	12/80	178.5	178.9	178.9	-2.8	0.0
Men's and boys' shirt, except work shirt, mfg.	315223		06/83	111.2	111.2	111.2	0.9	0.0
Primary products.		315223-P	06/83	111.8	111.8	111.8	0.8	0.0
Men's and boys' knit dress and sport shirts, made from purchased fabrics.		315223-1	06/83	90.2	90.2	—	—	—
Men's and boys' woven dress and sport shirts, made from purchased fabrics.		315223-3	06/83	147.9	148.1	148.1	1.9	0.0
Secondary products and miscellaneous receipts.		315223-SM						
Secondary products.		315223-S	06/83	108.7	108.7	—	—	—
Men's and boys' pants, except work pants, mfg.	315224		12/81	123.2	123.2	123.3	0.7	0.1
Primary Products.		315224-P	12/81	127.1	127.1	127.3	0.0	0.2
Men's and boys' separate dress and sport trousers, pants, & slacks, made from purchased fabric.		315224-2	12/81	123.5	123.5	124.1	0.0	0.5
Secondary Products and Miscellaneous Receipts.		315224-SM						
Secondary Products.		315224-S	12/81	109.6	109.6	109.6	4.2	0.0
Men's and boys' work clothing manufacturing.	315225		12/81	132.5	134.5	134.4	2.8	-0.1
Primary products.		315225-P	12/81	132.7	133.1	133.0	1.5	-0.1
Men's and boys' work shirts, made from purchased fabrics.		315225-1	12/81	131.7	131.7	131.7	4.2	0.0
Men's and boys' work clothing and washable service apparel (excluding work shirts).		315225-4	12/81	130.4	130.9	130.8	0.5	-0.1
Secondary products and miscellaneous receipts.		315225-SM						
Miscellaneous receipts.		315225-M	12/02	118.1	132.1	131.8	14.7	-0.2
Secondary products.		315225-S	12/81	135.5	135.5	135.5	0.5	0.0
Other men's and boys' outerwear manufacturing.	315228		12/83	127.7	129.7	129.9	2.8	0.2
Primary products.		315228-P	12/83	125.7	126.1	126.1	1.5	0.0
Men's and boys' nontailored coats, jackets, and vests (exc. ski apparel & work jackets), mfgm.		315228-2	12/83	128.6	129.2	129.2	2.3	0.0
Men's and boys' heavyweight nontailored coats, jackets, and vests (exc. ski apparel & work).		315228-2110	06/07	102.7	102.7	102.7	1.9	0.0
Men's and boys' lightweight nontailored coats, jackets, and vests (exc. ski apparel & work).		315228-2120	06/07	103.1	105.0	105.0	3.6	0.0
Men's and boys' shorts (including dress and athletic) and swimwear, made from purchased fabric.		315228-4	12/83	103.9	103.9	103.9	0.0	0.0
Men's and boys' sweaters, sweatpants, jogging suits, beachwear (exc swimsuits), & ski apparel.		315228-6	12/83	144.9	145.3	145.3	0.9	0.0
Secondary products and miscellaneous receipts.		315228-SM						
Miscellaneous receipts.		315228-M	12/83	133.1	134.5	136.4	3.3	1.4
Secondary products.		315228-S	12/83	140.7	147.5	147.5	5.7	0.0
Women's & girls' cut & sew apparel mfg.	31523		12/03	102.4	102.8	102.7	0.7	-0.1
Women's and girls' lingerie and nightwear mfg.	315231		12/03	104.5	104.5	104.5	-0.2	0.0
Primary products.		315231-P	12/03	106.1	106.1	106.1	-0.3	0.0
Women's and girls' underwear, except foundation garments, made from purchased fabrics.		315231-1	12/03	103.8	103.8	103.8	-0.3	0.0
Women's and girls' nightwear, except robes, made from purchased fabrics.		315231-3	12/03	98.0	98.0	98.0	0.4	0.0
Women's and girls' brassieres, bra-lettes, and bandeaux, made from purchased fabrics.		315231-5	06/82	153.4	153.4	153.4	-0.6	0.0
Women's & girls' corsets (exc. surgical), girdles, & combinations, made from purchased fabrics.		315231-8	06/82	206.8	206.8	206.8	3.6	0.0
Women's and girls' robes and dressing gowns, made from purchased fabrics.		315231-9	12/03	112.3	112.3	112.3	0.7	0.0
Secondary products and miscellaneous receipts.		315231-SM						
Secondary products.		315231-S	12/03	101.3	101.3	101.3	0.2	0.0
Women's and girls' blouse and shirt mfg.	315232		06/83	149.1	149.8	149.5	2.5	-0.2
Primary products.		315232-P	06/83	147.6	148.7	148.3	2.1	-0.3
Women's and girls' knit shirts and blouses, made from purchased fabrics.		315232-1	06/93	114.3	115.9	115.2	0.2	-0.6
Women's and girls' woven shirts and blouses, made from purchased fabrics.		315232-3	06/83	178.4	178.4	178.4	4.4	0.0
Secondary products and miscellaneous receipts.		315232-SM						
Secondary products.		315232-S	06/83	124.9	125.1	125.1	-0.3	0.0
Women's and girls' dress manufacturing.	315233		12/80	123.1	123.5	123.9	2.6	0.3
Primary products.		315233-P	12/80	119.9	120.2	120.6	2.6	0.3

See footnotes at end of table.

Table 5. Producer price indexes for the net output of selected industries and their products, not seasonally adjusted — Continued

Industry and product ¹	Industry code	Product code	Index base	Index			Percent change to Dec. 2008 from:	
				Aug. 2008 ²	Nov. 2008 ²	Dec. 2008 ²	Dec. 2007	Nov. 2008
Women's and girls' dress manufacturing - Continued								
Women's and girls' dresses, made from purchased fabrics.....		315233-0	12/03	97.9	98.2	98.5	2.5	0.3
Secondary products and miscellaneous receipts.....		315233-SM						
Miscellaneous receipts.....		315233-M	06/06	101.5	101.5	101.5	-0.1	0.0
Secondary products.....		315233-S	12/80	155.7	157.6	158.3	7.0	0.4
Women's and girls' suit, coat, and skirt mfg.....	315234		12/82	112.0	112.0	112.0	0.3	0.0
Primary products.....		315234-P	12/82	109.3	109.3	109.3	0.4	0.0
Women's and girls' tailored coats and capes, including water-repellent.....		315234-2	06/93	83.8	83.8	83.8	0.0	0.0
Women's and girls' tailored suits and pantsuits, including dress uniforms.....		315234-4	06/93	63.3	—	—	—	—
Women's and girls' skirts, made from purchased fabrics....		315234-6	12/82	113.7	113.7	113.7	0.7	0.0
Women's and girls' tailored jackets and vests, except fur and leather.....		315234-8	12/98	101.3	101.3	101.3	0.0	0.0
Secondary products and miscellaneous receipts.....		315234-SM						
Miscellaneous receipts.....		315234-M	06/06	100.7	—	100.7	0.5	—
Secondary products.....		315234-S	12/82	124.6	124.6	124.6	0.1	0.0
Other women's and girls' outerwear mfg.....	315239		06/83	112.5	113.0	112.9	-1.1	-0.1
Primary products.....		315239-P	06/83	114.3	114.6	114.6	-3.1	0.0
Women's and girls' swimwear, mfgm.....		315239-A	12/83	137.3	138.0	138.0	-9.9	0.0
Women's/girls' other outerwear, incl nontailored coats/jackets/vests & service apparel, mfgm.....		315239-T	06/07	100.6	100.7	100.7	0.3	0.0
Women's and girls' sweaters, including sweater vests, mfgm.....		315239-2	12/06	100.0	100.2	—	—	—
Women's and girls' shorts, including tennis skirts, mfgm....		315239-4	06/93	104.8	104.8	104.8	0.0	0.0
Women's and girls' slacks, jeans, & jean-cut casual slacks (exc. sweatpants), mfgm.....		315239-6	06/83	89.0	89.1	89.1	-2.2	0.0
Women's and girls' sweatpants, bodysuits, warm-up suits, rompers, & beachwear (exc swimwear).....		315239-8	06/07	102.3	—	—	—	—
Secondary products and miscellaneous receipts.....		315239-SM						
Secondary products.....		315239-S	06/83	106.5	107.2	107.0	1.4	-0.2
Other cut and sew apparel manufacturing.....	31529		12/03	115.4	115.7	115.7	2.8	0.0
Infants' cut and sew apparel manufacturing.....	315291		12/03	103.5	103.5	103.5	-1.1	0.0
Primary products.....		315291-P	12/03	103.7	103.6	103.7	1.7	0.1
Infants' apparel, made from purchased fabrics.....		315291-0	12/03	103.7	103.6	103.7	1.7	0.1
Infants' apparel, except underwear and nightwear, made from purchased fabrics.....		315291-02	12/03	104.2	104.1	104.1	1.7	0.0
Secondary products and miscellaneous receipts.....		315291-SM						
Fur and leather apparel manufacturing.....	315292		12/03	136.3	136.3	136.4	5.6	0.1
Primary products.....		315292-P	12/03	137.4	137.4	137.6	5.8	0.1
Fur coats, capes, jackets, neck pieces, linings, & other fur garments, accessories, & trimming.....		315292-1	12/83	245.5	245.5	245.5	6.1	0.0
Leather and sheep-lined clothing.....		315292-5	12/85	155.1	155.1	155.4	5.7	0.2
Secondary products and miscellaneous receipts.....		315292-SM						
Miscellaneous receipts.....		315292-M	12/03	118.5	118.5	118.5	2.8	0.0
All other cut and sew apparel manufacturing.....	315299		12/03	117.0	117.4	117.4	3.2	0.0
Primary products.....		315299-P	12/03	121.9	122.4	122.4	3.2	0.0
Men's and boys' team sport uniforms.....		315299-2	12/06	105.0	105.8	105.8	4.9	0.0
Women's and girls' team sport uniforms.....		315299-3	12/06	102.6	102.6	—	—	—
Vestments and costumes.....		315299-5	12/03	112.8	113.1	113.1	2.2	0.0
Apparel 50% or greater plastic or rubber, including raincoats and rubber pants (excl wet suits).....		315299-7	12/06	115.6	116.7	116.7	12.6	0.0
Secondary products and miscellaneous receipts.....		315299-SM						
Miscellaneous receipts.....		315299-M	12/03	109.7	109.7	109.7	2.0	0.0
Secondary products.....		315299-S	12/03	76.7	77.4	—	—	—
Accessories and other apparel manufacturing.....	3159		12/03	107.2	107.0	106.9	3.0	-0.1
Accessories and other apparel manufacturing.....	31599		12/03	107.2	107.0	106.9	3.0	-0.1
Hat, cap, and millinery manufacturing.....	315991		12/90	144.2	144.2	144.2	4.9	0.0
Primary products.....		315991-P	12/90	143.1	143.1	143.1	2.9	0.0
Men's and boys' fabric, straw, and felt hats and caps.....		315991-4	12/90	149.1	149.3	149.1	5.2	-0.1
Women's, girls', and infants' fabric, straw and felt hats and caps.....		315991-5	12/90	120.9	120.9	—	—	—
Hat bodies and fabric caps.....		315991-6	12/90	142.5	142.5	142.5	1.5	0.0
Secondary products and miscellaneous receipts.....		315991-SM						
Miscellaneous receipts.....		315991-M	12/90	118.0	—	—	—	—
Secondary products.....		315991-S	12/90	158.6	—	—	—	—
Glove and mitten manufacturing.....	315992		12/03	115.3	111.2	111.6	5.3	0.4
Primary products.....		315992-P	12/03	118.8	110.1	111.0	4.5	0.8

See footnotes at end of table.

Table 5. Producer price indexes for the net output of selected industries and their products, not seasonally adjusted — Continued

Industry and product ¹	Industry code	Product code	Index base	Index			Percent change to Dec. 2008 from:	
				Aug. 2008 ²	Nov. 2008 ²	Dec. 2008 ²	Dec. 2007	Nov. 2008
Glove and mitten manufacturing - Continued								
Gloves and mittens made from woven or purchased knit fabric.....		315992-1	12/03	123.8	106.1	106.2	4.3	0.1
Gloves and mittens, leather-and-fabric combinations, made from purchased leather and fabrics.....		315992-3	06/85	144.9	144.9	145.2	3.9	0.2
Gloves and mittens, all leather, made from purchased leather.....		315992-5	06/85	165.7	165.7	168.7	4.8	1.8
Secondary products and miscellaneous receipts.....		315992-SM						
Miscellaneous receipts.....		315992-M	12/03	109.9	110.8	110.8	6.1	0.0
Men's and boys' neckwear manufacturing.....	315993		12/83	146.2	146.3	146.3	0.5	0.0
Primary products.....		315993-P	12/83	149.6	149.7	149.7	0.4	0.0
Men's and boys' neckwear.....		315993-0	12/83	149.6	149.7	149.7	0.4	0.0
Secondary products and miscellaneous receipts.....		315993-SM						
Miscellaneous receipts.....		315993-M	12/83	128.5	128.5	128.5	1.3	0.0
All other accessory and apparel manufacturing.....	315999		12/03	103.8	104.1	103.8	2.2	-0.3
Primary products.....		315999-P	12/03	102.8	103.2	102.8	0.9	-0.4
Apparel findings, trimmings, and all other fabricated apparel accessories.....		315999-D	12/03	102.5	102.5	102.5	0.3	0.0
Leather belts.....		315999-5	06/85	148.2	148.2	148.2	0.6	0.0
Belts other than leather.....		315999-7	12/02	101.6	101.6	101.6	0.2	0.0
Apparel accessories 50 percent or greater plastic/rubber, incl. aprons/bibs, rain/bathing caps.....		315999-9	12/03	114.8	119.1	114.8	5.8	-3.6
Secondary products and miscellaneous receipts.....		315999-SM						
Miscellaneous receipts.....		315999-M	12/03	105.3	105.3	105.3	0.7	0.0
Leather and allied product manufacturing.....	316		12/84	154.1	155.1	154.7	2.4	-0.3
Leather and hide tanning and finishing.....	3161		06/81	222.3	222.8	222.7	1.8	0.0
Leather and hide tanning and finishing.....	31611		06/81	222.3	222.8	222.7	1.8	0.0
Leather and hide tanning and finishing.....	316110		06/81	222.2	222.6	222.6	1.8	0.0
Primary products.....		316110-P	06/81	220.1	220.6	220.5	1.1	0.0
Finished and unfinished leather.....		316110-1	12/97	126.6	126.8	126.7	0.9	-0.1
Contract & commission receipts for tanning or finishing leather owned by others.....		316110-4	06/81	149.3	153.2	152.6	5.2	-0.4
Furs, dressed and dyed or bleached.....		316110-7	12/05	108.9	108.9	108.9	3.2	0.0
Secondary products and miscellaneous receipts.....		316110-SM						
Footwear manufacturing.....	3162		12/03	106.8	108.2	107.7	3.1	-0.5
Footwear manufacturing.....	31621		12/03	106.8	108.2	107.7	3.1	-0.5
Rubber and plastics footwear manufacturing.....	316211		12/80	139.2	146.6	139.4	3.8	-4.9
Primary products.....		316211-P	12/80	143.2	151.8	143.4	2.6	-5.5
Protective footwear.....		316211-1	12/80	195.5	196.3	195.7	11.4	-0.3
Shoes with soles vulcanized, molded or cemented to fabric uppers, excl. slippers.....		316211-4	12/86	115.2	-	115.4	0.2	-
Secondary products and miscellaneous receipts.....		316211-SM						
House slipper manufacturing.....	316212		06/85	140.5	140.5	140.5	1.7	0.0
Primary products.....		316212-P	06/85	138.7	138.7	138.7	2.9	0.0
House slippers.....		316212-0	12/06	102.9	102.9	102.9	2.9	0.0
House slippers, all types, except socks.....		316212-02	06/85	138.3	138.3	138.3	2.9	0.0
Secondary products and miscellaneous receipts.....		316212-SM						
Miscellaneous receipts.....		316212-M	12/02	100.1	100.1	100.1	0.0	0.0
Men's nonathletic footwear manufacturing.....	316213		12/80	179.7	180.3	181.9	2.4	0.9
Primary products.....		316213-P	12/80	187.2	188.1	190.4	3.1	1.2
Men's footwear, except athletic.....		316213-0	12/93	121.6	122.2	123.7	3.2	1.2
Secondary products and miscellaneous receipts.....		316213-SM						
Secondary products.....		316213-S	12/80	149.9	-	-	-	-
Women's nonathletic footwear manufacturing.....	316214		12/80	140.9	141.5	141.5	3.7	0.0
Primary products.....		316214-P	12/80	138.9	139.0	139.0	3.0	0.0
Women's footwear, except athletic.....		316214-0	12/93	110.5	110.6	110.5	3.0	-0.1
Secondary products and miscellaneous receipts.....		316214-SM						
Secondary products.....		316214-S	12/80	195.0	200.5	199.9	5.6	-0.3
Other footwear manufacturing.....	316219		12/79	168.2	168.2	168.2	6.3	0.0
Primary products.....		316219-P	12/79	166.5	166.5	166.5	6.2	0.0
Other footwear, except rubber.....		316219-0	12/06	107.5	107.5	107.5	6.2	0.0
Non rubber athletic shoes.....		316219-04	12/02	104.2	104.2	104.2	6.5	0.0
Secondary products and miscellaneous receipts.....		316219-SM						
Other leather product manufacturing.....	3169		12/03	106.9	107.2	107.0	2.1	-0.2
Other leather product manufacturing.....	31699		12/03	106.9	107.2	107.0	2.1	-0.2
Luggage manufacturing.....	316991		12/84	129.1	129.4	128.6	2.7	-0.6

See footnotes at end of table.

Table 5. Producer price indexes for the net output of selected industries and their products, not seasonally adjusted — Continued

Industry and product ¹	Industry code	Product code	Index base	Index			Percent change to Dec. 2008 from:	
				Aug. 2008 ²	Nov. 2008 ²	Dec. 2008 ²	Dec. 2007	Nov. 2008
Luggage manufacturing - Continued								
Primary products.....		316991-P	12/84	129.3	129.7	128.4	2.7	-1.0
Luggage.....		316991-0	06/06	106.7	107.0	106.0	2.7	-0.9
Secondary products and miscellaneous receipts.....		316991-SM						
Miscellaneous receipts.....		316991-M	12/84	129.4	129.4	131.7	5.5	1.8
Secondary products.....		316991-S	12/84	155.1	155.1	155.1	0.5	0.0
Women's handbag and purse manufacturing.....	316992		06/82	156.7	156.8	156.9	4.0	0.1
Primary products.....		316992-P	06/82	152.2	152.3	152.4	3.1	0.1
Women's and children's handbags and purses.....		316992-0	06/06	111.3	111.3	111.4	3.1	0.1
Secondary products & miscellaneous receipts.....		316992-SM						
Miscellaneous receipts.....		316992-M	11/99	136.9	—	—	—	—
Secondary products.....		316992-S	06/82	182.8	183.1	183.1	7.8	0.0
Other personal leather good manufacturing.....	316993		06/82	157.3	157.3	157.7	3.1	0.3
Primary products.....		316993-P	06/82	158.9	159.0	159.6	1.5	0.4
All other personal leather goods.....		316993-0	06/06	105.6	105.7	106.1	1.5	0.4
Billfolds, wallets, french purses, clutches, and instrument cases.....		316993-01	06/82	152.6	—	—	—	—
Travel kits, jewelry boxes/cases, compacts, vanity cases, & other personal goods.....		316993-02	12/98	115.0	115.2	115.8	2.5	0.5
Secondary products & miscellaneous receipts.....		316993-SM						
Miscellaneous receipts.....		316993-M	07/94	115.4	115.4	115.4	11.3	0.0
All other leather good manufacturing.....	316999		12/03	105.8	106.3	106.2	0.7	-0.1
Primary products.....		316999-P	12/03	105.9	106.4	106.3	0.8	-0.1
Boot and shoe cut stock and findings.....		316999-1	12/06	101.9	101.9	101.9	1.9	0.0
All other miscellaneous leather goods.....		316999-4	12/03	105.8	106.4	106.3	0.7	-0.1
Secondary products and miscellaneous receipts.....		316999-SM						
Miscellaneous receipts.....		316999-M	12/03	100.4	100.4	100.4	0.0	0.0
Secondary products.....		316999-S	06/85	167.6	167.6	167.6	1.0	0.0
Wood product manufacturing.....	321		12/03	109.1	106.6	105.9	-0.2	-0.7
Sawmills and wood preservation.....	3211		12/03	103.0	94.1	93.9	-4.9	-0.2
Sawmills and wood preservation.....	32111		12/03	103.0	94.1	93.9	-4.9	-0.2
Sawmills.....	321113		12/80	149.0	135.1	134.4	-6.1	-0.5
Primary products.....		321113-P	12/03	97.9	88.1	87.7	-6.4	-0.5
Hardwood lumber, made in sawmills.....		321113-1	12/03	94.5	91.2	89.3	-9.9	-2.1
Softwood lumber, made in sawmills.....		321113-3	12/03	85.9	75.0	75.2	-9.4	0.3
Wood chips, except field chips.....		321113-5	12/80	142.6	127.7	126.4	8.3	-1.0
Wood ties, siding, shingles, and shakes and contract sawing of logs owned by others.....		321113-7	12/03	111.4	114.5	114.1	11.3	-0.3
Secondary products and miscellaneous receipts.....		321113-SM						
Miscellaneous receipts.....		321113-M	12/03	157.3	143.5	143.5	-7.8	0.0
Secondary products.....		321113-S	12/03	109.1	112.5	110.1	2.7	-2.1
Wood preservation.....	321114		06/85	171.0	160.4	162.1	-0.1	1.1
Primary products.....		321114-P	06/85	172.2	160.8	163.0	0.4	1.4
Wood poles, piles, and posts owned and treated by the same establishment.....		321114-1	06/85	219.4	220.7	221.4	8.2	0.3
Other wood products owned and treated by the same establishment.....		321114-5	06/85	155.7	140.5	143.2	-2.7	1.9
Contract wood preservation.....		321114-9	06/85	174.6	177.3	176.7	5.7	-0.3
Secondary products and miscellaneous receipts.....		321114-SM						
Secondary products.....		321114-S	06/85	162.6	155.5	—	—	—
Plywood and engineered wood product mfg.....	3212		12/03	97.8	95.1	93.8	0.2	-1.4
Plywood and engineered wood product mfg.....	32121		12/03	97.8	95.1	93.8	0.2	-1.4
Hardwood veneer and plywood mfg.....	321211		06/85	153.1	153.6	153.3	1.3	-0.2
Primary products.....		321211-P	06/85	156.1	157.1	156.7	1.4	-0.3
Hardwood veneer, incl. veneer backed w/ paper, cloth, or other flexible material.....		321211-1	12/03	103.7	103.7	103.7	1.3	0.0
Hardwood plywood, except prefinished hardwood plywood MFPM.....		321211-3	06/85	162.5	164.5	163.8	1.4	-0.4
Hardwood plywood type products.....		321211-7	06/85	164.0	165.2	164.7	1.4	-0.3
Secondary products and miscellaneous receipts.....		321211-SM						
Miscellaneous receipts.....		321211-M	12/05	120.7	—	—	—	—
Secondary products.....		321211-S	06/91	121.7	—	—	—	—
Softwood veneer and plywood manufacturing.....	321212		12/80	150.6	143.6	141.2	-9.0	-1.7
Primary products.....		321212-P	12/80	157.6	150.0	147.3	-9.6	-1.8
Softwood veneer, incl. veneer backed w/ paper, cloth, or other flexible material.....		321212-1	12/80	137.6	136.0	135.6	-5.0	-0.3
Softwood plywood, rough, including touch sanded, interior and exterior.....		321212-3	12/80	134.3	119.4	115.3	-18.1	-3.4

See footnotes at end of table.

Table 5. Producer price indexes for the net output of selected industries and their products, not seasonally adjusted — Continued

Industry and product ¹	Industry code	Product code	Index base	Index			Percent change to Dec. 2008 from:	
				Aug. 2008 ²	Nov. 2008 ²	Dec. 2008 ²	Dec. 2007	Nov. 2008
Softwood veneer and plywood manufacturing - Continued								
Interior softwood plywood, rough, including touch sanded, C-D exterior glue.....		321212-31	12/05	100.8	87.8	87.2	-17.4	-0.7
Interior softwood plywood, rough, incl touch sanded, underlayment exterior glue.....		321212-32	12/05	88.0	84.4	78.4	-15.6	-7.1
Other interior softwood plywood, rough, including touch sanded.....		321212-33	12/05	95.5	80.0	72.5	-26.3	-9.4
Exterior softwood plywood, rough, including touch sanded.....		321212-35	12/05	88.2	81.2	79.8	-15.0	-1.7
Softwood plywood, sanded, interior and exterior.....		321212-5	12/80	181.5	187.2	186.0	0.6	-0.6
Softwood plywood specialties.....		321212-8	12/05	99.4	99.6	98.5	-0.5	-1.1
Secondary products and miscellaneous receipts.....		321212-SM						
Secondary products.....		321212-S	12/80	92.7	88.1	87.1	-7.4	-1.1
Engineered wood member manufacturing.....	321213		12/03	107.0	107.0	107.0	2.2	0.0
Primary Products.....		321213-P	12/03	107.4	107.5	107.4	0.9	-0.1
Engineered wood members (except trusses).....		321213-0	12/06	90.6	90.7	90.6	0.9	-0.1
Other engineered structural wood members, except trusses & laminated veneer lumber.....		321213-02	12/03	107.7	107.8	107.8	1.3	0.0
Secondary products and miscellaneous receipts.....		321213-SM						
Miscellaneous receipts.....		321213-M	12/03	83.1	83.1	-	-	-
Secondary products.....		321213-S	12/03	164.6	-	-	-	-
Truss manufacturing.....	321214		12/03	114.2	111.2	110.1	-0.1	-1.0
Primary products.....		321214-P	12/03	108.9	106.5	106.7	0.4	0.2
Wood trusses.....		321214-0	12/03	108.9	106.5	106.7	0.4	0.2
Secondary products and miscellaneous receipts.....		321214-SM						
Miscellaneous receipts.....		321214-M	12/03	182.1	171.8	156.8	-2.8	-8.7
Secondary products.....		321214-S	12/03	102.4	98.9	98.1	-0.4	-0.8
Reconstituted wood product manufacturing.....	321219		06/91	154.0	148.1	144.7	6.4	-2.3
Primary products.....		321219-P	06/91	154.4	147.6	144.0	6.1	-2.4
Particleboard made from particleboard produced at the same location.....		321219-1	12/82	211.5	210.0	207.3	9.5	-1.3
Waferboard and oriented strandboard.....		321219-2	12/82	151.8	133.4	126.7	6.1	-5.0
Medium density fiberboard (MDF) made from MDF produced at the same location.....		321219-3	06/84	162.1	158.7	152.6	4.8	-3.8
Hardboard made from hardboard produced at the same location.....		321219-4	06/84	117.9	117.4	119.5	1.0	1.8
Hardboard made from purchased hardboard.....		321219-6	09/84	169.3	-	170.6	11.0	-
Prefinished particleboard and medium density fiberboard made from purchased materials.....		321219-8	06/91	155.0	-	154.1	1.6	-
Secondary products and miscellaneous receipts.....		321219-SM						
Other wood product manufacturing.....	3219		12/03	115.0	115.5	114.8	1.4	-0.6
Millwork.....	32191		12/03	107.6	107.1	107.0	-0.9	-0.1
Wood window and door manufacturing.....	321911		12/03	107.6	107.8	108.5	0.6	0.6
Primary products.....		321911-P	12/03	107.2	107.2	107.8	0.5	0.6
Wood window units.....		321911-1	06/83	186.5	187.0	189.0	2.3	1.1
Wood sash, excluding sash shipped in window units.....		321911-3	06/83	202.3	202.3	202.3	-4.3	0.0
Wood window and door frames.....		321911-5	06/83	133.3	133.3	133.3	-7.9	0.0
Wood panel, flush, and molded face doors, interior and exterior.....		321911-7	06/83	174.7	174.3	174.2	-0.5	-0.1
Other wood doors, incl. garage, patio, bifold, cabinet, screen, storm and louver.....		321911-9	06/83	190.8	191.0	192.5	1.4	0.8
Secondary products and miscellaneous receipts.....		321911-SM						
Miscellaneous receipts.....		321911-M	12/03	100.5	100.5	100.8	-4.6	0.3
Secondary products.....		321911-S	12/03	118.0	120.6	123.9	6.4	2.7
Cut stock, resawing lumber, and planing.....	321912		12/03	106.1	104.1	102.2	-5.2	-1.8
Primary products.....		321912-P	12/03	107.4	104.8	103.1	-5.3	-1.6
Hardwood lumber, made from purchased lumber.....		321912-1	12/03	86.4	86.5	83.3	-7.2	-3.7
Softwood lumber, made from purchased lumber.....		321912-3	12/03	124.9	116.2	116.3	-5.4	0.1
Hardwood cut stock and dimension.....		321912-6	06/84	164.7	168.8	164.0	-5.8	-2.8
Softwood cut stock and dimension.....		321912-8	12/80	166.6	170.0	165.5	-2.4	-2.6
Sawn wood fence stock, wood lath, and contract resawing and planing.....		321912-9	12/03	121.6	119.0	121.0	-0.5	1.7
Secondary products and miscellaneous receipts.....		321912-SM						
Miscellaneous receipts.....		321912-M	12/03	96.6	96.6	91.4	-11.6	-5.4
Secondary products.....		321912-S	12/03	101.0	102.3	100.5	-0.8	-1.8
Other millwork, including flooring.....	321918		12/03	109.0	108.6	108.4	-0.2	-0.2
Primary products.....		321918-P	12/03	108.3	107.8	107.5	-0.2	-0.3
Wood moldings, except prefinished moldings made from purchased moldings.....		321918-1	06/83	190.2	188.2	189.3	1.2	0.6
Prefinished wood moldings made from purchased moldings.....		321918-3	10/95	113.7	113.7	113.7	4.1	0.0

See footnotes at end of table.

Table 5. Producer price indexes for the net output of selected industries and their products, not seasonally adjusted — Continued

Industry and product ¹	Industry code	Product code	Index base	Index			Percent change to Dec. 2008 from:	
				Aug. 2008 ²	Nov. 2008 ²	Dec. 2008 ²	Dec. 2007	Nov. 2008
Other millwork, including flooring - Continued								
Other wood millwork products, including stairwork, exterior millwork, and softwood flooring.....		321918-5	12/03	109.8	110.4	108.6	0.5	-1.6
Hardwood flooring.....		321918-7	06/84	152.8	151.9	151.7	-2.5	-0.1
Oak flooring.....		321918-71	06/84	136.1	134.3	134.3	-4.1	0.0
Hardwood flooring, other than oak.....		321918-72	12/03	108.5	109.0	108.6	-0.1	-0.4
Secondary products and miscellaneous receipts.....		321918-SM						
Miscellaneous receipts.....		321918-M	12/03	98.3	98.3	—	—	—
Secondary products.....		321918-S	12/03	120.6	120.6	120.6	-2.0	0.0
Wood container and pallet manufacturing.....	32192		12/03	112.6	112.7	112.8	2.1	0.1
Wood container and pallet manufacturing.....	321920		12/03	112.6	112.7	112.8	2.1	0.1
Primary products.....		321920-P	12/03	112.3	112.3	112.6	2.2	0.3
Nailed and lock-corner wood boxes.....		321920-1	06/85	159.2	159.6	159.7	1.1	0.1
Wood box and crate shook.....		321920-3	06/85	148.7	—	—	—	—
Wood pallets and pallet containers, wood and metal combination.....		321920-5	12/03	112.6	112.2	112.5	1.8	0.3
Other wood container parts and wood containers.....		321920-7	12/03	110.0	111.8	112.1	4.7	0.3
Secondary products and miscellaneous receipts.....		321920-SM						
Miscellaneous receipts.....		321920-M	12/03	117.4	117.3	116.1	-1.1	-1.0
Secondary products.....		321920-S	12/03	115.5	119.0	119.0	10.2	0.0
All other wood product manufacturing.....	32199		12/03	123.8	125.7	124.0	4.1	-1.4
Manufactured home, mobile home, manufacturing.....	321991		06/81	225.4	229.7	227.4	5.2	-1.0
Primary products.....		321991-P	06/81	225.4	229.7	227.4	5.2	-1.0
Manufactured homes (mobile homes).....		321991-1	06/81	224.4	229.0	226.5	4.7	-1.1
Manufactured homes (mobile homes), 14 feet or more in width.....		321991-12	12/03	121.9	124.9	122.8	4.0	-1.7
Manufactured homes (mobile homes), multisection.....		321991-13	07/04	117.4	119.7	118.5	4.6	-1.0
Secondary products and miscellaneous receipts.....		321991-SM						
Prefabricated wood building manufacturing.....	321992		12/84	234.6	239.3	230.6	2.2	-3.6
Primary products.....		321992-P	12/84	231.8	235.8	226.5	1.1	-3.9
Components for prefabricated stationary wood buildings (not sold as complete units).....		321992-1	12/89	192.6	211.9	175.6	-6.9	-17.1
Precut packages for prefabricated stationary wood buildings (complete units).....		321992-2	12/84	265.9	278.0	244.6	-3.2	-12.0
Prefabricated stationary wood buildings shipped in panel form (complete units).....		321992-5	12/84	230.4	228.4	226.8	5.5	-0.7
Prefabricated stationary wood buildings shipped in three-dimensional assemblies.....		321992-7	12/84	208.4	208.7	211.0	2.3	1.1
Prefabricated stationary residential wood buildings, inc. homes, townhouses and apts.....		321992-71	12/84	203.5	203.4	203.9	1.0	0.2
Prefabricated stationary nonresidential wood buildings, inc. motels and hotels.....		321992-72	12/84	229.9	232.2	244.7	8.9	5.4
Secondary products and miscellaneous receipts.....		321992-SM						
Miscellaneous receipts.....		321992-M	06/98	136.1	151.2	151.2	21.0	0.0
Secondary products.....		321992-S	08/92	208.7	208.7	208.7	12.0	0.0
Miscellaneous wood product manufacturing.....	321999		12/03	121.8	122.2	122.4	4.1	0.2
Primary products.....		321999-P	06/84	186.1	186.1	186.5	2.2	0.2
All other miscellaneous wood product manufacturing.....		321999-0	06/02	121.6	121.6	121.8	2.1	0.2
Secondary products and miscellaneous receipts.....		321999-SM						
Miscellaneous receipts.....		321999-M	06/84	239.6	243.6	243.6	8.3	0.0
Secondary products.....		321999-S	06/84	186.6	189.1	189.1	20.4	0.0
Paper manufacturing.....	322		12/03	124.5	127.4	127.1	7.7	-0.2
Pulp, paper & paperboard mills.....	3221		12/03	132.4	133.8	133.4	8.9	-0.3
Pulp mills.....	32211		12/82	177.3	181.1	181.1	7.1	0.0
Pulp Mills.....	322110		12/82	177.3	181.0	181.0	7.1	0.0
Primary products.....		322110-P	12/82	188.0	192.0	192.0	7.1	0.0
Paper mills.....	32212		06/81	188.2	190.7	189.6	8.9	-0.6
Paper, except newsprint, mills.....	322121		12/03	127.3	128.5	127.8	7.4	-0.5
Primary products.....		322121-P	12/03	128.4	130.0	130.0	8.2	0.0
Special industrial paper, exc. specialty pkg, incl. absorbent, battery separator, elect. paper.....		322121-C	06/07	106.1	108.7	106.8	5.0	-1.7
Sanitary tissue paper products, made in paper mills.....		322121-N	06/83	191.2	194.4	194.8	7.6	0.2
Facial tissues and handkerchiefs, incl sputum wipers, made in paper mills.....		322121-N1	06/90	111.3	116.4	—	—	—
Paper table napkins, industrial & retail pkgs, bulk and dispenser types, made in paper mills.....		322121-N2	06/83	199.6	213.0	215.9	11.9	1.4
Toilet tissue, retail pkgs, rolls and ovals, facial tissue type, two-ply or more.....		322121-N3	06/83	190.9	—	—	—	—

See footnotes at end of table.

Table 5. Producer price indexes for the net output of selected industries and their products, not seasonally adjusted — Continued

Industry and product ¹	Industry code	Product code	Index base	Index			Percent change to Dec. 2008 from:	
				Aug. 2008 ²	Nov. 2008 ²	Dec. 2008 ²	Dec. 2007	Nov. 2008
Paper, except newsprint, mills - Continued								
Paper towels, industrial pkgs (rolled, folded, and interfolded), made in paper mills.....		322121-N5	12/06	114.0	114.7	114.9	12.0	0.2
Paper towels, retail packages (rolled, folded, and interfolded), made in paper mills.....		322121-N7	06/07	110.9	112.1	112.3	12.1	0.2
Clay-coated printing and converting paper.....		322121-1	06/81	213.1	211.0	211.7	11.5	0.3
Clay-coated groundwood printing and converting paper, including prime-coated body stock.....		322121-11	12/99	126.8	125.2	-	-	-
Clay-coated freesheet printing and converting paper, including prime-coated body stock.....		322121-12	12/99	143.0	141.8	142.6	12.5	0.6
Uncoated freesheet paper (containing not more than 10 percent mechanical fiber).....		322121-3	06/81	181.1	186.2	186.6	10.0	0.2
Bond and writing paper, and form bond in rolls, uncoated freesheet.....		322121-31	12/99	125.7	130.2	129.5	10.9	-0.5
Other writing paper, uncoated freesheet.....		322121-32	12/06	115.4	118.0	-	-	-
Publication and printing paper, uncoated freesheet, all types.....		322121-33	12/99	134.8	136.7	136.9	10.2	0.1
Cover and text papers, and all other converting and miscellaneous uncoated freesheet paper.....		322121-34	12/99	129.5	134.8	135.2	8.0	0.3
Bleached bristols (weight more than 150 g per sq meter), excluding cotton fiber index and bogu.....		322121-5	06/81	203.6	201.6	200.2	4.1	-0.7
Secondary products and miscellaneous receipts.....		322121-SM						
Secondary products.....		322121-S	12/03	119.9	116.1	103.1	-7.8	-11.2
Newsprint mills.....	322122		12/03	125.7	133.3	132.6	30.8	-0.5
Primary products.....		322122-P	12/03	127.0	134.6	133.9	30.8	-0.5
Newsprint.....		322122-1	06/81	161.7	172.3	171.3	33.0	-0.6
Uncoated ground-wood paper (containing more than 10 percent mechanical fiber).....		322122-3	06/81	130.2	132.5	132.5	14.8	0.0
Paperboard mills.....	32213		12/82	252.8	254.0	253.8	8.6	-0.1
Paperboard mills.....	322130		12/82	253.0	254.3	254.1	8.6	-0.1
Primary products.....		322130-P	12/82	240.0	241.4	241.2	9.5	-0.1
Unbleached kraft packaging & industrial converting paperboard (80 percent or more virgin wood).....		322130-1	12/82	239.0	239.2	240.1	10.6	0.4
Semichemical paperboard, incl. corrugating medium (75% or more virgin woodpulp).....		322130-5	12/82	271.4	273.5	270.9	10.6	-1.0
Recycled paperboard.....		322130-7	12/82	262.2	266.3	264.8	9.1	-0.6
Secondary products & miscellaneous receipts.....		322130-SM						
Converted paper product mfg.....	3222		12/03	120.1	123.8	123.9	7.3	0.1
Paper container mfg.....	32221		12/84	192.9	201.1	200.5	7.7	-0.3
Corrugated and solid fiber box manufacturing.....	322211		03/80	246.0	260.2	259.2	9.1	-0.4
Primary products.....		322211-P	03/80	249.4	263.7	262.6	9.3	-0.4
Corrugated and solid fiber boxes, including pallets.....		322211-0	03/80	249.4	263.7	262.6	9.3	-0.4
Corrugated shipping containers for food and beverages and carryout boxes for retail food.....		322211-01	03/80	225.5	237.9	236.3	8.3	-0.7
Corrugated shipping containers for paper and allied products.....		322211-02	03/80	263.7	277.6	276.4	8.1	-0.4
Corrugated shipping containers for metal and electrical products.....		322211-03	06/02	127.5	136.8	136.6	14.6	-0.1
Corrugated shipping containers for all other end uses.....		322211-04	03/80	262.1	273.1	272.0	9.0	-0.4
Corrugated paperboard in sheets and rolls, lined and unlined.....		322211-05	03/80	220.2	236.3	234.5	7.4	-0.8
Other corrugated and solid fiber products.....		322211-06	06/02	134.8	145.4	145.4	10.2	0.0
Secondary products and miscellaneous receipts.....		322211-SM						
Miscellaneous receipts.....		322211-M	06/02	129.9	-	143.7	9.6	-
Secondary products.....		322211-S	12/90	127.5	127.5	127.5	0.0	0.0
Folding paperboard box manufacturing.....	322212		12/83	152.0	153.0	152.9	2.8	-0.1
Primary products.....		322212-P	12/83	151.6	152.7	152.5	2.5	-0.1
Folding paperboard boxes, packaging and packaging components.....		322212-0	12/83	151.6	152.7	152.5	2.5	-0.1
Secondary products and miscellaneous receipts.....		322212-SM						
Miscellaneous receipts.....		322212-M	12/04	113.9	113.9	113.9	0.8	0.0
Secondary products.....		322212-S	12/83	148.7	148.7	-	-	-
Setup paperboard box manufacturing.....	322213		12/83	198.2	202.2	201.2	3.1	-0.5
Primary products.....		322213-P	12/83	194.8	198.1	197.6	2.8	-0.3
Setup (rigid) paperboard boxes.....		322213-0	12/83	194.8	198.1	197.6	2.8	-0.3
Secondary and miscellaneous products.....		322213-SM						
Secondary products.....		322213-S	12/83	240.9	249.7	246.5	4.7	-1.3
Fiber can, tube, and drum manufacturing.....	322214		12/85	223.2	224.2	224.2	4.3	0.0
Primary products.....		322214-P	12/85	227.0	228.1	228.1	4.1	0.0
Paperboard fiber drums with ends of any material.....		322214-1	12/85	246.0	-	-	-	-
Fiber cans, tubes, and similar fiber products.....		322214-3	12/85	223.2	223.5	223.5	1.4	0.0

See footnotes at end of table.

Table 5. Producer price indexes for the net output of selected industries and their products, not seasonally adjusted — Continued

Industry and product ¹	Industry code	Product code	Index base	Index			Percent change to Dec. 2008 from:	
				Aug. 2008 ²	Nov. 2008 ²	Dec. 2008 ²	Dec. 2007	Nov. 2008
Fiber can, tube, and drum manufacturing - Continued								
Fiber cans, all fiber and composite.....		322214-31	12/85	195.5	—	—	—	—
Fiber cores and tubes.....		322214-32	12/85	243.2	243.7	243.7	2.1	0.0
Paperboard cones, reels, spools, bobbins, blocks and all vulcanized fiber products.....		322214-33	12/02	100.2	99.8	—	—	—
Secondary products and miscellaneous receipts.....		322214-SM						
Nonfolding sanitary food container mfg.....	322215		06/85	240.9	241.3	241.9	7.7	0.2
Primary products.....		322215-P	06/85	231.9	232.4	233.0	7.7	0.3
Cups and liquid-tight paper and paperboard containers.....		322215-3	06/85	278.5	275.2	276.3	7.4	0.4
Secondary products and miscellaneous receipts.....		322215-SM						
Paper bag & coated & treated paper mfg.....	32222		12/03	118.5	120.4	121.0	6.1	0.5
Coated and laminated packaging materials mfg.....	322221		12/03	119.3	121.1	121.1	6.1	0.0
Primary products.....		322221-P	12/03	118.1	119.6	119.6	5.2	0.0
Single-web paper, rolls and sheets, including waxed, for flexible packaging uses.....		322221-1	12/87	168.4	171.3	171.3	4.5	0.0
Multiweb laminated rolls and sheets, except foil, for flexible packaging uses.....		322221-3	12/03	119.2	119.9	119.9	6.7	0.0
Secondary products and miscellaneous receipts.....		322221-SM						
Coated and laminated paper manufacturing.....	322222		12/03	118.3	120.8	121.6	6.7	0.7
Primary products.....		322222-P	12/03	116.6	119.4	120.4	7.3	0.8
All other coated and processed papers.....		322222-B	06/07	106.0	107.7	108.6	6.8	0.8
Printing paper, coated at establishments other than where paper was produced.....		322222-1	12/82	178.7	191.2	189.9	10.1	-0.7
Pressure-sensitive products.....		322222-5	12/82	168.0	172.6	174.2	7.7	0.9
Pressure-sensitive single-faced tape, film backing, excluding electrical.....		322222-52	06/07	105.4	113.5	113.8	12.7	0.3
All other pressure-sensitive tape, excluding surgical and rubber-backed.....		322222-53	06/07	104.8	107.9	108.0	8.3	0.1
Pressure-sensitive base stock for labels.....		322222-54	06/07	104.0	105.7	108.4	8.9	2.6
Wallcoverings.....		322222-6	06/85	144.4	144.4	144.4	0.0	0.0
Secondary products and miscellaneous receipts.....		322222-SM						
Miscellaneous receipts.....		322222-M	12/03	99.9	98.1	99.5	-0.7	1.4
Secondary products.....		322222-S	12/03	139.6	139.6	139.6	4.7	0.0
Plastics, foil, and coated paper bag mfg.....	322223		12/03	128.1	126.4	123.7	1.5	-2.1
Primary products.....		322223-P	12/03	131.4	126.9	126.2	-0.3	-0.6
Secondary products and miscellaneous receipts.....		322223-SM						
Uncoated paper and multiwall bag mfg.....	322224		12/90	138.7	140.4	141.2	7.2	0.6
Primary products.....		322224-P	12/90	139.1	140.9	141.7	7.8	0.6
Uncoated single-web paper grocers' bags and sacks and variety and shopping bags.....		322224-1	12/83	284.6	294.7	292.9	7.9	-0.6
Shipping sacks and multiwall bags, all materials, except textiles.....		322224-3	12/83	238.4	238.4	241.3	7.6	1.2
Secondary products and miscellaneous receipts.....		322224-SM						
Miscellaneous receipts.....		322224-M	02/04	166.4	166.4	166.4	2.6	0.0
Secondary products.....		322224-S	12/90	118.4	118.4	119.0	1.7	0.5
Flexible packaging foil manufacturing.....	322225		12/03	106.9	106.9	106.9	1.5	0.0
Primary products.....		322225-P	12/03	109.1	109.1	109.1	2.1	0.0
Laminated aluminum foil rolls and sheets for flexible packaging uses.....		322225-0	12/84	124.9	124.9	124.9	2.0	0.0
Secondary products and miscellaneous receipts.....		322225-SM						
Surface-coated paperboard manufacturing.....	322226		12/03	116.5	118.1	118.1	5.4	0.0
Primary products.....		322226-P	12/03	117.3	118.9	118.9	5.4	0.0
Pasted, lined, laminated, or surface-coated paperboard.....		322226-0	12/84	207.9	210.7	210.7	5.4	0.0
Secondary products and miscellaneous receipts.....		322226-SM						
Stationery product mfg.....	32223		12/03	121.3	122.4	123.2	5.3	0.7
Die-cut paper and paperboard office supplies manufacturing.....	322231		12/03	131.3	132.4	134.8	8.6	1.8
Primary products.....		322231-P	12/03	136.1	137.5	140.5	9.8	2.2
Die-cut paper and paperboard office supplies.....		322231-1	12/89	119.6	120.6	126.1	7.3	4.6
Hanging and expandable file folders, all types and materials.....		322231-11	06/07	102.1	103.7	107.9	6.6	4.1
Other file folders (incl. file jackets/pockets), all types and materials.....		322231-12	06/07	103.8	—	114.4	11.5	—
Other die-cut paper and paperboard office supplies.....		322231-13	06/07	104.7	104.7	104.7	2.6	0.0
Paper supplies for business machines and other misc. unprinted office supplies.....		322231-3	06/85	194.9	197.0	197.6	12.1	0.3
Secondary products and miscellaneous receipts.....		322231-SM						
Miscellaneous receipts.....		322231-M	12/03	105.1	105.1	105.1	—	0.0
Secondary products.....		322231-S	12/03	113.3	113.3	113.3	3.4	0.0
Envelope manufacturing.....	322232		12/84	153.7	155.4	155.9	4.6	0.3

See footnotes at end of table.

Table 5. Producer price indexes for the net output of selected industries and their products, not seasonally adjusted — Continued

Industry and product ¹	Industry code	Product code	Index base	Index			Percent change to Dec. 2008 from:	
				Aug. 2008 ²	Nov. 2008 ²	Dec. 2008 ²	Dec. 2007	Nov. 2008
Envelope manufacturing - Continued								
Primary products.....		322232-P	12/84	149.4	150.8	151.8	4.5	0.7
Envelopes, commercial, all types and materials.....		322232-0	12/84	149.4	150.8	151.8	4.5	0.7
Secondary products and miscellaneous receipts.....		322232-SM						
Miscellaneous receipts.....		322232-M	03/91	172.6	174.6	171.4	3.6	-1.8
Stationery and related product manufacturing.....	322233		06/85	165.3	166.1	164.8	0.9	-0.8
Primary products.....		322233-P	06/85	177.8	179.0	177.2	0.1	-1.0
Stationery.....		322233-1	06/85	171.6	174.8	171.6	2.5	-1.8
Tablets, pads & related products.....		322233-3	06/85	181.1	181.7	180.2	-0.8	-0.8
Secondary products and miscellaneous receipts.....		322233-SM						
Secondary products.....		322233-S	06/85	142.8	142.8	142.8	7.3	0.0
Other converted paper product mfg.....	32229		12/03	109.5	112.3	112.3	8.5	0.0
Sanitary paper product manufacturing.....	322291		12/03	106.0	108.0	108.0	9.3	0.0
Primary products.....		322291-P	06/83	157.8	161.0	161.0	9.6	0.0
Disposable diapers and similar disposable products, made from purchased materials.....		322291-2	12/03	93.1	93.1	93.1	11.1	0.0
Sanitary tissue paper products, made from purchased materials.....		322291-5	12/03	121.4	126.2	126.2	8.4	0.0
Facial tissues and handkerchiefs, including sputum wipes, made from purchased materials.....		322291-51	12/03	113.1	113.1	-	-	-
Paper table napkins, industrial & retail pkgs, bulk & dispenser types, mfpm.....		322291-52	12/03	131.6	133.6	-	-	-
Toilet tissue, retail packages, rolls and ovals, made from purchased materials.....		322291-53	12/03	109.7	-	-	-	-
Paper towels (rolled, folded or interfolded), made from purchased materials.....		322291-56	12/03	123.1	-	-	-	-
Other sanitary paper products, made from purchased materials.....		322291-59	12/02	126.3	132.2	-	-	-
Secondary products and miscellaneous receipts.....		322291-SM						
Secondary receipts.....		322291-S	06/83	162.4	162.4	162.4	-5.7	0.0
All other converted paper product manufacturing.....	322299		12/03	117.2	121.8	121.8	6.9	0.0
Primary products.....		322299-P	12/03	112.3	117.4	117.5	6.7	0.1
Molded pulp goods, including egg cartons, florist pots, food trays, etc.....		322299-1	12/03	123.2	123.9	123.1	1.9	-0.6
Miscellaneous converted paper and paperboard products.....		322299-3	12/03	110.3	115.9	116.1	7.4	0.2
Secondary products & miscellaneous receipts.....		322299-SM						
Secondary products.....		322299-S	12/03	146.7	148.0	148.0	13.9	0.0
Printing and related support activities.....	323		12/03	110.0	110.0	110.2	2.6	0.2
Printing and related support activities.....	3231		12/03	110.1	110.1	110.3	2.6	0.2
Printing.....	32311		12/03	110.5	110.5	110.7	2.7	0.2
Commercial lithographic printing.....	323110		06/82	170.4	168.5	169.6	1.5	0.7
Primary products.....		323110-P	06/82	168.5	165.9	166.6	0.8	0.4
General job printing, nec (lithographic) (offset).....		323110-B	12/01	111.9	110.4	110.3	3.7	-0.1
Magazine and periodical printing (lithographic) (offset).....		323110-1	06/82	141.7	138.9	139.1	0.9	0.1
Label and wrapper printing (lithographic) (offset).....		323110-3	06/82	147.0	-	146.1	-0.6	-
Catalog and directory printing (lithographic) (offset).....		323110-5	06/82	147.4	146.4	146.6	0.5	0.1
Financial and legal printing (lithographic) (offset).....		323110-7	06/82	170.4	157.7	165.0	-3.3	4.6
Advertising printing (lithographic) (offset).....		323110-9	06/82	154.0	152.4	153.1	0.0	0.5
Direct mail advertising printing (lithographic) incl. circulars, cards, etc.....		323110-91	12/88	129.6	128.3	128.9	0.1	0.5
Secondary products and miscellaneous receipts.....		323110-SM						
Miscellaneous receipts.....		323110-M	06/82	181.7	187.2	184.1	4.8	-1.7
Secondary products.....		323110-S	06/82	180.4	183.1	193.5	8.0	5.7
Commercial gravure printing.....	323111		06/82	102.6	103.6	103.7	2.7	0.1
Primary products.....		323111-P	06/82	100.1	101.4	101.4	2.3	0.0
Magazine and periodical printing, gravure.....		323111-1	08/82	106.3	-	-	-	-
Label and wrapper printing, gravure.....		323111-4	06/82	128.7	128.7	128.7	-1.1	0.0
Advertising printing, gravure.....		323111-7	12/96	88.3	88.8	88.8	-2.3	0.0
Other commercial printing, gravure.....		323111-9	06/82	106.3	105.4	106.4	-5.8	0.9
Secondary products and miscellaneous receipts.....		323111-SM						
Commercial flexographic printing.....	323112		12/03	120.4	121.2	121.6	8.5	0.3
Primary products.....		323112-P	12/03	120.2	121.2	121.4	9.6	0.2
Label and wrapper printing (flexographic).....		323112-1	12/01	122.0	123.1	123.4	10.1	0.2
Other commercial and general job printing (flexographic).....		323112-3	12/01	118.0	118.1	118.1	5.9	0.0
Secondary products and miscellaneous receipts.....		323112-SM						
Secondary products.....		323112-S	12/03	121.8	121.9	123.3	-	1.1
Commercial screen printing.....	323113		12/03	98.9	102.2	98.9	-1.7	-3.2
Primary products.....		323113-P	12/03	98.1	101.8	98.0	-2.4	-3.7

See footnotes at end of table.

Table 5. Producer price indexes for the net output of selected industries and their products, not seasonally adjusted — Continued

Industry and product ¹	Industry code	Product code	Index base	Index			Percent change to Dec. 2008 from:	
				Aug. 2008 ²	Nov. 2008 ²	Dec. 2008 ²	Dec. 2007	Nov. 2008
Commercial screen printing - Continued								
Screen printing on garments, apparel accessories, and other fabric articles, except labels.....		323113-4	06/90	125.0	124.9	124.9	1.5	0.0
Screen printing (except on textiles, apparel, apparel accessories, and labels).....		323113-6	12/06	93.5	102.4	93.5	-7.1	-8.7
Screen printed advertising materials.....		323113-62	12/01	103.7	—	—	—	—
Screen printed decalcomanias and pressure sensitives (self-adhesive).....		323113-63	12/01	99.5	99.5	99.5	0.0	0.0
Other commercial and general job printing (screen).....		323113-66	12/01	90.3	89.9	90.3	0.8	0.4
Secondary products and miscellaneous receipts.....		323113-SM						
Miscellaneous receipts.....		323113-M	12/03	104.2	104.2	104.2	4.2	0.0
Secondary products.....		323113-S	12/03	104.3	104.6	104.6	0.8	0.0
Quick printing.....	323114		12/03	109.5	109.6	109.6	5.3	0.0
Primary products.....		323114-P	12/03	110.4	110.5	110.5	5.2	0.0
Quick printing.....		323114-0	12/01	112.0	112.1	112.1	5.3	0.0
Secondary products and miscellaneous receipts.....		323114-SM						
Miscellaneous receipts.....		323114-M	12/03	105.6	—	—	—	—
Digital printing.....	323115		12/03	100.2	100.2	100.2	0.2	0.0
Primary products.....		323115-P	12/03	94.7	94.7	94.7	-0.6	0.0
Digital printing.....		323115-0	12/96	98.7	98.7	98.7	-0.6	0.0
Secondary products and miscellaneous receipts.....		323115-SM						
Miscellaneous receipts.....		323115-M	12/03	116.9	—	116.9	0.0	—
Secondary products.....		323115-S	12/03	123.4	—	123.4	4.4	—
Manifold business forms printing.....	323116		12/03	134.0	137.1	137.6	9.6	0.4
Primary products.....		323116-P	12/03	136.5	140.2	140.8	10.6	0.4
Unit set forms, loose or bound.....		323116-1	12/83	320.1	333.0	331.0	11.1	-0.6
Manifold books and pegboard accounting systems.....		323116-3	12/83	244.6	—	246.2	4.8	—
Custom continuous business forms.....		323116-5	12/83	261.6	272.2	270.3	11.0	-0.7
Stock continuous business forms.....		323116-7	12/83	305.2	305.3	305.2	17.2	0.0
Checkbooks, incl. inserts and refills, excl. continuous and die-cut.....		323116-9	06/85	204.1	206.6	213.2	6.7	3.2
Secondary products and miscellaneous receipts.....		323116-SM						
Miscellaneous receipts.....		323116-M	12/03	117.5	117.7	117.7	0.3	0.0
Secondary products.....		323116-S	12/03	130.6	131.3	131.3	11.1	0.0
Books printing.....	323117		12/83	159.3	159.8	159.8	0.5	0.0
Primary products.....		323117-P	12/83	161.3	161.9	161.9	0.6	0.0
Pamphlet printing and binding or printing only (excluding advertising pamphlets).....		323117-C	06/93	159.0	159.0	159.0	5.2	0.0
Textbook printing and binding.....		323117-1	06/93	99.2	99.1	99.1	1.8	0.0
Technical, scientific, & professional book printing & binding.....		323117-3	06/93	108.0	108.1	108.1	1.9	0.0
Religious book printing and binding.....		323117-5	06/93	114.3	114.6	114.6	0.6	0.0
General book (trade, etc.) printing & binding.....		323117-7	06/93	113.6	113.8	113.8	0.8	0.0
Other book printing and binding.....		323117-9	06/93	130.9	132.7	132.7	-2.8	0.0
Secondary products and miscellaneous receipts.....		323117-SM						
Secondary products.....		323117-S	12/83	145.9	145.9	145.9	0.2	0.0
Blankbook and looseleaf binder manufacturing.....	323118		12/03	113.1	112.8	113.1	4.8	0.3
Primary products.....		323118-P	12/03	114.6	114.1	114.5	6.0	0.4
Blankbook making, except checkbooks.....		323118-1	12/91	134.4	134.4	134.4	3.9	0.0
Looseleaf binders, devices, and forms.....		323118-3	06/85	164.2	163.2	164.1	7.0	0.6
Secondary products and miscellaneous receipts.....		323118-SM						
Secondary products.....		323118-S	12/03	108.8	108.8	108.8	0.6	0.0
Other commercial printing.....	323119		12/03	104.9	104.9	104.9	-0.8	0.0
Primary products.....		323119-P	12/03	103.7	103.7	103.7	-1.7	0.0
Other commercial and general job printing (letterpress).....		323119-C	12/06	96.1	96.1	96.1	-4.6	0.0
Magazine, periodical, catalog, directory, financial, and legal printing (letterpress).....		323119-C1	12/06	91.2	91.2	91.2	-10.1	0.0
Other commercial and general job printing (letterpress).....		323119-C2	06/82	212.7	212.7	212.7	0.0	0.0
Engraving (printing).....		323119-E	12/84	223.4	223.4	223.4	0.0	0.0
Secondary products and miscellaneous receipts.....		323119-SM						
Miscellaneous receipts.....		323119-M	12/03	112.8	112.8	112.8	7.1	0.0
Support activities for printing.....	32312		12/03	101.2	101.4	101.3	0.2	-0.1
Tradebinding and related work.....	323121		12/85	155.2	155.7	155.7	0.9	0.0
Primary products.....		323121-P	12/85	153.2	153.6	153.7	1.0	0.1
Edition, library, and other hardcover bookbinding.....		323121-1	12/85	154.2	158.9	158.9	4.2	0.0
Softcover, pamphlet, sample book, and other binding of books and materials printed elsewhere.....		323121-5	12/06	102.8	102.5	102.5	0.5	0.0
Miscellaneous binding and postpress work.....		323121-7	12/06	101.8	100.9	100.9	-0.5	0.0
Secondary products and miscellaneous receipts.....		323121-SM						

See footnotes at end of table.

Table 5. Producer price indexes for the net output of selected industries and their products, not seasonally adjusted — Continued

Industry and product ¹	Industry code	Product code	Index base	Index			Percent change to Dec. 2008 from:	
				Aug. 2008 ²	Nov. 2008 ²	Dec. 2008 ²	Dec. 2007	Nov. 2008
Prepress services.....	323122		12/03	99.4	99.3	99.3	-0.3	0.0
Primary products.....		323122-P	12/03	99.5	99.5	99.5	0.0	0.0
Prepress services, except platemaking.....		323122-1	12/03	99.2	99.0	99.0	-0.1	0.0
Printing plates, prepared for printing, excl. blank plates.....		323122-3	12/03	100.9	101.6	101.6	0.2	0.0
Secondary products and miscellaneous receipts.....		323122-SM						
Miscellaneous receipts.....		323122-M	12/03	102.6	102.6	102.6	2.6	0.0
Secondary products.....		323122-S	12/03	93.7	-	-	-	-
Petroleum and coal products manufacturing.....	324		12/84	382.2	222.3	169.1	-41.4	-23.9
Petroleum and coal products mfg.....	3241		12/84	382.2	222.3	169.1	-41.4	-23.9
Petroleum refineries.....	32411		06/85	393.6	218.3	160.7	-46.0	-26.4
Petroleum refineries.....	324110		06/85	393.6	218.3	160.7	-46.0	-26.4
Primary products.....		324110-P	06/85	398.6	221.1	162.8	-45.9	-26.4
Liquefied refinery gases, including other aliphatics (feed stock and other uses).....		324110-A	06/85	1,114.6	593.1	422.4	-56.2	-28.8
Gasoline, including finished base stocks and blending agents.....		324110-1	06/85	351.1	175.4	129.7	-51.4	-26.1
Motor gasoline, including finished base stocks and blending agents.....		324110-13	06/85	353.5	175.9	130.1	-51.7	-26.0
Regular gasoline.....		324110-134	06/85	346.8	170.7	125.9	-52.2	-26.2
Mid-premium gasoline.....		324110-135	12/87	511.4	262.0	192.2	-51.3	-26.6
Premium gasoline.....		324110-136	06/85	343.9	179.2	134.5	-49.3	-24.9
Jet fuel.....		324110-2	06/85	391.4	277.5	221.3	-33.6	-20.3
Kerosene, except jet fuel.....		324110-3	06/85	399.2	314.0	224.4	-33.7	-28.5
Light fuel oils.....		324110-4	06/85	433.1	277.3	208.4	-37.9	-24.8
Home heating oil and other distillates, NEC.....		324110-411	06/85	442.7	274.0	198.2	-40.5	-27.7
Diesel fuel.....		324110-413	06/85	434.0	281.6	214.7	-36.9	-23.8
Heavy fuel oils, including No. 5, No. 6, heavy diesel, gas enrichment oils, etc.....		324110-5	06/85	386.2	201.4	153.7	-43.8	-23.7
Asphalt.....		324110-9	06/85	338.7	248.8	199.1	48.3	-20.0
Asphalt paving and roofing materials mfg.....	32412		12/84	242.0	250.2	241.7	37.4	-3.4
Asphalt paving mixture & block mfg.....	324121		06/81	309.2	306.6	289.3	30.1	-5.6
Primary products.....		324121-P	06/81	312.8	310.0	291.7	31.8	-5.9
Asphalt paving mixtures & blocks.....		324121-0	06/81	312.8	310.0	291.7	31.8	-5.9
Emulsified asphalt, including liquid additives.....		324121-0111	12/04	198.1	208.8	184.5	21.1	-11.6
Other liquid asphalt and tar paving materials, including cut-backs.....		324121-0121	12/04	310.1	297.7	258.5	63.0	-13.2
Asphalt and tar paving mixtures (excluding liquid), & other asphalt paving mixtures.....		324121-0151	12/04	202.9	198.6	191.1	32.4	-3.8
Secondary products and miscellaneous receipts.....		324121-SM						
Miscellaneous receipts.....		324121-M	12/04	126.6	126.9	126.4	7.5	-0.4
Secondary products.....		324121-S	06/81	257.3	257.3	257.3	6.1	0.0
Asphalt shingle and coating materials mfg.....	324122		06/84	205.7	226.5	226.2	48.6	-0.1
Primary products.....		324122-P	06/84	209.9	230.6	230.2	51.0	-0.2
Roofing asphalts and pitches, coatings, and cements.....		324122-1	06/84	270.5	263.9	252.9	61.4	-4.2
Prepared asphalt & tar roofing & siding products, incl. saturated felts for nonbuilding use.....		324122-2	06/84	196.0	221.2	222.8	49.1	0.7
Secondary products and miscellaneous receipts.....		324122-SM						
Miscellaneous receipts.....		324122-M	12/91	158.8	158.8	158.8	7.7	0.0
Secondary products.....		324122-S	06/84	143.8	-	-	-	-
Other petroleum and coal products mfg.....	32419		12/84	354.0	367.5	367.7	43.5	0.1
Petroleum lubricating oil and grease mfg.....	324191		12/80	377.2	397.3	397.6	28.8	0.1
Primary products.....		324191-P	12/80	394.3	416.4	417.2	30.5	0.2
Petroleum lubricating oils and greases, made from refined petroleum.....		324191-0	12/80	394.3	416.4	417.2	30.5	0.2
Lubricating oils (incl. hydraulic fluids, etc.) made from refined petroleum.....		324191-0111	12/80	404.5	426.4	426.6	31.1	0.0
Lubricating greases, made from refined petroleum.....		324191-0121	12/80	311.7	334.2	339.6	25.8	1.6
Secondary products and miscellaneous receipts.....		324191-SM						
Miscellaneous receipts.....		324191-M	12/80	231.6	235.3	249.7	17.3	6.1
Secondary products.....		324191-S	12/80	237.6	239.1	226.8	3.6	-5.1
All other petroleum and coal products mfg.....	324199		12/03	260.5	260.5	260.5	104.5	0.0
Primary products.....		324199-P	12/03	271.4	271.4	271.4	111.0	0.0
All other petroleum and coal products (excl. coke oven products), made in coke oven estab.....		324199-2	12/02	276.2	276.2	276.2	111.0	0.0
Secondary products and miscellaneous receipts.....		324199-SM						
Chemical mfg.....	325		12/84	238.2	235.4	230.1	9.4	-2.3
Basic chemical mfg.....	3251		12/84	331.6	320.2	298.4	9.1	-6.8
Petrochemical mfg.....	32511		12/03	256.0	201.7	147.4	-25.5	-26.9

See footnotes at end of table.

Table 5. Producer price indexes for the net output of selected industries and their products, not seasonally adjusted — Continued

Industry and product ¹	Industry code	Product code	Index base	Index			Percent change to Dec. 2008 from:	
				Aug. 2008 ²	Nov. 2008 ²	Dec. 2008 ²	Dec. 2007	Nov. 2008
Petrochemical manufacturing.....	325110		12/03	257.7	203.0	148.2	-25.6	-27.0
Primary products.....		325110-P	12/03	306.9	237.5	159.5	-31.0	-32.8
Aromatics (benzene, toluene, xylene, etc), made in petrochemical plants.....		325110-1	05/83	412.0	341.1	235.9	-20.7	-30.8
Liquefied refinery gases (aliphatics), made in petrochemical plants.....		325110-4	06/01	326.2	—	153.6	-39.9	—
Secondary products and miscellaneous receipts.....		325110-SM						
Secondary products.....		325110-S	12/03	194.5	162.6	149.6	-6.7	-8.0
Industrial gas mfg.....	32512		12/03	156.9	139.1	142.4	10.5	2.4
Industrial gas manufacturing.....	325120		12/03	156.8	139.1	142.5	10.5	2.4
Primary products.....		325120-P	06/81	247.2	216.3	221.5	10.9	2.4
Oxygen.....		325120-A	06/81	241.4	240.9	—	—	—
Other industrial gases, including argon, hydrogen, helium, and carbon monoxide.....		325120-D	06/81	351.1	273.0	285.5	11.0	4.6
Acetylene.....		325120-1	06/81	270.4	272.1	—	—	—
Carbon dioxide.....		325120-4	06/81	303.8	331.2	—	—	—
Nitrogen.....		325120-7	06/81	130.9	131.0	—	—	—
Secondary products and miscellaneous receipts.....		325120-SM						
Synthetic dye and pigment mfg.....	32513		12/03	124.0	127.0	123.4	-0.1	-2.8
Inorganic dye and pigment manufacturing.....	325131		06/83	193.9	193.9	184.1	-9.7	-5.1
Primary products.....		325131-P	06/83	185.9	187.3	178.0	-7.8	-5.0
Titanium dioxide, composite and pure.....		325131-1	06/83	166.5	178.1	168.0	3.9	-5.7
Other white opaque pigments.....		325131-4	06/90	78.6	78.6	—	—	—
Chrome colors and other inorganic pigments.....		325131-7	06/83	277.1	251.3	239.9	-24.9	-4.5
Chrome colors.....		325131-71	12/01	178.3	185.1	—	—	—
Iron oxide pigments.....		325131-72	06/83	198.3	201.1	201.2	-4.6	0.0
All other inorganic pigments, including white extender pigments and ceramic color pigments.....		325131-73	12/97	206.3	168.4	153.6	-44.0	-8.8
Secondary products and miscellaneous receipts.....		325131-SM						
Miscellaneous receipts.....		325131-M	06/83	246.6	246.6	—	—	—
Secondary products.....		325131-S	06/83	329.6	275.1	252.0	-43.1	-8.4
Synthetic organic dye and pigment mfg.....	325132		12/03	112.1	118.4	118.4	14.6	0.0
Primary products.....		325132-P	12/03	111.9	119.0	119.1	16.4	0.1
Synthetic organic dyes.....		325132-1	12/82	98.2	102.6	102.6	11.6	0.0
Synthetic organic pigments, lakes, and toners.....		325132-4	12/82	153.4	164.8	164.9	19.1	0.1
Secondary products and miscellaneous receipts.....		325132-SM						
Secondary products.....		325132-S	12/03	120.8	122.9	122.9	—	0.0
Other basic inorganic chemical mfg.....	32518		12/03	220.6	223.2	223.3	34.1	0.0
Alkalies and chlorine manufacturing.....	325181		12/80	392.6	429.0	366.1	11.4	-14.7
Primary products.....		325181-P	12/80	349.6	382.0	383.2	35.0	0.3
Chlorine, compressed or liquefied.....		325181-1	12/80	247.6	226.0	—	—	—
Sodium hydroxide (caustic soda).....		325181-4	12/80	465.4	573.0	575.4	91.8	0.4
Other alkalies.....		325181-7	12/80	226.7	232.8	—	—	—
Secondary products and miscellaneous receipts.....		325181-SM						
Carbon black manufacturing.....	325182		12/83	263.3	296.7	296.7	28.2	0.0
Primary products.....		325182-P	12/83	265.2	300.4	300.4	29.8	0.0
Carbon black, all processes.....		325182-0	12/83	265.2	300.4	300.4	29.8	0.0
Secondary products and miscellaneous receipts.....		325182-SM						
All other basic inorganic chemical mfg.....	325188		12/82	327.4	323.4	336.0	40.7	3.9
Primary products.....		325188-P	12/82	316.0	302.4	318.5	47.9	5.3
Potassium and sodium compounds, excluding bleaches, alkalies, and alum.....		325188-A	12/82	313.2	330.2	404.2	120.0	22.4
Chemical catalytic preparations, excluding silica gel catalyst.....		325188-D	12/82	167.6	—	166.7	1.2	—
All other inorganic chemicals.....		325188-H	12/03	302.1	276.7	282.7	46.6	2.2
Sulfuric acid.....		325188-1	12/82	211.6	212.0	175.3	4.5	-17.3
Inorganic acids, excluding nitric, sulfuric, and phosphoric.....		325188-4	12/82	115.5	129.3	135.2	43.8	4.6
Other inorganic aluminum compounds.....		325188-7	12/82	244.8	—	—	—	—
Secondary products and miscellaneous receipts.....		325188-SM						
Secondary products.....		325188-S	12/82	262.6	—	268.2	6.7	—
Other basic organic chemical mfg.....	32519		12/03	152.3	157.0	150.3	14.2	-4.3
Gum and wood chemical manufacturing.....	325191		06/84	271.0	286.1	297.2	19.5	3.9
Primary products.....		325191-P	06/84	268.2	284.1	297.1	19.1	4.6
Gum and wood chemicals, including wood distillation products.....		325191-0	06/84	268.2	284.1	297.1	19.1	4.6
Secondary products and miscellaneous receipts.....		325191-SM						
Cyclic crude and intermediate manufacturing.....	325192		12/03	169.7	168.2	141.8	8.4	-15.7
Primary products.....		325192-P	12/03	174.5	174.6	149.5	11.8	-14.4

See footnotes at end of table.

Table 5. Producer price indexes for the net output of selected industries and their products, not seasonally adjusted — Continued

Industry and product ¹	Industry code	Product code	Index base	Index			Percent change to Dec. 2008 from:	
				Aug. 2008 ²	Nov. 2008 ²	Dec. 2008 ²	Dec. 2007	Nov. 2008
Cyclic crude and intermediate manufacturing - Continued								
Cyclic intermediates.....		325192-1	12/82	216.7	216.9	185.0	11.7	-14.7
Secondary products and miscellaneous receipts.....		325192-SM						
Ethyl alcohol manufacturing.....	325193		12/03	174.3	153.9	148.1	2.8	-3.8
Primary products.....		325193-P	12/82	271.3	233.9	222.4	-0.2	-4.9
Ethyl alcohol.....		325193-0	12/82	271.3	233.9	222.4	-0.2	-4.9
Secondary products and miscellaneous receipts.....		325193-SM						
Secondary products.....		325193-S	12/03	122.6	116.9	116.3	12.5	-0.5
All other basic organic chemical mfg.....	325199		12/03	158.3	164.7	159.3	15.1	-3.3
Primary products.....		325199-P	12/82	259.7	270.6	261.0	17.4	-3.5
Synthetic organic alcohols, mixed and unmixed.....		325199-G	12/06	139.9	143.1	143.1	22.7	0.0
Synthetic organic chemicals for use as flavor and perfume materials.....		325199-H	12/03	108.7	107.7	-	-	-
Synthetic organic rubber-processing chemicals.....		325199-K	12/03	247.0	242.7	-	-	-
Synthetic organic plasticizers.....		325199-N	12/03	156.4	156.9	-	-	-
Miscellaneous end use chemicals and chemical products, excluding urea.....		325199-T	12/82	217.8	228.7	233.8	33.3	2.2
Miscellaneous cyclic and acyclic chemicals and chemical products, excluding fatty acid esters.....		325199-V	12/82	325.8	333.8	300.4	1.9	-10.0
Fatty acids.....		325199-1	06/85	180.0	205.2	-	-	-
Secondary products and miscellaneous receipts.....		325199-SM						
Miscellaneous receipts.....		325199-M	12/82	1,204.1	1,237.8	1,237.8	6.6	0.0
Secondary products.....		325199-S	12/82	260.4	270.1	262.8	8.7	-2.7
Resin, synthetic rubber, and artificial/synthetic fiber/filaments mfg.....	3252		12/84	207.1	190.6	180.9	-1.2	-5.1
Resin and synthetic rubber mfg.....	32521		12/03	168.4	154.5	146.1	-1.2	-5.4
Plastics material and resin mfg.....	325211		12/80	274.4	245.9	233.7	-4.9	-5.0
Primary products.....		325211-P	12/80	251.0	229.1	206.6	-6.6	-9.8
Thermoplastic resins and plastics materials.....		325211-1	12/80	249.4	224.6	199.9	-7.9	-11.0
Thermosetting resins and plastics materials.....		325211-4	12/80	255.0	251.5	243.7	1.1	-3.1
Secondary products and miscellaneous receipts.....		325211-SM						
Miscellaneous receipts.....		325211-M	12/98	105.2	106.4	106.4	-0.3	0.0
Secondary products.....		325211-S	12/80	439.9	350.8	440.1	3.3	25.5
Synthetic rubber manufacturing.....	325212		06/81	233.4	252.1	231.7	34.8	-8.1
Primary products.....		325212-P	06/81	241.1	262.0	240.8	36.7	-8.1
Synthetic rubber (vulcanizable elastomers).....		325212-0	06/81	241.1	262.0	240.8	36.7	-8.1
Secondary products and miscellaneous receipts.....		325212-SM						
Artificial and synthetic fibers/filaments mfg.....	32522		12/03	116.4	110.6	109.3	-2.2	-1.2
Noncellulosic organic fiber mfg.....	325222		06/81	118.5	112.6	111.2	-2.3	-1.2
Primary products.....		325222-P	06/81	118.9	113.0	111.6	-2.3	-1.2
Nylon and other polyamide manufactured fibers.....		325222-1	12/89	109.2	106.0	106.0	-1.1	0.0
Polyolefin manufactured fibers.....		325222-4	12/89	217.8	162.5	145.0	-18.3	-10.8
Polyester manufactured fibers.....		325222-7	12/89	102.0	102.9	102.8	3.3	-0.1
Pesticide, fertilizer, and other agricultural chemical mfg.....	3253		12/84	332.5	312.8	277.8	43.6	-11.2
Fertilizer mfg.....	32531		12/03	348.7	319.3	271.1	60.4	-15.1
Nitrogenous fertilizer manufacturing.....	325311		12/79	491.9	416.3	432.5	37.5	3.9
Primary products.....		325311-P	12/79	479.5	399.5	416.2	35.0	4.2
Synthetic ammonia, nitric acid, and ammonium compounds.....		325311-1	12/79	483.4	452.7	461.6	39.0	2.0
Urea.....		325311-4	12/79	378.9	216.2	245.4	21.5	13.5
Fertilizer materials of organic origin, incl. activated sewage sludge, processed tankage etc.....		325311-7	06/03	242.8	241.9	241.9	49.7	0.0
Secondary products and miscellaneous receipts.....		325311-SM						
Secondary products.....		325311-S	12/79	519.9	612.6	605.9	115.1	-1.1
Phosphatic fertilizer manufacturing.....	325312		12/79	784.0	715.1	550.0	88.9	-23.1
Primary products.....		325312-P	12/79	672.6	607.7	465.4	87.9	-23.4
Superphosphates and other phosphatic fertilizer materials.....		325312-2	12/79	578.2	565.2	460.1	79.1	-18.6
Mixed fertilizers, made in plants which manufacture fertilizer materials.....		325312-7	12/79	641.9	599.9	443.2	77.1	-26.1
Secondary products and miscellaneous receipts.....		325312-SM						
Fertilizer, mixing only, manufacturing.....	325314		12/79	311.8	321.4	276.9	36.8	-13.8
Primary products.....		325314-P	12/79	309.1	321.0	273.5	36.9	-14.8
Mixed fertilizers, mixing only.....		325314-0	06/86	274.6	285.1	243.0	36.9	-14.8
Mixed fertilizers, dry, mixing only.....		325314-01	06/03	194.7	205.7	170.5	28.4	-17.1
Mixed fertilizers, liquid, mixing only.....		325314-02	06/86	451.0	433.9	416.9	86.4	-3.9
Secondary products and miscellaneous receipts.....		325314-SM						
Miscellaneous receipts.....		325314-M	12/79	278.0	259.3	246.1	31.2	-5.1

See footnotes at end of table.

Table 5. Producer price indexes for the net output of selected industries and their products, not seasonally adjusted — Continued

Industry and product ¹	Industry code	Product code	Index base	Index			Percent change to Dec. 2008 from:	
				Aug. 2008 ²	Nov. 2008 ²	Dec. 2008 ²	Dec. 2007	Nov. 2008
Fertilizer, mixing only, manufacturing - Continued								
Secondary products.....		325314-S	12/79	338.6	370.3	352.8	57.8	-4.7
Pesticide and other agricultural chemical mfg.....	32532		12/03	116.6	120.2	121.8	11.8	1.3
Pesticide and other agricultural chemical manufacturing.....	325320		06/82	160.6	165.5	167.7	11.8	1.3
Primary products.....		325320-P	06/82	169.5	174.9	176.7	11.9	1.0
Agricultural and commercial pesticides and chemicals.....		325320-1	06/03	120.0	124.1	125.8	16.1	1.4
Lawn and garden pesticides and chemicals.....		325320-4	06/03	112.8	128.9	128.9	15.8	0.0
Household and institutional pesticides and chemicals.....		325320-7	06/03	113.7	—	114.7	0.2	—
Secondary products and miscellaneous receipts.....		325320-SM						
Secondary products.....		325320-S	06/82	129.1	134.9	134.9	7.7	0.0
Pharmaceutical and medicine mfg.....	3254		12/84	296.2	298.7	302.6	8.1	1.3
Pharmaceutical and medicine mfg.....	32541		12/03	124.1	125.2	126.8	8.1	1.3
Medicinal and botanical manufacturing.....	325411		06/82	165.8	163.7	163.3	18.2	-0.2
Primary products.....		325411-P	06/82	166.7	166.6	166.6	19.8	0.0
Synthetic organic medicinal chemicals, in bulk.....		325411-1	06/82	172.4	172.3	172.3	23.0	0.0
Medicinals and botanicals, all other medicinal chemicals and botanical products, in bulk.....		325411-4	06/82	138.8	138.9	138.9	7.5	0.0
Secondary products and miscellaneous receipts.....		325411-SM						
Secondary products.....		325411-S	06/82	165.3	119.6	112.0	-16.7	-6.4
Pharmaceutical preparation manufacturing.....	325412		06/81	442.9	448.2	455.6	8.2	1.7
Primary products.....		325412-P	06/81	467.0	473.0	481.8	8.8	1.9
Pharmaceutical preparations, acting on the respiratory system.....		325412-A	06/01	130.6	130.6	130.7	4.8	0.1
Bronchial therapy.....		325412-A111	06/81	722.8	722.8	722.8	5.3	0.0
Other respiratory preparations.....		325412-A112	06/01	128.1	128.2	128.3	3.7	0.1
Other respiratory preparations, prescription.....		325412-A1121	06/01	158.2	158.4	158.6	5.2	0.1
Other respiratory preparations, non-prescription.....		325412-A1122	06/01	101.1	101.1	101.1	1.0	0.0
Pharmaceutical preparations, acting on the digestive or the genito-urinary systems.....		325412-D	06/01	143.5	145.9	145.9	5.8	0.0
Antispasmodic/antisecretory.....		325412-D111	06/81	517.0	520.3	520.3	8.6	0.0
Other digestive or genito-urinary preparations.....		325412-D112	06/01	126.9	129.4	129.4	5.0	0.0
Other digestive or genito-urinary preparations, prescription.....		325412-D1121	06/01	132.6	135.4	135.4	5.5	0.0
Other digestive or genito-urinary preparations, non-prescription.....		325412-D1122	06/01	103.1	103.6	103.5	0.7	-0.1
Pharmaceutical preparations, acting on the skin.....		325412-G	06/01	143.0	152.0	151.8	13.9	-0.1
Skin preparations, prescription.....		325412-G111	06/81	1,138.5	1,276.0	1,272.2	24.1	-0.3
Skin preparations, non-prescription.....		325412-G112	06/81	232.7	232.8	232.8	3.5	0.0
Pharmaceutical preparations, vitamin, nutrient, and hematinic preparations.....		325412-L	06/01	111.3	112.8	113.2	6.9	0.4
Multivitamins.....		325412-L111	06/81	169.1	168.3	170.1	4.7	1.1
Other vitamins and nutrients.....		325412-L112	06/01	112.8	115.5	115.5	8.1	0.0
Other vitamins and nutrients, prescription.....		325412-L1121	06/01	140.0	144.5	—	—	—
Other vitamins and nutrients, non-prescription.....		325412-L1122	06/01	98.5	99.9	—	—	—
Pharmaceutical preparations, affecting parasitic and infective diseases (excluding diagnostics.....		325412-Q	06/01	139.9	141.1	141.3	3.6	0.1
Broad and medium spectrum antibiotics.....		325412-Q111	06/81	346.4	346.4	346.4	2.3	0.0
Systemic antivirals.....		325412-Q112	06/01	137.2	142.6	142.5	5.7	-0.1
Other parasitic and infective diseases.....		325412-Q113	06/01	138.7	137.5	138.3	3.6	0.6
Pharmaceutical preparations, for veterinary use (excluding pet flea and tick products).....		325412-T	06/81	147.5	147.9	147.9	5.0	0.0
Pharmaceuticals, affecting neoplasms, the endocrine system, and metabolic diseases.....		325412-1	06/01	156.6	157.9	165.2	12.5	4.6
Cancer therapy products.....		325412-1111	06/81	800.6	799.4	798.7	0.6	-0.1
Insulin/antidiabetes products.....		325412-1112	06/81	452.8	482.9	482.9	13.5	0.0
Other neoplasms, endocrine system, and metabolic diseases, including hormones.....		325412-1113	06/81	577.7	577.4	617.2	15.8	6.9
Pharmaceutical preparations, acting on the central nervous system and the sense organs.....		325412-4	06/01	143.0	145.5	147.3	10.2	1.2
Analgesics.....		325412-4111	06/01	120.4	118.7	125.8	10.4	6.0
Analgesics, prescription.....		325412-41111	06/81	675.9	664.7	710.1	11.0	6.8
Analgesics, non-prescription.....		325412-41112	06/81	236.0	—	—	—	—
Psychotherapeutics.....		325412-4112	06/81	3,173.9	3,197.8	3,198.2	11.2	0.0
Antidepressants.....		325412-41121	12/87	562.5	565.1	565.1	11.8	0.0
Other psychotherapeutics, including tranquilizers.....		325412-41123	06/01	155.5	159.0	159.1	8.5	0.1
Other central nervous system and sense organs.....		325412-4113	06/01	119.3	124.8	123.9	9.3	-0.7
Pharmaceutical preparations, acting on the cardiovascular system.....		325412-7	06/81	499.3	506.2	531.2	11.4	4.9
Anticoagulants.....		325412-7111	06/81	117.5	121.0	121.0	5.5	0.0
ACE inhibitors.....		325412-7112	06/01	97.1	92.8	92.5	-3.2	-0.3
Other cardiovascular preparations.....		325412-7113	06/01	154.2	158.0	168.2	15.2	6.5

See footnotes at end of table.

Table 5. Producer price indexes for the net output of selected industries and their products, not seasonally adjusted — Continued

Industry and product ¹	Industry code	Product code	Index base	Index			Percent change to Dec. 2008 from:	
				Aug. 2008 ²	Nov. 2008 ²	Dec. 2008 ²	Dec. 2007	Nov. 2008
Pharmaceutical preparation manufacturing - Continued								
Secondary products and miscellaneous receipts.....		325412-SM						
Miscellaneous receipts.....		325412-M	06/81	443.9	449.2	449.2	7.4	0.0
Secondary products.....		325412-S	06/81	193.4	193.4	193.4	0.5	0.0
In-vitro diagnostic substance mfg.....	325413							
Primary products.....		325413-P	06/87	212.7	212.2	210.9	1.9	-0.6
In-vitro diagnostic substances.....		325413-0	06/91	143.3	142.8	141.8	2.4	-0.7
In-vitro diagnostic substances (clinical chemistry) reagents, including toxicology.....		325413-01	06/87	127.2	126.8	125.9	2.4	-0.7
In-vitro diagnostic substances (clinical chemistry) standards and controls, incl toxicology.....		325413-02	06/87	132.8	132.0	130.6	1.9	-1.1
In-vitro diagnostic substances, blood bank, hematology, and coagulation products.....		325413-03	06/00	165.8	167.5	167.2	2.3	-0.2
In-vitro diagnostic substances, microbiology, virology, serology, cytology, and histology.....		325413-04	06/87	142.8	142.9	142.7	7.7	-0.1
In-vitro diagnostic substances, culture media.....		325413-05	12/03	144.0	144.4	144.4	2.8	0.0
In-vitro diagnostic substances, other.....		325413-06	12/03	114.9	114.9	118.0	9.8	2.7
Secondary products and miscellaneous receipts.....		325413-SM		96.9	96.9	-	-	-
Miscellaneous receipts.....		325413-M	12/80	315.8	315.8	315.8	0.0	0.0
Secondary products.....		325413-S	03/80	251.2	251.2	251.2	1.2	0.0
Other biological product manufacturing.....	325414							
Primary products.....		325414-P	06/91	174.8	175.3	175.5	2.6	0.1
Biological products, excluding diagnostics, for veterinary, industrial, and all other misc. us.....		325414-A	03/80	168.1	168.7	168.9	2.7	0.1
Other biologics, excluding diagnostics, for human use.....		325414-7	06/87	135.8	136.3	137.1	7.5	0.6
Secondary products and miscellaneous receipts.....		325414-SM		244.1	244.6	244.6	1.9	0.0
Miscellaneous receipts.....		325414-M	12/93	221.3	218.9	218.9	0.2	0.0
Paint, coating & adhesive mfg.....	3255		12/03	131.9	134.7	137.0	11.1	1.7
Paint and coating mfg.....	32551		06/83	227.3	230.9	236.2	11.5	2.3
Paint and coating manufacturing.....	325510		06/83	226.9	230.5	235.8	11.5	2.3
Primary products.....		325510-P	06/83	228.3	232.0	237.6	11.8	2.4
Miscellaneous allied paint products including paint and varnish removers, thinners, etc.....		325510-B	12/88	228.4	233.2	232.2	8.6	-0.4
Architectural coatings.....		325510-1	06/83	251.5	253.2	266.7	16.6	5.3
Product finishes for original equipment manufacturers (OEM), excluding marine coatings.....		325510-4	06/83	157.9	163.0	162.9	7.9	-0.1
Special purpose coatings incl. marine, industrial, construction and maintenance coatings, etc.....		325510-7	06/83	291.6	296.3	295.9	6.9	-0.1
Secondary products and miscellaneous receipts.....		325510-SM						
Miscellaneous receipts.....		325510-M	06/83	194.9	197.4	197.0	5.1	-0.2
Secondary products.....		325510-S	06/83	226.8	228.4	225.5	10.3	-1.3
Adhesive mfg.....	32552		12/03	129.2	133.7	134.1	10.3	0.3
Adhesive manufacturing.....	325520		12/83	210.2	217.5	218.1	10.3	0.3
Primary products.....		325520-P	12/83	211.1	218.4	219.3	10.7	0.4
Nonstructural caulking compounds and sealants.....		325520-A	12/06	106.6	109.6	111.4	7.9	1.6
Natural base glues and adhesives.....		325520-1	12/83	236.9	-	-	-	-
Synthetic resin & rubber adhesives, incl all types of bonding & laminating adhesives.....		325520-4	12/83	222.1	233.6	231.6	14.2	-0.9
Secondary products and miscellaneous receipts.....		325520-SM						
Miscellaneous receipts.....		325520-M	12/83	230.7	250.8	246.0	9.6	-1.9
Secondary products.....		325520-S	12/83	180.1	180.9	180.9	6.1	0.0
Soap, cleaners, and toilet preparation mfg.....	3256		12/84	153.3	158.8	158.7	6.4	-0.1
Soap & cleaning compound mfg.....	32561		12/03	121.2	128.7	128.4	11.7	-0.2
Soap and other detergent manufacturing.....	325611		06/83	153.1	167.9	167.1	13.0	-0.5
Primary products.....		325611-P	06/83	148.4	164.1	163.2	14.3	-0.5
Soaps and detergents, commercial, industrial, and institutional.....		325611-1	06/83	199.6	212.5	210.2	9.1	-1.1
Commercial, industrial, and institutional dishwashing detergents.....		325611-1T	06/07	104.9	106.1	105.4	3.6	-0.7
Hard surface soaps and detergents, commercial, industrial, and institutional.....		325611-11	06/07	109.3	111.8	115.1	13.2	3.0
Commercial, industrial, and institutional laundry detergents.....		325611-12	06/07	105.2	117.0	114.0	10.9	-2.6
Dairy, farm, and food plant cleaners, sanitizers, etc.....		325611-16	06/07	105.5	105.8	105.7	4.0	-0.1
Commercial, industrial, and institutional soaps, excluding specialty cleaners.....		325611-17	06/07	107.1	109.7	109.6	8.0	-0.1
Household detergents.....		325611-4	06/83	122.7	148.3	148.4	25.3	0.1
Soaps, excluding specialty cleaners, household.....		325611-7	06/83	174.4	176.6	176.6	7.6	0.0
Secondary products and miscellaneous receipts.....		325611-SM						
Miscellaneous receipts.....		325611-M	06/83	156.4	157.8	157.8	6.0	0.0

See footnotes at end of table.

Table 5. Producer price indexes for the net output of selected industries and their products, not seasonally adjusted — Continued

Industry and product ¹	Industry code	Product code	Index base	Index			Percent change to Dec. 2008 from:	
				Aug. 2008 ²	Nov. 2008 ²	Dec. 2008 ²	Dec. 2007	Nov. 2008
Soap and other detergent manufacturing - Continued								
Secondary products.....		325611-S	06/83	176.7	187.3	187.2	7.1	-0.1
Polish and other sanitation good manufacturing.....	325612		06/83	168.8	172.1	172.5	7.2	0.2
Primary products.....		325612-P	06/83	166.2	170.7	170.8	7.4	0.1
Specialty cleaning and sanitation products (including household bleaches).....		325612-5	06/83	158.0	162.0	162.3	6.3	0.2
Household bleaches, disinfectants, and laundry fabric softeners.....		325612-5T	06/07	106.4	109.0	109.3	6.4	0.3
Air and room fresheners.....		325612-53	06/83	137.8	138.1	138.4	3.4	0.2
Specialty cleaning and sanitation products.....		325612-54	06/89	143.9	148.4	148.7	6.7	0.2
Polishing preparations and related products.....		325612-7	06/83	185.1	190.4	190.2	9.3	-0.1
Secondary products and miscellaneous receipts.....		325612-SM						
Miscellaneous receipts.....		325612-M	06/83	138.9	138.9	139.0	5.5	0.1
Secondary products.....		325612-S	06/83	190.6	194.3	196.6	9.4	1.2
Surface active agent manufacturing.....	325613		12/83	217.1	220.4	219.7	15.4	-0.3
Primary products.....		325613-P	12/83	232.3	236.4	235.5	16.4	-0.4
Surfactants, finishing agents, and assistants.....		325613-0	12/83	232.3	236.4	235.5	16.4	-0.4
Textile and leather assistants and finishes.....		325613-01	12/83	165.3	170.3	170.9	11.3	0.4
Surfactants (bulk surface active agents).....		325613-02	12/83	258.7	261.2	259.1	19.5	-0.8
Secondary products and miscellaneous receipts.....		325613-SM						
Secondary products.....		325613-S	12/83	178.7	178.7	—	—	—
Toilet preparation mfg.....	32562		12/03	104.4	104.9	105.1	0.6	0.2
Toilet preparation manufacturing.....	325620		03/80	189.9	190.9	191.2	0.6	0.2
Primary products.....		325620-P	03/80	190.2	191.1	191.4	0.4	0.2
Denifrices, mouthwashes, gargles, and rinses.....		325620-A	12/03	99.3	99.3	99.3	-0.7	0.0
Creams, lotions and oils (excl. shaving, hair, and deodorant).....		325620-D	03/80	188.8	189.0	190.2	-3.8	0.6
Creams, excluding shaving.....		325620-D1	06/07	95.8	96.0	97.0	-2.9	1.0
Lotions and oils.....		325620-D2	06/07	94.6	94.6	94.6	-5.4	0.0
Other cosmetics and toilet preparations.....		325620-G	06/99	103.6	104.6	104.7	1.8	0.1
Cosmetics.....		325620-G1	06/07	91.9	91.9	92.4	1.1	0.5
Other cosmetics and toilet preparations.....		325620-G4	06/07	105.4	107.1	106.8	2.2	-0.3
Shaving preparations.....		325620-1	03/80	179.5	179.5	179.5	0.3	0.0
Perfumes, toilet waters, and colognes.....		325620-4	03/80	219.9	219.9	221.4	2.1	0.7
Hair preparations (including shampoos).....		325620-7	03/80	195.1	196.0	195.7	1.5	-0.2
Hair preparations (including shampoos).....		325620-71	06/07	102.5	102.5	102.5	1.3	0.0
Hair tonics, including hair and scalp conditioners.....		325620-72	06/07	101.8	102.9	102.6	1.9	-0.3
Secondary products and miscellaneous receipts.....		325620-SM						
Miscellaneous receipts.....		325620-M	03/80	124.0	124.0	124.0	0.0	0.0
Secondary products.....		325620-S	03/80	307.4	309.4	310.1	3.3	0.2
Other chemical product & preparation mfg.....	3259		12/03	128.5	130.5	130.6	8.7	0.1
Printing ink mfg.....	32591		12/03	124.2	129.1	129.3	10.6	0.2
Printing ink manufacturing.....	325910		06/84	166.5	173.0	173.3	10.7	0.2
Primary products.....		325910-P	06/84	167.1	173.9	174.2	11.2	0.2
Flexographic printing inks.....		325910-A	06/84	164.5	170.9	171.3	21.6	0.2
All other printing inks.....		325910-H	06/84	175.1	177.1	177.3	4.6	0.1
Letterpress printing inks.....		325910-1	06/84	193.5	193.8	193.8	2.8	0.0
Gravure printing inks.....		325910-7	06/84	150.1	150.5	151.4	5.0	0.6
Lithographic and offset printing inks.....		325910-9	06/84	169.0	177.6	177.7	9.0	0.1
Secondary products and miscellaneous receipts.....		325910-SM						
Miscellaneous receipts.....		325910-M	06/84	173.3	173.7	173.7	2.2	0.0
Secondary products.....		325910-S	06/84	119.9	121.3	121.3	0.7	0.0
Explosives mfg.....	32592		12/06	115.5	118.6	117.6	13.8	-0.8
Explosives manufacturing.....	325920		12/80	293.8	301.8	299.1	13.8	-0.9
Primary products.....		325920-P	12/80	256.6	265.6	261.5	11.9	-1.5
Explosives.....		325920-0	12/80	258.2	267.4	263.2	11.9	-1.6
Secondary products and miscellaneous receipts.....		325920-SM						
Miscellaneous receipts.....		325920-M	12/80	463.8	458.7	469.4	23.1	2.3
Secondary products.....		325920-S	12/95	153.1	153.1	—	—	—
All other chemical product & preparation mfg.....	32599		12/03	129.2	130.8	130.8	8.4	0.0
Custom compounding of purchased resins.....	325991		06/93	149.0	148.3	149.0	4.4	0.5
Primary products.....		325991-P	06/93	152.5	151.8	152.5	4.1	0.5
Custom compounding of purchased resins and color concentrates.....		325991-1	06/93	152.5	151.8	152.5	4.1	0.5
Custom compounding of purchased resins.....		325991-11	06/93	156.8	155.9	155.9	4.1	0.0
Plastics color concentrates.....		325991-12	06/93	138.4	—	—	—	—
Secondary products and miscellaneous receipts.....		325991-SM						

See footnotes at end of table.

Table 5. Producer price indexes for the net output of selected industries and their products, not seasonally adjusted — Continued

Industry and product ¹	Industry code	Product code	Index base	Index			Percent change to Dec. 2008 from:	
				Aug. 2008 ²	Nov. 2008 ²	Dec. 2008 ²	Dec. 2007	Nov. 2008
Photographic film and chemical manufacturing.....	325992		12/03	106.5	104.6	105.3	0.3	0.7
Primary products.....		325992-P	12/03	109.7	106.9	107.9	1.2	0.9
Photographic sensitized film, plates, paper and cloth.....		325992-T	06/07	107.4	103.3	103.3	0.4	0.0
Prepared photographic chemicals.....		325992-5	12/83	72.3	75.0	79.2	4.6	5.6
Secondary products and miscellaneous receipts.....		325992-SM						
Miscellaneous receipts.....		325992-M	12/03	97.6	—	97.6	-2.4	—
Other miscellaneous chemical product mfg.....	325998		06/85	206.6	214.6	213.5	15.8	-0.5
Primary products.....		325998-P	06/85	194.7	203.3	202.5	12.1	-0.4
Water treating compounds.....		325998-A	06/85	183.5	192.2	192.2	16.5	0.0
Automotive chemicals.....		325998-E	12/03	157.2	—	—	—	—
All other chemical preparations, including essential oils and waterproofing compounds.....		325998-J	06/85	200.8	210.1	209.7	14.7	-0.2
Evaporated salt, (bulk, pressed blocks, and packaged), excluding table salt.....		325998-1	06/85	161.7	—	165.7	7.6	—
Secondary products and miscellaneous receipts.....		325998-SM						
Miscellaneous receipts.....		325998-M	12/03	161.0	161.0	161.0	30.3	0.0
Plastics and rubber products mfg.....	326		12/84	165.2	167.9	165.1	7.8	-1.7
Plastics product mfg.....	3261		06/93	147.2	148.9	146.1	7.3	-1.9
Unsupported plastics film, sheet, and bag mfg.....	32611		12/03	143.8	145.2	138.5	8.3	-4.6
Plastics bag manufacturing.....	326111		12/03	154.0	155.1	148.8	14.8	-4.1
Primary products.....		326111-P	12/03	156.2	157.5	151.2	15.5	-4.0
Single-web film specialty bags, pouches, and liners.....		326111-1	12/83	241.5	243.9	234.6	16.4	-3.8
Multiweb film/film combination specialty bags, pouches, and liners.....		326111-3	12/03	138.6	135.8	127.7	5.2	-6.0
Secondary products and miscellaneous receipts.....		326111-SM						
Miscellaneous receipts.....		326111-M	12/03	123.0	122.7	122.7	10.3	0.0
Secondary products.....		326111-S	12/03	141.3	139.8	130.4	2.8	-6.7
Plastics packaging film and sheet mfg.....	326112		12/03	128.4	127.4	121.5	4.9	-4.6
Primary products.....		326112-P	12/03	131.5	130.4	124.6	5.7	-4.4
Single-web film, rolls, and sheets, including coextruded, for flexible packaging uses.....		326112-1	12/87	190.7	186.9	175.6	3.4	-6.0
Single-web film, rolls, and sheets, including coextruded, for flexible packaging uses.....		326112-11	06/07	125.1	123.1	114.7	3.9	-6.8
Coextruded single-web film, for flexible packaging uses.....		326112-12	06/07	111.1	106.4	104.5	0.9	-1.8
Film/film multiweb laminated rolls and sheets, except foil, for flexible packaging uses.....		326112-3	12/87	165.4	167.9	166.2	10.6	-1.0
Polypropylene/polypropylene multiweb laminated rolls and sheets, for flexible packaging uses.....		326112-31	06/07	113.8	115.7	114.2	12.4	-1.3
All metalized film/film multiweb laminated rolls and sheets, for flexible packaging uses.....		326112-34	06/07	106.9	108.2	107.4	8.6	-0.7
Secondary products and miscellaneous receipts.....		326112-SM						
Secondary products.....		326112-S	12/03	112.2	114.7	104.5	-0.5	-8.9
Nonpackaging plastics film and sheet mfg.....	326113		06/93	169.7	172.9	164.3	6.2	-5.0
Primary products.....		326113-P	12/82	206.8	209.1	201.8	7.6	-3.5
Unlaminated plastics film and sheet, excluding packaging... sheet.....		326113-0	12/82	206.8	209.1	201.8	7.6	-3.5
Unlaminated polyethylene and polypropylene film and sheet.....		326113-0T	06/07	118.1	117.6	108.8	1.9	-7.5
Unlaminated vinyl and vinyl copolymer film and sheet....		326113-03	06/93	147.0	151.4	151.2	6.9	-0.1
Other unlaminated plastics film and sheet.....		326113-04	06/93	155.3	158.6	157.9	14.3	-0.4
Secondary products and miscellaneous receipts.....		326113-SM						
Secondary products.....		326113-S	06/93	130.2	139.8	118.5	-2.2	-15.2
Plastics pipe/fitting/unsupported shapes mfg.....	32612		12/03	153.4	153.0	147.7	6.2	-3.5
Unlaminated plastics profile shape mfg.....	326121		06/93	128.8	131.6	130.7	8.0	-0.7
Primary products.....		326121-P	12/82	165.7	169.6	168.2	7.5	-0.8
Unlaminated plastics profile shapes.....		326121-0	12/82	165.7	169.6	168.2	7.5	-0.8
Secondary products and miscellaneous receipts.....		326121-SM						
Secondary products.....		326121-S	06/93	159.6	161.7	161.7	13.5	0.0
Plastics pipe and pipe fitting manufacturing.....	326122		06/93	227.3	223.6	212.2	5.0	-5.1
Primary products.....		326122-P	12/82	218.9	214.2	202.8	4.9	-5.3
Plastics pipe.....		326122-1	12/82	225.4	219.8	206.6	3.8	-6.0
Plastics drain, waste and vent pipe.....		326122-11	06/87	166.8	156.3	147.0	6.9	-6.0
Plastics water pipe.....		326122-13	06/87	190.4	179.1	171.2	-2.3	-4.4
Plastics industrial and mining pipe (incl. chemical processing, food processing).....		326122-15	06/93	340.2	441.8	421.5	34.6	-4.6
Plastics sewer pipe.....		326122-16	06/87	196.7	168.4	149.9	-19.7	-11.0
Plastics oil and gas pipe.....		326122-17	07/93	174.7	161.2	155.3	14.9	-3.7
Other plastics pipe.....		326122-19	07/87	339.9	286.5	232.8	-18.0	-18.7
Plastics pipe fittings and unions.....		326122-3	12/03	153.9	155.0	154.0	13.2	-0.6
Secondary products and miscellaneous receipts.....		326122-SM						

See footnotes at end of table.

Table 5. Producer price indexes for the net output of selected industries and their products, not seasonally adjusted — Continued

Industry and product ¹	Industry code	Product code	Index base	Index			Percent change to Dec. 2008 from:	
				Aug. 2008 ²	Nov. 2008 ²	Dec. 2008 ²	Dec. 2007	Nov. 2008
Plastics pipe and pipe fitting manufacturing - Continued								
Miscellaneous receipts.....		326122-M	12/99	112.8	117.0	116.6	-4.1	-0.3
Laminated plastics plate, sheet, and shape mfg.....	32613		12/03	113.9	113.9	113.9	4.0	0.0
Laminated plastics plate, sheet, and shapes.....	326130		06/93	141.7	141.7	141.7	4.0	0.0
Primary products.....		326130-P	12/82	182.7	182.4	182.4	3.0	0.0
Plastics laminates (excluding flexible packaging).....		326130-0	12/82	182.7	182.4	182.4	3.0	0.0
Secondary products and miscellaneous receipts.....		326130-SM						
Secondary products.....		326130-S	06/93	139.0	140.6	140.6	11.6	0.0
Polystyrene foam product mfg.....	32614		12/03	138.6	141.6	141.6	10.4	0.0
Polystyrene foam product manufacturing.....	326140		12/03	138.6	141.6	141.7	10.4	0.1
Primary products.....		326140-P	12/03	139.5	142.8	142.5	10.0	-0.2
Packaging, polystyrene foam products.....		326140-2	12/03	135.6	138.8	137.9	11.4	-0.6
Polystyrene foam food containers.....		326140-21	06/06	117.0	119.2	117.7	13.8	-1.3
Polystyrene foam protective shipping pads/shaped cushioning/other foam packaging supplies.....		326140-22	06/06	116.2	119.6	119.7	8.6	0.1
Building and construction polystyrene foam products.....		326140-3	12/03	113.3	113.6	113.7	1.7	0.1
Consumer and institutional polystyrene foam products.....		326140-5	12/82	193.7	197.1	196.9	10.5	-0.1
All other polystyrene foam products incl transportation application uses.....		326140-7	06/06	111.9	119.4	119.5	13.9	0.1
Secondary products and miscellaneous receipts.....		326140-SM						
Miscellaneous receipts.....		326140-M	06/04	115.7	115.8	123.5	6.8	6.6
Secondary products.....		326140-S	05/04	138.9	-	-	-	-
Foam product (ex polystyrene) mfg.....	32615		12/03	145.5	149.5	148.8	13.0	-0.5
Urethane and other foam product mfg.....	326150		12/03	145.5	149.5	148.8	13.0	-0.5
Primary products.....		326150-P	12/03	144.6	148.9	148.1	13.5	-0.5
Transportation polyurethane foam products.....		326150-1	12/82	169.5	176.5	176.3	9.9	-0.1
Packaging polyurethane foam products.....		326150-2	12/03	153.8	-	153.3	23.8	-
Building and construction polyurethane foam.....		326150-3	12/03	126.1	132.9	132.9	5.5	0.0
Furniture and furnishings polyurethane foam products.....		326150-4	12/82	236.9	244.7	242.4	18.9	-0.9
Consumer and institutional polyurethane foam products.....		326150-5	12/03	147.8	154.2	153.3	30.9	-0.6
All other miscellaneous polyurethane foam products.....		326150-6	12/03	104.1	104.6	105.8	2.7	1.1
Products made of foam other than polystyrene or polyurethane, incl. vinyl.....		326150-9	12/99	125.0	123.5	122.8	-1.1	-0.6
Secondary products and miscellaneous receipts.....		326150-SM						
Secondary products.....		326150-S	12/03	159.4	-	160.8	14.0	-
Plastics bottle mfg.....	32616		12/03	130.7	133.6	125.0	2.0	-6.4
Plastics bottle manufacturing.....	326160		06/93	147.3	150.5	140.9	2.1	-6.4
Primary products.....		326160-P	12/82	168.6	173.4	162.0	2.7	-6.6
Plastics bottles.....		326160-0	06/87	160.6	165.2	154.3	2.7	-6.6
Secondary products and miscellaneous receipts.....		326160-SM						
Secondary products.....		326160-S	06/93	151.6	-	-	-	-
Other plastics product mfg.....	32619		12/03	120.7	122.0	121.4	6.8	-0.5
Plastics plumbing fixture manufacturing.....	326191		06/93	134.3	135.5	135.5	5.7	0.0
Primary products.....		326191-P	06/93	134.5	135.9	135.9	5.9	0.0
Plastics plumbing fixtures.....		326191-0	06/93	134.5	135.9	135.9	5.9	0.0
Secondary products and miscellaneous receipts.....		326191-SM						
Secondary products.....		326191-S	12/04	103.5	-	-	-	-
Resilient floor covering manufacturing.....	326192		12/85	171.1	174.6	174.6	9.1	0.0
Primary products.....		326192-P	12/85	175.4	178.8	178.8	8.6	0.0
Resilient floor coverings.....		326192-0	12/85	175.4	178.8	178.8	8.6	0.0
Resilient floor covering, sheet flooring, including vinyl and rubber.....		326192-0110	06/06	115.0	117.5	117.5	8.3	0.0
Resilient floor covering, tile, incl. vinyl, vinyl composition, no-wax, rubber, etc.....		326192-0120	06/06	108.7	110.4	110.4	9.0	0.0
Secondary products and miscellaneous receipts.....		326192-SM						
Miscellaneous receipts.....		326192-M	06/06	105.8	112.7	112.7	15.9	0.0
All other plastics product manufacturing.....	326199		06/93	133.6	135.0	134.4	6.8	-0.4
Primary products.....		326199-P	06/87	156.8	158.9	157.8	6.3	-0.7
All other reinforced and fiberglass plastics products.....		326199-A	06/93	135.0	134.9	134.9	8.4	0.0
Consumer, institutional, & commercial fabricated plastics products (excl foam & wire coated).....		326199-B	06/93	133.5	136.0	134.0	9.0	-1.5
Transportation fabricated plastics products (excluding foam & reinforced plastics).....		326199-1	06/93	98.6	98.9	98.9	-0.4	0.0
Electrical & electronic fabricated plastics (excl foam & reinforced plastics).....		326199-2	12/82	126.5	129.2	129.2	4.5	0.0
Industrial machinery plastics products, excl foam (incl gears, bearings, bushings, cams).....		326199-3	06/93	120.6	124.6	127.7	9.0	2.5

See footnotes at end of table.

Table 5. Producer price indexes for the net output of selected industries and their products, not seasonally adjusted — Continued

Industry and product ¹	Industry code	Product code	Index base	Index			Percent change to Dec. 2008 from:	
				Aug. 2008 ²	Nov. 2008 ²	Dec. 2008 ²	Dec. 2007	Nov. 2008
All other plastics product manufacturing - Continued								
Plastics packaging (excluding film and sheet, foam, and bottles).....		326199-4	06/93	154.7	160.5	158.9	10.0	-1.0
Plastics dinnerware, tableware, kitchenware, & oven-microwave ware (excluding foam & cups).....		326199-5	06/93	284.6	278.9	269.2	13.3	-3.5
Building & construction fabricated plastics products (excl foam, plumbing fixtures, hardware).....		326199-8	12/03	111.8	113.2	113.0	2.9	-0.2
Secondary products and miscellaneous receipts.....		326199-SM						
Miscellaneous receipts.....		326199-M	12/99	120.9	115.8	121.0	23.0	4.5
Secondary products.....		326199-S	06/93	141.0	141.1	140.9	4.1	-0.1
Rubber product mfg.....	3262		12/03	125.2	129.8	128.9	10.0	-0.7
Tire mfg.....	32621		06/81	141.5	148.4	147.1	11.5	-0.9
Tire manufacturing, except retreading.....	326211		06/81	141.5	148.4	147.1	11.5	-0.9
Primary products.....		326211-P	06/81	133.8	140.6	139.3	11.5	-0.9
Solid and semi-pneumatic tires.....		326211-D	12/03	129.4	—	—	—	—
Tread rubber, tire sundries, and repair materials.....		326211-H	06/81	182.9	192.1	192.0	10.9	-0.1
Passenger car pneumatic tires (casings).....		326211-1	06/81	127.7	132.5	132.4	10.3	-0.1
Truck and bus (including off-the-highway) pneumatic tires..		326211-3	06/81	122.7	131.8	128.8	13.7	-2.3
Light truck (including off-the-highway) radial pneumatic tires.....		326211-31	12/04	121.7	126.4	126.4	12.8	0.0
Other truck and bus pneumatic tires.....		326211-32	12/03	130.5	—	138.7	14.7	—
Industrial and utility pneumatic tires (including garden).....		326211-9	12/03	103.3	103.3	103.3	1.4	0.0
Secondary products and miscellaneous receipts.....		326211-SM						
Miscellaneous receipts.....		326211-M	12/03	192.8	—	198.3	20.3	—
Rubber and plastics hose and belting.....	32622		12/03	121.2	125.2	124.5	7.9	-0.6
Rubber and plastics hose and belting mfg.....	326220		12/81	193.8	200.2	199.1	7.9	-0.5
Primary products.....		326220-P	12/81	193.5	200.2	198.9	8.2	-0.6
Industrial rubber and plastics hose without fittings.....		326220-A	12/04	117.1	120.4	119.2	8.1	-1.0
Rubber and plastics water hose (including fire, irrigation, and other water hose).....		326220-B	12/04	142.0	149.8	149.8	26.4	0.0
Rubber and plastics garden hose (with or without fittings)...		326220-C	12/81	164.8	164.9	164.9	0.7	0.0
Flat rubber and plastics belts and belting.....		326220-1	12/81	221.4	241.3	236.8	18.5	-1.9
Rubber and plastics transmission belts and belting other than flat.....		326220-2	12/81	157.6	—	158.8	1.0	—
All other pneumatic and hydraulic hose, made of rubber and other materials.....		326220-8	12/04	115.9	122.0	122.7	9.8	0.6
Hose for on- and off-highway motor vehicles (made of rubber and other materials).....		326220-9	12/04	104.6	105.7	105.7	2.6	0.0
Secondary products and miscellaneous receipts.....		326220-SM						
Secondary products.....		326220-S	12/81	232.6	232.6	232.6	4.0	0.0
Other rubber product mfg.....	32629		12/88	143.0	146.3	145.3	8.4	-0.7
Rubber product mfg. for mechanical use.....	326291		12/88	126.8	128.6	128.6	3.7	0.0
Primary products.....		326291-P	12/88	123.7	125.6	125.5	3.5	-0.1
Molded rubber mechanical goods automotive.....		326291-1	06/83	105.3	105.8	105.8	2.7	0.0
Molded rubber mechanical goods, transportation (excl. automotive) & off-hwy machinery & equip.....		326291-2	12/03	114.0	116.8	116.8	3.8	0.0
Other molded rubber mechanical goods.....		326291-3	12/03	115.3	120.3	120.3	8.0	0.0
Extruded rubber mechanical goods, automotive, excluding tubing.....		326291-4	06/83	81.2	81.2	81.2	-0.2	0.0
Other extruded rubber mechanical goods (excluding automotive).....		326291-5	12/03	112.0	117.8	116.6	7.2	-1.0
Secondary products and miscellaneous receipts.....		326291-SM						
Secondary products.....		326291-S	06/83	166.0	167.5	169.1	7.2	1.0
All other rubber product manufacturing.....	326299		06/83	172.1	177.4	175.2	13.0	-1.2
Primary products.....		326299-P	06/83	171.6	176.7	174.0	12.5	-1.5
Rubber druggist and medical sundries, excluding household gloves.....		326299-A	12/03	117.2	117.2	117.2	9.8	0.0
All other miscellaneous rubber goods.....		326299-B	06/83	165.3	167.6	168.0	13.2	0.2
Rubber sponge, expanded and foam rubber products.....		326299-1	06/83	183.4	184.2	169.8	2.2	-7.8
Rubber floor and wall coverings.....		326299-3	06/83	137.9	143.3	146.2	7.3	2.0
Rubber compounds or mixtures for sale or interplant transfer.....		326299-6	06/83	176.8	182.0	181.2	21.0	-0.4
All other industrial rubber products.....		326299-7	06/83	189.2	201.3	196.9	12.6	-2.2
Secondary products and miscellaneous receipts.....		326299-SM						
Miscellaneous receipts.....		326299-M	06/83	204.7	212.0	211.0	16.7	-0.5
Secondary products.....		326299-S	06/83	152.6	157.9	159.3	11.9	0.9
Nonmetallic mineral product manufacturing.....	327		12/84	171.9	174.0	174.3	4.4	0.2
Clay product and refractory manufacturing.....	3271		12/03	116.5	117.5	117.7	3.6	0.2
Pottery, ceramics, and plumbing fixture mfg.....	32711		12/84	164.7	165.3	165.4	1.7	0.1

See footnotes at end of table.

Table 5. Producer price indexes for the net output of selected industries and their products, not seasonally adjusted — Continued

Industry and product ¹	Industry code	Product code	Index base	Index			Percent change to Dec. 2008 from:	
				Aug. 2008 ²	Nov. 2008 ²	Dec. 2008 ²	Dec. 2007	Nov. 2008
Vitreous china plumbing fixture manufacturing.....	327111		06/85	132.4	132.5	132.5	1.0	0.0
Primary products.....		327111-P	06/85	119.3	119.4	119.4	0.5	0.0
Vitreous plumbing fixtures.....		327111-0	12/03	97.0	97.0	97.0	0.5	0.0
Secondary products and miscellaneous receipts.....		327111-SM						
Vitreous china and earthenware articles mfg.....	327112		12/03	108.6	109.7	109.7	2.0	0.0
Primary products.....		327112-P	12/03	110.5	111.2	111.2	1.8	0.0
Vitreous china, porcelain, and earthenware table and kitchenware.....		327112-1	12/06	103.5	106.1	106.1	3.4	0.0
All other pottery products (including china decorated for the trade).....		327112-2	12/06	103.4	102.9	102.9	0.9	0.0
Secondary products and miscellaneous receipts.....		327112-SM						
Secondary products.....		327112-S	12/03	99.3	105.4	—	—	—
Porcelain electrical supply manufacturing.....	327113		12/85	184.7	184.6	185.0	1.9	0.2
Primary products.....		327113-P	12/85	185.3	185.6	185.8	2.1	0.1
Porcelain electrical supplies, steatite, and other ceramic electrical products.....		327113-0	12/03	116.8	117.0	117.1	2.1	0.1
Secondary products and miscellaneous receipts.....		327113-SM						
Clay building material and refractories mfg.....	32712		12/03	122.6	124.1	124.3	4.7	0.2
Brick and structural clay tile manufacturing.....	327121		12/84	192.7	193.6	193.3	0.4	-0.2
Primary products.....		327121-P	12/84	194.8	195.7	195.4	0.3	-0.2
Building or common brick.....		327121-01	12/84	195.0	195.9	195.6	0.0	-0.2
Glazed brick and other brick (paving, floor, and sewer).....		327121-02	12/04	123.0	123.0	123.0	4.6	0.0
Secondary products and miscellaneous receipts.....		327121-SM						
Miscellaneous receipts.....		327121-M	12/84	174.2	—	—	—	—
Ceramic wall and floor tile manufacturing.....	327122		06/85	93.5	95.5	95.3	2.7	-0.2
Primary products.....		327122-P	06/85	98.4	100.6	100.4	2.6	-0.2
Ceramic wall and floor tile.....		327122-0	06/85	98.4	100.6	100.4	2.6	-0.2
Secondary products and miscellaneous receipts.....		327122-SM						
Miscellaneous receipts.....		327122-M	06/91	47.0	47.4	47.8	9.1	0.8
Secondary products.....		327122-S	06/91	128.6	131.9	—	—	—
Other structural clay product manufacturing.....	327123		12/85	192.7	195.4	195.4	4.5	0.0
Primary products.....		327123-P	12/85	199.3	201.1	201.1	4.4	0.0
Vitrified clay sewer pipe and fittings.....		327123-1	12/85	177.1	183.0	183.0	4.6	0.0
All other structural clay products, except clay refractories, n.e.c.....		327123-4	12/85	193.9	193.9	193.9	4.3	0.0
Secondary products and miscellaneous receipts.....		327123-SM						
Clay refractory manufacturing.....	327124		12/85	227.5	230.9	230.9	11.3	0.0
Primary products.....		327124-P	12/85	223.2	226.9	226.9	11.0	0.0
Clay refractories.....		327124-0	12/04	135.2	137.5	137.5	11.0	0.0
Secondary products and miscellaneous receipts.....		327124-SM						
Miscellaneous receipts.....		327124-M	12/04	106.7	—	—	—	—
Nonclay refractory manufacturing.....	327125		12/85	165.2	167.4	169.9	7.5	1.5
Primary products.....		327125-P	12/85	171.5	173.9	177.1	8.3	1.8
Nonclay refractory manufacturing.....		327125-0	12/04	120.8	122.5	124.7	8.2	1.8
Secondary products and miscellaneous receipts.....		327125-SM						
Miscellaneous receipts.....		327125-M	02/93	117.2	119.4	119.4	3.8	0.0
Secondary products.....		327125-S	12/85	139.9	138.1	137.0	2.5	-0.8
Glass and glass product manufacturing.....	3272		12/03	109.5	110.8	111.0	4.8	0.2
Glass and glass product manufacturing.....	32721		12/03	109.5	110.8	111.0	4.8	0.2
Flat glass manufacturing.....	327211		12/80	102.1	103.6	101.8	7.5	-1.7
Primary products.....		327211-P	12/80	101.9	103.6	101.8	8.0	-1.7
Flat glass (float, sheet, and plate), made by flat glass producers.....		327211-1	12/80	113.0	115.7	113.2	13.2	-2.2
Other glass products made by flat glass producers.....		327211-4	12/06	98.2	97.1	97.3	-6.3	0.2
Secondary products and miscellaneous receipts.....		327211-SM						
Other pressed and blown glass and glassware.....	327212		06/83	130.7	132.2	132.4	1.8	0.2
Primary products.....		327212-P	06/83	129.6	131.2	131.4	1.9	0.2
Machine-made pressed and blown table, kitchen, art, and novelty glassware.....		327212-A	06/83	180.8	—	—	—	—
Machine-made pressed and blown lighting, automotive, and electronic glassware.....		327212-5	06/83	116.3	114.1	—	—	—
All other machine-made pressed and blown glassware, made by glass producers.....		327212-7	12/04	104.6	105.4	105.4	4.6	0.0
Glass fiber mat, textile-type, made by establishments producing glass.....		327212-8	06/83	85.3	87.2	86.8	-0.3	-0.5
Handmade pressed and blown glass and glassware, made by glass producers.....		327212-9	12/04	109.8	—	—	—	—
Secondary products and miscellaneous receipts.....		327212-SM						
Secondary products.....		327212-S	06/83	114.9	—	—	—	—

See footnotes at end of table.

Table 5. Producer price indexes for the net output of selected industries and their products, not seasonally adjusted — Continued

Industry and product ¹	Industry code	Product code	Index base	Index			Percent change to Dec. 2008 from:	
				Aug. 2008 ²	Nov. 2008 ²	Dec. 2008 ²	Dec. 2007	Nov. 2008
Glass container manufacturing.....	327213		06/82	170.9	171.3	174.1	8.6	1.6
Primary products.....		327213-P	06/82	171.5	171.9	174.7	8.6	1.6
Glass containers (including value of packaging).....		327213-0	12/03	123.4	123.7	125.6	8.6	1.5
Glass product mfg. made of purchased glass.....	327215		06/83	142.2	144.7	144.6	3.6	-0.1
Primary products.....		327215-P	06/83	139.5	141.8	141.6	2.8	-0.1
Other glass products, made from purchased glass.....		327215-B	06/83	131.7	134.1	134.0	3.0	-0.1
Machine-made pressed & blown table, kitchen, art & novelty glassware, made from purchased glass.....		327215-1	12/04	102.3	102.3	102.3	-1.1	0.0
All other machine-made pressed and blown glassware, made from purchased glass.....		327215-2	12/04	101.8	104.6	104.6	4.0	0.0
Handmade pressed and blown glassware, made from purchased glass.....		327215-4	12/04	102.5	104.0	-	-	-
Mirrors (decorated and undecorated), made from purchased glass.....		327215-9	06/83	157.9	159.3	159.0	2.7	-0.2
Secondary products and miscellaneous receipts.....		327215-SM						
Miscellaneous receipts.....		327215-M	12/83	212.6	212.1	213.8	18.9	0.8
Secondary products.....		327215-S	06/83	159.6	173.7	172.0	11.0	-1.0
Cement and concrete product manufacturing.....	3273		12/03	136.9	139.0	139.1	4.4	0.1
Cement manufacturing.....	32731		06/82	207.9	208.4	207.3	-0.9	-0.5
Cement manufacturing.....	327310		06/82	207.9	208.4	207.3	-0.9	-0.5
Primary products.....		327310-P	06/82	206.6	207.1	206.0	-1.2	-0.5
Cement, hydraulic.....		327310-0	06/89	204.2	204.8	203.6	-1.2	-0.6
Normal portland cement ASTM type I, hydraulic.....		327310-01	12/03	138.0	138.8	137.6	-1.4	-0.9
Portland cement ASTM type II, hydraulic.....		327310-02	06/05	117.7	118.4	117.8	-0.7	-0.5
Other portland hydraulic cement.....		327310-03	06/05	120.6	120.6	120.6	1.2	0.0
Other cement.....		327310-04	12/03	142.3	139.9	140.8	-2.4	0.6
Secondary products and miscellaneous receipts.....		327310-SM						
Ready-mix concrete manufacturing.....	32732		12/03	139.5	142.8	143.0	4.8	0.1
Ready-mix concrete manufacturing.....	327320		06/81	216.3	221.4	221.8	4.9	0.2
Primary products.....		327320-P	06/81	213.7	219.0	218.8	4.0	-0.1
Ready-mix concrete.....		327320-0	06/81	213.7	219.0	218.8	4.0	-0.1
Secondary products and miscellaneous receipts.....		327320-SM						
Miscellaneous receipts.....		327320-M	06/81	224.2	226.8	239.6	22.4	5.6
Secondary products.....		327320-S	06/81	262.0	263.2	262.9	9.4	-0.1
Concrete pipe, brick, and block manufacturing.....	32733		12/03	129.0	130.1	130.4	4.8	0.2
Concrete block and brick manufacturing.....	327331		06/81	214.2	217.1	217.5	3.7	0.2
Primary products.....		327331-P	06/81	223.5	226.3	227.0	4.1	0.3
Concrete block and brick.....		327331-0	12/06	106.0	107.3	107.6	4.1	0.3
Structural block, lightweight units (weighing less than 105 lb/cubic ft.) (dry weight).....		327331-01	06/81	204.6	211.0	212.7	8.1	0.8
Structural blk., mediumweight units (weighing 105 - 124 lbs per cubic foot) (dry weight).....		327331-02	06/81	246.4	248.1	249.0	4.1	0.4
Structural block, normalweight units (weighing 125 lbs or more per cubic foot) (dry weight).....		327331-03	06/81	244.7	245.1	245.3	1.8	0.1
Decorative block (such as screen, split, slump, and shadowal block, etc.).....		327331-04	06/81	202.1	203.7	204.2	2.9	0.2
Concrete pavers (including grid, interlocking, etc.).....		327331-05	06/81	224.9	225.5	225.6	2.8	0.0
Concrete brick.....		327331-06	06/81	190.7	197.3	197.1	4.5	-0.1
Secondary products and miscellaneous receipts.....		327331-SM						
Miscellaneous receipts.....		327331-M	06/81	181.4	182.6	181.9	1.4	-0.4
Secondary products.....		327331-S	06/81	199.9	210.0	210.0	5.3	0.0
Concrete pipe manufacturing.....	327332		12/03	133.9	133.9	134.2	6.4	0.2
Primary products.....		327332-P	12/03	134.7	135.1	135.7	6.1	0.4
Concrete pipe.....		327332-0	12/03	134.7	135.1	135.7	6.1	0.4
Concrete culvert pipe.....		327332-01	12/99	154.4	154.7	159.5	10.4	3.1
Concrete storm sewer pipe.....		327332-02	12/99	149.3	147.5	147.1	1.2	-0.3
Concrete pipe, except concrete culvert and storm sewer pipe.....		327332-03	06/94	186.2	188.0	187.3	6.6	-0.4
Secondary products and miscellaneous receipts.....		327332-SM						
Miscellaneous receipts.....		327332-M	12/79	351.2	339.2	318.4	8.5	-6.1
Secondary products.....		327332-S	12/79	252.1	253.4	263.9	9.7	4.1
Other concrete product manufacturing.....	32739		12/03	134.1	134.5	134.5	5.2	0.0
Other concrete product manufacturing.....	327390		12/03	134.1	134.5	134.6	5.2	0.1
Primary products.....		327390-P	12/03	132.4	132.8	132.8	5.0	0.0
Precast concrete products.....		327390-1	12/79	238.7	239.5	239.6	5.1	0.0
Precast concrete slabs and tile, roof and floor units.....		327390-11	07/85	209.8	211.6	214.6	3.9	1.4
Precast concrete architectural wall panels.....		327390-12	11/84	206.0	206.0	206.0	7.2	0.0
Precast concrete burial vaults and boxes.....		327390-13	12/79	259.2	264.0	263.2	5.5	-0.3

See footnotes at end of table.

Table 5. Producer price indexes for the net output of selected industries and their products, not seasonally adjusted — Continued

Industry and product ¹	Industry code	Product code	Index base	Index			Percent change to Dec. 2008 from:	
				Aug. 2008 ²	Nov. 2008 ²	Dec. 2008 ²	Dec. 2007	Nov. 2008
Other concrete product manufacturing - Continued								
Precast concrete products, except burial vaults and boxes, slabs, and arch. wall panels.....		327390-14	12/79	224.8	224.9	224.3	4.7	-0.3
Prestressed concrete products.....		327390-4	12/79	243.4	243.8	243.7	4.5	0.0
Prestressed concrete bridge beams and solid and hollow cored slabs and panels.....		327390-4T	06/07	101.7	101.1	102.1	2.8	1.0
Prestressed concrete products, except bridge beams and solid and hollow cored slabs and panels.....		327390-43	06/94	177.2	178.5	177.0	5.7	-0.8
Secondary products and miscellaneous receipts.....		327390-SM						
Miscellaneous receipts.....		327390-M	12/79	409.5	413.0	413.0	10.1	0.0
Secondary products.....		327390-S	12/79	259.8	259.8	259.8	0.9	0.0
Lime and gypsum product manufacturing.....	3274		12/03	123.2	122.7	123.2	6.9	0.4
Lime manufacturing.....	32741		12/03	139.6	141.4	141.1	9.0	-0.2
Lime manufacturing.....	327410		12/85	179.4	181.8	181.4	9.0	-0.2
Primary products.....		327410-P	12/85	186.0	188.5	188.1	9.3	-0.2
Lime.....		327410-0	12/04	135.5	137.3	137.0	9.3	-0.2
Secondary products and miscellaneous receipts.....		327410-SM						
Secondary products.....		327410-S	08/92	119.8	121.7	120.5	3.6	-1.0
Gypsum product manufacturing.....	32742		12/03	120.1	119.0	119.6	6.3	0.5
Gypsum product manufacturing.....	327420		06/81	196.6	194.8	195.9	6.3	0.6
Primary products.....		327420-P	06/81	201.5	203.9	204.0	7.3	0.0
Gypsum building materials.....		327420-1	12/93	156.9	160.7	160.6	9.1	-0.1
Other gypsum products.....		327420-5	01/00	164.8	160.7	161.3	1.9	0.4
Secondary products and miscellaneous receipts.....		327420-SM						
Secondary products.....		327420-S	08/95	116.6	87.0	93.9	-6.3	7.9
Other nonmetallic mineral products.....	3279		12/84	155.4	157.5	157.9	3.8	0.3
Abrasive product manufacturing.....	32791		12/03	118.6	122.8	123.4	10.4	0.5
Abrasive product manufacturing.....	327910		12/80	197.9	205.0	205.9	10.3	0.4
Primary products.....		327910-P	12/80	191.8	199.3	200.3	10.8	0.5
Metal abrasives including steel and iron grid, shot, and sand, and other metal abrasives.....		327910-A	12/80	143.9	—	146.3	4.6	—
Nonmetallic sized grains, powders, and flour abrasives.....		327910-1	06/87	132.8	138.8	140.9	24.3	1.5
Nonmetallic abrasive products (including diamond abrasives).....		327910-4	12/80	190.4	195.1	195.2	6.1	0.1
Nonmetallic vitrified bond, artificial and natural bonded abrasives.....		327910-41	06/07	108.2	115.9	115.9	15.9	0.0
Nonmetallic resinoid and shellac bond, artificial and natural bonded abrasives.....		327910-42	06/07	101.6	102.9	103.1	2.7	0.2
Diamond wheels, nonmetallic, artificial and natural bonded abrasives.....		327910-43	06/07	103.0	105.6	105.6	5.6	0.0
Other nonmetallic artificial & natural abrasive products (except coated abrasives).....		327910-44	06/07	105.9	106.3	106.3	3.3	0.0
Nonmetallic coated abrasive products and buffing wheels, polishing wheels, and laps.....		327910-7	12/80	243.7	255.2	255.9	8.4	0.3
Nonmetallic belts, coated or impregnated with any natural or artificial abrasive material.....		327910-71	06/07	104.5	106.7	106.7	6.2	0.0
Nonmetallic shapes, coated or impregnated with any natural or artificial abrasive material.....		327910-72	06/07	103.0	106.9	105.6	4.8	-1.2
Other nonmetallic coated abrasive products and buffing wheels, polishing wheels, and laps.....		327910-73	06/07	104.5	111.3	112.8	12.0	1.3
Secondary products and miscellaneous receipts.....		327910-SM						
Miscellaneous receipts.....		327910-M	12/80	259.0	259.5	259.5	8.6	0.0
All other nonmetallic mineral product mfg.....	32799		12/03	116.0	116.8	117.0	1.8	0.2
Cut stone and stone product manufacturing.....	327991		12/84	156.1	156.1	156.1	0.5	0.0
Primary products.....		327991-P	12/84	150.7	150.7	150.7	0.0	0.0
Dressed dimension granite (including gneiss, syenite, diorite, and cut granite).....		327991-1	12/84	142.3	142.3	142.3	0.0	0.0
Dressed dimension limestone (incl dolomite, travertine, calcareous, & tufa).....		327991-4	12/84	166.5	166.5	166.5	0.0	0.0
Dressed dimension marble and other stone.....		327991-7	12/84	154.4	—	154.4	0.0	—
Secondary products and miscellaneous receipts.....		327991-SM						
Secondary products.....		327991-S	12/84	173.5	173.5	173.5	0.3	0.0
Ground or treated minerals and earths mfg.....	327992		06/85	180.3	182.0	184.1	7.9	1.2
Primary products.....		327992-P	06/85	175.5	177.1	179.3	8.4	1.2
Minerals and earths, ground or treated.....		327992-0	06/85	175.5	177.1	179.3	8.4	1.2
Secondary products and miscellaneous receipts.....		327992-SM						
Mineral wool manufacturing.....	327993		12/81	144.7	146.1	145.8	-0.9	-0.2
Primary products.....		327993-P	12/81	143.3	144.7	144.4	-0.2	-0.2
Mineral wool for thermal and acoustical envelope insulation.....		327993-1	12/81	129.2	130.2	128.8	-2.1	-1.1

See footnotes at end of table.

Table 5. Producer price indexes for the net output of selected industries and their products, not seasonally adjusted — Continued

Industry and product ¹	Industry code	Product code	Index base	Index			Percent change to Dec. 2008 from:	
				Aug. 2008 ²	Nov. 2008 ²	Dec. 2008 ²	Dec. 2007	Nov. 2008
Mineral wool manufacturing - Continued								
Mineral wool for industrial, equipment, and appliance insulation.....		327993-4	12/81	163.2	165.3	167.8	3.5	1.5
Secondary products and miscellaneous receipts.....		327993-SM						
Miscellaneous nonmetallic mineral products.....	327999		12/03	127.7	128.3	128.3	3.1	0.0
Primary products.....		327999-P	12/03	125.4	126.1	126.1	1.7	0.0
Nonmetallic mineral products, n.e.c.....		327999-0	12/03	125.4	126.1	126.1	1.7	0.0
Dry-mixed concrete materials incl. sand, gravel, mortar and cement premixes.....		327999-02	06/06	107.8	108.4	108.4	2.1	0.0
Other nonmetallic mineral products.....		327999-03	06/06	103.6	104.0	104.0	0.9	0.0
Secondary products and miscellaneous receipts.....		327999-SM						
Secondary products.....		327999-S	12/85	197.7	199.2	199.2	1.1	0.0
Primary metal mfg.....	331		12/84	233.5	201.8	184.7	-2.1	-8.5
Iron & steel mills & ferroalloy mfg.....	3311		12/03	222.6	182.2	156.6	-1.6	-14.1
Iron & steel mills & ferroalloy mfg.....	33111		12/03	222.6	182.2	156.6	-1.6	-14.1
Iron and steel mills.....	331111		06/82	237.6	194.4	167.3	-1.5	-13.9
Primary products.....		331111-P	06/82	234.9	192.3	163.9	-2.5	-14.8
Steel pipe and tube, made in steel mills producing semifinished shapes or plate.....		331111-B	06/82	247.5	251.2	259.5	44.2	3.3
Cold rolled steel sheet and strip.....		331111-D	06/82	228.6	198.0	153.6	-29.9	-22.4
Cold finished steel bars.....		331111-F	06/82	225.4	202.7	164.5	-15.7	-18.8
Steel ingots and semifinished products.....		331111-3	06/82	376.1	330.0	305.2	18.7	-7.5
Hot rolled steel sheet and strip, including tin mill products...		331111-5	06/82	235.0	176.8	134.1	-1.5	-24.2
Hot rolled steel bars, plates, and structural shapes.....		331111-7	06/82	269.8	212.0	196.2	4.3	-7.5
Steel wire, made in steel mills producing wire rods or hot rolled bars.....		331111-9	06/82	290.6	259.5	213.6	-9.8	-17.7
Secondary products and miscellaneous receipts.....		331111-SM						
Miscellaneous receipts.....		331111-M	12/97	194.2	-	-	-	-
Ferroalloy and related product manufacturing.....	331112		06/83	391.5	373.5	-	-	-
Primary products.....		331112-P	06/83	432.5	412.6	-	-	-
Ferrosilicon, including briquettes, and other silicon alloys...		331112-3	06/83	583.7	-	-	-	-
Other ferroalloys.....		331112-5	12/03	241.6	-	-	-	-
Steel product mfg from purchased steel.....	3312		12/03	212.8	198.6	187.5	24.1	-5.6
Iron/steel pipe & tube mfg from purch steel.....	33121		12/03	225.8	216.5	203.9	22.3	-5.8
Iron, steel pipe & tube from purchased steel.....	331210		06/82	322.9	309.5	291.5	22.5	-5.8
Primary products.....		331210-P	06/82	327.4	313.9	295.6	26.4	-5.8
Iron and steel pipes and tubes, made from purchased iron and steel.....		331210-0	06/82	327.4	313.9	295.6	26.4	-5.8
Secondary products and miscellaneous receipts.....		331210-SM						
Rolling & drawing of purchased steel.....	33122		12/03	207.1	188.7	178.6	25.8	-5.4
Rolled steel shape manufacturing.....	331221		06/82	255.4	226.0	213.3	24.0	-5.6
Primary products.....		331221-P	06/82	231.8	202.0	189.6	21.5	-6.1
Cold rolled sheets and strip.....		331221-1	06/82	250.7	228.7	214.6	29.0	-6.2
Cold finished steel bars and bar shapes.....		331221-3	06/82	205.2	154.1	144.5	0.3	-6.2
Secondary products and miscellaneous receipts.....		331221-SM						
Secondary products.....		331221-S	06/82	280.4	271.9	271.9	52.3	0.0
Steel wire drawing.....	331222		06/82	246.8	232.0	220.2	27.7	-5.1
Primary products.....		331222-P	06/82	246.9	234.5	223.1	29.0	-4.9
Other ferrous wire products (excluding springs).....		331222-B	06/82	328.6	315.6	305.2	45.8	-3.3
Noninsulated ferrous wire rope, cable, & fabricated wire rope assemblies (incl lifting slings).....		331222-1	06/82	236.2	-	-	-	-
Steel nails, staples, tacks, spikes, and brads.....		331222-3	06/82	280.0	244.6	243.1	35.6	-0.6
Steel wire.....		331222-5	06/82	207.3	204.6	197.9	24.8	-3.3
Carbon steel wire.....		331222-5A	06/82	217.9	215.6	209.7	30.4	-2.7
Stainless steel wire.....		331222-5C	06/82	173.1	-	-	-	-
Steel fencing and fence gates.....		331222-7	12/04	160.0	139.1	-	-	-
Secondary products and miscellaneous receipts.....		331222-SM						
Miscellaneous receipts.....		331222-M	03/98	155.1	114.0	100.9	-3.6	-11.5
Secondary products.....		331222-S	06/82	176.4	-	-	-	-
Alumina & aluminum production & processing.....	3313		12/03	146.6	128.8	122.1	-7.4	-5.2
Alumina & aluminum production & processing.....	33131		12/03	146.6	129.4	122.3	-7.4	-5.5
Primary aluminum production.....	331312		06/80	216.5	-	-	-	-
Primary products.....		331312-P	06/80	221.9	-	-	-	-
Aluminum extrusion billet.....		331312-8	06/80	233.5	-	-	-	-
Secondary products and miscellaneous receipts.....		331312-SM						
Secondary smelting and alloying of aluminum.....	331314		12/03	163.8	125.0	115.4	-18.6	-7.7

See footnotes at end of table.

Table 5. Producer price indexes for the net output of selected industries and their products, not seasonally adjusted — Continued

Industry and product ¹	Industry code	Product code	Index base	Index			Percent change to Dec. 2008 from:	
				Aug. 2008 ²	Nov. 2008 ²	Dec. 2008 ²	Dec. 2007	Nov. 2008
Secondary smelting and alloying of aluminum - Continued								
Primary products.....		331314-P	06/80	179.7	136.4	121.1	-20.6	-11.2
Al ingot,incl pigs,sows & molten metal excl billet, produced in secondary smelt ers.....		331314-1	12/03	165.1	119.0	104.2	-24.9	-12.4
Aluminum extrusion ingot (billet), produced by secondary smelters.....		331314-3	12/03	172.9	—	131.1	-10.9	—
Secondary products and miscellaneous receipts.....		331314-SM						
Secondary products.....		331314-S	03/95	165.7	—	129.8	-33.1	—
Aluminum sheet, plate and foil manufacturing.....	331315		06/81	195.9	183.3	175.5	-3.3	-4.3
Primary products.....		331315-P	06/81	201.7	185.6	176.5	-5.6	-4.9
Aluminum sheet and strip.....		331315-A	06/81	201.2	186.1	177.1	-5.0	-4.8
Aluminum plate (.25 in. or thicker).....		331315-1	06/81	204.3	195.8	194.5	-2.9	-0.7
Plain aluminum foil (under .006 in.).....		331315-5	06/81	199.8	168.9	154.5	-12.9	-8.5
Secondary products and miscellaneous receipts.....		331315-SM						
Aluminum extruded product manufacturing.....	331316		12/81	210.7	186.0	176.1	-9.7	-5.3
Primary products.....		331316-P	12/81	216.8	191.4	181.2	-9.7	-5.3
Extruded aluminum rod, bar, and other extruded shapes. . .		331316-1	12/81	225.2	197.0	186.0	-10.3	-5.6
Extruded and drawn aluminum tube.....		331316-3	12/94	120.0	114.1	110.4	-5.4	-3.2
Secondary products and miscellaneous receipts.....		331316-SM						
Other aluminum rolling and drawing.....	331319		12/03	154.8	145.7	141.8	4.2	-2.7
Primary products.....		331319-P	12/03	147.7	145.7	142.5	11.5	-2.2
Rolled aluminum rod and bar (including continuous cast), made in aluminum rolling mills.....		331319-3	12/03	145.7	148.8	145.7	11.1	-2.1
Secondary products and miscellaneous receipts.....		331319-SM						
Secondary products.....		331319-S	12/03	183.0	—	—	—	—
Nonferrous (exc alum) production & processing.....	3314		12/03	221.7	178.8	166.9	-23.1	-6.7
Nonferrous (exc aluminum) smelting & refining.....	33141		12/03	243.3	186.2	183.7	-28.1	-1.3
Primary smelting and refining of copper.....	331411		06/80	452.6	—	—	—	—
Primary products.....		331411-P	06/80	427.8	—	—	—	—
Primary smelting and refining of copper.....		331411-0	06/80	427.8	—	—	—	—
Secondary products and miscellaneous receipts.....		331411-SM						
Primary nonferrous metal, except Cu and Al.....	331419		06/80	179.7	151.1	148.5	-29.2	-1.7
Primary products.....		331419-P	06/80	192.6	161.9	159.2	-29.1	-1.7
All other miscellaneous primary nonferrous metals.....		331419-A	06/80	211.5	191.1	184.4	-24.3	-3.5
Secondary products and miscellaneous receipts.....		331419-SM						
Copper rolling/drawing/extruding & alloying.....	33142		12/03	244.3	189.5	171.8	-22.5	-9.3
Copper rolling, drawing and extruding.....	331421		12/80	336.2	260.8	235.7	-24.3	-9.6
Primary products.....		331421-P	12/80	363.3	280.1	256.4	-23.4	-8.5
Copper wire, bare and tinned (nonelectrical).....		331421-1	12/80	412.6	284.6	—	—	—
Copper and copper-base alloy rod, bar, and shapes.....		331421-3	12/80	413.1	323.2	309.4	-18.2	-4.3
Copper and copper-base alloy sheet, strip, and plate.....		331421-7	12/80	349.5	254.5	—	—	—
Copper and copper-base alloy pipe and tube.....		331421-9	12/80	309.2	243.5	203.2	-29.0	-16.6
Secondary products and miscellaneous receipts.....		331421-SM						
Miscellaneous receipts.....		331421-M	12/03	161.5	145.9	—	—	—
Copper wire, except mechanical, drawing.....	331422		12/03	214.9	166.3	151.2	-19.0	-9.1
Primary products.....		331422-P	12/03	237.7	178.7	160.4	-21.1	-10.2
Copper wire, except mechanical, drawing.....		331422-1	12/03	237.7	178.7	160.4	-21.1	-10.2
Secondary products and miscellaneous receipts.....		331422-SM						
Secondary products.....		331422-S	12/82	486.2	435.2	418.7	-8.3	-3.8
Secondary processing of copper.....	331423		12/03	278.7	228.5	191.2	-24.8	-16.3
Primary products.....		331423-P	12/03	281.0	226.2	189.5	-26.6	-16.2
Secondary smelting, refining, and alloying of copper.....		331423-0	06/80	404.0	325.3	272.4	-26.6	-16.3
Secondary products and miscellaneous receipts.....		331423-SM						
Other nonferrous roll/draw/extruding/alloying.....	33149		12/03	191.3	168.1	159.4	-21.4	-5.2
Nonferrous metal, except Cu and Al, shaping.....	331491		12/03	184.3	163.0	156.3	-22.5	-4.1
Primary products.....		331491-P	12/03	179.8	157.6	150.6	-24.8	-4.4
All other nonferrous metal mill shapes.....		331491-D	06/82	180.2	154.1	152.2	-25.5	-1.2
Nickel and nickel-base alloy mill shapes.....		331491-2	06/82	293.1	271.1	—	—	—
Titanium and titanium-base alloy mill shapes.....		331491-3	06/82	221.8	221.3	213.6	-15.9	-3.5
Secondary products and miscellaneous receipts.....		331491-SM						
Secondary products.....		331491-S	06/82	339.2	—	—	—	—
Secondary processing of other nonferrous.....	331492		12/03	193.7	168.5	156.9	-19.3	-6.9
Primary products.....		331492-P	12/03	191.9	169.7	162.2	-15.6	-4.4
Other nonferrous additive alloys.....		331492-A	06/80	173.3	140.0	126.8	-31.6	-9.4
Other nonferrous metal powders, paste, & flakes.....		331492-1	06/85	171.6	172.0	178.8	7.5	4.0
Secondary lead.....		331492-3	06/80	268.5	—	—	—	—

See footnotes at end of table.

Table 5. Producer price indexes for the net output of selected industries and their products, not seasonally adjusted — Continued

Industry and product ¹	Industry code	Product code	Index base	Index			Percent change to Dec. 2008 from:	
				Aug. 2008 ²	Nov. 2008 ²	Dec. 2008 ²	Dec. 2007	Nov. 2008
Secondary processing of other nonferrous - Continued								
Secondary smelting, refining, and alloying of zinc.....		331492-7	06/80	198.4	148.0	—	—	—
Secondary precious metals & precious metal alloys.....		331492-9	06/80	105.1	79.3	81.8	-24.3	3.2
Secondary products and miscellaneous receipts.....		331492-SM						
Secondary products.....		331492-S	12/03	201.2	163.5	134.5	-34.3	-17.7
Foundries.....	3315		12/03	145.4	140.5	137.2	6.7	-2.3
Ferrous metal foundries.....	33151		12/84	202.6	192.6	187.8	11.1	-2.5
Iron foundries.....	331511		12/80	239.5	223.4	216.4	13.5	-3.1
Primary products.....		331511-P	12/80	239.2	222.1	214.7	13.7	-3.3
Pearlitic malleable iron castings.....		331511-C	12/03	162.7	166.6	162.5	36.4	-2.5
Ductile iron pressure pipe and fittings.....		331511-1	12/80	286.8	307.7	311.9	45.5	1.4
Other ductile iron castings.....		331511-3	06/86	179.9	152.0	143.9	4.8	-5.3
Cast iron pressure pipe and fittings.....		331511-5	12/03	156.6	—	—	—	—
Cast iron soil pipe and fittings, all sizes.....		331511-7	12/03	151.0	155.9	155.9	3.5	0.0
Other gray iron castings.....		331511-9	12/03	153.1	139.6	133.1	7.5	-4.7
Secondary products and miscellaneous receipts.....		331511-SM						
Miscellaneous receipts.....		331511-M	12/03	137.0	—	143.6	9.4	—
Secondary products.....		331511-S	12/03	165.5	164.6	—	—	—
Steel investment foundries.....	331512		06/81	236.7	241.3	238.5	3.8	-1.2
Steel investment castings.....		331512-0	06/81	229.0	234.0	231.6	4.2	-1.0
Hi-temp metal investment castings (iron, nickel, or cobalt-base alloys).....		331512-02	06/93	124.2	126.9	125.6	4.1	-1.0
Secondary products and miscellaneous receipts.....		331512-SM						
Secondary products.....		331512-S	06/81	328.9	—	312.0	-2.6	—
Steel foundries, except investment.....	331513		06/81	198.8	196.1	195.0	6.7	-0.6
Primary products.....		331513-P	12/03	147.3	145.3	144.2	7.4	-0.8
Carbon steel castings, except investment.....		331513-1	06/81	221.4	220.9	219.8	8.1	-0.5
High alloy steel castings, except investment.....		331513-3	06/81	209.5	205.9	203.5	6.4	-1.2
Other alloy steel castings, except investment.....		331513-5	12/03	147.8	142.9	141.5	6.8	-1.0
Secondary products and miscellaneous receipts.....		331513-SM						
Nonferrous metal foundries.....	33152		12/84	188.8	186.2	182.2	1.4	-2.1
Aluminum die-casting foundries.....	331521		06/91	137.0	134.3	129.9	3.6	-3.3
Primary products.....		331521-P	06/83	167.3	163.5	157.5	2.4	-3.7
Aluminum and aluminum-base alloy die-castings.....		331521-0	06/83	167.3	163.5	157.5	2.4	-3.7
Secondary products and miscellaneous receipts.....		331521-SM						
Secondary products.....		331521-S	06/91	158.2	157.8	157.2	12.0	-0.4
Nonferrous, except Al, die-casting foundries.....	331522		06/91	175.1	172.4	163.8	-6.8	-5.0
Primary products.....		331522-P	06/91	184.8	181.5	171.2	-8.7	-5.7
Nonferrous (except aluminum) die-castings.....		331522-0	06/91	184.8	181.5	171.2	-8.7	-5.7
Zinc and zinc-base alloy die-castings.....		331522-02	06/83	204.3	204.6	204.1	-4.8	-0.2
Secondary products and miscellaneous receipts.....		331522-SM						
Aluminum foundries, except die-casting.....	331524		06/91	151.4	151.7	152.0	4.3	0.2
Primary products.....		331524-P	06/91	153.1	153.5	153.9	3.9	0.3
Secondary products.....		331524-S1	06/08	100.6	99.9	100.0	—	0.1
Aluminum foundries.....		331524-0	06/91	153.1	153.5	153.9	3.9	0.3
Aluminum and aluminum-base alloy sand castings.....		331524-01	06/83	204.9	206.1	207.1	5.1	0.5
Aluminum and aluminum-base alloy permanent and semipermanent mold castings (exc cast aluminum).....		331524-02	06/83	157.8	157.9	158.1	4.1	0.1
Secondary products and miscellaneous receipts.....		331524-SM						
Miscellaneous receipts.....		331524-M	06/98	136.8	135.9	135.9	—	0.0
Copper foundries, except die-casting.....	331525		06/83	300.7	295.2	291.2	4.7	-1.4
Primary products.....		331525-P	06/83	302.6	294.5	290.1	4.4	-1.5
Copper foundries.....		331525-0	06/83	302.6	294.5	290.1	4.4	-1.5
Copper and copper-base alloy sand castings.....		331525-0A	06/83	336.5	327.5	321.6	5.2	-1.8
Other copper and copper-base alloy castings incl. bearings and bushings.....		331525-0B	06/98	139.8	136.1	136.1	1.0	0.0
Secondary products and miscellaneous receipts.....		331525-SM						
Secondary products.....		331525-S	06/83	249.1	264.1	264.1	7.5	0.0
Other nonferrous foundries, except die-casting.....	331528		06/83	207.0	199.2	200.8	-0.1	0.8
Primary products.....		331528-P	06/83	195.5	188.0	189.5	-0.4	0.8
Other nonferrous foundries.....		331528-0	06/83	195.5	188.0	189.5	-0.4	0.8
Secondary products and miscellaneous receipts.....		331528-SM						
Secondary products.....		331528-S	06/83	264.7	264.7	—	—	—
Fabricated metal product mfg.....	332		12/84	178.8	179.4	178.4	8.6	-0.6
Forging & stamping.....	3321		12/03	135.4	136.0	134.9	10.0	-0.8
Forging & stamping.....	33211		12/03	135.4	136.0	134.9	10.0	-0.8

See footnotes at end of table.

Table 5. Producer price indexes for the net output of selected industries and their products, not seasonally adjusted — Continued

Industry and product ¹	Industry code	Product code	Index base	Index			Percent change to Dec. 2008 from:	
				Aug. 2008 ²	Nov. 2008 ²	Dec. 2008 ²	Dec. 2007	Nov. 2008
Iron and steel forging.....	332111		12/83	157.5	153.3	150.4	7.4	-1.9
Primary products.....		332111-P	12/83	155.3	150.4	146.9	7.2	-2.3
Hot impression die impact, press and upset steel forgings..		332111-1	12/83	150.3	153.8	154.5	11.5	0.5
Hot impression die impact, press, and upset carbon steel forgings.....		332111-11	12/83	180.0	175.4	177.4	14.7	1.1
Hot impression die impact, press, & upset alloy steel forgings, except stainless and high-temp.....		332111-12	12/83	121.6	134.9	134.2	12.1	-0.5
Hot impression die impact, press, and upset stainless steel forgings.....		332111-13	12/83	166.0	—	166.0	-12.7	—
Seamless rolled-ring forgings, ferrous, made from purchased iron and steel.....		332111-9	12/83	188.4	—	152.0	-4.5	—
Secondary products and miscellaneous receipts.....		332111-SM						
Secondary products.....		332111-S	12/83	171.6	171.6	171.6	9.5	0.0
Nonferrous forging.....	332112		12/83	165.5	166.6	166.6	1.4	0.0
Primary products.....		332112-P	12/83	174.2	175.5	175.5	1.5	0.0
Hot impression die impact, press and upset nonferrous forgings.....		332112-5	12/83	175.2	176.6	176.6	1.6	0.0
Aluminum and aluminum alloy forgings.....		332112-521	12/83	191.1	191.1	191.1	-0.1	0.0
Titanium and titanium alloy forgings.....		332112-523	12/83	136.1	136.1	136.1	-0.2	0.0
Secondary products and miscellaneous receipts.....		332112-SM						
Custom roll forming.....	332114		12/03	146.0	149.0	145.2	18.0	-2.6
Primary products.....		332114-P	12/84	173.8	177.3	173.1	20.0	-2.4
Custom roll form products.....		332114-0	06/90	168.8	172.2	168.1	20.1	-2.4
Secondary products and miscellaneous receipts.....		332114-SM						
Miscellaneous receipts.....		332114-M	12/84	140.6	133.1	133.1	—	0.0
Secondary products.....		332114-S	12/84	149.8	174.0	154.1	26.0	-11.4
Metal stamping.....	332116		06/84	181.7	183.6	183.3	9.2	-0.2
Primary products.....		332116-P	12/03	140.7	145.0	144.9	12.4	-0.1
Metal job stampings, except automotive.....		332116-1	06/84	184.6	191.6	191.0	13.8	-0.3
Stamped and pressed metal end products, including vitreous enameled products.....		332116-6	06/84	160.5	161.1	163.4	8.6	1.4
Secondary products and miscellaneous receipts.....		332116-SM						
Miscellaneous receipts.....		332116-M	12/03	148.7	70.0	64.6	-54.5	-7.7
Secondary products.....		332116-S	12/03	110.0	110.6	110.2	1.0	-0.4
Powder metallurgy part manufacturing.....	332117		12/03	111.8	112.2	112.5	5.7	0.3
Primary products.....		332117-P	12/03	112.0	112.4	112.3	5.7	-0.1
Powder metallurgy parts.....		332117-0	12/91	115.0	115.4	115.3	5.8	-0.1
Secondary products and miscellaneous receipts.....		332117-SM						
Cutlery & handtool mfg.....	3322		12/03	116.5	117.7	117.5	4.8	-0.2
Cutlery & handtool mfg.....	33221		12/03	116.5	117.7	117.5	4.8	-0.2
Cutlery and flatware, except precious, mfg.....	332211		12/83	184.6	184.9	184.9	3.1	0.0
Primary products.....		332211-P	12/83	196.6	196.9	197.0	3.0	0.1
Cutlery, scissors, shears, trimmers, and snips.....		332211-1	12/83	184.0	185.2	185.4	3.2	0.1
Flatware and cutlery.....		332211-11	12/00	119.8	119.8	119.8	2.0	0.0
Scissors and shears.....		332211-13	12/00	116.2	117.3	117.6	5.3	0.3
All other knives, including nonelectric hair trimmers.....		332211-14	12/00	114.6	116.2	116.2	2.3	0.0
Razor blades and razors, except electric.....		332211-3	12/83	207.8	207.8	207.8	2.9	0.0
Secondary products and miscellaneous receipts.....		332211-SM						
Miscellaneous receipts.....		332211-M	03/87	24.3	24.3	24.3	3.4	0.0
Secondary products.....		332211-S	12/83	167.1	—	—	—	—
Hand and edge tool manufacturing.....	332212		06/83	198.5	201.0	199.5	5.1	-0.7
Primary products.....		332212-P	06/83	203.9	207.0	207.7	5.3	0.3
Mechanics' hand service tools.....		332212-2	06/83	215.3	218.0	218.4	4.6	0.2
Other mechanics' hand service tools.....		332212-23	06/06	109.0	109.9	110.7	6.3	0.7
Mechanics' wrenches.....		332212-24	06/83	232.5	233.6	233.6	3.6	0.0
Mechanics' pliers, including solid joint and slip joint.....		332212-25	06/06	102.4	106.3	106.3	5.1	0.0
Edge tools, hand-operated.....		332212-3	06/96	126.9	128.5	131.5	7.3	2.3
Dies, interchangeable cutting tools for machines & power-driven handtools, other handtools nec.....		332212-6	06/06	106.0	108.5	108.1	5.7	-0.4
Precision measuring tools (inspection, quality control, tool room and machinists').....		332212-9	06/83	177.5	177.5	180.9	5.2	1.9
Precision measuring tools, incl comparators, fixture, thread & adjustable, QC laser systems.....		332212-91	06/06	103.6	103.6	105.6	4.5	1.9
Secondary products and miscellaneous receipts.....		332212-SM						
Miscellaneous receipts.....		332212-M	06/83	133.3	132.0	135.1	8.5	2.3
Secondary products.....		332212-S	06/83	239.9	243.3	209.0	-1.7	-14.1
Saw blade & handsaw manufacturing.....	332213		06/83	158.8	162.1	164.7	7.1	1.6
Primary products.....		332213-P	06/83	160.0	162.3	162.7	4.2	0.2
Saw blades and handsaws.....		332213-0	06/83	170.7	173.2	173.6	4.1	0.2

See footnotes at end of table.

Table 5. Producer price indexes for the net output of selected industries and their products, not seasonally adjusted — Continued

Industry and product ¹	Industry code	Product code	Index base	Index			Percent change to Dec. 2008 from:	
				Aug. 2008 ²	Nov. 2008 ²	Dec. 2008 ²	Dec. 2007	Nov. 2008
Saw blade & handsaw manufacturing - Continued								
Secondary products and miscellaneous receipts.....		332213-SM						
Miscellaneous receipts.....		332213-M	06/83	163.4	172.6	188.5	24.7	9.2
Secondary products.....		332213-S	06/83	126.6	129.2	129.2	4.8	0.0
Kitchen utensil, pot & pan manufacturing.....	332214		12/03	117.7	118.5	118.7	5.0	0.2
Primary products.....		332214-P	12/03	118.2	119.1	119.3	5.7	0.2
Stamped and spun utensils, cooking and kitchen, aluminum.....		332214-1	06/84	174.3	175.3	175.8	7.4	0.3
Stamped and spun utensils, cooking and kitchen, except aluminum.....		332214-3	06/84	194.4	196.3	196.3	1.9	0.0
Secondary products and miscellaneous receipts.....		332214-SM						
Miscellaneous receipts.....		332214-M	12/03	103.7	104.7	104.7	1.1	0.0
Secondary products.....		332214-S	12/03	139.3	139.8	139.8	3.1	0.0
Architectural & structural metals mfg.....	3323		12/03	147.1	146.5	145.3	12.7	-0.8
Plate work & fabricated structural prod mfg.....	33231		12/03	163.6	161.5	160.0	16.0	-0.9
Prefabricated metal buildings and components.....	332311		12/81	278.6	272.9	269.6	24.1	-1.2
Primary products.....		332311-P	12/81	284.7	279.3	276.4	25.4	-1.0
Prefabricated metal bldg & component systems (excl. farm service bldgs, resid bldgs, & parts).....		332311-1	12/81	275.5	268.8	265.4	27.4	-1.3
Prefabricated metal building systems (excl. farm service bldgs, resid. bldgs, and parts).....		332311-11	06/07	129.8	130.9	126.2	21.5	-3.6
Industrial & commercial prefab metal building systems (excl farm svc bldgs, residential, parts).....		332311-12	06/07	133.9	129.9	128.8	28.5	-0.8
Other prefabricated and portable metal buildings and parts.....		332311-3	12/81	304.5	302.6	301.5	20.6	-0.4
Other prefabricated & portable buildings, steel and aluminum.....		332311-33	12/97	204.1	204.8	204.8	17.4	0.0
Panels, parts, and sections for prefabricated buildings, steel and aluminum.....		332311-34	12/81	289.9	282.8	279.7	27.4	-1.1
Secondary products and miscellaneous receipts.....		332311-SM						
Secondary products.....		332311-S	12/81	—	284.8	287.3	35.3	0.9
Fabricated structural metal manufacturing.....	332312		12/03	158.7	156.6	155.0	12.2	-1.0
Primary products.....		332312-P	06/82	218.5	213.9	211.5	12.6	-1.1
Fabricated structural metal bar joists and concrete reinforcing bars.....		332312-1	06/82	205.3	196.7	195.7	8.6	-0.5
Iron and steel for industrial buildings.....		332312-121	06/82	238.2	226.5	224.7	10.4	-0.8
Iron and steel for commercial building.....		332312-122	06/82	161.2	154.3	153.9	8.6	-0.3
Iron and steel residential buildings.....		332312-123	06/87	186.6	165.1	177.6	0.6	7.6
Iron and steel for other buildings, and aluminum for all types of buildings.....		332312-173	12/00	135.0	134.3	131.7	6.3	-1.9
Fabricated structural metal for bridges.....		332312-2	06/82	213.0	213.0	206.8	27.7	-2.9
Other fabricated structural metal.....		332312-5	06/82	246.1	249.2	244.8	16.3	-1.8
Secondary products and miscellaneous receipts.....		332312-SM						
Miscellaneous receipts.....		332312-M	06/87	186.0	194.6	193.8	13.0	-0.4
Secondary products.....		332312-S	06/82	228.4	228.4	—	—	—
Plate work manufacturing.....	332313		12/03	152.4	153.3	153.6	23.6	0.2
Primary products.....		332313-P	12/03	151.6	154.1	154.2	24.1	0.1
Fabricated plate work (stacks and weldments).....		332313-0	03/80	230.0	233.7	233.8	24.0	0.0
Secondary products and miscellaneous receipts.....		332313-SM						
Secondary products.....		332313-S	03/80	272.0	252.9	256.3	24.2	1.3
Ornamental & architectural metal prod mfg.....	33232		12/03	134.6	135.2	134.2	9.8	-0.7
Metal window and door manufacturing.....	332321		06/83	199.9	201.9	202.3	6.9	0.2
Primary products.....		332321-P	06/83	206.3	208.5	208.8	6.7	0.1
Metal windows (except storm sash).....		332321-A	06/83	186.5	185.4	182.9	-0.4	-1.3
Metal doors (except storm doors).....		332321-1	06/83	208.6	212.5	213.7	9.1	0.6
Metal combination screen, storm sash, and storm doors.....		332321-7	06/83	168.1	170.2	170.8	5.8	0.4
Metal molding and trim and store fronts.....		332321-8	06/83	361.2	363.1	364.1	8.8	0.3
Metal window and door screens, (except combination) and metal weatherstrip.....		332321-9	06/83	192.5	193.8	194.0	6.2	0.1
Secondary products and miscellaneous receipts.....		332321-SM						
Miscellaneous receipts.....		332321-M	07/83	153.0	153.0	156.6	13.3	2.4
Secondary products.....		332321-S	06/83	174.3	175.2	175.2	4.8	0.0
Sheet metal work manufacturing.....	332322		12/82	192.8	193.1	190.0	7.3	-1.6
Primary products.....		332322-P	12/82	196.0	195.9	193.2	7.8	-1.4
Sheet metal roof ventilators, louvers, & dampers for heating, ventilation, a-c.....		332322-B	12/03	126.3	126.3	126.3	10.0	0.0
Other sheet metal work.....		332322-E	12/03	116.7	116.8	116.8	2.6	0.0
Sheet metal air-conditioning ducts and stove pipe.....		332322-1	12/03	154.7	154.8	154.4	12.1	-0.3
Sheet metal roofing and roof drainage equipment.....		332322-7	12/03	154.4	154.2	150.0	10.4	-2.7
Sheet metal flooring and siding.....		332322-9	12/03	139.5	145.1	145.2	16.3	0.1

See footnotes at end of table.

Table 5. Producer price indexes for the net output of selected industries and their products, not seasonally adjusted — Continued

Industry and product ¹	Industry code	Product code	Index base	Index			Percent change to Dec. 2008 from:	
				Aug. 2008 ²	Nov. 2008 ²	Dec. 2008 ²	Dec. 2007	Nov. 2008
Sheet metal work manufacturing - Continued								
Secondary products and miscellaneous receipts.....		332322-SM						
Miscellaneous receipts.....		332322-M	12/03	112.6	114.1	114.1	5.0	0.0
Secondary products.....		332322-S	12/03	126.2	130.2	120.8	0.6	-7.2
Ornamental and architectural metal work mfg.....	332323							
Primary products.....		332323-P	12/83	243.8	244.3	242.8	21.0	-0.6
Metal grilles, registers, and air diffusers.....		332323-1	12/97	141.8	139.6	141.5	38.5	1.4
Ornamental and architectural metal work (stairs, railings, fences).....		332323-2	12/97	142.4	144.1	143.5	4.9	-0.4
Stairs, staircases, and fire escapes.....		332323-213	12/83	175.8	178.6	177.6	5.2	-0.6
Fences, gates, railings, and window guards.....		332323-214	12/97	142.5	143.1	142.9	4.3	-0.1
Open metal flooring, grating, and studs.....		332323-6	12/97	212.3	221.7	214.1	34.7	-3.4
Other architectural and ornamental metal work.....		332323-9	12/97	157.1	152.8	152.5	14.6	-0.2
Other aluminum and metal architectural and ornamental work.....		332323-91	12/88	151.5	151.6	151.6	16.0	0.0
Other iron and steel architectural and ornamental work.....		332323-92	12/97	169.6	163.3	162.9	14.0	-0.2
Secondary products and miscellaneous receipts.....		332323-SM						
Miscellaneous receipts.....		332323-M	12/84	143.8	152.0	148.5	6.8	-2.3
Secondary products.....		332323-S	12/83	166.1	166.1	166.1	4.4	0.0
Boiler, tank & shipping container mfg.....	3324		12/03	140.4	140.8	140.5	10.3	-0.2
Power boiler & heat exchanger mfg.....	33241		12/03	152.7	152.2	151.1	9.7	-0.7
Power boiler and heat exchanger manufacturing.....	332410		12/03	153.0	152.4	151.3	9.8	-0.7
Primary products.....		332410-P	12/03	149.6	149.7	148.6	7.7	-0.7
Fabricated heat exchangers and steam condensers (except for nuclear applications).....		332410-1	03/80	316.7	316.1	312.6	5.4	-1.1
Fabricated bare tube industrial heat exchangers, closed types except nuclear.....		332410-11	03/80	358.4	356.9	349.1	4.4	-2.2
Steel power boilers parts and attachments (except for nuclear applications).....		332410-5	03/80	225.2	226.4	225.8	11.2	-0.3
Secondary products and miscellaneous receipts.....		332410-SM						
Secondary products.....		332410-S	03/80	273.8	-	-	-	-
Metal tank (heavy gauge) mfg.....	33242		12/03	147.3	146.6	145.7	8.4	-0.6
Metal tank, heavy gauge, manufacturing.....	332420		12/03	147.1	146.5	145.6	8.4	-0.6
Primary products.....		332420-P	12/03	149.2	148.6	147.5	8.1	-0.7
Metal tanks, complete at factory (standard line nonpressure).....		332420-C	03/80	238.4	240.9	227.1	3.0	-5.7
Metal tanks and vessels, custom fabricated at factory, field erected.....		332420-E	03/80	269.7	269.7	269.7	4.8	0.0
Metal tanks and vessels, custom fabricated and field erected.....		332420-G	03/80	227.9	223.2	223.2	5.1	0.0
Gas cylinders.....		332420-4	03/80	201.4	201.7	201.7	25.0	0.0
Metal tanks, complete at factory (standard line pressure).....		332420-5	03/80	217.7	217.0	217.0	13.9	0.0
Secondary products and miscellaneous receipts.....		332420-SM						
Miscellaneous receipts.....		332420-M	12/86	197.7	197.4	197.4	18.4	0.0
Secondary products.....		332420-S	03/80	186.1	186.1	186.1	4.6	0.0
Light gauge metal container mfg.....	33243		12/84	141.3	142.3	142.5	11.2	0.1
Metal can manufacturing.....	332431		06/81	144.1	145.3	145.3	7.9	0.0
Primary products.....		332431-P	06/81	142.0	142.0	142.0	6.7	0.0
Steel cans and tinware products.....		332431-1	06/81	176.3	176.3	176.4	11.1	0.1
Food and beverage steel cans including lids, ends, and parts shipped separately.....		332431-181	12/01	142.8	142.8	142.8	12.0	0.0
Other steel cans.....		332431-191	12/01	116.8	117.1	117.0	5.6	-0.1
Aluminum (including lids, ends and parts shipped separately).....		332431-3	06/81	114.8	-	114.8	4.1	-
Secondary products and miscellaneous receipts.....		332431-SM						
Secondary products.....		332431-S	06/81	180.3	184.0	184.0	10.3	0.0
Other metal container manufacturing.....	332439		12/03	155.2	155.8	156.4	22.0	0.4
Primary products.....		332439-P	12/03	158.6	159.3	160.0	23.6	0.4
Steel pails, 1 to 12 gallon capacity and fabricated steel boxes.....		332439-1	06/83	228.9	228.9	228.9	14.1	0.0
Steel pails, 1 to 12 gallon capacity.....		332439-11	12/05	114.4	114.4	114.4	14.1	0.0
Steel shipping barrels & drums, exc. beer barrels (more than 12 gallon capacity).....		332439-3	06/83	292.5	293.0	296.8	33.2	1.3
Other metal container manufacturing.....		332439-6	12/03	136.5	137.9	137.9	22.0	0.0
Secondary products and miscellaneous receipts.....		332439-SM						
Miscellaneous receipts.....		332439-M	12/05	122.7	122.7	122.7	21.2	0.0
Secondary products.....		332439-S	12/03	140.1	-	-	-	-
Hardware mfg.....	3325		12/03	125.2	126.6	127.2	9.7	0.5
Hardware mfg.....	33251		12/03	125.2	126.6	127.2	9.7	0.5

See footnotes at end of table.

Table 5. Producer price indexes for the net output of selected industries and their products, not seasonally adjusted — Continued

Industry and product ¹	Industry code	Product code	Index base	Index			Percent change to Dec. 2008 from:	
				Aug. 2008 ²	Nov. 2008 ²	Dec. 2008 ²	Dec. 2007	Nov. 2008
Hardware manufacturing.....	332510		06/85	168.0	169.8	170.6	9.7	0.5
Primary products.....		332510-P	06/85	167.0	168.4	169.3	9.9	0.5
All other miscellaneous hardware.....		332510-A	06/85	208.3	215.1	213.3	14.3	-0.8
Furniture hardware (excluding cabinet hardware).....		332510-2	06/85	189.4	199.0	199.0	11.7	0.0
Builders' hardware, including fabricated metal safe and vault locks, & cabinet hardware.....		332510-4	06/85	196.0	196.1	197.9	13.2	0.9
Motor vehicle hardware (lock units, door & window handles, window regulators, hinges, etc.).....		332510-6	06/85	116.7	116.8	116.8	1.6	0.0
Other transportation equipment hardware (except motor vehicle hardware).....		332510-7	06/85	284.2	293.6	298.4	12.3	1.6
Secondary products and miscellaneous receipts.....		332510-SM						
Miscellaneous receipts.....		332510-M	07/85	186.1	192.2	193.9	11.3	0.9
Secondary products.....		332510-S	06/85	173.4	178.6	177.6	5.3	-0.6
Spring & wire product mfg.....	3326		12/03	146.3	146.7	144.4	18.8	-1.6
Spring & wire product mfg.....	33261		12/03	146.3	146.7	144.4	18.8	-1.6
Spring, heavy gauge, manufacturing.....	332611		06/81	161.3	163.9	159.6	13.2	-2.6
Primary products.....		332611-P	06/81	168.0	170.9	167.1	16.1	-2.2
Hot formed steel springs, except wire.....		332611-1	06/81	186.2	186.2	179.1	16.7	-3.8
Cold formed steel springs, except wire.....		332611-3	06/81	143.9	149.8	149.8	15.4	0.0
Secondary products and miscellaneous receipts.....		332611-SM						
Secondary products.....		332611-S	06/81	168.1	171.1	157.5	6.1	-7.9
Spring, light gauge, manufacturing.....	332612		12/82	164.7	167.9	167.5	14.9	-0.2
Primary products.....		332612-P	12/82	173.0	176.9	176.8	18.4	-0.1
Precision mechanical wire springs.....		332612-2	12/82	172.5	173.7	173.6	4.1	-0.1
Precision mechanical extension and torsion-type wire springs.....		332612-21	06/01	141.5	141.9	141.9	1.3	0.0
Precision mechanical compression-type wire springs.....		332612-22	06/01	118.6	119.8	119.7	6.7	-0.1
Other wire springs.....		332612-4	12/82	171.1	176.5	176.3	28.2	-0.1
Secondary products and miscellaneous receipts.....		332612-SM						
Secondary products.....		332612-S	12/82	115.7	115.7	115.7	0.0	0.0
Other fabricated wire product manufacturing.....	332618		12/82	209.0	208.2	204.2	20.9	-1.9
Primary products.....		332618-P	12/82	208.0	207.4	202.0	22.5	-2.6
Other ferrous wire products, excluding springs, made from purchased wire.....		332618-B	12/82	235.0	233.0	224.8	27.3	-3.5
Noninsulated ferrous wire rope, cable, forms & strand, made from purchased wire.....		332618-1	12/82	188.8	187.9	188.8	14.3	0.5
Ferrous wire cloth & other ferrous woven wire products, made from purchased wire.....		332618-3	12/82	144.8	144.8	144.8	5.4	0.0
Nonferrous wire cloth & other nonferrous woven wire products, made from purchased wire.....		332618-5	12/82	143.7	146.7	146.7	15.8	0.0
Secondary products and miscellaneous receipts.....		332618-SM						
Miscellaneous receipts.....		332618-M	12/82	215.7	211.7	222.5	10.4	5.1
Secondary products.....		332618-S	12/82	193.5	195.2	195.2	5.7	0.0
Mach shops, turn prod, screw, nut, bolt mfg.....	3327		12/03	125.6	127.0	125.8	3.5	-0.9
Machine shops.....	33271		12/03	119.5	121.0	119.8	3.1	-1.0
Machine shops.....	332710		06/84	158.9	161.0	159.4	3.2	-1.0
Primary products.....		332710-P	06/84	155.1	157.3	155.6	3.5	-1.1
Receipts for machine shop job work and job order repairs.....		332710-0	06/84	154.0	156.2	154.5	3.6	-1.1
Secondary products and miscellaneous receipts.....		332710-SM						
Secondary products.....		332710-S	06/84	181.7	181.7	181.7	0.0	0.0
Turned product & screw, nut & bolt mfg.....	33272		12/84	169.3	170.7	169.3	4.2	-0.8
Precision turned product manufacturing.....	332721		12/83	179.8	180.6	179.6	3.2	-0.6
Primary products.....		332721-P	12/83	164.1	164.5	163.3	1.9	-0.7
Precision turned products, automotive.....		332721-1	12/83	145.7	145.5	143.2	1.3	-1.6
Precision turned products, except automotive.....		332721-5	12/83	173.7	174.3	173.8	2.3	-0.3
Precision turned products for aircraft.....		332721-51	12/83	148.2	148.4	148.4	2.7	0.0
Precision turned products for electric and electronic equip. (exc. household appliances).....		332721-53	12/88	134.0	134.3	134.0	2.6	-0.2
Precision turned products for medical supplies.....		332721-54	06/08	100.0	100.2	100.2	-	0.0
Precision turned products for other machinery.....		332721-55	12/83	129.1	128.5	128.2	0.0	-0.2
Precision turned products for ordnance and all other end uses.....		332721-56	12/83	179.7	181.3	180.4	3.3	-0.5
Secondary products and miscellaneous receipts.....		332721-SM						
Miscellaneous receipts.....		332721-M	12/88	373.1	-	-	-	-
Secondary products.....		332721-S	12/83	183.9	186.4	186.4	-	0.0
Bolt, nut, screw, rivet, and washer mfg.....	332722		06/82	172.3	174.5	172.5	5.2	-1.1
Primary products.....		332722-P	06/82	176.0	178.3	176.1	5.8	-1.2
Products (except fasteners), made by cold-, warm- or hot-heading processes.....		332722-A	06/82	184.5	190.6	190.4	15.5	-0.1

See footnotes at end of table.

Table 5. Producer price indexes for the net output of selected industries and their products, not seasonally adjusted — Continued

Industry and product ¹	Industry code	Product code	Index base	Index			Percent change to Dec. 2008 from:	
				Aug. 2008 ²	Nov. 2008 ²	Dec. 2008 ²	Dec. 2007	Nov. 2008
Bolt, nut, screw, rivet, and washer mfg - Continued								
Aircraft fasteners, except plastics (including aerospace) . . .		332722-1	06/82	293.0	299.5	297.5	3.7	-0.7
Externally threaded metal fasteners (except aircraft types)		332722-3	06/82	156.2	155.7	151.8	3.9	-2.5
Hex bolts, including heavy, tap-and-joint (excluding high-strength structural & aircraft types)		332722-3122	06/82	158.3	156.5	153.6	0.3	-1.9
Other metal bolts, including square, round, plow, high-strength structural, & bent bolts.		332722-3133	12/99	177.8	176.3	175.3	12.1	-0.6
Cap, set, machine, lag, flange, and self-locking screws (except aircraft types)		332722-3144	12/87	168.1	173.1	171.8	4.8	-0.8
Tapping screws and wood screws (except aircraft types)		332722-3155	06/82	144.8	140.9	138.2	-1.1	-1.9
Other externally threaded metal fasteners, including studs (except aircraft types)		332722-3199	12/99	118.4	118.4	108.7	-0.7	-8.2
Internally threaded fasteners (except aircraft types)		332722-5	06/82	115.0	118.8	118.8	7.7	0.0
Nonthreaded metal fasteners (except aircraft types)		332722-6	06/82	172.8	175.9	175.4	3.7	-0.3
Secondary products and miscellaneous receipts.		332722-SM						
Miscellaneous receipts.		332722-M	06/82	164.9	166.0	—	—	—
Secondary products.		332722-S	06/82	113.5	113.8	113.8	-0.4	0.0
Coating/engrave/heat treating & other activity.	3328		12/03	121.1	120.0	119.6	3.6	-0.3
Coating/engrave/heat treating & other activity.	33281		12/84	166.6	165.2	164.5	3.7	-0.4
Metal heat treating.	332811		06/85	141.0	141.4	141.9	10.3	0.4
Primary products.		332811-P	06/85	142.5	142.9	143.4	10.7	0.3
Metal heat treating.		332811-0	06/85	142.5	142.9	143.4	10.7	0.3
Secondary products and miscellaneous receipts.		332811-SM						
Secondary products.		332811-S	06/85	135.5	136.0	136.0	5.5	0.0
Metal coating and nonprecious engraving.	332812		12/84	153.1	152.4	150.8	1.9	-1.0
Primary products.		332812-P	12/84	157.2	156.6	154.8	2.5	-1.1
Metal coating, engraving, and allied services.		332812-0	12/84	157.2	156.6	154.8	2.5	-1.1
Etching, engraving, and all other metal coating, including curtain coating and wash coating.		332812-01	06/08	107.0	108.5	109.1	—	0.6
Metal galvanizing and other hot dip metal coating.		332812-02	12/84	170.0	163.6	158.3	-7.9	-3.2
Metal coil coating.		332812-03	06/08	100.6	103.9	103.9	—	0.0
Metal liquid spray coating, including electrostatic coating.		332812-04	12/84	171.4	173.5	173.3	2.8	-0.1
Metal powder coating, including electrostatic and fluidized bed.		332812-05	06/97	113.1	113.3	113.2	0.1	-0.1
Secondary products and miscellaneous receipts.		332812-SM						
Miscellaneous receipts.		332812-M	12/89	103.8	103.8	103.8	-6.2	0.0
Secondary products.		332812-S	12/84	106.3	105.9	105.9	-8.4	0.0
Electroplating, anodizing and coloring metal.	332813		12/84	181.1	177.0	177.8	3.3	0.5
Primary products.		332813-P	12/84	183.1	178.7	179.7	3.5	0.6
Electroplating, plating, polishing, anodizing and coloring.		332813-0	12/84	183.1	178.7	179.7	3.5	0.6
Secondary products and miscellaneous receipts.		332813-SM						
Secondary products.		332813-S	12/84	170.2	167.7	167.7	0.7	0.0
Other fabricated metal product mfg.	3329		12/03	130.6	131.5	131.5	6.7	0.0
Metal valve mfg.	33291		12/03	133.6	135.1	135.5	5.1	0.3
Industrial valve manufacturing.	332911		06/91	184.7	186.0	186.4	5.1	0.2
Primary products.		332911-P	06/91	186.0	187.5	188.1	5.6	0.3
Industrial plug valves (all metals, pressures, and types), incl lubricated, cylindrical, etc.		332911-A	12/82	187.8	187.8	187.8	4.5	0.0
All other miscellaneous industrial valves.		332911-B	06/91	174.3	178.8	180.5	4.0	1.0
Industrial ball valves (all metals, pressures, and types), incl. manual & power operated.		332911-C	06/91	183.2	184.3	184.3	3.8	0.0
Automatic regulating and control valves and parts (except nuclear), power operated.		332911-F	12/82	226.9	227.6	229.4	7.9	0.8
Solenoid-operated valves and parts, except nuclear and fluid power transfer.		332911-H	12/82	240.2	240.2	240.2	4.9	0.0
Gates, globes, angles, straightway (y-type) checks, stop & check, cross, 3- & 4- way, etc.		332911-1	06/91	219.9	223.4	223.1	5.7	-0.1
Industrial valves for water works and municipal equipment (IBBM, AWWA, and UL).		332911-2	06/91	239.5	239.9	239.9	4.8	0.0
Industrial butterfly valves (all metals, pressures, and types), incl. manual & power operated.		332911-4	06/91	150.5	151.6	151.6	6.8	0.0
Secondary products and miscellaneous receipts.		332911-SM						
Miscellaneous receipts.		332911-M	06/91	181.4	181.4	181.4	8.0	0.0
Secondary products.		332911-S	06/91	176.8	177.1	177.1	0.4	0.0
Fluid power valve and hose fitting mfg.	332912		06/91	169.0	172.2	172.7	5.3	0.3
Primary products.		332912-P	06/91	169.1	172.2	173.0	5.7	0.5
Parts for fluid power valves.		332912-G	06/91	152.3	153.7	154.7	-1.8	0.7

See footnotes at end of table.

Table 5. Producer price indexes for the net output of selected industries and their products, not seasonally adjusted — Continued

Industry and product ¹	Industry code	Product code	Index base	Index			Percent change to Dec. 2008 from:	
				Aug. 2008 ²	Nov. 2008 ²	Dec. 2008 ²	Dec. 2007	Nov. 2008
Fluid power valve and hose fitting mfg - Continued								
Nonaerospace type flareless fittings and couplings (incl. nonmetal fittings) use.....		332912-K	06/91	157.4	165.1	165.1	9.7	0.0
Nonaerospace type hydraulic and pneumatic fittings and couplings for hose.....		332912-L	06/91	173.2	182.5	182.5	9.9	0.0
Nonaerospace type hydraulic and pneumatic assemblies of hose.....		332912-N	12/98	112.3	—	—	—	—
Aerospace type hydraulic and pneumatic hose or tube end fittings and assemblies.....		332912-4	06/91	250.2	—	—	—	—
Nonaerospace type hydraulic directional control valves.....		332912-5	06/91	153.0	157.9	157.9	12.0	0.0
Manual types.....		332912-511	06/91	169.9	175.8	175.8	14.2	0.0
All other, including solenoid types.....		332912-512	06/91	128.4	131.9	131.9	8.6	0.0
Nonaerospace type flared (metal) fittings, couplings and assemblies.....		332912-6	06/91	157.5	165.0	165.0	7.0	0.0
Nonaerospace type hydraulic valves, except directional control.....		332912-7	12/98	151.5	154.1	154.1	5.1	0.0
Cartridge valves.....		332912-711	12/98	141.0	147.5	147.5	10.2	0.0
All other, including electrohydraulic.....		332912-712	12/98	155.8	156.9	156.9	3.4	0.0
Nonaerospace type pneumatic directional control valves.....		332912-9	06/91	159.9	161.8	161.2	6.9	-0.4
Solenoid types.....		332912-911	06/91	165.4	167.3	166.8	6.7	-0.3
All other, including mechanical and remote pilot.....		332912-912	12/98	129.2	130.8	130.2	7.2	-0.5
Secondary products and miscellaneous receipts.....		332912-SM						
Miscellaneous receipts.....		332912-M	12/98	129.2	137.7	135.5	7.9	-1.6
Secondary products.....		332912-S	06/91	172.3	173.5	173.5	2.7	0.0
Plumbing fixture fitting & trim mfg.....	332913		06/83	236.1	236.4	236.5	3.9	0.0
Primary products.....		332913-P	06/83	243.2	243.3	243.3	3.8	0.0
Single lever plumbing fixture controls, two & three handle bath & shower fittings, & antiscald.....		332913-1	06/83	213.5	213.5	213.5	5.4	0.0
Lavatory and sink fittings (except single control), including drains & overflows (brass goods).....		332913-3	06/98	126.0	126.8	126.7	3.2	-0.1
Miscellaneous plumbing fixtures, fittings, and trim (brass goods), incl. lawn sprinklers.....		332913-8	06/83	271.9	271.3	271.4	2.8	0.0
Secondary products and miscellaneous receipts.....		332913-SM						
Miscellaneous receipts.....		332913-M	06/07	101.1	101.1	101.1	0.0	0.0
Secondary products.....		332913-S	06/83	290.0	294.7	294.7	8.7	0.0
Other metal valve and pipe fitting mfg.....	332919		12/82	226.4	231.8	234.0	6.6	0.9
Primary products.....		332919-P	12/82	229.5	235.4	238.0	6.8	1.1
Metal fittings, flanges, and unions for piping systems.....		332919-4	12/82	271.2	280.7	284.9	8.9	1.5
Secondary products and miscellaneous receipts.....		332919-SM						
Miscellaneous receipts.....		332919-M	12/82	160.9	160.9	160.9	7.5	0.0
Secondary products.....		332919-S	12/82	215.7	—	222.3	3.1	—
All other fabricated metal product mfg.....	332999		12/03	127.9	128.3	128.0	7.9	-0.2
Ball and roller bearing manufacturing.....	332991		06/83	219.1	222.1	223.4	8.3	0.6
Primary products.....		332991-P	06/83	217.0	220.1	221.3	8.7	0.5
Ball bearings, complete, unmounted.....		332991-1	06/83	201.8	207.7	208.4	6.6	0.3
Tapered roller bearings (including cups & cones), unmounted.....		332991-3	06/83	204.6	205.6	208.0	11.1	1.2
Roller bearings, except tapered, unmounted.....		332991-5	06/83	254.9	257.7	259.7	7.8	0.8
Mounted bearings, except plain.....		332991-7	06/83	283.5	286.6	286.0	10.2	-0.2
Parts and components for ball and roller bearings, including balls and rollers, sold separatel.....		332991-9	06/83	187.6	187.6	187.6	9.5	0.0
Secondary products and miscellaneous receipts.....		332991-SM						
Small arms ammunition manufacturing.....	332992		06/85	184.6	184.7	184.5	4.1	-0.1
Primary products.....		332992-P	06/85	210.1	210.2	210.0	4.1	-0.1
Small arms ammunition.....		332992-0	12/06	131.8	131.9	131.8	4.1	-0.1
Small arms cartridges and shells.....		332992-0A	06/85	194.9	195.1	195.1	3.7	0.0
Ammunition components.....		332992-06	06/02	149.2	148.9	147.1	2.2	-1.2
Other ammo products, including industrial shells & cartridges, air gun ammo, percussion caps.....		332992-07	06/02	141.9	141.9	141.9	10.8	0.0
Secondary products and miscellaneous receipts.....		332992-SM						
Miscellaneous receipts.....		332992-M	06/02	151.6	151.6	151.6	7.2	0.0
Ammunition, except small arms, manufacturing.....	332993		12/85	182.9	182.9	182.9	21.6	0.0
Primary products.....		332993-P	12/85	140.6	140.6	140.6	2.4	0.0
All other miscellaneous ammunition (except small arms).....		332993-3	12/85	123.4	123.4	123.4	4.3	0.0
Secondary products and miscellaneous receipts.....		332993-SM						
Small arms manufacturing.....	332994		06/85	196.1	196.1	196.1	2.5	0.0
Primary products.....		332994-P	06/85	192.1	192.1	192.1	2.6	0.0
Machine guns, 30 mm or less, or 1.18 in or less.....		332994-1	12/04	99.2	99.2	99.2	6.2	0.0
Small arms, 30 mm or less, or 1.18 in. or less.....		332994-9	12/04	110.4	110.4	110.4	2.3	0.0
Secondary products and miscellaneous receipts.....		332994-SM						
Miscellaneous receipts.....		332994-M	08/85	282.3	282.3	282.3	-3.4	0.0

See footnotes at end of table.

Table 5. Producer price indexes for the net output of selected industries and their products, not seasonally adjusted — Continued

Industry and product ¹	Industry code	Product code	Index base	Index			Percent change to Dec. 2008 from:	
				Aug. 2008 ²	Nov. 2008 ²	Dec. 2008 ²	Dec. 2007	Nov. 2008
Other ordnance and accessories manufacturing.....	332995		12/85	166.5	166.5	166.5	10.9	0.0
Primary products.....		332995-P	12/85	191.8	191.8	191.8	10.9	0.0
All other miscellaneous ordnance and accessories, incl. rocket projectors, etc. (incl. parts).....		332995-2	12/85	158.9	159.0	159.0	6.0	0.0
Fabricated pipe and pipe fitting mfg.....	332996		06/81	239.5	237.9	232.8	9.0	-2.1
Primary products.....		332996-P	06/81	228.3	228.4	227.9	10.3	-0.2
Fabricated pipe and pipe fittings made from purchased pipe.....		332996-0	12/02	151.0	151.0	150.7	10.3	-0.2
Fabricated iron and steel pipe and pipe fittings made from purchased pipe.....		332996-01	06/81	221.0	221.1	220.7	12.3	-0.2
All other nonferrous fabricated pipe and pipe fittings made from purchased pipe.....		332996-02	06/81	290.0	-	-	-	-
Secondary products and miscellaneous receipts.....		332996-SM						
Industrial pattern manufacturing.....	332997		12/84	153.6	154.2	154.2	5.5	0.0
Primary products.....		332997-P	12/84	152.5	153.2	153.2	4.2	0.0
Industrial patterns.....		332997-0	12/84	152.5	153.2	153.2	4.2	0.0
Foundry patterns.....		332997-01	12/84	154.4	155.8	155.8	4.3	0.0
All other industrial patterns, except shoe patterns.....		332997-02	12/84	149.9	149.0	149.0	4.1	0.0
Secondary products and miscellaneous receipts.....		332997-SM						
Miscellaneous receipts.....		332997-M	06/06	111.9	-	111.9	6.1	-
Enameled iron and metal sanitary ware mfg.....	332998		12/80	245.1	244.4	244.4	9.5	0.0
Primary products.....		332998-P	12/80	242.6	241.8	241.8	6.2	0.0
Enameled iron and metal sanitary ware.....		332998-0	12/80	223.8	223.0	223.0	6.1	0.0
Secondary products and miscellaneous receipts.....		332998-SM						
Secondary products.....		332998-S	12/80	280.0	280.0	280.0	50.2	0.0
Miscellaneous fabricated metal product mfg.....	332999		12/03	121.6	122.1	122.1	7.0	0.0
Primary products.....		332999-P	12/03	124.7	125.1	125.1	7.8	0.0
Metal ladders.....		332999-B	06/85	170.8	166.8	166.8	5.0	0.0
All other miscellaneous fabricated metal products.....		332999-H	06/85	163.8	165.5	165.5	9.2	0.0
Converted unmounted aluminum foil packaging products.....		332999-2	12/90	127.6	-	-	-	-
Secondary products and miscellaneous receipts.....		332999-SM						
Secondary products.....		332999-S	12/03	112.3	113.0	113.0	1.6	0.0
Machinery manufacturing.....	333		12/03	118.3	119.4	119.5	5.7	0.1
Ag., construction, and mining machinery mfg.....	3331		12/03	121.2	123.0	123.2	5.6	0.2
Agricultural implement manufacturing.....	33311		12/03	115.1	116.8	116.9	4.2	0.1
Farm machinery and equipment manufacturing.....	333111		12/82	182.0	184.7	184.7	4.9	0.0
Primary products.....		333111-P	12/82	184.3	187.3	187.3	5.4	0.0
Haying machinery and attachments.....		333111-A	12/82	177.9	186.8	186.8	7.4	0.0
Parts for farm machinery, for sale separately.....		333111-C	12/82	159.3	159.2	159.2	-0.2	0.0
Farm plows, harrows, rollers, pulverizers, etc., & attachments.....		333111-E	12/02	142.9	147.9	147.9	9.0	0.0
All other farm machinery & equipment, excluding parts, including attachments.....		333111-G	12/82	211.5	213.5	213.7	11.5	0.1
Commercial turf and grounds care equipment, including parts and attachments.....		333111-J	12/82	190.9	196.8	196.8	8.8	0.0
Farm-type (power take-off hp) wheel tractors (2/4-wheel drive)(with or without attachments).....		333111-1	12/82	179.3	182.3	182.3	3.7	0.0
Farm dairy equip., sprayers and dusters, farm blowers, and attachments.....		333111-4	12/82	180.3	180.3	180.3	3.3	0.0
Planting, seeding, and fertilizing machinery and attachments.....		333111-7	12/82	175.1	177.6	177.9	3.9	0.2
Harvesting machinery (except hay and straw) and attachments.....		333111-9	12/82	183.1	183.9	184.0	1.3	0.1
Secondary products and miscellaneous receipts.....		333111-SM						
Miscellaneous receipts.....		333111-M	12/82	142.6	142.6	142.6	-1.8	0.0
Secondary products.....		333111-S	12/82	164.1	-	-	-	-
Lawn and garden equipment manufacturing.....	333112		12/82	132.6	134.4	134.7	2.4	0.2
Primary products.....		333112-P	12/82	134.9	136.9	137.0	2.1	0.1
Consumer nonriding lawn, garden, and snow equipment.....		333112-1	12/82	126.5	129.1	129.1	1.6	0.0
Consumer riding lawn, garden, and snow equipment.....		333112-3	12/82	145.9	148.0	148.0	2.7	0.0
Parts and attachments for consumer lawn, garden, and snow equipment.....		333112-7	06/03	109.8	109.4	110.2	1.9	0.7
Secondary products and miscellaneous receipts.....		333112-SM						
Miscellaneous receipts.....		333112-M	06/03	111.0	111.0	111.0	6.1	0.0
Secondary products.....		333112-S	12/82	114.9	115.0	117.4	2.5	2.1
Construction machinery manufacturing.....	33312		12/03	119.9	122.1	122.3	5.0	0.2
Construction machinery manufacturing.....	333120		12/80	214.3	218.2	218.5	4.9	0.1
Primary products.....		333120-P	12/80	206.7	211.1	211.5	5.3	0.2
Power cranes, loaders, dozers, tractors, off-hwy trucks, mixers, pavers, backhoes, etc.....		333120-1	12/03	117.1	119.3	119.7	4.9	0.3

See footnotes at end of table.

Table 5. Producer price indexes for the net output of selected industries and their products, not seasonally adjusted — Continued

Industry and product ¹	Industry code	Product code	Index base	Index			Percent change to Dec. 2008 from:	
				Aug. 2008 ²	Nov. 2008 ²	Dec. 2008 ²	Dec. 2007	Nov. 2008
Construction machinery manufacturing - Continued								
Power cranes, draglines, and shovels (including surface mining equip.)(exc parts).....		333120-11	12/99	126.7	126.8	126.8	1.0	0.0
Mixers, pavers, and related equipment (excluding parts).....		333120-12	12/80	183.3	183.7	183.7	5.4	0.0
Off-highway trucks, haulers, truck-type tractor chassis, trailers, excl. parts.....		333120-13	12/03	118.6	118.6	—	—	—
Tractor shovel loaders (skid steer, wheel, crawler, and integral design backhoes).....		333120-14	12/80	210.3	220.5	217.3	5.8	-1.5
Construction wheel and crawler tractors, dozers, and self-propelled log skidders.....		333120-15	12/03	115.1	118.5	118.8	5.4	0.3
Graders, rollers and compactors, forklifts, scrapers, trenchers, excl parts.....		333120-16	12/03	116.3	118.5	118.7	3.9	0.2
Construction machinery for mounting (exc parts, winches, snow clearing attach.).....		333120-17	12/99	126.0	129.4	129.4	6.5	0.0
Other construction machinery and equipment (excluding parts).....		333120-8	12/03	125.5	128.9	128.2	5.9	-0.5
Parts for construction machinery and equipment, sold separately.....		333120-9	12/99	127.6	131.2	131.2	7.1	0.0
Secondary products and miscellaneous receipts.....		333120-SM						
Miscellaneous receipts.....		333120-M	12/80	333.0	334.4	334.4	2.5	0.0
Secondary products.....		333120-S	12/80	236.4	237.0	237.0	5.6	0.0
Mining and oil and gas field machinery mfg.....	33313		12/03	140.3	141.5	142.1	10.3	0.4
Mining machinery and equipment manufacturing.....	333131		06/81	222.5	225.3	227.0	12.3	0.8
Primary products.....		333131-P	06/81	226.0	227.6	229.7	11.1	0.9
Underground mining machinery (except parts sold separately).....		333131-1	06/81	236.0	236.5	236.5	10.2	0.0
Mineral processing & beneficiation machinery (except parts sold separately).....		333131-3	06/81	261.9	259.3	259.8	11.4	0.2
Crushing, pulverizing & screening machinery (except parts sold separately).....		333131-5	06/81	274.2	274.2	274.2	10.3	0.0
Drills and other mining machinery (except parts sold separately).....		333131-7	06/81	241.7	245.1	246.3	6.0	0.5
Parts and attachments for mining machinery and equipment (sold separately).....		333131-9	06/81	205.1	208.6	213.1	12.7	2.2
Secondary products and miscellaneous receipts.....		333131-SM						
Miscellaneous receipts.....		333131-M	06/81	202.6	210.7	210.7	18.0	0.0
Oil and gas field machinery and equipment.....	333132		12/80	247.8	249.5	250.3	9.7	0.3
Primary products.....		333132-P	12/80	248.2	249.9	250.7	10.0	0.3
Rotary oil and gas field drilling machinery and equipment.....		333132-1	12/86	258.4	259.2	259.5	5.8	0.1
Other oil and gas field drilling machinery and equipment.....		333132-2	12/86	234.4	235.7	237.8	5.2	0.9
Oil and gas field production machinery and equipment (except pumps).....		333132-4	12/80	204.5	207.0	207.6	16.3	0.3
Portable oil and gas field drilling rigs and parts (above ground).....		333132-7	12/86	183.6	183.6	183.6	9.9	0.0
Secondary products and miscellaneous receipts.....		333132-SM						
Miscellaneous receipts.....		333132-M	12/80	266.4	268.5	268.5	8.7	0.0
Secondary products.....		333132-S	12/80	175.7	176.6	176.6	3.3	0.0
Industrial machinery manufacturing.....	3332		12/84	166.9	167.5	167.9	2.9	0.2
Sawmill and woodworking machinery.....	33321		12/03	116.0	117.3	117.3	4.8	0.0
Sawmill and woodworking machinery.....	333210		12/80	184.7	186.8	186.8	4.9	0.0
Primary products.....		333210-P	12/80	191.0	192.7	192.6	4.5	-0.1
Woodworking machinery, including parts, attachments, and accessories.....		333210-3	12/80	181.7	183.6	183.5	4.6	-0.1
Woodworking machinery for home workshops, garages, & service shops, except power handtools.....		333210-5	12/80	185.8	185.8	—	—	—
Secondary products and miscellaneous receipts.....		333210-SM						
Miscellaneous receipts.....		333210-M	04/81	80.9	82.7	82.7	5.5	0.0
Secondary products.....		333210-S	12/80	212.8	216.6	216.6	6.8	0.0
Plastics and rubber industry machinery.....	33322		12/03	116.7	117.0	118.0	4.2	0.9
Plastics and rubber industry machinery.....	333220		12/03	116.7	117.0	117.9	4.2	0.8
Primary products.....		333220-P	12/03	114.6	114.9	116.0	5.2	1.0
Plastics working machinery and equipment, excluding patterns and molds.....		333220-1	12/81	198.4	198.8	198.7	4.1	-0.1
Rubber working machinery and equipment, excluding tire molds.....		333220-3	12/81	200.4	203.4	226.4	16.5	11.3
Secondary products and miscellaneous receipts.....		333220-SM						
Miscellaneous receipts.....		333220-M	12/03	139.1	139.1	—	—	—
Other industrial machinery manufacturing.....	33329		12/84	165.5	166.0	166.3	2.7	0.2
Paper industries machinery manufacturing.....	333291		06/82	194.4	195.2	195.1	2.3	-0.1
Primary products.....		333291-P	06/82	196.2	197.1	197.1	2.1	0.0
Paper industries machinery.....		333291-1	12/03	109.5	110.2	110.1	1.7	-0.1

See footnotes at end of table.

Table 5. Producer price indexes for the net output of selected industries and their products, not seasonally adjusted — Continued

Industry and product ¹	Industry code	Product code	Index base	Index			Percent change to Dec. 2008 from:	
				Aug. 2008 ²	Nov. 2008 ²	Dec. 2008 ²	Dec. 2007	Nov. 2008
Paper industries machinery manufacturing - Continued								
Parts and attachments for paper industries machinery.....		333291-3	06/82	183.8	184.2	184.2	2.6	0.0
Secondary products and miscellaneous receipts.....		333291-SM						
Miscellaneous receipts.....		333291-M	06/82	164.7	164.7	164.7	2.8	0.0
Secondary products.....		333291-S	03/97	129.5	129.5	129.5	4.2	0.0
Textile machinery manufacturing.....	333292		12/80	197.7	198.7	198.5	3.0	-0.1
Primary products.....		333292-P	12/80	198.5	199.9	199.6	2.3	-0.2
Textile machinery (except parts, attachments, and accessories).....		333292-1	12/80	191.4	191.7	191.4	1.3	-0.2
Parts and attachments for textile machinery.....		333292-3	12/80	210.6	213.6	213.7	4.1	0.0
Secondary products and miscellaneous receipts.....		333292-SM						
Miscellaneous receipts.....		333292-M	06/86	139.5	139.5	139.5	4.7	0.0
Printing machinery and equipment mfg.....	333293		12/82	156.7	157.2	157.2	1.2	0.0
Primary products.....		333293-P	12/82	153.1	153.7	153.7	1.4	0.0
Printing presses, other than lithographic.....		333293-2	12/82	174.2	174.2	174.2	1.2	0.0
Binding machinery and equipment.....		333293-6	12/88	156.6	152.3	—	—	—
All other miscellaneous printing trades machinery.....		333293-9	12/88	123.4	124.5	124.5	2.0	0.0
Other printing machinery and equipment, incl. pre-press preparation equipment.....		333293-911	06/01	98.0	99.4	99.4	1.8	0.0
Parts, attachments, and accessories for printing trades machinery.....		333293-912	06/01	109.6	109.6	109.6	2.2	0.0
Secondary products and miscellaneous receipts.....		333293-SM						
Miscellaneous receipts.....		333293-M	12/82	183.1	183.1	183.1	0.0	0.0
Food product machinery manufacturing.....	333294		12/83	224.0	224.1	223.4	2.9	-0.3
Primary products.....		333294-P	12/83	230.6	230.7	230.4	3.1	-0.1
Dairy and milk products plant machinery and equipment. . .		333294-1	12/83	226.1	222.1	220.5	0.4	-0.7
Commercial food products machinery (except packaging and cooking equipment).....		333294-3	12/83	205.6	205.6	205.6	2.8	0.0
Industrial food products machinery for processing foods, beverages, & animal & fowl feed.....		333294-5	12/83	235.2	236.7	236.4	4.1	-0.1
Secondary products and miscellaneous receipts.....		333294-SM						
Miscellaneous receipts.....		333294-M	12/83	163.3	163.4	160.1	1.5	-2.0
Secondary products.....		333294-S	12/83	220.6	221.0	221.0	2.7	0.0
Semiconductor machinery manufacturing.....	333295		12/03	98.8	98.8	98.8	-1.3	0.0
Primary products.....		333295-P	12/03	98.5	98.5	98.5	-1.7	0.0
Semiconductor machinery and parts.....		333295-0	06/87	126.7	126.7	126.7	-1.7	0.0
Secondary products and miscellaneous receipts.....		333295-SM						
Miscellaneous receipts.....		333295-M	12/03	101.7	101.7	—	—	—
Secondary products.....		333295-S	12/03	103.5	—	103.5	3.5	—
All other industrial machinery manufacturing.....	333298		12/03	117.1	117.9	118.6	7.2	0.6
Primary products.....		333298-P	12/03	116.3	117.9	118.7	7.4	0.7
Chemical manufacturing machinery, equipment, and parts..		333298-1	12/81	219.0	222.7	222.7	8.4	0.0
Printed circuit board manufacturing machinery, except testing.....		333298-5	06/01	105.2	107.3	107.8	6.6	0.5
All other miscellaneous special industry machinery & equipment.....		333298-7	12/94	130.5	132.5	132.2	7.4	-0.2
Secondary products and miscellaneous receipts.....		333298-SM						
Miscellaneous receipts.....		333298-M	12/03	115.9	112.2	112.2	5.4	0.0
Secondary products.....		333298-S	12/03	133.1	133.1	133.1	9.4	0.0
Commercial and service industry machinery.....	3333		12/03	109.6	111.1	111.2	4.5	0.1
Commercial and service industry machinery.....	33331		12/03	109.6	111.1	111.2	4.5	0.1
Automatic vending machine manufacturing.....	333311		06/82	132.1	132.1	132.1	3.7	0.0
Primary products.....		333311-P	06/82	131.5	131.5	131.5	2.9	0.0
Automatic merchandising machines, coin-operated, excluding parts.....		333311-1	06/82	131.0	131.0	131.0	3.3	0.0
Other vending machines, excluding beverage machines..		333311-15	06/03	106.2	106.2	106.2	0.6	0.0
Coin-operated mechanisms and other parts for automatic merchandising machines.....		333311-3	12/88	113.4	113.4	113.4	-0.4	0.0
Secondary products and miscellaneous receipts.....		333311-SM						
Commercial laundry and drycleaning machinery.....	333312		12/82	232.6	235.1	235.4	5.1	0.1
Primary products.....		333312-P	12/82	213.3	215.5	215.8	5.1	0.1
Commercial laundry and drycleaning machinery.....		333312-0	06/03	122.3	123.6	123.8	5.1	0.2
Secondary products and miscellaneous receipts.....		333312-SM						
Miscellaneous receipts.....		333312-M	06/03	126.2	—	—	—	—
Office machinery manufacturing.....	333313		06/85	129.6	130.1	130.1	2.9	0.0
Primary products.....		333313-P	06/85	120.8	121.5	121.5	3.1	0.0
Mailing, letter handling, and addressing machines, except parts and attachments.....		333313-A	06/85	117.2	117.7	117.7	3.1	0.0
Parts and attachments for office machines.....		333313-J	12/03	115.2	118.8	118.8	4.9	0.0

See footnotes at end of table.

Table 5. Producer price indexes for the net output of selected industries and their products, not seasonally adjusted — Continued

Industry and product ¹	Industry code	Product code	Index base	Index			Percent change to Dec. 2008 from:	
				Aug. 2008 ²	Nov. 2008 ²	Dec. 2008 ²	Dec. 2007	Nov. 2008
Office machinery manufacturing - Continued								
Other office machinery.....		333313-8	06/07	102.8	103.0	103.0	1.9	0.0
Secondary products and miscellaneous receipts.....		333313-SM						
Miscellaneous receipts.....		333313-M	06/85	162.0	162.0	162.0	4.4	0.0
Optical instrument and lens manufacturing.....	333314							
Primary products.....		333314-P	06/91	114.7	114.9	114.9	5.5	0.0
Sighting, tracking and fire-control equipment, optical type....		333314-1	12/85	113.2	113.4	113.4	5.9	0.0
All other miscellaneous optical instruments and lenses.....		333314-3	12/98	123.6	125.5	125.3	3.0	-0.2
Binoculars and astronomical instruments.....		333314-31	06/91	107.0	106.8	106.8	6.6	0.0
Secondary products and miscellaneous receipts.....		333314-SM						
Miscellaneous receipts.....		333314-M	06/91	97.9	97.9	97.9	-	0.0
Photographic and photocopying equipment mfg.....	333315							
Primary products.....		333315-P	12/03	101.5	102.0	102.0	1.1	0.0
All types of photographic and photocopying equipment, except motion picture equipment.....		333315-A	12/03	108.7	109.3	109.3	1.1	0.0
Motion picture equipment.....		333315-7	06/07	101.1	101.7	101.7	0.9	0.0
Secondary products and miscellaneous receipts.....		333315-SM						
Miscellaneous receipts.....		333315-M	12/03	101.2	101.7	101.7	-	0.0
Secondary products.....		333315-S	12/03	102.8	208.3	208.4	5.3	0.0
Other commercial & service machinery mfg.....	333319							
Primary products.....		333319-P	06/82	203.7	208.3	208.4	5.3	0.0
Miscellaneous machinery products, incl electronic teaching machines & auto maintenance equip.....		333319-B	06/82	208.9	213.9	214.2	5.5	0.1
Commercial cooking and food warming equipment.....		333319-1	06/07	102.8	105.8	106.0	5.7	0.2
Commercial and industrial vacuum cleaners, incl. parts and attachments.....		333319-3	06/82	244.8	246.7	246.7	4.5	0.0
Secondary products and miscellaneous receipts.....		333319-SM						
Miscellaneous receipts.....		333319-M	06/82	202.8	208.4	207.7	5.4	-0.3
Secondary products.....		333319-S	06/82	184.7	188.5	188.5	7.5	0.0
HVAC and commercial refrigeration equipment.....	33334							
HVAC and commercial refrigeration equipment.....	333341							
Air purification equipment manufacturing.....	333411							
Primary products.....		333411-P	12/03	125.3	124.2	124.4	3.8	0.2
Dust collection & other air purification equipment for industrial gas cleaning systems.....		333411-1	12/03	120.1	119.8	119.9	3.2	0.1
Dust collection & other air purification equipment & parts for cleaning incoming air.....		333411-3	12/83	120.0	120.9	120.9	3.9	0.0
Secondary products and miscellaneous receipts.....		333411-SM						
Miscellaneous receipts.....		333411-M	12/83	185.9	188.6	189.1	8.5	0.3
Industrial and commercial fan and blower mfg.....	333412							
Primary products.....		333412-P	12/03	126.8	129.6	130.1	8.7	0.4
Industrial and commercial fans and blowers.....		333412-0	12/03	127.1	130.0	130.8	8.7	0.6
Secondary products and miscellaneous receipts.....		333412-SM						
Secondary products.....		333412-S	12/03	127.1	130.0	130.8	8.7	0.6
Heating equipment, except warm air furnaces.....	333414							
Primary products.....		333414-P	06/80	251.4	255.2	256.0	9.0	0.3
Cast iron heating boilers, radiators, and convectors (except parts).....		333414-1	06/80	241.1	244.8	245.7	9.2	0.4
Domestic heating stoves (except electric and parts).....		333414-3	06/99	145.6	146.8	146.8	8.2	0.0
Steel heating boilers (15 psi or less) and all hot water heating boilers (except parts).....		333414-5	06/80	194.6	195.8	196.3	12.6	0.3
Floor and wall furnaces, unit heaters, infrared heaters, and mechanical stokers.....		333414-7	06/80	246.3	252.1	252.1	18.1	0.0
Other heating equipment, except electric (incl parts for nonelectric equip & oil burners).....		333414-9	06/99	125.7	127.2	130.2	5.3	2.4
Secondary products and miscellaneous receipts.....		333414-SM						
Miscellaneous receipts.....		333414-M	06/99	122.6	125.9	125.9	6.5	0.0
Secondary products.....		333414-S	06/99	133.7	135.8	135.6	12.3	-0.1
AC, refrigeration, and forced air heating.....	333415							
Primary products.....		333415-P	12/82	221.3	224.2	224.2	2.1	0.0
Compressors and compressor units, all refrigerants, except automobiles.....		333415-A	12/82	165.3	162.6	162.9	2.6	0.2
Warm air furnaces, incl. duct furnaces & humidifiers, & electric comfort heating.....		333415-C	12/82	165.1	166.1	165.8	4.9	-0.2
Parts & accessories for air conditioning & heat transfer equipment.....		333415-D	12/03	134.5	136.7	134.9	9.7	-1.3
Unitary air-conditioners, except air source heat pumps.....		333415-E	12/89	130.0	129.9	130.2	2.5	0.2
Air source heat pumps, except room air conditioners.....		333415-F	12/89	149.7	149.9	149.7	10.4	-0.1
Heat transfer equipment (except elec dehumidifiers), mechanically refrigerated, self-contained.....		333415-2	12/82	151.1	151.1	151.3	7.4	0.1
			12/07	107.5	107.5	107.5	7.5	0.0
			12/03	133.7	131.2	131.7	-1.8	0.4

See footnotes at end of table.

Table 5. Producer price indexes for the net output of selected industries and their products, not seasonally adjusted — Continued

Industry and product ¹	Industry code	Product code	Index base	Index			Percent change to Dec. 2008 from:	
				Aug. 2008 ²	Nov. 2008 ²	Dec. 2008 ²	Dec. 2007	Nov. 2008
AC, refrigeration, and forced air heating - Continued								
Commercial refrigerators and related equipment.....		333415-3	12/82	189.2	197.5	193.9	5.0	-1.8
Refrigeration condensing units, all refrigerants, except ammonia (complete).....		333415-5	12/82	185.7	188.5	188.5	3.5	0.0
Room air conditioners and dehumidifiers, except portable dehumidifiers.....		333415-6	12/82	121.4	121.4	123.1	1.6	1.4
All other miscellaneous refrigeration & air-conditioning equipment.....		333415-9	12/89	153.1	164.4	164.7	12.7	0.2
Secondary products and miscellaneous receipts.....		333415-SM						
Miscellaneous receipts.....		333415-M	12/82	191.3	113.6	125.9	-31.7	10.8
Secondary products.....		333415-S	12/82	130.0	129.2	129.2	-0.3	0.0
Metalworking machinery manufacturing.....	3335		12/03	109.6	110.3	110.3	2.9	0.0
Metalworking machinery manufacturing.....	33351		12/03	109.6	110.3	110.3	2.9	0.0
Industrial mold manufacturing.....	333511		12/03	103.7	103.7	103.7	0.7	0.0
Industrial molds and mold boxes.....		333511-P	12/03	104.3	104.3	104.3	0.8	0.0
Industrial molds and mold boxes.....		333511-0	06/81	128.4	128.4	128.4	0.8	0.0
Secondary products and miscellaneous receipts.....		333511-SM						
Secondary products.....		333511-S	12/03	99.8	-	-	-	-
Metal cutting machine tool manufacturing.....	333512		06/83	176.4	177.7	177.6	4.0	-0.1
Primary products.....		333512-P	06/83	164.1	165.7	165.6	3.2	-0.1
Metal grinding, polishing, buffing, honing, & lapping machines, exc gear-tooth.....		333512-2	06/83	218.8	222.1	221.6	4.6	-0.2
Metal lathes (turning machines) numerically & nonnumerically controlled.....		333512-3	06/83	177.2	177.2	177.2	0.5	0.0
Parts for metal cutting machine tools (sold separately) & rebuilt machine tools.....		333512-6	06/83	138.0	140.1	140.1	4.6	0.0
Metal station type machines.....		333512-8	06/83	153.7	153.7	153.7	0.0	0.0
Other metal cutting machine tools (exc those designed for home workshops, etc.).....		333512-9	06/83	166.4	167.5	167.3	1.7	-0.1
Secondary products and miscellaneous receipts.....		333512-SM						
Miscellaneous receipts.....		333512-M	06/83	250.7	251.9	251.8	2.1	0.0
Metal forming machine tool manufacturing.....	333513		06/81	207.4	213.4	212.3	7.5	-0.5
Primary products.....		333513-P	06/81	214.1	220.1	219.6	8.7	-0.2
Metal punching & shearing (power & manual), and bending & forming machines (power only).....		333513-1	06/81	180.8	187.6	187.6	10.5	0.0
Metalworking presses (except forging and die-stamping presses).....		333513-2	06/81	245.3	245.8	245.8	7.9	0.0
Other metal forming machine tools, including forging and die-stamping machines (exc. presses).....		333513-5	06/81	237.7	250.0	250.0	10.6	0.0
Parts for metal forming machine tools (sold separately) and rebuilt metal forming machine tool.....		333513-7	06/81	203.0	207.2	205.3	5.2	-0.9
Secondary products and miscellaneous receipts.....		333513-SM						
Miscellaneous receipts.....		333513-M	12/92	159.3	161.6	161.6	5.3	0.0
Secondary products.....		333513-S	06/81	159.3	-	159.3	-5.7	-
Special tool, die, jig, and fixture mfg.....	333514		12/03	103.6	104.1	104.2	2.8	0.1
Primary products.....		333514-P	06/81	171.7	172.6	172.7	2.4	0.1
Special dies and tools, die sets, jigs, and fixtures.....		333514-1	06/81	171.7	172.6	172.7	2.4	0.1
Jigs and fixtures, including parts.....		333514-11	06/81	236.0	244.7	244.7	4.1	0.0
Metalworking die and die sets.....		333514-13	12/02	106.2	105.7	105.8	2.1	0.1
Standard punches, industrial prototypes, die parts & other special tooling, dies.....		333514-17	06/94	117.8	117.8	117.8	1.2	0.0
Secondary products and miscellaneous receipts.....		333514-SM						
Secondary products.....		333514-S	12/03	102.8	102.8	-	-	-
Cutting tool and machine tool accessory mfg.....	333515		06/83	162.1	163.6	163.7	2.6	0.1
Primary products.....		333515-P	06/83	157.3	159.2	159.5	2.2	0.2
Small cutting tools for machine tools and metalworking machinery.....		333515-2	06/83	149.7	150.9	151.3	1.7	0.3
Other attachments and accessories for machine tools and metalworking machinery.....		333515-3	06/83	176.8	181.1	181.4	3.8	0.2
Secondary products and miscellaneous receipts.....		333515-SM						
Miscellaneous receipts.....		333515-M	01/87	197.5	195.5	193.8	2.2	-0.9
Secondary products.....		333515-S	06/83	166.7	166.7	166.7	12.0	0.0
Rolling mill machinery and equipment mfg.....	333516		12/81	232.1	243.1	241.0	8.7	-0.9
Primary products.....		333516-P	12/81	239.8	251.7	249.4	9.1	-0.9
Cold rolling mill machinery.....		333516-2	06/93	116.0	116.0	116.0	0.1	0.0
Other rolling mill machinery, incl. tube mill machinery & parts for all rolling mill machinery.....		333516-5	12/81	289.3	313.4	308.7	10.2	-1.5
Secondary products and miscellaneous receipts.....		333516-SM						
Miscellaneous receipts.....		333516-M	12/03	112.3	112.3	-	-	-
Other metalworking machinery manufacturing.....	333518		06/83	195.4	196.1	196.5	3.2	0.2
Primary products.....		333518-P	06/83	193.7	194.5	195.0	3.1	0.3

See footnotes at end of table.

Table 5. Producer price indexes for the net output of selected industries and their products, not seasonally adjusted — Continued

Industry and product ¹	Industry code	Product code	Index base	Index			Percent change to Dec. 2008 from:	
				Aug. 2008 ²	Nov. 2008 ²	Dec. 2008 ²	Dec. 2007	Nov. 2008
Other metalworking machinery manufacturing - Continued								
Assembly machines.....		333518-1	06/83	173.6	174.3	174.3	2.1	0.0
Other metalworking machinery (except handheld and ultrasonic).....		333518-3	06/83	224.3	225.2	227.3	5.7	0.9
Secondary products and miscellaneous receipts.....		333518-SM						
Miscellaneous receipts.....		333518-M	12/97	116.2	116.2	116.2	1.9	0.0
Secondary products.....		333518-S	06/83	209.8	209.8	209.8	6.4	0.0
Turbine and power transmission equipment mfg.....	3336		12/84	165.9	167.6	167.7	9.6	0.1
Turbine and power transmission equipment mfg.....	33361		12/84	166.0	167.7	167.8	9.7	0.1
Turbine and turbine generator set units mfg.....	333611		06/82	193.6	195.2	195.3	15.7	0.1
Primary products.....		333611-P	06/82	204.3	205.9	206.0	17.3	0.0
Turbine generator sets.....		333611-3	12/03	128.8	131.1	131.1	15.5	0.0
Steam, gas, and other turbines and turbine generators.....		333611-4	12/03	130.6	130.8	130.8	25.6	0.0
Parts & accessories for turbines, turbine generators, and turbine generator sets.....		333611-7	12/03	105.5	105.4	105.6	-3.7	0.2
Secondary products and miscellaneous receipts.....		333611-SM						
Speed changers, drive, and gear manufacturing.....	333612		12/83	231.2	233.3	234.6	8.3	0.6
Primary products.....		333612-P	12/83	221.6	223.9	224.6	8.4	0.3
Loose gearing, including gears, pinions, racks, and worms, sold separately.....		333612-3	12/83	178.3	180.5	180.1	9.0	-0.2
Speed changers, & ind. high speed drives, & parts other than loose gearing.....		333612-7	12/03	131.8	133.1	133.8	8.2	0.5
Secondary products and miscellaneous receipts.....		333612-SM						
Miscellaneous receipts.....		333612-M	07/84	220.5	220.5	230.3	8.5	4.4
Secondary products.....		333612-S	12/83	305.5	305.5	-	-	-
Mechanical power transmission equipment mfg.....	333613		12/84	212.2	219.4	222.1	13.4	1.2
Primary products.....		333613-P	12/84	208.3	214.2	217.5	13.6	1.5
Plain bearings and bushings.....		333613-1	12/84	147.1	154.0	152.5	5.3	-1.0
Mechanical power transmission equipment, except speed changers, drives, & gears.....		333613-3	12/84	222.5	227.9	232.5	15.3	2.0
Secondary products and miscellaneous receipts.....		333613-SM						
Miscellaneous receipts.....		333613-M	02/85	242.3	275.1	272.6	24.1	-0.9
Secondary products.....		333613-S	12/84	218.4	220.7	220.7	3.5	0.0
Other engine equipment mfg.....	333618		12/82	155.0	156.3	156.2	3.4	-0.1
Primary products.....		333618-P	12/82	153.7	155.1	155.0	3.3	-0.1
Parts & accessories (except aircraft and gasoline automotive engines).....		333618-F	12/82	164.7	168.6	168.4	3.8	-0.1
Diesel, semidiesel and dual-fuel engines (except automotive).....		333618-3	12/82	144.0	144.0	144.0	4.5	0.0
Diesel, semidiesel, and dual-fuel engines for automobiles, trucks, and buses.....		333618-5	12/82	152.0	152.2	152.2	3.5	0.0
Secondary products and miscellaneous receipts.....		333618-SM						
Other general purpose machinery manufacturing.....	3339		12/03	123.3	124.9	125.0	7.4	0.1
Pump and compressor manufacturing.....	33391		12/03	124.8	127.7	127.3	6.5	-0.3
Pump and pumping equipment manufacturing.....	333911		12/83	222.1	228.0	227.1	6.2	-0.4
Primary products.....		333911-P	12/83	220.8	226.7	225.7	6.5	-0.4
Industrial pumps, except hydraulic fluid power pumps.....		333911-2	12/83	225.7	230.5	229.0	6.3	-0.7
Other pumps.....		333911-3	12/83	163.9	169.1	169.7	8.0	0.4
Domestic sump pumps, oil-well and oil-field pumps, except boiler feed.....		333911-316	12/01	121.5	118.0	118.1	2.1	0.1
Other pumps, except automotive circulating pumps, and measuring & dispensi.....		333911-317	12/01	131.8	146.9	147.8	15.7	0.6
Domestic water systems.....		333911-4	12/83	181.3	188.5	185.2	5.1	-1.8
Parts and attachments for pumps and pumping equipment, excl. compressors.....		333911-6	12/83	266.1	272.6	272.7	6.2	0.0
Secondary products and miscellaneous receipts.....		333911-SM						
Miscellaneous receipts.....		333911-M	12/83	283.3	294.1	293.7	8.9	-0.1
Air and gas compressor manufacturing.....	333912		06/84	181.6	185.5	185.5	7.2	0.0
Primary products.....		333912-P	06/84	182.9	186.5	186.5	7.9	0.0
Air and gas compressors and vacuum pumps.....		333912-1	06/84	181.4	185.3	185.3	8.4	0.0
Parts & attach. for air gas compressors, ex. refrigeration, ice making, & a/c.....		333912-4	06/84	196.8	203.8	203.7	10.1	0.0
Industrial spraying equipment.....		333912-7	06/84	167.5	167.1	167.1	4.0	0.0
Secondary products and miscellaneous receipts.....		333912-SM						
Miscellaneous receipts.....		333912-M	11/86	148.5	155.3	155.3	6.3	0.0
Secondary products.....		333912-S	06/84	210.6	210.6	210.6	1.9	0.0
Measuring and dispensing pump manufacturing.....	333913		06/84	182.4	182.4	181.2	4.9	-0.7
Primary products.....		333913-P	06/84	179.3	179.3	177.9	4.1	-0.8
Measuring and dispensing pumps.....		333913-0	12/03	123.0	123.0	122.0	4.1	-0.8

See footnotes at end of table.

Table 5. Producer price indexes for the net output of selected industries and their products, not seasonally adjusted — Continued

Industry and product ¹	Industry code	Product code	Index base	Index			Percent change to Dec. 2008 from:	
				Aug. 2008 ²	Nov. 2008 ²	Dec. 2008 ²	Dec. 2007	Nov. 2008
Measuring and dispensing pump manufacturing - Continued								
Secondary products and miscellaneous receipts.....		333913-SM						
Material handling equipment manufacturing.....	33392		12/03	127.7	130.5	130.5	9.4	0.0
Elevator and moving stairway manufacturing.....	333921		06/81	151.3	153.1	151.9	5.8	-0.8
Primary products.....		333921-P	06/81	150.2	152.0	150.8	6.0	-0.8
Elevators and moving stairways.....		333921-1	06/81	144.1	145.9	144.4	5.7	-1.0
Parts and attachments for elevators and moving stairways (sold separately).....		333921-3	06/81	196.1	198.5	198.3	6.7	-0.1
Secondary products and miscellaneous receipts.....		333921-SM						
Miscellaneous receipts.....		333921-M	06/81	142.7	143.3	143.3	3.0	0.0
Conveyor and conveying equipment mfg.....	333922		06/84	183.9	188.7	188.2	10.6	-0.3
Primary products.....		333922-P	06/84	180.7	184.6	184.0	10.3	-0.3
Unit handling conveyors and conveying systems, except hoists and farm elevators.....		333922-1	06/84	163.8	164.1	164.0	6.0	-0.1
Gravity conveyors (skate wheel and roller).....		333922-111	06/84	157.9	157.9	157.9	9.3	0.0
Trolley conveyors (overhead systems).....		333922-112	06/84	172.5	172.5	172.5	3.2	0.0
Powered conveyors (belt and roller).....		333922-114	06/84	162.6	163.0	162.9	8.7	-0.1
All other unit handling conveyors & conveying syst., incl. pneum. tube conveyors.....		333922-119	12/95	135.4	135.4	135.4	0.9	0.0
Parts and accessories for unit handling conveyors & conveying systems, sold separately.....		333922-4	06/84	201.0	214.5	213.2	17.8	-0.6
Bulk material handling conveyors & conveying syst., exc. hoists & farm elevators.....		333922-8	06/84	180.3	186.4	184.8	10.1	-0.9
Conveyors and elevators.....		333922-811	06/84	179.1	184.9	183.2	10.2	-0.9
All other bulk handling conveyors and conveying syst. incl. loading, unloading.....		333922-814	06/01	133.1	139.3	139.3	8.1	0.0
Parts and accessories for bulk material handling conveyors and conveying systems.....		333922-9	06/84	263.2	274.2	274.4	22.9	0.1
Secondary products and miscellaneous receipts.....		333922-SM						
Miscellaneous receipts.....		333922-M	06/84	189.1	196.3	196.3	8.2	0.0
Secondary products.....		333922-S	06/84	223.7	240.1	-	-	-
Overhead cranes, hoists, and monorail systems.....	333923		12/03	130.9	132.4	132.9	3.6	0.4
Primary products.....		333923-P	12/03	131.4	133.4	133.9	3.8	0.4
Hoists.....		333923-1	12/84	198.4	199.7	204.3	7.0	2.3
Overhead traveling cranes and monorail systems.....		333923-3	12/84	189.8	193.3	193.9	10.9	0.3
Winches, aerial work platforms, and automotive wrecker hoists.....		333923-7	12/03	133.8	136.0	136.0	1.5	0.0
Secondary products and miscellaneous receipts.....		333923-SM						
Miscellaneous receipts.....		333923-M	12/03	119.7	119.7	119.7	4.3	0.0
Secondary products.....		333923-S	12/03	132.0	132.0	132.0	1.5	0.0
Industrial truck, trailer, and stacker mfg.....	333924		12/79	198.3	203.2	204.3	13.5	0.5
Primary products.....		333924-P	12/79	194.8	200.0	201.3	13.7	0.7
Industrial trucks, tractors, mobile straddle carriers & cranes, & automatic stacking machines.....		333924-2	12/79	175.0	178.6	180.4	5.7	1.0
Work trucks w/ lifting & handling equip, riding, electric, self-propelled.....		333924-201	06/02	118.9	122.7	124.3	9.3	1.3
Work trucks w/ lifting & handling equip, non-riding electric or any non-electric.....		333924-202	06/02	115.6	117.3	119.1	1.6	1.5
Work trucks, not fitted with lifting and handling equipment, elec. or non elec.....		333924-203	06/02	126.9	130.3	130.2	13.9	-0.1
Bulk powered material moving equipment.....		333924-204	06/02	126.7	128.5	128.2	6.4	-0.2
Secondary products and miscellaneous receipts.....		333924-SM						
Miscellaneous receipts.....		333924-M	12/86	166.7	168.4	167.1	15.4	-0.8
Secondary products.....		333924-S	12/79	277.3	277.3	-	-	-
All other general purpose machinery mfg.....	33399		12/03	120.0	120.6	120.8	6.4	0.2
Power-driven handtool manufacturing.....	333991		12/80	180.5	181.1	182.2	2.8	0.6
Primary products.....		333991-P	12/80	173.3	174.0	175.3	4.0	0.7
Power-driven handtools, pneumatic, hydraulic, and powder-actuated.....		333991-2	12/80	225.8	226.4	230.3	5.2	1.7
Power-driven handtools, electric (except battery powered), including parts.....		333991-9	12/04	102.8	-	103.1	4.6	-
Secondary products and miscellaneous receipts.....		333991-SM						
Miscellaneous receipts.....		333991-M	06/86	162.5	162.5	162.5	5.8	0.0
Welding and soldering equipment manufacturing.....	333992		12/84	223.8	223.9	223.6	9.3	-0.1
Primary products.....		333992-P	12/84	231.9	232.0	231.5	9.2	-0.2
Other welding equipment, components, and accessories (except arc, resistance, and gas).....		333992-A	06/90	127.2	127.6	126.4	1.5	-0.9
Arc welding machines, components, & accessories (except electrodes), excl. stud welding equip.....		333992-1	12/84	202.3	202.3	202.1	4.1	-0.1
Arc welding electrodes, metal.....		333992-3	12/84	344.8	345.0	345.0	21.9	0.0
Resistance welders, components, accessories, and electrodes.....		333992-7	12/84	206.8	206.3	206.3	10.2	0.0

See footnotes at end of table.

Table 5. Producer price indexes for the net output of selected industries and their products, not seasonally adjusted — Continued

Industry and product ¹	Industry code	Product code	Index base	Index			Percent change to Dec. 2008 from:	
				Aug. 2008 ²	Nov. 2008 ²	Dec. 2008 ²	Dec. 2007	Nov. 2008
Welding and soldering equipment manufacturing - Continued								
Gas welding and cutting equipment, parts, attachments, and accessories.....		333992-9	06/83	195.5	196.1	195.9	5.5	-0.1
Secondary products and miscellaneous receipts.....		333992-SM						
Secondary products.....		333992-S	12/84	178.9	179.2	179.2	7.8	0.0
Packaging machinery manufacturing.....								
Primary products.....	333993	333993-P	12/88	165.6	166.5	167.3	10.1	0.5
Packing, packaging and bottling machinery, excluding parts.....		333993-1	12/88	162.7	164.8	165.8	11.5	0.6
Parts for packing, packaging, and bottling machinery.....		333993-5	12/88	184.5	186.6	186.9	9.1	0.2
Secondary products and miscellaneous receipts.....		333993-SM						
Miscellaneous receipts.....		333993-M	12/88	149.2	142.0	142.0	4.2	0.0
Industrial process furnace and oven mfg.....								
Primary products.....	333994	333994-P	06/81	195.9	196.0	197.9	5.2	1.0
Industrial process furnaces and ovens, & industrial electrical heating equipment.....		333994-0	12/04	114.2	114.0	115.5	5.6	1.3
Secondary products and miscellaneous receipts.....		333994-SM						
Miscellaneous receipts.....		333994-M	12/86	126.7	128.4	125.8	2.4	-2.0
Secondary products.....		333994-S	06/81	200.6	202.3	202.3	2.1	0.0
Fluid power cylinder and actuator mfg.....								
Primary products.....	333995	333995-P	06/90	177.5	175.0	175.5	4.8	0.3
Non-aerospace hydraulic & all aerospace type fluid power cylinders & actuators, linear & rotar.....		333995-2	06/90	162.7	162.4	163.4	6.2	0.6
Nonaerospace type pneumatic fluid power cylinders & actuators, linear & rotary.....		333995-3	06/90	166.5	167.1	167.1	4.4	0.0
Parts for hydraulic & pneumatic fluid power cylinders & actuators, incl accumulators & cushion.....		333995-9	06/90	178.8	179.7	179.7	6.7	0.0
Secondary products and miscellaneous receipts.....		333995-SM						
Miscellaneous receipts.....		333995-M	06/07	126.0	87.2	87.2	-12.8	0.0
Secondary products.....		333995-S	06/90	174.1	176.6	175.8	3.8	-0.5
Fluid power pump and motor manufacturing.....								
Primary products.....	333996	333996-P	06/90	157.8	160.3	159.9	8.3	-0.2
Nonaerospace type reciprocating fluid power pumps.....		333996-1	12/97	162.1	164.0	163.5	8.3	-0.3
Nonaerospace type fluid power motors.....		333996-5	12/97	130.0	131.2	131.0	11.9	-0.2
Parts for fluid power pumps, motors, and hydrostatic transmissions.....		333996-9	12/97	145.1	147.8	147.0	6.1	-0.5
Secondary products and miscellaneous receipts.....		333996-SM						
Miscellaneous receipts.....		333996-M	06/99	132.7	133.9	133.7	6.7	-0.1
Secondary products.....		333996-S	06/90	123.7	130.6	130.6	10.0	0.0
Scale & balance, except laboratory, mfg.....	333997		12/80	137.5	138.3	138.2	4.3	-0.1
Primary products.....		333997-P	12/80	139.9	140.8	140.7	4.8	-0.1
Vehicle and industrial scales.....		333997-1	12/91	127.0	128.6	128.4	5.9	-0.2
Retail, commercial, household, and mailing scales.....		333997-2	12/91	115.9	115.9	115.9	1.0	0.0
Parts, attachments, and accessories for scales and balances.....		333997-5	12/91	119.5	119.5	119.5	9.4	0.0
Secondary products and miscellaneous receipts.....		333997-SM						
All other miscellaneous general purpose machinery mfg.....								
Primary products.....	333999	333999-P	12/84	189.4	191.5	191.7	5.4	0.1
All other miscellaneous machinery products, except electrical.....		333999-A	06/07	187.0	188.8	189.0	5.2	0.1
Filters and strainers, except fluid power.....		333999-1	12/88	108.7	111.2	111.2	11.2	0.0
Industrial filters and strainers and reusable media, except fluid power.....		333999-11	06/07	172.4	174.2	174.2	3.4	0.0
Nonreusable media for filters and strainers, except fluid power.....		333999-12	06/07	103.4	104.3	104.3	3.3	0.0
Parts and accessories for filters and strainers, except fluid power.....		333999-13	12/88	184.0	186.6	186.8	4.1	0.1
All other miscellaneous general industrial machinery.....		333999-7	06/07	205.6	205.6	205.6	2.7	0.0
Filters for hydraulic fluid power systems, nonaerospace, and all aerospace filters.....		333999-8	05/01	105.0	106.0	106.0	4.3	0.0
Secondary products and miscellaneous receipts.....		333999-SM						
Miscellaneous receipts.....		333999-M	12/84	109.0	109.7	109.5	4.7	-0.2
Secondary products.....		333999-S	12/84	240.9	249.1	249.1	8.1	0.0
Computer & electronic product mfg.....	334		12/03	173.8	175.2	175.8	6.2	0.3
Computer & peripheral equipment mfg.....	3341		12/06	92.7	92.8	92.7	0.1	-0.1
Computer & peripheral equipment mfg.....	33411		12/06	86.0	84.7	84.5	-5.8	-0.2
Electronic computer manufacturing.....	334111		12/04	86.0	84.7	84.5	-5.8	-0.2
Primary products.....		334111-P	12/04	60.2	58.3	58.1	-10.5	-0.3
Other computers (array, analog, hybrid, special purpose computers).....		334111-D	12/04	39.3	37.3	37.1	-16.8	-0.5

See footnotes at end of table.

Table 5. Producer price indexes for the net output of selected industries and their products, not seasonally adjusted — Continued

Industry and product ¹	Industry code	Product code	Index base	Index			Percent change to Dec. 2008 from:	
				Aug. 2008 ²	Nov. 2008 ²	Dec. 2008 ²	Dec. 2007	Nov. 2008
Electronic computer manufacturing - Continued								
Host computers, multiusers (mainframes, med. scale systems, UNIX and PC servers).....		334111-6	12/04	45.3	43.9	43.9	-9.5	0.0
Single user computers, microprocessor based, general purpose.....		334111-7	06/07	70.0	65.0	64.3	-22.4	-1.1
Portable computers, laptops, PDAs and other single user computers.....		334111-72	06/07	70.1	65.8	63.4	-26.6	-3.6
Personal computers and workstations (excluding portable computers).....		334111-73	06/07	69.9	64.7	64.7	-20.7	0.0
Secondary products and miscellaneous receipts.....		334111-SM						
Miscellaneous receipts.....		334111-M	12/98	63.4	-	63.4	-	-
Secondary products.....		334111-S	12/98	53.5	53.5	53.5	2.1	0.0
Computer storage device manufacturing.....	334112		12/04	85.4	85.3	84.0	-3.4	-1.5
Primary products.....		334112-P	12/04	60.9	60.8	58.8	-8.0	-3.3
Computer storage devices (except parts, attachments and accessories).....		334112-1	12/04	55.5	55.4	52.7	-11.7	-4.9
Parts, attachments and accessories for computer storage devices.....		334112-4	12/04	74.0	74.0	74.0	0.1	0.0
Secondary products and miscellaneous receipts.....		334112-SM						
Miscellaneous receipts.....		334112-M	12/92	38.5	38.5	38.5	0.0	0.0
Computer terminal manufacturing.....	334113		12/93	86.2	86.2	86.2	-0.3	0.0
Primary products.....		334113-P	12/93	81.0	81.0	81.0	-0.6	0.0
Computer terminals (except point-of-sale & funds-transfer devices, parts, attachments & acces.....		334113-1	12/93	82.0	82.0	82.0	-0.7	0.0
Secondary products and miscellaneous receipts.....		334113-SM						
Other computer peripheral equipment mfg.....	334119		12/93	73.9	73.9	74.1	-0.8	0.3
Primary products.....		334119-P	12/93	68.8	68.8	69.1	-1.1	0.4
POS terminals, funds-transfer devices and all other miscellaneous computer peripheral equipmen.....		334119-T	12/93	59.4	59.4	59.8	-1.0	0.7
Parts, attachments, subassemblies, & accessories for POS terminals & computer peripheral equip.....		334119-U	12/93	95.1	95.1	95.1	-1.1	0.0
Secondary products and miscellaneous receipts.....		334119-SM						
Miscellaneous receipts.....		334119-M	12/93	97.3	97.3	97.3	-0.1	0.0
Secondary products.....		334119-S	08/94	90.5	90.5	-	-	-
Communications equipment mfg.....	3342		12/85	97.3	97.3	97.3	1.6	0.0
Telephone apparatus mfg.....	33421		12/03	91.3	91.1	91.1	0.9	0.0
Telephone apparatus manufacturing.....	334210		12/85	91.7	91.6	91.6	0.9	0.0
Primary products.....		334210-P	12/85	91.2	91.1	91.0	0.9	-0.1
Telephone switching and switchboard equipment.....		334210-1	12/85	104.6	104.6	104.6	3.1	0.0
Telephone and telegraph apparatus, carrier line equipment & nonconsumer modems incl aux. sets.....		334210-4	12/00	94.6	93.6	-	-	-
Data comm. equipment & other telephone & telegraph apparatus, incl. telephone sets & fax.....		334210-7	12/00	64.6	64.7	64.6	0.8	-0.2
Secondary products and miscellaneous receipts.....		334210-SM						
Miscellaneous receipts.....		334210-M	12/85	122.5	122.5	122.5	-0.6	0.0
Secondary products.....		334210-S	12/85	55.7	55.7	55.7	3.1	0.0
Radio/TV broadcast & wireless comm equip mfg.....	33422		12/03	100.7	100.9	100.7	2.0	-0.2
Broadcast and wireless communications equip.....	334220		12/91	94.5	94.6	94.5	2.1	-0.1
Primary products.....		334220-P	12/91	93.0	93.2	93.0	2.1	-0.2
Communications systems and equipment, incl. microwave and space satellites (except broadcast).....		334220-1	12/85	98.4	98.6	98.4	2.2	-0.2
Broadcast, studio, and related electronic equipment.....		334220-2	12/85	109.1	109.3	109.4	1.1	0.1
Secondary products and miscellaneous receipts.....		334220-SM						
Miscellaneous receipts.....		334220-M	12/91	122.9	122.9	122.9	0.7	0.0
Secondary products.....		334220-S	12/91	87.2	87.9	87.9	2.4	0.0
Other communications equipment mfg.....	33429		12/03	103.7	104.0	104.1	1.4	0.1
Other communications equipment manufacturing.....	334290		12/91	111.2	111.6	111.6	1.4	0.0
Primary products.....		334290-P	12/91	116.0	116.4	116.5	1.6	0.1
Alarm systems, including electric sirens and horns.....		334290-1	12/85	116.2	116.3	116.3	1.1	0.0
Vehicular and pedestrian traffic control equipment, incl electric railway signals & attachments.....		334290-2	12/85	110.5	112.2	112.7	2.9	0.4
Intercommunications systems, incl inductive paging systems (selective paging), exc telephone.....		334290-3	12/85	179.8	179.8	179.8	3.1	0.0
Secondary products and miscellaneous receipts.....		334290-SM						
Secondary products.....		334290-S	12/91	122.8	122.8	122.8	-	0.0
Audio & video equipment mfg.....	3343		12/03	90.6	91.0	91.2	2.9	0.2
Audio and video equipment mfg.....	33431		12/03	90.6	91.0	91.2	2.9	0.2
Audio & video equipment manufacturing.....	334310		03/80	65.6	65.9	66.0	3.0	0.2
Primary products.....		334310-P	03/80	60.1	60.4	60.5	1.5	0.2

See footnotes at end of table.

Table 5. Producer price indexes for the net output of selected industries and their products, not seasonally adjusted — Continued

Industry and product ¹	Industry code	Product code	Index base	Index			Percent change to Dec. 2008 from:	
				Aug. 2008 ²	Nov. 2008 ²	Dec. 2008 ²	Dec. 2007	Nov. 2008
Audio & video equipment manufacturing - Continued								
Speakers, incl loudspeaker systems & loudspeakers sold separately, & commercial sound equipmen.		334310-4	03/80	137.7	140.3	141.1	5.1	0.6
Other consumer audio and video equipment, incl. audio & video recorders & players (camcorders).....		334310-5	03/80	131.6	131.6	131.6	0.0	0.0
Secondary products and miscellaneous receipts.....		334310-SM						
Miscellaneous receipts.		334310-M	12/86	84.2	—	—	—	—
Semiconductor & oth electronic component mfg.	3344		12/84	66.0	66.2	66.0	-1.3	-0.3
Semiconductor & oth electronic component mfg.	33441		12/84	66.0	66.2	66.0	-1.3	-0.3
Electron tube manufacturing.	334411		12/85	72.2	72.4	72.1	-2.4	-0.4
Primary products.		334411-P	12/85	64.7	65.0	64.7	-2.6	-0.5
Transmittal, industrial, and special-purpose electron tubes (except x-ray).		334411-3	12/85	161.8	162.9	160.9	-0.2	-1.2
Receiving-type electron tubes, including cathode ray (new and rebuilt).		334411-4	12/03	55.2	55.2	55.2	-5.3	0.0
Electron tube parts.		334411-7	06/96	123.1	126.9	126.1	12.3	-0.6
Secondary products and miscellaneous receipts.....		334411-SM						
Bare printed circuit board manufacturing.	334412		06/91	95.2	95.3	95.4	0.0	0.1
Primary products.		334412-P	06/91	94.2	94.2	94.4	0.0	0.2
Bare printed circuit boards.		334412-0	06/82	105.8	105.9	106.0	0.0	0.1
Secondary products and miscellaneous receipts.....		334412-SM						
Semiconductors and related device mfg.	334413		12/98	52.4	52.6	52.6	-2.4	0.0
Primary products.		334413-P	12/98	51.2	51.3	51.3	-3.4	0.0
Other semiconductor devices, including parts such as chips, wafers, and heat sinks.		334413-A	06/81	66.3	66.2	66.3	-6.8	0.2
Integrated microcircuits, incl semiconductor networks, microprocessors, & MOS memories.		334413-1	12/98	43.3	43.4	43.0	-2.7	-0.9
MOS microprocessors, monolithic, digital.		334413-12	06/07	72.3	70.5	68.8	-14.6	-2.4
All other integrated microcircuits.		334413-14	06/05	68.8	69.0	68.5	-1.6	-0.7
Transistors.		334413-4	06/81	57.5	—	—	—	—
Diodes and rectifiers.		334413-7	06/81	105.1	—	—	—	—
Secondary products and miscellaneous receipts.....		334413-SM						
Secondary products.		334413-S	06/81	96.6	96.6	—	—	—
Electronic capacitor manufacturing.	334414		06/81	118.2	118.6	118.6	2.2	0.0
Primary products.		334414-P	06/81	110.9	111.4	111.4	3.1	0.0
Capacitors for electronic circuitry.		334414-0	06/81	110.9	111.4	111.4	3.1	0.0
Secondary products and miscellaneous receipts.....		334414-SM						
Electronic resistor manufacturing.	334415		12/80	165.2	165.1	165.1	2.5	0.0
Primary products.		334415-P	12/80	216.3	216.2	216.2	2.4	0.0
Resistors for electronic circuitry.		334415-0	12/05	104.7	104.7	104.7	2.4	0.0
Secondary products and miscellaneous receipts.....		334415-SM						
Miscellaneous receipts.		334415-M	12/05	102.4	102.4	102.4	1.4	0.0
Secondary products.		334415-S	12/05	111.4	—	111.4	12.2	—
Electronic coils, transformers, and inductors mfg.	334416		06/82	166.1	166.4	166.5	2.6	0.1
Primary products.		334416-P	06/82	165.2	165.5	165.6	2.5	0.1
Electronic coils, transformers, and other inductors.		334416-0	06/00	115.5	115.8	115.8	2.6	0.0
Secondary products and miscellaneous receipts.....		334416-SM						
Miscellaneous receipts.		334416-M	06/00	157.1	157.1	157.7	2.6	0.4
Electronic connector manufacturing.	334417		12/80	176.6	178.8	179.5	2.0	0.4
Primary products.		334417-P	12/80	171.4	173.8	174.5	1.6	0.4
Printed circuit connectors for electronic circuitry.		334417-A	12/80	122.2	128.9	129.6	3.5	0.5
Other connectors for electronic circuitry, including parts. ...		334417-D	12/80	173.9	174.2	175.5	0.7	0.7
Coaxial (RF) connectors for electronic circuitry.		334417-1	12/80	254.1	254.1	254.1	0.1	0.0
Secondary products and miscellaneous receipts.....		334417-SM						
Printed circuit assembly manufacturing.	334418		12/03	86.7	86.9	86.2	-1.9	-0.8
Primary products.		334418-P	12/03	86.2	86.6	85.9	-1.9	-0.8
Printed circuit assemblies, loaded boards, modules and consumer external modems.		334418-9	06/06	92.7	93.2	92.4	-1.9	-0.9
Secondary products and miscellaneous receipts.....		334418-SM						
Miscellaneous receipts.		334418-M	12/03	98.1	98.1	98.1	0.0	0.0
Secondary products.		334418-S	12/03	87.5	85.5	85.5	-2.2	0.0
Other electronic component manufacturing.	334419		12/03	110.4	110.7	110.6	2.0	-0.1
Primary products.		334419-P	12/03	112.5	112.7	112.6	2.2	-0.1
All other miscellaneous electronic components.		334419-E	12/03	117.2	117.5	117.5	2.8	0.0
Crystals, filters, piezoelectric, and other related electronic devices (exc microwave filters).		334419-1	06/82	108.4	107.4	107.4	-1.1	0.0
All other miscellaneous transducers, including electrical-electronic input/output transducers.		334419-4	06/82	118.1	118.1	118.2	2.9	0.1

See footnotes at end of table.

Table 5. Producer price indexes for the net output of selected industries and their products, not seasonally adjusted — Continued

Industry and product ¹	Industry code	Product code	Index base	Index			Percent change to Dec. 2008 from:	
				Aug. 2008 ²	Nov. 2008 ²	Dec. 2008 ²	Dec. 2007	Nov. 2008
Other electronic component manufacturing - Continued								
Switches, mechanical, for electronic circuitry.....		334419-7	06/82	178.4	180.2	179.3	1.0	-0.5
Secondary and miscellaneous receipts.....		334419-SM						
Miscellaneous receipts.....		334419-M	12/03	102.6	104.2	103.9	2.3	-0.3
Secondary products.....		334419-S	12/03	91.1	91.1	91.1	0.1	0.0
Nav/measuring/medical/control instruments mfg.....	3345		12/03	106.7	107.0	107.1	1.9	0.1
Nav/measuring/medical/control instruments mfg.....	33451		12/03	106.7	107.0	107.1	1.9	0.1
Electromedical apparatus manufacturing.....								
Primary products.....	334510	334510-P	06/85	86.1	85.3	85.6	-1.0	0.4
Electromedical equipment, including diagnostic, therapeutic and patient monitoring equipment.....		334510-1	12/02	86.1	85.2	85.5	-1.6	0.4
Medical therapy equipment.....		334510-12	06/85	66.3	65.5	65.5	-1.2	0.0
Parts and accessories for electromedical equipment.....		334510-14	06/85	109.6	109.7	109.7	-0.8	0.0
Medical diagnostic equipment.....		334510-15	06/85	67.4	66.4	66.7	-2.1	0.5
Electronic hearing aids, complete units.....		334510-3	06/83	176.4	176.4	176.4	2.6	0.0
Secondary products and miscellaneous receipts.....		334510-SM						
Miscellaneous receipts.....		334510-M	12/90	132.2	132.5	132.7	1.3	0.2
Secondary products.....		334510-S	06/85	146.3	145.1	146.3	0.0	0.8
Search, detection & navigation instruments.....	334511		12/91	126.0	126.0	126.0	2.0	0.0
Primary products.....		334511-P	12/91	121.9	121.8	121.8	1.9	0.0
Aeronautical, nautical & navigational instruments, not sending or receiving radio signals.....		334511-1	12/85	201.6	201.3	201.6	1.4	0.1
Search, detection, navigation, and guidance systems and equipment.....		334511-3	12/91	118.7	118.6	118.6	2.0	0.0
Secondary products and miscellaneous receipts.....		334511-SM						
Secondary products.....		334511-S	12/91	152.4	152.4	152.4	4.2	0.0
Automatic environmental control manufacturing.....								
Primary products.....	334512	334512-P	12/79	213.5	213.7	213.6	0.7	0.0
Automatic environmental controls for monitoring residential, commercial, and appliance use.....		334512-0	12/03	108.8	108.8	108.7	0.2	-0.1
Secondary products and miscellaneous receipts.....		334512-SM						
Miscellaneous receipts.....		334512-M	12/04	107.4	108.3	108.3	2.6	0.0
Secondary products.....		334512-S	12/79	221.4	221.4	221.4	2.0	0.0
Industrial process variable instruments.....								
Primary products.....	334513	334513-P	06/83	187.0	189.2	189.2	3.7	0.0
Process control instruments.....		334513-0	12/03	115.6	117.2	117.2	4.2	0.0
Secondary products and miscellaneous receipts.....		334513-SM						
Miscellaneous receipts.....		334513-M	06/83	173.6	174.0	173.9	0.5	-0.1
Secondary products.....		334513-S	06/83	139.3	139.4	139.4	1.2	0.0
Totalizing fluid meters and counting devices.....								
Primary products.....	334514	334514-P	12/85	141.3	142.7	143.1	2.8	0.3
Integrating and totalizing meters for gas and liquids.....		334514-1	12/85	142.1	143.6	144.0	2.9	0.3
Counting devices, excluding motor vehicle instruments.....		334514-3	12/85	165.6	168.3	167.7	3.5	-0.4
Motor vehicle instruments.....		334514-5	12/85	152.0	160.5	160.5	7.0	0.0
Secondary products and miscellaneous receipts.....		334514-SM						
Secondary products.....		334514-S	12/85	98.6	98.6	99.3	1.8	0.7
Electricity and signal testing instruments.....								
Primary products.....	334515	334515-P	12/83	141.1	141.1	141.1	1.4	0.0
Test equipment for testing electrical, radio & communication circuits, & motors.....		334515-3	12/83	149.7	150.5	151.1	3.4	0.4
Electrical integrating instruments and other instruments to measure electricity.....		334515-9	06/06	146.2	147.3	147.8	3.6	0.3
Secondary products and miscellaneous receipts.....		334515-SM						
Miscellaneous receipts.....		334515-M	03/87	105.9	105.2	106.2	0.3	1.0
Secondary products.....		334515-S	12/83	188.1	183.6	187.6	4.0	2.2
Analytical laboratory instrument mfg.....								
Primary products.....	334516	334516-P	12/85	149.1	149.4	149.4	0.9	0.0
Analytical and scientific instruments, except optical.....		334516-0	12/85	136.1	138.1	138.0	3.0	-0.1
Secondary products and miscellaneous receipts.....		334516-SM						
Miscellaneous receipts.....		334516-M	12/85	137.8	139.7	139.6	2.9	-0.1
Secondary products.....		334516-S	12/85	137.8	139.7	139.6	2.9	-0.1
Irradiation apparatus manufacturing.....								
Primary products.....	334517	334517-P	06/90	115.5	116.9	116.9	2.5	0.0
Irradiation (ionizing radiation) equipment.....		334517-0	06/85	117.2	118.8	118.8	2.3	0.0
All other irradiation equipment, incl parts and accessories.....		334517-09	06/90	117.2	118.8	118.8	2.3	0.0
Secondary products and miscellaneous receipts.....		334517-SM						
Miscellaneous receipts.....		334517-M	06/90	117.1	118.7	118.7	2.3	0.0
Secondary products.....				113.8	113.8	-	-	-

See footnotes at end of table.

Table 5. Producer price indexes for the net output of selected industries and their products, not seasonally adjusted — Continued

Industry and product ¹	Industry code	Product code	Index base	Index			Percent change to Dec. 2008 from:	
				Aug. 2008 ²	Nov. 2008 ²	Dec. 2008 ²	Dec. 2007	Nov. 2008
Watch, clock, and part manufacturing.....	334518		12/03	110.0	111.6	111.0	4.3	-0.5
Primary products.....		334518-P	12/03	110.4	112.2	111.5	4.4	-0.6
Watches, watchcases, movements and modules (including watch parts).....		334518-2	12/89	110.0	110.0	110.0	0.0	0.0
Clocks, timing mechanisms, time recording & time stamp devices, time switches, (incl. parts).....		334518-4	12/03	112.0	114.1	113.3	5.1	-0.7
Secondary products and miscellaneous receipts.....		334518-SM						
Other measuring and controlling device mfg.....	334519		06/85	151.1	151.7	152.1	0.6	0.3
Primary products.....		334519-P	06/85	145.4	145.8	145.5	-0.5	-0.2
Aircraft engine instruments, except flight.....		334519-2	06/85	137.1	137.1	135.3	-0.8	-1.3
Physical properties testing & inspection equipment and kinematic testing & measuring equipment.....		334519-4	06/85	146.2	146.8	146.8	-2.2	0.0
Nuclear radiation detection and monitoring instruments.....		334519-5	06/85	149.0	150.7	150.7	2.7	0.0
Commercial, geophysical, meteorological, and general-purpose instruments and equipment.....		334519-7	06/85	156.8	156.8	156.9	0.6	0.1
Survey and drafting instruments and apparatus, including photogrammetric equipment.....		334519-9	12/91	112.5	112.5	112.5	0.0	0.0
Secondary products and miscellaneous receipts.....		334519-SM						
Miscellaneous receipts.....		334519-M	06/85	207.7	210.2	218.1	4.7	3.8
Secondary products.....		334519-S	06/85	146.1	146.1	146.1	4.1	0.0
Mfg & reproducing magnetic & optical media.....	3346		12/03	94.1	94.9	94.7	2.6	-0.2
Mfg & reproducing magnetic & optical media.....	33461		12/03	94.1	94.9	94.7	2.6	-0.2
Audio and video media reproduction.....	334612		12/03	96.0	96.1	95.9	2.1	-0.2
Primary products.....		334612-P	12/03	96.2	96.3	96.0	2.3	-0.3
Reproduction of recording media.....		334612-0	12/06	102.2	102.3	102.1	2.4	-0.2
Audio discs, records, and compact discs (CD), full-length.....		334612-01	12/03	97.1	97.1	96.3	-1.5	-0.8
Reproduction of video recording media.....		334612-03	12/03	96.5	96.6	96.6	4.9	0.0
All other reproduction of audio recording media, including audio tapes, cassette full-length.....		334612-06	12/03	92.5	92.5	92.5	0.0	0.0
Secondary products and miscellaneous receipts.....		334612-SM						
Miscellaneous receipts.....		334612-M	12/03	97.9	97.9	97.9	0.0	0.0
Magnetic and optical recording media mfg.....	334613		06/91	66.5	68.3	68.2	3.8	-0.1
Primary products.....		334613-P	06/91	69.3	71.1	71.1	4.4	0.0
Magnetic and optical recording media.....		334613-0	06/91	69.3	71.1	71.1	4.4	0.0
Magnetic & optical recording media, unrecorded disks and parts.....		334613-01	12/03	82.8	82.8	82.7	-4.5	-0.1
Magnetic & optical recording media, unrecorded tapes, incl. packaged and bulk.....		334613-04	06/91	74.5	77.2	77.2	7.8	0.0
Packaged magnetic tape for computer use.....		334613-041	12/03	104.0	104.0	104.0	2.0	0.0
Other magnetic tape incl. bulk & packaged for audio and video.....		334613-042	12/03	104.5	110.2	110.2	10.9	0.0
Secondary products and miscellaneous receipts.....		334613-SM						
Electrical equipment and appliance mfg.....	335		12/03	129.3	126.8	126.5	1.7	-0.2
Electric lighting equipment mfg.....	3351		12/03	111.2	112.1	112.1	2.2	0.0
Electric lamp bulb & part mfg.....	33511		12/03	100.5	99.9	98.8	-0.2	-1.1
Electric lamp bulb and part manufacturing.....	335110		12/83	110.5	109.9	108.7	-0.2	-1.1
Primary products.....		335110-P	12/83	109.1	108.8	107.7	-0.4	-1.0
Electric lamp bulbs and tubes (incl sealed beam lamp bulbs).....		335110-A	12/04	102.5	102.2	101.0	-0.9	-1.2
Electric lamp bulb & tube components (exc lamp bulb blanks).....		335110-B	12/85	124.1	124.1	124.1	3.1	0.0
Secondary products and miscellaneous receipts.....		335110-SM						
Lighting fixture mfg.....	33512		12/03	114.6	115.8	116.1	2.7	0.3
Residential electric lighting fixture mfg.....	335121		12/83	162.9	164.1	165.4	4.4	0.8
Primary products.....		335121-P	12/83	162.5	163.5	164.8	4.2	0.8
Residential-type electric lighting fixtures (except portable), including parts and accessories.....		335121-1	12/83	160.0	161.2	163.2	5.4	1.2
Residential-type portable lighting fixtures, including parts and accessories.....		335121-4	12/83	164.9	165.5	165.5	2.2	0.0
Secondary products and miscellaneous receipts.....		335121-SM						
Miscellaneous receipts.....		335121-M	03/99	112.7	112.7	-	-	-
Secondary products.....		335121-S	12/83	196.5	201.0	204.3	5.1	1.6
Nonresidential electric lighting fixture mfg.....	335122		06/81	176.6	178.7	178.8	3.1	0.1
Primary products.....		335122-P	06/81	175.1	177.2	177.2	3.0	0.0
Commercial and institutional-type electric lighting fixtures, including parts and accessories.....		335122-1	06/81	173.6	175.0	175.0	3.0	0.0
Industrial-type electric lighting fixtures, including parts and accessories.....		335122-4	06/81	173.9	177.9	177.9	2.7	0.0
Secondary products and miscellaneous receipts.....		335122-SM						

See footnotes at end of table.

Table 5. Producer price indexes for the net output of selected industries and their products, not seasonally adjusted — Continued

Industry and product ¹	Industry code	Product code	Index base	Index			Percent change to Dec. 2008 from:	
				Aug. 2008 ²	Nov. 2008 ²	Dec. 2008 ²	Dec. 2007	Nov. 2008
Nonresidential electric lighting fixture mfg - Continued								
Miscellaneous receipts.....		335122-M	08/81	111.6	115.7	115.7	4.3	0.0
Secondary products.....		335122-S	06/81	211.1	211.1	211.1	3.2	0.0
Other lighting equipment manufacturing.....	335129							
Primary products.....		335129-P	06/85	131.4	133.0	133.2	1.6	0.2
Outdoor lighting equipment (including parts and accessories).....		335129-1	06/85	128.8	131.1	131.1	2.0	0.0
All other miscellaneous electric and nonelectric lighting equipment, incl parts and accessories.....		335129-4	06/85	144.7	147.0	147.1	2.2	0.1
Secondary products and miscellaneous receipts.....		335129-SM						
Miscellaneous receipts.....		335129-M	05/89	105.7	107.7	107.7	1.9	0.0
Secondary products.....		335129-S	06/85	132.6	—	132.6	0.0	—
Household appliance mfg.....	3352		12/84	142.4	140.7	141.8	-0.5	0.8
Small electrical appliance mfg.....	33521		12/03	113.4	116.2	115.9	5.7	-0.3
Electric housewares and household fan mfg.....	335211		12/82	105.7	108.8	107.2	1.9	-1.5
Primary products.....		335211-P	12/82	122.8	125.0	123.2	0.1	-1.4
Electric fans, except industrial-type.....		335211-1	12/82	117.3	118.6	116.7	-1.2	-1.6
Small electric household appliances, except fans and wall and baseboard heating units.....		335211-4	12/82	121.4	—	—	—	—
Parts and attachments for small household electric appliances.....		335211-5	12/82	112.5	114.2	111.2	-1.6	-2.6
Secondary products and miscellaneous receipts.....		335211-SM						
Household vacuum cleaner manufacturing.....	335212		12/82	142.3	142.3	—	—	—
Primary products.....		335212-P	12/82	102.5	106.7	105.1	3.8	-1.5
Household vacuum cleaners, floor waxing and floor polishing machine incl. parts.....		335212-T	12/82	100.3	103.7	103.2	4.5	-0.5
Secondary products and miscellaneous receipts.....		335212-SM						
Miscellaneous receipts.....		335212-M	12/82	162.4	—	—	—	—
Secondary products.....		335212-S	12/82	107.3	—	114.6	6.8	—
Major appliance mfg.....	33522		12/03	111.8	114.4	114.4	6.8	0.0
Household cooking appliance manufacturing.....	335221		06/81	116.9	118.4	119.8	6.0	1.2
Primary products.....		335221-P	06/81	111.7	113.0	114.6	6.4	1.4
Electric (including microwave) household ranges, ovens, surface cooking units, and equipment.....		335221-1	06/81	99.2	99.2	99.2	1.5	0.0
Gas household ranges, ovens, surface cooking units, and equipment (incl. parts and accessories).....		335221-3	06/81	118.4	119.6	119.6	4.1	0.0
Other household ranges and cooking equipment.....		335221-5	06/81	143.3	147.9	154.4	16.2	4.4
Secondary products and miscellaneous receipts.....		335221-SM						
Miscellaneous receipts.....		335221-M	12/02	100.0	—	—	—	—
Secondary products.....		335221-S	06/81	158.4	161.7	161.7	3.5	0.0
Household refrigerator and home freezer mfg.....	335222		12/81	106.3	109.0	108.3	6.3	-0.6
Primary products.....		335222-P	12/81	100.3	103.0	102.3	6.1	-0.7
Household refrigerators, including combination refrigerator-freezers.....		335222-1	12/81	97.0	99.0	98.2	4.6	-0.8
Household food freezers, complete units.....		335222-2	04/82	134.8	146.5	146.8	21.4	0.2
Parts and attachments for household refrigerators and freezers.....		335222-3	11/99	97.6	99.0	100.0	9.6	1.0
Secondary products and miscellaneous receipts.....		335222-SM						
Household laundry equipment manufacturing.....	335224		12/79	128.1	128.1	128.1	1.7	0.0
Primary products.....		335224-P	12/79	127.5	127.5	127.5	1.7	0.0
Household laundry equipment and parts.....		335224-0	12/02	98.6	98.6	98.6	1.6	0.0
Other major household appliance mfg.....	335228		12/82	189.7	199.7	199.3	13.8	-0.2
Primary products.....		335228-P	12/82	177.3	187.0	186.6	14.0	-0.2
Household water heaters, electric, for permanent installation.....		335228-1	12/82	264.3	282.5	281.0	22.4	-0.5
Household water heaters, except electric.....		335228-3	12/82	282.4	302.2	301.3	21.6	-0.3
All other miscellaneous household appliances, and parts for all appliances.....		335228-5	12/82	103.6	106.9	—	—	—
Secondary products and miscellaneous receipts.....		335228-SM						
Miscellaneous receipts.....		335228-M	12/82	261.4	275.2	275.2	29.0	0.0
Secondary products.....		335228-S	12/82	169.3	174.7	174.7	10.0	0.0
Electrical equipment mfg.....	3353		12/03	129.2	128.7	128.5	5.0	-0.2
Electrical equipment mfg.....	33531		12/03	129.2	128.7	128.5	5.0	-0.2
Electric power and specialty transformer mfg.....	335311		06/81	238.2	224.6	219.2	3.9	-2.4
Primary products.....		335311-P	06/81	241.0	226.5	220.7	3.8	-2.6
Power regulators, boosters, and other transformers and parts for all transformers.....		335311-A	01/00	122.2	127.6	117.6	-2.4	-7.8
Power and distribution transformers, except parts.....		335311-1	12/99	194.3	177.6	172.2	4.9	-3.0

See footnotes at end of table.

Table 5. Producer price indexes for the net output of selected industries and their products, not seasonally adjusted — Continued

Industry and product ¹	Industry code	Product code	Index base	Index			Percent change to Dec. 2008 from:	
				Aug. 2008 ²	Nov. 2008 ²	Dec. 2008 ²	Dec. 2007	Nov. 2008
Electric power and specialty transformer mfg - Continued								
Fluorescent lamp ballast		335311-5	06/81	193.8	194.8	—	—	—
Commercial, institutional and industrial general-purpose transformers, all voltages.....		335311-6	06/81	341.9	284.3	279.5	-2.4	-1.7
Specialty transformers, except fluorescent lamp ballasts. . .		335311-8	06/81	99.7	101.1	102.8	10.9	1.7
Secondary products and miscellaneous receipts.....		335311-SM						
Miscellaneous receipts.....		335311-M	08/82	118.0	—	—	—	—
Motor and generator manufacturing.....								
Primary products.....	335312	335312-P	06/83	180.2	180.4	180.8	5.5	0.2
Parts, supplies for motors, generators, generator sets, and other rotating equipment.....		335312-C	12/87	170.7	170.7	170.7	9.1	0.0
Other motor and generator manufacturing.....		335312-F	06/06	109.0	108.0	108.1	3.3	0.1
Fractional horsepower motors (rated at less than 746 watts) (except hermetics).....		335312-1	06/83	161.6	161.5	162.3	5.3	0.5
Integral horsepower motors & generators other than for land transport equip (exc hermetics).....		335312-3	06/83	210.4	213.4	213.7	11.0	0.1
Secondary products and miscellaneous receipts.....		335312-SM						
Miscellaneous receipts.....		335312-M	12/86	175.4	176.5	176.5	3.2	0.0
Secondary products.....		335312-S	06/83	192.0	194.9	194.5	-2.8	-0.2
Switchgear and switchboard apparatus mfg.....								
Primary products.....	335313	335313-P	06/85	191.1	191.0	192.9	5.7	1.0
Switchgear, except ducts and relays.....		335313-A	06/85	192.7	192.6	194.9	5.5	1.2
Power circuit breakers, all voltages.....		335313-2	06/85	193.9	193.3	196.7	6.0	1.8
Low voltage panelboards, distribution boards and other switching and interrupting devices.....		335313-3	06/85	123.0	—	—	—	—
Molded case circuit breakers, 1000 volts or less.....		335313-7	06/85	181.1	185.8	184.9	2.5	-0.5
Ducts, including plug-in units and accessories, 1000 volts or less.....		335313-9	06/85	175.6	169.6	175.3	7.8	3.4
Secondary products and miscellaneous receipts.....		335313-SM	08/97	207.0	207.0	207.0	5.5	0.0
Relay and industrial control manufacturing.....								
Primary products.....	335314	335314-P	06/85	178.0	183.1	183.1	4.6	0.0
Relays for electronic circuitry, industrial control overload and switchgear type.....		335314-1	06/85	179.9	186.5	186.5	5.7	0.0
General-purpose industrial controls.....		335314-5	06/90	175.7	180.7	180.5	4.9	-0.1
Parts for industrial controls and motor-control accessories..		335314-7	06/85	196.7	205.7	205.7	7.0	0.0
Specific-purpose industrial controls.....		335314-8	06/90	163.3	169.5	169.5	6.8	0.0
Secondary products and miscellaneous receipts.....		335314-SM	06/85	146.2	149.9	149.9	3.8	0.0
Miscellaneous receipts.....		335314-M	06/85	227.8	227.8	227.8	1.1	0.0
Secondary products.....		335314-S	06/85	136.9	136.9	136.9	0.9	0.0
Other electrical equipment & component mfg.....								
Battery mfg.....	3359		12/03	146.2	137.4	136.9	-2.8	-0.4
Storage battery manufacturing.....								
Primary products.....	335911	335911-P	12/03	137.2	140.2	139.5	-0.6	-0.5
Storage batteries, lead acid type, BCI dimensional size group 8D or smaller.....		335911-1	12/84	178.6	182.7	181.3	-1.8	-0.8
Storage batteries, lead acid type, larger than BCI dimensional size group 8D.....		335911-4	12/84	179.1	183.5	182.0	-1.8	-0.8
Storage batteries (except lead acid), including parts for all storage batteries.....		335911-7	12/84	168.7	175.0	173.2	-2.5	-1.0
Secondary products and miscellaneous receipts.....		335911-SM	02/85	221.3	221.3	221.0	-0.9	-0.1
Miscellaneous receipts.....		335911-M	12/85	187.3	189.5	186.6	1.5	-1.5
Primary battery manufacturing.....	335912		12/92	150.4	—	—	—	—
Primary products.....		335912-P	12/80	188.4	192.0	192.0	1.6	0.0
Primary batteries.....		335912-0	12/80	192.6	196.4	196.4	1.6	0.0
Secondary products and miscellaneous receipts.....		335912-SM	06/03	115.1	117.3	117.3	1.6	0.0
Communication & energy wire & cable mfg.....								
Fiber optic cable manufacturing.....	335921		12/03	173.9	144.9	144.3	-12.5	-0.4
Primary products.....		335921-P	12/03	87.4	87.4	87.5	-4.6	0.1
Fiber optic cable.....		335921-0	12/03	86.2	86.2	86.3	-5.3	0.1
Secondary products and miscellaneous receipts.....		335921-SM	12/03	86.2	86.2	86.3	-5.3	0.1
Other communication and energy wire mfg.....								
Primary products.....	335929	335929-P	12/03	194.3	159.6	158.9	-13.1	-0.4
Electronic wire and cable, made of nonferrous metals (purchased wire).....		335929-A	12/03	200.6	164.0	163.4	-13.3	-0.4
Control and signal wire and cable, made of nonferrous metals (purchased wire).....		335929-C	12/82	221.3	210.8	205.1	-0.8	-2.7
Building wire and cable, made of nonferrous metals (purchased wire).....		335929-D	12/82	397.2	331.1	315.9	-14.9	-4.6
Other insulated wire & cable, including automotive, made of nonferrous metals (purchased wire).....		335929-E	12/82	376.2	275.8	287.2	-16.6	4.1
			12/82	266.2	209.3	194.7	-17.5	-7.0

See footnotes at end of table.

Table 5. Producer price indexes for the net output of selected industries and their products, not seasonally adjusted — Continued

Industry and product ¹	Industry code	Product code	Index base	Index			Percent change to Dec. 2008 from:	
				Aug. 2008 ²	Nov. 2008 ²	Dec. 2008 ²	Dec. 2007	Nov. 2008
Other communication and energy wire mfg - Continued								
Power wire and cable, made from nonferrous metals (purchased wire).....		335929-1	12/82	220.6	194.5	187.5	-22.2	-3.6
Secondary products and miscellaneous receipts.....		335929-SM						
Wiring device mfg.....	33593		12/03	143.5	143.7	143.1	5.3	-0.4
Current-carrying wiring device manufacturing.....	335931		12/81	179.2	180.5	180.5	2.8	0.0
Primary products.....		335931-P	12/81	170.0	169.9	169.8	2.2	-0.1
Current-carrying switches for electrical circuitry (including vehicular switches).....		335931-D	12/99	122.0	121.3	121.2	1.5	-0.1
Current-carrying wiring devices, nec.....		335931-G	06/06	104.5	104.2	104.2	2.7	0.0
Current-carrying wire connectors for electrical circuitry.....		335931-9	12/81	169.6	171.5	171.5	3.1	0.0
Secondary products and miscellaneous receipts.....		335931-SM						
Miscellaneous receipts.....		335931-M	12/93	163.9	160.7	—	—	—
Secondary products.....		335931-S	12/81	203.2	218.3	218.3	13.1	0.0
Noncurrent-carrying wiring device mfg.....	335932		12/81	310.6	308.5	305.4	8.6	-1.0
Primary products.....		335932-P	12/81	301.5	299.1	296.7	8.3	-0.8
Noncurrent-carrying pole and transmission line hardware.....		335932-1	12/81	265.1	288.5	—	—	—
Noncurrent-carrying electrical conduit and conduit fittings, incl. plastics conduit & fittings.....		335932-2	12/81	312.6	299.2	294.1	4.8	-1.7
Other noncurrent-carrying wiring devices and supplies (boxes, covers, bar hangers, etc.).....		335932-6	12/81	300.4	304.2	307.3	7.1	1.0
Stamped metal boxes, covers, and accessories.....		335932-636	12/04	120.7	120.7	120.7	4.1	0.0
All other noncurrent-carrying wiring devices and supplies.....		335932-649	12/04	124.0	126.6	128.7	9.1	1.7
Secondary products and miscellaneous receipts.....		335932-SM						
Miscellaneous receipts.....		335932-M	12/86	413.5	406.6	399.2	2.1	-1.8
Secondary products.....		335932-S	12/81	295.3	298.7	293.2	17.5	-1.8
All other electrical equipment & component mfg.....	33599		12/03	114.4	114.3	114.1	3.0	-0.2
Carbon and graphite product mfg.....	335991		06/85	153.4	153.9	153.1	9.8	-0.5
Primary products.....		335991-P	06/85	156.2	156.7	156.8	10.5	0.1
Carbon and graphite electrodes for electric furnaces and electrolytic cell use.....		335991-1	06/85	169.0	169.0	169.0	17.8	0.0
All other carbon and graphite products.....		335991-3	12/03	118.0	118.9	119.1	1.4	0.2
Secondary and miscellaneous receipts.....		335991-SM						
Miscellaneous receipts.....		335991-M	10/88	155.4	155.4	155.4	11.1	0.0
Secondary products.....		335991-S	06/85	101.9	—	75.7	-19.4	—
Miscellaneous electrical equipment mfg.....	335999		12/03	108.5	108.4	108.2	0.9	-0.2
Primary products.....		335999-P	12/03	107.7	107.6	107.4	0.2	-0.2
Rectifying apparatus.....		335999-3	12/85	128.3	128.5	129.1	1.4	0.5
All other power conversion and rectifying apparatus (except for electronic circuitry).....		335999-32	12/85	115.1	115.2	116.0	1.7	0.7
All miscellaneous electrical equipment except rectifying apparatus.....		335999-4	06/08	100.0	99.8	99.4	—	-0.4
Secondary products and miscellaneous receipts.....		335999-SM						
Miscellaneous receipts.....		335999-M	12/03	115.0	115.4	115.3	9.2	-0.1
Secondary products.....		335999-S	12/03	111.8	110.5	110.6	0.7	0.1
Transportation equipment manufacturing.....	336		12/03	106.5	109.4	109.5	3.3	0.1
Motor vehicle manufacturing.....	3361		12/03	95.4	100.4	100.5	2.8	0.1
Automobile and light truck manufacturing.....	33611		12/03	93.8	99.0	99.2	2.8	0.2
Automobile, light truck and utility vehicle manufacturing.....	336110		06/82	129.1	136.2	136.4	2.6	0.1
Primary products.....		336110-P	06/82	127.7	135.1	135.3	2.7	0.1
Passenger cars and chassis.....		336110-1	06/82	128.7	130.4	131.2	3.3	0.6
Trucks, truck tractors, & bus chassis 14,000 lb or less, incl. minivans & suvs.....		336110-2	06/82	137.0	149.0	148.9	2.3	-0.1
Secondary products and miscellaneous receipts.....		336110-SM						
Heavy duty truck manufacturing.....	336120		12/03	118.8	120.4	120.7	3.7	0.2
Primary products.....		336120-P	12/03	119.3	120.9	121.2	3.8	0.2
Trucks, truck tractors, and bus chassis (chassis of own manufacture) 33,001 lb or more.....		336120-2	06/87	166.1	169.6	169.6	3.4	0.0
Buses, including military and firefighting vehicles (chassis of own manufacture).....		336120-3	12/03	111.0	111.0	113.1	3.1	1.9
Secondary products and miscellaneous receipts.....		336120-SM						
Motor vehicle body and trailer manufacturing.....	3362		12/03	123.1	124.0	123.8	5.2	-0.2
Motor vehicle body and trailer manufacturing.....	33621		12/03	123.2	124.1	123.9	5.3	-0.2
Motor vehicle body manufacturing.....	336211		12/82	215.2	216.8	217.7	6.8	0.4
Primary products.....		336211-P	12/82	212.9	214.6	214.4	6.9	-0.1
Truck, bus, car, and other vehicle bodies, for sale separately.....		336211-1	12/82	219.2	219.6	219.2	6.4	-0.2

See footnotes at end of table.

Table 5. Producer price indexes for the net output of selected industries and their products, not seasonally adjusted — Continued

Industry and product ¹	Industry code	Product code	Index base	Index			Percent change to Dec. 2008 from:	
				Aug. 2008 ²	Nov. 2008 ²	Dec. 2008 ²	Dec. 2007	Nov. 2008
Motor vehicle body manufacturing - Continued								
Completed vehicles produced on purchased chassis.....		336211-3	12/82	208.4	211.4	211.4	7.4	0.0
Secondary products and miscellaneous receipts.....		336211-SM						
Miscellaneous receipts.....		336211-M	12/82	277.3	—	289.3	6.6	—
Secondary products.....		336211-S	12/82	176.8	176.8	176.8	3.6	0.0
Truck trailer manufacturing.....	336212		12/79	201.3	203.3	202.3	5.4	-0.5
Primary products.....		336212-P	12/79	199.8	199.9	198.9	4.2	-0.5
Truck trailers and chassis, with axle rating of 10,000 lbs or more.....		336212-1	12/79	196.6	196.5	195.5	3.8	-0.5
Truck trailers and chassis, with axle rating of less than 10,000 lbs.....		336212-3	11/84	219.5	222.3	222.3	11.4	0.0
Secondary products and miscellaneous receipts.....		336212-SM						
Secondary products.....		336212-S	12/79	233.6	234.1	234.1	13.5	0.0
Motor home manufacturing.....	336213		06/84	175.6	178.0	176.2	2.2	-1.0
Primary products.....		336213-P	06/84	175.7	178.4	176.3	1.9	-1.2
Motor homes built on purchased chassis.....		336213-0	06/06	104.7	106.3	105.1	1.8	-1.1
Secondary products and miscellaneous receipts.....		336213-SM						
Travel trailer and camper manufacturing.....	336214		12/03	121.7	121.7	122.0	6.3	0.2
Primary products.....		336214-P	12/03	121.2	121.1	121.5	6.4	0.3
Travel trailers.....		336214-1	06/84	163.4	163.1	163.9	5.6	0.5
Fifth wheel travel trailers less than 30ft in length.....		336214-14	06/90	139.6	139.7	140.4	8.2	0.5
Fifth wheel travel trailers 30ft or more in length.....		336214-15	06/90	153.3	151.6	153.8	4.3	1.5
Conventional travel trailers up to 24ft.....		336214-16	06/06	108.3	108.1	108.1	5.4	0.0
Conventional travel trailers 25ft to 29ft.....		336214-17	06/06	105.0	105.6	105.6	4.5	0.0
Conventional travel trailers 30ft or more.....		336214-18	06/06	108.2	108.5	108.5	6.7	0.0
Automobile and light truck trailers.....		336214-3	12/92	158.6	157.5	157.6	8.5	0.1
Camping trailers, campers, pick-up covers, and parts.....		336214-5	06/84	182.8	185.2	185.6	5.4	0.2
Other parts and components, excluding appliances and furnishings.....		336214-53	06/84	163.4	163.8	164.5	7.0	0.4
Folddown camping trailers.....		336214-54	06/06	104.7	—	—	—	—
Truck campers, caps, or box covers.....		336214-55	06/06	109.4	110.2	110.5	4.0	0.3
Secondary products and miscellaneous receipts.....		336214-SM						
Miscellaneous receipts.....		336214-M	04/85	185.8	189.8	190.4	7.4	0.3
Secondary products.....		336214-S	06/84	171.3	171.3	171.3	5.2	0.0
Motor vehicle parts manufacturing.....	3363		12/03	109.8	110.0	110.1	2.8	0.1
Motor vehicle gasoline engine and parts mfg.....	33631		12/03	117.6	117.5	115.1	2.1	-2.0
Carburetor, piston, piston, ring and valve mfg.....	336311		12/82	147.6	147.4	147.1	2.7	-0.2
Primary products.....		336311-P	12/82	160.1	159.9	159.5	2.7	-0.3
Carburetors, new and rebuilt (all types).....		336311-1	12/82	193.2	—	—	—	—
Pistons, piston rings, and piston pins (engine).....		336311-3	12/82	121.0	120.7	120.3	3.1	-0.3
Valves (engine intake and exhaust).....		336311-5	12/82	166.0	166.0	—	—	—
Secondary products and miscellaneous receipts.....		336311-SM						
Secondary products.....		336311-S	12/82	108.0	108.0	—	—	—
Gasoline engine and engine parts mfg.....	336312		12/03	118.5	118.4	115.9	2.1	-2.1
Primary products.....		336312-P	12/03	120.3	120.2	117.4	2.4	-2.3
Gasoline engines and engine parts for motor vehicles, new.....		336312-1	12/88	114.7	114.5	111.7	2.2	-2.4
Gasoline engines and engine parts for motor vehicles, rebuilt.....		336312-3	12/03	107.0	113.6	113.6	7.2	0.0
Secondary products and miscellaneous receipts.....		336312-SM						
Miscellaneous receipts.....		336312-M	12/03	101.4	101.4	—	—	—
Secondary products.....		336312-S	12/03	101.3	—	101.3	0.8	—
Motor vehicle electric equipment.....	33632		12/03	103.1	103.1	103.2	-0.1	0.1
Vehicular lighting equipment mfg.....	336321		12/83	129.0	128.6	130.5	2.0	1.5
Primary products.....		336321-P	12/83	113.7	113.3	115.3	2.3	1.8
Vehicular lighting equipment.....		336321-0	12/83	113.7	113.3	115.3	2.3	1.8
Secondary products and miscellaneous receipts.....		336321-SM						
Miscellaneous receipts.....		336321-M	12/83	109.0	—	—	—	—
Secondary products.....		336321-S	12/83	164.8	—	164.8	0.5	—
Other motor vehicle electrical equipment mfg.....	336322		12/03	103.1	103.1	103.0	-0.3	-0.1
Primary products.....		336322-P	12/03	99.7	99.8	99.7	0.4	-0.1
Parts for engine electrical and electronic equipment.....		336322-A	12/82	139.9	141.3	141.3	20.6	0.0
Motor vehicle electrical and electronic equipment.....		336322-D	12/03	100.8	101.4	101.3	1.4	-0.1
All other miscellaneous complete engine electrical equipment, including spark plugs.....		336322-U	12/82	111.7	111.0	111.0	-1.9	0.0
Ignition harness and cable sets.....		336322-1	12/82	132.5	134.4	133.7	1.5	-0.5
Battery charging alternators, generators, and regulators....		336322-3	12/82	127.4	127.3	127.3	2.4	0.0
Cranking motors (starters).....		336322-5	12/82	118.4	118.4	118.4	-2.3	0.0

See footnotes at end of table.

Table 5. Producer price indexes for the net output of selected industries and their products, not seasonally adjusted — Continued

Industry and product ¹	Industry code	Product code	Index base	Index			Percent change to Dec. 2008 from:	
				Aug. 2008 ²	Nov. 2008 ²	Dec. 2008 ²	Dec. 2007	Nov. 2008
Other motor vehicle electrical equipment mfg - Continued								
Secondary products and miscellaneous receipts.....		336322-SM						
Miscellaneous receipts.....		336322-M	12/03	129.5	129.5	129.5	-5.1	0.0
Secondary products.....		336322-S	12/03	96.2	95.6	95.6	1.2	0.0
Motor vehicle steering and suspension parts.....	33633		12/03	108.2	108.3	107.2	2.6	-1.0
Motor vehicle steering and suspension parts.....	336330		12/03	108.0	108.1	107.0	2.6	-1.0
Primary products.....		336330-P	12/03	106.6	106.7	105.4	2.8	-1.2
Motor vehicle steering and suspension components, new...		336330-1	12/99	106.4	106.5	105.2	2.8	-1.2
Secondary products and miscellaneous receipts.....		336330-SM						
Secondary product.....		336330-S	12/03	116.4	116.4	116.4	0.3	0.0
Motor vehicle brake system manufacturing.....	33634		12/03	105.0	107.3	106.9	5.2	-0.4
Motor vehicle brake system manufacturing.....	336340		12/03	105.0	107.2	106.8	5.1	-0.4
Primary products.....		336340-P	12/03	103.6	106.0	105.5	4.2	-0.5
Motor vehicle brake parts and assemblies, new.....		336340-1	12/88	109.5	112.1	111.4	4.1	-0.6
Motor vehicle brake parts and assemblies, rebuilt.....		336340-3	12/03	106.9	110.7	115.3	9.6	4.2
Secondary products and miscellaneous receipts.....		336340-SM						
Secondary products.....		336340-S	12/03	110.4	112.0	112.0	5.1	0.0
Motor vehicle power train components mfg.....	33635		12/03	108.9	109.2	112.8	4.4	3.3
Motor vehicle power train components mfg.....	336350		12/03	107.6	107.9	111.4	4.4	3.2
Primary products.....		336350-P	12/03	105.4	105.6	109.1	3.8	3.3
Motor vehicle drive train components, except wheels and brakes, new.....		336350-1	12/88	108.2	108.4	112.1	3.8	3.4
Motor vehicle drive train components, rebuilt.....		336350-3	12/03	106.9	-	-	-	-
Secondary products and miscellaneous receipts.....		336350-SM						
Secondary products.....		336350-S	12/03	120.9	121.3	125.0	15.3	3.1
Motor vehicle seating and interior trim mfg.....	33636		12/03	98.7	98.9	99.1	-0.9	0.2
Motor vehicle seating and interior trim mfg.....	336360		12/03	98.7	98.8	99.0	-1.0	0.2
Primary products.....		336360-P	12/03	98.6	98.7	98.9	-1.0	0.2
Automobile trimmings.....		336360-1	12/03	101.0	101.0	101.3	0.5	0.3
Seats for public conveyance and aircraft.....		336360-3	12/01	96.2	96.4	96.6	-1.7	0.2
Seats for public conveyance (except aircraft), incl. automobiles, trucks, buses.....		336360-301	12/03	96.6	96.7	96.9	-2.1	0.2
Seats for aircraft.....		336360-304	12/03	104.3	106.5	107.0	4.2	0.5
Secondary products and miscellaneous receipts.....		336360-SM						
Miscellaneous receipts.....		336360-M	12/03	106.1	106.1	106.1	0.8	0.0
Secondary products.....		336360-S	12/03	101.2	101.2	101.2	0.0	0.0
Motor vehicle metal stamping.....	33637		12/03	118.5	117.5	118.0	3.5	0.4
Motor vehicle metal stamping.....	336370		12/82	129.7	128.7	129.2	3.4	0.4
Primary products.....		336370-P	12/82	121.5	120.4	120.9	4.0	0.4
Original equipment automotive stampings.....		336370-1	12/82	118.1	116.8	117.4	4.2	0.5
Replacement part automotive stampings.....		336370-3	12/82	153.8	155.1	155.2	2.7	0.1
Secondary products and miscellaneous receipts.....		336370-SM						
Secondary products.....		336370-S	12/82	136.3	136.2	136.2	-0.8	0.0
Other motor vehicle parts manufacturing.....	33639		12/03	108.9	109.8	108.9	4.2	-0.8
Motor vehicle air conditioning manufacturing.....	336391		12/03	99.9	99.9	99.9	-0.6	0.0
Primary products.....		336391-P	12/03	100.2	100.2	100.2	-0.7	0.0
Automotive air conditioning compressors (open type, with or without motor).....		336391-B	12/03	100.6	-	100.6	-0.4	-
Motor vehicle mechanical air conditioning systems.....		336391-7	12/03	99.4	-	-	-	-
Secondary products and miscellaneous receipts.....		336391-SM						
Secondary products.....		336391-S	12/03	99.0	-	99.0	-0.6	-
All other motor vehicle parts manufacturing.....	336399		12/03	110.4	111.5	110.5	5.0	-0.9
Primary products.....		336399-P	12/03	110.1	111.3	110.2	4.9	-1.0
Filters for internal combustion engines and motor vehicles, new.....		336399-1	12/82	128.3	-	-	-	-
Exhaust system parts, new.....		336399-3	12/88	147.0	-	147.7	9.1	-
Motor vehicle wheels, new.....		336399-5	12/88	129.2	-	-	-	-
All other motor vehicle parts and accessories, new and rebuilt.....		336399-8	12/03	103.8	105.4	104.5	3.9	-0.9
Secondary products and miscellaneous receipts.....		336399-SM						
Miscellaneous receipts.....		336399-M	12/03	121.1	121.2	121.2	14.2	0.0
Secondary products.....		336399-S	12/03	107.1	106.1	106.0	3.2	-0.1
Aerospace product and parts manufacturing.....	3364		06/85	197.1	199.9	200.6	5.1	0.4
Aerospace product and parts manufacturing.....	33641		06/85	197.1	199.9	200.6	5.1	0.4
Aircraft manufacturing.....	336411		12/85	202.7	206.7	207.7	5.6	0.5

See footnotes at end of table.

Table 5. Producer price indexes for the net output of selected industries and their products, not seasonally adjusted — Continued

Industry and product ¹	Industry code	Product code	Index base	Index			Percent change to Dec. 2008 from:	
				Aug. 2008 ²	Nov. 2008 ²	Dec. 2008 ²	Dec. 2007	Nov. 2008
Aircraft manufacturing - Continued								
Primary products.....		336411-P	12/85	200.2	204.4	205.5	5.8	0.5
Civilian aircraft.....		336411-3	12/85	231.5	237.2	238.7	6.9	0.6
Modifications, conversions, and overhaul of previously accepted aircraft.....		336411-5	12/85	118.8	—	—	—	—
Secondary products and miscellaneous receipts.....		336411-SM						
Miscellaneous receipts.....		336411-M	01/86	237.6	237.6	237.6	-0.1	0.0
Secondary products.....		336411-S	12/85	195.4	—	195.4	7.5	—
Aircraft engine and engine parts mfg.....	336412		12/85	184.4	185.9	185.9	4.3	0.0
Primary products.....		336412-P	12/85	187.5	188.8	188.8	4.2	0.0
Military aircraft engines.....		336412-1	12/85	141.6	141.6	141.6	-1.0	0.0
Civilian aircraft engines.....		336412-3	12/85	210.3	215.6	214.6	5.7	-0.5
Aeronautical services on aircraft engines.....		336412-5	12/85	159.9	159.9	159.9	4.4	0.0
Aircraft engine parts and accessories.....		336412-7	12/85	198.2	197.8	198.3	3.9	0.3
Secondary products and miscellaneous receipts.....		336412-SM						
Miscellaneous receipts.....		336412-M	08/94	133.9	134.3	134.3	6.2	0.0
Secondary products.....		336412-S	12/85	173.2	173.5	175.0	4.0	0.9
Other aircraft parts and equipment.....	336413		06/85	167.3	166.9	167.0	3.3	0.1
Primary products.....		336413-P	06/85	165.2	165.0	165.0	3.6	0.0
Aircraft propellers and helicopter rotors.....		336413-1	12/91	152.4	152.4	152.4	1.5	0.0
Aircraft parts & auxiliary equipment, excluding hydraulic & pneumatic subassemblies and engines.....		336413-2	06/85	161.5	161.3	161.3	3.7	0.0
Aircraft mechanical power transmission equipment for civilian and military aircraft.....		336413-21	06/08	100.0	100.0	100.0	—	0.0
Aircraft landing gear for civilian and military aircraft.....		336413-22	06/08	106.7	106.7	106.7	—	0.0
Other aircraft subassemblies and parts for military aircraft.....		336413-23	06/08	99.6	99.6	99.6	—	0.0
Other aircraft subassemblies and parts for civilian aircraft.....		336413-24	06/08	100.1	99.8	99.8	—	0.0
Secondary products and miscellaneous receipts.....		336413-SM						
Secondary products.....		336413-S	06/85	196.4	196.4	196.4	2.6	0.0
Railroad rolling stock manufacturing.....	3365		06/84	170.4	171.4	170.1	1.7	-0.8
Railroad rolling stock manufacturing.....	33651		06/84	170.4	171.4	170.2	1.7	-0.7
Railroad rolling stock manufacturing.....	336510		06/84	170.1	171.3	170.0	1.7	-0.8
Primary products.....		336510-P	06/84	175.7	176.0	174.5	1.8	-0.9
Locomotives and locomotive parts.....		336510-1	06/84	154.4	155.4	153.2	0.5	-1.4
Passenger and freight train cars, new (excl. parts).....		336510-4	06/84	213.8	—	—	—	—
Street, subway, trolley, and rapid transit cars, all rebuilt cars, and all parts.....		336510-5	06/84	146.4	148.2	147.5	3.2	-0.5
Street, subway, trolley, and rapid transit cars, new and rebuilt.....		336510-53	12/01	102.4	—	—	—	—
Parts and accessories for railroad and street cars.....		336510-54	06/84	148.1	152.4	152.0	8.7	-0.3
Air brake and other brake equipment.....		336510-541	06/84	154.7	149.5	139.7	-3.7	-6.6
All other railroad and streetcar parts and accessories, incl. truck assemblies.....		336510-542	06/84	146.7	152.1	152.8	10.3	0.5
Secondary products and miscellaneous receipts.....		336510-SM						
Secondary products.....		336510-S	09/96	120.8	—	120.8	0.0	—
Ship and boat building.....	3366		12/84	194.8	196.3	196.4	3.0	0.1
Ship and boat building.....	33661		12/84	194.9	196.3	196.4	3.0	0.1
Ship building and repairing.....	336611		12/85	182.4	183.6	183.9	2.9	0.2
Primary products.....		336611-P	12/85	183.7	185.0	185.2	3.0	0.1
Ship repair, nonmilitary.....		336611-A	12/85	185.0	187.2	186.7	1.4	-0.3
Nonpropelled ships, new construction.....		336611-1	12/85	174.8	174.4	174.4	3.6	0.0
Military self-propelled ships, new construction.....		336611-2	12/85	178.4	178.5	179.7	2.9	0.7
Nonmilitary self-propelled ships, new construction.....		336611-7	12/85	241.4	—	249.7	7.3	—
Ship repair, military.....		336611-8	12/85	175.9	175.9	175.9	1.4	0.0
Secondary products and miscellaneous receipts.....		336611-SM						
Miscellaneous receipts.....		336611-M	05/89	127.2	127.2	127.2	0.0	0.0
Boat building.....	336612		12/81	230.1	232.1	232.0	3.2	0.0
Primary products.....		336612-P	12/81	228.6	230.4	230.3	3.2	0.0
Outboard motorboats, including commercial and military (exc. sailboats and lifeboats).....		336612-1	12/81	249.9	251.7	251.4	2.7	-0.1
Inboard motorboats, including commercial & military (exc. sailboats & lifeboats).....		336612-3	12/81	229.2	230.9	230.9	4.2	0.0
Inboard-outdrive boats, including commercial & military (exc. sailboats & lifeboats).....		336612-5	12/81	206.3	207.9	207.9	2.8	0.0
All other boats (excluding military and commercial).....		336612-8	12/81	195.5	197.9	197.9	1.4	0.0
Secondary products and miscellaneous receipts.....		336612-SM						
Miscellaneous receipts.....		336612-M	12/88	208.6	214.9	214.9	4.3	0.0

See footnotes at end of table.

Table 5. Producer price indexes for the net output of selected industries and their products, not seasonally adjusted — Continued

Industry and product ¹	Industry code	Product code	Index base	Index			Percent change to Dec. 2008 from:	
				Aug. 2008 ²	Nov. 2008 ²	Dec. 2008 ²	Dec. 2007	Nov. 2008
Other transportation equipment manufacturing.....	3369		12/03	105.8	106.5	106.6	-0.2	0.1
Other transportation equipment manufacturing.....	33699		12/03	105.8	106.5	106.6	-0.2	0.1
Motorcycle, bicycle, and parts manufacturing.....	336991		12/84	135.4	137.7	137.7	3.0	0.0
Primary products.....		336991-P	12/84	141.7	143.4	143.4	2.6	0.0
Bicycles and parts.....		336991-1	12/84	118.0	123.9	123.9	6.9	0.0
Bicycles, complete.....		336991-121	12/98	111.4	116.3	116.3	7.4	0.0
Parts for bicycles.....		336991-171	12/84	109.6	116.3	116.3	6.0	0.0
Motorcycles, including three-wheel motorbikes, motorscooters, mopeds, and parts.....		336991-3	12/84	165.4	165.4	165.4	1.4	0.0
Motorcycles, (excl. sidecars), mopeds, motorbikes and motorscooters, excl parts.....		336991-311	10/06	101.7	101.7	—	—	—
Parts, including sidecars, but excluding motorbike parts interchangeable with bike parts.....		336991-312	12/84	145.6	145.6	145.6	3.3	0.0
Secondary products and miscellaneous receipts.....		336991-SM						
Miscellaneous receipts.....		336991-M	12/84	118.9	122.1	122.1	2.7	0.0
Secondary products.....		336991-S	12/84	116.0	125.5	125.5	8.2	0.0
All other transportation equipment mfg.....	336999		12/03	106.3	106.3	106.4	-2.1	0.1
Primary products.....		336999-P	12/03	105.3	105.3	105.4	-2.6	0.1
All other miscellaneous transportation equipment, including all-terrain vehicles.....		336999-5	06/85	135.9	135.8	136.0	-3.4	0.1
Other miscellaneous transportation equipment and parts, incl. snowmobiles & personal watercraft.....		336999-56	06/08	100.6	100.6	101.1	—	0.5
Secondary products and miscellaneous receipts.....		336999-SM						
Furniture & related product mfg.....	337		12/84	173.5	175.6	175.2	5.3	-0.2
HH & institutional furniture & kitchen cabinet mfg.....	3371		12/84	167.5	169.3	169.9	5.1	0.4
Wood kitchen cabinet & countertop mfg.....	33711		12/03	111.4	111.8	111.8	2.9	0.0
Wood kitchen cabinet and countertop mfg.....	337110		06/84	188.1	188.8	188.8	2.9	0.0
Primary products.....		337110-P	12/03	110.9	111.4	111.4	2.6	0.0
Wood and plastics laminated wood kitchen cabinet tops.....		337110-B	12/03	97.0	97.1	97.1	0.1	0.0
Wood and plastics laminated wood bathroom vanity tops.....		337110-F	12/03	126.4	126.5	—	—	—
Wood custom kitchen cabinets, bathroom vanities, and related cabinet sold directly to customer.....		337110-H	03/04	105.5	105.9	105.9	3.3	0.0
Wood stock line kitchen cabinets and related cabinetwork, permanent installation.....		337110-1	06/84	187.0	188.4	188.4	2.5	0.0
Other wood custom kitchen cabinets and cabinetwork, except sold directly to customers.....		337110-4	06/84	195.8	196.2	196.2	1.9	0.0
Bathroom vanities and related cabinetwork, permanent install, except sold directly to customer.....		337110-7	06/84	191.1	191.6	191.6	3.1	0.0
Secondary products and miscellaneous receipts.....		337110-SM						
Miscellaneous receipts.....		337110-M	12/03	126.1	126.1	126.1	12.7	0.0
Secondary products.....		337110-S	12/03	110.8	110.8	110.8	3.2	0.0
Household & institutional furniture mfg.....	33712		12/03	114.9	116.5	117.1	6.1	0.5
Upholstered household furniture manufacturing.....	337121		06/82	169.8	172.0	172.2	4.6	0.1
Primary products.....		337121-P	06/82	173.3	175.7	175.8	4.8	0.1
Upholstered wood household furniture, excl. stock line dual-purpose sleep furniture.....		337121-1	06/82	171.5	173.7	173.8	4.7	0.1
Uphols. wood household sofas, davenports, settees, and loveseats, except custom.....		337121-11	06/82	170.7	173.0	173.3	3.8	0.2
Uphols. wood household sectional sofa pieces, incl. pieces seating one person.....		337121-12	12/87	146.4	148.3	148.5	6.6	0.1
Upholstered wood household rockers, incl swivel rockers except custom.....		337121-13	06/82	141.0	143.1	144.2	6.1	0.8
Upholstered wood household reclining chairs, except custom.....		337121-14	06/82	154.3	155.3	156.0	4.4	0.5
Other upholstered wood household furniture, including custom sold at retail.....		337121-15	06/05	116.0	117.8	117.2	6.2	-0.5
Dual-purpose sleep furniture incl. futon, conv. sofa, jackknife & chair beds, except custom.....		337121-4	06/89	176.1	181.2	182.2	7.3	0.6
Secondary products and miscellaneous receipts.....		337121-SM						
Miscellaneous receipts.....		337121-M	06/05	101.7	101.7	101.7	1.2	0.0
Secondary products.....		337121-S	06/82	125.4	—	—	—	—
Nonupholstered wood household furniture mfg.....	337122		12/79	239.7	242.6	245.0	6.2	1.0
Primary products.....		337122-P	12/79	247.0	250.1	252.9	6.0	1.1
Infants' and children's wood furniture, except custom.....		337122-A	12/04	107.1	108.1	111.1	7.7	2.8
Wood outdoor furniture, unpainted, and ready-to-assemble wood furniture, except custom.....		337122-E	12/79	198.3	199.9	198.3	4.8	-0.8
Wood household den, family room, library, and living room furniture, except custom.....		337122-1	12/79	244.2	245.5	249.4	6.2	1.6
Wood dining room and kitchen furniture, excl. cabinets, except custom.....		337122-4	12/79	267.1	268.7	272.6	3.6	1.5
Wood bedroom furniture, except custom.....		337122-8	12/79	247.5	254.2	258.0	7.9	1.5
Secondary products and miscellaneous receipts.....		337122-SM						

See footnotes at end of table.

Table 5. Producer price indexes for the net output of selected industries and their products, not seasonally adjusted — Continued

Industry and product ¹	Industry code	Product code	Index base	Index			Percent change to Dec. 2008 from:	
				Aug. 2008 ²	Nov. 2008 ²	Dec. 2008 ²	Dec. 2007	Nov. 2008
Nonupholstered wood household furniture mfg - Continued								
Secondary products.....		337122-S	12/79	210.9	212.7	212.6	7.2	0.0
Metal household furniture manufacturing.....	337124		06/84	157.0	163.3	163.6	8.1	0.2
Primary products.....		337124-P	06/84	155.9	162.3	162.7	8.4	0.2
Metal dining room, and kitchen furniture, incl. padded and plain chairs and stools.....		337124-1	06/84	154.0	157.2	159.1	1.1	1.2
Metal outdoor and casual furniture, incl beach, lawn, garden and porch.....		337124-5	06/84	189.3	203.5	203.6	9.9	0.0
Tubular aluminum benches, chairs, chaise lounges, rockers and settees nonupholstered household.....		337124-51	06/07	109.2	121.5	121.5	14.6	0.0
Other metal outdoor and casual furniture, incl. beach lawn, garden, and porch furniture.....		337124-52	06/07	104.4	110.8	110.8	8.2	0.0
Other nonupholstered metal household furniture.....		337124-8	06/84	130.4	130.7	130.8	9.2	0.1
Household metal army cots, folding cots, other metal beds, and metal bed frames.....		337124-81	06/84	157.4	157.8	157.4	13.3	-0.3
Other nonupholstered metal household furniture.....		337124-82	06/84	119.7	119.8	120.7	3.6	0.8
Secondary products and miscellaneous receipts.....		337124-SM						
Miscellaneous receipts.....		337124-M	06/07	102.6	102.6	102.6	2.6	0.0
Secondary products.....		337124-S	06/84	178.4	193.5	193.5	12.8	0.0
Household furniture, exc. wood or metal, mfg.....	337125		12/85	138.6	138.1	138.1	8.7	0.0
Primary products.....		337125-P	12/85	139.7	139.0	139.0	10.2	0.0
Nonupholstered household furniture (except wood and metal).....		337125-0	12/85	139.7	139.0	139.0	10.2	0.0
Plastics cabinets, incl. audio and television, exc. housing cabinets.....		337125-01	06/91	123.1	123.0	-	-	-
Nonupholstered reed, rattan, willow, wicker and other similar household furniture.....		337125-06	12/02	128.7	127.9	127.9	10.7	0.0
Secondary products and miscellaneous receipts.....		337125-SM						
Institutional furniture manufacturing.....	337127		12/03	121.3	122.6	123.2	8.3	0.5
Primary products.....		337127-P	12/03	120.4	121.9	122.1	7.0	0.2
School furniture, except stone and concrete, excl. library furniture.....		337127-1	12/84	182.7	188.8	189.8	6.2	0.5
School single-pupil units and nonfolding chairs, excl. library, except stone and concrete.....		337127-11	12/03	116.4	120.4	115.4	-0.2	-4.2
Other school furniture (except stone, concrete & library) designed specifically for school use.....		337127-12	12/03	116.6	120.4	124.1	9.6	3.1
Public building and related furniture, excl. bar, bowling, cafeteria, restaurant and school.....		337127-4	12/84	183.9	185.1	185.1	11.1	0.0
Bar, bowling center, cafeteria, and restaurant furniture.....		337127-8	12/03	114.3	115.6	115.7	2.7	0.1
Secondary products and miscellaneous receipts.....		337127-SM						
Miscellaneous receipts.....		337127-M	12/03	122.1	122.6	126.4	15.8	3.1
Secondary products.....		337127-S	12/03	129.5	129.8	129.7	13.1	-0.1
Office furniture (including fixtures) mfg.....	3372		12/03	123.0	125.4	123.6	5.5	-1.4
Office furniture (including fixtures) mfg.....	33721		12/03	123.0	125.4	123.6	5.5	-1.4
Wood office furniture manufacturing.....	337211		06/85	175.1	176.8	176.7	2.3	-0.1
Primary products.....		337211-P	06/85	176.1	177.6	177.7	2.0	0.1
Wood office furniture panel systems, desking systems, and other wood office furniture.....		337211-A	06/98	121.0	121.1	121.1	3.2	0.0
Wood office seating, including upholstered.....		337211-1	06/98	124.3	125.5	125.5	2.4	0.0
Wood office desks and desk extensions.....		337211-4	06/85	190.6	192.7	193.3	2.1	0.3
Wood office files, storage units, and tables.....		337211-7	06/98	124.7	126.5	126.2	0.2	-0.2
Wood office credenzas.....		337211-71	06/08	100.2	-	100.2	-	-
Wood office bookcases and other storage units, excluding credenzas and files.....		337211-72	06/08	100.4	-	-	-	-
Wood office files and tables, including wood equipment support tables.....		337211-73	06/08	100.1	101.7	101.3	-	-0.4
Secondary products and miscellaneous receipts.....		337211-SM						
Secondary products.....		337211-S	06/85	148.0	151.4	149.4	3.0	-1.3
Custom architectural woodwork and millwork.....	337212		12/03	120.1	119.4	120.7	3.0	1.1
Primary products.....		337212-P	12/03	119.4	120.0	119.9	2.9	-0.1
Custom architectural woodwork, millwork, and fixtures.....		337212-0	12/03	119.4	120.0	119.9	2.9	-0.1
Secondary products and miscellaneous receipts.....		337212-SM						
Miscellaneous receipts.....		337212-M	12/03	128.2	-	130.8	2.0	-
Secondary products.....		337212-S	12/03	122.7	122.7	122.7	6.5	0.0
Office furniture, except wood, manufacturing.....	337214		12/79	242.3	256.2	243.7	5.5	-4.9
Primary products.....		337214-P	12/79	243.2	259.1	245.6	6.0	-5.2
Nonwood office furniture panel systems, desking systems, and other nonwood office furniture.....		337214-A	12/79	254.6	255.0	259.5	7.7	1.8
Nonwood office seating, including upholstered seating.....		337214-1	12/79	231.0	231.1	225.4	0.5	-2.5
Nonwood office desks and extensions.....		337214-4	12/79	232.3	-	-	-	-
Nonwood office files, storage units, and tables.....		337214-7	06/95	133.9	159.1	137.6	8.6	-13.5

See footnotes at end of table.

Table 5. Producer price indexes for the net output of selected industries and their products, not seasonally adjusted — Continued

Industry and product ¹	Industry code	Product code	Index base	Index			Percent change to Dec. 2008 from:	
				Aug. 2008 ²	Nov. 2008 ²	Dec. 2008 ²	Dec. 2007	Nov. 2008
Office furniture, except wood, manufacturing - Continued								
Secondary products and miscellaneous receipts.....		337214-SM						
Miscellaneous receipts.....		337214-M	12/04	110.5	111.1	102.9	-3.2	-7.4
Showcases, partitions, shelving, and lockers.....	337215		12/03	129.0	128.8	129.2	7.3	0.3
Primary products.....		337215-P	12/03	116.0	115.8	116.6	8.2	0.7
Nonwood shelving and lockers.....		337215-A	12/83	189.1	189.6	189.4	14.3	-0.1
Nonwood commercial shelving.....		337215-A1	06/06	119.0	117.3	116.6	16.1	-0.6
Nonwood bookstacks and other nonwood shelving.....		337215-A2	06/06	111.0	114.3	115.1	11.5	0.7
Nonwood storage racks and accessories.....		337215-E	12/83	173.4	175.9	170.0	16.9	-3.4
Nonwood bank, office, store, and related fixtures.....		337215-G	12/83	167.4	164.8	173.2	12.4	5.1
Hardwood and softwood furniture dimension fully machined or ready for assembly.....		337215-L	12/06	92.6	91.9	91.9	-3.5	0.0
Wood lockers, partitions, and shelving (except custom).....		337215-1	12/83	156.9	-	-	-	-
Wood bank, office, store, and related fixtures (except custom).....		337215-5	12/83	183.0	183.0	183.0	0.3	0.0
Secondary products and miscellaneous receipts.....		337215-SM						
Miscellaneous receipts.....		337215-M	12/03	362.5	361.8	359.7	5.7	-0.6
Secondary products.....		337215-S	12/03	105.6	105.4	105.0	3.3	-0.4
Other furniture related product mfg.....	3379		12/03	120.9	121.0	121.5	5.9	0.4
Mattress mfg.....	33791		12/03	127.5	128.0	128.5	8.9	0.4
Mattress manufacturing.....	337910		06/83	178.7	179.3	180.0	8.9	0.4
Primary products.....		337910-P	06/83	178.4	179.0	179.8	8.6	0.4
Sleep system ensembles and mattresses, excl. conventional waterbeds.....		337910-A	05/96	181.1	179.9	181.7	18.7	1.0
Mattress and foundation sets.....		337910-E	12/03	112.8	113.7	114.3	7.3	0.5
Innerspring mattresses, excl. crib-size.....		337910-1	01/04	133.0	133.3	134.2	10.6	0.7
Other mattresses, incl. crib mattresses and mattress inserts.....		337910-4	06/83	186.9	187.7	186.8	4.1	-0.5
Foundations, excl. innerspring, hybrid-type flotation, ensembles, and adjustable units.....		337910-7	12/03	124.1	124.3	124.6	6.2	0.2
Secondary products and miscellaneous receipts.....		337910-SM						
Miscellaneous receipts.....		337910-M	12/03	153.5	153.5	153.2	21.5	-0.2
Blind & shade mfg.....	33792		12/03	110.4	109.9	110.5	0.8	0.5
Blind and shade manufacturing.....	337920		06/84	167.6	166.9	167.8	0.8	0.5
Primary products.....		337920-P	06/84	166.5	165.4	166.7	0.7	0.8
Window shades and window shade accessories and rollers.....		337920-2	06/84	183.7	179.0	183.9	3.7	2.7
Venetian blinds, including components and parts.....		337920-4	06/84	145.1	145.0	145.3	-0.8	0.2
Other blinds and shades, incl. curtain and drapery fixtures, poles and rods.....		337920-8	06/84	152.2	152.2	-	-	-
Secondary products and miscellaneous receipts.....		337920-SM						
Miscellaneous receipts.....		337920-M	06/84	189.8	189.6	189.6	2.4	0.0
Miscellaneous mfg.....	339		12/03	110.5	110.7	110.7	2.8	0.0
Medical equipment & supplies mfg.....	3391		12/03	107.7	107.5	107.9	2.4	0.4
Medical equipment & supplies mfg.....	33911		12/03	107.7	107.5	107.9	2.4	0.4
Laboratory apparatus and furniture mfg.....	339111		12/91	166.3	168.3	168.3	5.6	0.0
Primary products.....		339111-P	12/91	158.9	161.2	161.2	5.3	0.0
Laboratory apparatus and furniture.....		339111-8	12/91	158.9	161.2	161.2	5.3	0.0
Laboratory apparatus.....		339111-81	12/85	193.1	195.5	195.5	5.1	0.0
Laboratory furniture.....		339111-82	12/85	173.5	178.3	178.3	6.4	0.0
Secondary products and miscellaneous receipts.....		339111-SM						
Miscellaneous receipts.....		339111-M	12/91	192.9	192.9	192.9	6.9	0.0
Surgical and medical instrument manufacturing.....	339112		06/82	136.4	136.1	136.3	1.6	0.1
Primary products.....		339112-P	06/82	136.7	136.5	136.8	1.3	0.2
Surgical and medical instruments.....		339112-0	06/82	131.0	130.8	131.1	1.3	0.2
Medical and surgical catheters.....		339112-05	06/82	127.3	128.2	128.4	0.7	0.2
All other surgical and medical instruments and apparatus, incl. parts.....		339112-08	06/05	101.4	101.1	101.3	1.4	0.2
Secondary products and miscellaneous receipts.....		339112-SM						
Miscellaneous receipts.....		339112-M	01/83	171.2	169.7	169.5	8.3	-0.1
Secondary products.....		339112-S	10/82	114.0	114.1	114.0	0.2	-0.1
Surgical appliance and supplies manufacturing.....	339113		06/83	191.6	191.1	192.0	2.4	0.5
Primary products.....		339113-P	06/83	195.9	195.2	196.0	2.2	0.4
Medical and surgical appliances and supplies, incl. orthopedic, prosthetic, and therapeutic.....		339113-2	06/83	193.7	192.9	193.6	2.0	0.4
Artificial joints and limbs.....		339113-21	06/83	310.2	311.4	312.3	1.4	0.3
Other orthopedic and prosthetic appliances.....		339113-22	12/03	100.7	100.7	100.7	-0.1	0.0
Surgical dressings.....		339113-23	06/83	114.7	114.7	119.4	5.6	4.1

See footnotes at end of table.

Table 5. Producer price indexes for the net output of selected industries and their products, not seasonally adjusted — Continued

Industry and product ¹	Industry code	Product code	Index base	Index			Percent change to Dec. 2008 from:	
				Aug. 2008 ²	Nov. 2008 ²	Dec. 2008 ²	Dec. 2007	Nov. 2008
Surgical appliance and supplies manufacturing - Continued								
All other surgical and medical items.....		339113-27	12/03	109.4	108.2	108.2	2.4	0.0
Personal industrial and nonindustrial safety equipment and clothing.....		339113-6	06/83	206.9	207.3	208.9	3.3	0.8
Secondary products and miscellaneous receipts.....		339113-SM						
Miscellaneous receipts.....		339113-M	07/88	184.6	184.9	186.4	6.5	0.8
Secondary products.....		339113-S	06/83	154.3	156.1	156.1	1.2	0.0
Dental equipment and supplies manufacturing.....								
Primary products.....	339114	339114-P	06/85	250.4	247.5	246.0	1.4	-0.6
Dental professional equipment and supplies.....		339114-1	06/97	131.8	131.6	131.9	-0.1	0.2
Professional dental equipment.....		339114-11	06/85	209.0	209.3	209.3	2.9	0.0
Professional dental supplies.....		339114-12	06/85	193.9	193.3	193.9	-1.9	0.3
Dental laboratory equipment and supplies.....		339114-3	06/85	242.8	233.3	227.8	1.8	-2.4
Secondary products and miscellaneous receipts.....		339114-SM						
Miscellaneous receipts.....		339114-M	06/85	204.8	205.8	205.8	6.5	0.0
Ophthalmic goods manufacturing.....								
Primary products.....	339115	339115-P	12/83	134.7	134.9	137.5	3.9	1.9
Other ophthalmic goods and prescription ground eyeglass lenses.....		339115-B	12/83	129.0	129.3	129.5	1.3	0.2
Ophthalmic fronts and temples.....		339115-1	12/83	166.6	170.4	170.4	2.3	0.0
Ophthalmic glass focal lenses.....		339115-2	12/83	127.4	127.0	126.9	0.4	-0.1
Ophthalmic plastic focal lenses.....		339115-6	12/83	107.8	108.2	108.2	-0.4	0.0
Contact lenses.....		339115-7	12/83	108.3	108.3	111.7	5.4	3.1
Secondary products and miscellaneous receipts.....		339115-SM						
Miscellaneous receipts.....		339115-M	01/84	175.7	175.8	183.3	10.8	4.3
Secondary products.....		339115-S	12/83	113.1	113.6	113.6	0.4	0.0
Other miscellaneous mfg.....	3399		12/85	152.3	152.9	152.6	3.2	-0.2
Jewelry & silverware mfg.....	33991		12/85	161.8	158.6	159.5	2.6	0.6
Jewelry, except costume, manufacturing.....	339911		12/85	157.9	155.1	155.3	2.8	0.1
Primary products.....		339911-P	12/85	158.3	155.0	155.1	2.6	0.1
Jewelry made of gold and platinum, excluding gold and platinum clad or plated to silver.....		339911-1	12/85	164.8	160.8	160.9	2.4	0.1
Rings, complete.....		339911-111	12/85	154.2	150.9	151.3	3.6	0.3
Complete wedding rings made of gold and platinum, excluding gold and platinum clad.....		339911-11112	12/85	123.2	120.2	120.1	-3.6	-0.1
Other complete rings made of gold and platinum, excluding gold and platinum clad.....		339911-11114	12/85	164.5	161.3	162.0	9.0	0.4
Women's and children's jewelry made of gold and platinum, excluding rings, ring mountings.....		339911-14	12/85	163.7	161.9	161.3	1.3	-0.4
Ring mountings made of gold and platinum (sold separately), excl. gold and platinum clad.....		339911-18	12/85	210.7	196.4	197.8	-4.2	0.7
Jewelry made of silver (including jewelry made of gold and platinum clad or plated to silver).....		339911-3	12/91	118.5	115.8	116.0	6.8	0.2
Other jewelry, except costume.....		339911-5	12/91	113.4	-	-	-	-
Secondary products and miscellaneous receipts.....		339911-SM						
Secondary products.....		339911-S	12/85	167.1	-	168.9	7.2	-
Silverware and hollowware manufacturing.....								
Primary products.....	339912	339912-P	06/85	196.5	204.7	204.7	7.6	0.0
Precious metal and pewter hollowware, including baby goods, ecclesiastical ware & novelties.....		339912-2	06/85	228.1	229.9	-	-	-
Precious metal and pewter flatware and cutlery, incl. all knives, forks, spoons & carving sets.....		339912-5	06/85	198.5	198.5	-	-	-
Secondary products and miscellaneous receipts.....		339912-SM						
Jewelers' material and lapidary work mfg.....								
Primary products.....	339913	339913-P	06/85	169.6	156.3	162.7	-0.7	4.1
Jewelers' findings and materials made of precious metal, excl. gold, platinum & silver plated.....		339913-3	12/91	180.6	159.8	169.5	-0.6	6.1
Other jewelers' findings and materials including those made of gold, platinum, & silver plated.....		339913-5	12/91	117.1	117.0	117.0	0.5	0.0
Secondary products and miscellaneous receipts.....		339913-SM						
Secondary products.....		339913-S	06/85	281.3	257.7	271.0	-2.4	5.2
Costume jewelry and novelty manufacturing.....								
Primary products.....	339914	339914-P	12/03	109.4	109.4	109.4	1.4	0.0
Costume jewelry and novelties.....		339914-0	12/03	109.4	109.4	109.4	1.4	0.0
Secondary products and miscellaneous receipts.....		339914-SM						
Sporting & athletic goods mfg.....								
Primary products.....	33992		12/03	106.1	108.4	106.8	-1.2	-1.5
Sporting and athletic goods manufacturing.....								
Primary products.....	339920	339920-P	12/85	129.9	132.7	130.8	-1.1	-1.4
Other sporting and athletic goods.....		339920-A	12/85	131.8	134.8	131.0	3.6	-2.8
Fishing tackle and equipment.....		339920-1	12/85	171.0	193.0	182.6	9.1	-5.4

See footnotes at end of table.

Table 5. Producer price indexes for the net output of selected industries and their products, not seasonally adjusted — Continued

Industry and product ¹	Industry code	Product code	Index base	Index			Percent change to Dec. 2008 from:	
				Aug. 2008 ²	Nov. 2008 ²	Dec. 2008 ²	Dec. 2007	Nov. 2008
Sporting and athletic goods manufacturing - Continued								
Golf equipment, excluding apparel and shoes.....		339920-2	12/85	108.5	107.5	-	-	-
Playground equipment.....		339920-5	06/92	165.8	-	-	-	-
Gymnasium and exercise equipment.....		339920-7	06/92	112.3	114.1	114.2	4.7	0.1
Secondary products and miscellaneous receipts.....		339920-SM						
Miscellaneous receipts.....		339920-M	12/85	122.4	124.6	124.3	1.6	-0.2
Secondary products.....		339920-S	12/85	134.0	-	139.2	5.5	-
Doll, toy & game mfg.....	33993		12/03	108.5	109.5	109.5	4.1	0.0
Doll and stuffed toy manufacturing.....	339931		12/85	144.8	144.8	144.8	8.0	0.0
Primary products.....		339931-P	12/85	150.8	150.8	150.8	9.9	0.0
Dolls and stuffed toys.....		339931-0	12/85	150.8	150.8	150.8	9.9	0.0
Secondary products and miscellaneous receipts.....		339931-SM						
Game, toy, and children's vehicle mfg.....	339932		06/85	129.8	131.0	131.0	3.7	0.0
Primary products.....		339932-P	06/85	129.7	130.8	130.8	4.2	0.0
Models (operating & static), craft kits/supply, natural science kits, & collectors' miniatures.....		339932-A	06/85	154.6	154.6	154.6	0.5	0.0
Models, operating and static, including components and accessories.....		339932-A1	06/99	124.7	124.7	124.7	0.0	0.0
Craft kits, natural science kits, and collectors' miniatures.....		339932-A2	06/99	110.2	110.2	110.2	1.0	0.0
Baby carriages and children's vehicles, excluding bicycles with pneumatic tires.....		339932-2	06/85	113.1	-	-	-	-
Other nonelectronic toys, including parts.....		339932-8	06/85	124.0	-	-	-	-
Other nonelectronic toys incl. doll carriages & furniture, infant toys, and parts.....		339932-85	06/99	106.3	-	-	-	-
Secondary products and miscellaneous receipts.....		339932-SM						
Miscellaneous receipts.....		339932-M	11/85	125.4	-	-	-	-
Secondary products.....		339932-S	06/85	136.1	136.4	136.4	0.6	0.0
Office supplies (exc paper) mfg.....	33994		12/85	142.5	142.5	142.6	2.7	0.1
Pen and mechanical pencil manufacturing.....	339941		12/85	171.0	172.4	172.0	0.6	-0.2
Primary products.....		339941-P	12/85	172.7	174.3	173.9	0.3	-0.2
Ballpoint and roller pens.....		339941-1	12/85	159.3	161.5	161.5	-1.7	0.0
Markers.....		339941-3	06/93	133.8	134.6	133.5	3.2	-0.8
Other pens, mechanical pencils, and parts for pens, markers, and mechanical pencils.....		339941-5	06/93	158.0	158.1	158.3	2.2	0.1
Secondary products and miscellaneous receipts.....		339941-SM						
Miscellaneous receipts.....		339941-M	12/85	173.9	174.0	174.0	4.5	0.0
Lead pencil and art good manufacturing.....	339942		12/03	108.0	108.2	108.2	4.3	0.0
Primary products.....		339942-P	12/03	102.1	102.1	102.1	1.2	0.0
Artists' equipment and materials.....		339942-3	12/03	107.8	107.8	107.8	0.7	0.0
Secondary products and miscellaneous receipts.....		339942-SM						
Miscellaneous receipts.....		339942-M	12/03	108.5	108.5	108.5	-0.2	0.0
Secondary Products.....		339942-S	12/03	128.8	130.1	-	-	-
Marking device manufacturing.....	339943		12/85	150.2	150.4	152.3	6.3	1.3
Primary products.....		339943-P	12/85	151.8	151.8	154.0	6.9	1.4
Marking devices.....		339943-0	12/85	151.8	151.8	154.0	6.9	1.4
Plastics and rubber dies, hand stamps, typeholders, and permanently inked stamps.....		339943-01	12/85	152.1	152.1	152.1	2.2	0.0
Mechanical hand stamps, self-inkers, incl daters, time stamps & metal & rubber wheel-band good.....		339943-02	12/85	170.8	170.8	170.8	3.9	0.0
Other hand stamps and other marking devices.....		339943-03	12/05	109.9	109.9	113.4	12.1	3.2
Secondary products and miscellaneous receipts.....		339943-SM						
Miscellaneous receipts.....		339943-M	12/85	141.1	143.3	143.3	5.0	0.0
Secondary products.....		339943-S	12/85	138.0	-	-	-	-
Carbon paper and inked ribbon manufacturing.....	339944		12/85	108.0	105.6	104.8	-2.3	-0.8
Primary products.....		339944-P	12/85	108.3	105.8	105.0	-2.3	-0.8
Inked ribbons.....		339944-1	12/85	90.4	87.9	87.1	-2.8	-0.9
Carbon paper and stencil paper.....		339944-3	12/85	132.8	-	-	-	-
Secondary products and miscellaneous receipts.....		339944-SM						
Sign mfg.....	33995		12/03	112.8	113.1	112.9	3.3	-0.2
Sign manufacturing.....	339950		12/85	164.1	164.4	164.1	3.3	-0.2
Primary products.....		339950-P	12/85	159.3	159.7	159.4	3.4	-0.2
Electric signs.....		339950-1	12/85	159.6	159.9	160.0	1.8	0.1
Luminous tubing electric signs, including argon, hydrogen, and neon electric signs.....		339950-101	12/85	126.0	126.6	126.7	1.2	0.1
Fluorescent lamp electric signs.....		339950-102	12/85	204.2	-	-	-	-
Incandescent bulb electric signs.....		339950-105	06/99	108.4	108.4	-	-	-
Nonelectric signs and displays, including counter, floor, and point-of-purchase displays.....		339950-2	12/85	170.9	171.6	170.6	5.3	-0.6

See footnotes at end of table.

Table 5. Producer price indexes for the net output of selected industries and their products, not seasonally adjusted — Continued

Industry and product ¹	Industry code	Product code	Index base	Index			Percent change to Dec. 2008 from:	
				Aug. 2008 ²	Nov. 2008 ²	Dec. 2008 ²	Dec. 2007	Nov. 2008
Sign manufacturing - Continued								
Nonelectric metal signs and displays, including screen-printed types.....		339950-211	06/99	131.5	132.2	129.8	6.0	-1.8
Nonelectric signs and displays other than wood and metal, including screen printed types.....		339950-213	06/99	124.5	125.1	125.1	5.6	0.0
Nonelectric wood signs and displays, including screen printed types.....		339950-215	06/99	109.6	109.6	—	—	—
Secondary products and miscellaneous receipts.....		339950-SM						
Miscellaneous receipts.....		339950-M	12/85	202.0	202.0	202.3	0.7	0.1
Secondary products.....		339950-S	12/85	194.6	—	—	—	—
All other misc mfg.....	33999		12/03	116.8	117.6	117.4	5.1	-0.2
Gasket, packing, & sealing device mfg.....	339991		12/85	160.7	161.9	163.1	4.8	0.7
Primary products.....		339991-P	12/85	165.9	166.5	167.9	3.5	0.8
Compression packings.....		339991-1	12/85	181.0	182.1	182.2	-2.0	0.1
Nonmetallic gaskets and gasketing.....		339991-3	12/85	180.3	180.6	182.2	7.2	0.9
Elastomeric gaskets and gasketing.....		339991-31	12/85	159.8	165.2	167.1	10.3	1.2
Other nonmetallic gaskets & gasketing, incl graphite, paper, felt, plant fiber, and cork types.....		339991-39	12/85	153.6	151.5	152.5	5.5	0.7
Molded packing and seals.....		339991-6	06/07	101.4	101.8	103.1	3.0	1.3
Molded O-rings (including spliced; excluding metal).....		339991-61	12/85	130.1	130.3	134.3	4.1	3.1
Other molded packing and seals (including leather and plastic seals).....		339991-62	12/85	161.7	162.5	163.0	2.3	0.3
Metallic gaskets and machined seals.....		339991-7	12/85	228.8	229.2	231.8	2.6	1.1
Axial mechanical face seals, including parts.....		339991-8	12/85	173.2	179.9	—	—	—
Rotary oil seals.....		339991-9	12/90	119.0	118.6	118.9	0.4	0.3
Secondary products and miscellaneous receipts.....		339991-SM						
Miscellaneous receipts.....		339991-M	06/97	103.1	113.0	113.0	21.6	0.0
Secondary products.....		339991-S	12/85	113.6	113.6	113.6	10.1	0.0
Musical instrument manufacturing.....	339992		06/85	191.5	193.8	196.3	5.6	1.3
Primary products.....		339992-P	06/85	190.6	193.0	195.4	5.6	1.2
Nonelectronic pianos.....		339992-1	06/85	230.3	230.3	230.3	4.0	0.0
Nonelectronic piano and organ parts, excluding benches.....		339992-5	06/85	201.8	201.8	—	—	—
Other musical instruments and parts.....		339992-7	06/85	187.2	190.1	194.4	6.9	2.3
Other musical instrument parts & accessories, sold separately, excl benches & instrument cases.....		339992-73	06/85	152.0	154.0	153.9	3.6	-0.1
All other instruments, electric & nonelectric, incl. string, wind, brass, percussion & other.....		339992-74	06/99	110.3	112.2	115.7	8.1	3.1
Secondary products and miscellaneous receipts.....		339992-SM						
Miscellaneous receipts.....		339992-M	06/85	231.5	231.5	—	—	—
Secondary products.....		339992-S	06/85	181.7	181.7	191.8	12.9	5.6
Fastener, button, needle, and pin mfg.....	339993		12/85	164.8	165.4	165.4	13.9	0.0
Primary products.....		339993-P	12/85	167.8	168.4	168.4	14.9	0.0
Buttons and parts, except for precious or semiprecious metals and stones.....		339993-1	12/85	176.9	177.8	178.1	26.9	0.2
Zipper and slide fasteners.....		339993-3	12/85	174.8	174.8	—	—	—
Buckles, fasteners, needles and pins.....		339993-5	12/85	147.0	147.7	147.4	14.1	-0.2
Secondary products and miscellaneous receipts.....		339993-SM						
Miscellaneous receipts.....		339993-M	12/90	114.3	—	114.3	3.8	—
Secondary products.....		339993-S	12/85	147.5	147.5	147.5	2.7	0.0
Broom, brush, and mop manufacturing.....	339994		12/85	161.9	163.2	162.6	3.5	-0.4
Primary products.....		339994-P	12/85	166.1	167.4	166.7	3.6	-0.4
Brooms, mops and dusters.....		339994-1	12/85	185.0	184.1	182.5	5.2	-0.9
Brooms.....		339994-11	06/07	108.3	106.9	104.5	3.9	-2.2
Mops and dusters, including refills.....		339994-13	06/07	105.7	105.7	105.7	6.1	0.0
Paint and varnish brushes, paint holders, pads, roller frames and rollers.....		339994-3	12/85	146.8	147.5	147.3	-1.7	-0.1
Other brushes.....		339994-5	12/85	168.2	171.3	170.8	5.6	-0.3
Secondary product and miscellaneous receipts.....		339994-SM						
Miscellaneous receipts.....		339994-M	12/92	127.1	127.5	127.5	2.7	0.0
Secondary products.....		339994-S	12/85	156.8	158.3	158.2	3.7	-0.1
Burial casket manufacturing.....	339995		12/84	240.8	262.5	262.7	11.0	0.1
Primary products.....		339995-P	12/84	240.5	262.6	262.8	11.2	0.1
Metal burial caskets and coffins, completely lined and trimmed, adult sizes only.....		339995-1	12/84	243.3	266.9	267.2	9.9	0.1
Steel burial caskets & coffins, completely lined & trimmed, adult sizes, exclu. stainless steel.....		339995-113	12/84	244.3	267.4	267.8	9.7	0.1
Other metal burial caskets and coffins, lined and trimmed, adult sizes, inclu stainless steel.....		339995-115	12/84	245.0	269.9	269.9	10.4	0.0
Wood burial caskets and coffins, completely lined and trimmed, adult sizes only.....		339995-2	12/84	265.2	285.4	285.4	7.9	0.0
Other burial caskets and coffins, including burial boxes and vaults (except concrete and stone).....		339995-5	12/84	204.5	224.1	224.1	46.3	0.0

See footnotes at end of table.

Table 5. Producer price indexes for the net output of selected industries and their products, not seasonally adjusted — Continued

Industry and product ¹	Industry code	Product code	Index base	Index			Percent change to Dec. 2008 from:	
				Aug. 2008 ²	Nov. 2008 ²	Dec. 2008 ²	Dec. 2007	Nov. 2008
Burial casket manufacturing - Continued								
Secondary products and miscellaneous receipts.....		339995-SM						
Miscellaneous receipts.....		339995-M	02/93	174.6	179.0	-	-	-
All other miscellaneous manufacturing.....	339999		12/85	155.2	154.9	153.9	4.5	-0.6
Primary products.....		339999-P	12/85	157.6	157.7	156.6	5.6	-0.7
Mirror and picture frames and framed pictures.....		339999-E	06/84	193.8	201.3	201.2	9.5	0.0
All other miscellaneous fabricated products.....		339999-K	12/85	150.3	152.8	151.1	1.6	-1.1
Hand-portable & fixed-system (exc sprinkler system) fire extinguishing equip., parts & attach.....		339999-1	12/85	264.3	264.5	264.5	18.2	0.0
Candles, including tapers.....		339999-5	12/85	160.2	-	162.3	5.7	-
Artificial trees, flowers, fruits, and wreaths, including feathers and plumes.....		339999-9	12/85	150.3	-	-	-	-
Secondary products and miscellaneous receipts.....		339999-SM						
Secondary products.....		339999-S	12/85	163.7	-	-	-	-
Services industries								
Merchant wholesalers, durable goods.....	423		06/04	118.1	119.2	119.3	6.6	0.1
Merchant wholesalers, durable goods.....	423000		06/04	118.1	119.2	119.3	6.6	0.1
Primary services.....		423000-P	06/04	118.3	119.3	119.4	6.7	0.1
Wholesale distribution of durable goods.....		423000-1	06/04	118.3	119.3	119.4	6.7	0.1
Other receipts.....		423000-SM	06/04	110.4	114.0	114.1	3.5	0.1
Merchant wholesalers, nondurable goods.....	424		06/05	124.0	126.9	132.7	20.0	4.6
Merchant wholesalers, nondurable goods.....	424000		12/04	128.3	131.3	137.3	20.0	4.6
Primary services.....		424000-P	12/04	128.4	131.5	137.5	20.1	4.6
Wholesale distribution of nondurable goods.....		424000-1	12/04	128.4	131.5	137.5	20.1	4.6
Other receipts.....		424000-SM	12/04	92.0	94.3	-	-	-
Wholesale trade agents and brokers.....	425		06/05	111.5	112.1	111.7	2.9	-0.4
Wholesale trade agents and brokers.....	4251		06/05	111.5	112.1	111.7	2.9	-0.4
Wholesale trade agents and brokers.....	42512		06/05	111.5	112.1	111.7	2.9	-0.4
Wholesale trade agents and brokers.....	425120		06/04	112.1	112.7	112.3	2.9	-0.4
Primary services.....		425120-P	06/04	111.7	112.3	111.9	2.9	-0.4
Wholesale trade brokerage fees and commissions.....		425120-1	06/04	111.7	112.3	111.9	2.9	-0.4
Material recyclers.....	429930		12/86	449.7	189.4	194.1	-42.5	2.5
Primary products.....		429930-P	12/86	454.8	183.9	188.9	-44.2	2.7
Ferrous metal scrap.....		429930-1	12/86	699.6	197.9	226.2	-41.1	14.3
Carbon steel scrap.....		429930-11	12/86	720.6	194.2	225.1	-41.5	15.9
Heavy melting scrap.....		429930-111	12/86	637.3	177.2	222.5	-38.9	25.6
Carbon steel scrap bundles.....		429930-112	12/86	923.1	173.5	223.0	-40.9	28.5
Shredded carbon steel scrap.....		429930-113	12/86	493.8	160.7	187.4	-29.6	16.6
Cut plate and structural scrap.....		429930-114	12/86	673.8	178.2	219.2	-39.6	23.0
Other carbon steel scrap.....		429930-115	12/86	875.8	245.0	237.6	-54.1	-3.0
Cast iron scrap.....		429930-13	12/86	317.4	115.6	142.0	-31.8	22.8
Other ferrous scrap.....		429930-14	06/06	210.4	81.1	71.9	-43.9	-11.3
Nonferrous metal scrap.....		429930-2	12/86	414.9	241.7	214.8	-46.7	-11.1
Copper base scrap.....		429930-21	12/86	581.2	251.3	238.4	-52.7	-5.1
No 1 copper wire, heavy.....		429930-211	12/86	462.0	225.3	188.2	-54.6	-16.5
No 2 copper wire, mixed.....		429930-212	12/86	626.0	286.8	260.1	-54.4	-9.3
Yellow brass scrap.....		429930-213	12/86	674.4	216.6	221.6	-64.2	2.3
Other copper and brass scrap, including red brass.....		429930-214	12/86	582.2	272.1	290.4	-34.9	6.7
Aluminum base scrap.....		429930-22	12/86	256.9	158.2	137.9	-38.1	-12.8
Solids and clippings, new aluminum base scrap.....		429930-221	12/86	228.2	157.7	131.4	-32.8	-16.7
Borings, turnings, and other new aluminum base scrap.....		429930-222	06/96	166.3	71.3	63.7	-55.4	-10.7
Used beverage can scrap.....		429930-223	12/86	288.8	174.2	149.4	-37.6	-14.2
Other old aluminum base scrap.....		429930-224	12/86	225.9	142.2	131.7	-36.1	-7.4
Other nonferrous scrap (including lead, zinc and precious metals).....		429930-23	12/86	1,324.4	859.8	753.9	-48.8	-12.3
Wastepaper.....		429930-3	12/86	207.6	78.9	99.9	-51.9	26.6
News wastepaper.....		429930-31	12/86	194.8	71.7	89.3	-44.0	24.5
Mixed wastepaper.....		429930-32	12/86	819.5	226.2	205.7	-75.8	-9.1
Corrugated wastepaper.....		429930-33	12/86	150.8	60.1	50.6	-70.2	-15.8
High grades wastepaper (pulp substitutes and deinking).....		429930-34	12/86	228.0	131.0	131.7	-31.7	0.5
Wastepaper exports (all grades).....		429930-35	12/86	306.4	-	199.9	-32.6	-
Recyclable materials, excluding metals and paper.....		429930-4	12/86	168.4	121.2	117.9	-27.2	-2.7
Recyclable textiles, including rags, textile scrap, and wiping cloths.....		429930-41	06/06	111.3	107.9	-	-	-
Recyclable plastics.....		429930-42	06/96	176.0	50.6	37.4	-80.7	-26.1
Recyclable glass.....		429930-43	06/96	182.7	182.7	-	-	-

See footnotes at end of table.

Table 5. Producer price indexes for the net output of selected industries and their products, not seasonally adjusted — Continued

Industry and product ¹	Industry code	Product code	Index base	Index			Percent change to Dec. 2008 from:	
				Aug. 2008 ²	Nov. 2008 ²	Dec. 2008 ²	Dec. 2007	Nov. 2008
Material recyclers - Continued								
Other recyclable materials.....		429930-44	06/06	151.8	151.4	152.3	11.1	0.6
Other receipts.....		429930-SM						
Miscellaneous receipts.....		429930-M	12/86	215.4	215.0	213.6	4.4	-0.7
Motor vehicle and parts dealers.....	441		12/03	117.5	118.9	117.7	-0.3	-1.0
Automobile dealers.....	4411		12/03	112.8	113.2	111.9	-3.3	-1.1
New car dealers.....	44111		12/99	124.5	124.9	123.5	-3.3	-1.1
New car dealers.....	441110		12/99	124.5	124.9	123.5	-3.3	-1.1
Primary services.....		441110-P	12/99	125.1	125.6	124.5	-3.0	-0.9
Vehicle sales.....		441110-1	12/99	87.8	88.8	85.6	-13.5	-3.6
New vehicle sales.....		441110-101	12/99	78.5	80.3	78.0	-16.1	-2.9
Used vehicle sales.....		441110-102	12/99	103.3	102.5	97.8	-8.9	-4.6
Service labor and parts.....		441110-2	12/99	149.9	150.2	150.4	1.7	0.1
Other receipts.....		441110-SM	12/99	123.9	119.9	107.4	-14.4	-10.4
Recreational vehicle dealers.....	44121		06/01	159.5	155.6	153.7	7.5	-1.2
Recreational vehicle dealers.....	441210		06/01	159.5	155.6	153.7	7.5	-1.2
Primary services.....		441210-P	06/01	159.6	155.7	153.8	7.5	-1.2
Recreational vehicle dealer services.....		441210-1	06/01	159.6	155.7	153.8	7.5	-1.2
Boat dealers.....	441222		06/01	129.2	138.4	134.9	-0.5	-2.5
Primary services.....		441222-P	06/01	129.7	139.1	135.5	-0.6	-2.6
Boat dealer services.....		441222-1	06/01	129.7	139.1	135.5	-0.6	-2.6
Other receipts.....		441222-SM	06/01	100.8	100.8	-	-	-
Automotive parts, accessories and tire stores.....	4413		12/01	143.0	148.1	148.3	13.0	0.1
Automotive parts and accessories stores.....	44131		12/03	142.3	144.3	144.7	12.8	0.3
Automotive parts and accessories stores.....	441310		12/03	142.3	144.3	144.7	12.8	0.3
Primary services.....		441310-P	12/03	142.3	144.3	144.7	12.8	0.3
Automotive parts and accessories store services.....		441310-1	12/03	142.3	144.3	144.7	12.8	0.3
Tire dealers.....	44132		12/03	127.1	137.1	137.1	13.5	0.0
Tire dealers.....	441320		12/03	127.1	137.1	137.1	13.5	0.0
Primary services.....		441320-P	12/03	127.1	137.1	137.1	13.5	0.0
Tire dealer services.....		441320-1	12/03	127.1	137.1	137.1	13.5	0.0
Furniture and home furnishings stores.....	442		12/03	122.0	122.4	121.8	2.4	-0.5
Furniture stores.....	4421		12/03	115.4	116.0	115.6	2.7	-0.3
Furniture stores.....	44211		12/03	115.4	116.0	115.6	2.7	-0.3
Furniture stores.....	442110		06/03	116.9	117.5	117.2	2.7	-0.3
Primary services.....		442110-P	06/03	116.9	117.5	117.2	2.7	-0.3
Furniture store services.....		442110-1	06/03	116.9	117.5	117.2	2.7	-0.3
Floor covering stores.....	44221		12/03	131.6	131.7	130.7	2.0	-0.8
Floor covering stores.....	442210		06/03	133.5	133.6	132.6	1.9	-0.7
Primary services.....		442210-P	06/03	133.5	133.6	132.6	1.9	-0.7
Floor covering store services.....		442210-1	06/03	133.5	133.6	132.6	1.9	-0.7
Electronics and appliance stores.....	443		12/03	111.0	114.1	112.8	26.3	-1.1
Appliance, TV and other electronics stores.....	44311		12/03	112.7	114.4	113.6	35.6	-0.7
Household appliance stores.....	443111		06/03	93.6	98.1	98.6	-3.1	0.5
Primary services.....		443111-P	06/03	93.6	98.1	98.6	-3.1	0.5
Household appliance store services.....		443111-1	06/03	93.6	98.1	98.6	-3.1	0.5
Radio, TV, and other electronics stores.....	443112		06/03	109.1	109.8	108.7	52.5	-1.0
Primary services.....		443112-P	06/03	109.1	109.8	108.7	52.5	-1.0
Radio, television, and other electronics store services.....		443112-1	06/03	109.1	109.8	108.7	52.5	-1.0
Computer and software stores.....	44312		12/03	86.9	97.8	96.2	5.9	-1.6
Computer and software stores.....	443120		06/03	84.8	95.1	93.6	5.9	-1.6
Primary services.....		443120-P	06/03	84.7	95.3	93.7	6.0	-1.7
Computer and software store services.....		443120-1	06/03	84.7	95.3	93.7	6.0	-1.7
Camera and photographic supplies stores.....	44313		12/03	83.6	81.6	76.5	-18.4	-6.3
Camera and photographic supplies stores.....	443130		06/00	88.0	85.9	80.6	-18.4	-6.2
Primary services.....		443130-P	06/00	91.4	89.2	83.7	-18.6	-6.2
Camera and photographic supplies store services.....		443130-1	06/00	91.4	89.2	83.7	-18.6	-6.2
Other receipts.....		443130-SM	06/00	75.3	74.1	68.8	-15.3	-7.2
Bldg material and garden equip and supp dealers.....	444		12/03	120.6	118.4	115.9	-3.1	-2.1
Building material and supplies dealers.....	4441		12/03	122.6	120.4	116.3	-4.8	-3.4

See footnotes at end of table.

Table 5. Producer price indexes for the net output of selected industries and their products, not seasonally adjusted — Continued

Industry and product ¹	Industry code	Product code	Index base	Index			Percent change to Dec. 2008 from:	
				Aug. 2008 ²	Nov. 2008 ²	Dec. 2008 ²	Dec. 2007	Nov. 2008
Home centers.....	44411		12/03	117.4	113.3	104.1	-14.3	-8.1
Home centers.....	444110		12/03	117.4	113.3	104.1	-14.3	-8.1
Primary services.....		444110-P	12/03	117.4	113.3	104.1	-14.3	-8.1
Home center services.....		444110-1	12/03	117.4	113.3	104.1	-14.3	-8.1
Paint and wallpaper stores.....	44412		12/03	126.5	130.0	130.3	17.9	0.2
Paint and wallpaper stores.....	444120		06/03	129.4	133.0	133.2	17.9	0.2
Primary services.....		444120-P	06/03	129.4	133.0	133.2	17.9	0.2
Paint and wallpaper store services.....		444120-1	06/03	129.4	133.0	133.2	17.9	0.2
Hardware stores.....	44413		12/03	113.8	112.4	113.1	-8.6	0.6
Hardware stores.....	444130		06/03	114.3	112.8	113.6	-8.5	0.7
Primary services.....		444130-P	06/03	114.3	112.8	113.6	-8.5	0.7
Hardware store services.....		444130-1	06/03	114.3	112.8	113.6	-8.5	0.7
Other building material dealers.....	44419		12/03	132.2	131.2	130.5	3.3	-0.5
Other building material dealers.....	444190		12/03	132.2	131.2	130.5	3.3	-0.5
Primary services.....		444190-P	12/03	132.2	131.2	130.5	3.3	-0.5
Other building material dealer services.....		444190-1	12/03	132.2	131.2	130.5	3.3	-0.5
Lawn and garden equip and supplies stores.....	4442		12/03	110.5	107.8	116.6	10.8	8.2
Nursery, garden and farm supply stores.....	44422		12/03	110.5	107.8	116.6	10.8	8.2
Nursery, garden, and farm supply stores.....	444220		12/02	117.4	114.5	123.9	10.7	8.2
Primary services.....		444220-P	12/02	117.2	114.3	123.7	10.7	8.2
Nursery, garden center, and farm supply store services.....		444220-1	12/02	117.2	114.3	123.7	10.7	8.2
Food and beverage stores.....	445		12/99	152.4	156.3	153.4	8.9	-1.9
Grocery stores.....	4451		12/03	128.7	132.6	129.9	9.3	-2.0
Grocery (except convenience) stores.....	44511		12/03	128.7	132.6	129.9	9.3	-2.0
Supermarkets and other grocery stores.....	445110		12/99	153.5	158.3	155.0	9.3	-2.1
Primary services.....		445110-P	12/99	153.6	158.4	155.1	9.3	-2.1
Supermarket and other grocery store services.....		445110-3	12/99	152.2	156.9	153.6	9.3	-2.1
Meat department.....		445110-301	12/99	138.8	136.8	123.5	8.9	-9.7
Produce department.....		445110-302	12/99	172.3	190.1	174.1	10.4	-8.4
Bakery department.....		445110-303	12/99	181.1	182.7	182.6	12.9	-0.1
Dairy department.....		445110-304	12/99	165.8	147.2	157.8	22.0	7.2
Frozen foods department.....		445110-306	12/99	100.0	101.4	104.4	5.6	3.0
Edible grocery department.....		445110-307	12/99	142.8	154.1	149.8	5.8	-2.8
Nonedible grocery department.....		445110-308	12/99	163.7	164.6	163.7	11.0	-0.5
Health and beauty care department.....		445110-309	12/99	137.4	144.6	147.9	3.3	2.3
General merchandise department.....		445110-311	12/99	185.4	204.1	202.0	23.7	-1.0
Specialty food stores.....	4452		12/03	139.5	136.5	135.0	8.9	-1.1
Specialty food stores.....	445200		12/03	139.5	136.5	135.0	8.9	-1.1
Primary services.....		445200-P	12/03	139.4	136.4	134.9	8.9	-1.1
Specialty food store services.....		445200-1	12/03	139.4	136.4	134.9	8.9	-1.1
Beer, wine, and liquor stores.....	4453		06/00	119.2	119.6	119.9	3.5	0.3
Beer, wine, and liquor stores.....	44531		06/00	119.2	119.6	119.9	3.5	0.3
Beer, wine, and liquor stores.....	445310		06/00	119.2	119.6	119.9	3.5	0.3
Primary services.....		445310-P	06/00	119.3	119.7	120.0	3.5	0.3
Beer, wine, and liquor store services.....		445310-1	06/00	119.3	119.7	120.0	3.5	0.3
Health and personal care stores.....	446		12/03	133.3	136.5	136.8	10.5	0.2
Health and personal care stores.....	4461		12/03	133.3	136.5	136.8	10.5	0.2
Pharmacies and drug stores.....	44611		06/00	162.4	166.2	166.2	10.9	0.0
Pharmacies and drug stores.....	446110		06/00	162.4	166.2	166.2	10.9	0.0
Primary services.....		446110-P	06/00	162.4	166.2	166.2	10.9	0.0
Sales of prescription drugs.....		446110-1	06/00	210.5	209.7	208.8	8.5	-0.4
Sales of over-the-counter drugs and all other goods.....		446110-4	06/00	122.1	132.5	133.8	16.3	1.0
Sales of over-the-counter drugs.....		446110-41	06/00	89.4	94.9	94.7	1.1	-0.2
Sales of all other goods.....		446110-42	06/00	132.5	144.0	145.7	18.4	1.2
Optical goods stores.....	44613		12/03	104.8	104.7	104.2	0.0	-0.5
Optical goods stores.....	446130		06/00	107.5	107.4	106.9	0.0	-0.5
Primary services.....		446130-P	06/00	107.6	107.4	107.0	0.0	-0.4
Optical goods store services.....		446130-1	06/00	107.6	107.4	107.0	0.0	-0.4
Food (health) supplement stores.....	446191		12/99	172.9	180.6	183.9	15.3	1.8
Primary services.....		446191-P	12/99	172.9	180.6	183.9	15.3	1.8
Food (health) supplement store services.....		446191-1	12/99	172.9	180.6	183.9	15.3	1.8

See footnotes at end of table.

Table 5. Producer price indexes for the net output of selected industries and their products, not seasonally adjusted — Continued

Industry and product ¹	Industry code	Product code	Index base	Index			Percent change to Dec. 2008 from:	
				Aug. 2008 ²	Nov. 2008 ²	Dec. 2008 ²	Dec. 2007	Nov. 2008
Gasoline stations.....	447		06/01	72.7	67.9	66.6	0.0	-1.9
Gasoline stations.....	4471		06/01	72.7	67.9	66.6	0.0	-1.9
Gasoline stations with convenience stores.....	44711		12/03	137.3	114.4	124.7	-5.5	9.0
Gasoline stations with convenience stores.....	447110		12/03	137.3	114.5	124.7	-5.5	8.9
Primary services.....		447110-P	12/03	137.3	114.3	124.8	-5.6	9.2
Gasoline stations with convenience store services.....		447110-1	12/03	137.3	114.3	124.8	-5.6	9.2
Other gasoline stations.....	44719		12/03	163.1	193.6	152.9	16.8	-21.0
Other gasoline stations.....	447190		12/03	162.8	193.3	152.7	16.7	-21.0
Primary services.....		447190-P	06/01	63.0	74.8	59.1	17.0	-21.0
Other gasoline station services.....		447190-1	06/01	63.0	74.8	59.1	17.0	-21.0
Clothing and clothing accessories stores.....	448		12/03	112.2	107.4	109.1	2.2	1.6
Clothing stores.....	4481		12/03	109.1	102.2	104.5	0.0	2.3
Men's clothing stores.....	44811		12/03	99.8	96.9	97.4	-2.3	0.5
Men's clothing stores.....	448110		06/02	103.4	100.4	100.9	-2.3	0.5
Primary services.....		448110-P	06/02	103.4	100.4	100.9	-2.3	0.5
Men's clothing store services.....		448110-1	06/02	103.4	100.4	100.9	-2.3	0.5
Women's clothing stores.....	44812		12/03	115.3	114.4	113.9	6.7	-0.4
Women's clothing stores.....	448120		06/03	117.8	116.9	116.3	6.7	-0.5
Primary services.....		448120-P	06/03	117.8	116.9	116.3	6.7	-0.5
Women's clothing store services.....		448120-1	06/03	117.8	116.9	116.3	6.7	-0.5
Family clothing stores.....	44814		12/03	108.0	97.0	101.3	-3.6	4.4
Family clothing stores.....	448140		06/03	114.5	102.9	107.4	-3.6	4.4
Primary services.....		448140-P	06/03	114.5	102.9	107.4	-3.6	4.4
Family clothing store services.....		448140-1	06/03	114.5	102.9	107.4	-3.6	4.4
Shoe stores.....	4482		12/03	112.6	114.1	114.1	3.1	0.0
Shoe stores.....	44821		12/03	112.6	114.1	114.1	3.1	0.0
Shoe stores.....	448210		06/02	114.9	116.4	116.4	3.1	0.0
Primary services.....		448210-P	06/02	114.9	116.4	116.4	3.1	0.0
Shoe store services.....		448210-1	06/02	114.9	116.4	116.4	3.1	0.0
Jewelry, luggage and leather goods stores.....	4483		12/03	123.4	123.2	123.5	10.7	0.2
Jewelry stores.....	44831		12/03	123.9	123.5	123.7	10.8	0.2
Jewelry stores.....	448310		06/00	134.6	134.2	134.4	10.9	0.1
Primary services.....		448310-P	06/00	134.7	134.3	134.6	10.9	0.2
Jewelry store services.....		448310-1	06/00	134.7	134.3	134.6	10.9	0.2
Luggage and leather goods stores.....	44832		12/03	117.7	119.4	120.2	6.7	0.7
Luggage and leather goods stores.....	448320		06/00	114.3	115.9	116.7	6.6	0.7
Primary services.....		448320-P	06/00	114.3	115.9	116.7	6.6	0.7
Luggage and leather goods store services.....		448320-1	06/00	114.3	115.9	116.7	6.6	0.7
Sporting goods, hobby, book and music stores.....	451		12/03	113.4	114.4	112.4	5.5	-1.7
Sporting goods/hobby/musical instrument stores.....	4511		12/03	122.1	123.4	120.6	6.9	-2.3
Sporting goods stores.....	45111		12/03	133.4	137.0	133.6	10.5	-2.5
Sporting goods stores.....	451110		06/00	139.2	143.0	139.4	10.5	-2.5
Primary services.....		451110-P	06/00	139.5	143.2	139.6	10.4	-2.5
Sporting goods store services.....		451110-1	06/00	139.5	143.2	139.6	10.4	-2.5
Hobby, toy and game stores.....	45112		12/03	111.6	110.4	107.3	3.2	-2.8
Hobby, toy, and game stores.....	451120		06/00	113.0	111.8	108.7	3.2	-2.8
Primary services.....		451120-P	06/00	113.0	111.8	108.7	3.2	-2.8
Hobby, toy, and game store services.....		451120-1	06/00	113.0	111.8	108.7	3.2	-2.8
Sewing, needlework and piece goods stores.....	45113		12/03	110.3	110.2	111.3	1.7	1.0
Sewing, needlework, and piece goods stores.....	451130		06/00	100.7	100.6	101.6	1.8	1.0
Primary services.....		451130-P	06/00	100.7	100.6	101.6	1.8	1.0
Sewing, needlework, and piece goods store services.....		451130-1	06/00	100.7	100.6	101.6	1.8	1.0
Book, periodical and music stores.....	4512		12/03	96.3	96.8	96.3	2.0	-0.5
Book stores and news dealers.....	45121		12/03	98.2	99.8	99.9	3.1	0.1
Book stores.....	451211		06/00	122.1	124.1	124.3	3.2	0.2
Primary services.....		451211-P	06/00	122.1	124.1	124.3	3.1	0.2
Book store services.....		451211-1	06/00	122.1	124.1	124.3	3.1	0.2
Prerecorded tape, CD and record stores.....	45122		12/03	91.3	88.7	86.6	-1.1	-2.4

See footnotes at end of table.

Table 5. Producer price indexes for the net output of selected industries and their products, not seasonally adjusted — Continued

Industry and product ¹	Industry code	Product code	Index base	Index			Percent change to Dec. 2008 from:	
				Aug. 2008 ²	Nov. 2008 ²	Dec. 2008 ²	Dec. 2007	Nov. 2008
Prerecorded tape, CD, and record stores.	451220		06/03	89.2	86.7	84.6	-1.1	-2.4
Primary services.		451220-P	06/03	89.2	86.7	84.6	-1.1	-2.4
Prerecorded tape, CD, and record store services.		451220-1	06/03	89.2	86.7	84.6	-1.1	-2.4
General merchandise stores.	452		12/03	111.6	110.4	112.3	-0.1	1.7
Department stores.	4521		12/03	121.2	117.0	120.4	11.6	2.9
Department stores.	45211		12/03	121.2	117.0	120.4	11.6	2.9
Department stores, except discount.	452111		12/03	118.4	106.7	114.6	8.3	7.4
Primary services.		452111-P	12/03	118.4	106.7	114.6	8.3	7.4
Department store services, except discount department store.		452111-1	12/03	118.4	106.7	114.6	8.3	7.4
Discount department stores.	452112		12/03	123.5	126.3	125.6	14.6	-0.6
Primary services.		452112-P	06/02	136.0	139.1	138.3	14.6	-0.6
Discount department store services.		452112-1	06/02	136.0	139.1	138.3	14.6	-0.6
Other general merchandise stores.	4529		12/03	99.9	102.9	102.7	-14.9	-0.2
Other general merchandise stores.	452900		12/03	99.9	102.9	102.7	-14.9	-0.2
Primary services.		452900-P	12/03	99.9	102.9	102.7	-14.9	-0.2
Other general merchandise store services.		452900-1	12/03	99.9	102.9	102.7	-14.9	-0.2
Florists.	4531		12/03	108.7	107.9	108.8	0.4	0.8
Florists.	45311		12/03	108.7	107.9	108.8	0.4	0.8
Florists.	453110		06/00	117.7	116.7	117.8	0.4	0.9
Primary services.		453110-P	06/00	117.7	116.7	117.8	0.4	0.9
Florist services.		453110-1	06/00	117.7	116.7	117.8	0.4	0.9
Office supplies, stationery and gift stores.	4532		12/03	108.9	113.9	116.6	5.1	2.4
Office supplies and stationery stores.	45321		12/03	112.8	123.1	129.2	7.5	5.0
Office supplies and stationery stores.	453210		06/00	142.8	155.8	163.6	7.6	5.0
Primary services.		453210-P	06/00	143.3	156.6	164.6	7.5	5.1
Office supplies and stationery store services.		453210-1	06/00	143.3	156.6	164.6	7.5	5.1
Gift, novelty and souvenir stores.	45322		12/03	103.9	104.4	104.2	2.8	-0.2
Gift, novelty, and souvenir stores.	453220		06/00	104.3	104.7	104.6	2.8	-0.1
Primary services.		453220-P	06/00	104.3	104.7	104.6	2.9	-0.1
Gift, novelty, and souvenir store services.		453220-1	06/00	104.3	104.7	104.6	2.9	-0.1
Manufactured (mobile) home dealers.	45393		12/03	113.4	113.5	113.3	-1.2	-0.2
Manufactured (mobile) home dealers.	453930		12/02	119.9	120.0	119.7	-1.2	-0.3
Primary services.		453930-P	12/02	120.0	120.0	119.7	-1.3	-0.3
Manufactured (mobile) home dealer services.		453930-1	12/02	120.0	120.0	119.7	-1.3	-0.3
Other receipts.		453930-SM	09/07	94.9	-	97.7	-	-
Nonstore retailers.	454		12/03	162.4	149.8	150.4	11.7	0.4
Electronic shopping and mail-order houses.	454110		06/06	109.9	113.7	108.9	4.0	-4.2
Primary services.		454110-P	06/06	110.3	114.2	109.4	4.0	-4.2
Electronic shopping and mail-order house services.		454110-1	06/06	110.3	114.2	109.4	4.0	-4.2
Vending machine operators.	4542		12/03	110.3	114.2	113.7	7.7	-0.4
Vending machine operators.	45421		12/03	110.3	114.2	113.7	7.7	-0.4
Vending machine operators.	454210		06/00	116.9	121.0	120.4	7.7	-0.5
Primary services.		454210-P	06/00	116.9	121.0	120.5	7.7	-0.4
Vending machine operator services.		454210-1	06/00	116.9	121.0	120.5	7.7	-0.4
Fuel dealers.	45431		06/00	224.9	176.9	189.7	24.1	7.2
Fuel dealers.	454310		06/00	224.9	176.9	189.7	24.1	7.2
Primary services.		454310-P	06/00	232.0	182.0	195.5	24.8	7.4
Fuel dealer services.		454310-1	06/00	232.0	182.0	195.5	24.8	7.4
Other receipts.		454310-SM	06/00	87.4	77.0	-	-	-
Air transportation.	481		12/92	213.0	206.7	198.0	5.8	-4.2
Scheduled air transportation.	4811		12/89	260.3	252.1	241.1	5.8	-4.4
Scheduled air transportation.	48111		12/89	260.3	252.1	241.1	5.8	-4.4
Scheduled passenger air transportation.	481111		12/89	267.9	258.3	246.3	4.3	-4.6
Primary services.		481111-P	12/89	290.4	279.9	266.5	4.3	-4.8
Domestic.		481111-1	12/89	294.3	290.9	275.4	6.1	-5.3
First class, including business.		481111-101	12/99	153.1	172.7	156.7	15.7	-9.3
Coach.		481111-102	12/99	166.3	158.6	152.0	3.7	-4.2
International.		481111-2	12/89	252.3	222.1	216.3	-1.9	-2.6
Scheduled freight air transportation.	481112		12/03	136.2	134.7	130.5	13.1	-3.1

See footnotes at end of table.

Table 5. Producer price indexes for the net output of selected industries and their products, not seasonally adjusted — Continued

Industry and product ¹	Industry code	Product code	Index base	Index			Percent change to Dec. 2008 from:	
				Aug. 2008 ²	Nov. 2008 ²	Dec. 2008 ²	Dec. 2007	Nov. 2008
Scheduled freight air transportation - Continued								
Primary services.....		481112-P	12/87	168.5	166.8	161.6	13.2	-3.1
Freight.....		481112-1	12/87	178.3	176.6	170.8	13.4	-3.3
Mail.....		481112-2	12/87	124.5	120.7	121.3	7.3	0.5
Other receipts.....		481112-SM	12/03	123.3	114.0	109.9	-2.5	-3.6
Nonscheduled air transportation.....	4812		12/96	171.4	170.4	166.4	6.1	-2.3
Nonscheduled air transportation.....	48121		12/96	171.4	170.4	166.4	6.1	-2.3
Nonscheduled air passenger chartering.....	481211		06/92	183.3	181.7	178.2	6.3	-1.9
Primary services.....		481211-P	12/00	143.3	142.2	138.5	2.7	-2.6
Domestic nonscheduled passenger services.....		481211-1	06/08	101.5	100.9	97.5	-	-3.4
International nonscheduled passenger services.....		481211-2	06/08	106.2	104.8	104.7	-	-0.1
Other receipts.....		481211-SM	06/92	295.9	292.7	293.1	23.3	0.1
Nonscheduled air freight chartering.....	481212		06/08	102.5	103.0	98.8	-	-4.1
Primary services.....		481212-P	06/08	102.5	103.0	98.5	-	-4.4
Domestic nonscheduled freight services.....		481212-1	06/08	100.7	101.5	95.2	-	-6.2
International nonscheduled freight services.....		481212-2	06/08	106.3	106.1	105.2	-	-0.8
Other receipts.....		481212-SM	06/08	100.8	-	104.6	-	-
Rail transportation.....	482		12/96	164.3	158.5	154.6	4.5	-2.5
Rail transportation.....	4821		12/96	164.3	158.5	154.6	4.5	-2.5
Rail transportation.....	48211		12/96	164.3	158.5	154.6	4.5	-2.5
Line-haul railroads.....	482111		12/84	183.3	176.8	172.4	4.4	-2.5
Primary services.....		482111-P	12/84	183.3	176.8	172.4	4.4	-2.5
Rail transportation, freight (Carload).....		482111-1	12/96	167.7	163.0	159.1	5.3	-2.4
Rail transportation, freight (Intermodal).....		482111-2	12/96	156.0	140.3	134.7	-2.0	-4.0
Rail transportation, passenger.....		482111-3	12/96	135.0	136.1	136.1	3.3	0.0
Coach service class.....		482111-306	06/05	120.5	121.9	121.9	3.9	0.0
All other service classes.....		482111-307	06/05	116.4	117.0	117.0	2.5	0.0
Water transportation.....	483		12/03	133.7	132.7	129.5	11.3	-2.4
Deep sea freight transportation.....	483111		06/88	281.1	275.1	275.1	18.9	0.0
Primary services.....		483111-P	06/88	287.2	281.0	281.0	18.9	0.0
Deep sea freight transportation.....		483111-5	06/88	287.2	281.0	281.0	18.9	0.0
Coastal and Great Lakes freight transport.....	483113		12/03	143.7	146.7	139.8	3.2	-4.7
Primary services.....		483113-P	12/03	143.3	144.9	137.8	2.2	-4.9
Coastal and intercoastal freight transportation.....		483113-1	12/03	140.0	142.4	135.6	-0.2	-4.8
Great Lakes - St. Lawrence Seaway freight transportation.....		483113-2	12/91	157.8	155.3	153.9	7.2	-0.9
Coastal and intercoastal towing transportation.....		483113-3	12/03	164.3	164.1	152.5	9.9	-7.1
Other receipts.....		483113-SM	12/03	125.7	159.2	159.7	27.8	0.3
Inland water transportation.....	4832		12/03	179.7	174.8	168.6	9.8	-3.5
Inland water transportation.....	48321		12/03	179.7	174.8	168.6	9.8	-3.5
Inland water freight transportation.....	483211		12/90	228.0	221.8	213.9	9.9	-3.6
Primary services.....		483211-P	12/90	227.0	220.5	212.1	10.0	-3.8
Inland waterways freight transportation (except towing).....		483211-1	12/03	186.8	180.3	172.1	11.0	-4.5
Inland waterways towing transportation.....		483211-2	12/03	149.1	149.1	149.1	6.2	0.0
Other receipts.....		483211-SM	12/03	190.7	-	190.7	6.6	-
Truck transportation.....	484		12/03	126.6	120.7	117.8	0.0	-2.4
General freight trucking.....	4841		12/03	127.6	120.6	117.1	-1.8	-2.9
General freight trucking, local.....	48411		12/03	134.0	126.5	123.0	-0.5	-2.8
General freight trucking, local.....	484110		12/03	134.0	126.5	123.0	-0.5	-2.8
Primary services.....		484110-P	06/93	149.8	140.3	135.9	-1.9	-3.1
General freight trucking, local.....		484110-1	06/93	149.8	140.3	135.9	-1.9	-3.1
Other receipts.....		484110-SM	12/03	127.3	127.3	127.3	10.9	0.0
General freight trucking, long-distance.....	48412		12/03	126.2	119.3	115.8	-2.2	-2.9
General freight trucking, long-distance, TL.....	484121		12/03	124.0	117.7	113.7	-1.8	-3.4
Primary services.....		484121-P	06/92	140.2	133.7	129.1	-1.7	-3.4
General freight trucking, long-distance, truckload.....		484121-2	06/92	140.2	133.7	129.1	-1.7	-3.4
Other receipts.....		484121-SM	12/03	151.8	131.0	127.8	-5.3	-2.4
General freight trucking, long-distance, LTL.....	484122		12/03	130.7	122.6	120.2	-3.1	-2.0
Primary services.....		484122-P	06/92	220.6	206.5	202.4	-3.3	-2.0
General freight trucking, long-distance, less than truckload.....		484122-1	06/92	220.6	206.5	202.4	-3.3	-2.0
Other receipts.....		484122-SM	12/03	131.9	127.1	125.7	0.0	-1.1
Specialized freight trucking.....	4842		12/03	124.5	121.4	120.0	4.7	-1.2

See footnotes at end of table.

Table 5. Producer price indexes for the net output of selected industries and their products, not seasonally adjusted — Continued

Industry and product ¹	Industry code	Product code	Index base	Index			Percent change to Dec. 2008 from:	
				Aug. 2008 ²	Nov. 2008 ²	Dec. 2008 ²	Dec. 2007	Nov. 2008
Used household and office goods moving.....	48421		12/03	113.5	113.0	112.2	2.4	-0.7
Used household and office goods moving.....	484210		12/03	113.4	112.9	112.1	2.3	-0.7
Primary services.....		484210-P	12/03	115.0	114.7	113.9	3.4	-0.7
Used household and office goods moving, except local.....		484210-2	06/92	171.5	170.4	168.7	3.9	-1.0
Used household and office goods moving, local.....		484210-4	12/03	108.4	108.9	108.9	2.0	0.0
Other receipts.....		484210-SM	12/03	112.9	112.0	111.2	0.0	-0.7
Specialized frgt (exc used) trucking, local.....	48422		12/03	128.6	127.6	125.4	9.1	-1.7
Other specialized trucking, local.....	484220		12/03	128.6	127.6	125.4	9.1	-1.7
Primary services.....		484220-P	06/93	159.0	157.6	154.7	9.9	-1.8
Specialized freight (except used goods) trucking, local.....		484220-3	06/93	159.0	157.6	154.7	9.9	-1.8
Other receipts.....		484220-SM	12/03	107.0	107.0	-	-	-
Specialized frgt (exc used) trucking, ldist.....	48423		12/03	127.5	120.2	119.3	1.2	-0.7
Other specialized trucking, long-distance.....	484230		12/03	127.5	120.2	119.3	1.2	-0.7
Primary services.....		484230-P	06/01	129.5	122.4	121.9	1.7	-0.4
Specialized freight (except used goods) trucking, long-distance.....		484230-6	06/01	129.5	122.4	121.9	1.7	-0.4
Other receipts.....		484230-SM	12/03	133.4	121.8	117.5	-3.5	-3.5
Pipeline transportation of crude oil.....	4861		12/03	140.9	140.9	140.9	8.6	0.0
Pipeline transportation of crude oil.....	48611		12/03	140.9	140.9	140.9	8.6	0.0
Pipeline transportation of crude oil.....	486110		06/86	156.1	156.1	156.1	8.6	0.0
Primary services.....		486110-P	06/86	155.7	155.7	155.7	8.7	0.0
Pipeline transportation of crude oil.....		486110-3	06/86	151.1	151.1	151.1	8.7	0.0
Trans-Alaskan Pipeline System transportation.....		486110-311	06/86	130.8	130.8	130.8	-0.8	0.0
Pipeline transportation of crude petroleum, except on the TAPS.....		486110-312	06/86	178.8	178.8	178.8	12.7	0.0
Other receipts.....		486110-SM	06/86	158.1	158.1	158.1	6.0	0.0
Other pipeline transportation.....	4869		12/03	123.9	123.9	124.5	5.1	0.5
Pipeline trans of ref petroleum products.....	48691		12/03	123.9	123.9	124.5	5.1	0.5
Refined petroleum product pipeline transport.....	486910		06/86	141.8	141.8	142.4	5.0	0.4
Primary services.....		486910-P	06/86	142.0	142.0	142.7	5.0	0.5
Pipeline transportation of refined petroleum products.....		486910-1	06/86	144.1	144.1	144.7	5.0	0.4
Transportation support activities.....	488		12/03	113.1	110.4	110.1	0.7	-0.3
Air transportation support activities.....	4881		12/96	146.8	144.7	144.0	0.9	-0.5
Airport operations.....	48811		12/03	113.5	113.1	113.1	2.0	0.0
Other airport operations.....	488119		12/03	113.5	113.1	113.1	2.0	0.0
Primary services.....		488119-P	06/92	158.1	157.1	157.1	1.9	0.0
Lease space for concessions.....		488119-1	06/92	155.6	157.9	158.1	5.8	0.1
Other airport services.....		488119-4	06/07	104.2	103.4	103.4	1.7	0.0
Other receipts.....		488119-SM	06/92	168.2	168.3	168.2	2.0	-0.1
Other air transportation support activities.....	48819		12/03	118.2	115.3	114.2	-0.1	-1.0
Other support activities for air transport.....	488190		12/03	118.2	115.3	114.2	-0.1	-1.0
Primary services.....		488190-P	06/92	150.1	146.9	145.7	-0.2	-0.8
Other air transportation support activities.....		488190-5	06/07	104.2	102.0	101.2	-0.2	-0.8
Other receipts.....		488190-SM	06/92	155.6	146.6	144.0	0.8	-1.8
Water transportation support activities.....	4883		12/03	118.6	118.4	117.7	3.0	-0.6
Port and harbor operations.....	48831		12/03	117.4	117.8	116.9	0.8	-0.8
Port and harbor operations.....	488310		12/03	117.4	117.8	116.9	0.8	-0.8
Primary services.....		488310-P	12/03	118.5	118.8	117.9	0.8	-0.8
Port and harbor services.....		488310-1	12/03	118.5	118.8	117.9	0.8	-0.8
Marine cargo handling.....	48832		12/03	110.3	111.5	111.3	1.6	-0.2
Marine cargo handling.....	488320		12/91	124.3	125.6	125.3	1.5	-0.2
Primary services.....		488320-P	12/91	124.5	126.0	125.7	1.5	-0.2
Movement of containers.....		488320-8	12/98	110.9	111.9	111.6	1.4	-0.3
Other marine cargo handling.....		488320-9	12/98	117.6	119.7	119.3	1.7	-0.3
Other receipts.....		488320-SM	12/91	135.1	134.2	135.1	2.5	0.7
Navigational services to shipping.....	48833		12/03	140.7	136.6	134.8	7.6	-1.3
Navigational services to shipping.....	488330		12/92	184.6	179.3	176.8	7.5	-1.4
Primary services.....		488330-P	12/92	186.7	182.2	179.8	8.1	-1.3
Vessel docking and undocking services.....		488330-3	12/92	165.8	168.5	166.9	11.9	-0.9
Other tugging and towing services.....		488330-4	12/92	230.3	210.0	205.9	1.9	-2.0
Other receipts.....		488330-SM	12/92	173.8	152.4	148.8	-1.9	-2.4
Freight transportation arrangement.....	4885		12/96	104.0	99.9	100.0	-0.3	0.1

See footnotes at end of table.

Table 5. Producer price indexes for the net output of selected industries and their products, not seasonally adjusted — Continued

Industry and product ¹	Industry code	Product code	Index base	Index			Percent change to Dec. 2008 from:	
				Aug. 2008 ²	Nov. 2008 ²	Dec. 2008 ²	Dec. 2007	Nov. 2008
Freight transportation arrangement.....	48851		12/96	104.0	99.9	100.0	-0.3	0.1
Freight transportation arrangement.....	488510		12/94	106.1	102.0	102.0	-0.3	0.0
Primary services.....		488510-P	12/94	105.9	101.8	101.9	-0.2	0.1
Freight forwarding.....		488510-1	12/94	100.7	94.8	95.6	-5.3	0.8
Arrangement of freight and cargo n.e.c.....		488510-2	12/94	110.8	108.4	107.8	4.5	-0.6
Postal service.....	491		06/89	180.5	180.5	180.5	2.8	0.0
Postal service.....	4911		06/89	180.5	180.5	180.5	2.8	0.0
Postal service.....	49111		06/89	180.5	180.5	180.5	2.8	0.0
Postal service.....	491110		06/89	180.5	180.5	180.5	2.8	0.0
Primary services.....		491110-P	06/89	180.5	180.5	180.5	2.8	0.0
First class mail.....		491110-1	06/89	164.4	164.4	164.4	3.1	0.0
Letter mail.....		491110-111	06/89	157.1	157.1	157.1	2.7	0.0
Post cards.....		491110-112	06/89	180.2	180.2	180.2	3.3	0.0
Priority mail.....		491110-113	06/89	218.0	218.0	218.0	5.5	0.0
Periodicals (second class mail).....		491110-2	06/89	221.3	221.3	221.3	3.0	0.0
In county mail.....		491110-211	06/89	165.1	165.1	165.1	2.5	0.0
Regular rate mail.....		491110-212	06/89	225.5	225.5	225.5	3.0	0.0
Nonprofit rate mail.....		491110-213	06/89	219.2	219.2	219.2	3.5	0.0
Classroom rate mail.....		491110-214	06/89	149.6	149.6	149.6	2.9	0.0
Periodical mailing fees.....		491110-299	06/89	122.7	122.7	122.7	5.2	0.0
Standard class A (third class mail).....		491110-3	06/89	214.6	214.6	214.6	2.4	0.0
Regular bulk mail.....		491110-312	06/89	217.0	217.0	217.0	2.6	0.0
Nonprofit bulk mail.....		491110-313	06/89	192.5	192.5	192.5	1.6	0.0
Standard class A mailing fees.....		491110-399	06/89	300.0	300.0	300.0	2.8	0.0
Standard class B (fourth class mail).....		491110-4	06/89	204.7	204.7	204.7	3.0	0.0
Parcel post.....		491110-411	06/89	231.9	231.9	231.9	3.5	0.0
Bound printed matter.....		491110-412	06/89	153.2	153.2	153.2	0.7	0.0
Special rate mail.....		491110-413	06/89	180.8	180.8	180.8	4.3	0.0
Library rate mail.....		491110-414	06/89	265.4	265.4	265.4	4.7	0.0
International mail.....		491110-5	06/89	148.8	148.8	148.8	1.9	0.0
International air mail.....		491110-511	06/89	126.9	126.9	126.9	1.7	0.0
International surface mail.....		491110-512	06/89	295.1	295.1	295.1	2.8	0.0
Special services and fees.....		491110-6	06/89	209.5	209.5	209.5	2.5	0.0
Special services.....		491110-611	06/89	214.1	214.1	214.1	2.5	0.0
Domestic mail fees.....		491110-612	06/89	183.3	183.3	183.3	2.5	0.0
Other services and fees.....		491110-613	06/89	209.8	209.8	209.8	2.2	0.0
Express mail.....		491110-912	06/89	191.5	191.5	191.5	3.3	0.0
Couriers and messengers.....	492		12/03	148.2	144.0	136.4	1.6	-5.3
Couriers.....	4921		12/03	150.9	146.4	138.3	1.3	-5.5
Couriers.....	49211		12/03	150.9	146.4	138.3	1.3	-5.5
Couriers.....	492110		12/03	150.9	146.4	138.3	1.3	-5.5
Primary services.....		492110-P	12/03	151.1	146.6	138.5	1.4	-5.5
Standard courier services.....		492110-1	12/92	210.4	206.7	203.8	1.4	-1.4
Expedited courier services.....		492110-2	12/87	241.0	230.4	206.5	1.3	-10.4
Domestic expedited courier services.....		492110-201	12/98	210.6	201.2	180.2	1.1	-10.4
International expedited courier services.....		492110-202	12/98	208.4	199.4	179.3	2.1	-10.1
Other receipts.....		492110-SM	12/03	131.2	-	120.4	1.2	-
Local messengers and local delivery.....	4922		12/03	114.1	115.1	114.4	6.0	-0.6
Local messengers and local delivery.....	49221		12/03	114.1	115.1	114.4	6.0	-0.6
Local messengers and local delivery.....	492210		12/03	114.1	115.0	114.4	6.0	-0.5
Primary services.....		492210-P	12/92	147.6	148.8	147.9	6.2	-0.6
Local messengers and local delivery services.....		492210-1	12/92	147.6	148.8	147.9	6.2	-0.6
Warehousing and storage.....	493		12/06	107.3	107.9	107.7	3.6	-0.2
Warehousing and storage.....	4931		12/06	107.3	107.9	107.7	3.6	-0.2
General warehousing and storage.....	49311		12/03	112.7	112.9	112.9	3.2	0.0
General warehousing and storage.....	493110		12/03	112.8	112.9	112.9	3.2	0.0
Primary services.....		493110-P	06/93	123.7	123.8	123.8	2.9	0.0
General warehousing and storage.....		493110-1	06/93	123.7	123.8	123.8	2.9	0.0
Other receipts.....		493110-SM	12/03	123.9	-	-	-	-
Refrigerated warehousing and storage.....	49312		12/03	107.4	109.7	109.1	4.5	-0.5
Refrigerated warehousing and storage.....	493120		12/91	118.0	120.5	119.9	4.5	-0.5
Primary services.....		493120-P	12/91	118.3	121.1	120.4	4.9	-0.6
Warehousing and storage of refrigerated goods.....		493120-2	12/91	118.4	121.2	120.5	4.8	-0.6
Other receipts.....		493120-SM	12/91	117.3	-	-	-	-

See footnotes at end of table.

Table 5. Producer price indexes for the net output of selected industries and their products, not seasonally adjusted — Continued

Industry and product ¹	Industry code	Product code	Index base	Index			Percent change to Dec. 2008 from:	
				Aug. 2008 ²	Nov. 2008 ²	Dec. 2008 ²	Dec. 2007	Nov. 2008
Farm product warehousing and storage.....	49313		12/03	110.7	110.7	110.7	6.5	0.0
Farm product warehousing and storage.....	493130		12/92	128.7	128.7	128.7	6.5	0.0
Primary services.....		493130-P	12/92	122.0	122.9	122.9	1.4	0.0
Warehousing and storage of cotton, wool, and mohair.....		493130-3	12/92	111.8	112.5	112.5	0.6	0.0
Warehousing and storage of other farm products.....		493130-4	06/00	114.6	115.5	115.5	1.9	0.0
Publishing industries, except Internet.....	511		12/03	111.1	111.0	110.7	2.0	-0.3
Newspaper, book, and directory publishers.....	5111		12/03	115.3	115.4	115.5	2.6	0.1
Newspaper publishers.....	51111		12/79	459.4	461.7	461.8	1.8	0.0
Newspaper publishers.....	511110		12/79	459.5	461.8	461.9	1.8	0.0
Primary services.....		511110-P	12/79	470.1	472.6	472.7	1.9	0.0
Daily and Sunday newspaper subscriptions and single copy sales.....		511110-1	12/79	320.3	323.2	324.9	3.1	0.5
Daily and Sunday newspaper advertising sales.....		511110-2	12/79	527.1	529.1	528.9	1.7	0.0
Weekly and other newspaper subscriptions and single copy sales.....		511110-3	06/99	117.2	117.2	117.2	0.2	0.0
Weekly and other newspaper advertising sales.....		511110-4	06/99	132.8	134.1	133.4	1.0	-0.5
Other receipts.....		511110-SM	12/79	280.8	281.1	280.9	1.1	-0.1
Periodical publishers.....	51112		12/79	384.1	380.1	380.8	2.7	0.2
Periodical publishers.....	511120		12/79	384.1	380.1	380.8	2.7	0.2
Primary services.....		511120-P	12/79	399.9	395.6	396.3	2.7	0.2
General and consumer periodicals, subscriptions and single copy sales.....		511120-A	12/06	100.6	100.7	101.0	0.3	0.3
Specialized business and prof periodicals, subscriptions and single copy sales.....		511120-3	12/79	445.3	445.3	445.3	5.6	0.0
Specialized business and prof periodicals, advertising.....		511120-4	12/79	432.3	432.3	432.3	4.1	0.0
General and consumer periodicals, advertising.....		511120-6	12/79	552.5	537.9	539.2	3.1	0.2
Other periodicals, including advertising periodicals, nec.....		511120-9	12/79	257.3	257.3	257.3	1.6	0.0
Other receipts.....		511120-SM	12/79	285.0	285.0	285.0	2.8	0.0
Book publishers.....	51113		12/84	252.4	255.0	255.1	4.8	0.0
Book publishers.....	511130		12/80	343.7	347.2	347.4	4.8	0.1
Primary services.....		511130-P	12/80	345.9	349.7	349.9	4.3	0.1
Mass market rack-size book publishing.....		511130-A	12/80	241.4	241.4	241.4	0.0	0.0
Adult trade and juvenile book publishing.....		511130-D	06/88	162.9	163.2	163.2	0.4	0.0
Adult trade book publishing.....		511130-D4	12/80	204.9	205.3	205.4	0.5	0.0
Juvenile book publishing.....		511130-D5	12/80	239.5	239.5	239.5	0.0	0.0
Textbook publishing, including teachers' editions.....		511130-1	12/80	575.1	587.0	587.6	6.3	0.1
College textbooks.....		511130-1C	12/80	599.3	620.5	620.2	10.3	0.0
Other textbooks.....		511130-1D	12/02	130.0	131.8	132.0	4.5	0.2
Technical, scientific, and professional book publishing.....		511130-3	12/80	368.3	371.7	371.6	7.9	0.0
Religious book publishing.....		511130-4	12/80	213.3	213.4	213.4	0.9	0.0
General reference book publishing.....		511130-7	12/80	200.1	201.3	201.3	-0.6	0.0
Other book publishing, excluding pamphlets.....		511130-8	04/81	245.9	247.3	247.1	1.9	-0.1
Pamphlet publishing (5 to 48 pages).....		511130-9	12/80	215.5	215.5	215.5	0.0	0.0
Other receipts.....		511130-SM	12/80	321.5	321.7	321.7	10.5	0.0
Directory and mailing list publishers.....	51114		12/03	111.1	111.0	111.3	2.1	0.3
Directory and mailing list publishers.....	511140		12/03	111.1	111.0	111.3	2.1	0.3
Primary services.....		511140-P	12/03	111.0	110.8	111.2	2.0	0.4
Telephone directory publishing.....		511140-1	09/84	264.6	263.9	264.0	0.3	0.0
Catalog and directory (except telephone directory) publishing.....		511140-2	06/84	238.7	238.7	247.0	9.5	3.5
Business service publication publishing, excluding directories and newsletters.....		511140-3	06/84	278.8	278.8	278.8	3.5	0.0
Other directory and mailing list publishing.....		511140-4	12/03	107.2	107.2	107.2	3.2	0.0
Other publishers.....	51119		12/03	108.8	108.9	108.9	0.1	0.0
Greeting card publishers.....	511191		12/85	193.8	193.8	193.8	-0.4	0.0
Primary services.....		511191-P	12/85	214.0	214.1	214.1	-0.4	0.0
Greeting card publishing.....		511191-3	12/85	216.2	216.2	216.2	-0.5	0.0
Other receipts.....		511191-SM	12/85	134.7	134.7	134.7	0.0	0.0
All other publishers.....	511199		12/03	116.4	116.4	116.4	1.1	0.0
Primary services.....		511199-P	12/03	117.3	117.3	117.3	1.3	0.0
Other miscellaneous publishing.....		511199-5	12/03	113.7	113.7	113.7	1.2	0.0
Calendar, yearbook, and other miscellaneous publishing.....		511199-5399	12/03	121.1	121.1	121.1	1.4	0.0
Other receipts.....		511199-SM	12/03	109.7	109.7	109.7	0.4	0.0
Software publishers.....	5112		12/03	101.7	101.3	100.3	1.0	-1.0
Software publishers.....	51121		12/03	101.7	101.3	100.3	1.0	-1.0

See footnotes at end of table.

Table 5. Producer price indexes for the net output of selected industries and their products, not seasonally adjusted — Continued

Industry and product ¹	Industry code	Product code	Index base	Index			Percent change to Dec. 2008 from:	
				Aug. 2008 ²	Nov. 2008 ²	Dec. 2008 ²	Dec. 2007	Nov. 2008
Software publishers.....	511210		12/97	96.1	95.7	94.8	1.1	-0.9
Primary services.....		511210-P	12/97	95.8	95.9	95.1	1.7	-0.8
Software publishing, except games.....		511210-5	06/06	102.0	101.9	100.9	1.7	-1.0
Application software publishing.....		511210-502	12/97	97.1	96.8	97.1	1.1	0.3
Desktop and portable device application software publishing.....		511210-50201	06/06	99.9	99.9	99.4	-0.2	-0.5
Other application software publishing.....		511210-50202	06/06	103.5	102.9	104.1	2.4	1.2
Technical support, training, and other services related to software publishing.....		511210-503	12/97	143.9	143.9	143.9	1.6	0.0
Game software publishing.....		511210-6	12/97	30.6	32.2	35.3	4.1	9.6
Other receipts.....		511210-SM	12/97	84.8	77.3	73.4	-11.9	-5.0
Broadcasting, except Internet.....	515		12/03	105.5	110.6	109.1	5.3	-1.4
Radio and television broadcasting.....	5151		06/01	99.0	107.3	100.1	-0.9	-6.7
Radio broadcasting.....	51511		12/03	104.7	103.1	103.4	-1.5	0.3
Radio networks.....	515111		12/03	104.0	104.0	104.0	0.1	0.0
Primary services.....		515111-P	12/03	104.0	104.0	104.0	0.1	0.0
Radio network and national syndication time sales and other services.....		515111-1	12/95	148.3	148.3	148.3	0.1	0.0
Radio stations.....	515112		06/88	191.1	187.8	188.4	-1.8	0.3
Primary services.....		515112-P	06/88	196.7	193.0	193.6	-2.0	0.3
Radio station time sales.....		515112-1	06/88	196.9	193.0	193.7	-2.0	0.4
Local radio station time sales.....		515112-101	12/95	150.9	147.7	148.2	-1.7	0.3
National and regional radio station time sales.....		515112-102	12/95	124.5	123.1	123.5	-3.5	0.3
Other receipts.....		515112-SM	12/03	105.5	-	105.5	0.0	-
Television broadcasting.....	51512		12/03	93.4	107.1	95.8	-0.5	-10.6
Television broadcasting.....	515120		06/01	94.6	106.9	96.8	-0.4	-9.4
Primary services.....		515120-P	06/01	87.4	100.2	89.6	-0.6	-10.6
Television advertising sales.....		515120-3	06/08	96.0	110.8	98.6	-	-11.0
Network compensation and other television broadcasting services.....		515120-4	06/08	100.0	100.0	100.0	-	0.0
Other receipts.....		515120-SM	06/01	83.3	83.3	83.3	0.0	0.0
Cable networks.....	5152		12/03	111.7	114.8	116.8	8.8	1.7
Cable networks.....	51521		12/03	111.7	114.8	116.8	8.8	1.7
Cable and other subscription programming.....	515210		12/03	111.7	114.9	116.8	8.8	1.7
Primary services.....		515210-P	12/03	112.3	115.7	117.8	9.4	1.8
Cable network advertising services.....		515210-1	06/93	186.0	197.4	204.4	16.1	3.5
Cable network affiliate services.....		515210-2	06/93	159.1	159.1	159.1	3.0	0.0
Telecommunications.....	517		12/03	101.5	100.5	100.9	0.2	0.4
Wired telecommunications carriers.....	5171		06/99	91.0	91.1	91.2	1.4	0.1
Wired telecommunications carriers.....	51711		12/03	104.9	105.1	105.2	1.4	0.1
Wired telecommunications carriers.....	517110		12/03	104.9	105.1	105.2	1.4	0.1
Primary products.....		517110-P	12/03	104.9	105.1	105.2	1.4	0.1
Local service, except private lines.....		517110-1	12/03	104.0	104.2	104.2	0.4	0.0
Residence local service.....		517110-111	12/03	106.4	106.7	106.7	0.7	0.0
Business local service.....		517110-112	12/03	101.7	101.7	101.7	0.0	0.0
Coin local service.....		517110-113	12/03	99.4	99.4	99.4	0.0	0.0
Other local service.....		517110-114	12/03	102.7	102.7	102.7	0.0	0.0
Public switched toll service.....		517110-2	12/03	108.9	109.0	109.3	3.9	0.3
Residence switched toll service.....		517110-21	12/03	132.8	134.9	134.8	8.7	-0.1
Intrastate residence switched toll service.....		517110-211	12/03	111.2	112.2	112.1	4.2	-0.1
Interstate residence switched toll service.....		517110-212	12/03	162.5	166.4	166.7	15.3	0.2
International residence switched toll service.....		517110-213	12/03	110.2	108.4	107.2	-11.3	-1.1
Business switched toll service.....		517110-22	12/03	79.5	77.3	77.9	-3.3	0.8
Business switched access toll service.....		517110-221	12/03	76.3	74.9	75.1	-3.8	0.3
Outbound business switched access toll service.....		517110-2211	12/03	74.4	73.4	73.1	-1.7	-0.4
Intrastate business switched access toll service, outbound.....		517110-22111	12/03	93.2	92.9	92.8	-0.2	-0.1
Interstate business switched access toll service, outbound.....		517110-22112	12/03	44.4	42.9	42.7	-5.7	-0.5
International business switched access toll service, outbound.....		517110-22113	12/03	45.6	46.6	45.7	6.3	-1.9
Inbound business switched access toll service.....		517110-2212	12/03	79.0	76.9	77.9	-6.8	1.3
Intrastate business switched access toll service, inbound.....		517110-22121	12/03	92.9	92.4	92.4	-1.0	0.0
Interstate business switched access toll service, inbound.....		517110-22122	12/03	59.4	55.8	57.8	-17.5	3.6
International business switched access toll service, inbound.....		517110-22123	12/03	74.2	75.9	74.9	21.4	-1.3

See footnotes at end of table.

Table 5. Producer price indexes for the net output of selected industries and their products, not seasonally adjusted — Continued

Industry and product ¹	Industry code	Product code	Index base	Index			Percent change to Dec. 2008 from:	
				Aug. 2008 ²	Nov. 2008 ²	Dec. 2008 ²	Dec. 2007	Nov. 2008
Wired telecommunications carriers - Continued								
Business special access switched toll service, except private lines.....		517110-222	12/03	86.0	82.2	83.7	-2.4	1.8
Outbound business special access switched toll service.....		517110-2221	12/03	84.3	79.0	81.3	-2.0	2.9
Intrastate business special access switched toll service, outbound.....		517110-22211	12/03	63.9	62.6	62.1	1.1	-0.8
Interstate business special access switched toll service, outbound.....		517110-22212	12/03	76.3	70.4	73.5	-3.2	4.4
International business special access switched toll service, outbound.....		517110-22213	12/03	101.6	101.3	98.7	4.6	-2.6
Inbound business special access switched toll service.....		517110-2222	12/03	90.0	90.5	89.6	-3.3	-1.0
Intrastate business special access switched toll service, inbound.....		517110-22221	12/03	81.1	79.3	78.7	-7.8	-0.8
Interstate business special access switched toll service, inbound.....		517110-22222	12/03	75.6	77.0	76.1	-1.2	-1.2
International business special access switched toll service, inbound.....		517110-22223	12/03	51.6	51.1	50.4	-10.8	-1.4
Other toll service.....		517110-29	12/03	66.5	66.4	66.2	-4.1	-0.3
Private line service.....		517110-3	12/03	102.3	102.3	102.3	0.0	0.0
Intrastate private line service.....		517110-31	12/03	107.2	107.2	107.2	0.0	0.0
Other telephone services.....		517110-9	12/03	101.7	101.7	103.2	1.4	1.5
Wireless telecommunications carriers.....	5172		12/03	76.4	72.1	73.3	-5.9	1.7
Wireless telecommunications carriers.....	51721		12/03	76.4	72.1	73.3	-5.9	1.7
Paging.....	517211		12/03	90.5	90.4	90.5	-0.1	0.1
Primary services.....		517211-P	06/99	95.0	94.9	95.0	-0.1	0.1
Paging.....		517211-1	06/99	95.0	94.9	95.0	-0.1	0.1
Cellular and other wireless carriers.....	517212		06/99	70.2	66.1	67.2	-6.1	1.7
Primary services.....		517212-P	06/99	69.4	65.3	66.4	-6.2	1.7
Cellular and other wireless telecommunications.....		517212-1	06/99	69.4	65.3	66.4	-6.2	1.7
Cable and other program distribution.....	5175		12/03	116.7	117.1	117.2	2.4	0.1
Cable and other program distribution.....	51751		12/03	116.7	117.1	117.2	2.4	0.1
Cable and other program distribution.....	517510		12/03	116.7	117.1	117.2	2.4	0.1
Primary services.....		517510-P	12/03	118.1	118.5	118.6	3.0	0.1
Cable and satellite subscriber services.....		517510-1	06/93	158.9	159.5	159.6	3.4	0.1
Local cable system advertising services.....		517510-2	06/93	157.0	157.0	157.0	-2.8	0.0
Other receipts.....		517510-SM	12/03	107.3	107.3	107.3	-1.7	0.0
ISPs and Web search portals.....	5181		06/04	73.6	73.5	73.5	1.1	0.0
ISPs and Web search portals.....	51811		06/04	73.6	73.5	73.5	1.1	0.0
Internet service providers.....	518111		06/04	71.6	71.5	71.5	1.6	0.0
Primary services.....		518111-P	06/04	67.0	66.9	66.9	1.7	0.0
Dial-up and asymmetric DSL Internet access.....		518111-1	06/04	60.7	60.8	60.8	5.4	0.0
Leased line and symmetric DSL Internet access.....		518111-2	06/04	75.4	75.2	75.1	-3.0	-0.1
Other Internet access and related services.....		518111-3	06/04	87.8	87.1	87.1	-1.2	0.0
Other receipts.....		518111-SM	06/04	97.2	97.4	97.4	0.7	0.0
Web search portals.....	518112		06/04	95.1	95.1	95.0	-0.8	-0.1
Primary services.....		518112-P	06/04	100.5	100.4	100.4	2.3	0.0
Web search portal services.....		518112-1	06/04	100.5	100.4	100.4	2.3	0.0
Data processing and related services.....	5182		12/03	101.0	101.1	100.9	0.5	-0.2
Data processing and related services.....	51821		12/03	101.0	101.1	100.9	0.5	-0.2
Data processing and related services.....	518210		12/00	104.3	104.4	104.1	0.5	-0.3
Primary services.....		518210-P	12/00	105.2	105.3	105.0	0.8	-0.3
Business process management services.....		518210-1	12/00	108.4	108.0	106.8	1.1	-1.1
Data management and storage, information transformation and other services.....		518210-4	12/00	105.4	105.4	105.8	0.3	0.4
Hosting, ASP and other IT infrastructure provisioning services.....		518210-5	12/06	100.1	100.9	100.8	0.7	-0.1
Other receipts.....		518210-SM	12/00	100.3	100.3	100.3	0.0	0.0
Depository credit intermediation.....	5221		12/03	100.8	105.6	99.2	-7.8	-6.1
Commercial banking.....	52211		12/03	100.8	106.0	99.1	-8.3	-6.5
Commercial banking.....	522110		12/03	100.8	106.0	99.1	-8.3	-6.5
Primary services.....		522110-P	12/03	100.8	106.0	99.1	-8.3	-6.5
Loan services.....		522110-1	12/03	82.0	95.8	97.8	-2.1	2.1
Residential real estate loans, except home equity.....		522110-101	12/03	55.8	59.8	72.0	29.5	20.4
Nonresidential real estate loans.....		522110-102	12/03	106.3	139.5	135.7	33.7	-2.7
Home equity loans.....		522110-103	12/03	70.8	72.6	71.6	-48.0	-1.4

See footnotes at end of table.

Table 5. Producer price indexes for the net output of selected industries and their products, not seasonally adjusted — Continued

Industry and product ¹	Industry code	Product code	Index base	Index			Percent change to Dec. 2008 from:	
				Aug. 2008 ²	Nov. 2008 ²	Dec. 2008 ²	Dec. 2007	Nov. 2008
Commercial banking - Continued								
Commercial, industrial, and agricultural loans, except real estate.....		522110-105	12/03	69.9	85.1	80.5	-34.6	-5.4
New and used auto and truck loans.....		522110-106	12/03	106.9	116.2	125.0	55.1	7.6
Credit cards, overdraft credit, and related plans.....		522110-107	12/03	103.3	106.1	107.1	-5.5	0.9
Other loan services.....		522110-108	12/03	80.6	81.9	88.1	4.8	7.6
Deposit services.....		522110-2	12/03	119.4	117.1	100.1	-15.7	-14.5
Trust services.....		522110-3	12/03	114.1	118.6	115.6	4.8	-2.5
Other banking services.....		522110-4	12/03	107.4	107.3	107.8	1.4	0.5
Savings institutions.....	52212		12/03	102.0	103.8	100.1	-5.1	-3.6
Savings institutions.....	522120		12/03	102.0	103.8	100.1	-5.1	-3.6
Primary services.....		522120-P	12/03	102.2	104.0	100.3	-5.0	-3.6
Loan services.....		522120-1	12/03	54.4	60.2	70.6	18.3	17.3
Residential real estate loans, except home equity.....		522120-101	12/03	58.2	57.1	74.7	38.3	30.8
Nonresidential real estate loans.....		522120-102	12/03	64.4	78.0	88.3	13.1	13.2
Home equity loans.....		522120-103	12/03	86.2	96.4	84.9	-9.6	-11.9
Commercial, industrial, and agricultural loans, except real estate.....		522120-105	12/03	72.2	93.9	100.7	-9.8	7.2
New and used auto and truck loans.....		522120-106	12/03	67.3	76.3	80.1	57.7	5.0
Other loan services.....		522120-108	12/03	78.1	77.3	95.2	20.5	23.2
Deposit services.....		522120-2	12/03	162.7	159.4	137.1	-16.3	-14.0
Other banking services.....		522120-3	12/03	136.7	136.5	136.4	-1.2	-0.1
Security, commodity contracts and like activity.....	523		12/03	120.2	115.1	112.3	-8.7	-2.4
Scrty and comdty contracts intermed and brokerage.....	5231		06/00	94.8	93.2	91.2	-4.4	-2.1
Investment banking & securities dealing.....	52311		12/03	126.2	129.6	127.0	5.5	-2.0
Investment banking and securities dealing.....	523110		12/03	125.7	129.1	126.5	5.2	-2.0
Primary services.....		523110-P	12/03	131.6	135.8	132.6	7.2	-2.4
Dealer transactions.....		523110-2	06/00	89.2	98.4	99.2	30.5	0.8
Dealer transactions, market making in over-the-counter equities.....		523110-201	06/05	125.8	150.0	152.5	7.1	1.7
Dealer transactions, debt securities and all other trading.....		523110-202	06/00	132.2	145.3	146.5	32.1	0.8
Investment banking services.....		523110-3	06/00	118.0	117.5	112.5	-7.6	-4.3
Other securities dealing services.....		523110-4	12/03	90.5	44.0	18.3	-85.8	-58.4
Securities brokerage.....	52312		12/03	104.0	97.7	95.5	-13.2	-2.3
Securities brokerage.....	523120		12/03	103.9	97.7	95.5	-13.0	-2.3
Primary services.....		523120-P	12/03	104.9	97.3	94.7	-15.4	-2.7
Brokerage services.....		523120-1	06/00	98.9	92.6	91.8	-12.2	-0.9
Brokerage services, exchange-listed equities.....		523120-101	06/00	100.7	91.4	90.2	-12.4	-1.3
Brokerage services, all other securities.....		523120-102	06/00	96.2	93.7	93.6	-11.9	-0.1
Other securities related services including margin lending and mutual fund sales.....		523120-4	06/00	80.0	73.2	69.1	-20.5	-5.6
Other receipts.....		523120-SM	12/03	97.1	97.1	-	-	-
Portfolio management.....	52392		12/03	132.2	117.2	113.0	-19.5	-3.6
Portfolio management.....	523920		06/02	130.5	115.7	111.6	-19.5	-3.5
Primary services.....		523920-P	06/02	137.7	122.1	117.8	-19.5	-3.5
Mutual fund management.....		523920-1	06/02	144.1	121.8	116.4	-25.5	-4.4
Private portfolio management.....		523920-2	06/02	132.4	120.7	117.1	-15.8	-3.0
Investment advice.....	52393		12/03	133.0	137.2	137.2	3.2	0.0
Investment advice.....	523930		12/03	132.9	137.2	137.2	3.2	0.0
Primary services.....		523930-P	06/02	138.7	143.2	143.2	3.2	0.0
Investment advice.....		523930-1	06/02	138.7	143.2	143.2	3.2	0.0
Insurance carriers and related activities.....	524		12/03	110.3	110.5	110.8	2.2	0.3
Insurance carriers.....	5241		12/03	110.4	110.6	110.9	2.3	0.3
Direct life/health/medical insurance carriers.....	52411		12/03	112.8	113.0	113.3	2.6	0.3
Direct life insurance carriers.....	524113		12/98	108.3	108.2	108.3	1.3	0.1
Primary services.....		524113-P	12/98	108.1	108.0	108.1	1.2	0.1
Life insurance policies.....		524113-1	12/98	103.8	103.6	103.7	0.7	0.1
Individual life insurance policies.....		524113-101	12/98	108.5	108.2	108.3	0.7	0.1
Term life insurance policies.....		524113-10101	12/98	109.4	109.8	109.8	1.4	0.0
Whole life insurance policies.....		524113-10102	12/98	110.9	111.0	111.3	1.2	0.3
Universal life insurance policies.....		524113-10103	12/98	107.5	106.4	106.4	-0.1	0.0
Other individual life insurance policies.....		524113-10104	12/98	106.9	108.5	108.5	0.9	0.0
Group life insurance policies.....		524113-102	12/98	94.1	94.1	94.0	0.3	-0.1
Annuities.....		524113-2	12/98	128.9	129.0	129.3	2.0	0.2

See footnotes at end of table.

Table 5. Producer price indexes for the net output of selected industries and their products, not seasonally adjusted — Continued

Industry and product ¹	Industry code	Product code	Index base	Index			Percent change to Dec. 2008 from:	
				Aug. 2008 ²	Nov. 2008 ²	Dec. 2008 ²	Dec. 2007	Nov. 2008
Direct life insurance carriers - Continued								
Variable deferred annuities.....		524113-201	12/98	143.9	144.2	144.2	2.2	0.0
Fixed-rate deferred annuities.....		524113-202	12/98	124.9	125.0	125.4	3.3	0.3
Immediate annuities.....		524113-203	12/98	115.3	115.4	116.1	-0.8	0.6
Disability insurance policies.....		524113-3	06/06	100.3	100.3	100.3	3.6	0.0
Direct health and medical insurance carriers.....	524114		12/02	130.6	131.0	131.6	3.6	0.5
Primary services.....		524114-P	12/02	131.8	132.2	132.8	3.7	0.5
Medical service plans.....		524114-1	12/02	135.3	135.7	136.4	3.8	0.5
Comprehensive medical service plans.....		524114-101	12/02	133.7	134.1	134.7	3.9	0.4
Group managed care medical service plans.....		524114-10101	12/02	132.7	132.9	132.9	3.6	0.0
Group fee-for-service medical service plans.....		524114-10102	12/02	135.5	136.4	138.5	4.7	1.5
Individual comprehensive medical service plans.....		524114-10103	12/02	181.5	181.7	181.7	3.6	0.0
Non-comprehensive medical service plans.....		524114-103	06/07	102.4	102.6	102.6	1.8	0.0
Dental service plans.....		524114-10301	12/02	115.2	115.5	115.5	0.8	0.0
Supplemental Medicare service plans.....		524114-10302	12/02	114.7	114.8	114.9	3.5	0.1
Other medical service plans.....		524114-10303	12/02	138.6	138.8	138.8	1.5	0.0
Health insurance.....		524114-2	12/02	107.6	107.7	107.7	0.3	0.0
Other direct insurance carriers.....	52412		12/98	123.7	124.1	124.4	1.5	0.2
Direct property and casualty insurers.....	524126		06/98	123.8	124.2	124.5	1.5	0.2
Primary services.....		524126-P	06/98	123.9	124.3	124.6	1.5	0.2
Private passenger auto insurance.....		524126-1	06/98	127.1	127.6	128.2	1.3	0.5
Homeowner's insurance.....		524126-2	06/98	159.5	160.5	160.5	1.8	0.0
Commercial auto insurance.....		524126-3	06/98	112.7	112.9	112.9	-0.2	0.0
Non-auto liability insurance.....		524126-4	06/98	115.1	115.0	114.9	0.3	-0.1
Medical malpractice insurance.....		524126-402	06/98	126.5	126.1	126.1	-0.7	0.0
Product and other non-auto liability insurance.....		524126-403	06/98	111.8	111.8	111.7	0.7	-0.1
Commercial multiple peril insurance.....		524126-5	06/98	110.0	110.6	111.0	0.9	0.4
Worker's compensation insurance.....		524126-6	06/98	114.2	114.4	114.4	-1.0	0.0
Other property and casualty insurance.....		524126-7	12/03	107.0	107.1	107.2	4.1	0.1
Insurance agencies and brokerages.....	52421		12/03	103.4	103.5	103.5	0.4	0.0
Insurance agencies and brokerages.....	524210		12/02	107.1	107.2	107.2	0.4	0.0
Primary services.....		524210-P	12/02	107.5	107.6	107.6	0.5	0.0
Sale of property and casualty insurance.....		524210-11	12/02	105.7	105.7	105.7	0.3	0.0
Sale of private passenger auto insurance.....		524210-111	12/02	101.1	101.1	101.2	0.1	0.1
Sale of homeowner's insurance.....		524210-112	12/02	108.0	108.0	108.1	0.2	0.1
Sale of other property and casualty insurance.....		524210-113	12/02	108.9	109.0	109.0	0.5	0.0
Sale of life insurance and annuities.....		524210-12	12/02	101.6	101.6	101.6	0.2	0.0
Sale of health insurance.....		524210-13	12/02	122.2	122.7	122.7	1.4	0.0
Sale of other insurance.....		524210-14	12/02	100.3	100.3	100.3	0.0	0.0
Other receipts.....		524210-SM	12/02	101.3	101.3	101.3	0.0	0.0
Lessors of nonres bldg (exc miniwarehouse).....	53112		12/03	112.7	110.7	111.6	1.5	0.8
Lessors of nonresidential buildings.....	531120		12/95	131.8	129.6	130.5	1.4	0.7
Primary services.....		531120-P	12/95	129.1	126.6	127.7	1.7	0.9
Lessors of shopping centers and retail stores.....		531120-1	12/95	116.4	115.1	118.0	-0.5	2.5
Leasing of open shopping centers.....		531120-104	12/02	111.5	111.5	112.8	2.5	1.2
Leasing of enclosed shopping centers.....		531120-105	12/02	107.8	103.9	109.6	-6.4	5.5
Lessors of professional and office buildings.....		531120-2	12/95	134.0	133.0	131.7	0.8	-1.0
Lessors of manufacturing and industrial buildings.....		531120-3	12/95	126.3	126.2	126.7	-0.3	0.4
Lessors of other nonresidential buildings and facilities.....		531120-7	12/02	159.6	133.8	144.3	28.7	7.8
Lessors of miniwarehouse and self storage units.....	53113		12/03	115.3	115.5	115.7	4.9	0.2
Lessors of miniwarehouses and self-storage units.....	531130		12/03	115.3	115.5	115.7	4.9	0.2
Primary services.....		531130-P	06/93	174.1	174.4	174.8	5.0	0.2
Leasing of miniwarehouses and self-storage units.....		531130-1	06/93	174.1	174.4	174.8	5.0	0.2
Other receipts.....		531130-SM	12/03	-	-	111.7	-0.3	-
Offices of real estate agents and brokers.....	5312		12/03	104.4	103.8	103.2	-6.1	-0.6
Offices of real estate agents and brokers.....	53121		12/03	104.4	103.8	103.2	-6.1	-0.6
Offices of real estate agents and brokers.....	531210		12/03	104.4	103.8	103.2	-6.1	-0.6
Primary services.....		531210-P	12/03	104.6	104.0	103.3	-5.6	-0.7
Real estate brokerage, residential property sales and rental.....		531210-1	12/95	136.6	135.5	134.5	-6.9	-0.7
Real estate brokerage, nonresidential property sales and rental including land sales and rental.....		531210-6	12/06	100.0	100.0	99.9	-0.1	-0.1
Other receipts.....		531210-SM	12/03	103.7	-	-	-	-
Real estate property managers.....	53131		12/03	109.3	109.4	108.7	2.9	-0.6
Residential property managers.....	531311		12/03	111.3	111.6	110.4	4.5	-1.1

See footnotes at end of table.

Table 5. Producer price indexes for the net output of selected industries and their products, not seasonally adjusted — Continued

Industry and product ¹	Industry code	Product code	Index base	Index			Percent change to Dec. 2008 from:	
				Aug. 2008 ²	Nov. 2008 ²	Dec. 2008 ²	Dec. 2007	Nov. 2008
Residential property managers - Continued								
Primary services.....		531311-P	12/03	111.6	112.0	110.5	3.4	-1.3
Residential property managers.....		531311-1	12/95	116.6	117.0	115.4	3.3	-1.4
Other receipts.....		531311-SM	12/03	108.0	—	—	—	—
Nonresidential property managers.....								
Primary services.....	531312	531312-P	12/03	106.2	105.9	105.9	0.5	0.0
Nonresidential property managers.....		531312-1	12/95	118.0	117.6	117.6	0.4	0.0
Offices of real estate appraisers.....								
Primary services.....	531320	531320-P	12/03	97.9	96.2	94.3	-8.9	-2.0
Offices of real estate appraisers.....		531320-1	12/95	103.7	102.7	101.3	-6.3	-1.4
Automotive equipment rental and leasing.....								
Passenger car rental and leasing.....	5321		06/01	135.0	130.1	124.1	4.2	-4.6
Passenger car rental.....	53211		12/03	125.7	119.4	115.3	3.5	-3.4
Passenger car rental.....	532111		12/91	184.6	175.4	169.4	3.6	-3.4
Primary services.....		532111-P	12/91	181.6	171.5	164.9	2.4	-3.8
Standard passenger car rental.....		532111-2	12/91	192.6	180.5	171.5	2.4	-5.0
Passenger car rental for business travel.....		532111-211	12/98	116.9	116.4	116.8	-0.9	0.3
Passenger car rental for leisure travel.....		532111-221	12/98	193.1	172.9	157.2	5.6	-9.1
Replacement passenger car rental.....		532111-3	12/91	155.5	152.1	153.6	2.1	1.0
Other receipts.....		532111-SM	12/91	230.7	230.7	230.7	13.7	0.0
Truck, utility trailer and RV rental and leasing.....								
Truck, utility trailer and RV rental and leasing.....	53212		12/03	120.3	118.8	110.8	5.2	-6.7
Truck, utility trailer and RV rental and leasing.....	532120		06/91	138.1	136.4	127.2	5.2	-6.7
Primary services.....		532120-P	06/91	134.7	133.2	123.0	5.5	-7.7
Truck rental.....		532120-1	06/91	159.7	155.5	127.4	9.5	-18.1
Truck leasing.....		532120-4	06/91	120.0	120.0	120.0	1.4	0.0
Truck tractor rental and/or leasing.....		532120-5	06/07	100.4	100.4	100.4	0.4	0.0
Truck trailer, utility trailer, and RV rental and/or leasing.....		532120-6	06/07	108.8	108.5	105.8	11.5	-2.5
Other receipts.....		532120-SM	06/91	151.8	149.1	148.5	3.7	-0.4
Other heavy machinery rental and leasing.....								
Primary services.....	532412	532412-P	12/03	117.4	117.2	117.0	-1.5	-0.2
Construction equipment rental and leasing.....		532412-1	12/03	116.8	116.4	116.3	-1.8	-0.1
Oilfield and well drilling equipment rental and leasing.....		532412-2	12/03	111.9	111.3	111.1	-2.8	-0.2
Other receipts.....		532412-SM	12/03	133.4	133.7	133.5	0.5	-0.1
Other receipts.....		532412-SM	12/03	120.7	121.9	121.3	0.6	-0.5
Legal services.....								
Legal services.....	5411		12/96	161.5	163.2	163.1	5.2	-0.1
Offices of lawyers.....	54111		12/96	161.5	163.2	163.1	5.2	-0.1
Offices of lawyers.....	541110		12/96	161.5	163.2	163.1	5.2	-0.1
Primary services.....		541110-P	12/96	161.0	162.7	162.6	5.2	-0.1
Corporate legal services.....		541110-1	12/96	183.7	185.5	185.3	6.4	-0.1
Real estate legal services.....		541110-2	12/96	154.2	155.7	155.6	4.8	-0.1
Civil negligence legal services.....		541110-3	12/96	138.9	140.0	139.8	3.1	-0.1
Defendant representation.....		541110-301	12/96	167.7	169.7	169.4	4.4	-0.2
Plaintiff representation.....		541110-302	12/96	104.9	104.9	104.9	0.8	0.0
Banking and commercial legal services.....		541110-4	12/96	189.3	192.3	192.2	6.5	-0.1
Insurance legal services.....		541110-5	12/96	139.9	141.7	141.7	6.2	0.0
Wills, estate planning, and probate.....		541110-6	12/96	165.3	165.9	166.0	3.2	0.1
Other legal services.....		541110-7	12/96	163.2	165.2	165.0	5.6	-0.1
Offices of certified public accountants.....								
Primary services.....	541211	541211-P	12/03	115.5	114.9	115.7	2.4	0.7
Auditing.....		541211-4	06/95	115.9	115.0	115.9	2.5	0.8
Tax preparation and planning.....		541211-5	06/95	154.5	152.4	151.4	-0.5	-0.7
Compilation and review.....		541211-6	06/95	146.7	143.6	148.6	4.6	3.5
Bookkeeping and billing services.....		541211-7	06/95	154.5	154.7	156.3	3.4	1.0
Multiple services transactions and other accounting services.....		541211-8	12/02	110.6	110.8	110.8	2.8	0.0
Other receipts.....		541211-SM	06/95	135.9	137.4	136.1	3.3	-0.9
Other receipts.....		541211-SM	12/03	111.4	—	113.7	1.7	—
Other accounting services.....								
Primary services.....	541219	541219-P	12/03	105.9	105.9	105.9	0.0	0.0
Other accounting services (non-CPA firms).....		541219-1	12/03	106.0	106.0	106.0	0.0	0.0
Architectural, engineering and related services.....								
Architectural services.....	5413		12/96	141.6	142.1	142.1	0.9	0.0
Architectural services.....	54131		12/03	110.6	110.5	110.5	0.6	0.0
Architectural services.....	541310		12/96	133.6	133.4	133.4	0.7	0.0
Primary services.....		541310-P	12/96	137.9	137.7	137.8	0.7	0.1
Residential dwelling architecture.....		541310-1	12/96	150.5	150.5	150.5	1.1	0.0
Commercial and industrial architecture.....		541310-2	12/96	136.4	136.2	136.2	0.4	0.0
Public and institutional facility architecture.....		541310-3	12/96	134.3	134.0	132.8	-0.4	-0.9

See footnotes at end of table.

Table 5. Producer price indexes for the net output of selected industries and their products, not seasonally adjusted — Continued

Industry and product ¹	Industry code	Product code	Index base	Index			Percent change to Dec. 2008 from:	
				Aug. 2008 ²	Nov. 2008 ²	Dec. 2008 ²	Dec. 2007	Nov. 2008
Architectural services - Continued								
Architectural advisory and predesign services.....		541310-5	06/03	118.9	119.0	123.1	4.8	3.4
Other architectural services.....		541310-6	12/96	133.9	133.9	133.9	0.2	0.0
Other receipts.....		541310-SM	12/96	161.7	161.7	161.7	0.6	0.0
Engineering services.....	54133		12/03	113.6	114.1	114.0	1.0	-0.1
Engineering services.....	541330		12/96	143.3	144.0	144.0	1.1	0.0
Primary services.....		541330-P	12/96	143.3	143.4	143.4	1.8	0.0
Building-related engineering.....		541330-1	12/96	140.7	140.9	140.9	1.7	0.0
Nonbuilding-related engineering.....		541330-2	12/96	142.9	142.8	142.8	2.1	0.0
Other receipts.....		541330-SM	12/96	141.2	145.0	145.0	-3.0	0.0
Management and technical consulting services.....	5416		06/06	106.1	106.6	106.5	1.7	-0.1
Management consulting services.....	54161		06/06	106.1	106.6	106.5	1.7	-0.1
Management consulting services.....	541610		06/06	106.1	106.6	106.5	1.7	-0.1
Primary services.....		541610-P	06/06	106.0	106.5	106.4	1.3	-0.1
Administrative and general management consulting services.....		541610-1	06/06	108.1	108.7	108.5	1.0	-0.2
Human resources and executive search consulting services.....		541610-2	06/06	104.1	104.1	104.1	3.1	0.0
Executive search consulting services.....		541610-21	12/06	101.5	101.5	101.5	1.5	0.0
All other human resources consulting services.....		541610-22	06/06	105.6	105.6	105.6	3.6	0.0
Marketing consulting services.....		541610-3	06/06	103.4	104.1	104.1	1.1	0.0
Process, physical distribution and logistics consulting services.....		541610-4	06/06	101.2	101.2	101.2	0.1	0.0
Other management consulting services.....		541610-8	06/06	103.5	103.5	103.5	1.8	0.0
Other receipts.....		541610-SM	06/06	107.9	107.9	107.9	7.1	0.0
Advertising agencies.....	54181		12/03	106.3	106.3	106.3	1.1	0.0
Advertising agencies.....	541810		06/95	128.8	128.8	128.8	1.1	0.0
Primary services.....		541810-P	06/95	129.9	129.9	129.9	1.2	0.0
Ad creation, billed separately.....		541810-1	06/95	127.6	127.6	127.6	0.2	0.0
Media placement, incl. ad creation not billed separately.....		541810-2	06/95	129.7	129.7	129.7	2.1	0.0
Newspapers.....		541810-201	06/95	182.7	182.7	182.7	0.7	0.0
Periodicals.....		541810-202	06/95	132.8	132.8	132.8	1.3	0.0
Television.....		541810-203	06/95	120.3	120.3	120.3	2.4	0.0
Radio, Internet, and other media placements.....		541810-204	06/95	121.8	121.8	121.8	4.4	0.0
Other receipts.....		541810-SM	06/95	123.2	123.2	123.2	0.0	0.0
Employment services.....	5613		12/96	123.4	124.1	124.2	1.6	0.1
Employment placement agencies.....	56131		12/03	106.4	106.5	106.5	0.0	0.0
Employment placement agencies.....	561310		12/03	106.4	106.5	106.5	0.0	0.0
Primary services.....		561310-P	12/03	107.7	107.9	107.8	-0.1	-0.1
Contingency payment recruiting.....		561310-1	12/01	100.4	100.6	100.5	-0.1	-0.1
Information technology.....		561310-111	12/01	103.8	103.8	103.8	-2.6	0.0
Engineering, manufacturing, and technology.....		561310-121	06/94	104.8	106.7	105.8	2.0	-0.8
Accounting and financial.....		561310-131	06/94	109.9	109.9	109.9	0.0	0.0
Sales and marketing.....		561310-141	06/94	96.8	96.8	96.8	0.0	0.0
Operations, administration, and human resources.....		561310-151	12/01	109.3	109.3	109.3	0.4	0.0
Other occupations.....		561310-161	06/94	111.5	111.5	111.5	0.2	0.0
Internet recruiting services.....		561310-2	12/01	138.0	138.0	138.0	-0.1	0.0
Other receipts.....		561310-SM	12/03	103.1	103.1	103.1	0.0	0.0
Temporary help services.....	56132		12/03	111.0	112.2	112.3	2.1	0.1
Temporary help services.....	561320		12/03	111.0	112.2	112.4	2.2	0.2
Primary services.....		561320-P	06/94	128.2	129.7	129.9	2.2	0.2
Office and clerical occupations.....		561320-1	06/94	132.8	133.6	133.4	1.6	-0.1
Light and heavy industrial occupations.....		561320-2	06/94	128.1	131.3	132.6	4.1	1.0
Technical and professional occupations.....		561320-3	06/94	85.4	85.7	84.6	0.2	-1.3
Medical personnel occupations.....		561320-4	06/94	144.5	144.5	144.5	2.0	0.0
Other temporary help supply services.....		561320-5	06/94	131.9	131.9	131.9	0.2	0.0
Other receipts.....		561320-SM	12/03	118.1	118.1	118.1	0.0	0.0
Employee leasing services.....	56133		12/03	109.0	109.0	109.0	1.2	0.0
Professional employer organizations.....	561330		12/03	109.0	109.0	109.0	1.2	0.0
Primary services.....		561330-P	06/94	140.9	140.9	140.9	1.2	0.0
Employee leasing services.....		561330-1	06/94	140.9	140.9	140.9	1.2	0.0
Travel agencies.....	56151		12/03	98.8	101.4	101.4	1.2	0.0
Travel agencies.....	561510		12/89	110.7	113.6	113.6	1.2	0.0
Primary services.....		561510-P	12/89	110.7	113.9	113.9	1.3	0.0
Airline arrangements.....		561510-1	12/89	94.2	98.4	98.4	3.0	0.0

See footnotes at end of table.

Table 5. Producer price indexes for the net output of selected industries and their products, not seasonally adjusted — Continued

Industry and product ¹	Industry code	Product code	Index base	Index			Percent change to Dec. 2008 from:	
				Aug. 2008 ²	Nov. 2008 ²	Dec. 2008 ²	Dec. 2007	Nov. 2008
Travel agencies - Continued								
Domestic flights.....		561510-111	12/89	103.6	103.6	103.6	0.6	0.0
Business domestic airline bookings.....		561510-11101	06/02	88.1	88.1	88.1	0.2	0.0
Leisure domestic airline bookings.....		561510-11102	06/02	91.9	91.9	91.9	0.8	0.0
International flights.....		561510-112	12/89	60.1	66.3	66.3	6.1	0.0
Business international airline bookings.....		561510-11201	06/02	101.4	101.4	101.4	-0.1	0.0
Leisure international airline bookings.....		561510-11202	06/02	96.1	113.9	113.9	10.7	0.0
Other travel arrangements, except airline.....		561510-2	12/89	156.3	159.3	159.3	0.3	0.0
Hotel and car rental bookings.....		561510-211	12/89	160.4	176.1	176.1	6.9	0.0
Cruise and tour bookings.....		561510-222	06/02	99.6	99.6	99.6	-1.7	0.0
Other travel arrangements and service fees.....		561510-233	06/02	108.2	108.2	108.2	0.0	0.0
Other receipts.....		561510-SM	06/02	115.5	-	-	-	-
Security guards and patrol services.....	561612		12/04	106.5	107.8	107.9	2.6	0.1
Primary services.....		561612-P	12/04	106.4	108.0	107.7	2.3	-0.3
Security guards and patrol services.....		561612-1	12/04	106.4	108.0	107.7	2.3	-0.3
Other receipts.....		561612-SM	12/04	128.3	-	-	-	-
Janitorial services.....	56172		12/03	109.3	109.3	108.8	0.1	-0.5
Janitorial services.....	561720		12/94	129.4	129.3	128.7	0.1	-0.5
Primary services.....		561720-P	12/94	129.4	129.3	128.7	0.1	-0.5
Nonresidential cleaning services.....		561720-3	06/03	107.9	107.8	107.2	-0.1	-0.6
Residential cleaning services.....		561720-4	06/03	127.2	127.2	127.7	2.1	0.4
Other receipts.....		561720-SM	12/94	126.3	126.3	126.3	0.3	0.0
Waste collection.....	5621		12/03	113.3	113.3	110.2	1.7	-2.7
Waste collection.....	56211		12/03	113.3	113.3	110.2	1.7	-2.7
Solid waste collection.....	562111		12/03	113.3	113.3	110.2	1.7	-2.7
Primary services.....		562111-P	06/93	153.3	153.3	148.9	1.6	-2.9
Solid waste collection.....		562111-2	06/93	153.3	153.3	148.9	1.6	-2.9
Other receipts.....		562111-SM	12/03	111.5	111.5	-	-	-
Computer training.....	61142		06/06	109.7	112.4	112.3	5.3	-0.1
Computer training.....	611420		06/06	109.7	112.4	112.3	5.3	-0.1
Primary services.....		611420-P	06/06	109.9	112.7	112.7	5.6	0.0
Computer training.....		611420-1	06/06	109.9	112.7	112.7	5.6	0.0
Other receipts.....		611420-SM	06/06	102.6	102.6	102.6	0.0	0.0
Offices of physicians.....	6211		12/96	123.6	123.9	124.2	1.2	0.2
Offices of physicians.....	62111		12/96	123.6	123.9	124.2	1.2	0.2
Offices of physicians, except mental health.....	621111		12/93	133.3	133.6	133.9	1.1	0.2
Primary services.....		621111-P	12/93	133.4	133.7	134.0	1.1	0.2
One and two physician practices and single specialty group practices.....		621111-4	12/93	131.3	131.6	132.0	1.3	0.3
General/family practice.....		621111-411	12/93	143.2	141.9	142.1	-0.8	0.1
Internal medicine.....		621111-412	12/99	120.4	119.2	120.9	0.6	1.4
General surgery and other surgical specialties.....		621111-413	12/99	103.5	103.6	103.6	-0.1	0.0
Pediatrics.....		621111-414	12/93	211.6	217.6	217.1	15.0	-0.2
Obstetrics/gynecology.....		621111-415	12/93	134.4	134.4	134.4	-0.4	0.0
Other specialty.....		621111-419	12/99	114.0	114.3	114.7	0.0	0.3
Multispecialty group practice.....		621111-5	12/93	143.2	143.4	143.4	0.4	0.0
Medical and diagnostic laboratories.....	6215		12/03	106.9	107.8	107.9	1.1	0.1
Medical and diagnostic laboratories.....	62151		12/03	106.9	107.8	107.9	1.1	0.1
Medical laboratories.....	621511		12/03	107.4	108.9	109.0	0.8	0.1
Primary services.....		621511-P	06/94	128.0	129.8	129.9	0.9	0.1
Medical laboratory services.....		621511-2	06/94	128.0	129.8	129.9	0.9	0.1
Diagnostic imaging centers.....	621512		12/03	105.7	105.7	105.8	1.5	0.1
Primary services.....		621512-P	06/94	111.0	111.0	111.0	1.5	0.0
Diagnostic imaging services.....		621512-4	06/94	111.0	111.0	111.0	1.5	0.0
Home health care services.....	6216		12/96	126.3	127.0	127.1	1.4	0.1
Home health care services.....	62161		12/96	126.3	127.0	127.1	1.4	0.1
Home health care services.....	621610		12/96	126.4	127.1	127.1	1.4	0.0
Primary services.....		621610-P	12/96	122.6	123.3	123.4	1.6	0.1
Public payors.....		621610-3	12/03	107.9	108.8	108.8	2.0	0.0
Medicare payors.....		621610-31	12/96	123.9	124.8	124.7	0.9	-0.1
Non-Medicare public payors.....		621610-32	12/03	110.2	111.1	111.2	3.0	0.1
Private payors.....		621610-4	12/03	104.5	104.6	104.8	0.8	0.2
Other receipts.....		621610-SM	12/96	191.8	191.8	191.9	-0.7	0.1

See footnotes at end of table.

Table 5. Producer price indexes for the net output of selected industries and their products, not seasonally adjusted — Continued

Industry and product ¹	Industry code	Product code	Index base	Index			Percent change to Dec. 2008 from:	
				Aug. 2008 ²	Nov. 2008 ²	Dec. 2008 ²	Dec. 2007	Nov. 2008
All other ambulatory health care services.....	62199		06/06	107.5	108.6	108.6	4.0	0.0
Blood and organ banks.....	621991		06/06	107.5	108.6	108.6	4.0	0.0
Primary services.....		621991-P	06/06	106.9	108.1	108.1	3.7	0.0
Human blood services.....		621991-1	06/06	106.1	106.6	106.6	2.8	0.0
Human red blood and whole blood services.....		621991-12	06/06	106.2	106.8	106.7	2.5	-0.1
Human blood plasma services.....		621991-13	06/06	106.4	107.0	106.9	4.0	-0.1
Human blood platelet and other blood services.....		621991-14	06/06	105.2	105.5	105.8	2.2	0.3
Human organ, bone, tissue, and other bank services.....		621991-2	06/06	110.8	114.8	114.7	7.7	-0.1
Other receipts.....		621991-SM	06/06	116.2	117.4	117.4	8.8	0.0
Hospitals.....	622		12/92	163.2	164.3	164.3	1.5	0.0
General medical and surgical hospitals.....	6221		12/03	118.5	119.2	119.3	1.5	0.1
General medical and surgical hospitals.....	62211		12/03	118.5	119.2	119.3	1.5	0.1
General medical and surgical hospitals.....	622110		12/92	163.5	164.5	164.6	1.5	0.1
Primary services.....		622110-P	12/92	166.2	167.2	167.3	1.5	0.1
Diseases and disorders of the nervous system.....		622110-101	06/08	100.1	100.2	100.2	-	0.0
Diseases and disorders of the ear, nose, mouth, and throat.....		622110-103	06/08	100.0	100.0	100.5	-	0.5
Diseases and disorders of the respiratory system.....		622110-104	06/08	100.7	99.7	99.3	-	-0.4
Diseases and disorders of the circulatory system.....		622110-105	06/08	100.3	100.8	101.1	-	0.3
Diseases and disorders of the digestive system.....		622110-106	06/08	99.4	100.3	100.4	-	0.1
Diseases and disorders of the hepatobiliary system and pancreas.....		622110-107	06/08	100.1	100.4	100.4	-	0.0
Diseases and disorders of the musculoskeletal system and connective tissue.....		622110-108	06/08	100.4	101.3	101.5	-	0.2
Diseases and disorders of the skin, subcutaneous tissue and breast.....		622110-109	06/08	101.0	100.7	101.2	-	0.5
Endocrine, nutritional and metabolic diseases and disorders.....		622110-111	06/08	100.0	102.2	102.1	-	-0.1
Diseases and disorders of the kidney and urinary tract.....		622110-112	06/08	99.8	102.5	102.4	-	-0.1
Diseases and disorders of the male reproductive system.....		622110-113	06/08	103.0	94.5	94.5	-	0.0
Diseases and disorders of the female reproductive system.....		622110-114	06/08	101.0	101.3	101.1	-	-0.2
Pregnancy, childbirth and the puerperium.....		622110-115	06/08	100.9	102.1	102.1	-	0.0
Newborns and other neonates with conditions originating in the perinatal period.....		622110-116	06/08	103.3	103.3	103.3	-	0.0
Diseases and disorders of the blood and blood forming organs and immunological disorders.....		622110-117	06/08	100.0	108.0	108.0	-	0.0
Myeloproliferative diseases and disorders and poorly differentiated neoplasms.....		622110-118	06/08	100.1	95.3	96.6	-	1.4
Infectious and parasitic diseases.....		622110-119	06/08	101.2	103.9	102.3	-	-1.5
Alcohol/drug use and alcohol/drug induced organic mental disorders.....		622110-122	06/08	101.1	101.1	101.1	-	0.0
Injury, poisoning and toxic effects of drugs.....		622110-123	06/08	100.0	103.7	103.9	-	0.2
Factors influencing health status and other contacts with health services.....		622110-125	06/08	100.0	105.2	105.3	-	0.1
Multiple significant trauma.....		622110-126	06/08	101.0	101.5	101.4	-	-0.1
Human immunodeficiency virus infections.....		622110-127	06/08	100.0	100.0	100.0	-	0.0
Other diseases and disorders.....		622110-128	06/08	100.2	101.8	101.4	-	-0.4
Other receipts.....		622110-SM	12/92	137.5	138.7	138.7	1.8	0.0
Psychiatric and substance abuse hospitals.....	6222		12/03	113.8	114.3	114.5	2.5	0.2
Psychiatric and substance abuse hospitals.....	62221		12/03	113.8	114.3	114.5	2.5	0.2
Psychiatric and substance abuse hospitals.....	622210		12/92	134.1	134.7	134.9	2.5	0.1
Primary services.....		622210-P	12/92	134.1	134.7	134.9	2.5	0.1
Psychiatric hospitals.....		622210-3	12/92	134.6	135.2	135.5	2.7	0.2
Other specialty hospitals.....	6223		12/03	128.4	129.2	128.9	1.8	-0.2
Other specialty hospitals.....	62231		12/03	128.4	129.2	128.9	1.8	-0.2
Other specialty hospitals.....	622310		12/92	192.4	193.7	193.3	1.8	-0.2
Primary services.....		622310-P	12/92	221.4	222.8	222.4	1.9	-0.2
Specialty, except psychiatric and substance abuse, hospitals.....		622310-6	12/92	221.4	222.8	222.4	1.9	-0.2
Nursing care facilities.....	6231		12/03	119.7	120.4	120.7	3.2	0.2
Nursing care facilities.....	62311		12/03	119.7	120.4	120.7	3.2	0.2
Nursing care facilities.....	623110		12/94	181.6	182.6	183.1	3.2	0.3
Primary services.....		623110-P	12/94	182.4	183.5	184.0	3.2	0.3
Public payors.....		623110-1	12/94	178.3	179.3	180.0	2.6	0.4
Private payors.....		623110-3	12/94	189.4	190.5	190.6	3.9	0.1
Other receipts.....		623110-SM	12/94	147.6	147.6	147.6	2.1	0.0
Residential mental retardation facilities.....	62321		12/03	118.7	118.7	118.9	3.8	0.2

See footnotes at end of table.

Table 5. Producer price indexes for the net output of selected industries and their products, not seasonally adjusted — Continued

Industry and product ¹	Industry code	Product code	Index base	Index			Percent change to Dec. 2008 from:	
				Aug. 2008 ²	Nov. 2008 ²	Dec. 2008 ²	Dec. 2007	Nov. 2008
Residential mental retardation facilities.....	623210		12/03	118.7	118.7	118.9	3.8	0.2
Primary services.....		623210-P	12/03	119.1	119.1	119.3	3.7	0.2
Residential mental retardation services.....		623210-1	12/03	119.1	119.1	119.3	3.7	0.2
Amusement and theme parks.....	7131		06/06	112.3	111.4	111.1	2.6	-0.3
Amusement and theme parks.....	71311		06/06	112.3	111.4	111.1	2.6	-0.3
Amusement and theme parks.....	713110		06/06	112.3	111.4	111.1	2.6	-0.3
Primary services.....		713110-P	06/06	113.5	112.5	112.2	2.9	-0.3
Amusement and theme park admissions.....		713110-1	06/06	117.5	115.9	115.4	2.9	-0.4
Amusement and theme park food and beverage sales.....		713110-2	06/06	109.0	109.3	109.3	3.4	0.0
Amusement and theme park merchandise sales, games, and other services.....		713110-3	06/06	103.2	103.2	103.2	1.6	0.0
Golf courses and country clubs.....	71391		12/05	107.0	106.5	106.8	2.1	0.3
Golf courses and country clubs.....	713910		12/05	107.0	106.5	106.8	2.1	0.3
Primary services.....		713910-P	12/05	107.2	106.6	107.0	2.3	0.4
Membership dues and fees.....		713910-1	12/05	108.4	108.4	108.6	2.5	0.2
Greens and guest fees.....		713910-2	12/05	102.6	102.9	103.8	1.1	0.9
Food and beverage sales.....		713910-3	12/05	109.4	109.4	109.4	0.3	0.0
Equipment rentals and all other golf services.....		713910-4	12/05	109.2	104.3	105.0	8.1	0.7
Other receipts.....		713910-SM	12/05	104.1	104.1	104.1	0.0	0.0
Fitness and recreational sports centers.....	71394		12/04	100.8	100.0	100.2	-0.8	0.2
Fitness and recreational sports centers.....	713940		12/04	100.8	100.0	100.2	-0.8	0.2
Primary services.....		713940-P	12/04	100.7	99.6	99.7	-1.2	0.1
Fitness and recreational facility memberships.....		713940-1	12/04	97.2	95.5	95.6	-1.4	0.1
Recreational facility admissions, classes, and other fitness center services.....		713940-2	12/04	112.1	112.3	112.5	-0.5	0.2
Other receipts.....		713940-SM	12/04	102.2	103.0	103.3	0.8	0.3
Accommodation.....	721		12/96	150.9	146.5	144.3	0.4	-1.5
Accommodation.....	7211		12/96	150.9	146.5	144.3	0.4	-1.5
Hotels (exc casino hotels) and motels.....	72111		12/03	129.5	124.3	123.0	0.6	-1.0
Hotels and motels, except casino hotels.....	721110		12/03	129.5	124.3	123.0	0.6	-1.0
Primary services.....		721110-P	12/03	131.4	125.9	124.4	0.5	-1.2
Guestroom rental.....		721110-1	12/03	137.0	129.2	127.3	-0.3	-1.5
Limited service hotels and motels.....		721110-101	06/93	166.1	160.7	161.7	2.2	0.6
Full service hotels and motels.....		721110-102	06/93	195.3	173.5	171.9	2.3	-0.9
Luxury and resort hotels, excluding casino hotels.....		721110-103	06/93	201.6	204.6	191.6	-9.7	-6.4
Food and beverages.....		721110-2	12/03	114.4	116.8	116.6	4.0	-0.2
Food and nonalcoholic beverages.....		721110-201	12/03	113.3	116.3	116.1	4.0	-0.2
Alcoholic beverages.....		721110-202	12/03	118.8	118.9	118.9	4.1	0.0
Other guest services.....		721110-4	12/03	106.6	108.7	108.5	2.4	-0.2
Other receipts.....		721110-SM	12/03	90.7	90.8	92.2	1.5	1.5
Casino hotels.....	72112		12/03	111.6	112.1	108.7	-0.2	-3.0
Casino hotels.....	721120		12/03	111.6	112.1	108.7	-0.2	-3.0
Primary services.....		721120-P	12/03	111.0	110.4	108.5	0.7	-1.7
Casino hotel guestroom rental.....		721120-1	06/01	112.0	99.4	92.9	-12.9	-6.5
Food and beverages.....		721120-2	12/03	126.9	128.7	126.9	7.5	-1.4
Food and nonalcoholic beverages.....		721120-201	12/03	125.3	127.7	125.3	6.5	-1.9
Alcoholic beverages.....		721120-202	12/03	132.4	132.4	132.4	10.7	0.0
Other guest services.....		721120-4	12/03	103.8	103.8	116.7	2.2	12.4
Casino gaming receipts.....		721120-5	06/01	105.7	106.9	105.8	1.7	-1.0
Other receipts.....		721120-SM	12/03	123.8	-	113.6	-12.3	-
Commercial machinery repair and maintenance.....	8113		06/06	106.3	106.3	106.3	2.5	0.0
Commercial machinery repair and maintenance.....	81131		06/06	106.3	106.3	106.3	2.5	0.0
Commercial machinery repair and maintenance.....	811310		06/06	106.3	106.3	106.3	2.5	0.0
Primary services.....		811310-P	06/06	105.6	105.6	105.6	2.0	0.0
Other receipts.....		811310-SM	06/06	111.4	111.6	111.5	5.1	-0.1
Special indexes								
Pharmaceutical preparations by Rx and OTC.....	32541D							
Pharmaceutical preparations, non-prescription.....		32541D-OTC	06/01	105.2	105.4	105.7	3.1	0.3
Pharmaceutical preparations, prescription.....		32541D-RX	06/01	143.6	145.6	148.5	9.4	2.0
General medical and surgical hospitals by payor type.....	62211A							
Medicare patients.....		62211A-2	12/92	146.8	148.3	148.3	0.3	0.0
Medicaid patients.....		62211A-4	12/92	138.7	138.6	138.7	1.5	0.1
All other patients.....		62211A-6	12/92	184.1	185.2	185.2	2.1	0.0

See footnotes at end of table.

Table 5. Producer price indexes for the net output of selected industries and their products, not seasonally adjusted — Continued

Industry and product ¹	Industry code	Product code	Index base	Index			Percent change to Dec. 2008 from:	
				Aug. 2008 ²	Nov. 2008 ²	Dec. 2008 ²	Dec. 2007	Nov. 2008
Premiums for property and casualty insurance ³	924126		06/98	123.6	124.0	124.3	1.6	0.2
Primary services.....		924126-P	06/98	123.7	124.1	124.4	1.6	0.2
Premiums for private passenger auto insurance.....		924126-1	06/98	125.4	125.9	126.5	1.5	0.5
Premiums for homeowner's insurance.....		924126-2	06/98	161.5	162.6	162.6	1.8	0.0
Premiums for commercial auto insurance.....		924126-3	06/98	111.9	112.1	112.1	-0.2	0.0
Premiums for non-auto liability insurance.....		924126-4	06/98	114.5	114.4	114.4	0.3	0.0
Premiums for medical malpractice insurance.....		924126-402	06/98	125.3	124.9	124.9	-0.8	0.0
Premiums for product and other non-auto liability insurance.....		924126-403	06/98	111.4	111.4	111.3	0.6	-0.1
Premiums for commercial multiple peril insurance.....		924126-5	06/98	111.7	112.3	112.8	1.0	0.4
Premiums for worker's compensation insurance.....		924126-6	06/98	115.6	115.8	115.8	-0.8	0.0
Premiums for other property and casualty insurance.....		924126-7	12/03	107.1	107.2	107.3	4.1	0.1

1 Industry and product class indexes may include products not shown separately.

2 The indexes for August 2008 have been recalculated to incorporate late reports and corrections by respondents. All indexes are subject to revision 4 months after original publication.

3 The special index for 924126, in which prices reflect premiums only, contrasts with the index shown elsewhere in this table for NAICS 524126, where prices reflect premiums plus the amount of investment income earned on the invested portion of the premium.

"-" Data not available.

n.e.c. = Not elsewhere classified.

NOTE: NAICS replaced the SIC system beginning with the release of PPI data for January 2004. See <http://www.bls.gov/ppi/ppinaics.htm> for details.

NOTE: Titles of some industries and products are not shown in this table because they fail to meet our publication criteria.

Table 6. Producer price indexes and percent changes for commodity groupings and individual items, not seasonally adjusted
 [1982=100 unless otherwise indicated]

Commodity	Commodity code	Other index base	Index			Percent change to Dec. 2008 from:	
			Aug. 2008 ¹	Nov. 2008 ¹	Dec. 2008 ¹	Dec. 2007	Nov. 2008
All commodities.....			199.0	177.5	171.3	-4.1	-3.5
Industrial commodities.....			202.4	179.0	172.6	-4.5	-3.6
Farm products, processed foods and feeds.....			179.4	167.9	163.1	-1.7	-2.9
Farm products.....	01		164.7	143.3	134.3	-15.9	-6.3
Fruits & melons, fresh/dry vegs. & nuts.....	011		140.7	159.1	148.9	-15.3	-6.4
Fresh fruits and melons.....	0111		112.2	107.4	113.6	-20.3	5.8
Citrus fruits.....	0111-01		201.2	154.1	139.5	9.1	-9.5
Grapefruits.....	0111-0101		264.5	217.5	211.4	-14.4	-2.8
Lemons.....	0111-0104		326.2	198.6	167.1	-53.8	-15.9
Valencia oranges.....	0111-0105		125.3	-	-	-	-
Navel oranges.....	0111-0106		-	126.6	110.8	16.6	-12.5
Tangerines.....	0111-0108	12/91	-	86.6	105.3	-4.2	21.6
Tangelos.....	0111-0109	12/91	-	163.5	148.9	-22.2	-8.9
Other fruits and berries.....	0111-02		105.8	102.9	114.2	-23.3	11.0
Plums and fresh prunes.....	0111-0201	12/91	102.7	-	-	-	-
Granny Smith apples.....	0111-0208	12/91	177.2	-	93.1	-	-
Rome apples.....	0111-0209	12/91	-	166.5	148.0	1.0	-11.1
Golden delicious apples.....	0111-0211	12/91	-	172.4	120.8	-13.0	-29.9
Red delicious apples.....	0111-0215		183.0	203.2	180.5	-1.4	-11.2
McIntosh apples.....	0111-0216		181.3	183.4	171.2	-1.6	-6.7
Table grapes.....	0111-0218		121.5	97.5	95.4	-44.0	-2.2
Peaches.....	0111-0219		85.5	-	-	-	-
Pears.....	0111-0221		113.9	105.6	100.3	-2.2	-5.0
Strawberries.....	0111-0222		147.6	164.0	287.3	10.9	75.2
Raspberries.....	0111-0224	12/91	24.4	27.3	26.3	-27.3	-3.7
Blackberries.....	0111-0225	12/91	37.2	-	-	-	-
Cranberries.....	0111-0226	12/91	-	44.2	46.3	-	4.8
Blueberries.....	0111-0227	12/91	17.9	-	-	-	-
Melons.....	0111-03	12/91	78.9	121.3	113.8	-31.3	-6.2
Cantaloupes.....	0111-0301		64.6	203.6	181.9	-34.2	-10.7
Honeydews.....	0111-0302	12/91	77.4	98.0	-	-	-
Watermelons.....	0111-0303	12/91	146.2	134.2	134.2	-24.0	0.0
Fresh and dry vegetables.....	0113		147.9	189.4	161.2	-15.9	-14.9
Dry vegetables.....	0113-01		200.8	171.1	168.7	12.3	-1.4
Dry pea beans.....	0113-0101		231.9	153.4	153.4	-5.6	0.0
Dry pinto beans.....	0113-0102	12/91	383.4	341.8	341.8	21.7	0.0
Dry great northern beans.....	0113-0103	12/91	461.0	-	-	-	-
Dry pink beans.....	0113-0104	12/91	377.3	377.3	377.3	40.6	0.0
Dry peas.....	0113-0105	12/91	261.2	253.1	225.4	6.7	-10.9
Dry lentils.....	0113-0106	12/91	259.3	-	-	-	-
Fresh vegetables, except potatoes.....	0113-02		146.1	200.3	155.9	-23.8	-22.2
Cabbage.....	0113-0211		200.3	200.7	190.0	3.8	-5.3
Carrots.....	0113-0212		190.5	178.3	171.2	-3.2	-4.0
Celery.....	0113-0213		159.0	222.9	160.3	-5.8	-28.1
Sweet corn.....	0113-0214		157.0	210.2	164.5	-17.9	-21.7
Lettuce.....	0113-0215		146.9	175.6	171.4	4.3	-2.4
Dry onions.....	0113-0216		154.3	137.1	136.5	75.4	-0.4
Tomatoes.....	0113-0217		142.9	290.0	156.0	-62.2	-46.2
Snap beans.....	0113-0218		200.8	287.3	309.3	42.7	7.7
Green peas.....	0113-0219	12/91	63.6	167.8	188.3	-0.2	12.2
Broccoli.....	0113-0222	12/91	96.3	164.3	100.4	-32.9	-38.9
Cauliflower.....	0113-0223	12/91	60.3	44.2	39.0	-34.3	-11.8
Spinach.....	0113-0224	12/91	481.7	349.1	348.5	-15.9	-0.2
Greens.....	0113-0225	12/91	164.3	152.6	162.5	9.8	6.5
Endive.....	0113-0226	12/91	408.3	424.0	523.7	-36.3	23.5
Green onions.....	0113-0227	12/91	299.7	253.7	219.9	-24.9	-13.3
Green peppers.....	0113-0228	12/91	212.5	334.3	212.6	0.9	-36.4
Eggplant.....	0113-0229	12/91	207.0	445.8	260.4	2.4	-41.6
Squash.....	0113-0231	12/91	180.1	275.8	228.4	33.0	-17.2
Beets.....	0113-0232	12/91	123.8	124.6	145.4	14.7	16.7
Radishes.....	0113-0233	12/91	282.4	231.3	267.6	7.4	15.7
Cucumbers.....	0113-0234	12/91	192.0	335.6	304.5	44.7	-9.3
Sweet potatoes.....	0113-03		112.3	115.7	113.9	-1.9	-1.6
Sweet potatoes.....	0113-0301	12/91	72.6	74.8	73.6	-2.0	-1.6
Irish potatoes for consumer use.....	0113-04		284.1	227.6	218.6	50.7	-4.0
Long white potatoes.....	0113-0401	12/91	-	330.9	-	-	-

See footnotes at end of table.

Table 6. Producer price indexes and percent changes for commodity groupings and individual items, not seasonally adjusted — Continued
 [1982=100 unless otherwise indicated]

Commodity	Commodity code	Other index base	Index			Percent change to Dec. 2008 from:	
			Aug. 2008 ¹	Nov. 2008 ¹	Dec. 2008 ¹	Dec. 2007	Nov. 2008
Fresh and dry vegetables - Continued							
Round white potatoes.....	0113-0402	12/91	324.2	283.9	273.1	45.5	-3.8
Russet potatoes.....	0113-0403	12/91	274.7	195.1	186.5	49.6	-4.4
Round red potatoes.....	0113-0404	12/91	311.9	218.3	219.6	71.6	0.6
Irish potatoes for processing.....	0113-05	12/91	71.1	107.8	135.8	-1.4	26.0
Irish potatoes for processing.....	0113-0501	12/91	71.1	107.8	135.8	-1.4	26.0
Tree nuts.....							
Tree nuts.....	0119		801.9	862.6	866.2	14.0	0.4
Tree nuts.....	0119-01		801.9	862.6	866.2	14.0	0.4
Pecans.....	0119-0101		440.3	645.4	631.1	20.6	-2.2
Almonds.....	0119-0102	12/91	182.5	211.3	213.6	18.7	1.1
Filberts.....	0119-0103	12/91	242.7	215.3	216.1	21.4	0.4
Walnuts.....	0119-0104	12/91	282.0	213.7	212.1	-1.9	-0.7
Pistachios.....	0119-0106	12/91	-	148.6	148.6	-	0.0
Grains.....							
Wheat.....	0121		218.9	157.3	145.2	-45.4	-7.7
Wheat.....	0121-01		218.9	157.3	145.2	-45.4	-7.7
Hard red winter wheat.....	0121-0101		203.6	147.0	131.9	-44.9	-10.3
Hard red spring wheat.....	0121-0102		255.5	195.5	189.2	-30.5	-3.2
Soft white wheat.....	0121-0103		195.7	125.0	123.2	-57.7	-1.4
Soft red winter wheat.....	0121-0104		194.4	132.2	116.1	-57.4	-12.2
Hard amber durum wheat.....	0121-0105	12/84	383.8	302.7	263.7	-26.5	-12.9
Other grains.....							
Barley.....	0122		209.1	147.6	128.1	-25.1	-13.2
Barley.....	0122-01		247.8	193.9	160.0	-42.9	-17.5
Barley.....	0122-0101		247.8	193.9	160.0	-42.9	-17.5
Corn.....	0122-02		205.4	144.9	126.0	-24.0	-13.0
Corn.....	0122-0205		205.4	144.9	126.0	-24.0	-13.0
Oats.....	0122-03		201.6	125.6	120.4	-26.5	-4.1
Oats.....	0122-0311		201.6	125.6	120.4	-26.5	-4.1
Rye.....	0122-04		205.1	-	-	-	-
Rye.....	0122-0415		205.1	-	-	-	-
Sorghum.....	0122-05	12/91	188.2	127.9	108.4	-34.3	-15.2
Sorghum.....	0122-0501	12/91	188.2	127.9	108.4	-34.3	-15.2
Rough Rice.....							
Louisiana rough rice.....	0123	12/91	142.5	136.9	142.5	59.4	4.1
Louisiana rough rice.....	0123-01	12/91	142.5	136.9	142.5	59.4	4.1
Rice.....	0123-0103	12/04	242.3	232.8	242.3	59.3	4.1
Slaughter livestock.....							
Slaughter cattle.....	0131		141.5	116.4	109.9	-7.0	-5.6
Slaughter cattle.....	0131		148.0	133.1	121.3	-10.0	-8.9
Slaughter steers and heifers.....	0131-01		149.2	137.7	125.4	-9.3	-8.9
Slaughter steers and heifers.....	0131-0199	12/91	141.3	130.5	118.8	-9.2	-9.0
Slaughter cows and bulls.....	0131-02		139.7	102.1	93.2	-14.9	-8.7
Slaughter cows and bulls.....	0131-0299	12/91	125.7	91.8	83.8	-14.8	-8.7
Slaughter vealers.....	0131-03		63.4	61.6	58.6	-24.3	-4.9
Slaughter vealers.....	0131-0399	12/91	54.8	53.2	50.6	-24.3	-4.9
Slaughter hogs.....							
Slaughter barrows and gilts.....	0132		107.3	62.7	68.4	6.2	9.1
Slaughter barrows and gilts.....	0132-01		107.7	61.7	66.8	2.8	8.3
Slaughter barrows and gilts.....	0132-0199	12/91	162.8	93.3	101.0	2.7	8.3
Slaughter sows.....	0132-02		97.8	78.2	94.8	81.3	21.2
Slaughter sows.....	0132-0299	12/91	169.7	135.8	164.7	81.4	21.3
Slaughter lambs.....							
Slaughter lambs.....	0133		160.8	154.2	167.8	3.1	8.8
Slaughter lambs.....	0133-01		160.8	154.2	167.8	3.1	8.8
Slaughter lambs.....	0133-0199	12/91	185.5	177.9	193.6	3.2	8.8
Slaughter poultry.....							
Slaughter poultry.....	014		201.2	194.9	199.3	15.8	2.3
Slaughter chickens.....	0141		205.6	202.1	214.3	22.3	6.0
Slaughter broiler/fryers.....	0141-02		208.5	204.9	217.3	22.4	6.1
Slaughter broilers/fryers.....	0141-0299	12/91	200.8	197.3	209.2	22.3	6.0
Slaughter turkeys.....							
Slaughter turkeys.....	0142		186.9	168.8	139.7	-14.2	-17.2
Slaughter turkeys.....	0142-01		186.9	168.8	139.7	-14.2	-17.2
Slaughter turkeys.....	0142-0199	12/91	170.1	153.6	127.1	-14.2	-17.3
Slaughter ducks.....							
Slaughter ducks.....	0143	12/91	206.4	220.9	221.4	36.0	0.2
Slaughter ducks.....	0143-01	12/91	206.4	220.9	221.4	36.0	0.2
Slaughter ducks.....	0143-0199	12/91	206.4	220.9	221.4	36.0	0.2
Plant and animal fibers.....							
Raw cotton.....	015		98.4	85.5	90.7	-8.8	6.1
Raw cotton.....	0151		97.5	84.6	89.8	-8.9	6.1

See footnotes at end of table.

Table 6. Producer price indexes and percent changes for commodity groupings and individual items, not seasonally adjusted — Continued
 [1982=100 unless otherwise indicated]

Commodity	Commodity code	Other index base	Index			Percent change to Dec. 2008 from:	
			Aug. 2008 ¹	Nov. 2008 ¹	Dec. 2008 ¹	Dec. 2007	Nov. 2008
Raw cotton - Continued							
Raw cotton.....	0151-01		97.5	84.6	89.8	-8.9	6.1
Raw Cotton.....	0151-0101		97.5	84.6	89.8	-8.9	6.1
Wool.....	0152		127.5	-	127.5	-	-
Wool.....	0152-01		127.5	-	127.5	-	-
Wool.....	0152-0199	12/91	189.2	-	189.2	-	-
Fluid milk.....	016		137.8	130.4	119.2	-26.0	-8.6
Milk eligible for fluid use.....	0161		138.1	130.6	119.3	-26.1	-8.7
Milk eligible for fluid use.....	0161-01		138.1	130.6	119.3	-26.1	-8.7
Milk, eligible for fluid use.....	0161-0102		138.1	130.6	119.3	-26.1	-8.7
Milk.....	0162		144.5	138.7	130.5	-23.6	-5.9
Milk, manufacturing grade.....	0162-01		144.5	138.7	130.5	-23.6	-5.9
Milk, manufacturing grade.....	0162-0101		144.5	138.7	130.5	-23.6	-5.9
Chicken eggs.....	017		163.7	184.2	166.9	-30.5	-9.4
Chicken eggs.....	0171		163.7	184.2	166.9	-30.5	-9.4
Eggs for fresh use.....	0171-07	12/91	134.2	149.4	143.4	-25.8	-4.0
Eggs, jumbo.....	0171-0701	12/84	154.0	161.3	153.0	-24.1	-5.1
Eggs, extra large.....	0171-0702	12/84	161.9	171.3	164.4	-24.3	-4.0
Eggs, large.....	0171-0703		167.3	181.8	179.0	-23.5	-1.5
Eggs, medium.....	0171-0704	12/84	121.2	166.0	141.1	-37.8	-15.0
Eggs, small.....	0171-0705	12/84	114.8	133.2	133.2	-20.2	0.0
Breaker stock and checks and undergrades.....	0171-08	12/91	163.4	189.5	144.9	-42.7	-23.5
Breaker stock.....	0171-0801	12/91	161.2	187.0	143.1	-42.5	-23.5
Checks and undergrades.....	0171-0802	12/91	188.3	217.6	165.6	-43.6	-23.9
Hay, hayseeds and oilseeds.....	018		238.8	186.2	173.4	-20.3	-6.9
Alfalfa hay.....	0181		332.0	300.7	285.9	13.9	-4.9
Alfalfa hay.....	0181-01		332.0	300.7	285.9	13.9	-4.9
Alfalfa.....	0181-0101		332.0	300.7	285.9	13.9	-4.9
Oilseeds.....	0183		219.2	164.3	152.1	-26.8	-7.4
Oilseeds.....	0183-01		219.2	164.3	152.1	-26.8	-7.4
Peanuts.....	0183-0111		92.4	106.9	114.2	11.0	6.8
Cottonseed.....	0183-0121		-	282.5	278.7	28.7	-1.3
Soybeans.....	0183-0131		203.0	147.2	135.1	-29.8	-8.2
Flaxseed.....	0183-0151	12/91	331.6	219.0	201.0	-23.0	-8.2
Sunflower.....	0183-0161	12/91	264.8	207.4	202.6	10.4	-2.3
Processed foods and feeds.....	02		187.3	181.3	178.9	5.6	-1.3
Cereal and bakery products.....	021		233.0	226.9	225.5	7.4	-0.6
Bakery products.....	0211		240.5	244.1	245.1	10.3	0.4
Bread, including frozen.....	0211-02	06/06	120.5	122.8	122.8	11.0	0.0
Bread, including frozen.....	0211-0201	06/06	120.5	122.8	122.8	11.0	0.0
Bread rolls, muffins, bagels, & croissants.....	0211-05		244.7	247.8	248.6	12.1	0.3
Bread rolls, muffins, bagels, & croissants.....	0211-0505	06/06	119.4	120.9	121.3	12.1	0.3
Sweet yeast goods.....	0211-07		220.5	223.2	222.1	6.6	-0.5
Other sweet goods, except frozen.....	0211-0703	06/99	137.1	138.7	138.1	6.6	-0.4
Soft cakes.....	0211-08		259.8	264.0	272.6	12.8	3.3
Soft cakes.....	0211-0803	06/99	133.3	135.4	139.8	12.7	3.2
Pies.....	0211-09		283.5	276.8	283.8	17.7	2.5
Pies.....	0211-0903	06/99	142.8	139.4	142.9	17.7	2.5
Cookies, crackers, and related products.....	0211-21		213.8	217.1	217.5	8.0	0.2
Cookies, wafers, and ice cream cones and cups, except frozen.....	0211-2103	06/83	192.4	196.6	197.6	8.6	0.5
Crackers, soft pretzels, biscuits, and related products.....	0211-2104	06/83	231.0	232.6	232.1	7.3	-0.2
Flour and flour base mixes and doughs.....	0212		204.1	183.5	179.0	-9.4	-2.5
Flour.....	0212-03		235.1	193.9	184.2	-21.7	-5.0
Wheat flour.....	0212-0301	06/83	229.5	189.3	179.8	-21.7	-5.0
Flour base mixes and doughs.....	0212-04		175.1	176.0	177.1	9.7	0.6
Flour base mixes and doughs.....	0212-0401	06/83	184.0	185.0	186.1	9.7	0.6
Milled rice.....	0213		292.8	258.0	251.0	50.1	-2.7
Head rice.....	0213-01		303.2	262.2	253.1	47.2	-3.5
Head rice.....	0213-0106	06/03	293.6	253.9	245.1	47.2	-3.5
Other milled rice and byproducts.....	0213-02	06/84	199.4	192.5	194.1	64.6	0.8
Other milled rice and byproducts.....	0213-0201	06/84	199.4	192.5	194.1	64.6	0.8
Other cereals.....	0214		209.9	205.7	204.1	7.0	-0.8
Pasta products.....	0214-02	06/85	189.7	188.8	188.8	28.2	0.0

See footnotes at end of table.

Table 6. Producer price indexes and percent changes for commodity groupings and individual items, not seasonally adjusted — Continued
[1982=100 unless otherwise indicated]

Commodity	Commodity code	Other index base	Index			Percent change to Dec. 2008 from:	
			Aug. 2008 ¹	Nov. 2008 ¹	Dec. 2008 ¹	Dec. 2007	Nov. 2008
Other cereals - Continued							
Pasta products, including egg noodles.....	0214-0203	12/02	156.1	155.3	155.4	28.2	0.1
Other cereals except pasta products.....	0214-09	06/85	198.5	194.1	192.2	3.7	-1.0
Breakfast cereals, instant, hot, and cooked (including infant cereals).....	0214-0903	12/00	110.0	108.6	110.2	-1.6	1.5
Ready-to-serve breakfast cereals, except infant cereals.....	0214-0904	12/83	197.6	201.2	200.5	4.8	-0.3
Manufactured starch.....	0214-0907	06/85	204.0	192.2	185.9	6.3	-3.3
Other grain mill products.....	0214-0908	06/98	187.2	167.7	165.5	-0.3	-1.3
Meats, poultry, and fish.....	022		160.6	153.0	150.4	7.0	-1.7
Meats.....	0221		157.1	147.8	144.5	8.7	-2.2
Beef and veal products, fresh or frozen.....	0221-01		167.4	161.2	156.7	12.1	-2.8
Beef fresh/frozen whole, half carcass, primal cut beef.....	0221-0103	06/01	124.3	117.1	117.1	3.0	0.0
Boneless beef, fresh/frozen, inc. ground bulk/patty.....	0221-0126	06/08	103.3	103.3	96.2	-	-6.9
Other beef product, fresh or frozen, inc. organ cuts, misp.....	0221-0128	06/01	262.5	230.3	166.1	35.5	-27.9
Veal, fresh or frozen, not canned or sausage, misp.....	0221-0129	12/88	108.1	104.0	97.2	-	-6.5
Fresh/frozen subprimal & fabricated cuts (boxed beef), not canned/sausage misp.....	0221-0133	12/95	155.0	150.4	151.2	10.0	0.5
Lamb or mutton, fresh or frozen, made in slaughtering plants... ..	0221-03		240.0	240.2	234.9	13.3	-2.2
Lamb or mutton, fresh or frozen, made in slaughtering plants... ..	0221-0321	12/88	192.0	192.1	187.9	13.3	-2.2
Pork products, fresh, frozen or processed.....	0221-04		150.7	127.5	125.8	2.3	-1.3
Pork, fresh/frozen, unprocessed, all cuts, ex. sausage.....	0221-0444	06/01	123.3	95.7	92.9	-0.4	-2.9
Pork, processed or cured, not canned or sausage.....	0221-0447	06/01	114.6	112.9	114.3	6.8	1.2
Other meats, fresh, frozen, or canned.....	0221-05		140.0	140.7	137.9	6.5	-2.0
Fresh/processed sausage, deli & cooked meats, etc.....	0221-0503	06/01	117.0	120.1	119.7	10.1	-0.3
Boxed meat (beef, pork, lamb, etc.), made from purchased carcasses.....	0221-0504	06/08	107.0	102.4	101.2	-	-1.2
Frozen ground meat patties, made from purchased carcasses.....	0221-0505	06/08	108.9	106.7	99.8	-	-6.5
Canned meats, excluding dog, cat, and baby food.....	0221-0579	12/88	139.9	140.8	140.1	3.5	-0.5
Portion control & other meat-type products.....	0221-0586	12/01	109.6	111.7	106.6	4.9	-4.6
Processed poultry.....	0222		141.9	138.4	136.5	4.9	-1.4
Young chickens (broilers/fryers/roasters).....	0222-03		147.7	140.9	137.8	3.4	-2.2
Young chickens (broilers/fryers/roasters).....	0222-0333	12/90	145.9	139.2	136.2	3.4	-2.2
Turkeys (toms/hens), inc. whole/parts/ground.....	0222-06		123.6	125.1	121.0	5.8	-3.3
Turkeys (toms/hens), inc. whole/parts/ground.....	0222-0611	12/90	122.7	124.2	120.1	5.7	-3.3
Canned, cooked, smoked or prepared poultry.....	0222-08		139.1	143.0	145.8	8.2	2.0
Canned, cooked, smoked or prepared poultry.....	0222-0811	12/90	114.3	117.5	119.8	8.1	2.0
Unprocessed and packaged fish.....	0223		258.0	248.4	250.4	2.0	0.8
Unprocessed finfish.....	0223-01		322.1	257.2	288.9	-2.0	12.3
Haddock.....	0223-0101		155.2	96.7	89.3	-56.1	-7.7
Halibut.....	0223-0102		-	392.7	506.6	4.6	29.0
Salmon.....	0223-0103		264.6	-	-	-	-
Flounder.....	0223-0131	12/91	102.1	94.5	95.3	-38.4	0.8
Cod.....	0223-0132	12/91	110.4	80.5	94.6	-0.2	17.5
Pollock.....	0223-0133	12/91	35.5	30.7	25.0	-39.3	-18.6
Other finfish.....	0223-0199	12/91	263.5	319.2	301.5	-18.4	-5.5
Fresh packaged fish and seafood.....	0223-02		303.3	305.2	304.4	2.0	-0.3
Fresh packaged fish and seafood.....	0223-0209	12/82	261.0	262.6	262.0	2.0	-0.2
Frozen packaged fish and seafood.....	0223-03		209.3	206.5	205.5	10.2	-0.5
Frozen packaged fish, excluding shellfish.....	0223-0311	12/82	230.1	228.7	228.0	10.9	-0.3
Frozen packaged shellfish and other seafood.....	0223-0313	12/82	189.7	185.3	183.9	9.3	-0.8
Canned and cured seafood.....	0223-04		118.4	120.9	120.0	8.2	-0.7
Canned and cured seafood.....	0223-0429	12/84	134.2	137.0	136.0	8.2	-0.7
Unprocessed shellfish.....	0223-05	12/91	140.9	136.8	131.7	-27.0	-3.7
Shrimp.....	0223-0501	12/91	116.2	91.3	85.0	-14.4	-6.9
Crabs.....	0223-0502	12/91	110.5	167.4	163.8	-25.6	-2.2
Lobsters.....	0223-0503	12/91	101.4	75.9	72.8	-41.2	-4.1
Clams.....	0223-0504	12/91	198.1	198.1	198.1	-32.3	0.0
Other shellfish.....	0223-0599	12/91	120.8	122.1	117.8	-21.7	-3.5
Dairy products.....	023		186.8	178.3	174.3	-7.7	-2.2
Fluid milk products.....	0231		210.6	204.3	193.4	-7.7	-5.3
Packaged fluid milk and related products.....	0231-03	12/82	220.4	212.7	202.8	-8.4	-4.7
Fluid whole milk.....	0231-0301		212.5	205.8	195.0	-9.5	-5.2
Reduced fat and lowfat milk (1/2-2).....	0231-0302	12/82	242.6	230.4	218.6	-10.8	-5.1
Fat free or skim milk.....	0231-0303	12/82	245.9	231.0	217.2	-14.9	-6.0
Cream: light, heavy, sour, half & half, and whipped.....	0231-0304	12/82	187.4	190.7	188.9	6.8	-0.9
Cottage cheese.....	0231-04	12/82	223.2	211.7	205.2	-11.2	-3.1
Cottage cheese.....	0231-0401	12/82	223.2	211.7	205.2	-11.2	-3.1

See footnotes at end of table.

Table 6. Producer price indexes and percent changes for commodity groupings and individual items, not seasonally adjusted — Continued
 [1982=100 unless otherwise indicated]

Commodity	Commodity code	Other index base	Index			Percent change to Dec. 2008 from:	
			Aug. 2008 ¹	Nov. 2008 ¹	Dec. 2008 ¹	Dec. 2007	Nov. 2008
Fluid milk products - Continued							
Other milk products.....	0231-05	12/82	184.5	181.9	180.0	-0.4	-1.0
Other milk products.....	0231-0501	12/82	184.5	181.9	180.0	-0.4	-1.0
Bulk fluid milk and cream.....	0231-06	12/91	144.0	140.8	125.6	-9.7	-10.8
Bulk fluid milk and cream.....	0231-0601	12/91	144.0	140.8	125.6	-9.7	-10.8
Butter.....	0232		120.9	121.5	95.9	-3.3	-21.1
Butter.....	0232-01		120.9	121.5	95.9	-3.3	-21.1
Creamery butter.....	0232-0114	06/84	120.7	121.3	95.7	-3.3	-21.1
Natural, processed, and imitation cheese.....	0233		169.4	160.7	164.9	-4.1	2.6
Natural cheese, except cottage cheese.....	0233-02		163.2	155.5	160.8	-3.9	3.4
Natural cheese, except cottage cheese.....	0233-0212	06/88	179.0	170.6	176.4	-3.9	3.4
Processed cheese and related products.....	0233-03		169.0	158.2	159.9	-3.8	1.1
Processed cheese and related products.....	0233-0312	06/88	179.6	168.2	170.0	-3.8	1.1
Imitation cheese.....	0233-04	06/88	243.0	244.9	235.2	13.2	-4.0
Imitation cheese.....	0233-0401	06/88	243.0	244.9	235.2	13.2	-4.0
Liquid raw whey.....	0233-07	12/04	156.3	104.0	107.6	-59.0	3.5
Liquid raw whey.....	0233-0701	12/04	156.3	104.0	107.6	-59.0	3.5
Ice cream and frozen desserts.....	0234		188.1	189.3	190.0	1.9	0.4
Ice cream and frozen desserts.....	0234-02	06/83	185.6	186.7	187.4	1.8	0.4
Ice Cream and frozen desserts.....	0234-0201	06/83	185.6	186.7	187.4	1.8	0.4
Dry, condensed, and evaporated milk products.....	0235		178.3	155.6	149.3	-24.9	-4.0
Dry milk product, including feed grade.....	0235-02	12/83	153.0	123.5	119.2	-36.3	-3.5
Dry milk products, including feed grade.....	0235-0201	12/83	153.0	123.5	119.2	-36.3	-3.5
Liquid milk products.....	0235-03	12/83	222.9	210.8	203.2	-6.3	-3.6
Consumer-type canned milk products.....	0235-0301	12/83	245.9	243.4	239.0	6.6	-1.8
Bulk liquid milk products, including feed grade.....	0235-0303	12/83	178.5	143.5	128.2	-38.5	-10.7
Processed fruits and vegetables.....	024		167.1	173.6	174.5	9.2	0.5
Canned fruits and juices.....	0241		178.8	188.5	186.1	7.3	-1.3
Canned fruits.....	0241-01		166.9	180.3	180.2	14.2	-0.1
Canned fruits.....	0241-0105	12/87	147.0	158.8	158.8	14.2	0.0
Canned fruit juices.....	0241-02		187.5	195.5	191.9	4.4	-1.8
Canned or fresh fruit juices.....	0241-0239	12/87	154.3	161.0	158.0	4.4	-1.9
Frozen fruits, juices and ades.....	0242		149.3	144.8	142.1	-18.2	-1.9
Frozen fruits, melons, and berries.....	0242-02		216.9	217.2	213.6	12.4	-1.7
Frozen fruits, melons, and berries.....	0242-0209	12/90	204.7	205.0	201.6	12.4	-1.7
Frozen juices and ades.....	0242-03		126.8	120.7	118.4	-29.6	-1.9
Frozen orange juice.....	0242-0301		121.8	115.2	112.8	-32.9	-2.1
Other frozen fruit & berry juices, ades, concentrated.....	0242-0314	06/05	40.2	40.3	40.3	-	0.0
Canned vegetables and juices.....	0244		158.6	165.4	167.8	16.0	1.5
Can vegetables and juices.....	0244-01		158.6	165.4	167.8	16.0	1.5
Canned vegetables, excl. hominy and mushrooms.....	0244-0102	12/87	162.6	172.8	180.2	25.5	4.3
Catsup and other tomato sauces.....	0244-0127	12/87	149.4	154.6	153.7	11.0	-0.6
Canned vegetable juices.....	0244-0139	12/87	123.7	123.7	123.7	4.8	0.0
Frozen vegetables.....	0245		161.1	171.5	176.6	15.3	3.0
Frozen potatoes.....	0245-02	12/90	144.8	159.3	167.7	20.3	5.3
Frozen French fried potatoes.....	0245-0201		177.3	196.3	208.3	21.5	6.1
Other frozen potato products.....	0245-0209		182.4	195.3	198.3	15.0	1.5
Frozen vegetables, except potatoes.....	0245-05	12/90	128.4	131.3	131.3	9.1	0.0
Frozen vegetable combinations.....	0245-0521	12/90	115.7	116.8	116.8	6.3	0.0
Frozen vegetables, exc. potatoes & vegetable combinations.....	0245-0541	06/97	125.0	128.3	128.4	10.0	0.1
Dried and dehydrated food.....	0248	12/03	133.9	135.9	136.0	12.7	0.1
Dried and dehydrated food.....	0248-01	12/03	133.9	135.9	136.0	12.7	0.1
Dried and dehydrated food.....	0248-0101	12/03	133.9	135.9	136.0	12.7	0.1
Sugar and confectionery.....	025		182.5	190.1	190.5	12.5	0.2
Raw cane sugar and byproducts.....	0252		135.0	130.6	131.7	3.9	0.8
Raw cane sugar and byproducts.....	0252-01		135.0	130.6	131.7	3.9	0.8
Raw cane sugar & other mill products & byproducts.....	0252-0103	12/03	124.5	120.4	121.4	3.8	0.8
Refined sugar and byproducts.....	0253		141.9	154.8	153.2	19.4	-1.0
Refined sugar products and byproducts.....	0253-07	12/02	118.2	128.9	127.5	19.4	-1.1
Refined cane sugar and byproducts.....	0253-0701	12/02	116.1	134.1	134.9	24.7	0.6
Refined beet sugar and byproducts.....	0253-0702	12/02	120.8	122.3	118.1	12.5	-3.4
Confectionery materials.....	0254		177.0	177.5	176.8	15.0	-0.4
Confectionery materials.....	0254-01		177.0	177.5	176.8	15.0	-0.4
Chocolate coatings.....	0254-0104	06/83	127.6	127.8	127.3	8.9	-0.4

See footnotes at end of table.

Table 6. Producer price indexes and percent changes for commodity groupings and individual items, not seasonally adjusted — Continued
 [1982=100 unless otherwise indicated]

Commodity	Commodity code	Other index base	Index			Percent change to Dec. 2008 from:	
			Aug. 2008 ¹	Nov. 2008 ¹	Dec. 2008 ¹	Dec. 2007	Nov. 2008
Confectionery materials - Continued							
Other chocolate and cocoa products.....	0254-0105	06/83	180.1	176.7	176.6	4.3	-0.1
Corn sweeteners.....	0254-0107	06/85	209.4	211.1	210.1	19.0	-0.5
Confectionery end products.....							
Chewing gum.....	0255		219.5	229.7	231.1	10.7	0.6
Chewing gum.....	0255-02		208.8	244.7	244.7	17.4	0.0
Chewing gum.....	0255-0201		208.8	244.7	244.7	17.4	0.0
Candy and nuts.....	0255-03	06/83	196.3	202.5	204.0	10.0	0.7
Chocolate and chocolate-type confectionery products.....	0255-0301	06/83	195.4	206.4	207.6	15.3	0.6
Nonchocolate confectionery products.....	0255-0302	06/83	183.4	188.7	191.0	10.8	1.2
Nuts and seeds (salted, roasted, cooked or blanched).....	0255-0304	06/91	145.1	141.5	142.0	-3.1	0.4
Other confectionery products.....	0255-0305	06/91	132.7	133.3	133.3	2.1	0.0
Sweetening syrups and molasses.....	0255-04	12/85	148.1	154.9	155.0	8.7	0.1
Sweetening syrups and molasses.....	0255-0401	12/85	148.1	154.9	155.0	8.7	0.1
Beverages and beverage materials.....							
Alcoholic beverages.....	0261		173.5	175.4	175.2	5.0	-0.1
Malt beverages.....	0261-01		166.1	168.5	167.8	3.7	-0.4
Bottled beer.....	0261-0101		164.1	168.5	167.7	5.7	-0.5
Bottled beer.....	0261-0101		141.4	147.0	145.1	5.6	-1.3
Canned beer.....	0261-0103		173.3	176.5	176.5	5.6	0.0
Beer and ale in barrels and kegs.....	0261-0105	06/82	201.7	209.3	207.6	7.1	-0.8
Other malt beverages.....	0261-0108	12/03	114.2	114.6	114.7	4.4	0.1
Distilled & bottled liquor (excluding brandy), and distilled grains... Distilled & bottled liquor (excluding brandy), and distilled grains.....	0261-02 0261-0215	06/83	177.6 194.4	174.0 190.4	172.6 188.9	1.4 1.3	-0.8
Wines, brandy and brandy spirits.....	0261-04	12/83	162.4	163.2	163.2	0.9	0.0
Wines, brandy, and brandy spirits.....	0261-0441	06/06	103.6	104.1	104.1	1.0	0.0
Soft drinks.....							
Noncarbonated soft drinks.....	0262		175.3	176.6	176.8	4.9	0.1
Noncarbonated soft drinks.....	0262-06		175.5	172.9	178.8	6.9	3.4
Bottled water manufacturing.....	0262-0608	12/03	99.1	100.3	99.2	0.4	-1.1
Noncarbonated soft drinks.....	0262-0609		182.5	178.4	186.8	8.7	4.7
Bottled carbonated soft drinks.....	0262-07	12/96	141.8	144.7	142.8	4.2	-1.3
Bottled carbonated soft drinks.....	0262-0705	12/96	139.4	142.3	140.3	4.1	-1.4
Canned carbonated soft drinks.....	0262-08	12/96	119.8	121.3	119.9	3.8	-1.2
Canned carbonated soft drinks.....	0262-0801	12/96	119.8	121.3	119.9	3.8	-1.2
Packaged beverage materials.....							
Coffee (whole bean, ground, & instant).....	0263		177.6	178.6	177.9	6.9	-0.4
Soluble (instant) coffee.....	0263-01		180.7	181.5	180.8	7.3	-0.4
Soluble (instant) coffee.....	0263-0103		172.8	172.8	172.8	13.0	0.0
Ground roasted and whole bean coffee.....	0263-0104	06/88	156.3	157.0	156.3	6.3	-0.4
Tea.....	0263-03		156.3	158.6	158.3	4.6	-0.2
Tea in consumer packages, exc. canned ice tea.....	0263-0313	12/85	132.5	134.4	134.3	4.7	-0.1
Other beverage materials.....							
Other beverage materials.....	0264		193.5	196.2	197.9	11.6	0.9
Other beverage materials.....	0264-01		193.5	196.2	197.9	11.6	0.9
Malt and malt by-products.....	0264-0101		136.2	135.8	146.0	36.7	7.5
Liquid beverage bases, not used for soft drinks.....	0264-0109	12/85	165.8	166.9	166.8	3.7	-0.1
Liquid beverage bases, used for soft drinks.....	0264-0111	12/85	212.8	216.6	216.7	9.6	0.0
Fats and oils.....							
Animal fats and oils.....	027		322.1	260.4	247.1	0.0	-5.1
Animal fats and oils.....	0271		336.3	245.0	185.3	-19.2	-24.4
Animal fats and oils, made in slaughtering plants.....	0271-01		336.3	245.0	185.3	-19.2	-24.4
Animal fats and oils, made in slaughtering plants.....	0271-0117	06/01	387.7	282.5	213.7	-19.1	-24.4
Shortening and cooking oil.....							
Shortening and cooking oil.....	0278		321.1	265.1	250.3	3.3	-5.6
Shortening and cooking oil.....	0278-01		321.1	265.1	250.3	3.3	-5.6
Shortening, 100% vegetable.....	0278-0102	12/89	202.2	175.0	148.6	2.6	-15.1
Margarine.....	0278-0109		354.3	295.9	278.1	-5.7	-6.0
Salad and cooking oils.....	0278-0111		345.4	313.7	308.4	23.8	-1.7
All other fully refined oils.....	0278-0113		252.4	180.1	174.8	-9.5	-2.9
Other oilseed processing.....							
Other oilseed processing.....	027A	12/04	229.6	192.9	186.6	3.3	-3.3
Other oilseed processing.....	027A-01	12/04	229.6	192.9	186.6	3.3	-3.3
Other oilseed processing.....	027A-0101	12/04	229.6	192.9	186.6	3.3	-3.3
Miscellaneous processed foods.....							
Jams, jellies, and preserves.....	028		197.4	202.1	200.3	9.2	-0.9
Jams, jellies, and preserves.....	0281		161.9	176.3	169.7	8.8	-3.7
Jams, jellies, and preserves.....	0281-01		161.9	176.3	169.7	8.8	-3.7
Jams, jellies, and preserves.....	0281-0102	12/87	143.3	156.0	150.2	8.8	-3.7
Pickles and pickle products.....							
Pickles and pickle products.....	0282		203.9	203.9	210.1	5.1	3.0
Pickles and pickle products.....	0282-01		203.9	203.9	210.1	5.1	3.0
Pickles and pickle products.....	0282-0106	12/86	182.3	182.3	187.8	5.2	3.0

See footnotes at end of table.

Table 6. Producer price indexes and percent changes for commodity groupings and individual items, not seasonally adjusted — Continued
[1982=100 unless otherwise indicated]

Commodity	Commodity code	Other index base	Index			Percent change to Dec. 2008 from:	
			Aug. 2008 ¹	Nov. 2008 ¹	Dec. 2008 ¹	Dec. 2007	Nov. 2008
Miscellaneous processed foods - Continued							
Processed eggs.....	0283		182.9	199.9	162.5	-0.7	-18.7
Processed eggs.....	0283-01		182.9	199.9	162.5	-0.7	-18.7
Processed eggs, liquid, dried, or frozen.....	0283-0111	12/90	150.5	164.5	133.8	-0.6	-18.7
Canned specialties.....	0284		200.5	206.9	209.7	11.3	1.4
Canned specialties.....	0284-01		200.5	206.9	209.7	11.3	1.4
Canned dry beans.....	0284-0102	12/82	141.8	141.9	146.0	10.7	2.9
Canned soups.....	0284-0104	12/82	262.6	274.7	277.1	10.6	0.9
Canned baby foods (except cereal & biscuits) and other canned specialties and nationality foods.....	0284-0105	06/08	99.5	101.6	103.2	-	1.6
Frozen specialties.....	0285		170.9	174.0	174.0	9.4	0.0
Frozen specialties.....	0285-01		170.9	174.0	174.0	9.4	0.0
Frozen pies and other baked goods.....	0285-0109	12/82	226.0	227.1	228.2	15.8	0.5
Frozen dinners, entrees and side dishes.....	0285-0111	12/82	154.6	156.6	156.8	6.4	0.1
Other frozen specialties.....	0285-0113	12/82	164.3	172.7	171.2	9.2	-0.9
Meat sauces.....	0286		171.2	175.2	177.9	9.0	1.5
Sauces and marinades, except tomato.....	0286-01		171.2	175.2	177.9	9.0	1.5
Sauces and marinades, except tomato.....	0286-0103	12/86	142.0	145.3	147.5	8.9	1.5
Other miscellaneous processed foods.....	0289		208.2	212.1	211.5	9.6	-0.3
Other miscellaneous processed foods.....	0289-01		208.2	212.1	211.5	9.6	-0.3
Mayonnaise, salad dressings, and sandwich spreads.....	0289-0102	12/86	213.8	205.6	205.7	11.8	0.0
Dry mix preparations.....	0289-0148	06/91	130.3	131.5	130.4	4.9	-0.8
Perishable non-frozen prepared food manufacturing, including tortillas.....	0289-0149	06/91	146.4	146.2	147.5	4.5	0.9
Flavoring extracts, emulsions & other liquid flavors.....	0289-0151	12/85	143.9	144.4	145.0	6.3	0.4
Other flavoring agents, except chocolate syrup.....	0289-0154	12/00	110.9	110.5	109.2	-1.4	-1.2
Spices.....	0289-0156	06/91	182.5	188.1	187.9	8.9	-0.1
Peanut butter.....	0289-0158	06/91	112.4	114.3	114.4	15.4	0.1
Manufactured ice.....	0289-0161	12/85	175.1	175.1	179.2	4.2	2.3
Dairy product substitutes.....	0289-0162	06/92	148.2	148.2	148.2	1.4	0.0
Desserts (ready-to-mix).....	0289-0171	12/85	167.3	-	-	-	-
Chips (potato, corn, etc.).....	0289-0172	12/85	184.9	196.2	194.9	22.4	-0.7
Cider and vinegar.....	0289-0174	12/85	134.8	133.3	133.1	4.1	-0.2
Other food preparations.....	0289-0175	12/85	166.9	169.9	170.3	8.0	0.2
Prepared animal feeds.....	029		203.6	176.6	170.9	10.0	-3.2
Corn, cottonseed, & soybean cake & meal.....	0292		173.6	158.9	156.0	22.4	-1.8
Corn, cottonseed, and soybean cake & meal.....	0292-01		173.6	158.9	156.0	22.4	-1.8
Soybean cake, meal, and other byproducts.....	0292-0112	12/04	211.8	193.8	190.3	22.5	-1.8
Formula feeds.....	0293		225.8	187.3	178.5	5.0	-4.7
Formula feeds.....	0293-01		225.8	187.3	178.5	5.0	-4.7
Poultry feeds: egg-type, broiler and turkey.....	0293-0102	12/86	240.8	188.3	174.1	1.6	-7.5
Dairy cattle feeds, complete.....	0293-0104	12/86	220.0	187.2	191.4	9.1	2.2
Dairy cattle feeds, supplements and concentrates.....	0293-0106	12/86	235.8	221.5	215.7	19.3	-2.6
Swine feeds, complete.....	0293-0108	12/86	245.3	207.8	196.2	-6.4	-5.6
Swine feed supplements, concentrates, and premixes.....	0293-0112	12/86	216.1	193.3	187.6	7.4	-2.9
Beef cattle feeds, complete.....	0293-0114	12/86	310.4	295.1	291.1	10.7	-1.4
Beef cattle feeds, supplements and concentrates.....	0293-0116	12/86	223.2	212.7	202.7	13.5	-4.7
Other poultry and livestock feeds.....	0293-0118	12/86	233.9	183.7	176.2	-1.4	-4.1
Miscellaneous feedstuffs.....	0294		232.2	203.3	197.9	7.8	-2.7
Pet food.....	0294-02		223.6	220.8	220.8	18.2	0.0
Dog and cat food.....	0294-0202	12/85	190.5	189.6	189.6	19.5	0.0
Other pet and specialty feeds.....	0294-0203	12/85	194.8	182.3	182.0	9.4	-0.2
Other than pet food.....	0294-03		227.3	167.0	155.1	-7.2	-7.1
Meat meal and meat and bone meal.....	0294-0301		179.4	134.7	127.8	-4.1	-5.1
Corn wet process byproducts, incl. gluten.....	0294-0317	06/85	120.6	105.0	94.7	-17.7	-9.8
Other animal feeds, incl. fish scrap & feather.....	0294-0325	12/97	185.8	141.1	131.4	-2.2	-6.9
Miscellaneous by-products of meat packing.....	0294-0333	06/01	388.1	230.7	216.2	-7.5	-6.3
Textile products and apparel.....	03		130.1	130.3	129.4	2.2	-0.7
Synthetic fibers.....	031		118.8	116.0	114.5	-0.6	-1.3
Unprocessed filament yarns.....	0315		123.1	120.2	118.7	-0.6	-1.2
Non-cellulosic.....	0315-02		113.7	111.0	109.6	-0.5	-1.3
Fibrous glass yarn.....	0315-0231		91.2	93.2	92.7	-0.3	-0.5
Non-cellulosic organic fibers.....	0315-0241	06/05	107.3	104.0	102.5	-0.6	-1.4
Processed yarns and threads.....	032		125.7	126.1	121.3	2.1	-3.8
Yarns.....	0326		121.1	121.5	116.8	2.1	-3.9

See footnotes at end of table.

Table 6. Producer price indexes and percent changes for commodity groupings and individual items, not seasonally adjusted — Continued
 [1982=100 unless otherwise indicated]

Commodity	Commodity code	Other index base	Index			Percent change to Dec. 2008 from:	
			Aug. 2008 ¹	Nov. 2008 ¹	Dec. 2008 ¹	Dec. 2007	Nov. 2008
Yarns - Continued							
Spun cotton yarns.....	0326-01		96.2	94.6	93.6	4.0	-1.1
Carded cotton yarns.....	0326-0111	12/00	104.4	102.9	102.0	4.5	-0.9
Combed cotton yarns.....	0326-0121	12/00	103.2	100.6	98.9	2.1	-1.7
Spun wool yarns.....	0326-02		150.9	151.1	151.1	4.1	0.0
Spun wool yarns.....	0326-0206	12/04	120.7	120.9	120.9	4.0	0.0
Spun synthetic yarns.....	0326-03		135.9	133.4	131.3	2.0	-1.6
Spun synthetic yarns.....	0326-0304	12/94	121.8	119.6	117.7	2.1	-1.6
Other throwing and winding mill products.....	0326-04	12/88	131.7	134.1	125.5	1.3	-6.4
Textured bulked or crimped filament yarn.....	0326-0403	12/96	113.5	113.7	110.8	5.7	-2.6
Commission throwing/texturing filament yarn.....	0326-05	12/88	110.6	110.6	110.6	0.5	0.0
Commission throwing/texturing of filament yarn.....	0326-0501	12/88	110.6	110.6	110.6	0.5	0.0
Other spun natural yarns.....	0326-07	06/08	100.6	103.0	97.7	-	-5.1
Other spun natural yarns.....	0326-0701	06/08	100.6	103.0	97.7	-	-5.1
Threads.....	0327		201.2	201.3	201.3	4.8	0.0
Thread.....	0327-05	12/00	122.8	122.8	122.8	4.9	0.0
Thread.....	0327-0501	12/00	122.8	122.8	122.8	4.9	0.0
Gray fabrics.....	033		125.2	125.1	125.9	3.9	0.6
Broadwovens.....	0337		121.6	121.1	119.0	-2.3	-1.7
Cotton.....	0337-01		111.7	111.5	110.2	0.3	-1.2
Gray cotton broadwoven fabric.....	0337-0104	12/94	94.6	94.5	93.4	0.2	-1.2
Synthetic.....	0337-03		121.8	121.1	118.7	-3.4	-2.0
Gray synthetic broadwoven fabric.....	0337-0304	12/94	107.0	106.4	104.3	-3.4	-2.0
Knits.....	0338		116.8	116.9	147.9	29.6	26.5
Circular knits, except hosiery.....	0338-03		112.8	112.8	158.2	45.3	40.2
Greige circular knit, except hosiery.....	0338-0301		112.8	112.8	158.2	45.3	40.2
Warp knits, except hosiery.....	0338-04		124.9	125.0	128.3	-	2.6
Greige warp knits, except hosiery.....	0338-0401		124.9	125.0	128.3	-	2.6
Other fabrics.....	0339	06/84	145.4	147.2	142.6	16.2	-3.1
Tire cord fabric.....	0339-01	06/84	145.4	147.2	142.6	16.2	-3.1
Tire cord and tire fabric.....	0339-0101	06/84	145.4	147.2	142.6	16.2	-3.1
Finished fabrics.....	034		136.0	136.3	134.8	4.3	-1.1
Broadwovens.....	0342		136.9	135.9	132.5	2.2	-2.5
Cotton.....	0342-01		123.7	123.4	123.4	4.4	0.0
Finished cotton broadwoven fabric.....	0342-0104	12/94	109.6	109.2	109.2	4.3	0.0
Wool.....	0342-02		124.3	128.4	126.9	2.3	-1.2
Finished wool broadwoven fabrics, inc. commission.....	0342-0209	12/03	98.6	101.9	100.7	2.2	-1.2
Synthetic.....	0342-03		148.6	147.1	141.2	0.9	-4.0
Finished manmade fiber and silk broadwoven fabric.....	0342-0304	12/94	122.3	121.1	116.2	0.9	-4.0
Narrow fabrics.....	0344		137.5	141.4	140.7	3.4	-0.5
Woven and braided narrow fabric.....	0344-02	06/84	137.5	141.4	140.7	3.4	-0.5
Woven & braided narrow fabrics.....	0344-0204	12/89	126.2	129.6	129.1	3.4	-0.4
Nonwovens and felt goods.....	0345		152.6	154.3	152.8	9.2	-1.0
Nonwovens and felt goods.....	0345-03		152.6	154.3	152.8	9.2	-1.0
Nonwoven fabrics.....	0345-0321		150.4	149.1	147.8	5.6	-0.9
Pressed, punched, or needled felts, except hats.....	0345-0333	12/01	119.3	131.4	129.5	27.2	-1.4
Coated fabrics, not rubberized.....	0346	06/85	180.1	181.0	180.7	9.3	-0.2
Coated fabrics, not rubberized.....	0346-01	06/85	180.1	181.0	180.7	9.3	-0.2
Vinyl coated fabrics.....	0346-0102	06/85	189.0	189.8	189.6	17.5	-0.1
Other coated or laminated fabrics and coated yarns.....	0346-0103	06/85	175.9	176.8	176.5	3.7	-0.2
Embroideries and lace goods.....	0347	06/85	159.2	159.1	159.1	1.1	0.0
Embroideries.....	0347-01	06/85	159.3	159.2	159.2	1.1	0.0
Schiffli machine embroideries.....	0347-0105	06/85	168.6	168.6	168.6	8.4	0.0
Printing and stamping on apparel.....	0347-0106	12/85	157.1	156.9	156.9	0.8	0.0
Lace goods.....	0347-02	12/85	138.6	138.6	-	-	-
Knit fabrics, finished in knitting mills.....	0348	12/03	99.1	99.7	100.1	2.9	0.4
Circular knit fabrics.....	0348-01	12/03	109.0	-	-	-	-
Circular knit fabrics, finished in knitting mills.....	0348-0101	12/03	109.0	-	-	-	-
Warp knit fabrics.....	0348-02	12/03	89.8	90.7	91.4	2.2	0.8
Warp knit fabrics, finished in knitting mills.....	0348-0201	12/03	89.8	90.7	91.4	2.2	0.8
Apparel & other fabricated textile prods.....	038		130.1	130.8	130.7	1.5	-0.1
Apparel.....	0381		128.0	128.4	128.4	0.9	0.0
Miscellaneous apparel and accessories.....	0381-04	12/83	156.2	156.0	155.8	3.9	-0.1
Fur products.....	0381-0407	12/83	222.9	222.9	222.9	5.6	0.0

See footnotes at end of table.

Table 6. Producer price indexes and percent changes for commodity groupings and individual items, not seasonally adjusted — Continued
 [1982=100 unless otherwise indicated]

Commodity	Commodity code	Other index base	Index			Percent change to Dec. 2008 from:	
			Aug. 2008 ¹	Nov. 2008 ¹	Dec. 2008 ¹	Dec. 2007	Nov. 2008
Apparel - Continued							
Milling, hats, and caps.....	0381-0413	12/90	144.4	144.5	144.4	3.9	-0.1
Fabric and leather gloves and mittens.....	0381-0417	12/03	121.1	107.4	107.5	4.6	0.1
Belts, other than leather.....	0381-0425	06/85	115.0	115.0	115.0	0.1	0.0
Leather and sheep-lined clothing.....	0381-0428	12/03	120.4	121.2	121.4	5.8	0.2
Apparel and accessories, n.e.c.....	0381-0441	12/85	144.3	145.0	144.8	3.7	-0.1
Contract work on apparel.....	0381-05	06/87	126.1	126.2	126.4	0.6	0.2
Contract work, women's/girls'/infants' shirts.....	0381-0511	06/07	100.3	100.3	100.3	0.2	0.0
Contract work, women's/girls'/infants' dresses.....	0381-0512	06/07	100.7	100.7	100.7	0.7	0.0
Contract work, women's/girls'/infants' outerwear.....	0381-0513	06/07	100.2	100.2	100.3	0.0	0.1
Contract work, women's/girls'/infants' other apparel.....	0381-0514	06/07	100.9	100.9	100.9	0.8	0.0
Contract work, men's/boys' pants and other outerwear.....	0381-0521	06/07	100.9	100.9	101.7	1.4	0.8
Contract work, men's/boys' embroidery and misc.....	0381-0522	06/07	102.4	102.4	102.4	2.4	0.0
Contract work, men's/boys' other apparel.....	0381-0523	06/07	101.4	101.8	101.8	1.0	0.0
Women's/girls'/infants' cut & sew apparel.....	0381-06	12/03	100.8	101.1	101.2	0.1	0.1
Women's and girls' knit shirts and blouses.....	0381-0601	12/03	105.1	106.3	105.8	0.3	-0.5
Women's and girls' woven shirts and blouse.....	0381-0602	12/03	106.2	106.3	106.3	3.9	0.0
Women's and girls' dresses.....	0381-0611	12/03	98.1	98.3	98.6	2.2	0.3
Women's and girls' coats and capes.....	0381-0621	12/03	94.4	94.4	94.4	-5.6	0.0
Women's and girls' suits and pantsuits.....	0381-0622	12/03	97.7	-	-	-	-
Women's and girls' separate skirts.....	0381-0623		113.4	113.5	113.5	0.5	0.0
Women's and girls' tailored jackets and vests.....	0381-0624		120.1	120.1	120.1	1.0	0.0
Women's and girls' jeans and slacks.....	0381-0631	12/03	97.6	97.7	97.8	-1.0	0.1
Women's misses', and juniors' swimwear.....	0381-0632	12/03	92.1	92.5	92.5	-9.9	0.0
Women's and girls' sweaters and shirts.....	0381-0634	12/06	100.0	100.0	100.0	0.0	0.0
Women's/girls' athletic, beach, and other outerwear.....	0381-0635	06/07	99.6	100.4	100.4	-0.1	0.0
Women's and girls' underwear.....	0381-0641	12/03	103.8	103.8	103.8	-0.3	0.0
Women's and girls' nightwear.....	0381-0642	12/03	98.0	98.0	98.0	0.4	0.0
Women's and girls' brassieres.....	0381-0643		146.1	146.8	146.8	-0.1	0.0
Women's/girls' corsets/combinations/accessories.....	0381-0644	12/03	114.7	115.1	115.1	3.7	0.0
Women's and girls' robes and dressing gown.....	0381-0645		190.9	191.4	191.4	0.8	0.0
Infants' outerwear.....	0381-0652	12/03	103.9	103.8	103.9	1.5	0.1
Men's and boys' cut and sew apparel.....	0381-07	12/03	99.8	100.3	100.3	1.5	0.0
Men's, junior boys', & little boys' trousers.....	0381-0701	12/03	95.2	95.2	95.6	0.2	0.4
Men's and junior boys' jeans.....	0381-0702	12/03	100.3	100.4	100.4	-	0.0
Men's and junior boys' work shirts.....	0381-0711	12/03	105.4	105.4	105.4	3.9	0.0
Men's and junior boys' work clothing.....	0381-0712	12/03	96.1	96.5	96.4	0.7	-0.1
Men's, junior boys', & little boys' knit shirts.....	0381-0721	12/03	97.5	97.5	97.5	0.3	0.0
Men's, junior boys', & little boys' woven shirts.....	0381-0722	12/03	111.7	111.7	111.7	2.8	0.0
Men's, junior & little boys' suits, incl. uniforms.....	0381-0731	12/03	101.9	104.9	104.9	4.6	0.0
Men's and junior boys' overcoats and topcoats.....	0381-0732	12/03	118.8	118.8	-	-	-
Men's and junior boys' tailored sport coats and vests.....	0381-0733	12/03	102.9	106.1	106.1	5.5	0.0
Men's/junior & little boys' nontailored heavy jackets.....	0381-0741	12/03	100.0	100.7	100.7	1.9	0.0
Men's/junior boys, & little boys' swimwear.....	0381-0742	12/03	87.1	90.2	90.2	11.9	0.0
Men's/boys' sweaters, & men's/junior boys' outerwear.....	0381-0743	12/03	105.3	105.6	105.6	0.5	0.0
Men's and junior boys' neckwear.....	0381-0751	12/03	102.9	103.0	103.0	0.4	0.0
Men's, junior boys', & little boys' underwear.....	0381-0761	12/03	103.1	103.3	103.3	-0.5	0.0
Apparel made in knitting mills.....	0381-08	12/03	100.7	100.6	100.6	1.2	0.0
Knit outerwear.....	0381-0807	06/05	104.1	104.1	104.1	1.4	0.0
Men's and boys' knit underwear and nightwear.....	0381-0811	12/03	104.0	105.3	105.3	5.1	0.0
Women's/girls'/infants' knit underwear/nightwear.....	0381-0812	12/03	103.5	103.5	103.5	1.1	0.0
Women's/girls' finished pantyhose and tights.....	0381-0821	12/03	105.8	104.7	106.0	2.9	1.2
Other women's/girls' finished sheer hosiery.....	0381-0822	12/03	108.4	107.9	109.2	2.5	1.2
Men's finished seamless hosiery and socks.....	0381-0824	12/03	101.0	101.0	100.4	-0.1	-0.6
All other finished hosiery and socks, exc. Sheer.....	0381-0825	12/03	98.9	98.9	98.9	0.3	0.0
Seamless hosiery shipped in the greige, exc. Sheer.....	0381-0826	12/03	103.6	100.2	100.2	2.3	0.0
Textile housefurnishings.....	0382		127.0	128.4	128.3	1.8	-0.1
Textile house furnishings.....	0382-03	06/83	136.8	138.3	138.2	1.8	-0.1
Curtains and draperies.....	0382-0304	12/05	105.0	105.8	105.7	2.2	-0.1
Other textiles, incl towels and bed textiles.....	0382-0312	06/05	102.5	103.6	103.6	1.8	0.0
Fabricated products, n.e.c.....	0383		144.7	146.7	146.0	3.9	-0.5
Industrial and other fabricated products.....	0383-03		144.1	146.1	145.5	3.9	-0.4
Soft fiber cordage and twine, except cotto.....	0383-0324	06/85	150.2	153.7	147.5	11.7	-4.0
Cotton cordage and twine.....	0383-0325	06/85	88.6	93.9	91.2	-6.0	-2.9
Textile bags.....	0383-0341	12/85	147.3	151.0	148.7	-0.5	-1.5
Canvas and related products.....	0383-0345	06/03	116.1	119.6	119.8	5.9	0.2
Fabricated textile products, nec.....	0383-0351	12/85	119.7	120.3	120.1	2.2	-0.2
Other trimmings and findings, nec.....	0383-0361	12/06	104.6	106.8	-	-	-

See footnotes at end of table.

Table 6. Producer price indexes and percent changes for commodity groupings and individual items, not seasonally adjusted — Continued
[1982=100 unless otherwise indicated]

Commodity	Commodity code	Other index base	Index			Percent change to Dec. 2008 from:	
			Aug. 2008 ¹	Nov. 2008 ¹	Dec. 2008 ¹	Dec. 2007	Nov. 2008
Textile products and apparel - Continued							
Miscellaneous textile products/services.....	039	06/85	133.7	134.9	134.7	3.7	-0.1
Textile materials n.e.c. & proc. textile was.....	0391	06/85	143.9	143.7	145.0	3.4	0.9
Textile fibers, yarns, and fabrics, n.e.c.....	0391-01	06/85	133.1	133.1	133.1	1.2	0.0
Padding and upholstery filling.....	0391-0104	12/85	125.3	125.3	125.3	-2.0	0.0
Textile waste.....	0391-02	12/85	158.2	157.8	160.7	5.9	1.8
Processed textile waste.....	0391-0201	12/85	204.2	209.6	206.3	4.9	-1.6
Recyclable textiles, incl. rags, scraps, & cloths.....	0391-0204	06/06	111.3	107.9	-	-	-
Contract work on textile products.....	0392	06/87	132.1	133.6	132.8	4.6	-0.6
Contract work on textile products.....	0392-01	06/87	132.1	133.6	132.8	4.6	-0.6
Commission finishing of broadwoven fabrics.....	0392-0101	06/87	144.1	145.9	144.9	5.1	-0.7
Comm. knit/knit & fin. of circular & warp.....	0392-0104	12/94	97.2	97.4	97.1	-0.5	-0.3
Other finishing of textiles.....	0393	12/01	107.0	108.2	107.9	3.2	-0.3
Other finishing of textiles.....	0393-01	12/01	107.0	108.2	107.9	3.2	-0.3
Textile and fabric finishing, except broadwoven.....	0393-0111	12/03	106.7	107.9	107.7	3.3	-0.2
Hides, skins, leather, and related products.....	04		174.9	174.6	171.7	-0.5	-1.7
Hides and skins, incl. cattle.....	041		200.0	196.0	181.3	-7.8	-7.5
Hides and skins, incl. cattle.....	0419	06/01	91.6	89.7	83.0	-7.8	-7.5
Hides and skins, incl. cattle.....	0419-01	06/01	91.6	89.7	83.0	-7.8	-7.5
Hides and skins, incl. cattle.....	0419-0108	06/01	91.6	89.7	83.0	-7.8	-7.5
Leather.....	042		234.2	235.6	235.5	1.0	0.0
Finished and unfinished leather.....	0427	12/97	128.4	129.1	129.1	1.0	0.0
Finished and unfinished leather.....	0427-01	12/97	128.4	129.1	129.1	1.0	0.0
Finished and unfinished leather.....	0427-0102	12/03	106.9	107.4	107.4	0.9	0.0
Contract tanning and finishing.....	0427-0109	12/97	124.3	127.6	127.1	5.2	-0.4
Footwear.....	043		157.9	158.4	159.7	3.4	0.8
Men's footwear, excluding athletic.....	0431		174.2	175.1	177.2	3.2	1.2
Men's footwear, excluding athletic.....	0431-05	12/93	121.5	122.1	123.6	3.3	1.2
Men's footwear (exc athletic) mfg.....	0431-0501	12/93	121.6	122.2	123.7	3.3	1.2
Women's footwear, excluding athletic.....	0432		141.3	141.3	141.3	2.9	0.0
Women's footwear, excluding athletic.....	0432-05	12/93	110.4	110.5	110.5	2.9	0.0
Women's footwear, except slippers.....	0432-0501	12/93	110.4	110.4	110.4	2.9	0.0
All other footwear.....	0439	12/02	105.0	105.0	105.0	4.5	0.0
All other footwear.....	0439-01	12/02	105.0	105.0	105.0	4.5	0.0
All other footwear.....	0439-0101	12/02	105.0	105.0	105.0	4.5	0.0
Other leather and related products.....	044		159.2	159.5	159.3	1.5	-0.1
Luggage and small leather goods.....	0441		152.2	152.5	152.0	2.4	-0.3
Luggage and small leather goods.....	0441-01		152.2	152.5	152.0	2.4	-0.3
Luggage.....	0441-0112	12/84	117.5	117.8	116.8	2.4	-0.8
Women's & children's handbags & purses.....	0441-0128	06/82	150.3	150.4	150.4	1.8	0.0
Other personal leather goods.....	0441-0132	06/82	160.8	160.9	161.6	2.8	0.4
Gloves.....	0442		176.0	176.0	179.1	4.7	1.8
Gloves.....	0442-01		176.0	176.0	179.1	4.7	1.8
Leather gloves and mittens.....	0442-0105	12/03	115.5	115.5	117.6	4.8	1.8
Leather/leather-like goods, n.e.c.....	0445	06/85	153.4	153.8	153.7	0.6	-0.1
Leather/leather-like goods, n.e.c.....	0445-01	06/85	153.4	153.8	153.7	0.6	-0.1
All other leather goods, nec.....	0445-0101	06/85	156.1	156.7	156.7	0.6	0.0
Leather belts.....	0445-0111	06/85	148.2	148.2	148.2	0.6	0.0
Fuels and related products and power.....	05		237.9	162.5	146.3	-24.0	-10.0
Coal.....	051		170.1	170.8	169.9	29.2	-0.5
Anthracite.....	0511		188.2	193.0	194.3	17.8	0.7
Prepared anthracite shipped.....	0511-01		210.4	217.2	217.0	21.0	-0.1
Prepared anthracite shipped.....	0511-0117	12/86	216.7	223.7	223.5	21.0	-0.1
Unprepared anthracite shipped.....	0511-02		123.4	123.4	-	-	-
Unprepared anthracite shipped.....	0511-0214	12/86	117.7	117.7	-	-	-
Bituminous coal and Lignite.....	0512		169.8	170.6	169.7	29.2	-0.5
Unprepared bituminous coal and Lignite.....	0512-08		137.3	137.4	136.5	5.2	-0.7
Unprepared bituminous coal and Lignite.....	0512-081		137.3	137.4	136.5	5.2	-0.7
Unprepared bituminous coal and lignite from surface mine.....	0512-0811	06/08	101.0	101.3	99.7	-	-1.6
Unprepared bituminous coal and lignite from underground mine.....	0512-0812	06/08	101.1	101.0	101.0	-	0.0
Prepared bituminous coal and lignite.....	0512-09	12/01	180.5	181.4	180.5	35.5	-0.5

See footnotes at end of table.

Table 6. Producer price indexes and percent changes for commodity groupings and individual items, not seasonally adjusted — Continued
 [1982=100 unless otherwise indicated]

Commodity	Commodity code	Other index base	Index			Percent change to Dec. 2008 from:	
			Aug. 2008 ¹	Nov. 2008 ¹	Dec. 2008 ¹	Dec. 2007	Nov. 2008
Bituminous coal and Lignite - Continued							
Prepared bituminous coal & lignite, washed by wet-washing, pneumatic, or other.....	0512-091	12/01	221.4	225.2	222.8	57.7	-1.1
Prepared bituminous coal & lignite surface mine, wet-washing, pneumatic, or other.....	0512-0911	06/08	112.3	109.1	111.7	-	2.4
Prepared bituminous coal & lignite underground mine, wet-washing, pneumatic, or other.....	0512-0912	06/08	104.0	108.1	105.2	-	-2.7
Prepared bituminous coal & lignite, mechanically crushed/screened/sized only.....	0512-092	12/01	147.4	145.7	146.2	7.7	0.3
Prepared bituminous coal & lignite surface mine, mechanically crushed/screened/sized only.....	0512-0921	06/08	99.2	99.7	100.0	-	0.3
Prepared bituminous coal underground mine, mechanically crushed/screened/sized only.....	0512-0922	06/08	104.4	94.1	94.3	-	0.2
Gas fuels.....	053		367.9	196.1	209.6	-33.3	6.9
Natural gas.....	0531		355.7	205.6	235.8	-19.3	14.7
Natural gas.....	0531-01		355.7	205.6	235.8	-19.3	14.7
Natural gas.....	0531-0105	06/96	450.8	260.5	298.9	-19.3	14.7
Liquefied petroleum gas.....	0532		429.4	178.2	139.4	-65.5	-21.8
Liquefied petroleum gas.....	0532-01		429.4	178.2	139.4	-65.5	-21.8
Propane.....	0532-0104		494.5	227.1	185.4	-59.6	-18.4
Butane.....	0532-0105		301.2	134.8	97.7	-66.6	-27.5
Gas mixtures and other natural gas liquids.....	0532-0107	06/84	427.8	163.2	129.3	-67.6	-20.8
Electric power.....	054		183.2	177.2	177.8	6.9	0.3
Residential electric power.....	0541	12/90	151.5	147.1	147.5	6.3	0.3
Residential electric power.....	0541-21	12/90	151.5	147.1	147.5	6.3	0.3
Residential electric power.....	0541-2101	12/90	151.5	147.1	147.5	6.3	0.3
Commercial electric power.....	0542		182.6	176.7	177.1	8.5	0.2
Commercial electric power.....	0542-21	12/90	159.8	154.6	155.0	8.5	0.3
Commercial electric power.....	0542-2101	12/90	159.8	154.6	155.0	8.5	0.3
Industrial electric power.....	0543		197.1	189.4	190.6	5.9	0.6
Industrial electric power.....	0543-21	12/90	165.7	159.3	160.3	5.9	0.6
Industrial electric power.....	0543-2101	12/90	165.7	159.3	160.3	5.9	0.6
Other electric power.....	0545	12/90	145.9	139.4	140.7	1.7	0.9
Other electric power.....	0545-21	12/90	145.9	139.4	140.7	1.7	0.9
Other electric power.....	0545-2101	12/90	145.9	139.4	140.7	1.7	0.9
Utility natural gas.....	055	12/90	277.0	241.8	239.8	4.8	-0.8
Residential natural gas.....	0551	12/90	274.3	241.9	236.8	6.1	-2.1
Residential natural gas.....	0551-21	12/90	274.3	241.9	236.8	6.1	-2.1
Residential natural gas.....	0551-2101	12/90	274.3	241.9	236.8	6.1	-2.1
Commercial natural gas.....	0552	12/90	321.2	255.3	252.5	6.5	-1.1
Commercial natural gas.....	0552-21	12/90	321.2	255.3	252.5	6.5	-1.1
Commercial natural gas.....	0552-2101	12/90	321.2	255.3	252.5	6.5	-1.1
Industrial natural gas.....	0553	12/90	305.8	261.1	257.5	4.3	-1.4
Industrial natural gas.....	0553-21	12/90	305.8	261.1	257.5	4.3	-1.4
Industrial natural gas.....	0553-2101	12/90	305.8	261.1	257.5	4.3	-1.4
Natural gas to electric utilities.....	0554	12/90	204.6	189.0	192.5	2.1	1.9
Natural gas to electric utilities.....	0554-21	12/90	204.6	189.0	192.5	2.1	1.9
Natural gas to electric utilities.....	0554-2101	12/90	204.6	189.0	192.5	2.1	1.9
Crude petroleum (domestic production).....	056		321.6	150.6	103.9	-57.9	-31.0
Crude petroleum (domestic production).....	0561		321.6	150.6	103.9	-57.9	-31.0
Crude petroleum (domestic production).....	0561-01		321.6	150.6	103.9	-57.9	-31.0
Crude petroleum (domestic production).....	0561-0102	06/84	350.3	164.1	113.2	-57.9	-31.0
Petroleum products, refined.....	057		313.3	176.0	132.3	-44.6	-24.8
Gasoline.....	0571		310.1	154.9	114.5	-51.4	-26.1
Unleaded premium gasoline.....	0571-03		310.2	161.6	121.3	-49.3	-24.9
Unleaded premium gasoline.....	0571-0304	06/02	351.4	183.1	137.5	-49.2	-24.9
Unleaded regular gasoline.....	0571-04		307.7	151.5	111.7	-52.2	-26.3
Unleaded regular gasoline.....	0571-0404	06/02	369.8	182.0	134.2	-52.2	-26.3
Unleaded mid-premium gasoline.....	0571-05	12/87	511.4	262.0	192.2	-51.3	-26.6
Unleaded mid-premium gasoline.....	0571-0504	06/02	349.7	179.2	131.4	-51.4	-26.7
Kerosene and jet fuels.....	0572		314.7	224.3	177.9	-33.6	-20.7
Kerosene.....	0572-02		321.3	252.7	180.6	-33.7	-28.5
Kerosene.....	0572-0201		321.3	252.7	180.6	-33.7	-28.5
Jet fuel.....	0572-03		315.2	223.5	178.2	-33.6	-20.3

See footnotes at end of table.

Table 6. Producer price indexes and percent changes for commodity groupings and individual items, not seasonally adjusted — Continued
 [1982=100 unless otherwise indicated]

Commodity	Commodity code	Other index base	Index			Percent change to Dec. 2008 from:	
			Aug. 2008 ¹	Nov. 2008 ¹	Dec. 2008 ¹	Dec. 2007	Nov. 2008
Kerosene and jet fuels - Continued							
Jet fuel.....	0572-0301		317.6	225.2	179.6	-33.6	-20.2
Light fuel oils.....	0573		343.9	220.2	165.5	-37.9	-24.8
Home heating oil and other distillates.....	0573-02		345.4	213.9	154.6	-40.5	-27.7
Home heating oil and other distillates.....	0573-0201		345.4	213.9	154.6	-40.5	-27.7
No. 2 diesel fuel.....	0573-03		346.7	224.9	171.5	-36.9	-23.7
No. 2 diesel fuel.....	0573-0302	06/85	434.0	281.6	214.7	-36.9	-23.8
Residual fuels.....	0574		283.7	148.0	112.9	-43.8	-23.7
Residual fuels (heavy fuel oils, incl. #5, #6, heavy diesel, and other heavy fuel oils).....	0574-07	06/85	416.7	217.3	165.8	-43.8	-23.7
Residual fuels (heavy fuel oils, incl. #5, #6, heavy diesel, and other heavy fuel oils).....	0574-0703	06/02	368.3	192.1	146.6	-43.8	-23.7
Finished lubricants.....	0576		337.8	358.6	359.0	29.7	0.1
Lubricating grease.....	0576-03		293.7	315.0	320.1	25.8	1.6
Lubricating grease.....	0576-0303	06/85	287.4	308.1	313.1	25.7	1.6
Lubricating and similar oils.....	0576-04	06/85	318.6	337.9	337.7	30.2	-0.1
Lubricating and similar oils.....	0576-0401	06/85	318.6	337.9	337.7	30.2	-0.1
Petroleum and coal products, n.e.c.....	058	12/84	301.8	244.6	210.7	64.9	-13.9
Petroleum and coal products, n.e.c.....	0581	12/84	301.8	244.6	210.7	64.9	-13.9
Petroleum and coal products, n.e.c.....	0581-01	12/84	301.8	244.6	210.7	64.9	-13.9
Asphalt.....	0581-0112	06/85	338.7	248.8	199.1	48.3	-20.0
Other petroleum and coal products.....	0581-0119	12/84	366.0	366.3	356.7	98.5	-2.6
Chemicals and allied products.....	06		263.3	245.5	230.9	2.8	-5.9
Industrial chemicals.....	061		309.1	260.6	225.2	-8.1	-13.6
Basic inorganic chemicals.....	0613		287.7	289.9	296.9	50.6	2.4
Inorganic chemicals, other than alkalis and chlorine.....	0613-02		290.1	284.7	293.0	51.4	2.9
Aluminum compounds.....	0613-0209	06/95	162.9	—	157.2	24.6	—
Lime, inc., quick hydrated & dead burned dolomite.....	0613-0213		183.5	185.9	185.6	12.6	-0.2
Potassium & sodium compounds, ex. bleaches.....	0613-0217	06/01	227.6	239.9	293.7	120.0	22.4
Other inorganic acids, inc. hydrochloric.....	0613-0224	06/02	136.1	152.4	159.3	43.8	4.5
Sulfuric acid.....	0613-0232	06/87	268.9	283.5	234.4	32.9	-17.3
Rock salt.....	0613-0271	12/84	234.5	242.9	246.5	8.5	1.5
Other inorganic chemicals, nec.....	0613-0283	12/06	158.5	148.4	150.4	32.4	1.3
Potassium salts & boron.....	0613-0288	06/07	389.4	—	—	—	—
Alkalis and chlorine.....	0613-03		328.0	365.8	367.8	47.8	0.5
Natural sodium carbonate and sulfate.....	0613-0301		160.8	166.9	—	—	—
Chlorine, sodium hydroxide, and other alkalis.....	0613-0302	06/05	158.6	177.6	178.3	49.7	0.4
Basic organic chemicals.....	0614		314.2	254.0	208.7	-18.6	-17.8
Primary basic organic chemicals.....	0614-01		404.6	275.1	188.4	-41.8	-31.5
Aromatics.....	0614-0197	06/01	378.8	273.8	189.6	-34.4	-30.8
Liquid refinery gases.....	0614-0198	06/01	408.6	263.6	177.0	-47.5	-32.9
Cyclic intermediate chemicals and dyes.....	0614-02		209.4	196.1	176.3	2.2	-10.1
Cyclic intermediate chemicals.....	0614-0281	06/01	198.2	183.9	163.7	1.4	-11.0
Synthetic organic dyes.....	0614-0282	06/01	90.7	94.5	94.5	10.9	0.0
Other basic organics.....	0614-03		217.2	213.7	204.1	11.9	-4.5
Ethanol (ethyl alcohol).....	0614-0341		309.8	283.4	274.1	10.2	-3.3
Other basic organics.....	0614-0399	06/87	213.5	211.2	201.5	12.0	-4.6
Paints and allied products.....	062		229.7	233.6	236.4	9.2	1.2
Prepared paint.....	0621		226.5	229.5	235.7	11.5	2.7
Architectural coatings.....	0621-01		255.1	256.8	270.5	16.6	5.3
Architectural coatings.....	0621-0104	12/03	139.9	140.9	148.4	16.6	5.3
OEM finishes excluding marine coatings.....	0621-02	06/83	157.9	161.2	162.7	7.7	0.9
OEM finishes excluding marine coatings.....	0621-0201	06/83	157.9	161.2	162.7	7.7	0.9
Special purpose coatings, incl. marine, industrial & construction coatings.....	0621-03	06/83	291.7	296.2	295.8	6.9	-0.1
Special purpose coatings, incl. marine, industrial & construction coatings.....	0621-0301	06/83	291.7	296.2	295.8	6.9	-0.1
Paint materials.....	0622		225.2	231.4	225.4	3.1	-2.6
Paint colors.....	0622-02		189.0	195.1	189.2	1.8	-3.0
Iron oxide pigments.....	0622-0206	06/83	198.3	201.1	201.2	-4.6	0.0
Titanium pigments.....	0622-0209		168.2	179.3	169.5	4.4	-5.5
All other organic pigments.....	0622-0298	06/87	138.9	148.9	149.0	18.2	0.1
All other inorganic pigments.....	0622-0299	06/83	265.5	253.3	247.3	-12.2	-2.4
Paint fillers.....	0622-04		164.9	164.9	164.9	10.9	0.0
Kaolin and ball clay.....	0622-0407		189.1	189.1	189.1	11.0	0.0

See footnotes at end of table.

Table 6. Producer price indexes and percent changes for commodity groupings and individual items, not seasonally adjusted — Continued
[1982=100 unless otherwise indicated]

Commodity	Commodity code	Other index base	Index			Percent change to Dec. 2008 from:	
			Aug. 2008 ¹	Nov. 2008 ¹	Dec. 2008 ¹	Dec. 2007	Nov. 2008
Paints and allied products - Continued							
Allied and miscellaneous paint products.....	0623	06/83	257.5	262.8	261.7	8.9	-0.4
Allied and miscellaneous paint products.....	0623-01	06/83	257.5	262.8	261.7	8.9	-0.4
Allied and miscellaneous paint products.....	0623-0104	12/03	145.8	148.8	148.1	8.9	-0.5
Drugs and pharmaceuticals.....	063		346.4	349.9	352.7	7.7	0.8
Medicinal and botanical chemicals.....	0631		162.2	163.4	163.3	16.5	-0.1
Medicinal and botanical chemicals.....	0631-02	06/82	162.3	163.4	163.4	16.5	0.0
Synthetic organic medicinal chemicals, bulk.....	0631-0201	06/82	166.2	167.7	167.7	19.7	0.0
Other medicinals and botanicals, bulk.....	0631-0202	06/82	136.9	137.1	137.1	6.1	0.0
Preparations, veterinary.....	0634		152.2	152.6	152.6	5.0	0.0
Preparations, veterinary.....	0634-03	12/87	151.2	151.6	151.6	4.9	0.0
Preparations, veterinary.....	0634-0302	06/01	115.3	115.6	115.6	4.9	0.0
Biological products, including diagnostics.....	0637		211.3	211.5	211.3	3.0	-0.1
Blood and blood derivatives for human use.....	0637-11		176.3	178.0	178.0	-	0.0
Blood and blood derivatives for human use.....	0637-1111	06/91	155.9	157.4	157.4	-	0.0
Diagnostics and other biologicals.....	0637-14		227.0	226.9	226.3	1.9	-0.3
In-vitro diagnostic substances.....	0637-1402		165.1	164.7	163.8	2.2	-0.5
Other biologics, except diagnostics, for human use.....	0637-1405	12/04	125.4	125.6	125.6	1.7	0.0
Biological products for veterinary, indust.....	0637-17	12/04	117.3	117.7	118.3	7.1	0.5
Biological products for veterinary, indust.....	0637-1701	12/04	117.3	117.7	118.3	7.1	0.5
Pharmaceutical preparations.....	0638	06/01	138.4	140.1	141.6	7.7	1.1
Neoplasms, endocrine system, and metabolic diseases.....	0638-01	06/01	153.6	156.0	160.5	9.3	2.9
Neoplasms, endocrine system, and metabolic diseases.....	0638-0101	06/01	153.6	156.0	160.5	9.3	2.9
Central nervous system and sense organs.....	0638-02	06/01	143.6	146.0	147.1	10.0	0.8
Central nervous system and sense organs.....	0638-0201	06/01	143.6	146.0	147.1	10.0	0.8
Cardiovascular system.....	0638-03	06/01	132.6	132.6	136.7	7.7	3.1
Cardiovascular system.....	0638-0301	06/01	132.6	132.6	136.7	7.7	3.1
Respiratory system.....	0638-04	06/01	130.5	130.5	130.6	4.7	0.1
Respiratory system.....	0638-0401	06/01	130.5	130.5	130.6	4.7	0.1
Digestive and genito-urinary systems.....	0638-05	06/01	146.4	147.9	147.9	7.3	0.0
Digestive and genito-urinary systems.....	0638-0501	06/01	146.4	147.9	147.9	7.3	0.0
Skin preparations.....	0638-06	06/01	142.3	150.0	149.8	12.4	-0.1
Skin preparations.....	0638-0601	06/01	142.3	150.0	149.8	12.4	-0.1
Vitamins, nutrients, and hematinic preparations.....	0638-07	06/01	109.6	110.7	111.3	5.1	0.5
Vitamins, nutrients and hematinic preparations.....	0638-0701	06/01	109.6	110.7	111.3	5.1	0.5
Parasitic and infective diseases.....	0638-08	06/01	139.5	141.3	141.3	3.6	0.0
Parasitic and infective diseases.....	0638-0801	06/01	139.5	141.3	141.3	3.6	0.0
Fats and oils, inedible.....	064		334.1	238.2	222.8	-7.2	-6.5
Fats and oils, inedible.....	0641		334.1	238.2	222.8	-7.2	-6.5
Fats and oils, inedible.....	0641-01		334.1	238.2	222.8	-7.2	-6.5
Soybean oil, processed for inedible purposes.....	0641-0131	06/95	218.2	171.7	161.9	2.4	-5.7
Inedible tallow and grease, except wool grease.....	0641-0132	06/02	339.2	161.7	144.1	-39.4	-10.9
Agricultural chemicals and chemical products.....	065		332.2	309.9	278.5	43.2	-10.1
Mixed fertilizers.....	0651		288.8	292.1	249.4	45.5	-14.6
Mixed fertilizers.....	0651-05	06/86	304.7	308.3	263.2	45.6	-14.6
Mixed fertilizers.....	0651-0501	06/86	304.7	308.3	263.2	45.6	-14.6
Fertilizer materials.....	0652		471.0	418.6	365.5	60.6	-12.7
Nitrogenates.....	0652-01		411.3	348.9	361.4	38.0	3.6
Synthetic ammonia, nitric acid & ammonium compounds.....	0652-0135	06/03	261.5	251.6	254.6	43.4	1.2
Urea.....	0652-0136		336.1	191.8	217.7	21.5	13.5
Fertilizer materials of organic origin.....	0652-0137	12/93	421.5	420.1	420.1	47.0	0.0
Phosphates.....	0652-02		518.3	473.1	370.7	82.3	-21.6
Phosphate rock.....	0652-0255	12/04	134.2	154.3	154.3	40.8	0.0
Superphosphate & other phosphate fertilizer materials.....	0652-0271	06/03	513.3	501.8	408.4	79.0	-18.6
Other agricultural chemicals.....	0653		171.5	176.5	178.0	10.8	0.8
Other agricultural chemicals.....	0653-01		171.5	176.5	178.0	10.8	0.8
Agricultural & commercial insecticides & chemicals.....	0653-0106	06/03	119.5	123.3	124.9	15.2	1.3
Lawn & garden pesticides & chemicals.....	0653-0107	06/03	113.2	127.7	127.7	14.7	0.0
Household & institutional pesticides & chemicals.....	0653-0108	06/03	114.4	115.5	115.5	0.9	0.0
Plastic resins and materials.....	066		233.3	216.0	195.8	-5.6	-9.4
Thermoplastics resins and plastics materials.....	0662		236.5	216.5	193.8	-6.9	-10.5
Thermoplastic resins and plastics materials.....	0662-12	12/03	164.3	150.5	134.7	-6.8	-10.5
Thermoplastic resins and plastics materials.....	0662-1201	12/03	164.3	150.5	134.7	-6.8	-10.5
Thermosetting resins and plastics materials.....	0663		229.3	226.2	219.1	1.1	-3.1

See footnotes at end of table.

Table 6. Producer price indexes and percent changes for commodity groupings and individual items, not seasonally adjusted — Continued
[1982=100 unless otherwise indicated]

Commodity	Commodity code	Other index base	Index			Percent change to Dec. 2008 from:	
			Aug. 2008 ¹	Nov. 2008 ¹	Dec. 2008 ¹	Dec. 2007	Nov. 2008
Thermosetting resins and plastics materials - Continued							
Thermosetting resins and plastics materials.....	0663-06	12/98	163.4	161.2	156.1	1.0	-3.2
Thermosetting resins and plastics materials.....	0663-0601	12/98	163.4	161.2	156.1	1.0	-3.2
Other chemicals and allied products.....	067		174.9	178.9	179.1	8.5	0.1
Soap and synthetic detergents.....	0671		153.5	165.1	166.3	13.4	0.7
Soaps & synth. detergents.....	0671-04	06/83	147.4	158.6	159.7	13.4	0.7
Soaps and detergents, nonhousehold.....	0671-0401	06/83	200.2	205.6	208.6	8.3	1.5
Household detergents.....	0671-0402		128.5	152.9	152.9	25.3	0.0
Household soap, except specialty cleaners.....	0671-0403	06/83	174.1	176.0	176.0	7.2	0.0
Specialty cleaning, polish. & san. prods.....	0672	06/83	164.7	169.3	169.4	6.5	0.1
Specialty cleaning, polishing & san. prods.....	0672-01	06/83	164.7	169.3	169.4	6.5	0.1
Polishing preparations and related product.....	0672-0103	06/83	186.7	190.3	190.1	9.3	-0.1
Specialty cleaning and sanitation products including household bleaches, disinfectants, and lau.....	0672-0104	06/07	105.2	108.4	108.5	5.6	0.1
Cosmetics and other toilet preparations.....	0675		147.8	148.6	148.8	0.2	0.1
Shaving preparations.....	0675-02		137.7	137.7	137.7	0.3	0.0
Shaving preparations.....	0675-0206	06/99	121.8	121.8	121.8	0.3	0.0
Perfume, cologne and toilet water.....	0675-03		173.4	173.4	174.8	2.1	0.8
Perfumes, cologne and toilet water.....	0675-0306	06/99	108.2	108.2	109.0	2.1	0.7
Hair preparations.....	0675-04		153.4	154.2	154.0	1.5	-0.1
Hair preparations.....	0675-0407	06/99	113.6	114.2	114.0	1.5	-0.2
Dentifrices.....	0675-05		117.8	117.8	117.8	-0.6	0.0
Dentifrices.....	0675-0506	06/99	112.1	112.1	112.1	-0.6	0.0
Creams, lotions and oils.....	0675-14	06/99	107.9	108.0	108.6	-4.0	0.6
Creams, lotions and oils.....	0675-1401	06/99	107.9	108.0	108.6	-4.0	0.6
Other cosmetics and toilet preparations.....	0675-15	06/99	103.4	104.6	104.5	1.7	-0.1
Other cosmetics and toilet preparations.....	0675-1501	06/99	103.4	104.6	104.5	1.7	-0.1
Misc. chemical prod. and preparations.....	0679		205.4	208.6	208.1	12.3	-0.2
Explosives.....	0679-02		205.5	212.4	209.3	13.1	-1.5
Explosives, propellants, and blasting accessories.....	0679-0234	12/03	126.3	130.6	128.7	13.2	-1.5
Industrial gases.....	0679-03		235.4	206.6	211.6	11.1	2.4
Acetylene.....	0679-0301		243.1	244.7	-	-	-
Carbon dioxide.....	0679-0302		244.1	263.3	263.9	30.3	0.2
Nitrogen.....	0679-0303		132.5	132.7	-	-	-
Oxygen.....	0679-0304		243.1	242.7	-	-	-
Other industrial gases, n.e.c.....	0679-0308		243.8	189.6	198.2	11.0	4.5
Adhesives and sealants.....	0679-04	12/83	211.8	220.1	220.7	10.2	0.3
Natural base glues and adhesives.....	0679-0401	12/83	235.7	-	-	-	-
Synthetic resin and rubber adhesives.....	0679-0402	12/83	219.1	230.9	229.0	12.9	-0.8
Caulking compounds and sealants.....	0679-0403	12/83	180.5	183.1	188.3	5.1	2.8
Surface active agents.....	0679-05	12/83	230.7	236.1	227.2	10.5	-3.8
Textile and leather assistants.....	0679-0501	12/83	165.3	170.3	170.9	11.3	0.4
Bulk surfactants.....	0679-0502	12/83	249.3	254.0	238.2	9.9	-6.2
Gum and wood chemicals.....	0679-06	06/84	244.9	257.0	267.0	17.1	3.9
Gum and wood chemicals, including wood distilling.....	0679-0607	12/03	159.9	167.8	174.3	17.1	3.9
Other miscellaneous chemical products.....	0679-09		182.0	191.7	191.4	13.9	-0.2
Salt, evaporated and solar.....	0679-0904	06/85	161.0	-	166.4	8.1	-
Carbon, black.....	0679-0918	12/83	265.2	300.4	300.4	29.8	0.0
Printing ink.....	0679-0919	06/84	167.4	176.4	175.1	11.7	-0.7
Water-treating compounds.....	0679-0961	06/85	182.1	193.2	193.2	17.1	0.0
Other chemical preparations, n.e.c.....	0679-0999	06/85	217.0	225.6	225.4	12.0	-0.1
Rubber and plastic products.....	07		169.7	172.9	170.1	8.0	-1.6
Rubber and rubber products.....	071		158.6	165.6	161.6	13.2	-2.4
Rubber, except natural rubber.....	0711		224.9	241.5	222.2	30.4	-8.0
Synthetic rubber, inc. sbr and ethylene propylene.....	0711-02		226.0	242.8	223.4	30.4	-8.0
Synthetic rubber, inc. sbr and ethylene propylene.....	0711-0224	06/03	179.1	192.3	177.0	30.4	-8.0
Tires, tubes, tread, & repair materials.....	0712		129.2	135.0	134.1	10.9	-0.7
Tires.....	0712-01		126.7	132.3	131.4	11.0	-0.7
Passenger car pneumatic tires.....	0712-0104	12/03	135.9	140.9	140.8	10.3	-0.1
Truck and bus pneumatic tires.....	0712-0105		121.5	129.3	127.2	13.1	-1.6
Other pneumatic and all solid tires.....	0712-0121	06/83	146.2	146.0	146.0	5.6	0.0
Tread rubber, tire sundries, & repair matl.....	0712-03		176.6	185.5	185.3	10.9	-0.1
Tread rubber, tire sundries, and repair materials.....	0712-0354	12/03	127.0	133.4	133.3	10.9	-0.1
Miscellaneous rubber products.....	0713		166.0	170.5	169.1	7.9	-0.8
Footwear.....	0713-01		136.2	-	136.4	2.8	-

See footnotes at end of table.

Table 6. Producer price indexes and percent changes for commodity groupings and individual items, not seasonally adjusted — Continued
 [1982=100 unless otherwise indicated]

Commodity	Commodity code	Other index base	Index			Percent change to Dec. 2008 from:	
			Aug. 2008 ¹	Nov. 2008 ¹	Dec. 2008 ¹	Dec. 2007	Nov. 2008
Miscellaneous rubber products - Continued							
Protective footwear.....	0713-0107		178.7	179.4	178.8	11.4	-0.3
Shoes with fabric uppers, exc sandals & slippers.....	0713-0108	12/86	115.2	—	115.4	0.2	—
Rubber and plastic belts and belting.....	0713-03		181.2	190.8	188.7	10.2	-1.1
Flat rubber and plastics belts and belting.....	0713-0371	12/03	137.4	149.8	147.0	18.5	-1.9
Rubber and plastics belt and belting, except flat rubber.....	0713-0372	12/03	107.4	—	108.2	1.0	—
Rubber hose.....	0713-04		194.3	198.9	198.4	6.5	-0.3
Rubber and plastics garden hose.....	0713-0455	12/03	106.6	106.6	106.6	0.7	0.0
All other rubber and plastics hoses.....	0713-0457	12/03	123.7	127.1	126.8	7.5	-0.2
Miscellaneous rubber products, n.e.c.....	0713-06	06/83	153.3	157.1	155.8	8.0	-0.8
Industrial rubber products, n.e.c.....	0713-0604	06/83	202.8	215.6	210.9	11.7	-2.2
Other rubber goods.....	0713-0606	06/83	164.6	167.4	167.4	12.8	0.0
Sponge and foam rubber.....	0713-0607	06/83	183.3	184.8	169.9	2.3	-8.1
Rubber floor and wall coverings.....	0713-0608	06/83	137.7	143.1	146.0	7.2	2.0
Compounds or mixtures.....	0713-0612	06/83	173.4	178.0	177.3	18.4	-0.4
Rubber druggist & med. Sundries, incl. prophylactics.....	0713-0616	12/03	116.4	116.4	116.4	9.1	0.0
Rubber products for mechanical use.....	0713-0617	12/04	107.6	109.7	109.6	4.3	-0.1
Rubber coated fabrics.....	0713-0618	06/06	116.4	117.0	119.1	11.2	1.8
Plastic products.....	072		179.6	181.8	179.2	6.5	-1.4
Construction products from plastics.....	0721		189.7	189.4	186.5	3.3	-1.5
Plastic construction products.....	0721-06		189.7	189.4	186.5	3.3	-1.5
Plastics pipe.....	0721-0603	12/05	98.5	94.2	88.4	0.0	-6.2
Plastics pipe fittings and unions.....	0721-0604	12/05	115.0	115.8	115.1	13.3	-0.6
Plastics plumbing fixtures.....	0721-0605	12/05	108.2	109.2	109.2	5.9	0.0
Other plastic construction products.....	0721-0606		176.4	178.7	178.4	3.0	-0.2
Unsupp. plastic film/sheet/other shapes.....	0722		198.7	201.6	197.9	9.2	-1.8
Unsupported plastic film/sheet/other shapes.....	0722-05	12/82	196.9	199.7	196.1	9.2	-1.8
Unsupported plastic film/sheet/other shapes.....	0722-0501	12/82	196.9	199.7	196.1	9.2	-1.8
Laminated plastic sheets, rods, and tubes.....	0723		178.7	179.3	179.2	4.3	-0.1
Laminated plastic sheets, rods, and tubes.....	0723-04		179.0	179.5	179.4	4.2	-0.1
Laminated plastic sheets, rods, and tubes primary to 326130...	0723-0401	12/82	184.2	184.8	184.7	4.3	-0.1
Parts for manufacturing from plastics.....	0726		133.6	135.7	135.6	4.2	-0.1
Parts for transportation equip.....	0726-01		123.9	124.8	124.8	1.1	0.0
Parts for transportation equipment.....	0726-0105	12/82	122.9	123.8	123.8	1.1	0.0
Other parts and components for mfg.....	0726-02		128.0	131.4	132.1	6.2	0.5
Other parts and components for manufacturing.....	0726-0205	12/82	128.1	131.5	132.2	6.2	0.5
Plastic components for furniture.....	0726-03	12/82	221.8	228.0	224.0	14.7	-1.8
Plastic components for furniture.....	0726-0305	12/99	163.4	168.0	165.1	14.7	-1.7
Other plastic products.....	0729	12/82	188.7	188.1	188.3	5.5	0.1
Other plastic products.....	0729-01	12/82	188.7	188.1	188.3	5.5	0.1
Custom compounding of purchased plastic resins.....	0729-0196	12/99	143.8	143.2	143.6	4.4	0.3
Reinforced fiberglass and plastic products, n.e.c.....	0729-0197	12/99	123.5	123.5	123.4	8.1	-0.1
Foam products, ex. polystyrene and urethane.....	0729-0198	12/99	125.1	123.7	123.0	-1.0	-0.6
Packaging products from plastics.....	072A	12/06	109.2	112.5	108.9	7.2	-3.2
Packaging products from plastics.....	072A-01	12/06	109.2	112.5	108.9	7.2	-3.2
Packaging products from plastics.....	072A-0101	12/06	109.2	112.5	108.9	7.2	-3.2
Consumer, institut., & commerc prod, nec.....	072B	12/06	114.0	115.2	113.4	9.8	-1.6
Consumer, institut., & commerc prod, nec.....	072B-01	12/06	114.0	115.2	113.4	9.8	-1.6
Consumer, institut., & comm. prod., nec.....	072B-0101	12/06	114.0	115.2	113.4	9.8	-1.6
Lumber and wood products.....	08		193.5	188.9	187.6	-1.3	-0.7
Lumber.....	081		167.3	156.1	154.3	-7.8	-1.2
Softwood lumber.....	0811		163.0	146.6	145.7	-8.4	-0.6
Flooring, siding, and cut stock.....	0811-05		199.0	202.6	197.8	-1.5	-2.4
Softwood cut stock.....	0811-0503		212.4	216.2	211.1	-1.5	-2.4
Softwood lumber, not edge worked, not MFPM.....	0811-06	12/03	85.6	75.1	74.8	-9.9	-0.4
Softwood lumber, not edge worked, not MFPM.....	0811-0601	12/03	85.6	75.1	74.8	-9.9	-0.4
Softwood lumber MFPM.....	0811-07	12/03	125.1	117.2	117.1	-4.7	-0.1
Softwood lumber, not edged worked, MFPM &.....	0811-0701	12/03	125.1	117.2	117.1	-4.7	-0.1
Hardwood lumber.....	0812		183.2	180.9	177.4	-7.0	-1.9
Hardwood dimension.....	0812-03		189.1	193.2	188.3	-5.9	-2.5
Hardwood dimension stock.....	0812-0311	06/84	164.5	168.1	163.8	-5.9	-2.6
Hardwood flooring.....	0812-04	06/84	154.3	154.3	153.9	-1.1	-0.3
Hardwood flooring.....	0812-0401	06/84	154.3	154.3	153.9	-1.1	-0.3
Hardwood lumber, not edge worked, not MFPM.....	0812-05	12/03	94.7	91.3	89.6	-9.6	-1.9

See footnotes at end of table.

Table 6. Producer price indexes and percent changes for commodity groupings and individual items, not seasonally adjusted — Continued
[1982=100 unless otherwise indicated]

Commodity	Commodity code	Other index base	Index			Percent change to Dec. 2008 from:	
			Aug. 2008 ¹	Nov. 2008 ¹	Dec. 2008 ¹	Dec. 2007	Nov. 2008
Hardwood lumber - Continued							
Hardwood lumber, not edge worked, not MFPM.....	0812-0501	12/03	94.7	91.3	89.6	-9.6	-1.9
Hardwood lumber MFPM.....	0812-06	12/03	86.4	86.5	83.6	-6.9	-3.4
Hardwood lumber, not edged worked, MFPM &.....	0812-0601	12/03	86.4	86.5	83.6	-6.9	-3.4
Millwork.....							
General millwork.....	082		205.4	205.6	206.0	2.2	0.2
General millwork.....	0821		207.9	208.7	209.1	2.2	0.2
General millwork.....	0821-01		207.9	208.7	209.1	2.2	0.2
Wood kitchen cabinets and cabinetwork.....	0821-0101		195.8	196.8	196.7	2.4	-0.1
Vanities and other cabinetwork.....	0821-0103	06/84	191.1	191.6	191.6	3.1	0.0
Wood window units.....	0821-0112	06/83	186.4	187.5	189.4	2.5	1.0
Wood sash.....	0821-0122	06/83	202.3	202.3	202.3	-4.3	0.0
Wood window and door frames.....	0821-0132	06/83	134.0	134.0	134.0	-7.4	0.0
Wood doors, flush and panel, interior and exterior.....	0821-0142	06/83	175.2	174.8	174.7	-0.2	-0.1
Other wood doors, incl. garage, screen, storm, etc.....	0821-0152	06/83	192.5	192.7	194.1	2.2	0.7
Wood mouldings, ex. prefinished from purchased mouldings.....	0821-0162	06/83	189.9	187.9	188.9	1.0	0.5
Mirror and picture frames.....	0821-0175	06/02	109.4	113.5	113.5	9.2	0.0
Other millwork products.....	0821-0183	06/83	208.8	209.6	208.4	1.4	-0.6
Prefabricated structural members.....	0822		191.5	188.9	189.3	2.0	0.2
Prefabricated structural members.....	0822-01		191.5	188.9	189.3	2.0	0.2
Laminated veneer lumber.....	0822-0107	12/03	107.6	107.2	-	-	-
Other engineered structural wood members.....	0822-0108	12/03	107.6	107.7	107.6	1.1	-0.1
Wood trusses.....	0822-0109	12/03	110.9	108.7	108.9	2.4	0.2
Miscellaneous millwork products.....							
Miscellaneous millwork products.....	0823	06/84	197.4	197.5	197.8	2.2	0.2
Miscellaneous millwork products.....	0823-01	06/84	197.4	197.5	197.8	2.2	0.2
Miscellaneous millwork and cork products.....	0823-0199	06/84	197.4	197.5	197.8	2.2	0.2
Plywood.....							
Softwood plywood.....	0831		174.9	170.2	168.3	-5.0	-1.1
Softwood plywood.....	0831		193.4	182.6	178.9	-10.4	-2.0
Softwood veneer and plywood.....	0831-03		151.0	142.6	139.7	-10.4	-2.0
Softwood veneer and plywood.....	0831-0303	12/05	93.3	88.1	86.3	-10.4	-2.0
Hardwood veneer and plywood.....	0835	12/05	103.8	104.6	104.5	1.8	-0.1
Hardwood veneer and plywood.....	0835-01	12/05	103.8	104.6	104.5	1.8	-0.1
Hardwood veneer and plywood.....	0835-0101	12/05	103.8	104.6	104.5	1.8	-0.1
Other wood products.....							
Wood pallets and skids.....	084		145.9	146.1	146.4	2.4	0.2
Wood pallets and skids.....	0841		204.1	203.4	203.8	1.7	0.2
Wood pallets and skids.....	0841-01		204.1	203.4	203.8	1.7	0.2
Wood pallets and skids.....	0841-0111		204.1	203.4	203.8	1.7	0.2
Boxes.....							
Boxes.....	0842		175.1	176.7	177.0	3.0	0.2
Boxes.....	0842-01		175.1	176.7	177.0	3.0	0.2
Nailed or lock-corner wooden boxes.....	0842-0101	06/85	159.1	159.6	159.6	1.0	0.0
Wooden box and crate shooK.....	0842-0102	06/85	148.5	-	-	-	-
Wood container parts and wood containers, nec.....	0842-0127	12/03	109.9	111.5	111.8	4.4	0.3
Miscellaneous wood products.....							
Wood ties, siding, shingles, & shakes and contract sawing.....	0849		117.0	118.4	118.6	6.5	0.2
Wood ties, siding, shingles, & shakes and contract sawing.....	0849-03	12/03	110.4	113.3	112.9	10.1	-0.4
Wood ties, siding, shingles, & shakes and contract sawing.....	0849-0301	12/03	110.4	113.3	112.9	10.1	-0.4
Sawn wood fence stock, wood lath, and contract resawing and planing.....	0849-04	12/03	122.0	-	-	-	-
Sawn wood fence stock, wood lath, and contract resawing and planing.....	0849-0401	12/03	122.0	-	-	-	-
Logs, bolts, timber and pulpwood.....							
Logs, bolts, timber and pulpwood.....	085		219.9	212.9	208.1	-0.5	-2.3
Logs, bolts, timber and pulpwood.....	0851		219.9	212.9	208.1	-0.5	-2.3
Softwood logs, bolts and timber.....	0851-01		198.7	187.9	183.8	-9.2	-2.2
Softwood logs, bolts, and timber.....	0851-0103	12/03	92.7	87.6	85.7	-9.2	-2.2
Hardwood logs, bolts and timber.....	0851-02		112.9	114.6	109.9	2.2	-4.1
Hardwood logs, bolts and timber.....	0851-0201		112.9	114.6	109.9	2.2	-4.1
Pulpwood.....	0851-03		99.9	104.1	101.0	4.4	-3.0
Pulpwood.....	0851-0303	12/03	103.5	107.9	104.7	4.4	-3.0
Other roundwood products.....	0851-04	06/86	244.2	233.6	229.9	10.6	-1.6
Wood chips and other roundwood products.....	0851-0402	12/03	159.6	152.7	150.3	10.6	-1.6
Prefabricated wood buildings & components.....							
Prefabricated wood buildings & components.....	086	12/84	225.1	229.5	219.7	0.9	-4.3
Prefabricated wood buildings & components.....	0861	12/84	225.1	229.5	219.7	0.9	-4.3
Prefabricated wood buildings & components.....	0861-01	12/84	225.1	229.5	219.7	0.9	-4.3
Components not sold as complete units.....	0861-0101	12/84	199.6	218.4	183.0	-6.5	-16.2
Precut packages sold as complete units.....	0861-0102	12/84	265.9	278.0	244.6	-3.2	-12.0
Panelized buildings sold as complete units.....	0861-0103	12/84	230.4	228.4	226.8	5.5	-0.7

See footnotes at end of table.

Table 6. Producer price indexes and percent changes for commodity groupings and individual items, not seasonally adjusted — Continued
 [1982=100 unless otherwise indicated]

Commodity	Commodity code	Other index base	Index			Percent change to Dec. 2008 from:	
			Aug. 2008 ¹	Nov. 2008 ¹	Dec. 2008 ¹	Dec. 2007	Nov. 2008
Prefabricated wood buildings & components - Continued							
Modular buildings shipped with floor & walls.....	0861-0104	12/84	208.9	209.3	211.7	2.6	1.1
Treated wood and contract wood preserving.....							
Treated wood.....	0871	06/85	173.9	160.9	163.2	-0.2	1.4
Treated wood.....	0871	06/85	173.9	160.9	163.2	-0.2	1.4
Treated wood.....	0871-01	06/85	173.2	159.5	161.9	-0.6	1.5
Poles, piles, and posts.....	0871-0101	06/85	219.0	220.3	221.0	8.0	0.3
Other wood products.....	0871-0102	06/85	156.3	140.8	143.5	-2.4	1.9
Contract wood preserving.....	0871-02	06/85	174.4	177.1	176.5	5.6	-0.3
Contract wood preserving.....	0871-0201	06/85	174.4	177.1	176.5	5.6	-0.3
Pulp, paper, and allied products.....							
Pulp, paper, and prod., ex. bldg. paper.....	091		229.6	227.8	228.0	3.5	0.1
Pulp, paper, and prod., ex. bldg. paper.....	091		203.3	200.3	200.5	4.8	0.1
Woodpulp.....							
Woodpulp.....	0911		174.8	164.2	164.2	-1.9	0.0
Woodpulp.....	0911-05	06/06	121.3	114.0	114.0	-1.8	0.0
Woodpulp.....	0911-0501	06/06	121.3	114.0	114.0	-1.8	0.0
Wastepaper.....							
Wastepaper.....	0912		397.5	151.2	191.3	-51.9	26.5
News wastepaper.....	0912-01		400.0	147.3	183.4	-44.0	24.5
News wastepaper.....	0912-0125	06/06	180.6	66.5	82.8	-44.0	24.5
Mixed wastepaper.....	0912-02		894.7	247.0	224.5	-75.8	-9.1
Mixed wastepaper.....	0912-0225	06/06	160.3	44.3	40.2	-75.8	-9.3
Corrugated wastepaper.....	0912-03		373.2	148.8	125.2	-70.2	-15.9
Corrugated wastepaper.....	0912-0325	06/06	128.2	51.1	43.0	-70.2	-15.9
High grades wastepaper (pulp subs & deink.....	0912-07	12/86	241.9	139.0	139.8	-31.6	0.6
High grades wastepaper (pulp, substitutes & deinking.....	0912-0725	06/06	181.9	104.5	105.1	-31.7	0.6
Exports (all grades).....	0912-08	12/86	306.4	-	199.9	-32.6	-
Exports (all grades).....	0912-0801	12/86	306.4	-	199.9	-32.6	-
Paper.....							
Paper.....	0913		188.6	191.4	189.8	9.9	-0.8
Writing and printing papers.....							
Writing and printing papers.....	0913-01		185.6	187.7	187.7	10.0	0.0
Ground wood paper, uncoated.....	0913-0101	12/99	109.3	111.3	108.4	12.0	-2.6
Clay coated printing and converting paper.....	0913-0118	06/99	134.9	134.0	134.6	11.5	0.4
Publication and printing paper, all types.....	0913-0124	12/99	134.8	137.0	137.1	10.4	0.1
Bond and all writing paper.....	0913-0138	12/99	124.4	128.2	128.3	10.6	0.1
Cover & text papers & misc. uncoated freesheet.....	0913-0144	12/99	129.5	134.8	135.2	8.0	0.3
Bleached bristols, coated and uncoated.....	0913-0147		199.8	197.8	196.4	4.1	-0.7
Newsprint.....	0913-02		156.1	166.3	165.4	33.0	-0.5
Newsprint.....	0913-0291		156.1	166.3	165.4	33.0	-0.5
Packaging and industrial converting paper.....							
Packaging and industrial converting paper.....	0913-03		223.0	224.5	218.1	5.2	-2.9
Unbleached kraft packaging, industrial converting, and construction paper.....	0913-0303	12/99	152.4	152.6	153.8	-	0.8
Packaging/industrial convt. paper, ex unbleach kraft.....	0913-0319	12/99	129.5	133.8	-	-	-
Special industrial paper, except specialty packaging.....	0913-0320	06/07	106.0	108.4	106.6	4.8	-1.7
Coated and laminated single and multi-web paper.....	0913-0321	12/87	164.2	166.5	166.5	4.7	0.0
Coated and laminated single and multi-web film.....	0913-0322	12/87	186.1	185.8	176.7	5.4	-4.9
Coated and laminated paper, n.e.c.....	0913-05	12/82	185.9	188.9	190.3	6.6	0.7
All other coated and processed papers.....	0913-0502	06/07	105.8	107.5	108.3	6.5	0.7
Paperboard.....							
Paperboard.....	0914		226.0	229.3	228.8	9.3	-0.2
Corrugated paperboard in sheets and rolls.....	0914-05		199.6	213.8	212.2	7.2	-0.7
Corrugated paperboard in sheets and rolls.....	0914-0551		199.6	213.8	212.2	7.2	-0.7
Paperboard, ex. corrugated paperboard.....	0914-11	12/82	241.4	243.0	242.7	9.6	-0.1
Semichemical paperboard.....	0914-1104	12/82	271.4	273.5	270.9	10.6	-1.0
Recycled paperboard.....	0914-1105	12/82	262.7	267.4	265.6	9.4	-0.7
Unbleached kraft packaging/indust. convert. paperbrd.....	0914-1107	12/99	145.9	146.0	146.5	10.6	0.3
Converted paper and paperboard products.....							
Converted paper and paperboard products.....	0915		201.7	207.0	205.8	7.5	-0.6
Sanitary paper products, including stock.....	0915-01		173.4	175.9	176.1	7.8	0.1
Sanitary paper products, including stock.....	0915-0123	12/99	120.3	122.1	122.2	7.9	0.1
Paper, plastic, and foil bags.....							
Paper, plastic, and foil bags.....	0915-02		255.5	258.7	249.3	9.2	-3.6
Grocers' and variety bags (paper).....	0915-0214	12/83	284.0	293.7	292.0	7.6	-0.6
Specialty bags, pouches and liners.....	0915-0216	12/83	204.8	207.4	198.1	9.5	-4.5
Shipping sacks and multiwall bags, all.....	0915-0218	12/83	237.6	237.6	240.6	7.6	1.3
Paper boxes and containers.....							
Paper boxes and containers.....	0915-03		209.6	217.2	216.4	7.4	-0.4
Corrugated shipping containers.....	0915-0301	06/87	195.5	205.8	204.9	9.5	-0.4
Setup paperboard boxes.....	0915-0322	12/83	197.2	199.6	199.2	3.6	-0.2
Folding paperboard boxes.....	0915-0336	12/04	103.2	103.9	103.8	2.4	-0.1
Paperboard fiber drums.....	0915-0337		261.3	-	-	-	-
Cups and liquid-tight containers.....	0915-0352	06/85	276.9	273.9	274.9	6.9	0.4
Packaging accessories.....							
Packaging accessories.....	0915-04		228.0	245.8	245.8	10.2	0.0
Other corrugated and solid fiber products.....	0915-0441		317.0	341.9	341.9	10.2	0.0

See footnotes at end of table.

Table 6. Producer price indexes and percent changes for commodity groupings and individual items, not seasonally adjusted — Continued
 [1982=100 unless otherwise indicated]

Commodity	Commodity code	Other index base	Index			Percent change to Dec. 2008 from:	
			Aug. 2008 ¹	Nov. 2008 ¹	Dec. 2008 ¹	Dec. 2007	Nov. 2008
Converted paper and paperboard products - Continued							
Office supplies and accessories.....	0915-06		160.6	160.0	161.0	4.5	0.6
Envelopes.....	0915-0636	12/84	149.1	150.4	151.3	4.7	0.6
Inked ribbons.....	0915-0642	12/85	90.5	88.4	87.6	-2.2	-0.9
Carbon and stencil paper.....	0915-0644	12/85	132.8	—	—	—	—
Die-cut paper and paperboard office supplies.....	0915-0646	12/03	119.9	120.8	124.8	6.0	3.3
Business machine paper & other paper office supplies.....	0915-0655	06/90	172.7	174.3	174.8	10.4	0.3
Stationery, tablets and related products.....	0915-0656	06/05	116.0	110.4	109.1	-1.6	-1.2
Fiber and composite cans & related products.....	0915-07		261.1	261.4	261.4	1.7	0.0
Fiber cans, cores, tubes, and related products.....	0915-0701	12/02	119.0	119.1	119.1	1.7	0.0
Pressed and molded pulp goods.....	0915-08	06/85	179.3	180.3	179.1	1.9	-0.7
Pressed and molded pulp goods.....	0915-0814	06/90	156.1	156.9	155.9	1.9	-0.6
Misc. converted paper and board products.....	0915-09	12/84	169.2	175.7	175.9	6.2	0.1
Pasted, lined, laminated or surface coated.....	0915-0901	12/84	207.7	210.3	210.3	5.2	0.0
Wall coverings.....	0915-0902	06/85	144.4	144.4	144.4	0.0	0.0
Other converted paper and board products.....	0915-0999	12/84	166.8	174.6	174.9	7.0	0.2
Pressure sensitive and gummed products.....	0916	12/82	167.6	171.5	174.3	7.6	1.6
Pressure sensitive and gummed products.....	0916-01	12/82	167.6	171.5	174.3	7.6	1.6
Pressure sensitive products.....	0916-0101	12/82	167.2	171.2	173.9	7.5	1.6
Building paper & building board mill prods.....	092		172.8	165.4	161.5	6.3	-2.4
Hardboard, particleboard & fiberboard prods.....	0922		163.0	155.9	152.0	6.3	-2.5
Particleboard and fiberboard.....	0922-01		170.9	162.0	157.1	6.2	-3.0
Particleboard.....	0922-0123	12/82	215.5	213.9	211.2	9.5	-1.3
Particleboard, extruded-type.....	0922-0124	12/82	151.8	133.4	126.7	6.1	-5.0
Medium density fiberboard.....	0922-0131	06/84	162.7	159.3	153.2	4.9	-3.8
Prefinished particleboard & mdf made from pure mats.....	0922-0141	12/02	131.1	—	130.4	1.6	—
Hardboard and fabricated hardboard products.....	0922-02	06/84	123.7	124.0	124.9	6.7	0.7
Hardboard and fabricated hardboard products.....	0922-0201	06/84	123.7	124.0	124.9	6.7	0.7
Publications, printed matter & printing mat'l.....	093		254.6	254.3	254.8	2.5	0.2
Newspapers.....	0931		357.5	359.4	359.5	1.9	0.0
Circulation.....	0931-01		251.0	253.0	254.1	2.7	0.4
Daily & Sunday newspapers (subscriptions and sales).....	0931-0101	06/99	122.1	123.2	123.8	3.2	0.5
Weekly & other newspapers (subscriptions and sales).....	0931-0105	06/99	117.2	117.2	117.2	0.2	0.0
Advertising.....	0931-02		394.1	395.9	395.5	1.6	-0.1
Daily & Sunday newspapers (advertising).....	0931-0201	06/99	142.2	142.7	142.7	1.6	0.0
Weekly and other newspapers (advertising).....	0931-0205	06/99	132.8	134.1	133.4	1.0	-0.5
Periodicals.....	0932		322.4	318.9	319.5	2.6	0.2
Advertising.....	0932-02		383.6	375.5	376.2	3.2	0.2
Specialized business and professional periodicals, advertising.....	0932-0229	06/99	146.5	146.5	146.5	4.1	0.0
General & consumer periodicals, advertising.....	0932-0238	06/99	153.1	149.1	149.4	3.0	0.2
Other periodicals, incl advertising periodicals, nec.....	0932-0244	06/07	101.0	101.0	101.0	1.0	0.0
Circulation.....	0932-04	06/07	101.9	101.9	102.1	2.1	0.2
Periodicals, subscriptions and single copy sales.....	0932-0401	06/07	101.9	101.9	102.1	2.1	0.2
Book publishing.....	0933		297.6	300.8	300.9	4.0	0.0
Textbooks.....	0933-01		494.3	504.5	505.0	5.9	0.1
Textbook publishing, including teachers' editions.....	0933-0101	06/88	315.7	322.2	322.5	5.9	0.1
Technical, scientific & professional books.....	0933-02		321.7	324.5	324.5	7.7	0.0
Technical, scientific, and professional.....	0933-0201	06/88	251.2	253.4	253.4	7.7	0.0
Religious books.....	0933-03		190.8	190.9	190.9	0.9	0.0
Religious book publishing.....	0933-0301	06/88	144.8	144.9	144.9	0.9	0.0
General books.....	0933-04		192.5	192.7	192.7	0.3	0.0
Mass market rack-size book publishing.....	0933-0414		219.7	219.7	219.7	0.0	0.0
Adult trade and juvenile.....	0933-0416	06/88	162.9	163.2	163.2	0.4	0.0
Book club and mail order book publishing.....	0933-0417	06/88	126.7	—	—	—	—
General reference books.....	0933-05		162.8	163.8	163.8	-0.6	0.0
General reference book publishing.....	0933-0501	06/88	138.6	139.4	139.4	-0.6	0.0
Other books, incl. music books & pamphlets.....	0933-08	06/88	187.6	188.5	188.3	1.6	-0.1
Other book publishing, excluding pamphlets.....	0933-0801	06/88	213.7	214.9	214.7	1.9	-0.1
Pamphlet publishing (5 to 48 pages).....	0933-0802	06/88	148.3	148.3	148.3	0.0	0.0
Book printing.....	0934	12/83	162.0	162.9	162.9	0.6	0.0
Book printing.....	0934-01	12/83	162.0	162.9	162.9	0.6	0.0
Book printing.....	0934-0113	06/05	103.1	103.7	103.7	0.7	0.0
Manifold business forms.....	0935	12/83	290.0	299.6	298.6	12.0	-0.3
Manifold business forms.....	0935-01	12/83	290.0	299.6	298.6	12.0	-0.3
Unit set forms.....	0935-0101	12/83	319.3	331.8	332.1	11.5	0.1

See footnotes at end of table.

Table 6. Producer price indexes and percent changes for commodity groupings and individual items, not seasonally adjusted — Continued
[1982=100 unless otherwise indicated]

Commodity	Commodity code	Other index base	Index			Percent change to Dec. 2008 from:	
			Aug. 2008 ¹	Nov. 2008 ¹	Dec. 2008 ¹	Dec. 2007	Nov. 2008
Manifold business forms - Continued							
Manifold books.....	0935-0102	12/83	244.6	—	246.2	4.8	—
Custom continuous forms.....	0935-0103	12/83	261.3	272.3	270.2	10.9	-0.8
Stock continuous forms.....	0935-0104	12/83	305.2	305.3	305.2	17.2	0.0
Greeting cards and misc. publishing.....							
Miscellaneous publishing.....	0936-01	06/84	252.0	252.1	252.1	0.0	0.0
Greeting card publishing.....	0936-0104	12/85	213.8	213.8	213.8	-0.9	0.0
All other publishing.....	0936-0105	12/89	210.4	210.4	210.4	1.1	0.0
Directory and mailing list publishing.....	0936-02	12/03	111.1	110.4	111.2	2.0	0.7
Directory and mailing list publishing.....	0936-0201	12/03	111.1	110.4	111.2	2.0	0.7
Commercial printing.....							
Magazine and periodical printing.....	0937-01	06/82	136.2	134.4	134.5	1.9	0.1
Lithographic.....	0937-0102	06/82	141.9	139.2	139.3	1.1	0.1
Gravure.....	0937-0103	06/82	106.0	—	—	—	—
Label and wrapper printing for packaging.....	0937-02	06/82	174.3	174.4	173.7	-0.5	-0.4
Lithographic.....	0937-0202	06/82	147.2	147.3	146.4	-0.4	-0.6
Gravure.....	0937-0203	06/82	128.7	128.7	128.7	-1.1	0.0
Catalog and directory printing.....	0937-03	06/82	134.2	133.5	133.6	1.3	0.1
Lithographic.....	0937-0302	06/82	147.4	146.4	146.6	0.5	0.1
Letterpress.....	0937-0304	12/01	91.9	91.9	91.9	—	0.0
Financial and legal printing.....	0937-04	06/82	183.0	169.3	177.2	-2.7	4.7
Lithographic.....	0937-0402	06/82	171.5	158.6	166.0	-2.7	4.7
Advertising printing.....	0937-05	06/82	157.7	156.2	156.9	-0.1	0.4
Lithographic.....	0937-0502	06/82	154.0	152.4	153.1	0.0	0.5
Gravure.....	0937-0503	06/82	111.5	112.2	112.2	-2.3	0.0
Other general job printing.....	0937-06	06/82	226.5	224.6	224.5	3.7	0.0
Letterpress.....	0937-0601	06/82	212.7	213.1	213.1	0.2	0.0
Quick printing.....	0937-0602	06/82	227.3	225.3	225.2	4.2	0.0
Gravure.....	0937-0603	06/82	107.3	106.5	107.4	-5.0	0.8
Commercial printing, n.e.c.....	0937-11	12/88	136.0	136.7	136.6	4.5	-0.1
Screen printing, excluding textiles.....	0937-1101	06/82	141.0	141.4	141.0	-0.3	-0.3
Engraving.....	0937-1102	12/84	229.9	229.9	229.9	0.1	0.0
Digital printing.....	0937-1103	12/88	108.0	108.4	108.2	-0.2	-0.2
Flexographic printing.....	0937-1104	12/96	128.5	129.5	129.7	10.2	0.2
Blankbooks, binders, and bookbinding work.....							
Blankbooks, looseleaf binders, and devices.....	0938-01	06/85	186.5	187.5	191.1	6.3	1.9
Blankbook making.....	0938-0101	06/85	201.6	203.6	208.8	6.2	2.6
Looseleaf binders and devices.....	0938-0102	06/85	163.5	162.6	163.4	6.5	0.5
Bookbinding and related work.....	0938-02	12/85	154.1	154.3	154.3	0.7	0.0
Edition, library and other hardcover book binding.....	0938-0201	12/85	153.6	158.3	158.3	3.8	0.0
Other book and pamphlet binding.....	0938-0202	12/85	152.9	152.2	152.3	0.1	0.1
Services for the printing trade.....							
Prepress services, including platemaking.....	0939-05	12/03	99.8	99.7	99.7	0.2	0.0
Services for the printing trade.....	0939-0501	12/03	99.1	99.0	99.0	-0.1	0.0
Printing plates prepared for printing exc blanks.....	0939-0502	12/03	102.3	102.7	102.7	1.3	0.0
Metals and metal products.....							
Iron and steel.....	101		294.4	211.0	193.6	-3.5	-8.2
Iron ore.....	1011		145.2	145.2	145.2	12.1	0.0
Iron ores.....	1011-05	12/97	152.6	152.6	152.6	12.1	0.0
Iron ores.....	1011-0555	12/97	152.6	152.6	152.6	12.1	0.0
Iron and steel scrap.....	1012		771.7	219.6	249.8	-40.7	13.8
Carbon steel scrap.....	1012-11	12/86	715.0	194.6	224.3	-41.0	15.3
Heavy melting scrap.....	1012-1191	06/96	360.6	100.3	125.9	-38.9	25.5
Carbon steel scrap bundles.....	1012-1192	06/96	502.4	96.8	120.7	-40.4	24.7
Shredded carbon steel scrap.....	1012-1193	06/96	355.5	115.7	134.9	-29.6	16.6
Cut plate and structural scrap.....	1012-1194	06/96	383.8	101.5	124.8	-39.7	23.0
Other carbon steel scrap.....	1012-1195	06/96	355.0	102.0	98.9	-52.7	-3.0
Stainless and alloy steel scrap.....	1012-12	12/86	395.1	—	—	—	—
Stainless and other alloy steel scrap.....	1012-1208	06/96	256.0	—	—	—	—
Cast iron scrap.....	1012-13	12/86	356.5	131.0	158.9	-28.7	21.3
Cast iron scrap.....	1012-1308	06/96	277.6	102.0	123.7	-28.7	21.3
Other ferrous scrap.....	1012-15	06/06	201.6	85.4	75.7	-41.0	-11.4
Other ferrous scrap.....	1012-1501	06/06	201.6	85.4	75.7	-41.0	-11.4
Foundry and forge shop products.....							
Pressure & soil pipe & fittings, cast iron.....	1015-02		347.9	370.3	374.8	37.5	1.2
Soil pipe and fittings, gray and ductile iron.....	1015-0235		392.8	405.7	405.7	3.5	0.0

See footnotes at end of table.

Table 6. Producer price indexes and percent changes for commodity groupings and individual items, not seasonally adjusted — Continued
 [1982=100 unless otherwise indicated]

Commodity	Commodity code	Other index base	Index			Percent change to Dec. 2008 from:	
			Aug. 2008 ¹	Nov. 2008 ¹	Dec. 2008 ¹	Dec. 2007	Nov. 2008
Foundry and forge shop products - Continued							
Pressure pipe and fittings, ductile iron.....	1015-0237		281.2	301.6	305.7	45.5	1.4
Pressure pipe and fittings, gray iron.....	1015-0239		305.2	—	—	—	—
Gray and ductile iron castings, other.....	1015-04		209.3	185.2	176.1	6.5	-4.9
Other ductile iron castings.....	1015-0428	12/03	154.5	136.7	130.0	6.5	-4.9
Malleable iron castings.....	1015-05		250.6	256.6	250.4	22.3	-2.4
Standard malleable iron castings.....	1015-0511		261.8	268.1	261.6	22.2	-2.4
Carbon, stainless, and alloy investment castings.....	1015-06		209.7	214.3	212.1	4.2	-1.0
Carbon, stainless, and alloy investment castings.....	1015-0624	12/03	119.7	122.3	121.1	4.2	-1.0
Other steel castings, carbon steel.....	1015-07		216.3	215.8	214.8	8.1	-0.5
Other steel castings, carbon steel.....	1015-0701	12/03	146.4	146.1	145.4	8.1	-0.5
Other steel castings, high alloy and stainless.....	1015-08		203.7	200.6	198.1	6.4	-1.2
Other steel castings, high alloy and stainless.....	1015-0801	12/03	149.6	147.4	145.5	6.4	-1.3
Other steel castings, low alloy steel.....	1015-09		205.7	197.2	194.6	5.2	-1.3
Other steel castings, low alloy steel.....	1015-0901	12/03	147.4	141.3	139.4	5.2	-1.3
Other forge shop products.....	1015-13	06/82	158.5	157.6	156.2	9.8	-0.9
Seamless rolled ring forgings.....	1015-1329	06/82	241.1	—	194.4	-4.5	—
Closed die forgings, ferrous.....	1015-1359	06/98	119.4	122.1	122.0	12.7	-0.1
Electrometallurgical products.....							
Ferrosilicon.....	1016-07	06/01	392.7	—	—	—	—
Ferrosilicon.....	1016-0701		536.7	—	—	—	—
Other ferroalloys and ferrous products.....	1016-08	06/01	254.1	—	—	—	—
Other ferroalloys and ferrous products.....	1016-0801	06/01	254.1	—	—	—	—
Steel mill products.....							
Semifinished steel mill products.....	1017-02	06/82	358.5	315.1	291.3	18.8	-7.6
Semifinished steel mill products.....	1017-0201	12/03	315.5	277.3	256.3	18.8	-7.6
Hot rolled sheet and strip, incl. tin mill.....	1017-03	06/82	237.8	179.4	136.6	-0.9	-23.9
Hot rolled sheet and strip, incl. tin mill.....	1017-0301	12/03	211.2	159.4	121.4	-0.9	-23.8
Hot rolled bars, plates, and structural shapes.....	1017-04	06/82	269.0	211.8	196.1	4.3	-7.4
Hot rolled bars, plates, and structural shapes.....	1017-0401	12/03	253.0	199.2	184.5	4.4	-7.4
Steel wire.....	1017-05	06/82	316.9	305.9	288.8	19.6	-5.6
Steel wire.....	1017-0501	12/03	304.5	294.0	277.6	19.7	-5.6
Steel pipe and tube.....	1017-06	06/82	276.3	269.5	258.9	28.6	-3.9
Steel pipe and tube.....	1017-0601	12/03	240.1	234.1	224.9	28.5	-3.9
Cold rolled sheets and strip.....	1017-07	06/82	243.0	214.4	178.9	-14.0	-16.6
Cold rolled sheets and strip.....	1017-0701	12/03	200.7	177.1	147.8	-14.0	-16.5
Cold finished bars.....	1017-08	06/82	209.2	166.6	143.5	-6.6	-13.9
Cold finished bars.....	1017-0801	12/03	197.6	157.4	135.6	-6.5	-13.9
Nonferrous metals.....							
Nonferrous metal ores.....	1021	12/83	267.7	204.0	184.6	-26.4	-9.5
Copper ores.....	1021-02	06/88	452.9	288.6	—	—	—
Copper ores.....	1021-0201	06/88	452.9	288.6	—	—	—
Gold ores.....	1021-05	06/85	207.0	178.6	184.6	-22.4	3.4
Gold mill bullion, including dore.....	1021-0501	06/85	207.3	178.8	184.9	-22.4	3.4
Other metal ores.....	1021-12	12/03	416.4	396.4	346.5	-5.0	-12.6
Other metal ores.....	1021-1201	12/03	416.4	396.4	346.5	—	-12.6
Primary nonferrous metals.....							
Primary nonferrous metals.....	1022		286.7	195.4	178.7	-30.8	-8.5
Primary nonferrous metals.....	1022-01		293.8	200.3	183.1	-30.8	-8.6
Aluminum extrusion ingot (billet).....	1022-0121		240.7	—	—	—	—
Copper cathode and refined copper.....	1022-0131	12/96	354.4	—	—	—	—
Other nonferrous metals, unalloyed.....	1022-0181	06/88	278.0	220.1	220.9	-28.2	0.4
Nonferrous scrap.....							
Copper base scrap.....	1023		401.6	224.9	201.8	-45.0	-10.3
Copper base scrap.....	1023-01		555.8	240.3	228.0	-52.7	-5.1
No. 1 copper scrap, including wire.....	1023-0101	12/86	461.8	225.2	188.1	-54.6	-16.5
No. 2 copper scrap, including wire.....	1023-0102	12/86	626.0	286.8	260.1	-54.4	-9.3
Yellow brass scrap.....	1023-0103	12/86	674.4	216.6	221.6	-64.2	2.3
Other copper and brass scrap.....	1023-0104	12/86	581.8	271.9	290.1	-34.9	6.7
Aluminum base scrap.....	1023-02		305.1	187.7	163.6	-38.1	-12.8
Solids and clippings, new scrap.....	1023-0201	12/86	228.2	157.7	131.4	-32.8	-16.7
Borings, turnings, and other new scrap.....	1023-0202	12/86	315.3	134.3	119.9	-55.7	-10.7
Used beverage can scrap.....	1023-0205	12/86	288.8	174.2	149.4	-37.6	-14.2
Other old scrap.....	1023-0206	12/86	225.9	142.2	131.7	-36.1	-7.4
Other nonferrous scrap, incl. lead, zinc, and precious metals.....	1023-03		257.1	171.8	153.1	-46.4	-10.9
Other nonferrous scrap, incl. lead, zinc, and precious metals.....	1023-0309	06/06	110.0	73.5	65.5	-46.4	-10.9
Secondary nonferrous metals.....							
Secondary aluminum.....	1024		256.8	203.0	179.7	-23.1	-11.5
Secondary aluminum.....	1024-02		250.0	184.6	161.8	-23.1	-12.4

See footnotes at end of table.

Table 6. Producer price indexes and percent changes for commodity groupings and individual items, not seasonally adjusted — Continued
[1982=100 unless otherwise indicated]

Commodity	Commodity code	Other index base	Index			Percent change to Dec. 2008 from:	
			Aug. 2008 ¹	Nov. 2008 ¹	Dec. 2008 ¹	Dec. 2007	Nov. 2008
Secondary nonferrous metals - Continued							
Secondary aluminum.....	1024-0229	06/97	155.6	114.9	100.7	-23.1	-12.4
Copper, alloyed and unalloyed.....	1024-03		476.6	390.4	332.5	-24.6	-14.8
Copper, alloyed and unalloyed.....	1024-0339	06/97	312.3	255.8	217.9	-24.5	-14.8
Refined lead.....	1024-04		297.7	279.2	244.8	-9.2	-12.3
Refined lead.....	1024-0449	06/97	284.7	-	-	-	-
Refined zinc, slab and dust.....	1024-05		184.3	137.3	133.3	-44.6	-2.9
Refined zinc, slab and dust.....	1024-0559	06/97	133.0	99.1	96.2	-44.6	-2.9
Precious metals.....	1024-06		185.3	142.0	144.3	-24.0	1.6
Precious metals.....	1024-0669	06/97	219.8	168.4	171.0	-24.1	1.5
Other nonferrous metals.....	1024-07		233.5	192.0	168.8	-31.2	-12.1
Other nonferrous metals.....	1024-0779	06/97	226.2	186.0	163.6	-31.2	-12.0
Nonferrous mill shapes.....							
Aluminum mill shapes.....	1025		219.3	188.7	177.0	-15.9	-6.2
Aluminum mill shapes.....	1025-01		196.6	180.8	172.0	-5.9	-4.9
Aluminum sheet.....	1025-0105	12/03	138.2	127.9	121.4	-5.3	-5.1
Foil, plain (under .006 inches).....	1025-0111		190.8	161.3	147.6	-12.8	-8.5
Aluminum plate.....	1025-0129		178.4	171.0	169.9	-3.0	-0.6
Rolled aluminum rod and bar, inc continuou.....	1025-0143		192.8	196.9	192.7	11.1	-2.1
Extruded aluminum rod, bar, and other shapes except tube....	1025-0162	12/04	126.6	111.0	104.9	-9.6	-5.5
Aluminum extruded and drawn pipe and tube.....	1025-0163	12/04	109.0	103.6	100.2	-5.5	-3.3
Copper and brass mill shapes.....	1025-02		421.2	326.6	295.1	-24.3	-9.6
Copper and copper-base alloy sheet, strip and plate.....	1025-0237	12/03	216.7	157.8	-	-	-
Copper and copper-base alloy rod, bar and shapes.....	1025-0238	12/03	277.3	216.9	207.6	-18.2	-4.3
Copper and copper-base alloy pipe and tube.....	1025-0239	06/04	213.1	167.9	140.0	-29.0	-16.6
Nickel alloy mill shapes.....	1025-04		235.4	217.7	-	-	-
Nickel and nickel-base alloy mill shapes.....	1025-0466	12/03	171.0	158.2	-	-	-
Titanium mill shapes.....	1025-05		241.9	241.3	232.9	-15.9	-3.5
Titanium and titanium-base alloy mill shapes.....	1025-0505	12/03	215.1	214.6	207.2	-15.9	-3.4
Other mill shapes.....	1025-19		180.6	139.2	133.3	-31.1	-4.2
Precious metal mill shapes.....	1025-1903	12/03	149.6	-	-	-	-
Other nonferrous metal rolling, drawing, and extruding.....	1025-1935	12/03	141.3	121.1	120.6	-24.5	-0.4
Nonferrous wire and cable.....							
Nonferrous wire and cable.....	1026		260.2	213.7	207.4	-13.5	-2.9
Nonferrous wire and cable.....	1026-03	12/82	266.9	219.2	212.8	-13.5	-2.9
Electric wire and cable.....	1026-0301	12/82	231.5	220.6	214.6	-0.6	-2.7
Control & signal wire and cable.....	1026-0304	06/04	180.9	150.8	143.9	-14.9	-4.6
Building wire and cable.....	1026-0306	06/04	230.0	168.6	175.5	-16.6	4.1
Copper and copper alloy wire & cable, bare & tinned.....	1026-0314	12/86	340.3	253.5	231.3	-20.5	-8.8
Apparatus wire from purchased insulated wire.....	1026-0327	12/03	134.0	134.0	134.0	0.6	0.0
Aluminum wire & cable, except covered or insulated.....	1026-0331	06/87	146.9	141.6	138.6	-	-2.1
Power wire and cable.....	1026-0332	06/04	180.2	158.8	153.1	-22.0	-3.6
Fiber optic cable.....	1026-0333	12/88	62.3	62.5	62.5	-4.7	0.0
Other wire and cable.....	1026-0399	06/04	160.1	125.9	117.1	-17.5	-7.0
Nonferrous forge shop products.....							
Nonferrous forge shop products.....	1027	12/83	179.2	180.1	180.1	4.0	0.0
Nonferrous forge shop products.....	1027-01	12/83	179.2	180.1	180.1	4.0	0.0
Hot impression die, impact, press, & upset.....	1027-0111	12/83	180.0	181.0	181.0	4.1	0.0
Nonferrous foundry shop products.....							
Castings, aluminum and aluminum-base alloy.....	1028		207.2	204.5	200.8	1.6	-1.8
Castings, aluminum and aluminum-base alloy.....	1028-02		187.7	185.8	182.5	3.2	-1.8
Sand castings, aluminum and aluminum-base alloy.....	1028-0204	06/83	205.4	206.5	207.5	5.3	0.5
Permanent and semi-permanent mold castings, aluminum and aluminum-base alloy.....	1028-0205	06/83	158.4	158.4	158.7	4.5	0.2
Die castings, aluminum and aluminum-base alloy.....	1028-0207	06/83	167.1	163.5	157.9	2.7	-3.4
Copper and copper-base alloy castings.....	1028-03	06/83	296.1	289.0	284.8	3.5	-1.5
Copper and copper-base alloy sand castings.....	1028-0301	06/83	332.2	324.2	318.5	4.2	-1.8
Other copper/copper-base alloy castings.....	1028-0302	06/83	205.3	200.6	200.6	0.9	0.0
Zinc castings.....	1028-04	06/83	222.5	219.9	219.3	-6.6	-0.3
Zinc and zinc-base alloy castings.....	1028-0401		222.3	219.8	219.1	-6.6	-0.3
Magnesium and magnesium-base castings.....	1028-05	06/83	137.5	137.5	137.5	8.4	0.0
Magnesium and magnesium-base castings.....	1028-0501	06/83	137.5	137.5	137.5	8.4	0.0
Nickel and nickel-base and other nonferrous castings.....	1028-06	06/83	239.6	234.9	226.4	-2.9	-3.6
Metal containers.....							
Metal cans and can components.....	103		148.1	148.1	148.5	10.3	0.3
Metal cans.....	1031		136.0	136.0	136.1	5.9	0.1
Steel cans.....	1031-02		173.2	173.2	173.5	9.2	0.2
Steel Cans.....	1031-0231	12/01	135.8	135.7	136.0	9.1	0.2
Aluminum cans.....	1031-03		110.0	-	110.0	4.0	-
Aluminum cans.....	1031-0331	12/01	129.7	-	129.7	3.8	-
Barrels, drums, and pails.....	1032		259.4	260.0	262.2	25.6	0.8
Barrels, drums, and pails.....	1032-01		259.4	260.0	262.2	25.6	0.8

See footnotes at end of table.

Table 6. Producer price indexes and percent changes for commodity groupings and individual items, not seasonally adjusted — Continued
 [1982=100 unless otherwise indicated]

Commodity	Commodity code	Other index base	Index			Percent change to Dec. 2008 from:	
			Aug. 2008 ¹	Nov. 2008 ¹	Dec. 2008 ¹	Dec. 2007	Nov. 2008
Barrels, drums, and pails - Continued							
Other metal containers.....	1032-0104	12/05	126.6	126.9	128.0	25.6	0.9
Hardware.....	104		193.4	195.8	196.6	8.8	0.4
Hardware, n.e.c.....	1041		186.6	187.9	188.7	9.6	0.4
Builders hardware.....	1041-01		224.1	223.9	225.7	12.7	0.8
Builders' hardware (lock units, key blanks, door & window hardware, cabinet hardware, etc.).....	1041-0104	06/07	112.9	112.8	113.8	12.8	0.9
Transportation equipment hardware.....	1041-03		140.1	140.7	141.1	2.8	0.3
Motor vehicle hardware.....	1041-0311	06/85	116.6	116.5	116.5	1.3	0.0
Other transportation equipment hardware.....	1041-0341	06/85	417.7	431.5	438.5	12.3	1.6
Furniture hardware.....	1041-04		211.5	221.8	221.8	11.3	0.0
Furniture hardware.....	1041-0411	06/85	188.9	198.1	198.1	11.2	0.0
Other hardware, n.e.c.....	1041-05	06/85	207.5	214.0	212.2	13.7	-0.8
Other hardware, nec.....	1041-0502	12/03	146.8	151.4	150.2	13.8	-0.8
Hand and edge tools.....	1042		210.7	215.0	215.6	7.5	0.3
Hand and edge tools.....	1042-01		210.7	215.0	215.6	7.5	0.3
Mechanics hand service tools.....	1042-0135	06/06	109.6	111.8	112.2	8.7	0.4
Edge tools, hand operated.....	1042-0145	06/06	105.9	108.0	110.1	8.4	1.9
Other handtools, nec.....	1042-0155	06/06	107.7	109.9	109.5	7.0	-0.4
Handsaws and handsaw blades.....	1042-0168	12/03	110.9	113.2	113.4	4.7	0.2
Plumbing fixtures and fittings.....	105		228.2	227.9	227.9	4.1	0.0
Vitreous china fixtures.....	1052		136.8	136.9	136.9	0.6	0.0
Vitreous china fixtures.....	1052-01		136.8	136.9	136.9	0.6	0.0
Plumbing fixture fittings and trim.....	1054		262.6	262.4	262.4	4.1	0.0
Plumbing fixture fittings and trim.....	1054-02		262.5	262.2	262.3	4.1	0.0
Bath and shower fittings.....	1054-0211	06/83	213.5	213.5	213.5	5.4	0.0
Lavatory and sink fittings.....	1054-0218	06/98	128.1	128.3	128.2	4.4	-0.1
Miscellaneous brass goods.....	1054-0223	06/83	272.4	271.8	271.9	3.0	0.0
Enameled iron & metal sanitary ware.....	1056	12/86	195.2	194.5	194.5	6.1	0.0
Enameled iron & metal sanitary ware.....	1056-01	12/86	195.2	194.5	194.5	6.1	0.0
Enameled iron & metal sanitary ware.....	1056-0102	12/03	139.3	138.8	138.8	6.1	0.0
Heating equipment.....	106		212.6	217.7	217.9	10.0	0.1
Steam and hot water equipment.....	1061		235.0	237.9	237.9	10.5	0.0
Steam and hot water equipment.....	1061-01		235.0	237.9	237.9	10.5	0.0
Cast iron heating boilers, radiators and convectors.....	1061-0106	06/99	145.6	146.8	146.8	8.2	0.0
Steel heating boilers, all classes.....	1061-0112	06/99	157.5	161.4	161.4	17.1	0.0
Floor & wall furnaces/heaters/parts.....	1062		174.3	174.6	175.7	3.0	0.6
Floor & wall furnaces/heaters/parts.....	1062-01		174.3	174.6	175.7	3.0	0.6
Other heating, non-elect., inc parts.....	1063		197.0	201.6	201.7	5.9	0.0
Other heating, non-elect., incl parts.....	1063-01		197.0	201.6	201.7	5.9	0.0
Other heating equipment, non-electric incl parts.....	1063-0161	06/99	122.3	125.2	125.2	5.9	0.0
Domestic heating stoves.....	1064		170.6	171.7	172.1	12.6	0.2
Domestic heating stoves.....	1064-01		170.6	171.7	172.1	12.6	0.2
Domestic heaters.....	1064-0141	06/99	134.4	135.2	135.5	12.5	0.2
Water heaters, domestic.....	1066		281.0	300.6	299.4	22.0	-0.4
Domestic water heaters.....	1066-01		281.0	300.6	299.4	22.0	-0.4
Electric water heaters.....	1066-0101		267.3	285.7	284.3	22.5	-0.5
Non-electric water heaters.....	1066-0114	12/00	176.4	188.8	188.2	21.6	-0.3
Fabricated structural metal products.....	107		216.0	215.2	213.3	12.6	-0.9
Metal doors, sash, and trim.....	1071		208.9	211.1	211.2	6.4	0.0
Metal doors and frames, exc. storm.....	1071-02	06/83	205.5	209.5	210.7	9.0	0.6
Metal doors and frames, exc. storm.....	1071-0209	06/07	106.6	108.7	109.3	9.0	0.6
Metal window sash and frames, exc. storm.....	1071-03	06/83	186.8	185.7	183.2	-0.4	-1.3
Metal window sash and frames, except storm.....	1071-0313	06/97	127.5	126.8	125.1	-0.4	-1.3
Metal molding and trim and storefronts.....	1071-04	06/83	361.5	361.1	362.0	8.2	0.2
Metal molding and trim and storefronts.....	1071-0413	06/83	361.5	361.1	362.0	8.2	0.2
Storm sash and doors.....	1071-05	06/83	167.8	169.8	170.4	5.5	0.4
Storm sash and doors.....	1071-0515	06/83	167.8	169.8	170.4	5.5	0.4
Screens and weatherstrip.....	1071-06	06/83	192.5	193.8	194.0	6.2	0.1
Screens and weatherstrip.....	1071-0617	06/83	192.5	193.8	194.0	6.2	0.1
Metal tanks.....	1072		199.0	198.0	196.8	8.7	-0.6
Metal tanks.....	1072-01		199.0	198.0	196.8	8.7	-0.6
Storage and other non-pressure tanks.....	1072-0104	12/94	173.2	174.9	165.4	3.2	-5.4

See footnotes at end of table.

Table 6. Producer price indexes and percent changes for commodity groupings and individual items, not seasonally adjusted — Continued
 [1982=100 unless otherwise indicated]

Commodity	Commodity code	Other index base	Index			Percent change to Dec. 2008 from:	
			Aug. 2008 ¹	Nov. 2008 ¹	Dec. 2008 ¹	Dec. 2007	Nov. 2008
Metal tanks - Continued							
Non-LPG gas cylinders.....	1072-0122		179.8	180.1	180.1	25.1	0.0
Metal tanks, complete at factory, std. line pressure.....	1072-0126	12/01	160.8	159.4	159.4	14.3	0.0
Metal tanks and vessels, custom fabricated.....	1072-0135	12/01	165.0	165.0	165.0	5.9	0.0
Metal tanks & vessels, custom fab. and field erected.....	1072-0152	12/94	158.0	154.7	154.7	5.0	0.0
Sheet metal products.....	1073		198.5	198.4	195.5	7.8	-1.5
Sheet metal products.....	1073-01		198.5	198.4	195.5	7.8	-1.5
Air conditioning ducts and stove pipe.....	1073-0131	12/03	153.8	153.8	153.4	11.4	-0.3
Metal roofing and drainage equipment.....	1073-0132	12/03	153.3	153.2	149.0	9.6	-2.7
Sheet metal siding.....	1073-0133	12/03	138.6	144.0	143.9	15.2	-0.1
Sheet metal roof ventilators, louvers and dampers.....	1073-0135	12/03	126.5	126.4	126.3	10.0	-0.1
Other sheet metal work.....	1073-0136	12/03	126.8	126.0	123.4	4.8	-2.1
Struct., arch., pre-eng. metal products.....	1074		219.5	217.6	215.3	14.3	-1.1
Nonferrous pipe, tube, and fittings.....	1074-04		267.5	-	-	-	-
Nonferrous pipe, tube, and fittings.....	1074-0451	12/02	146.4	-	-	-	-
Fabricated structural metal.....	1074-05		219.8	215.5	213.0	11.4	-1.2
Fabricated structural metal for buildings.....	1074-0501		202.2	194.6	193.5	7.6	-0.6
Other fabricated structural metal.....	1074-0512	06/82	254.0	257.2	251.6	18.8	-2.2
Miscellaneous metal work.....	1074-07		178.8	182.4	178.0	20.0	-2.4
Custom roll form products.....	1074-077	06/90	168.8	172.2	168.1	20.1	-2.4
Architectural and ornamental metalwork.....	1074-08	12/83	248.4	248.7	247.5	22.8	-0.5
Stairs, staircases and fire escapes.....	1074-0803	12/83	175.4	179.7	178.8	5.9	-0.5
Grills, registers and air diffusers.....	1074-0811	12/97	141.8	139.6	141.5	38.5	1.4
Fences, gates, railings and window guards.....	1074-0813	12/97	142.1	142.6	142.4	3.9	-0.1
Open flooring, grating and studs.....	1074-0814	12/97	212.3	221.7	214.1	34.7	-3.4
Other architectural and ornamental metal work.....	1074-0816	12/97	158.1	153.8	153.5	15.3	-0.2
Fabricated iron & steel pipe, tube & fit.....	1074-09	12/94	169.9	169.9	170.2	12.3	0.2
Iron and steel pipe, tube, and fittings.....	1074-0951	12/02	151.7	151.7	152.0	12.3	0.2
Heat exchangers and condensers.....	1075		258.2	257.7	254.8	5.3	-1.1
Heat exchangers and condensers.....	1075-01		258.2	257.7	254.8	5.3	-1.1
Bare tube heat exchangers.....	1075-0101		277.5	276.4	270.3	4.2	-2.2
Fabricated steel plate.....	1076		220.0	223.4	223.5	23.2	0.0
Fabricated steel plate.....	1076-01		220.0	223.4	223.5	23.2	0.0
Fabricated steel plate (stacks and weldments).....	1076-0102	12/01	150.2	152.5	152.6	23.3	0.1
Steel power boilers.....	1077		199.6	200.7	200.2	11.0	-0.2
Steel power boilers.....	1077-01		199.6	200.7	200.2	11.0	-0.2
Stationary and marine power boilers.....	1077-0104	12/01	146.0	146.8	146.4	11.1	-0.3
Prefabricated metal buildings.....	1079		286.4	281.1	278.3	25.0	-1.0
Prefab. metal bldg systems, ex. farm svcs.....	1079-01		276.8	270.0	266.6	27.4	-1.3
Prefab. metal building systems, ex. farm svcs.....	1079-0101	12/97	201.1	196.2	193.7	27.4	-1.3
Other prefab. & portable metal buildings.....	1079-02		300.6	301.6	301.6	17.4	0.0
Other prefabricated and portable metal buildings.....	1079-0201	12/97	204.1	204.8	204.8	17.4	0.0
Panels, parts, & sections for prefab bldgs.....	1079-03		288.9	282.0	279.0	26.5	-1.1
Panels, parts, sections for prefabricated bldgs.....	1079-0354		288.9	282.0	279.0	26.5	-1.1
Miscellaneous metal products.....	108		161.6	162.5	162.1	7.6	-0.2
Bolts, nuts, screws, rivets, and washers.....	1081		182.5	184.9	182.5	5.4	-1.3
Externally threaded fasteners, except aircraft types.....	1081-02	06/82	167.8	167.4	163.0	3.2	-2.6
Hex bolts, including heavy, tap-and-joint.....	1081-0206	06/82	158.2	156.4	153.6	0.3	-1.8
Cap, set, machine, lag, flange, and self-locking screws, except aircraft types.....	1081-0231		187.5	193.1	191.7	4.9	-0.7
Tapping screws and wood screws, except aircraft types.....	1081-0236		144.9	141.0	138.3	-1.1	-1.9
Other metal bolts, incl. square, round, plow, high-strength structural, and bent.....	1081-0262	12/99	177.8	176.3	175.3	12.1	-0.6
Other externally threaded metal fasteners, including studs, except aircraft types.....	1081-0263	12/99	118.4	118.4	108.7	-0.7	-8.2
Internally threaded fasteners, except aircraft types.....	1081-03	06/82	115.0	118.8	118.8	7.7	0.0
Internally threaded fasteners, except aircraft types.....	1081-0312	06/82	115.0	118.8	118.8	7.7	0.0
Nonthreaded metal fasteners, except aircraft types.....	1081-04	06/82	172.7	175.7	175.3	3.6	-0.2
Nonthreaded metal fasteners, except aircraft types.....	1081-0424	06/82	172.7	175.7	175.3	3.6	-0.2
Aircraft fasteners, except plastics (including aerospace).....	1081-05	06/82	293.0	299.5	297.5	3.7	-0.7
Aircraft fasteners, except plastics (including aerospace).....	1081-0536	06/82	293.0	299.5	297.5	3.7	-0.7
Formed products, made by cold-, warm-, or hot-heading processes.....	1081-06	06/82	184.5	190.6	190.4	15.5	-0.1
Formed products, made by cold-, warm-, or hot-heading processes.....	1081-0648	06/82	184.5	190.6	190.4	15.5	-0.1
Lighting fixtures.....	1083		153.3	155.1	155.9	3.1	0.5
Residential lighting fixtures.....	1083-02		171.1	174.5	175.8	6.4	0.7

See footnotes at end of table.

Table 6. Producer price indexes and percent changes for commodity groupings and individual items, not seasonally adjusted — Continued
 [1982=100 unless otherwise indicated]

Commodity	Commodity code	Other index base	Index			Percent change to Dec. 2008 from:	
			Aug. 2008 ¹	Nov. 2008 ¹	Dec. 2008 ¹	Dec. 2007	Nov. 2008
Lighting fixtures - Continued							
Electric residential fixtures and parts, excluding portable.....	1083-0225	06/98	118.6	121.0	121.9	6.5	0.7
Commercial, institutional and industrial electric lighting fixtures. . .	1083-03		164.9	167.2	167.5	3.4	0.2
Commercial and institutional lighting fixt.....	1083-0302	12/04	113.8	115.1	115.3	3.4	0.2
Industrial electric lighting fixtures.....	1083-0304	12/04	114.7	117.5	117.5	3.3	0.0
Vehicular.....	1083-04		125.6	125.1	127.4	2.3	1.8
Vehicular lighting equipment.....	1083-0404	06/07	102.5	102.1	103.9	2.4	1.8
Lighting equipment, n.e.c.....	1083-05		151.7	154.0	154.1	2.1	0.1
Outdoor lighting equipment, including parts.....	1083-0522	06/85	145.0	147.1	147.1	2.2	0.0
Other electric and non-electric lighting.....	1083-0524	06/85	105.8	107.7	107.7	1.9	0.0
Ammunition, except for small arms.....	1085	12/85	141.1	141.1	141.1	2.8	0.0
Ammunition, except for small arms.....	1085-01	12/85	141.1	141.1	141.1	2.8	0.0
Ammunition, except for small arms.....	1085-0101	12/85	141.1	141.1	141.1	2.8	0.0
Ordnance and accessories, n.e.c.....	1086	12/85	186.4	186.5	186.5	7.9	0.0
Ordnance and accessories, n.e.c.....	1086-01	12/85	186.4	186.5	186.5	7.9	0.0
Ordnance and accessories, n.e.c.....	1086-0101	12/85	186.4	186.5	186.5	7.9	0.0
Fabricated ferrous wire products.....							
Ferrous wire rope, cable and strand.....	1088-01	06/82	178.0	177.2	178.0	14.2	0.5
Ferrous wire rope, cable and strand.....	1088-0198	06/97	137.2	136.6	137.2	14.2	0.4
Steel nails and spikes.....	1088-02	06/82	270.1	236.0	234.5	35.6	-0.6
Steel nails and spikes.....	1088-0299	06/97	233.0	203.6	202.3	35.6	-0.6
Ferrous wire cloth, other woven wire prod.....	1088-07	06/82	154.8	154.8	154.8	5.6	0.0
Ferrous wire cloth, other woven wire products.....	1088-0798	06/97	119.5	119.5	119.5	5.7	0.0
Other fabricated ferrous wire products.....	1088-09	06/82	228.9	231.3	221.5	26.6	-4.2
Other fabricated ferrous wire products.....	1088-0998	06/97	177.5	179.4	171.8	26.5	-4.2
Other miscellaneous metal products.....							
Wire springs.....	1089-04		173.3	176.4	176.4	16.2	0.0
Precision mechanical springs.....	1089-0424		171.4	170.9	171.3	2.4	0.2
Other wire springs.....	1089-0425	12/82	168.5	173.5	173.4	26.1	-0.1
Other metal products.....	1089-05		147.3	147.0	147.3	5.0	0.2
Original equipment automotive stamping.....	1089-0506		117.7	116.4	117.0	4.1	0.5
Replacement part automotive stamping.....	1089-0508	12/82	153.8	155.1	155.2	2.7	0.1
Automotive screw machine products.....	1089-0521	12/83	145.7	145.5	143.2	1.3	-1.6
Other screw machine products.....	1089-0522	12/83	174.1	174.6	174.2	2.5	-0.2
Nonferrous woven wire not from wire drawing plants.....	1089-0552	12/04	153.9	156.9	156.9	15.5	0.0
Metal ladders, including ladder accessories.....	1089-0557	12/91	137.2	133.9	133.9	4.2	0.0
Metal powders, paste, and flake.....	1089-0564	06/85	171.8	172.1	177.0	8.2	2.8
Powder metallurgy parts, except bearings, gears, etc.....	1089-0571	12/91	114.8	115.2	115.1	5.6	-0.1
Other fabricated metal products.....	1089-0589	06/85	163.6	165.4	165.3	9.0	-0.1
Metal crowns and closures.....	1089-06	12/83	193.9	194.4	-	-	-
Metal stampings n.e.c.....	1089-07	06/84	178.5	183.9	183.4	11.0	-0.3
Job stampings, non-automotive.....	1089-0701		201.0	208.6	207.2	11.9	-0.7
Other stamped and pressed metal end products.....	1089-0731	06/84	168.3	168.8	171.0	8.0	1.3
Metal foil and leaf.....	1089-08	12/84	136.5	135.4	135.4	3.9	0.0
Converted unmounted alum. foil packaging products.....	1089-0801	12/84	162.6	158.7	158.6	3.8	-0.1
Laminated aluminum foil rolls and sheets.....	1089-0811	12/84	126.0	127.3	127.3	4.0	0.0
Heavy gauge springs.....	1089-09	06/04	127.8	130.3	128.1	14.6	-1.7
Hot formed steel springs (except wire).....	1089-0912	06/04	139.8	139.8	135.3	13.8	-3.2
Cold formed steel springs (except wire).....	1089-0913	06/04	113.7	118.4	118.4	15.4	0.0
Metal treatment services.....							
Metal treatment services.....	109	12/84	168.3	166.9	166.2	5.7	-0.4
Metal treatment services.....							
Metal plating and polishing.....	1091	12/84	168.3	166.9	166.2	5.7	-0.4
Metal plating and polishing.....	1091-01	12/84	181.9	178.0	178.8	3.0	0.4
Metal plating and polishing.....	1091-0111	12/84	181.9	178.0	178.8	3.0	0.4
Metal coating and allied services.....	1091-02	12/84	162.3	161.6	159.8	5.8	-1.1
Metal coating and allied services.....	1091-0222	12/84	162.3	161.6	159.8	5.8	-1.1
Metal heat treating.....	1091-03	06/85	142.0	142.2	142.6	10.2	0.3
Metal heat treating.....	1091-0349	06/06	112.3	112.4	112.8	10.3	0.4
Machinery and equipment.....							
Agricultural machinery and equipment.....	111		194.3	197.4	197.4	5.3	0.0
Agricultural machinery and equipment.....							
Agricultural machinery and equipment.....	1114	12/02	121.6	123.6	123.6	5.3	0.0
Commercial turf & grounds care equipment.....	1114-01	12/02	119.6	123.2	123.2	8.7	0.0
Commercial turf & grounds care equip & par.....	1114-0111	12/02	119.6	123.2	123.2	8.7	0.0
Plows, listers, harrows, pulverizers, etc.....	1114-02	12/02	142.9	147.9	147.9	9.0	0.0
Plows, listers, harrows, pulverizers, etc.....	1114-0211	12/02	142.9	147.9	147.9	9.0	0.0
Wheel tractors and attachments.....	1114-03	12/02	118.9	120.9	120.9	3.7	0.0
Wheel tractors and attachments.....	1114-0311	12/02	118.9	120.9	120.9	3.7	0.0

See footnotes at end of table.

Table 6. Producer price indexes and percent changes for commodity groupings and individual items, not seasonally adjusted — Continued
 [1982=100 unless otherwise indicated]

Commodity	Commodity code	Other index base	Index			Percent change to Dec. 2008 from:	
			Aug. 2008 ¹	Nov. 2008 ¹	Dec. 2008 ¹	Dec. 2007	Nov. 2008
Agricultural machinery and equipment - Continued							
Farm dairy machines, sprayers, dusters, elevators.....	1114-04	12/02	113.3	113.3	113.3	3.3	0.0
Farm dairy machines, sprayers, dusters, elevators.....	1114-0411	12/02	113.3	113.3	113.3	3.3	0.0
Planting, seeding, fertilizing mach & att.....	1114-05	12/02	122.8	124.6	124.8	3.8	0.2
Planting, seeding, fertilizing mach & att.....	1114-0511	12/02	122.8	124.6	124.8	3.8	0.2
Harvesting machinery.....	1114-06	12/82	190.3	191.1	191.2	1.2	0.1
Harvesting machinery (exc. hay & straw) & attach.....	1114-0611	12/82	190.3	191.1	191.2	1.2	0.1
Haying machinery and attachments.....	1114-07	12/82	177.2	185.7	185.7	7.5	0.0
Haying machinery and attachments.....	1114-0711	12/82	177.2	185.7	185.7	7.5	0.0
Farm machinery and equip, nec excl parts.....	1114-08	12/02	138.1	139.5	139.6	12.3	0.1
Farm machinery and equip, nec excl parts.....	1114-0811	12/02	138.1	139.5	139.6	12.3	0.1
Parts for farm mach & equip.....	1114-09	12/02	115.5	115.5	115.5	0.1	0.0
Parts for farm mach & equip.....	1114-0911	12/02	115.5	115.5	115.5	0.1	0.0
Construction machinery and equipment.....	112		186.0	189.9	190.3	5.3	0.2
Tractors and attachments, ex. parts.....	112A	12/99	120.8	124.8	124.7	5.9	-0.1
Tractor attachments, ex. parts.....	112A-03	12/99	125.9	129.2	129.3	6.4	0.1
Tractor attachments, ex. parts.....	112A-0302	12/99	125.9	129.2	129.3	6.4	0.1
Tractor shovel loaders.....	112A-04		173.4	181.8	179.2	5.8	-1.4
Tractor shovel loaders.....	112A-0406	06/86	165.4	173.4	170.9	5.9	-1.4
Construction wheel & crawler tractors.....	112A-05	12/03	115.4	118.8	119.1	-	0.3
Construction wheel and crawler tractors.....	112A-0501	12/03	115.4	118.8	119.1	-	0.3
Power cranes, excavators & equipment.....	112B	12/99	126.7	126.8	126.8	1.0	0.0
Power cranes, excavators & equipment.....	112B-05	12/99	126.7	126.8	126.8	1.0	0.0
Power cranes, excavators & equipment.....	112B-0504	12/99	126.7	126.8	126.8	1.0	0.0
Mixers, pavers, spreaders, etc.....	112C		170.9	171.3	171.3	5.4	0.0
Mixers, pavers, spreaders, etc.....	112C-01		170.9	171.3	171.3	5.4	0.0
Mixers, pavers, spreaders, etc.....	112C-0109	12/99	122.7	123.0	123.0	5.4	0.0
Off-highway, equipment, ex. parts.....	112D	12/99	122.7	124.0	126.6	6.9	2.1
Off highway trucks.....	112D-02	12/03	118.6	118.6	-	-	-
Off-highway trucks, haulers, truck tractor chassis.....	112D-0201	12/03	118.6	118.6	-	-	-
Graders, rollers, compactors, forklifts.....	112D-03	12/03	116.3	118.5	118.7	3.9	0.2
Graders, rollers & compactors, forklifts, scrapers.....	112D-0301	12/03	116.3	118.5	118.7	3.9	0.2
Misc. construction machinery and equipment.....	112J	12/05	111.1	113.9	113.8	5.8	-0.1
Winches & aerial work plat. (incl parts).....	112J-01	12/05	108.2	110.6	110.7	3.9	0.1
Winches & aerial work platforms (incl. parts).....	112J-0101	12/03	136.3	139.3	139.4	3.9	0.1
Other construction mach. (incl parts).....	112J-02	12/05	112.4	115.4	115.3	6.7	-0.1
Other construction machinery & equipment.....	112J-0201	12/03	126.4	129.7	129.5	6.2	-0.2
Parts for other construction machinery & equipment.....	112J-0202	12/99	128.0	131.6	131.4	6.9	-0.2
Metalworking machinery and equipment.....	113		170.2	171.8	172.1	4.2	0.2
Power driven hand tools.....	1132		153.0	153.4	155.6	4.1	1.4
Power-driven handtools.....	1132-11	12/04	104.2	104.5	106.0	4.1	1.4
Power-driven handtools.....	1132-1101	12/04	104.2	104.5	106.0	4.1	1.4
Welding machines and equipment.....	1133		244.7	244.8	244.4	9.2	-0.2
Arc welding machines, components, and accessories (excluding electrodes and stud welding equip).....	1133-01		212.5	212.5	212.2	4.4	-0.1
Arc welding machines, components, and accessories (excluding electrodes and stud welding equip).....	1133-0175	12/97	139.6	139.6	139.4	4.4	-0.1
Resistance welders, components, accessories, and electrodes.....	1133-02		223.1	222.6	222.6	10.2	0.0
Resistance welders, components, accessories, and electrodes.....	1133-0276	12/84	206.8	206.3	206.3	10.2	0.0
Arc welding electrodes, metal.....	1133-03		360.4	360.6	360.6	21.3	0.0
Arc welding electrodes, metal.....	1133-0378	12/84	343.0	343.2	343.2	21.3	0.0
Gas welding and cutting equipment, parts, attachments, and accessories.....	1133-04		198.7	199.3	199.1	5.5	-0.1
Gas welding and cutting equipment, parts, attachments, and accessories.....	1133-0461	06/83	195.5	196.0	195.8	5.5	-0.1
Other welding equipment, components, and accessories (except arc, resistance, and gas).....	1133-06	12/00	107.2	107.5	106.6	1.5	-0.8
Other welding equipment, components, and accessories (except arc, resistance, and gas).....	1133-0629	12/00	107.2	107.5	106.6	1.5	-0.8
Industrial process furnaces and ovens.....	1134		183.1	183.4	184.2	4.2	0.4
Industrial process furnaces and ovens.....	1134-07	12/04	113.3	113.5	114.0	4.2	0.4
Industrial process furnaces and ovens.....	1134-0711	12/04	113.3	113.5	114.0	4.2	0.4
Cutting tools and accessories.....	1135		163.6	165.5	166.2	2.8	0.4
Small cutting tools.....	1135-0116	06/83	150.0	151.4	151.8	2.1	0.3
Precision measuring tools.....	1135-02		182.0	182.0	184.8	4.0	1.5
Precision measuring tools.....	1135-0243	06/83	176.1	176.1	178.8	4.0	1.5

See footnotes at end of table.

Table 6. Producer price indexes and percent changes for commodity groupings and individual items, not seasonally adjusted — Continued
[1982=100 unless otherwise indicated]

Commodity	Commodity code	Other index base	Index			Percent change to Dec. 2008 from:	
			Aug. 2008 ¹	Nov. 2008 ¹	Dec. 2008 ¹	Dec. 2007	Nov. 2008
Cutting tools and accessories - Continued							
Other machine tool attachments & accessories.....	1135-0501	06/83	177.2	181.4	182.0	4.1	0.3
Abrasive products.....	1136		166.7	172.5	172.5	9.1	0.0
Nonmetallic sized abrasives.....	1136-01		103.1	107.8	109.4	24.2	1.5
Grains, powders and flour abrasives.....	1136-0105	06/87	132.8	138.8	140.9	24.3	1.5
Nonmet. bonded abrasives and diamond wheels.....	1136-03		162.5	167.0	166.9	6.4	-0.1
Nonmetallic bonded abrasives & diamond wheels.....	1136-0311	06/87	148.7	152.8	152.8	6.4	0.0
Nonmetallic coated abrasive products.....	1136-05		211.0	218.7	217.2	5.3	-0.7
Nonmetallic coated abrasive products.....	1136-0505		156.1	161.9	160.8	5.4	-0.7
Metal abrasives, including scouring pads.....	1136-31		129.5	-	131.6	4.4	-
Metal abrasives, including scouring pads.....	1136-3106	06/87	117.5	-	119.4	4.5	-
Metal cutting machine tools.....	1137		171.7	173.4	173.3	3.6	-0.1
Grinding machines.....	1137-13		220.9	224.0	223.5	4.6	-0.2
Grinding, polishing, buffing, honing & lapping mac.....	1137-1361	06/83	219.0	222.1	221.6	4.6	-0.2
Lathes.....	1137-14		178.7	178.7	178.7	0.4	0.0
Turning machines (lathes), all types.....	1137-1441	06/83	177.2	177.2	177.2	0.5	0.0
Station type machines.....	1137-18	06/83	153.7	153.7	153.7	0.0	0.0
Station type machines.....	1137-1861	06/83	153.7	153.7	153.7	0.0	0.0
Other metal cutting machine tools.....	1137-19		169.9	170.9	170.7	2.2	-0.1
Other metal-cutting machine tools.....	1137-1941	06/83	167.1	168.2	167.9	2.1	-0.2
Parts for metal-cutting machine tools.....	1137-53	12/02	110.3	112.0	112.0	4.6	0.0
Parts for metal-cutting machine tools & rebuilt mac.....	1137-5311	12/02	110.3	112.0	112.0	4.6	0.0
Metal forming machine tools.....	1138		194.7	200.3	199.9	8.3	-0.2
Punching, bending and forming machines.....	1138-21		165.8	172.1	172.1	9.7	0.0
Punching, shearing, bending & forming tools.....	1138-2121	12/02	119.5	124.0	124.0	9.6	0.0
Presses.....	1138-23		225.1	225.5	225.5	7.9	0.0
Presses, except forging.....	1138-2314	12/02	125.9	126.1	126.1	7.9	0.0
Other metal forming machines.....	1138-25		216.4	227.0	227.0	9.5	0.0
Other metal-forming machine tools and forging mach.....	1138-2509	12/02	111.9	117.4	117.4	9.4	0.0
Rebuilt metal-forming machine tools & parts.....	1138-52	12/02	109.4	111.7	110.7	5.2	-0.9
Rebuilt metal-forming machine tools and parts.....	1138-5205	12/02	109.4	111.7	110.7	5.2	-0.9
Tools, dies, jigs, fixtures & ind. molds.....	1139		145.9	146.5	146.5	1.7	0.0
Special dies, tools, jigs, and fixtures.....	1139-01		160.4	161.4	161.4	2.3	0.0
Industrial molds and mold boxes.....	1139-03		126.4	126.4	126.4	0.6	0.0
Metalworking machinery n. e. c.....	113A	06/83	193.5	194.3	194.9	3.0	0.3
Assembly machines.....	113A-01	06/83	173.2	174.0	174.0	1.9	0.0
Assembly machines.....	113A-0101	06/83	173.2	174.0	174.0	1.9	0.0
Other metalworking machinery.....	113A-02	06/83	223.8	224.7	226.7	5.4	0.9
Other metalworking machinery.....	113A-0201	06/83	223.8	224.7	226.7	5.4	0.9
Rolling mill machinery.....	113B	12/87	205.8	219.4	217.4	8.6	-0.9
Rolling mill machinery.....	113B-01	12/87	205.8	219.4	217.4	8.6	-0.9
Rolling mill machinery.....	113B-0101	12/87	205.8	219.4	217.4	8.6	-0.9
General purpose machinery and equipment.....	114		195.9	198.5	198.7	6.5	0.1
Pumps, compressors, and equipment.....	1141		207.3	212.0	211.4	6.9	-0.3
Industrial pumps.....	1141-02		221.8	226.5	225.1	6.3	-0.6
Industrial pumps, ex. hydraulic fluid power pumps.....	1141-0212	12/97	141.5	144.5	143.6	6.3	-0.6
Parts & attach for air & gas compressors & vac pum.....	1141-07	06/84	196.8	203.8	203.7	10.1	0.0
Parts & attach for air & gas compressors & vac pum.....	1141-0701	06/84	196.8	203.8	203.7	10.1	0.0
Industrial spraying equipment.....	1141-08	06/84	167.0	167.6	167.2	4.1	-0.2
Industrial spraying equipment.....	1141-0801	06/84	167.0	167.6	167.2	4.1	-0.2
Measuring & dispensing pumps.....	1141-09	06/84	179.6	179.6	178.3	3.8	-0.7
Other pumps, including parts.....	1141-12	12/83	236.7	244.3	244.8	7.5	0.2
Parts and attachments for pumps.....	1141-1211	12/83	266.3	272.5	272.6	6.2	0.0
All other pumps, inc. sump, oil well & oil field.....	1141-1215	12/97	131.6	136.7	137.3	8.6	0.4
Domestic water systems.....	1141-13	12/03	129.3	134.4	132.1	5.0	-1.7
Domestic water systems.....	1141-1311	12/03	129.3	134.4	132.1	5.0	-1.7
Air & gas compressors and vacuum pumps.....	1141-15	06/05	115.3	117.6	117.6	8.5	0.0
Air & gas compressors and vacuum pumps.....	1141-1501	06/05	115.3	117.6	117.6	8.5	0.0
Elevators, escalators, and other lifts.....	1142		137.2	138.8	137.7	5.8	-0.8
Elevators & escalators.....	1142-01		130.4	132.0	130.7	5.6	-1.0
Elevator and escalator parts & attachments.....	1142-02		172.2	174.2	174.0	6.7	-0.1
Parts and attachments for elevators and moving stairs.....	1142-0221		172.2	174.2	174.0	6.7	-0.1
Fluid power equipment.....	1143		209.3	211.8	212.4	6.3	0.3
Fluid power pumps and parts.....	1143-01		201.2	203.3	202.8	8.7	-0.2
Fluid power pump and motor mfg.....	1143-0111	12/83	191.0	193.0	192.6	8.8	-0.2

See footnotes at end of table.

Table 6. Producer price indexes and percent changes for commodity groupings and individual items, not seasonally adjusted — Continued
 [1982=100 unless otherwise indicated]

Commodity	Commodity code	Other index base	Index			Percent change to Dec. 2008 from:	
			Aug. 2008 ¹	Nov. 2008 ¹	Dec. 2008 ¹	Dec. 2007	Nov. 2008
Fluid power equipment - Continued							
Fluid power valves.....	1143-02		218.1	220.5	222.2	4.7	0.8
Fluid power valves.....	1143-0201	12/82	212.7	215.1	216.8	4.7	0.8
Fluid power accum/cushions/cyls. & parts.....	1143-03		198.1	198.1	198.9	5.9	0.4
Non-aerospace hydraulic fluid power cylinders.....	1143-0312	06/98	137.1	136.8	137.7	6.3	0.7
Non-aerospace pneumatic fluid power cylinders.....	1143-0313	06/98	137.2	137.6	137.6	4.6	0.0
Parts for hydraulic & pneumatic cylinders/actuators.....	1143-0315	06/98	152.3	153.0	153.0	6.1	0.0
Fluid power hose and tube fittings.....	1143-04		224.8	231.2	231.2	7.6	0.0
Fluid power hose and tube fittings.....	1143-0411	12/82	224.3	230.7	230.7	7.7	0.0
Parts for fluid power valves.....	1143-05	06/91	151.2	152.6	153.6	-1.7	0.7
Parts for fluid power valves.....	1143-0501	06/91	151.2	152.6	153.6	-1.7	0.7
Industrial material handling equipment.....	1144		178.5	182.5	183.0	11.7	0.3
Conveying equipment.....	1144-02		183.7	187.8	187.2	10.1	-0.3
Unit handling convey/convey sys hoists/farm elevators.....	1144-0212	06/84	163.5	163.6	163.6	5.8	0.0
Parts/acces. for unit handling conveyors & conv. sy.....	1144-0214	06/84	201.0	214.5	213.2	17.8	-0.6
Bulk mtl hndlg conveyors & conveying sy ex ho & fa.....	1144-0216	06/84	180.0	186.2	184.6	9.9	-0.9
Pts & access for bulk mtl hdlg conveyors & conv. sy.....	1144-0218	06/84	263.2	274.2	274.4	22.9	0.1
Industrial trucks and tractors.....	1144-03		165.2	169.5	170.6	14.1	0.6
Work trucks w/lifting & handling equip. riding ele.....	1144-0353	06/02	118.9	122.7	124.3	9.3	1.3
Work trucks w/lifting & handling equip non-riding.....	1144-0356	06/02	116.6	118.2	119.9	2.3	1.4
Work trucks without lifting & handling equipment.....	1144-0357	06/02	126.9	130.3	130.2	13.9	-0.1
Bulk powered material moving equipment.....	1144-0358	06/02	127.0	128.7	128.4	6.6	-0.2
Parts, attachments, and accessories.....	1144-0378	12/86	214.9	223.9	223.7	41.8	-0.1
Hoists, cranes and stacking machines.....	1144-04		203.4	204.9	207.8	8.5	1.4
Hoists, including parts.....	1144-0481	12/84	201.4	202.8	207.2	8.4	2.2
Cranes, including parts.....	1144-0485	12/84	186.4	188.1	189.2	8.5	0.6
Mechanical power transmission equipment.....	1145		225.1	229.7	231.8	10.6	0.9
Speed changers, drives, gears.....	1145-01		230.8	233.2	234.2	8.5	0.4
Loose gear, pinions and racks.....	1145-0108	12/83	178.9	180.9	180.6	9.3	-0.2
Speed changers and industrial high speed drives & pt.....	1145-0117	12/03	131.5	132.8	133.7	8.1	0.7
Other power transmission equipment.....	1145-02	12/84	208.1	213.8	216.4	12.1	1.2
Plain bearings and bushings.....	1145-0201	12/84	147.1	154.0	152.5	5.3	-1.0
Mech pwr trans equip,excl speed changers, drives, & g.....	1145-0212	12/03	134.7	137.8	140.2	13.8	1.7
Scales and balances.....	1146		131.7	132.6	132.4	4.8	-0.2
Vehicle and industrial scales.....	1146-11	12/91	126.6	128.2	127.9	5.8	-0.2
Vehicle and industrial scales.....	1146-1101	06/03	110.1	111.5	111.3	5.9	-0.2
Retail, commercial, household, & mail scales.....	1146-12	12/91	116.1	116.1	116.1	1.0	0.0
Retail, comml, household, and mailing scales.....	1146-1201	06/03	106.6	106.6	106.6	1.0	0.0
Parts, attachments, and accessories.....	1146-13	12/91	120.7	120.7	120.7	9.5	0.0
Parts, attachments, and accessories for scales.....	1146-1301	06/03	117.9	117.9	117.9	9.5	0.0
Fans and blowers, except portable.....	1147		191.9	194.6	195.2	6.1	0.3
Fans and blowers, except portable.....	1147-01		191.9	194.6	195.2	6.1	0.3
Dust collection & air purification equip.....	1147-0143	12/83	164.3	164.9	164.8	1.5	-0.1
Dust collection and a/c equip.....	1147-0144	12/83	185.9	188.4	188.9	8.4	0.3
Industrial & commercial fan & blower mfg.....	1147-0145	12/03	127.3	130.1	130.8	8.7	0.5
Air conditioning and refrigeration equip.....	1148		165.1	166.0	165.6	4.0	-0.2
Heat transfer equipment.....	1148-01		179.6	177.5	177.9	-1.3	0.2
Heat transfer equipment, except dehumidifiers.....	1148-0132	12/03	133.9	131.7	132.2	-1.4	0.4
Motor vehicle air conditioning.....	1148-0133	12/03	99.4	-	-	-	-
Unitary air conditioners.....	1148-02		154.0	154.0	154.1	7.3	0.1
Unitary air conditioners, except air sourc.....	1148-0222	06/97	125.5	125.5	125.7	7.3	0.2
Commercial refrigeration equipment.....	1148-03		192.8	201.1	197.6	5.1	-1.7
Commercial refrigeration equipment.....	1148-0331	06/97	125.0	130.4	128.1	5.1	-1.8
Refrigerant compressors.....	1148-04		140.9	142.5	141.2	6.1	-0.9
Refrigerant compressors, except automatic.....	1148-0412	12/03	134.5	136.7	134.9	9.7	-1.3
Automotive air conditioning compressors.....	1148-0413	12/03	100.6	100.6	100.6	-0.4	0.0
Refrigeration condensing units.....	1148-05		188.0	190.9	190.8	3.5	-0.1
Refrigeration condensing units.....	1148-0511	12/82	185.7	188.5	188.5	3.5	0.0
Other a/c and refrigeration equipment.....	1148-06		184.5	198.1	198.4	12.7	0.2
Other refrigeration, ac, & soda fountain e.....	1148-0631	06/97	127.8	137.2	137.4	12.7	0.1
Parts & accessories for a/c & refig. equip.....	1148-09	12/89	149.3	149.4	149.3	10.3	-0.1
Parts & accessories-ac, heat transfer & re.....	1148-0901	12/89	149.3	149.4	149.3	10.3	-0.1
Miscellaneous general purpose equipment.....	1149		221.4	223.9	224.6	6.1	0.3
Metal valves, except fluid power.....	1149-02	12/82	241.3	243.2	243.8	5.1	0.2
Gates, globes, angles, and checks.....	1149-0201	12/82	289.4	292.2	292.0	5.0	-0.1
Ball valves.....	1149-0202	12/82	238.5	239.9	239.9	4.2	0.0
Butterfly valves.....	1149-0203	12/82	172.9	174.2	174.2	6.9	0.0

See footnotes at end of table.

Table 6. Producer price indexes and percent changes for commodity groupings and individual items, not seasonally adjusted — Continued
 [1982=100 unless otherwise indicated]

Commodity	Commodity code	Other index base	Index			Percent change to Dec. 2008 from:	
			Aug. 2008 ¹	Nov. 2008 ¹	Dec. 2008 ¹	Dec. 2007	Nov. 2008
Miscellaneous general purpose equipment - Continued							
Plug valves.....	1149-0204	12/82	187.3	187.3	187.3	4.2	0.0
Plumbing and heating valves (low pressure).....	1149-0205	12/82	247.9	248.1	248.1	1.2	0.0
Solenoid valves.....	1149-0208	12/82	240.2	240.2	240.2	4.9	0.0
Other valves.....	1149-0209	12/82	225.6	231.1	233.1	3.8	0.9
Automatic valves.....	1149-0211	12/98	139.9	140.4	141.5	7.9	0.8
Metal pipe fittings, flanges, and unions.....	1149-03	12/82	273.4	281.3	284.8	8.9	1.2
Metal pipe fittings, flanges, and unions.....	1149-0301	12/82	273.4	281.3	284.8	8.9	1.2
Ball and roller bearings.....	1149-05		216.9	220.0	221.2	8.6	0.5
Ball bearings, unmounted.....	1149-0531	12/03	118.5	122.0	122.4	6.5	0.3
Mounted bearings.....	1149-0534	06/83	282.5	285.5	284.9	9.7	-0.2
Ball and roller bearing parts and componen.....	1149-0535	06/83	187.6	187.6	187.6	9.5	0.0
Taper roller bearings.....	1149-0537	06/83	204.6	205.6	208.0	11.1	1.2
Roller bearings, except taper.....	1149-0538	06/83	254.9	257.7	259.7	7.8	0.8
Industrial patterns.....	1149-07	12/84	152.7	153.3	153.2	4.2	-0.1
Industrial patterns.....	1149-0701	12/84	152.7	153.3	153.2	4.2	-0.1
Filters and strainers.....	1149-08	12/84	195.9	196.7	197.0	4.1	0.2
Filters and strainers, except fluid power.....	1149-0805	12/03	120.0	120.9	121.0	3.1	0.1
Filters for hydraulic fluid power sys., no.....	1149-0808	12/03	108.5	109.2	109.0	4.7	-0.2
Filters for pneumatic fluid power systems, non-aerospace.....	1149-0809	06/07	134.3	-	-	-	-
Other miscellaneous general purpose equipm.....	1149-11	12/84	178.5	180.6	180.7	5.5	0.1
General industrial machinery equipment.....	1149-1102	06/07	104.8	105.7	105.8	4.1	0.1
Misc. machinery products, ex. electrical, n.e.c.....	1149-1103	06/07	108.2	110.6	110.6	10.6	0.0
Electronic computers and computer equipment.....	115	12/98	40.1	39.2	39.0	-7.6	-0.5
Electronic computers.....	1151	12/04	40.3	38.3	38.1	-16.4	-0.5
Electronic computers.....	1151-01	12/04	40.3	38.3	38.1	-16.4	-0.5
Personal computers and workstations.....	1151-0114	06/07	69.9	64.7	64.7	-20.7	0.0
Portable computers.....	1151-0115	06/07	70.1	65.8	63.4	-26.6	-3.6
Host computers, multiusers (mainframes, medium scale systems, UNIX and PC servers).....	1151-0116	12/04	45.3	43.9	43.9	-9.5	0.0
Other computers.....	1151-0121	12/04	98.0	98.0	98.0	0.0	0.0
Computer storage devices.....	1152	12/04	60.3	60.3	58.4	-7.4	-3.2
Computer storage devices, except parts.....	1152-01	12/04	55.9	55.8	53.3	-10.7	-4.5
Computer storage devices, except parts.....	1152-0101	12/04	55.9	55.8	53.3	-10.7	-4.5
Parts and components for computer storage devices.....	1152-02	12/04	74.0	74.0	74.0	0.1	0.0
Parts and components for computer storage devices.....	1152-0201	12/04	74.0	74.0	74.0	0.1	0.0
Computer terminals and parts.....	1153	12/98	92.5	92.5	92.5	-0.4	0.0
Computer terminals.....	1153-01	12/98	93.6	93.6	93.6	-0.5	0.0
Computer terminals.....	1153-0101	12/98	93.6	93.6	93.6	-0.5	0.0
Computer peripheral equipment and parts.....	1154	12/98	90.3	89.8	89.8	-0.3	0.0
Parts, attachments and accessories for POS terminals and computer peripheral equipment.....	1154-05	12/98	94.3	94.3	92.8	-2.2	-1.6
Parts, attachments and accessories for POS terminals and computer peripheral equipment.....	1154-0501	12/98	94.3	94.3	92.8	-2.2	-1.6
All other computer peripheral equipment.....	1154-06	06/99	95.0	94.3	94.7	0.1	0.4
POS terminals, funds-transfer devices and all other miscellaneous computer peripheral equipment.....	1154-0602	06/07	99.3	98.6	99.0	0.1	0.4
Special industry machinery and equipment.....	116		188.0	189.9	190.3	3.9	0.2
Food products machinery.....	1161		232.1	232.3	231.9	2.9	-0.2
Dairy industry machinery.....	1161-01		231.8	228.0	226.3	0.8	-0.7
Dairy industry machinery.....	1161-0111	12/83	226.7	223.0	221.4	0.8	-0.7
Commercial food production machinery.....	1161-04		207.9	207.9	207.9	2.6	0.0
Commercial food production machinery.....	1161-0409	12/83	205.1	205.1	205.1	2.6	0.0
Industrial food production machinery.....	1161-05	12/83	234.8	236.2	235.9	3.9	-0.1
Industrial food production machinery.....	1161-0501	12/83	234.8	236.2	235.9	3.9	-0.1
Textile machinery and equipment.....	1162		165.6	166.8	166.6	2.3	-0.1
Textile machinery.....	1162-12	06/86	142.8	143.1	142.8	1.2	-0.2
Textile machinery.....	1162-1201	06/86	142.8	143.1	142.8	1.2	-0.2
Textile machinery parts and attachments.....	1162-77		179.5	182.1	182.2	4.2	0.1
Textile machinery parts and attachments.....	1162-7701	06/86	161.1	163.4	163.5	4.1	0.1
Woodworking machinery and equipment.....	1163		167.4	169.0	168.9	4.3	-0.1
Sawmill and woodworking machinery.....	1163-06	12/04	112.5	113.6	113.6	4.3	0.0
Sawmill and woodworking machinery.....	1163-0601	12/04	112.5	113.6	113.6	4.3	0.0
Paper industries machinery.....	1164	06/82	190.7	191.6	191.5	2.6	-0.1
Paper industries machinery.....	1164-01	06/82	190.7	191.6	191.5	2.6	-0.1
Paper Industry machinery.....	1164-0114	12/03	109.4	110.2	110.1	1.7	-0.1

See footnotes at end of table.

Table 6. Producer price indexes and percent changes for commodity groupings and individual items, not seasonally adjusted — Continued
[1982=100 unless otherwise indicated]

Commodity	Commodity code	Other index base	Index			Percent change to Dec. 2008 from:	
			Aug. 2008 ¹	Nov. 2008 ¹	Dec. 2008 ¹	Dec. 2007	Nov. 2008
Paper industries machinery - Continued							
Parts & attachments for paper industries m.	1164-0115	12/03	116.8	117.0	117.0	4.3	0.0
Printing trades machinery and equipment.	1165		152.5	152.9	152.9	1.4	0.0
Bookbinding machinery and equipment.	1165-05		204.7	199.0	-	-	-
Bookbinding machinery and equipment.	1165-0511	12/82	202.8	197.2	-	-	-
Printing presses, other than lithographic.	1165-06	12/82	174.2	174.2	174.2	1.2	0.0
Printing presses, other than lithographic.	1165-0611	12/82	174.2	174.2	174.2	1.2	0.0
Other printing machinery and equipment.	1165-09	12/82	150.3	151.4	151.4	2.0	0.0
Other printing machinery and equipment.	1165-0911	12/82	150.3	151.4	151.4	2.0	0.0
Other special industry machinery.	1166		180.5	181.6	182.4	3.1	0.4
Rubberworking machinery.	1166-01		201.8	204.7	226.9	15.8	10.8
Rubberworking machinery.	1166-0109	06/87	179.8	182.3	202.0	15.8	10.8
Plasticworking machinery.	1166-03		199.6	200.1	200.0	4.1	0.0
Plasticworking machinery.	1166-0309	06/01	114.9	115.1	115.1	4.2	0.0
Chemical industry machinery.	1166-04		205.6	209.1	209.1	8.4	0.0
Chemical industry machinery.	1166-0415	06/01	128.2	130.3	130.3	8.4	0.0
Miscellaneous industry machinery.	1166-06		174.0	174.9	175.7	2.0	0.5
Semiconductor manufacturing equipment.	1166-0638	06/87	126.8	126.9	126.9	-1.6	0.0
Printed circuit board manufacturing machin.	1166-0641	06/01	105.2	107.3	107.8	6.6	0.5
Special industry machinery & equipment & p.	1166-0647	06/01	119.5	121.2	121.0	7.1	-0.2
Packing and packaging machinery.	1167		223.4	224.2	224.7	7.6	0.2
Packing and packaging machinery.	1167-05	06/06	109.2	109.6	109.8	7.5	0.2
Packing packaging and bottling machinery.	1167-0501	06/06	108.9	109.0	109.3	7.3	0.3
Parts for packing and packaging machinery.	1167-0502	12/83	196.2	198.4	198.7	8.8	0.2
Service industry machinery and parts.	1168	06/82	207.7	212.3	212.6	4.9	0.1
Service industry machinery and parts.	1168-01	06/82	207.7	212.3	212.6	4.9	0.1
Commercial and industrial vacuum cleaners.	1168-0111	06/82	202.2	209.1	208.4	5.8	-0.3
Commercial cooking and food warming equipm.	1168-0118	12/03	129.0	129.5	129.5	3.8	0.0
Miscellaneous machinery products, incl. electronic teaching mach. & auto. maintenance equipment.	1168-0123	06/07	102.5	105.3	105.5	5.2	0.2
Commercial laundry & dry cleaning equip.	1169	12/82	216.2	218.5	218.8	5.0	0.1
Commercial laundry & dry cleaning equip.	1169-09	06/03	122.3	123.6	123.8	5.1	0.2
Commercial laundry & dry cleaning equip.	1169-0901	06/03	122.3	123.6	123.8	5.1	0.2
Electrical machinery and equipment.	117		113.7	113.8	113.5	0.8	-0.3
Wiring devices.	1171		210.3	210.2	209.4	5.7	-0.4
Current-carrying wiring devices.	1171-01		157.0	157.3	157.3	2.8	0.0
Electric switches.	1171-0143	12/99	122.3	121.7	121.6	1.8	-0.1
Wire connectors for electrical circuitry.	1171-0144	12/99	123.7	124.9	124.9	3.0	0.0
Current-carrying wiring devices n.e.c.	1171-0147	06/06	104.6	105.0	105.2	3.6	0.2
Noncurrent-carrying wiring devices.	1171-02		285.0	283.9	281.8	8.7	-0.7
Pole and transmission line hardware.	1171-0215	12/04	147.0	159.3	159.3	22.1	0.0
Electrical conduit and conduit fittings, including parts.	1171-0216	12/04	130.0	124.6	122.4	6.8	-1.8
Noncurrent-carrying wiring devices n.e.c.	1171-0217	12/04	124.6	126.7	127.3	9.0	0.5
Porcelain electrical supplies.	1171-0252	12/03	116.6	116.9	117.0	2.0	0.1
Integrating and measuring instruments.	1172		155.3	156.4	156.8	3.4	0.3
Test equipment for electrical characteristics and signals.	1172-05	12/83	148.8	150.1	150.4	3.8	0.2
Test equipment for electrical characteristics and signals.	1172-0501		156.8	158.1	158.5	3.9	0.3
Electrical integrating and other instruments.	1172-09	06/06	105.9	105.2	106.2	0.3	1.0
Electrical integrating and other instrumen.	1172-0901	06/06	105.9	105.2	106.2	0.3	1.0
Motors, generators, motor generator sets.	1173		185.0	185.2	183.5	5.0	-0.9
Fractional horsepower motors and generators.	1173-03	06/83	164.6	164.5	160.0	2.4	-2.7
Fractional horsepower motors and generators.	1173-0312	12/99	123.9	123.8	120.4	2.5	-2.7
Integral horsepower motors.	1173-04	06/83	209.0	211.7	212.0	10.0	0.1
Integral horsepower motors and generators.	1173-0405	12/99	145.5	147.4	147.6	10.0	0.1
Parts and supplies for motors and generators.	1173-09	06/83	191.2	192.7	192.7	10.2	0.0
Parts and supplies for motors and generators.	1173-0901	06/83	191.2	192.7	192.7	10.2	0.0
Other motors and generators.	1173-11	06/06	108.7	107.9	108.0	3.3	0.1
Other motors and generators.	1173-1101	06/06	108.7	107.9	108.0	3.3	0.1
Transformers and power regulators.	1174		224.4	212.1	206.3	3.1	-2.7
Fluorescent lamp ballasts.	1174-02		183.1	184.1	-	-	-
Fluorescent lamp ballasts.	1174-0299	12/99	142.5	143.2	-	-	-
Power and distribution transformers, excluding parts.	1174-09	12/99	192.3	176.2	170.8	4.0	-3.1
Power and distribution transformers, ex. p.	1174-0999	12/99	192.3	176.2	170.8	4.0	-3.1
Parts for all transformers.	1174-11	12/99	139.6	136.1	130.8	0.6	-3.9
Commercial, institutional, and industrial general purpose transformers, all voltages.	1174-1101		323.5	270.7	266.3	-2.3	-1.6

See footnotes at end of table.

Table 6. Producer price indexes and percent changes for commodity groupings and individual items, not seasonally adjusted — Continued
 [1982=100 unless otherwise indicated]

Commodity	Commodity code	Other index base	Index			Percent change to Dec. 2008 from:	
			Aug. 2008 ¹	Nov. 2008 ¹	Dec. 2008 ¹	Dec. 2007	Nov. 2008
Transformers and power regulators - Continued							
Specialty transformers, except fluorescent lamp ballast.	1174-1102		99.4	100.8	102.4	10.5	1.6
Power regulators, boosters, and other transformers and parts for all transformers.	1174-1109	12/99	122.2	127.6	117.6	-2.4	-7.8
Switchgear, switchboard, etc. equipment.	1175		195.7	199.1	200.1	4.7	0.5
Industrial controls and related parts and accessories.	1175-07		185.5	191.8	191.8	4.4	0.0
Industrial controls and related parts and accessories.	1175-0799	06/85	176.6	182.5	182.5	4.3	0.0
Switchgear and switchboard apparatus.	1175-22	06/05	117.0	117.1	118.3	5.0	1.0
Switchgear and switchboard apparatus.	1175-2201	06/05	117.0	117.1	118.3	5.0	1.0
Communication and related equipment.	1176	12/85	105.1	105.1	105.0	1.6	-0.1
Telephone and telegraph equipment.	1176-01	12/85	89.4	89.2	89.2	0.9	0.0
Carrier line equipment and external modems.	1176-0112	12/00	94.6	93.6	-	-	-
Switching equipment.	1176-0121	12/85	104.5	104.5	104.5	3.0	0.0
Other telephone and telegraph apparatus, incl. data communications equipment and telephone sets.	1176-0141	12/85	72.6	72.6	72.6	1.0	0.0
Radio & television communication equipment.	1176-02	12/85	113.3	113.4	113.3	1.9	-0.1
Broadcast, studio and related equipment.	1176-0201	12/85	109.1	109.3	109.4	1.1	0.1
Radio communication, fiber optics & related equipment.	1176-0202	12/85	98.5	98.6	98.5	2.3	-0.1
Intercommunications, alarm & traffic control systems.	1176-0203	12/85	119.4	119.8	119.9	1.4	0.1
Electronic systems and equipment.	1176-0212	12/03	105.6	105.3	105.4	0.9	0.1
Search, detection, navigation & guidance systems and equipment.	1176-0213	06/04	108.3	108.3	108.3	2.0	0.0
Electric lamp bulbs and parts.	1177		132.4	132.0	130.6	-0.5	-1.1
Parts for electric lamps and blubs.	1177-03	12/85	119.8	119.8	119.8	3.1	0.0
Parts for electric lamps and blubs.	1177-0301	12/85	119.8	119.8	119.8	3.1	0.0
Electric lamp bulbs and tubes.	1177-04	12/04	102.5	102.2	101.0	-0.9	-1.2
Electric lamp bulbs and tubes.	1177-0401	12/04	102.5	102.2	101.0	-0.9	-1.2
Electronic components and accessories.	1178		76.7	76.7	76.4	-2.6	-0.4
Cathode ray television picture tubes.	1178-02		36.6	36.6	36.6	-5.2	0.0
Cathode ray television picture tubes.	1178-0225	12/85	37.7	37.7	37.7	-5.5	0.0
Power, transmitter, and special purpose electron tubes, including parts.	1178-03		198.9	200.9	198.6	1.5	-1.1
Power, transmitter, and special purpose electron tubes, including parts.	1178-0355	12/85	161.3	162.9	161.0	1.4	-1.2
Capacitors for electronic circuitry.	1178-11		107.0	107.6	107.6	3.5	0.0
Capacitors for electronic circuitry.	1178-1148	12/02	79.6	80.1	80.0	3.4	-0.1
Resistors for electronic circuitry.	1178-12		172.7	172.6	172.5	1.8	-0.1
Resistors for electronic circuitry.	1178-1207	12/05	104.1	104.1	104.1	1.9	0.0
Relays for electronic circuitry, industrial control overload, and switchgear type.	1178-21		219.5	226.3	226.1	5.4	-0.1
Relays for electronic circuitry, industrial control overload, and switchgear type.	1178-2116	06/90	163.2	168.3	168.1	5.4	-0.1
Switches, mechanical, for electronic circuitry.	1178-22	06/82	178.4	180.2	179.3	1.0	-0.5
Switches, mechanical, for electronic circuitry.	1178-2299	06/82	178.4	180.2	179.3	1.0	-0.5
Connectors for electronic circuitry.	1178-24		159.4	161.6	162.3	1.6	0.4
Coaxial (RF) connectors for electronic circuitry.	1178-2411		237.9	237.9	237.9	0.0	0.0
Rack and panel (rectangular) connectors for electronic circuitry.	1178-2434	06/03	80.7	-	-	-	-
Printed circuit connectors for electronic.	1178-2443	06/03	105.2	111.1	111.7	3.5	0.5
Other connectors for electronic circuitry, including parts.	1178-2472	06/03	109.9	110.1	110.9	0.7	0.7
Magnetic and optical recording media.	1178-25		55.3	55.5	55.5	3.0	0.0
Magnetic and optical recording media.	1178-2599	06/82	55.3	55.5	55.5	3.0	0.0
Filters, crystals, and transducers.	1178-28	06/82	99.0	98.5	98.5	0.8	0.0
Filters and piezoelectric devices.	1178-2891	06/82	108.4	107.4	107.4	-1.1	0.0
Transducers, electrical or electronic, for input output.	1178-2893	06/06	102.1	101.8	101.9	2.1	0.1
Diodes and rectifiers.	1178-31		100.5	-	-	-	-
Diodes and rectifiers.	1178-3109	12/96	85.5	-	-	-	-
Transistors.	1178-35		58.3	-	-	-	-
Transistors.	1178-3509	12/96	71.8	-	-	-	-
Integrated microcircuits.	1178-39	06/05	65.4	64.9	64.0	-6.6	-1.4
Integrated microcircuits.	1178-3911	06/05	65.4	64.9	64.0	-6.6	-1.4
Other semiconductor devices.	1178-47	06/05	87.5	87.4	87.4	-6.7	0.0
Other semiconductor devices.	1178-4711	06/05	87.5	87.4	87.4	-6.7	0.0
Bare printed circuit boards.	1178-49	12/00	102.6	102.6	102.8	0.0	0.2
Bare printed circuit boards.	1178-4901	06/82	107.3	107.4	107.5	0.0	0.1
Electronic transformers and coils.	1178-53	06/82	170.8	171.1	171.1	4.0	0.0
Electronic transformers and coils.	1178-5399	06/00	117.2	117.4	117.5	4.1	0.1
Other electronic components.	1178-56	06/00	115.9	115.8	115.8	1.8	0.0
Other electronic components, nec.	1178-5601	06/00	115.9	115.8	115.8	1.8	0.0
Complex component assemblies, packs, and modules.	1178-61	06/82	95.4	95.8	95.1	-1.6	-0.7

See footnotes at end of table.

Table 6. Producer price indexes and percent changes for commodity groupings and individual items, not seasonally adjusted — Continued
 [1982=100 unless otherwise indicated]

Commodity	Commodity code	Other index base	Index			Percent change to Dec. 2008 from:	
			Aug. 2008 ¹	Nov. 2008 ¹	Dec. 2008 ¹	Dec. 2007	Nov. 2008
Electronic components and accessories - Continued							
Complex component assemblies, packs, and modules.....	1178-6199	06/82	95.4	95.8	95.1	-1.6	-0.7
Miscellaneous electrical mach and equip.....	1179		116.5	116.8	116.7	0.3	-0.1
Storage batteries.....	1179-01		163.5	167.4	166.1	-1.8	-0.8
Lead acid batteries, 1.5 cubic foot or les.....	1179-0103	12/84	168.8	174.9	173.1	-2.6	-1.0
Lead acid batteries, larger than 1.5 cubic.....	1179-0104	12/84	221.3	221.3	221.0	-0.9	-0.1
Storage batteries other than lead acid, including parts.....	1179-0105	12/84	173.5	175.6	172.9	1.5	-1.5
Primary batteries, dry and wet.....	1179-02		176.3	179.6	179.6	1.3	0.0
Primary batteries, dry and wet.....	1179-0229	12/03	114.3	116.5	116.5	1.3	0.0
Carbon and graphite products.....	1179-03		145.5	146.1	146.2	8.2	0.1
Carbon & graphite electrodes for electric furnaces.....	1179-0326	12/03	163.4	163.4	163.4	14.1	0.0
All other carbon and graphite products.....	1179-0335	12/03	118.1	119.1	119.3	1.6	0.2
X-ray and electromedical equipment.....	1179-05		91.6	91.3	91.5	-0.4	0.2
Irradiation equipment.....	1179-0512	06/85	117.2	118.8	118.8	2.3	0.0
Diagnostic electromedical equipment.....	1179-0514	06/85	67.4	66.4	66.7	-2.1	0.5
Electrotherapeutic equipment.....	1179-0516	06/85	66.3	65.5	65.5	-1.2	0.0
Other electromedical equipment, excluding diagnostic and therapeutic.....	1179-0517	12/02	83.4	-	-	-	-
Parts and accessories for electromedical e.....	1179-0524	06/85	110.1	110.3	110.3	-0.3	0.0
Engine electrical equipment.....	1179-06		124.3	124.5	124.3	0.2	-0.2
Cable sets and ignition wiring harnesses.....	1179-0601	12/82	132.4	134.3	133.7	1.5	-0.4
Cranking motors (starters).....	1179-0604	12/82	118.4	118.4	118.4	-2.3	0.0
Alternators, generators, and regulators.....	1179-0607	06/00	100.4	100.3	100.3	2.3	0.0
Spark plugs and all other miscellaneous complete engine electrical equipment.....	1179-0608	06/00	97.6	97.1	97.1	-1.7	0.0
Parts for engine electrical and electronic.....	1179-0609	06/00	83.3	84.1	84.1	18.8	0.0
Motor vehicle electronic equip. exc engine.....	1179-0611	12/03	100.7	101.3	101.1	1.2	-0.2
Miscellaneous electrical industrial apparatus.....	1179-29	12/85	124.5	124.2	123.9	1.3	-0.2
Rectifying apparatus.....	1179-2902	12/85	129.6	129.6	130.1	2.2	0.4
Other electrical equipment for industrial use, except for electronic circuitry.....	1179-2904	12/03	115.4	113.9	110.5	-1.0	-3.0
All other electrical equipment and components, except industrial.....	1179-39	12/06	104.3	104.3	104.3	1.0	0.0
All other electrical equipment and components, except industrial.....	1179-3901	12/06	104.3	104.3	104.3	1.0	0.0
Miscellaneous instruments.....	118		172.9	174.4	174.4	2.8	0.0
Environmental controls.....	1181		157.8	157.7	157.6	0.2	-0.1
Process control instruments.....	1182	06/83	190.4	193.5	193.3	4.0	-0.1
Process control instruments.....	1182-01	06/83	190.4	193.5	193.3	4.0	-0.1
Industrial process control instruments.....	1182-0171	12/03	115.3	117.2	117.1	4.1	-0.1
Fluid meters and counting devices.....	1184	12/85	138.9	140.1	140.6	3.1	0.4
Fluid meters and counting devices.....	1184-01	12/85	138.9	140.1	140.6	3.1	0.4
Integrating and totalizing meters for gas or liquids.....	1184-0102	12/85	167.2	169.6	169.1	4.4	-0.3
Counting devices.....	1184-0103	12/85	151.9	159.6	159.4	6.3	-0.1
Motor vehicle indicating instruments.....	1184-0104	12/85	98.6	98.6	99.3	1.8	0.7
Engineering and scientific instruments.....	1185	12/85	189.6	191.2	191.3	3.7	0.1
Aeronautical, nautical and navigational instruments.....	1185-01	12/85	197.2	197.0	197.2	1.3	0.1
Aeronautical, nautical and navigational instruments.....	1185-0111	12/85	197.2	197.0	197.2	1.3	0.1
Laboratory apparatus.....	1185-02	12/85	192.9	194.9	194.8	4.7	-0.1
Laboratory apparatus.....	1185-0211	12/85	192.9	194.9	194.8	4.7	-0.1
Surveying/drafting instruments & lab furn.....	1185-03	12/85	143.8	147.0	147.1	6.5	0.1
Laboratory furniture.....	1185-0322	12/91	148.8	152.5	152.5	7.2	0.0
Surveying/drafting instruments.....	1185-0329	12/91	112.5	112.5	112.5	0.0	0.0
Optical instruments and lenses.....	1186	12/85	133.1	134.3	134.3	3.2	0.0
Sighting, tracking & fire control equipmen.....	1186-01	12/85	123.4	125.2	125.0	2.7	-0.2
Sighting, tracking & fire-control equip.....	1186-0111	12/85	123.4	125.2	125.0	2.7	-0.2
Optical instruments and lenses.....	1186-02	12/85	129.7	129.5	129.5	5.1	0.0
Optical instruments and lenses.....	1186-0211	12/85	129.7	129.5	129.5	5.1	0.0
Laboratory analytical instruments.....	1186-03	12/85	135.8	137.5	137.4	2.6	-0.1
Laboratory analytical instruments.....	1186-0311	12/85	135.8	137.5	137.4	2.6	-0.1
Measuring & controlling devices, n.e.c.....	1189	06/85	146.3	146.7	146.4	-0.1	-0.2
Aircraft engine instruments.....	1189-01	06/85	138.9	138.9	137.4	0.7	-1.1
Aircraft engine instruments.....	1189-0199	06/85	138.9	138.9	137.4	0.7	-1.1
Nuclear radiation detection and monitoring instruments.....	1189-04	06/85	149.0	150.7	150.7	2.7	0.0
Nuclear radiation detection and monitoring instruments.....	1189-0499	06/85	149.0	150.7	150.7	2.7	0.0
Physical properties and kinematic testing equipment.....	1189-05	06/04	102.9	103.3	103.3	-1.9	0.0
Physical properties and kinematic testing.....	1189-0599	06/04	102.9	103.3	103.3	-1.9	0.0

See footnotes at end of table.

Table 6. Producer price indexes and percent changes for commodity groupings and individual items, not seasonally adjusted — Continued
 [1982=100 unless otherwise indicated]

Commodity	Commodity code	Other index base	Index			Percent change to Dec. 2008 from:	
			Aug. 2008 ¹	Nov. 2008 ¹	Dec. 2008 ¹	Dec. 2007	Nov. 2008
Measuring & controlling devices, n.e.c. - Continued							
Commercial, geophysical, and general purpose instruments.....	1189-06	06/04	105.7	105.7	105.8	0.7	0.1
Commercial, geophysical, and general purpose instruments....	1189-0699	06/04	105.7	105.7	105.8	0.7	0.1
Miscellaneous machinery.....	119		167.1	168.3	167.7	6.5	-0.4
Oil field and gas field machinery.....	1191		203.3	204.7	205.3	10.1	0.3
Oil field and gas field drilling machinery.....	1191-02		219.5	220.2	221.0	6.4	0.4
Rotary oil & gas field drilling machinery.....	1191-0257	12/03	148.2	148.6	148.8	6.2	0.1
Other oil & gas field drilling mach, equi, parts.....	1191-0258	12/03	157.2	158.1	159.5	5.2	0.9
Drilling rigs and well surveying machinery.....	1191-0259	12/03	131.9	131.9	131.9	9.9	0.0
Oil field and gas field production machine.....	1191-04		175.5	177.6	178.1	16.0	0.3
Oil field and gas field production machine.....	1191-0456	12/03	144.2	145.9	146.4	16.0	0.3
Mining machinery and equipment.....	1192		208.6	211.1	212.8	10.1	0.8
Underground mining machinery.....	1192-01		214.2	219.4	219.4	10.1	0.0
Crushing, pulverizing & screening machines.....	1192-02		263.3	263.3	263.3	9.9	0.0
Drills and other mining machinery.....	1192-03		228.8	232.0	233.1	6.1	0.5
Mining machinery parts.....	1192-53		187.7	190.8	194.9	10.5	2.1
Office and store machines and equipment.....	1193		125.6	121.3	121.3	4.7	0.0
Coin-operated auto. merchandising machines.....	1193-06		130.2	130.2	130.2	2.9	0.0
Coin-operated auto. merchandising mach., ex. parts.....	1193-0654	06/82	131.2	131.2	131.2	3.5	0.0
Parts for automatic merchandising machines.....	1193-0656	06/94	102.8	102.8	102.8	-0.4	0.0
Other office and store machines and parts.....	1193-07		133.2	134.1	134.1	3.2	0.0
Mailing, letter handling, and addressing machines.....	1193-0753	06/85	113.8	114.4	114.3	3.0	-0.1
Other office machines.....	1193-0756	06/07	102.7	102.9	102.9	1.8	0.0
Parts/attach. for std. typewriters/other office machines.....	1193-0757	12/94	125.6	129.5	129.5	4.9	0.0
Coin-operated amusement machines.....	1193-08	12/85	181.4	157.7	157.7	-	0.0
Coin-operated amusement machines.....	1193-0801	12/85	181.4	157.7	157.7	-	0.0
Internal combustion engines.....	1194		158.4	159.8	159.7	3.1	-0.1
Gasoline engines.....	1194-01		157.4	-	-	-	-
Gasoline engines.....	1194-0116	12/00	112.7	-	-	-	-
Diesel, semidiesel, & dual-fuel engines, non-automotive.....	1194-07	12/82	143.4	143.4	143.4	4.5	0.0
Diesel, semidiesel, & dual-fuel engines, non-automotive.....	1194-0725	12/00	110.0	110.0	110.0	4.6	0.0
Diesel, semidiesel, & dual-fuel engines, automotive.....	1194-08	12/82	152.0	152.2	152.2	3.5	0.0
Diesel, semidiesel, & dual-fuel engines, automotive.....	1194-0811	12/82	152.0	152.2	152.2	3.5	0.0
Parts and accessories for internal combustion engines.....	1194-13		166.4	169.9	169.7	2.9	-0.1
Parts and accessories for internal combustion engines.....	1194-1301		166.4	169.9	169.7	2.9	-0.1
Machine shop products.....	1195		170.2	172.5	170.7	3.3	-1.0
Carburetors, pistons, piston rings, & valve.....	1195-01		167.6	167.2	166.7	2.8	-0.3
Carburetors, pistons, piston rings & valve.....	1195-0129	06/05	114.5	114.2	113.9	2.9	-0.3
Other machine shop products.....	1195-05	06/84	153.7	155.9	154.2	3.4	-1.1
Other machine shop products.....	1195-0501	06/84	153.7	155.9	154.2	3.4	-1.1
Parts for turbine and turbine generator sets.....	1196	06/82	185.3	185.4	185.9	-2.9	0.3
Parts for turbine and turbine generator.....	1196-02	06/82	184.6	184.7	185.2	-2.9	0.3
Turbine and turbine generator sets.....	1197	06/87	215.9	217.7	217.7	19.0	0.0
Turbine and turbine generator sets.....	1197-01	06/87	215.9	217.7	217.7	19.0	0.0
Turbine and turbine generator sets.....	1197-0101	06/87	215.9	217.7	217.7	19.0	0.0
Furniture and household durables.....	12		150.3	152.4	152.3	4.7	-0.1
Household furniture.....	121		182.8	185.4	186.5	6.3	0.6
Metal household furniture.....	1211		140.3	141.2	141.7	6.5	0.4
Metal household furniture.....	1211-01		140.3	141.2	141.7	6.5	0.4
Metal household dining, dinette, breakfast furniture.....	1211-0102	06/84	154.3	157.3	159.0	1.0	1.1
Other metal household furniture.....	1211-0104	06/84	129.1	129.5	129.6	8.2	0.1
Wood household furniture.....	1212		201.3	203.8	206.0	6.0	1.1
Living room furniture.....	1212-01		204.7	206.2	209.4	6.3	1.6
Living room furniture, wood.....	1212-0181	12/04	109.9	110.7	112.4	6.3	1.5
Dining room furniture.....	1212-02		212.0	213.2	216.3	3.5	1.5
Dining room furniture, wood.....	1212-0281	12/04	107.9	108.5	110.0	3.5	1.4
Bedroom furniture.....	1212-03		206.8	212.5	215.6	7.9	1.5
Bedroom furniture, wood.....	1212-0381	12/04	109.1	112.1	113.8	7.9	1.5
Other wood household furniture.....	1212-04		164.3	165.5	165.3	5.0	-0.1
TV, radio, stereo & sewing machine cabinet.....	1212-0467	12/85	134.7	134.7	-	-	-
Other wood household furniture.....	1212-0481	12/04	115.1	116.1	115.9	5.3	-0.2
Upholstered household furniture.....	1213		174.8	177.3	177.7	5.0	0.2
Upholstered household furniture.....	1213-01		174.8	177.3	177.7	5.0	0.2
Dual purpose sleep furniture, incl. convertible sofa.....	1213-0123	06/83	138.0	142.1	142.8	7.3	0.5

See footnotes at end of table.

Table 6. Producer price indexes and percent changes for commodity groupings and individual items, not seasonally adjusted — Continued
 [1982=100 unless otherwise indicated]

Commodity	Commodity code	Other index base	Index			Percent change to Dec. 2008 from:	
			Aug. 2008 ¹	Nov. 2008 ¹	Dec. 2008 ¹	Dec. 2007	Nov. 2008
Upholstered household furniture - Continued							
Upholstered wood household furniture.....	1213-0141	06/05	111.5	113.0	113.2	4.8	0.2
Bedding.....	1214		167.8	168.5	169.3	8.4	0.5
Bedding.....	1214-01		167.8	168.5	169.3	8.4	0.5
Other mattresses, including crib and inser.....	1214-0114	06/83	188.5	189.4	188.5	5.1	-0.5
Hybrid-type sleep system floatation ensemb.....	1214-0122	12/95	168.4	167.4	169.1	18.8	1.0
Mattress and foundation sets.....	1214-0134	12/03	112.8	113.7	114.3	7.3	0.5
Porch and lawn furniture.....	1215		191.0	206.9	206.9	11.1	0.0
Porch and lawn furniture.....	1215-01		191.0	206.9	206.9	11.1	0.0
Metal porch, lawn, outdoor & casual furniture.....	1215-0112	06/84	190.0	205.8	205.8	11.1	0.0
Household furniture, n.e.c.....	1216	12/85	135.8	138.4	138.4	9.8	0.0
Household furniture, n.e.c.....	1216-01	12/85	135.8	138.4	138.4	9.8	0.0
Household furniture, except wood and metal.....	1216-0101	12/85	135.8	138.4	138.4	9.8	0.0
Commercial furniture.....	122		193.2	198.1	194.8	6.6	-1.7
Wood office furniture and store fixtures.....	1221		198.3	199.3	199.2	2.2	-0.1
Wood office furniture and store fixtures.....	1221-01		198.3	199.3	199.2	2.2	-0.1
Wood office seating.....	1221-0112	06/85	169.4	171.1	171.1	2.5	0.0
Wood office desks and extensions.....	1221-0113	06/85	192.0	194.1	194.8	2.9	0.4
Wood office storage units, files and tables.....	1221-0114	06/85	195.2	198.1	197.6	0.9	-0.3
Other wood office furniture.....	1221-0116	06/85	176.9	177.0	177.0	3.8	0.0
Nonwood furniture and store fixtures.....	1222		187.8	195.8	189.8	9.3	-3.1
Storage units, files, and tables.....	1222-02		186.3	219.8	191.2	8.4	-13.0
Storage units, files, and tables.....	1222-0202	06/95	133.8	157.8	137.3	8.4	-13.0
Furniture.....	1222-03		189.7	191.3	190.8	5.1	-0.3
Desks and extensions.....	1222-0321		186.7	-	-	-	-
Office seating.....	1222-0325		187.3	187.1	182.9	0.5	-2.2
Other nonwood office furniture.....	1222-0326	06/95	123.7	123.9	126.0	7.5	1.7
Partitions and fixtures.....	1222-04	12/83	176.7	178.1	178.2	13.9	0.1
Shelving and lockers.....	1222-0405	12/83	184.3	186.0	185.2	11.8	-0.4
Storage racks and accessories.....	1222-0407	12/83	171.5	175.0	169.6	16.6	-3.1
Fixtures for stores, banks, offices, &.....	1222-0409	12/83	167.2	166.7	172.1	11.7	3.2
Public building furniture.....	1223	12/84	178.2	180.6	179.4	8.5	-0.7
Public building furniture.....	1223-01	12/84	178.2	180.6	179.4	8.5	-0.7
School furn. exc. stone, concrete, & library furn.....	1223-0101	12/84	181.4	187.8	182.7	2.2	-2.7
Public bldg. & related furn.exc. school &.....	1223-0102	12/84	183.1	184.3	184.3	10.6	0.0
Furniture and fixtures n.e.c.....	1224	12/85	169.8	171.5	171.6	2.4	0.1
Furniture and fixtures n.e.c.....	1224-01	12/85	169.8	171.5	171.6	2.4	0.1
Other furniture and fixtures, n.e.c.....	1224-0103	12/85	173.6	175.3	175.5	2.5	0.1
Floor coverings.....	123		162.0	162.9	163.9	3.7	0.6
Carpets & rugs.....	1231		157.8	158.4	159.5	3.2	0.7
Carpets & rugs.....	1231-01		160.2	160.8	162.0	3.2	0.7
Carpets & rugs.....	1231-0166	06/05	110.6	111.0	111.8	3.2	0.7
Hard surface floor coverings.....	1232		195.0	199.0	199.0	8.6	0.0
Hard surface floor coverings.....	1232-01		195.0	199.0	199.0	8.6	0.0
Hard surface floor covering, sheet incl vinyl & rubber.....	1232-0172	06/06	115.0	117.5	117.5	8.3	0.0
Hard surface floor covering, tile incl vinyl & rubber.....	1232-0173	06/06	108.5	110.4	110.4	9.0	0.0
Household appliances.....	124		107.7	109.4	109.4	3.8	0.0
Major appliances.....	1241		102.9	104.5	104.7	4.4	0.2
Household cooking equipment.....	1241-01		103.1	104.4	105.8	6.3	1.3
Household electric and microwave cooking equipment and parts.....	1241-0105	12/02	105.1	105.1	105.1	1.5	0.0
Household gas cooking equipment, parts and accessories.....	1241-0139	12/02	105.5	106.6	106.6	4.0	0.0
Household cooking equipment n.e.c excluding outdoor.....	1241-0169	12/02	112.0	115.6	120.7	16.2	4.4
Household laundry equipment.....	1241-02		101.7	101.7	101.7	1.9	0.0
Household laundry equipment and parts.....	1241-0221	12/02	98.9	98.9	98.9	2.0	0.0
Household refrigeration equipment.....	1241-03		96.1	98.6	97.9	5.8	-0.7
Household refrigerators including combination refrigerator-freezers.....	1241-0329	12/02	106.1	108.3	107.4	4.4	-0.8
Household food freezers, complete units.....	1241-0337		119.0	129.4	129.7	21.4	0.2
Parts and attachments for household refrigerators and freezers.....	1241-0339	12/02	100.9	102.3	103.4	9.7	1.1
Other major appliances.....	1241-04		115.7	118.0	118.6	2.7	0.5
Room air conditioners.....	1241-0445		127.4	127.4	129.2	1.6	1.4
Other household appliances and parts.....	1241-0452	12/00	96.0	99.0	-	-	-
Household vacuum cleaners, parts, & attach.....	1243		99.5	102.9	102.3	4.4	-0.6

See footnotes at end of table.

Table 6. Producer price indexes and percent changes for commodity groupings and individual items, not seasonally adjusted — Continued
 [1982=100 unless otherwise indicated]

Commodity	Commodity code	Other index base	Index			Percent change to Dec. 2008 from:	
			Aug. 2008 ¹	Nov. 2008 ¹	Dec. 2008 ¹	Dec. 2007	Nov. 2008
Household vacuum cleaners, parts, & attach. - Continued							
Household vacuum cleaners.....	1243-01		93.3	96.5	96.0	4.5	-0.5
Upright.....	1243-0114	06/07	101.8	105.3	104.7	4.4	-0.6
Electric housewares and fans.....	1244		117.9	119.1	117.6	-0.7	-1.3
Small household appliances.....	1244-01		113.3	114.8	112.0	-1.3	-2.4
Small household appliances.....	1244-0178	06/99	107.5	109.0	106.3	-1.3	-2.5
Electric fans.....	1244-02	12/82	121.8	—	123.4	0.2	—
Electric fans.....	1244-0228	06/99	107.3	—	108.8	0.3	—
Parts and attachments for small household electrical appliances.....	1244-03	12/82	142.1	142.1	—	—	—
Parts and attachments for small household electrical appliances.....	1244-0311	12/82	142.1	142.1	—	—	—
Electric lamps.....	1245		169.7	170.4	170.4	2.1	0.0
Electric lamps.....	1245-01		169.7	170.4	170.4	2.1	0.0
Portable residential fixtures, including parts and accessories. . .	1245-0135	06/98	114.4	114.8	114.8	2.0	0.0
Home electronic equipment.....	125		57.0	57.2	57.4	1.2	0.3
Speakers and commercial sound equipment.....	1257	12/03	103.6	105.2	106.1	4.9	0.9
Speakers and commercial sound equipment.....	1257-07	12/03	103.6	105.2	106.1	4.9	0.9
Speakers and commercial sound equipment.....	1257-0708	12/03	103.6	105.2	106.1	4.9	0.9
Other home electronic equipment.....	1258	06/04	103.3	103.3	103.3	0.0	0.0
Consumer audio and video equipment n.e.c.....	1258-02	06/04	97.8	97.8	97.8	0.0	0.0
Consumer audio and video equipment n.e.c.....	1258-0299	06/04	97.8	97.8	97.8	0.0	0.0
Other household durable goods.....	126		174.3	175.8	176.1	2.8	0.2
Tableware, kitchenware and other pottery.....	1261		212.3	213.5	213.5	1.7	0.0
Tableware and kitchenware.....	1261-01		212.3	213.5	213.5	1.7	0.0
Vitreous china, porcelain, and earthenware table and kitchenware.....	1261-0104	06/08	100.1	102.5	102.5	—	0.0
All other pottery products.....	1261-0105	06/08	100.1	99.6	99.6	—	0.0
Household glassware.....	1262		188.8	196.3	—	—	—
Pressed and blown consumer glassware.....	1262-01		188.8	196.3	—	—	—
Pressed and blown consumer glassware.....	1262-0102	06/83	170.1	176.9	—	—	—
Hollowware.....	1263	06/85	221.1	222.8	—	—	—
Hollowware.....	1263-01	06/85	221.1	222.8	—	—	—
Hollowware.....	1263-0121	12/00	138.3	139.3	—	—	—
Household flatware.....	1264		194.4	194.4	—	—	—
Household flatware.....	1264-01		194.4	194.4	—	—	—
Household flatware.....	1264-0121	12/00	130.6	130.6	—	—	—
Mirrors.....	1265		168.6	170.1	169.8	2.7	-0.2
Mirrors.....	1265-01		168.6	170.1	169.8	2.7	-0.2
Mirrors made of purchased glass.....	1265-0104	12/04	108.6	109.6	109.4	2.6	-0.2
Lawn/garden equipment excl. garden tractors.....	1266		140.1	142.2	142.3	2.1	0.1
Lawn tractors & riding mowers & equipment.....	1266-04	12/82	135.4	137.3	137.3	2.6	0.0
Consumer riding lawn, garden & snow equipment.....	1266-0404	06/03	102.1	103.6	103.6	2.7	0.0
Parts & attach., consumer lawn & garden eq.....	1266-05	12/82	162.5	161.9	163.1	1.9	0.7
Parts & attach. for consumer lawn & garden equipment.....	1266-0503	06/03	109.8	109.4	110.2	1.9	0.7
Consumer nonriding lawn, garden, & snow eq.....	1266-06	06/03	105.4	107.6	107.6	1.6	0.0
Consumer nonriding lawn, garden, & snow eq.....	1266-0601	06/03	105.4	107.6	107.6	1.6	0.0
Cutlery, razors and razor blades.....	1267		203.3	203.6	203.7	3.2	0.0
Cutlery, razors and razor blades.....	1267-01		203.3	203.6	203.7	3.2	0.0
Razors and razor blades.....	1267-0102	12/83	207.8	207.8	207.8	2.9	0.0
Cutlery, scissors, shears, trimmers, a.....	1267-0141	12/83	185.2	186.5	186.7	4.0	0.1
Metal household containers.....	1268		215.1	217.2	217.5	7.1	0.1
Metal household containers.....	1268-01		215.1	217.2	217.5	7.1	0.1
Stamped and spun utensils, aluminum.....	1268-0101		199.1	201.3	201.8	7.2	0.2
Stamped and spun utensils except aluminum.....	1268-0102	06/84	204.5	206.1	206.1	7.0	0.0
Household durables, n.e.c.....	1269	06/84	162.8	161.8	163.0	0.7	0.7
Window shades, blinds, and accessories.....	1269-01	06/84	162.8	161.8	163.0	0.7	0.7
Window shades made from textile fabric & accessories.....	1269-0101	06/84	183.5	178.9	183.7	3.6	2.7
Venetian blinds.....	1269-0102	06/84	145.1	145.0	145.3	-0.8	0.2
Curtain/drapery rods & shades/blinds, n.e.c.....	1269-0103	06/84	152.4	152.8	152.8	0.4	0.0
Nonmetallic mineral products.....	13		202.7	205.8	203.9	9.1	-0.9
Glass.....	131		127.0	128.9	128.4	4.6	-0.4
Flat glass.....	1311		117.7	120.1	119.2	5.7	-0.7

See footnotes at end of table.

Table 6. Producer price indexes and percent changes for commodity groupings and individual items, not seasonally adjusted — Continued
 [1982=100 unless otherwise indicated]

Commodity	Commodity code	Other index base	Index			Percent change to Dec. 2008 from:	
			Aug. 2008 ¹	Nov. 2008 ¹	Dec. 2008 ¹	Dec. 2007	Nov. 2008
Flat glass - Continued							
Sheet, plate, and float glass.....	1311-05		105.9	108.5	106.1	13.2	-2.2
Sheet, plate, and float glass.....	1311-0511	06/83	102.1	104.6	102.3	13.2	-2.2
Specialty glass.....	1311-07		136.6	139.0	138.9	3.0	-0.1
Other glass products, nec, made of purchased glass.....	1311-0721	12/04	105.9	107.8	107.7	3.0	-0.1
Other finished glassware.....	1313	06/83	141.8	142.3	142.7	1.6	0.3
Pressed and blown glassware.....	1313-01	06/83	144.1	144.5	145.0	1.6	0.3
Other pressed and blown glassware.....	1313-0112	06/83	189.2	190.6	190.5	4.5	-0.1
Machine-made pressed & blown table, kitchen & art glassware.....	1313-0113	12/04	102.4	102.6	102.6	-0.8	0.0
All other machine-made pressed and blown glassware.....	1313-0114	12/04	101.7	104.5	104.5	3.9	0.0
Concrete ingredients and related products.....	132		231.5	233.0	232.6	4.1	-0.2
Construction sand/gravel/crushed stone.....	1321		250.6	252.7	252.7	6.6	0.0
Construction sand, gravel, & crushed stone.....	1321-01		250.6	252.7	252.7	6.6	0.0
Construction sand and gravel (run of pit or bank).....	1321-0113	06/06	120.6	121.2	121.3	9.2	0.1
Construction sand (washed, screened, or otherwise treated).....	1321-0117	06/06	113.4	113.8	115.5	7.1	1.5
Construction gravel (washed, screened, or otherwise treated).....	1321-0119	06/06	116.6	117.3	117.1	6.9	-0.2
Crushed and broken stone.....	1321-0121		243.9	246.5	245.8	6.2	-0.3
Cement.....	1322		209.8	210.3	209.2	-0.6	-0.5
Cement.....	1322-01		209.8	210.3	209.2	-0.6	-0.5
Portland and other cements.....	1322-0161	06/89	205.3	205.8	204.8	-0.6	-0.5
Concrete products.....	133		211.1	214.5	214.5	4.2	0.0
Concrete block and brick.....	1331		220.7	223.4	224.0	4.6	0.3
Structural block.....	1331-11		226.5	229.7	230.6	5.4	0.4
Structural block.....	1331-1135	12/87	184.8	187.4	188.2	5.4	0.4
Decorative block.....	1331-21		198.4	200.0	200.5	3.8	0.3
Decorative block.....	1331-2101		198.4	200.0	200.5	3.8	0.3
Concrete brick.....	1331-31		184.3	190.8	190.4	4.7	-0.2
Concrete brick.....	1331-3101		184.3	190.8	190.4	4.7	-0.2
Paving blocks.....	1331-41		189.4	189.9	189.9	2.6	0.0
Paving blocks.....	1331-4101		189.4	189.9	189.9	2.6	0.0
Concrete pipe.....	1332		204.9	204.7	204.5	4.2	-0.1
Concrete pipe.....	1332-01		204.9	204.7	204.5	4.2	-0.1
Concrete pipe.....	1332-0108	12/86	178.9	178.8	178.6	4.1	-0.1
Ready-mixed concrete.....	1333		211.7	217.2	217.0	4.1	-0.1
Ready-mixed concrete.....	1333-01		211.7	217.2	217.0	4.1	-0.1
Ready-mixed concrete.....	1333-0101		211.7	217.2	217.0	4.1	-0.1
Precast concrete products.....	1334		209.3	208.2	208.8	4.5	0.3
Precast concrete products.....	1334-01		209.3	208.2	208.8	4.5	0.3
Precast concrete products.....	1334-0106	12/86	184.7	183.7	184.2	4.4	0.3
Prestressed concrete products.....	1335		207.5	207.8	207.8	4.6	0.0
Prestressed concrete products.....	1335-01		207.5	207.8	207.8	4.6	0.0
Prestressed concrete products.....	1335-0107	12/86	211.7	212.1	212.1	4.6	0.0
Clay construction products ex. refractories.....	134		179.9	181.9	181.6	1.3	-0.2
Brick and structural clay tile.....	1342	12/84	194.8	195.8	195.5	0.3	-0.2
Brick, except ceramic, glazed & refractory.....	1342-01	12/84	194.6	195.6	195.3	0.1	-0.2
Building or common brick.....	1342-0101	12/84	194.6	195.6	195.3	0.1	-0.2
Glazed brick struct., hollow & facing tile.....	1342-02	12/84	187.0	187.1	187.0	4.5	-0.1
Glazed brick and other brick (paving, floor, and s.....	1342-0201	12/84	187.0	187.1	187.0	4.5	-0.1
Ceramic floor and wall tile.....	1344		114.6	117.2	116.9	2.5	-0.3
Ceramic floor and wall tile.....	1344-01		114.6	117.2	116.9	2.5	-0.3
Ceramic floor and wall tile.....	1344-0131		114.6	117.2	116.9	2.5	-0.3
Structural clay products, n.e.c.....	1345		213.9	216.7	216.7	5.1	0.0
Structural clay products, n.e.c.....	1345-01		213.9	216.7	216.7	5.1	0.0
Vitrified clay sewer pipe and fittings.....	1345-0101		190.0	196.4	196.4	4.7	0.0
Other structural clay products, n.e.c.....	1345-0199	12/85	194.7	195.7	195.7	5.3	0.0
Refractories.....	135		211.0	214.0	215.7	10.3	0.8
Clay refractories.....	1352		240.6	244.4	244.4	10.8	0.0
Clay refractories.....	1352-01		240.6	244.4	244.4	10.8	0.0
Clay refractories.....	1352-0181	12/04	135.1	137.3	137.3	10.8	0.0
Refractories, non clay.....	1353		187.3	189.7	192.8	9.8	1.6
Refractories, non clay.....	1353-01		187.3	189.7	192.8	9.8	1.6
Nonclay refractories.....	1353-0112	12/04	122.9	124.5	126.5	9.8	1.6

See footnotes at end of table.

Table 6. Producer price indexes and percent changes for commodity groupings and individual items, not seasonally adjusted — Continued
 [1982=100 unless otherwise indicated]

Commodity	Commodity code	Other index base	Index			Percent change to Dec. 2008 from:	
			Aug. 2008 ¹	Nov. 2008 ¹	Dec. 2008 ¹	Dec. 2007	Nov. 2008
Nonmetallic mineral products - Continued							
Asphalt felts and coatings.....	136		210.7	228.1	225.7	51.7	-1.1
Prep. asphalt & tar roofing & siding prod.....	1361		193.8	216.4	217.0	50.7	0.3
Prepared asphalt and tar roofing and siding products.....	1361-01		193.8	216.4	217.0	50.7	0.3
Other asphalt roofing.....	1362		293.5	279.0	259.2	56.6	-7.1
Other asphalt roofing.....	1362-01		293.5	279.0	259.2	56.6	-7.1
Roofing asphalts, pitches, coatings, and cement.....	1362-0121	06/84	278.0	264.3	245.5	56.7	-7.1
Gypsum products.....	137		219.5	222.2	222.4	7.3	0.1
Gypsum products.....	1371		219.5	222.2	222.4	7.3	0.1
Gypsum products.....	1371-01		219.5	222.2	222.4	7.3	0.1
Gypsum building plasters, boards and laths.....	1371-0102	12/93	157.0	160.9	160.9	9.3	0.0
Other gypsum products.....	1371-0116	12/99	164.9	160.9	161.5	1.8	0.4
Glass containers.....	138		173.2	173.6	176.1	8.0	1.4
Glass containers.....	1381		173.2	173.6	176.1	8.0	1.4
Glass containers.....	1381-01		173.2	173.6	176.1	8.0	1.4
Glass containers.....	1381-0104	06/95	132.4	132.7	134.7	8.0	1.5
Other nonmetallic minerals.....	139		217.4	219.0	211.4	14.3	-3.5
Insulation materials.....	1392		141.9	144.0	143.7	1.0	-0.2
Mineral wool for structural insulation.....	1392-01		125.9	127.9	126.7	-0.2	-0.9
Other mineral wool for thermal insulation.....	1392-0105	06/07	96.0	97.5	96.5	-0.2	-1.0
Min. wool for indus. & equip. insulation.....	1392-02		153.2	155.2	157.4	3.4	1.4
Mineral wool for industrial and equipment.....	1392-0201		153.2	155.2	157.4	3.4	1.4
Paving mixtures and blocks.....	1394		318.1	318.6	292.3	33.3	-8.3
Asphalt paving mixtures and blocks.....	1394-01		318.1	318.6	292.3	33.3	-8.3
Asphalt paving mixtures and blocks.....	1394-0113	12/03	224.4	224.8	206.2	33.3	-8.3
Cut stone and stone products.....	1395	12/84	149.4	149.4	149.4	0.2	0.0
Cut stone and stone products.....	1395-01	12/84	149.4	149.4	149.4	0.2	0.0
Dressed dimension and cut granite.....	1395-0111	12/84	142.7	142.7	142.7	0.3	0.0
Dressed dimension and cut limestone.....	1395-0121	12/84	167.0	167.0	167.0	0.3	0.0
Dressed dimension marble and other stone.....	1395-0151	12/04	100.8	-	100.8	0.0	-
Gaskets, packing, and sealing devices.....	1398	12/85	166.4	167.8	169.0	4.1	0.7
Gaskets and gasketing material.....	1398-01	12/85	188.3	190.4	192.1	6.2	0.9
Nonmetallic gaskets and gasketing.....	1398-0111	12/90	152.3	154.4	155.7	8.1	0.8
Metallic gaskets and machined seals.....	1398-0112	12/90	166.7	167.6	169.4	3.3	1.1
Packing and sealing.....	1398-02	12/85	149.7	150.5	151.2	1.9	0.5
Compression packings.....	1398-0211	12/90	151.9	152.7	152.8	-1.5	0.1
Molded packing and sealing devices.....	1398-0212	12/90	136.7	137.3	138.2	-	0.7
Axial mechanical face seals.....	1398-0213	12/90	150.4	156.2	-	-	-
Rotary oil seals.....	1398-0214	12/90	119.0	118.6	118.9	0.4	0.3
Nonmetallic minerals and products, n.e.c.....	1399	06/82	186.4	189.5	189.7	7.1	0.1
Industrial sand.....	1399-01	06/82	220.9	230.6	231.1	18.3	0.2
Glass sand.....	1399-0101	06/82	251.2	273.5	256.8	27.2	-6.1
Foundry sand.....	1399-0111	06/82	233.4	233.0	233.1	3.2	0.0
Other industrial sand.....	1399-0121	06/82	179.9	179.6	195.9	12.9	9.1
Other nonmetallic minerals, n.e.c.....	1399-02	06/84	181.6	184.7	185.0	7.9	0.2
Minerals and earths ground or treated.....	1399-0209	06/85	175.3	176.5	178.6	8.0	1.2
Dimension stone.....	1399-0211	06/85	191.7	192.4	192.4	3.3	0.0
Clay, excluding kaolin and ball clay.....	1399-0214	06/90	149.3	154.4	152.5	9.1	-1.2
Miscellaneous nonmetallic minerals, n.e.c.....	1399-0299	06/85	192.5	199.3	197.0	8.4	-1.2
Nonmetallic mineral products, n.e.c.....	1399-03	12/85	163.0	163.7	163.7	1.6	0.0
Transportation equipment.....	14		157.6	161.8	162.2	3.6	0.2
Motor vehicles and equipment.....	141		132.4	136.8	137.2	3.0	0.3
Motor vehicles.....	1411		131.2	138.3	138.6	2.7	0.2
Passenger cars.....	1411-01		128.8	130.5	131.2	3.1	0.5
Passenger cars.....	1411-0131	06/82	128.5	130.3	130.9	3.1	0.5
Motorcycles.....	1411-04		178.8	178.8	-	-	-
Motorcycles.....	1411-0401		192.6	192.6	-	-	-
Trucks, 14,000 lbs. and under.....	1411-05		138.5	150.8	150.9	2.3	0.1
Trucks, truck tractors & bus chassis 14000.....	1411-0571	12/82	133.3	145.1	145.2	2.3	0.1
Trucks, over 14,000 lbs. GVW.....	1411-06		181.9	184.6	185.0	3.6	0.2
Heavy duty trucks.....	1411-0684	12/05	109.8	111.5	111.7	3.7	0.2
Motor vehicle parts.....	1412		120.7	121.6	121.9	3.0	0.2
Motor vehicles parts.....	1412-05	12/03	108.1	108.9	109.3	3.0	0.4

See footnotes at end of table.

Table 6. Producer price indexes and percent changes for commodity groupings and individual items, not seasonally adjusted — Continued
 [1982=100 unless otherwise indicated]

Commodity	Commodity code	Other index base	Index			Percent change to Dec. 2008 from:	
			Aug. 2008 ¹	Nov. 2008 ¹	Dec. 2008 ¹	Dec. 2007	Nov. 2008
Motor vehicle parts - Continued							
Gasoline engine and engine parts.....	1412-0501	12/03	115.3	115.5	115.2	1.6	-0.3
Motor vehicle steering and suspension part.....	1412-0502	12/03	106.6	107.7	106.6	4.0	-1.0
Motor vehicle transmission and power train.....	1412-0503	12/03	105.1	105.4	108.6	3.3	3.0
Motor vehicle brake systems.....	1412-0504	12/03	104.8	107.5	106.5	5.2	-0.9
Filters.....	1412-0505	12/03	109.2	112.4	111.0	4.3	-1.2
Exhaust systems.....	1412-0506	12/03	125.7	126.6	126.2	8.0	-0.3
Wheels.....	1412-0507	12/03	113.8	-	108.3	0.9	-
Other motor vehicle parts.....	1412-0508	12/03	104.1	105.6	104.7	4.1	-0.9
Motorcycle parts.....	1412-0509	12/03	105.9	105.9	105.9	3.2	0.0
Vehicle seating and interior trim.....	1412-0511	06/04	99.5	99.8	100.1	-1.1	0.3
Truck and bus bodies.....	1413	12/82	215.9	217.9	217.7	7.1	-0.1
Truck and bus bodies sold separately.....	1413-01	12/82	221.4	222.6	222.2	7.0	-0.2
Truck and bus bodies sold separately.....	1413-0191	12/00	137.4	138.1	137.9	7.0	-0.1
Completed vehicles on purchased chassis.....	1413-02	12/82	208.9	211.7	211.8	7.2	0.0
Truck trailers.....	1414		179.7	180.0	179.2	4.8	-0.4
Truck trailers.....	1414-06	12/86	174.2	174.5	173.7	4.8	-0.5
Truck trailers.....	1414-0601	12/86	174.2	174.5	173.7	4.8	-0.5
Motor homes built on purchased chassis.....	1415	06/84	176.0	178.6	176.7	2.1	-1.1
Motor homes, built on purchased chassis.....	1415-01	06/84	176.0	178.6	176.7	2.1	-1.1
Motor homes built on purchased chassis.....	1415-0101	06/84	176.0	178.6	176.7	2.1	-1.1
Travel trailers and campers.....	1416	06/84	168.1	168.3	168.9	5.0	0.4
Travel trailers.....	1416-01	06/84	162.7	162.5	163.2	5.2	0.4
Travel trailers (with rigid structures).....	1416-0101	06/84	162.7	162.5	163.2	5.2	0.4
Campers, pickup covers and parts.....	1416-02	06/84	182.0	183.7	184.3	4.7	0.3
Camping trailers, truck campers, pickup co.....	1416-0201	06/84	182.0	183.7	184.3	4.7	0.3
Aircraft and aircraft equipment.....	142		232.2	236.1	236.9	5.8	0.3
Aircraft.....	1421		256.0	262.3	263.9	6.8	0.6
Civilian aircraft.....	1421-02	12/85	231.7	237.4	238.9	6.9	0.6
Complete civilian aircraft.....	1421-0206	12/03	125.5	128.6	129.3	6.9	0.5
Aircraft engines and engine parts.....	1423	12/85	186.1	187.4	187.4	4.0	0.0
Aircraft engines and engine parts.....	1423-01	12/85	186.1	187.4	187.4	4.0	0.0
Aircraft engines and engine parts.....	1423-0101	12/85	186.1	187.4	187.4	4.0	0.0
Aircraft parts and auxiliary equipment, nec.....	1425	06/85	165.6	165.7	165.4	4.0	-0.2
Other aircraft parts and equipment.....	1425-01	06/85	165.6	165.7	165.4	4.0	-0.2
Other aircraft parts and equipment.....	1425-0101	06/85	165.6	165.7	165.4	4.0	-0.2
Ships and boats.....	143		220.7	222.7	223.1	3.7	0.2
Ships.....	1431	12/85	200.7	202.7	203.3	4.0	0.3
Self propelled ships, new, U.S. military.....	1431-02	06/96	139.4	139.5	140.4	2.9	0.6
Self-propelled ships, new, U.S. military.....	1431-0201	06/96	139.4	139.5	140.4	2.9	0.6
Self propelled ships, new, nonmilitary.....	1431-03	06/96	158.2	-	163.6	7.3	-
Self-propelled ships, nonmilitary.....	1431-0301	12/85	241.4	-	249.7	7.3	-
Nonpropelled ships, U.S. military & nonmil.....	1431-04	06/96	154.0	153.6	153.6	3.6	0.0
Nonpropelled ships, new, U.S. military and.....	1431-0401	06/96	154.0	153.6	153.6	3.6	0.0
Boats.....	1432		214.7	216.4	216.3	3.2	0.0
Outboard motorboats.....	1432-01		222.9	224.5	224.2	2.7	-0.1
Outboard motorboats, incl. commercial and.....	1432-0106	12/03	120.3	121.2	121.0	2.7	-0.2
Inboard motorboats, incl. i.-o. houseboats.....	1432-02		225.5	227.2	227.2	4.3	0.0
Inboard motorboats, incl. commercial and m.....	1432-0205	12/03	118.3	119.2	119.2	4.2	0.0
Inboard-outdrive boats, except houseboats.....	1432-03		202.3	203.9	204.0	2.9	0.0
Inboard-outdrive boats, inc. commercial an.....	1432-0308	12/03	117.3	118.2	118.2	2.9	0.0
All other boats.....	1432-04		188.1	190.4	190.4	1.4	0.0
All other boats, nec.....	1432-0406	12/03	106.6	107.9	107.9	1.5	0.0
Railroad equipment.....	144		181.7	182.0	180.5	1.7	-0.8
Locomotives and parts.....	1441		159.6	160.6	158.3	0.4	-1.4
Locomotives and parts.....	1441-04	12/01	123.3	124.0	122.3	0.5	-1.4
Locomotives and parts.....	1441-0402	12/01	123.3	124.0	122.3	0.5	-1.4
Railroad cars and car parts.....	1442		197.5	197.3	196.4	2.5	-0.5
Railroad car parts and accessories.....	1442-03		163.2	168.0	167.5	8.8	-0.3
Air brake and other brake equipment.....	1442-0303	12/03	127.2	123.0	114.9	-3.7	-6.6
All other railroad and streetcar parts and.....	1442-0304	12/03	117.0	121.4	121.9	10.3	0.4
Railroad cars.....	1442-04	12/01	153.6	-	-	-	-
Railroad cars.....	1442-0402	12/01	153.6	-	-	-	-

See footnotes at end of table.

Table 6. Producer price indexes and percent changes for commodity groupings and individual items, not seasonally adjusted — Continued
 [1982=100 unless otherwise indicated]

Commodity	Commodity code	Other index base	Index			Percent change to Dec. 2008 from:	
			Aug. 2008 ¹	Nov. 2008 ¹	Dec. 2008 ¹	Dec. 2007	Nov. 2008
Transportation equipment - Continued							
Transportation equipment, n.e.c.....	149	06/85	153.4	153.1	153.3	0.1	0.1
Transportation equipment, n.e.c.....	1491	06/85	153.4	153.1	153.3	0.1	0.1
Transportation equipment, n.e.c.....	1491-11	06/85	153.4	153.1	153.3	0.1	0.1
Automobile and light truck trailers.....	1491-1104	12/92	159.3	158.3	158.4	9.0	0.1
All other miscellaneous transportation equipment, including all-terrain vehicles.....	1491-1105	06/85	136.0	136.0	136.2	-3.3	0.1
Miscellaneous products.....	15		218.4	218.5	217.7	3.0	-0.4
Toys, sporting goods, small arms, etc.....							
Toys, games, and children's vehicles.....	151		144.9	147.0	145.8	1.7	-0.8
Toys, games, and children's vehicles.....	1511		135.5	136.3	136.3	3.7	0.0
Toys, games, and children's vehicles.....	1511-01		135.5	136.3	136.3	3.7	0.0
Games, excl. toys and hobbies.....	1511-0152	06/85	134.3	136.8	136.8	3.7	0.0
Baby carriages, children's vehicles, excl.....	1511-0153	06/85	113.1	-	-	-	-
Toys, excl. games and hobbies.....	1511-0154	06/85	121.0	-	-	-	-
Hobbies, models: crafts and structural kit.....	1511-0155	06/85	154.8	154.8	154.8	0.6	0.0
Dolls and stuffed toy animals.....	1511-0156	12/85	150.8	150.8	150.8	9.9	0.0
Sporting and athletic goods.....							
Sporting and athletic goods.....	1512		130.0	132.8	131.1	0.5	-1.3
Sporting and athletic goods.....	1512-01		130.0	132.8	131.1	0.5	-1.3
Fishing tackle and equipment.....	1512-0103	12/85	170.9	192.2	182.1	8.8	-5.3
Golf equipment, excluding apparel and shoes.....	1512-0127	12/85	115.4	114.3	-	-	-
Bicycles, adult tricycles, unicycles and parts.....	1512-0182	12/84	118.4	124.1	124.1	7.1	0.0
Playground equipment.....	1512-0185	12/98	140.8	-	-	-	-
Gymnasium and exercise equipment.....	1512-0192	12/98	112.0	113.7	113.8	5.2	0.1
Other sporting and athletic goods.....	1512-0193	12/85	131.9	134.7	131.1	3.7	-2.7
Small arms and ammunition.....							
Small arms.....	1513		240.0	240.0	239.9	3.9	0.0
Small arms.....	1513-01		230.0	230.0	230.0	2.4	0.0
Small arms, 30mm & under or 1.18 in & under.....	1513-0125	12/04	109.4	109.4	109.4	2.4	0.0
Small arms ammunition.....	1513-02		250.5	250.7	250.7	3.6	0.0
Small arms ammunition.....	1513-0281	06/02	173.9	174.0	174.0	3.6	0.0
Components for small arms ammunition.....	1513-03	06/85	202.8	202.7	202.0	8.1	-0.3
Ammunition components.....	1513-0301	06/85	208.7	208.2	205.8	2.3	-1.2
All other small arms ammunition products.....	1513-0308	06/02	141.3	141.3	141.3	10.3	0.0
Tobacco products, incl. stemmed & redried.....							
Cigarettes.....	152		512.4	514.3	515.1	3.1	0.2
Cigarettes.....	1521		615.8	617.2	617.2	2.8	0.0
Cigarettes.....	1521-01		615.8	617.2	617.2	2.8	0.0
Cigarettes.....	1521-0105	12/04	118.3	118.6	118.6	2.8	0.0
Stemmed and redried tobacco.....	1524	06/84	101.2	101.3	101.3	1.4	0.0
Stemmed and redried tobacco.....	1524-02	06/84	99.9	99.9	99.9	1.3	0.0
Stemmed and redried tobacco.....	1524-0208	06/99	109.5	109.6	109.6	1.4	0.0
Other tobacco products.....							
Other tobacco products.....	1525	12/05	109.1	110.9	112.6	6.1	1.5
Other tobacco products.....	1525-01	12/05	109.1	110.9	112.6	6.1	1.5
Other tobacco products.....	1525-0101	12/05	109.1	110.9	112.6	6.1	1.5
Notions.....							
Buttons, button blanks, and parts.....	153		169.7	170.3	170.4	15.0	0.1
Buttons, button blanks, and parts.....	1531		181.8	182.7	183.1	27.0	0.2
Buttons, button blanks, and parts.....	1531-01		181.8	182.7	183.1	27.0	0.2
Buttons, button blanks and parts.....	1531-0121	12/85	176.9	177.8	178.1	26.9	0.2
Needles, pins, and fasteners.....	1532		164.0	164.5	164.3	8.8	-0.1
Needles, pins, and fasteners.....	1532-01		164.0	164.5	164.3	8.8	-0.1
Zipper and slide fasteners.....	1532-0102	12/85	174.8	174.8	-	-	-
Needles, pins, non-slide fasteners & similar notions.....	1532-0103	12/85	147.0	147.7	147.4	14.1	-0.2
Photographic equipment and supplies.....							
Photographic equipment.....	154		113.0	110.9	111.8	1.5	0.8
Photographic equipment.....	1541		81.0	81.3	81.3	3.0	0.0
Photographic equipment, excluding photocopiers.....	1541-07	12/83	99.2	99.6	99.6	3.1	0.0
Photographic equipment, excluding photocopiers.....	1541-0701	12/83	99.2	99.6	99.6	3.1	0.0
Photographic supplies.....	1542		127.3	124.2	125.4	1.1	1.0
Photographic supplies, except x-ray.....	1542-06	12/83	125.0	122.0	123.2	1.1	1.0
Photographic supplies, except x-ray.....	1542-0601	12/83	125.0	122.0	123.2	1.1	1.0
Mobile homes.....							
Mobile homes.....	155		221.4	225.7	223.4	5.2	-1.0
Mobile homes, residential, single wide.....	1552		221.4	227.1	223.7	5.6	-1.5
Mobile homes, residential, single wide.....	1552-03	12/86	215.8	221.4	218.1	5.7	-1.5
Mobile homes, residential, single wide.....	1552-0301	12/86	215.8	221.4	218.1	5.7	-1.5
Mobile homes, residential, double wide.....	1553		226.3	230.7	228.4	4.6	-1.0

See footnotes at end of table.

Table 6. Producer price indexes and percent changes for commodity groupings and individual items, not seasonally adjusted — Continued
 [1982=100 unless otherwise indicated]

Commodity	Commodity code	Other index base	Index			Percent change to Dec. 2008 from:	
			Aug. 2008 ¹	Nov. 2008 ¹	Dec. 2008 ¹	Dec. 2007	Nov. 2008
Mobile homes, residential, double wide - Continued							
Mobile homes, residential, multi-section.....	1553-03	12/86	211.9	216.1	213.9	4.6	-1.0
Mobile homes, residential, multi-section.....	1553-0301	12/86	211.9	216.1	213.9	4.6	-1.0
Medical, surgical & personal aid devices.....	156		165.9	165.6	166.2	1.5	0.4
Personal aid equipment.....	1561		179.6	179.6	179.6	2.5	0.0
Electronic hearing aids.....	1561-01		179.6	179.6	179.6	2.5	0.0
Electronic hearing aids.....	1561-0107	06/83	176.3	176.3	176.3	2.6	0.0
Surgical & medical instruments and equipment.....	1562	06/82	135.5	135.4	135.7	1.0	0.2
Surgical & medical instruments and equipment.....	1562-01	06/82	135.5	135.4	135.7	1.0	0.2
Surgical & medical instruments and equipment.....	1562-0103	06/05	100.4	100.3	100.5	0.9	0.2
Surgical appliances and supplies.....	1563	06/83	194.8	194.5	195.5	1.9	0.5
Surgical appliances.....	1563-01	06/83	194.8	194.5	195.5	1.9	0.5
Ophthalmic goods.....	1564	12/83	130.7	130.9	133.1	3.1	1.7
Ophthalmic goods.....	1564-01	12/83	130.7	130.9	133.1	3.1	1.7
Plastic ophthalmic focus lenses.....	1564-0103	12/83	107.9	108.2	108.3	-0.3	0.1
Contact lenses.....	1564-0104	12/83	108.2	108.2	111.4	5.1	3.0
Other ophthalmic goods.....	1564-0106	06/07	101.2	101.5	101.6	1.3	0.1
Dental equipment and supplies.....	1565	06/85	222.9	220.3	219.2	0.9	-0.5
Dental equipment and supplies.....	1565-01	06/85	222.9	220.3	219.2	0.9	-0.5
Dental equipment and supplies.....	1565-0107	12/05	114.0	112.7	112.1	0.9	-0.5
Industrial safety equipment.....	157		229.1	229.5	231.1	3.1	0.7
Industrial safety equipment.....	1571		229.1	229.5	231.1	3.1	0.7
Other industrial safety equipment.....	1571-08	06/04	107.3	107.5	108.3	3.1	0.7
Other industrial safety equipment.....	1571-0802	06/04	107.3	107.5	108.3	3.1	0.7
Mining services.....	158	06/85	242.8	248.1	243.0	8.4	-2.1
Mining services.....	1581	06/85	242.8	248.1	243.0	8.4	-2.1
Metal mining services.....	1581-01	12/85	152.6	154.8	154.8	9.6	0.0
Metal mining services.....	1581-0101	12/85	152.6	154.8	154.8	9.6	0.0
Support activities for coal mining.....	1581-03	06/85	178.9	189.5	186.3	8.6	-1.7
Support activities for coal mining.....	1581-0301	06/85	178.9	189.5	186.3	8.6	-1.7
Drilling oil and gas wells services.....	1581-04	12/85	387.1	398.0	381.8	13.0	-4.1
Drilling oil and gas wells.....	1581-0401	12/85	387.1	398.0	381.8	13.0	-4.1
Support activities for oil & gas operation.....	1581-06	12/85	200.6	203.0	203.9	3.1	0.4
Support activities for oil and gas operation.....	1581-0601	12/85	200.6	203.0	203.9	3.1	0.4
Nonmetallic minerals mining services.....	1581-07	06/85	141.1	142.2	142.1	5.3	-0.1
Nonmetallic minerals mining services.....	1581-0701	06/85	141.1	142.2	142.1	5.3	-0.1
Other miscellaneous products.....	159		162.1	158.7	158.3	1.1	-0.3
Caskets.....	1591		256.2	279.7	279.9	10.3	0.1
Burial caskets.....	1591-01		256.2	279.7	279.9	10.3	0.1
Burial caskets.....	1591-0109	12/04	117.4	128.2	128.3	10.3	0.1
Musical instruments.....	1593		194.0	196.4	197.6	4.8	0.6
Musical instruments.....	1593-01		194.0	196.4	197.6	4.8	0.6
Pianos.....	1593-0114	06/85	230.3	230.3	230.3	4.0	0.0
Piano and organ parts.....	1593-0116	06/85	201.8	201.8	-	-	-
Other musical instruments and parts.....	1593-0117	06/85	186.8	189.7	192.4	5.8	1.4
Jewelry and jewelry products.....	1594		158.0	153.1	154.5	1.9	0.9
Jewelry, platinum and karat gold.....	1594-02		165.0	160.3	161.1	2.2	0.5
Jewelry, platinum and karat gold.....	1594-0208	12/85	164.6	159.8	160.6	2.2	0.5
Costume jewelry and novelties.....	1594-04		159.6	159.6	159.8	1.8	0.1
Costume jewelry and costume novelties.....	1594-0415	12/03	109.8	109.8	109.9	1.9	0.1
Jewelers' findings and materials.....	1594-05		208.8	186.4	196.8	-0.6	5.6
Jewelers' findings and materials.....	1594-0502	06/85	208.9	186.5	196.9	-0.6	5.6
Other precious metal jewelry.....	1594-07	06/07	102.3	101.0	101.2	3.4	0.2
Other precious metal jewelry.....	1594-0701	06/07	102.3	101.0	101.2	3.4	0.2
Pens, pencils, and marking devices.....	1595		167.4	168.0	168.2	2.9	0.1
Pens, markers, mechanical pencils, and parts.....	1595-02	12/85	170.6	171.9	171.5	1.0	-0.2
Ball point pens, including roller pens.....	1595-0201		162.8	165.1	165.0	-1.8	-0.1
Markers, fine point and broad tipped.....	1595-0208	06/93	134.5	135.1	134.3	3.8	-0.6
Other pens, mechanical pencils, and parts.....	1595-0209	06/93	187.3	187.4	187.6	2.9	0.1
Lead pencils and art goods.....	1595-03	12/85	148.0	148.0	148.0	3.1	0.0
Artists' equipment and supplies.....	1595-0303	12/85	168.1	168.1	168.1	0.7	0.0
Blackboards.....	1595-0306	06/04	96.2	96.2	96.2	-	0.0
Marking devices.....	1595-04	12/85	152.4	152.4	154.1	6.3	1.1

See footnotes at end of table.

Table 6. Producer price indexes and percent changes for commodity groupings and individual items, not seasonally adjusted — Continued
 [1982=100 unless otherwise indicated]

Commodity	Commodity code	Other index base	Index			Percent change to Dec. 2008 from:	
			Aug. 2008 ¹	Nov. 2008 ¹	Dec. 2008 ¹	Dec. 2007	Nov. 2008
Pens, pencils, and marking devices - Continued							
Marking devices.....	1595-0406	12/05	106.8	106.8	108.0	6.3	1.1
Watches, clocks, watchcases, & parts.....	1596		137.7	139.8	139.0	4.7	-0.6
Watches, clocks, watchcases, and parts.....	1596-03	06/01	113.1	114.8	114.1	4.7	-0.6
Watches, clocks, watchcases, and parts.....	1596-0313	06/04	106.0	107.6	107.0	4.7	-0.6
Brooms and brushes.....	1597		173.2	174.6	174.0	4.1	-0.3
Brooms and brushes.....	1597-05	12/85	165.8	167.1	166.5	4.0	-0.4
Brooms.....	1597-0501	12/85	185.3	184.3	182.7	5.4	-0.9
Paint and varnish brushes and rollers.....	1597-0502	12/85	147.9	148.6	148.5	-0.9	-0.1
Other brushes, excl. paint and varnish brushes.....	1597-0503	12/85	168.8	171.9	171.5	6.1	-0.2
Fire extinguishers.....	1599		243.9	244.1	244.1	18.3	0.0
Fire extinguishers.....	1599-01		243.9	244.1	244.1	18.3	0.0
Fire extinguishers.....	1599-0175	12/85	264.3	264.5	264.5	18.2	0.0
Miscellaneous products, n.e.c.....	159A	12/85	161.5	155.2	153.8	-1.8	-0.9
Candles.....	159A-01	12/85	160.0	163.6	162.1	5.5	-0.9
Candles.....	159A-0101	12/85	160.0	163.6	162.1	5.5	-0.9
Feathers, plumes & artificial trees/flowers.....	159A-03	12/85	153.1	168.9	167.8	9.4	-0.7
Feathers, plumes, and artificial trees and flowers.....	159A-0303	12/98	112.6	124.2	123.4	9.4	-0.6
Signs and advertising displays.....	159A-04	12/85	157.9	158.2	158.1	3.3	-0.1
Electric signs.....	159A-0401	12/85	158.9	159.2	159.4	1.5	0.1
Non-electric signs.....	159A-0402	12/85	170.2	170.9	170.5	5.2	-0.2
Other miscellaneous products, n.e.c.....	159A-09	12/85	167.6	153.9	151.5	-6.8	-1.6
Other miscellaneous products, n.e.c.....	159A-0901	12/85	150.3	152.8	151.1	1.6	-1.1
Other recyclable materials.....	159A-0902	12/86	218.4	167.6	163.3	-20.3	-2.6
Prerecorded cd/tape/record producing.....	159C	12/03	96.3	96.4	96.1	2.3	-0.3
Prerecorded audio and video media reproduction.....	159C-01	12/03	96.3	96.4	96.1	2.3	-0.3
Reproduction of audio discs and video media.....	159C-0101	12/03	97.3	97.4	97.1	2.5	-0.3
All other reproduction of audio recording media, including audio tapes.....	159C-0106	12/03	92.5	92.5	92.5	0.0	0.0

¹ The indexes for August 2008 have been recalculated to incorporate late reports and corrections by respondents. All indexes are subject to revision 4 months after original publication.
 "—" Data not available.
 n.e.c. = Not elsewhere classified.

Table 7. Producer price indexes by durability of product, not seasonally adjusted
 [1982=100]

Grouping	Annual average 2008	Dec. 2007	Aug. 2008 ¹	Nov. 2008 ¹	Dec. 2008 ¹
Total durable goods.....	162.0	155.7	166.3	160.6	158.9
Total non-durable goods.....	208.8	194.3	221.5	189.1	180.0
Total manufactures.....	182.1	171.8	189.9	176.0	169.8
Durable.....	157.4	151.9	160.2	159.0	157.2
Nondurable.....	206.6	191.6	219.3	193.1	182.5
Total raw or slightly processed goods.....	216.7	202.3	231.6	179.8	174.3
Durable.....	370.4	325.5	434.9	240.7	238.2
Nondurable.....	209.1	196.2	221.6	176.8	171.1

¹ The indexes for August 2008 have been recalculated to incorporate late reports and corrections by respondents. All indexes are subject to revision 4 months after original publication.

Table 8. Producer price indexes for special commodity groupings, not seasonally adjusted¹
 [1982=100, unless otherwise indicated]

Commodity grouping	Annual average 2008	Dec. 2007	Aug. 2008 ²	Nov. 2008 ²	Dec. 2008 ²
All commodities except farm products.....	191.6	179.9	201.2	179.7	173.7
All foods.....	179.7	173.1	182.9	180.8	177.5
Apples (June 2008=100).....	—	—	102.4	107.1	90.9
Berries (June 2008=100).....	—	—	110.6	145.2	216.7
Processed foods.....	181.5	171.3	187.4	182.7	180.4
Industrial commodities less fuels and related products and power.....	181.2	173.1	186.6	180.7	177.6
Selected textile mill products.....	134.9	132.3	136.6	137.2	136.7
Hosiery.....	150.8	149.4	151.0	150.5	150.5
Underwear and nightwear.....	136.0	135.7	136.1	136.6	136.6
Chemicals and allied products, including synthetic rubber and synthetic fibers and yarns.....	239.5	218.7	255.0	239.9	226.0
Pharmaceutical preparations.....	413.4	394.7	415.4	420.4	424.9
Lumber and plywood.....	166.2	169.9	169.3	159.6	157.9
Steel mill products, including fabricated wire products.....	220.7	180.5	254.4	218.0	192.9
Finished steel mill products, excluding fabricated wire products.....	214.4	175.6	249.0	209.3	182.0
Finished steel mill products, including fabricated wire products.....	214.4	175.9	247.0	211.0	185.7
Special metals and metal products.....	177.0	166.8	185.2	170.2	166.4
Fabricated metal products.....	178.0	166.8	183.2	183.7	183.0
Copper and copper products.....	447.7	423.0	479.5	317.5	282.2
Machinery and motive products.....	142.1	139.9	142.2	144.4	144.4
Machinery and equipment, except electrical.....	145.8	142.3	147.0	148.1	148.1
Agricultural machinery, including tractors.....	200.7	194.7	202.6	206.2	206.3
Metalworking machinery.....	174.5	170.9	175.8	177.2	178.0
Total tractors.....	187.4	183.2	187.4	192.5	192.3
Construction materials.....	196.5	183.5	206.5	199.2	194.1
Agricultural machinery and equipment, less parts.....	197.9	192.0	199.8	203.3	203.4
Farm and garden tractors, less parts.....	194.8	191.3	195.2	198.4	198.4
Agricultural machinery excluding tractors, less parts.....	203.9	197.8	206.3	209.5	209.6

1 These indexes are calculated by combining the indexes listed below by commodity code after each special commodity grouping. The weights are those used for the comprehensive All Commodities Index.

2 The indexes for August 2008 have been recalculated to incorporate late reports and corrections by respondents. All indexes are subject to revision 4 months after original publication.

NOTE: See next page for content of indexes on this table.

Table 8 commodity groupings include the following items:

All commodities except farm products: 02 through 15
All foods: 011, 017, and 02 less 0261, 0262, and 029
Processed foods: 02 less 0261, 0262, and 029
Industrial commodities less fuels and related products and power: 03, 04, and 06 through 15
Selected textile mill products: 0327, 03370104, 034, 03810811, 03810821, 03810822, 03820312, 03830324, 03830325, and 1231
Hosiery: 03810821, 03810822, 03810823, 03810824, 03810825, 03810826
Underwear and nightwear: 03810641, 03810642, 03810643, 03810645, 03810651, 03810761, 03810811, 03810812
Chemicals and allied products, including synthetic rubber and synthetic fibers: 031, 06 less 064, and 071102
Pharmaceutical preparations: 0634 and 0638
Lumber and plywood: 081 and 083
Steel mill products, including fabricated wire products: 1017 and 1088
Finished steel mill products, excluding fabricated wire products: 1017 less 101702
Finished steel mill products, including fabricated wire products: 1017 and 1088 less 101702
Special metals and metal products: 10, 111, and 141
Fabricated metal products: 103 through 108
Copper and copper products: 10210201, 10220131, 102301, 102403, 102502, 10260314, 10280301, and 10280302
Machinery and motive products: 11 and 14
Machinery and equipment except electrical: 111, 112, 113, 114, 115, 116, 118, and 119
Agricultural machinery, including tractors: 1114 less 111409
Metalworking machinery: 113A, 1132, 113304, 1137, and 1138
Total tractors: 111403 and 112A less 112A03
Agricultural machinery and equipment, less parts (old commodity code 111): 111 less 111409
Farm and garden tractors, less parts (old commodity code 1111): 111403
Agricultural machinery excluding tractors, less parts (old commodity code 1112): 1114 less 111403
Construction materials: 062101, 0721, 081105, 081106, 081107, 081203, 081204, 082, 0831, 0835, 086, 092, 101502, 101703, 101704, 10250163, 104101, 105, 106, 1071, 10730131, 10730132, 10730133, 10730135, 10730136, 107404, 10740501, 107409, 10830225, 1142, 1147, 11490205, 11710143, 11710144, 11710147, 11710216, 11710217, 123101, 1232, 131105, 1321, 1322, 133, 134, 1361, 1362, 137, 1392, 1394, and 139501
Apples: 01110208, 01110209, 01110211, 01110215, 01110216
Berries: 01110222, 01110224, 01110225, 01110226, 01110227

Table 9. Producer price indexes for material and supply inputs to construction industries, not seasonally adjusted¹
 [June 1986=100]

Grouping	Relative Importance December 2007	Unadjusted index ²			Percent change to Dec. 2008 from:	
		Aug. 2008	Nov. 2008	Dec. 2008	Dec. 2007	Nov. 2008
Inputs to construction industries.....	100.000	205.0	194.2	189.3	2.7	-2.5
New construction.....	84.892	203.7	193.7	189.1	2.8	-2.4
Single-unit residential.....	32.961	192.6	189.4	187.0	4.9	-1.3
Multi-unit residential.....	3.799	196.6	190.1	186.8	2.9	-1.7
Non-residential buildings.....	28.349	197.2	186.5	182.0	2.2	-2.4
Highway and street construction.....	8.110	239.3	212.4	201.0	-0.8	-5.4
Other heavy construction.....	11.662	224.7	206.0	198.8	1.4	-3.5
Maintenance and repair construction.....	15.108	213.5	198.2	191.5	1.9	-3.4
Residential.....	2.902	201.8	189.9	184.7	1.4	-2.7
Non-residential.....	12.205	216.4	200.3	193.2	2.0	-3.5

1 Indexes in this table are derived from the primary product indexes in table 5 that are weighted using 1997 input/output relationships. These indexes only include inputs to construction which are produced by the mining and manufacturing sectors of the economy excluding capital equipment. Since they do not include labor and capital costs, these indexes should not be regarded as comprehensive measures of construction costs. See note on page 190 of the July 1986 issue of Producer Price Indexes.

2 The indexes for August 2008 have been recalculated to incorporate late reports and corrections by respondents. All data are subject to revision 4 months after original publication.

Technical Note

Brief Explanation of Producer Price Indexes

The Producer Price Index (PPI) of the Bureau of Labor Statistics (BLS) is a family of indexes that measure the average change over time in the prices received by domestic producers of goods and services. PPIs measure price change from the perspective of the seller. This contrasts with other measures, such as the Consumer Price Index (CPI). CPIs measure price change from the purchaser's perspective. Sellers' and purchasers' prices can differ due to government subsidies, sales and excise taxes, and distribution costs.

More than 8,000 PPIs for individual products and groups of products are released each month. PPIs are available for the products of virtually every industry in the mining and manufacturing sectors of the U.S. economy. New PPIs are gradually being introduced for the products of industries in the construction, trade, finance, and services sectors of the economy.

More than 100,000 price quotations per month are organized into three sets of PPIs: (1) Stage-of-processing indexes, (2) commodity indexes, and (3) indexes for the net output of industries and their products. The stage-of-processing structure organizes products by class of buyer and degree of fabrication. The commodity structure organizes products by similarity of end use or material composition. The entire output of various industries is sampled to derive price indexes for the net output of industries and their products.

Stage-of-Processing Indexes

Within the stage-of-processing system, finished goods are commodities that will not undergo further processing and are ready for sale to the final-demand user, either an individual consumer or business firm. Consumer foods include unprocessed foods such as eggs and fresh vegetables, as well as processed foods such as bakery products and meats. Other finished consumer goods include durable goods such as automobiles, household furniture, and appliances, as well as nondurable goods such as apparel and home heating oil. Capital equipment includes durable goods such as heavy motor trucks, tractors, and machine tools.

The stage-of-processing category for intermediate materials, supplies, and components consists partly of commodities that have been processed but require further processing. Examples of such semifinished goods include flour, cotton yarn, steel mill products, and lumber. The intermediate goods category also encompasses nondurable, physically complete items purchased by business firms as inputs for their operations. Examples include diesel fuel, belts and belting, paper boxes, and fertilizers.

Crude materials for further processing are products entering the market for the first time that have not been manufactured or fabricated and that are not sold directly to consumers. Crude foodstuffs and feedstuffs include items such as grains and livestock. Examples of crude nonfood materials include raw cotton, crude petroleum, coal, hides and skins, and iron and steel scrap.

Commodity Indexes

The commodity classification structure of the PPI organizes products by similarity of end use or material composition, disregarding industry of origin. Fifteen major commodity groupings (two-digit commodity codes) make up the All Commodities Index. Each major commodity grouping includes (in descending order of aggregation) subgroups (three-digit codes), product classes (four-digit codes), subproduct classes (six-digit codes), item groupings (seven-digit codes) and individual items (eight-digit codes).

Industry Net-Output Price Indexes

PPIs for the net output of industries and their products are grouped according to the North American Industry Classification System (NAICS). Prior to the release of January 2004, industry-based PPIs were published according to the Standard Industrial Classification (SIC) system. Industry price indexes are compatible with other economic time series organized by industry, such as data on employment, wages, and productivity. Table 5 of the *PPI Detailed Report* includes data for NAICS industries and industry groups (3-, 4-, 5-, and 6-digit codes); Census product classes (7- and 8-digit codes), products (9-digit codes), and more detailed subproducts (11-digit codes); and, for some industries, indexes for other sources of revenue.

Indexes may represent one of three kinds of product categories. Every industry has primary product indexes to show changes in prices received by establishments classified in the industry for products made primarily, but not necessarily exclusively, by that industry. The industry classification of an establishment is determined by which products make up a plurality of its total shipment value. In addition, most industries have secondary product indexes that show changes in prices received by establishments classified in the industry for products chiefly made in some other industry. Finally, some industries have miscellaneous receipts indexes to show price changes in other sources of revenue received by establishments within the industry that are not derived from sales of their products—for example, resales of purchased materials, or revenues from parking lots owned by a manufacturing plant.

Data Collection

PPIs are based on selling prices reported by establishments of all sizes selected by probability sampling, with the probability of selection proportionate to size. Individual items and transaction terms from these firms also are chosen by probability proportionate to size. BLS strongly encourages cooperating companies to supply actual transaction prices at the time of shipment to minimize the use of list prices. Prices submitted by survey respondents are effective on the Tuesday of the week containing the 13th day of the month. This survey is conducted primarily through the mail.

Price data are provided on a voluntary and confidential basis; only sworn BLS employees are allowed access to individual company price reports. BLS publishes price indexes instead of actual prices. All PPIs are subject to revision 4 months after original publication to reflect the availability of late reports and corrections by respondents.

BLS periodically updates the PPI sample of survey respondents to better reflect current conditions when the structure, membership, technology, or product mix of an industry shifts significantly and to spread reporting burden among smaller firms. Results of these resampling efforts are incorporated into the PPI with the release of data for January and July.

As part of an ongoing effort to expand coverage to sectors of the economy other than mining and manufacturing, an increasing number of service sector industries have been introduced into the PPI. The following list of recently introduced industries includes the month and year in which an article describing the industry's content appeared in the *PPI Detailed Report*.

Service sector industries introduced into the Producer Price Index, by SIC or NAICS code and the *PPI Detailed Report* that announces their introduction

<i>Title</i>	<i>Code</i>	<i>PPI Detailed Report Issue</i>
SIC		
Wireless telecommunications	4812	July 1999
Telephone communications, except radio telephone	4813	July 1995
Television broadcasting	4833	July 2002
Grocery stores	5411	July 2000
Meat and fish (seafood) markets	5421	July 2000
Fruit and vegetable markets	5431	July 2000
Candy, nut, and confectionery stores ...	5441	July 2000
Retail bakeries	5461	July 2000
Miscellaneous food stores	5499	July 2000
New car dealers	5511	July 2000
Gasoline service stations	5541	January 2002
Boat dealers	5551	January 2002
Recreational vehicle dealers	5561	January 2002
Miscellaneous retail	59	January 2001
Security brokers, dealers, and investment bankers	6211	January 2001
Investment advice	6282	January 2003
Life insurance carriers	6311	January 1999
Property and casualty insurance	6331	July 1998
Insurance agencies and brokerages	6412	January 2003
Operators and lessors of nonresidential buildings	6512	January 1996
Real estate agents and managers	6531	January 1996
Prepackaged software	7372	January 1998
Data processing services	7374	January 2002
Home health care services	8082	January 1997
Legal services	8111	January 1997
Engineering design, analysis, and consulting services	8711	January 1997
Architectural design, analysis, and consulting services	8712	January 1997

<i>Title</i>	<i>Code</i>	<i>PPI Detailed Report Issue</i>
SIC		
Premiums for property and casualty insurance	9331	July 1998
NAICS		
New Industrial building construction	236211	January 2008
New warehouse building construction ..	236221	July 2005
New school construction	236222	July 2006
New office construction	236223	January 2007
Concrete contractors, nonresidential building work	23811X	July 2008
Roofing contractors, nonresidential building work	23816X	July 2008
Electrical contractors, nonresidential building work	23821X	July 2008
Plumbing / HVAC contractors, nonresidential building work	23822X	July 2008
Merchant wholesalers, durable goods ..	423	July 2005
Merchant wholesalers, nondurable goods	424	July 2005
Wholesale trade agents and brokers ...	425120	July 2005
Furniture and home furnishings stores .	442	January 2004
Electronics and appliance stores	443	January 2004
Building material and garden equipment and supplies dealers	444	January 2004
Clothing and clothing accessories stores	448	January 2004
Sporting goods, hobby, book, and music stores	451	January 2004
General merchandise stores	452	January 2004
Miscellaneous store retailers	453	January 2004
Internet service providers	518111	July 2005
Web search portals	518112	July 2005
Commercial banking	522110	January 2005
Savings institutions	522120	January 2005
Direct health and medical insurance carriers	524114	July 2004
Construction, mining, and forestry machinery and equipment rental and leasing	532412	January 2005
Management consulting services	541610	January 2007
Security guards and patrol services	561612	July 2005
Computer training	611420	July 2007
Blood and organ banks	621991	January 2007
Amusement and theme parks	713110	July 2006
Golf courses and country clubs	713910	July 2006
Fitness and recreational sports centers .	713940	July 2005
Commercial machinery repair and maintenance.....	811310	July 2007

Weights

Weights for most traditional commodity groupings of the PPI, as well as weights for commodity-based aggregate indexes calculated using traditional commodity groupings, such as stage-of-processing indexes, currently reflect 2002 values of shipments as reported in the *Census of Manufactures* and other sources. From January 2002 through December

2006, PPI weights were derived from 1997 shipment values. Industry indexes now are calculated with 2002 weights and 1997 net output ratios. This periodic update of the value weights used to calculate the PPI is done to more accurately reflect changes in production and marketing patterns in the economy. Net output values of shipments are used as weights for industry indexes. Net output values refer to the value of shipments from establishments within the industry to buyers outside the industry. However, weights for commodity price indexes are based on gross shipment values, including values of shipments between establishments within the same industry. As a result, broad commodity grouping indexes, such as the PPI for All Commodities, are affected by the multiple counting of price change at successive stages of processing, which can lead to exaggerated or misleading signals about inflation. Stage-of-processing indexes partially correct for this defect, but industry indexes consistently correct for this at all levels of aggregation. Therefore, industry and stage-of-processing indexes are more appropriate than broad commodity groupings for economic analysis of general price trends.

Price Index Reference Base

Effective with publication of January 1988 data, many important PPI series (including stage-of-processing groupings and most commodity groups and individual items) were placed on a new reference base, 1982 = 100. From 1971 through 1987, the standard reference base for most PPI series was 1967 = 100. Except for rounding differences, the shift to the new reference base did not alter any previously published percent changes for affected PPI series. (See “Calculating Index Changes,” below.) The 1982 reference base is not used for commodity indexes with a base later than December 1981 or for industry net output indexes and their products.

For further information on the underlying concepts and methodology of the Producer Price Index, see chapter 14, “Producer Prices,” in *BLS Handbook of Methods* (April 1997), Bulletin 2490. This document can be downloaded from the BLS Web site at www.bls.gov/opub/hom/homch14_etc.htm. Reprints are available on request.

Calculating Index Changes

Each PPI measures price changes from a reference period that equals 100.0. An increase of 5.5 percent from the reference period in the Finished Goods Price Index, for example, is shown as 105.5. This change also can be expressed in dollars, as follows: prices received by domestic producers of a sample of finished goods have risen from \$100 in 1982 to \$105.50. Likewise, a current index of 90.0 would indicate that prices received by producers of finished goods are 10 percent lower than they were in 1982.

Movements of price indexes from one month to another are usually expressed as percent changes, rather than as changes in index points. Index point changes are affected by the level of the index in relation to its base period, whereas percent changes are not. The following example shows the computation of index point and percent changes.

Index point change

Finished Goods Price Index	107.5
Less previous index	104.0
Equals index point change	3.5

Index percent change

Index point change	3.5
Divided by the previous index	104.0
Equals	0.034
Result multiplied by 100	0.034 x 100
Equals percent change	3.4

Seasonally Adjusted and Unadjusted Data

Because price data are used for different purposes by different groups, BLS publishes seasonally adjusted and unadjusted changes each month. Seasonally adjusted data are preferred for analyzing general price trends in the economy because these data eliminate the effect of changes that normally occur at about the same time, and in about the same magnitude, every year—such as price movements resulting from normal weather patterns, regular production and marketing cycles, model changeovers, seasonal discounts, and holidays. For these reasons, seasonally adjusted data more clearly reveal underlying cyclical trends. Unadjusted data are of primary interest to users who need information that can be related to actual dollar values of transactions. Individuals requiring this information include marketing specialists, purchasing agents, budget and cost analysts, contract specialists, and commodity traders. It is the unadjusted data that are generally cited when escalating long-term contracts such as purchasing agreements or real estate leases. For more information, see *Escalation and Producer Price Indexes: A Guide for Contracting Parties*, BLS Report 807, September 1991, on the Web at www.bls.gov/ppi/ppiescalation.htm. Reprints are available on request.

In 1998, the PPI implemented the X-12-ARIMA Seasonal Adjustment Method; prior to that year, the PPI employed the X-11 method. Each year, the seasonal status of most commodity indexes is reevaluated to reflect more recent price behavior. Industry net output indexes are not seasonally adjusted. For time series that exhibit seasonal pricing patterns, new seasonal factors are estimated and applied to the unadjusted data for the previous 5 years. These updated seasonally adjusted indexes replace the most recent 5 years of seasonal data.

Seasonal factors may be applied to series using either a direct or an aggregative method. Generally, commodity indexes are seasonally adjusted using direct seasonal adjustment, which produces a more complete elimination of seasonal movements than does the aggregative method. However, the direct seasonal adjustment process may not yield figures that possess additive consistency. Thus, a seasonally adjusted index for a broad category that is directly adjusted may not be logically consistent with all seasonally adjusted indexes for its components. Seasonal movements for stage-of-processing indexes are derived indirectly through an aggregative method that combines movements of a wide variety of subproduct class (six-digit) series.

Seasonally adjusted indexes can become problematic when previously stable and predictable price patterns abruptly change. If the new pattern persists, the seasonal adjustment method will eventually reflect it adequately; if the pattern keeps shifting, however, seasonally adjusted data will become chronically troublesome. This problem occurs relatively infrequently for farm and food-related products, but has more often affected manufactured products such as automobiles and steel.

Since January 1988, the PPI has used Intervention Analysis Seasonal Adjustment methods to enhance the calculation of seasonal factors. With this technique, outlier values that may distort the seasonal pattern are removed from the data prior to applying the standard seasonal factor estimation procedure. For example, a possible economic cause for large price movements for petroleum-based products might have been the Persian Gulf War. In this case, intervention techniques allowed for better estimates of seasonally adjusted data. On the whole, very few series have required intervention. Out of nearly 800 seasonally adjusted series, only 16 were subject to intervention in 2008.

For more information relating to seasonal adjustment methods, see (1) "Appendix A: Seasonal Adjustment Methodology at BLS," in the *BLS Handbook of Methods* (April 1997), Bulletin 2490 and (2) "Summary of Changes to the PPI's Seasonal Adjustment Methodology" in the January 1995 issue of *Producer Price Indexes*.

Producer Price Index Data on the Internet

In 1995, the BLS began posting PPI series, news releases, and technical information to both a World Wide Web (WWW) site and a file transfer protocol (FTP) site. During the years following the introduction of PPI Internet services, use of these sites eclipsed more traditional methods of data dissemination, such as subscriptions to the *PPI Detailed Report*. There were more than 2.1 million instances of PPI series being downloaded from the Internet during the 12 months ended December 31, 2007.

Retrieving PPI data from the PPI Web site

PPI data can be obtained from the WWW address (www.bls.gov/ppi). Clicking on the "PPI Databases" link reveals the following methods of data retrieval:

- **Top Picks** is a form-based application for both Industry Data and Commodity Data that allows the user to quickly obtain PPI time series data by selecting the most commonly requested time series, including the All Commodities Index and the stage-of-processing indexes (for example, Finished Goods). Within each list, any one—or all—of the time series shown can be selected. A user can modify the date range and output options after executing the query, using the reformat button above the data output table.
- **One-Screen Data Search and Multi-Screen Data Search** are form-based query applications for both Industry Data and Commodity Data designed for users unfamiliar with the PPI coding structure. These

applications guide a user through the PPI classification system by listing index titles and do not require knowledge of commodity or industry codes. Data retrieved are based on a query formulated by selecting data characteristics from lists provided. Two options are available to create customized tables, depending on a user's browser capability. The one-screen option is a JavaScript application that uses a single screen to guide a user through the available time series data. The second option is a multiple-screen, non-Java-based application. Both methods allow a user to browse the PPI coding structure and select multiple series codes. Using the one-screen option, users can modify the date range and output options after executing the query using the reformat button above the data output table.

- **Series Report** is a form-based application that uses formatted PPI time series identifiers (commodity or industry codes) as input in extracting data according to a specified set of date ranges and output options. This application provides the most efficient path for users who are familiar with the format of PPI time series identifiers. Up to 300 indexes can be extracted at a time.

There are five alphabetic prefixes used to create unique PPI time series identifiers: WP, WD, PC, PD, and ND. Each provides the user access to a different PPI database. Adding either a "u" (not seasonally adjusted) or an "s" (seasonally adjusted) to the end of these prefixes further specifies the type of data needed.

EXAMPLES

For commodity and stage-of-processing indexes, series identifiers combine a "wpu" prefix (not seasonally adjusted) or a "wps" prefix (seasonally adjusted) with a commodity code.

<u>Commodity code</u>	<u>Provides data for:</u>
wps141101	Passenger cars, seasonally adjusted
wpu141101	Passenger cars, not seasonally adjusted
wpusop3000	Finished goods, not seasonally adjusted

For discontinued commodity indexes, series identifiers combine a "wdu" prefix (not seasonally adjusted) or a "wds" prefix (seasonally adjusted) with a commodity code.

<u>Commodity code</u>	<u>Provides data for:</u>
wds019	Other farm products, seasonally adjusted
wdu0635	Preparations, ethical (prescription), not seasonally adjusted
wdusi138011	Stainless steel mill products, not seasonally adjusted

Current price indexes grouped by industry according to NAICS have series identifiers that begin with the prefix “pcu.” After the prefix, there are 12 digits (the 6-digit industry code is listed twice) followed by up to 7 alphanumeric characters identifying product detail. Dashes are used as placeholders for higher-level industry group codes.

Industry-product code,

current NAICS series

pcu325---325---

pcu336110336110

pcu621111621111411

pcu325412325412A

Provides data for:

Chemical manufacturing, not seasonally adjusted
Automobile and light duty motor vehicle manufacturing
Offices of physicians, one- and two-physician practices and single-specialty group practices, general/family practice
Pharmaceutical preparation manufacturing, pharmaceuticals acting on the respiratory system

Discontinued industry-product codes based on SIC combine a “pdu” prefix and “#” between the fourth and fifth characters of the product code.

Series identifiers for the discontinued dataset use underscores as placeholders to complete a reference to an SIC industry group code of fewer than four digits. (All PPI industry-based indexes organized by SIC were discontinued with the introduction of NAICS.)

Industry-product code,

discontinued SIC series

pdu28_#

pdu331_#

pdu3711#111

Provides data for:

Chemicals and allied products, not seasonally adjusted
Blast furnaces, steel works, and rolling and finishing mills, not seasonally adjusted
Passenger cars

Price indexes for discontinued series grouped by industry according to NAICS have identifiers that begin with the prefix “ndu.” After the prefix, there are 12 numeric digits (the 6-digit industry code is listed twice), and up to 7 additional alphanumeric characters that identify product detail. Dashes are used as placeholders for higher-level industry group codes.

Industry-product code,
discontinued NAICS series

ndu212231212231

ndu2122312122312

ndu212231212231214

Provides data for

Lead ore and zinc ore mining
Lead and zinc concentrates
Lead concentrates

- **Text Files (FTP)** and the FTP server are best suited for users requiring access to either a large volume of time series data or other PPI-related documentation (such as seasonal factor and relative importance tables). The FTP sites can be accessed at **ftp://ftp.bls.gov** or directly from the links on the “PPI Databases” page or the PPI homepage. Data and documentation available for download include the following:

Directory:

Industry Data	/pub/time.series/pc
Industry Data - Discontinued (NAICS basis)	/pub/time.series/nd
(SIC basis)	/pub/time.series/pd
Commodity Data	/pub/time.series/wp
Commodity Data - Discontinued Series	/pub/time.series/wd
Special requests	/pub/special.requests/ppi

The FTP site maintains files to help with searches and downloads. These files are centrally located in the **/pub/doc** directory. Within this directory, the **overview.txt** file contains an overview relating to all BLS data available through the FTP site. For current commodity-based PPI data, the program help file is **wp.txt**; for discontinued commodity series, **wd.txt**; for current industry-based PPI data based on NAICS, **pc.txt**; for industry-based SIC time series that have been discontinued, **pd.txt**; and for industry-based NAICS series that have been discontinued, **nd.txt**.

Users who prefer downloading PPI datasets as individual ZIP files should go to the directory labeled **/pub/time.series/compressed/tape.format/** on the FTP site. This directory includes six PPI-specific ZIP files, one for each of the PPI databases—WP, WD, PC, ND, and PD—and a ZIP file for the annual 5-year revision to historical seasonal PPIs.

Other Sources of PPI Data

PPI data can also be accessed via the BLS homepage (**www.bls.gov**). Clicking on the “Databases & Tables” tab at the top of the homepage calls up a listing all available BLS programs.

Additional information

The PPI homepage (www.bls.gov/ppi) contains additional information regarding PPI data and methodology. The top section of the homepage provides PPI news releases, both current and archived, as well as general PPI information. The “Tables Created by BLS” section found beneath the

statistics section provides relative importance and seasonal factor tables. The remaining sections offer special notices and publications pertaining to PPI methodology and applications.

For questions or comments regarding PPI data classification, methodology, or data availability on the Internet, call or e-mail the Section of Index Analysis and Public Information at (202) 691-7705 or ppi-info@bls.gov.