PPI Detailed Report

U.S. Department of Labor
U.S. Bureau of Labor Statistics

Data for October 2006

Services

Mining

Manufacturing

U.S. DEPARTMENT OF LABOR
Elaine L. Chao, Secretary

U.S. BUREAU OF LABOR STATISTICS
Philip L. Rones, Acting Commissioner

Data for October 2006

PPI Detailed Report (ISSN 1099-2855; USPS 485-050) is a monthly report on producer price movements including text, tables, and technical note. An annual supplement contains monthly data for the calendar year, annual averages, and information on weights.

To order this periodical for 1 year, cite *PPI Detailed Report* (WPPI) and send your check for $55 ($77 foreign) or provide your VISA or MasterCard number and expiration date to Superintendent of Documents, P.O. Box 371954, Pittsburgh, PA 15220-7954. Cost of the supplement only is $40 domestic ($56 foreign).

Subscribers will receive the next available subscription issue after their order is received. An acknowledgment card is sent to all customers after their subscription order is processed to let them know that they will receive the next available issue.

Please wait at least 6 weeks before inquiring about your order. Then write to Subscription Service Section, U.S. Government Printing Office, Stop: SSOM, Washington, DC 20402; telephone (202) 512-1800; or fax (202) 512-2168.

POSTMASTER: Send address changes to *PPI Detailed Report*, U.S. Government Printing Office, Washington, DC 20402-0001.

Material in this publication is in the public domain, and, with appropriate credit, may be reproduced without permission.
This information is available to sensory-impaired individuals upon request. Voice phone: (202) 691-7828; Federal Relay Service: 1-800-877-8339. Data on the PPI also can be accessed at **www.bls.gov/ppi** through the PPI homepage. Periodicals postage paid at Washington, DC, and at additional mailing offices.

November 2006

Cover designed by Dorothy Williams

PPI Detailed Report
Data for October 2006

Editors
Allison Tarmann
Joseph Kowal
William Snyders
Antonio Lombardozzi

Design and Layout
Margaret J. Jones

Vol. 10, No. 10

Contents

Page

Price Movements, October 2006 1

Report on Quality Changes for 2007-Model Vehicles 5

Charts
Finished goods 6
Intermediate goods 7
Crude goods 8

Tables
Producer Price Indexes
1. Stage of processing 9
2. Selected commodity groupings by stage of processing 10
3. Selected stage-of-processing groupings, seasonally adjusted 14
4. Net output of selected industries and industry groups 15
5. Net output of selected industries and their products 17
6. Commodity groupings and individual items 104
7. Durability of product 135
8. Special commodity groupings 136
9. Material and supply inputs to construction industries 137

Technical Note 138

Scheduled Release Dates			
Producer Price Index data are scheduled for initial release on the following dates:			
Index month	*Release date*	*Index month*	*Release date*
November	December 19	February	March 15
December	January 17	March	April 13
January	February 16	April	May 11

Price Movements October 2006



The Producer Price Index for Finished Goods fell 1.6 percent in October, seasonally adjusted. This decrease followed a 1.3-percent decline in September and a 0.1-percent advance in August. At the earlier stages of processing, prices received by manufacturers of intermediate goods moved down 1.1 percent in October after falling 1.4 percent in September, and the crude goods index dropped 10.5 percent following a 3.4-percent decrease in the previous month. (See table A.)

Among finished goods in October, prices for goods other than foods and energy declined 0.9 percent after rising 0.6 percent in September. The index for finished consumer foods also turned down—falling 0.8 percent in October following a 0.7-percent increase in the prior month. Conversely, prices for energy goods decreased 5.0 percent after dropping 8.4 percent in September.

Before seasonal adjustment, the Producer Price Index for Finished Goods moved down 1.2 percent in October to 158.4 (1982 = 100). From October 2005 to October 2006, finished goods prices declined 1.6 percent. Over the same period, the index for finished energy goods fell 10.4 percent, prices for finished consumer foods climbed 1.5 percent, and the index for finished goods other than foods and energy increased 0.6 percent. At the earlier stages of processing, prices received by intermediate goods producers rose 0.4 percent, while the crude goods index decreased 22.0 percent for the 12 months ended in October.

Finished goods

The index for finished goods other than foods and energy declined 0.9 percent in October after rising 0.6 percent in September. Prices for light motor trucks fell 9.7 percent following a 3.5-percent gain in the preceding month. From October 2005 to October 2006, the index for light motor trucks dropped 12.4 percent. Passenger car prices moved down 2.3 percent in October compared with a 2.8-percent advance a month earlier. For the 12 months ended October 2006, the passenger cars index decreased 3.2 percent. In accordance with usual practice, most new-model-year passenger cars and light motor trucks were introduced into the PPI in October. (See *Report on Quality Changes for 2007 Model Vehicles*, USDL 06-1973.) Prices for communication and related equipment, soaps and synthetic detergents, alcoholic beverages, x-ray and electromedical equipment, and printing trades machinery declined in October after increasing in September. The mobile homes index was unchanged following an advance in the prior month, and prices for cosmetics and other toilet preparations rose less than in Septem-

Table A. **Monthly and annual percent changes in selected stage-of-processing price indexes, seasonally adjusted**[1]

Month	Finished goods					Intermediate goods	Crude goods
	Total	Foods	Energy	Except foods and energy	Change in finished goods from 12 months ago (unadj.)		
2005							
October	0.8	0.1	4.3	−0.3	5.9	3.0	5.7
November	−.5	.6	−3.1	.1	4.4	−1.3	−1.4
December	.7	.8	2.4	0	5.4	.3	−3.5
2006							
January	.3	−.2	.1	.4	5.6	1.0	−.8
February	−1.2	−2.2	−4.5	.3	3.9	−.5	−8.4
March	.4	.4	1.5	.2	3.6	.2	−2.6
April	.9	.3	4.0	.1	4.1	1.0	2.6
May	.1	−.8	.8	.3	4.5	1.1	1.7
June	.6	1.3	1.2	.1	4.9	.5	−2.5
July	.1	−.1	.5	−.1	4.2	.4	3.0
August	.1	1.4	.3	−.4	3.7	.4	2.2
September	−1.3	.7	−8.4	.6	.9	−1.4	−3.4
October	−1.6	−.8	−5.0	−.9	−1.6	−1.1	−10.5

[1] Some percent changes shown here and elsewhere in "Price Movements, October 2006" may differ from those previously reported because indexes for June 2006 have been recalculated to incorporate late reports and corrections by respondents. All indexes are subject to revision 4 months after original publication.

Table B. **Monthly and annual percent changes in selected price indexes for intermediate goods and crude goods, seasonally adjusted**[1]

Month	Intermediate goods				Crude goods			
	Foods	Energy	Except foods and energy	Change in intermediate goods from 12 months ago (unadj.)	Foods	Energy (unadj.)	Except foods and energy	Change in crude goods from 12 months ago (unadj.)
2005								
October	0.4	8.8	1.4	10.9	-0.1	10.9	-1.5	31.8
November	0	-6.9	.4	8.5	1.0	-3.4	2.4	21.6
December	.3	-.4	.4	8.6	2.5	-8.1	1.9	21.1
2006								
January	.7	1.6	.9	9.2	-3.1	.2	-.2	22.1
February	-1.1	-3.2	.3	8.0	-3.0	-14.9	3.1	12.6
March	-.1	-.4	.4	7.2	-2.4	-4.3	1.3	4.7
April	-.7	3.0	.6	7.7	-1.0	3.6	5.3	4.6
May	-.3	1.3	1.1	9.2	-2.5	.8	9.2	9.6
June	.7	.3	.7	9.5	4.5	-7.1	-.8	8.7
July	.5	-.4	.5	8.9	2.0	5.2	-.1	6.6
August	-.2	.7	.4	8.8	.1	5.9	-2.8	5.3
September	.8	-7.5	.1	4.7	2.3	-8.4	1.0	-7.8
October	.4	-5.5	0	.4	3.1	-23.5	-1.3	-22.0

[1] Some percent changes shown here and elsewhere in "Price Movements, October 2006" may differ from those previously reported because indexes for June 2006 have been recalculated to incorporate late reports and corrections by respondents. All indexes are subject to revision 4 months after original publication.

ber. Alternatively, the index for pharmaceutical preparations climbed 0.5 percent after falling 0.2 percent in the previous month. Prices for household appliances, tires, and household furniture also turned up in October. The indexes for sporting and athletic goods and for commercial furniture increased more than they had in September. (See table 2.)

Prices for finished consumer foods decreased 0.8 percent in October following a 0.7-percent increase in the prior month. The pork index fell 10.2 percent after rising 8.1 percent in September. Prices for fresh and dry vegetables, beef and veal, and soft drinks also declined in October following advances a month earlier. The indexes for dairy products, finfish and shellfish, and processed fruits and vegetables increased less than they had in September, while prices for processed young chickens decreased more in October than in the previous month. Conversely, the index for confectionery end products fell 0.2 percent after moving down 2.6 percent in September. Prices for fresh fruits and melons and for processed turkeys turned up, while the indexes for bakery products and roasted coffee climbed in October after remaining unchanged in the preceding month.

The index for finished energy goods declined 5.0 percent in October following an 8.4-percent drop in September. Gasoline prices decreased 7.9 percent after dropping 22.2 percent a month earlier. The indexes for liquefied petroleum gas and diesel fuel also fell less than they had in September. Prices for home heating oil and kerosene turned up in October. By contrast, the index for residential natural gas declined 9.3 percent following a 1.8-percent advance in September. Prices for residential electric power fell more in October than they had in the previous month.

Intermediate goods

The Producer Price Index for Intermediate Materials, Supplies, and Components fell 1.1 percent in October following a 1.4-percent decline in September. Prices for intermediate energy goods decreased less than they had in the prior month. The index for nondurable manufacturing materials turned up after falling in September. By contrast, prices for materials for durable manufacturing and for materials and components for construction turned down following advances a month earlier. The index for intermediate foods and feeds increased less than it had in the previous month. Excluding foods and energy, prices for intermediate goods were unchanged in October after edging up 0.1 percent in September. (See table B.)

The index for intermediate energy goods decreased 5.5 percent in October following a 7.5-percent decline in September. Prices for diesel fuel fell 8.9 percent after dropping 22.3 percent a month earlier. The indexes for gasoline and jet fuel also declined at slower rates than in the previous month. Prices for home heating oil and commercial electric power turned up in October. By contrast, the index for industrial natural gas decreased 12.3 percent after advancing 0.7 percent in September. Prices for commercial natural gas and natural gas to electric utilities also turned down in October. (See table 2.)

Prices for materials for nondurable manufacturing edged up 0.2 percent in October subsequent to a 1.5-percent decrease in September. The index for finished fabrics increased 0.6 percent compared with a 0.2-percent decline in the previ-

ous month. Prices for primary basic organic chemicals decreased less in October than a month earlier, while the index for plastic resins and materials moved up after no change in September. Conversely, the index for nitrogenates moved down 1.8 percent in October after increasing 4.5 percent in September. The index for intermediate basic organic chemicals declined more than it had in the prior month. Paper prices were unchanged in October following increases in the previous month. The index for stemmed and redried tobacco fell after no change in September, and prices for paint materials rose less than in the prior month.

The index for materials for durable manufacturing inched down 0.1 percent in October compared with a 0.5-percent advance in September. Prices for hot rolled steel sheet and strip fell 2.2 percent subsequent to a 1.1-percent rise a month earlier. The indexes for cold rolled steel sheet and strip and for hot rolled steel bars, plates, and structural shapes increased at slower rates than in September. By contrast, the index for primary aluminum (except extrusion billet) rose 5.6 percent after declining 2.1 percent in September. Prices for cold finished steel bars were unchanged after declining in the prior month. The index for hardwood lumber edged up following a decrease in September, and prices for titanium mill shapes increased more than in the preceding month.

Prices for materials and components for construction declined 0.2 percent in October subsequent to a 0.2-percent advance in September. The softwood lumber index decreased 6.8 percent in October compared with a 0.7-percent increase a month earlier. Prices for treated wood and for air conditioning and refrigeration equipment also moved down following September gains. The indexes for steel mill products and for asphalt felts and coatings rose less than they had in the preceding month. The index for millwork declined in October after no change a month earlier. By contrast, prices for concrete products advanced 0.2 percent after falling 0.4 percent in September. The index for fabricated structural metal products moved up after remaining unchanged in the prior month.

Prices for intermediate foods and feeds rose 0.4 percent in October following a 0.8-percent advance in September. In October, rising prices for prepared animal feeds; flour; fluid milk products; and dry, condensed, and evaporated milk products more than offset declining prices for pork; beef and veal; processed young chickens; natural, processed, and imitation cheese; shortening and cooking oils; and refined sugar and byproducts.

Crude goods

The Producer Price Index for Crude Materials for Further Processing fell 10.5 percent in October after decreasing 3.4 percent in September. Prices for crude energy materials fell more than they had in the previous month. The basic industrial materials index turned down in October after increasing a month earlier. Conversely, prices for crude foodstuffs and feedstuffs rose more than they had in September. (See table B.)

The crude energy materials index dropped 23.5 percent in October following an 8.4-percent decline in the previous month. Prices for natural gas plummeted 39.6 percent after falling 5.5 percent in September. The index for coal edged up 0.1 percent after advancing 0.2 percent in the preceding month. By contrast, price declines for crude petroleum slowed from 13.3 percent in September to 9.4 percent in October. (See table 2.)

Prices for crude nonfood materials less energy decreased 1.3 percent after advancing 1.0 percent a month earlier. The iron and steel scrap index turned down 2.7 percent following a 5.0-percent increase in September. Aluminum base scrap prices also fell in October after rising in the previous month. The indexes for wastepaper and for construction sand, gravel, and crushed stone increased less than they had in September. Prices for copper base scrap and for gold ores decreased more than they had in the preceding month. Conversely, the decline in the raw cotton index slowed to 0.6 percent from 2.0 percent a month earlier. Prices for hides and skins turned up after decreasing in September.

The crude foodstuffs and feedstuffs index increased 3.1 percent following a 2.3-percent rise in September. Corn prices jumped 32.7 percent after a 1.0-percent advance in the preceding month. The indexes for wheat and slaughter turkeys also rose more in October than they had in September. Prices for soybeans turned up following declines in the previous month. By contrast, slaughter cattle prices fell 1.1 percent after a 3.0-percent increase in the preceding month. The indexes for slaughter hogs and for fresh and dry vegetables also turned down following advances a month earlier. Prices for slaughter broilers and fryers fell more in October than they had in the previous month.

Net output price indexes for mining, manufacturing, and services industries

Mining. The Producer Price Index for the Net Output of Total Mining Industries fell 16.4 percent in October after declining 7.4 percent in the preceding month. (Net output price indexes are not seasonally adjusted.) Prices received by the oil and gas extraction industry group moved down 24.7 percent following a 9.8-percent decrease in September. The industry index for gold ore mining also fell more than in the prior month. Prices paid to the industries for crushed and broken limestone mining and quarrying and for bituminous coal and lignite surface mining turned down after increasing a month earlier. The industry index for oil and gas operations support activities rose less than in September. Conversely, declines in prices received for oil and gas well drilling slowed to 2.3 percent in October from 4.9 percent in the previous month. The industry index for bituminous coal underground mining turned up after decreasing in September, and prices received by the industry for crushed and broken granite mining and quarrying rose more than a month earlier. In October, the Producer Price Index for Total Mining Industries was 172.6

(December 1984 = 100), 32.1 percent below its year-ago level.

Manufacturing. The decline in the Producer Price Index for the Net Output of Total Manufacturing Industries slowed to 0.6 percent in October from 1.9 percent a month earlier. Prices received by the petroleum and coal products manufacturing industry group fell 5.7 percent after decreasing 16.2 percent in September. The industry group index for plastics and rubber products turned up after falling in the prior month, and prices received by the machinery manufacturing industry group rose more than in September. Alternatively, the increase in the industry group index for transportation equipment slowed to 0.3 percent in October from 0.9 percent a month earlier. Prices received by the industry groups for food manufacturing, wood product manufacturing, computer and electronic product manufacturing, and beverage and tobacco product manufacturing turned down after rising in September. In October, the Producer Price Index for Total Manufacturing Industries was 155.8 (December 1984 = 100), 0.5 percent below its year- ago level.

Services. Among services in October, higher prices were received by the industries for general medical and surgical hospitals, scheduled passenger air transportation, engineering services, offices of physicians, portfolio management, and investment banking and securities dealing. Alternatively, lower prices were received by the industries for commercial banking; noncasino hotels and motels; lessors of nonresidential buildings (except miniwarehouses); and long-distance (less than truckload), general freight trucking.

Report on Quality Changes for 2007-Model Vehicles

Passenger cars

The value of quality changes for a sample of 12 domestically produced 2007-model-year passenger cars included in the Producer Price Index (PPI) for October averaged $139.96, according to estimates by the Bureau of Labor Statistics (BLS) of the U.S. Department of Labor. The estimated retail-equivalent value of these quality changes averaged $150.91.

The estimated retail value of quality changes included:

- $56.57 for safety improvements, such as changes in airbags and systems for monitoring tire pressure; and

- $94.34 for other quality changes, such as changes in audio systems, warranty changes, and changes in levels of standard and optional equipment.

Light trucks

The value of quality changes for a sample of 20 domestically produced 2007-model-year light trucks included in the PPI for October averaged $361.76. The estimated retail-equivalent value of these quality changes averaged $392.10.

The estimated retail value of quality changes included:

- $160.09 for federally mandated and nonmandated safety improvements, such as systems for monitoring tire pressure, stability control, and airbag systems improvements;

- $58.01 for power-train improvements; and

- $174.00 for other quality changes, such as emissions improvements, warranty changes, changes to audio systems, and changes in levels of standard and optional equipment.

Estimates of the value of quality changes are based on a review by BLS of data supplied by vehicle producers for similarly equipped 2006 and 2007 domestically produced models priced for the PPI. Most of the estimates of quality changes in this release are derived from information supplied for the PPI for October. These data also form the basis of new vehicle quality adjustments for the Consumer Price Index (CPI). Effective with the release of data for January 1999, however, changes made solely for the purpose of meeting air pollution standards are no longer considered quality improvements for CPI calculation purposes.

Chart 1. **The Finished Goods Index and its component indexes, January 1997 through October 2006, 3-month seasonally adjusted annual rates of change**

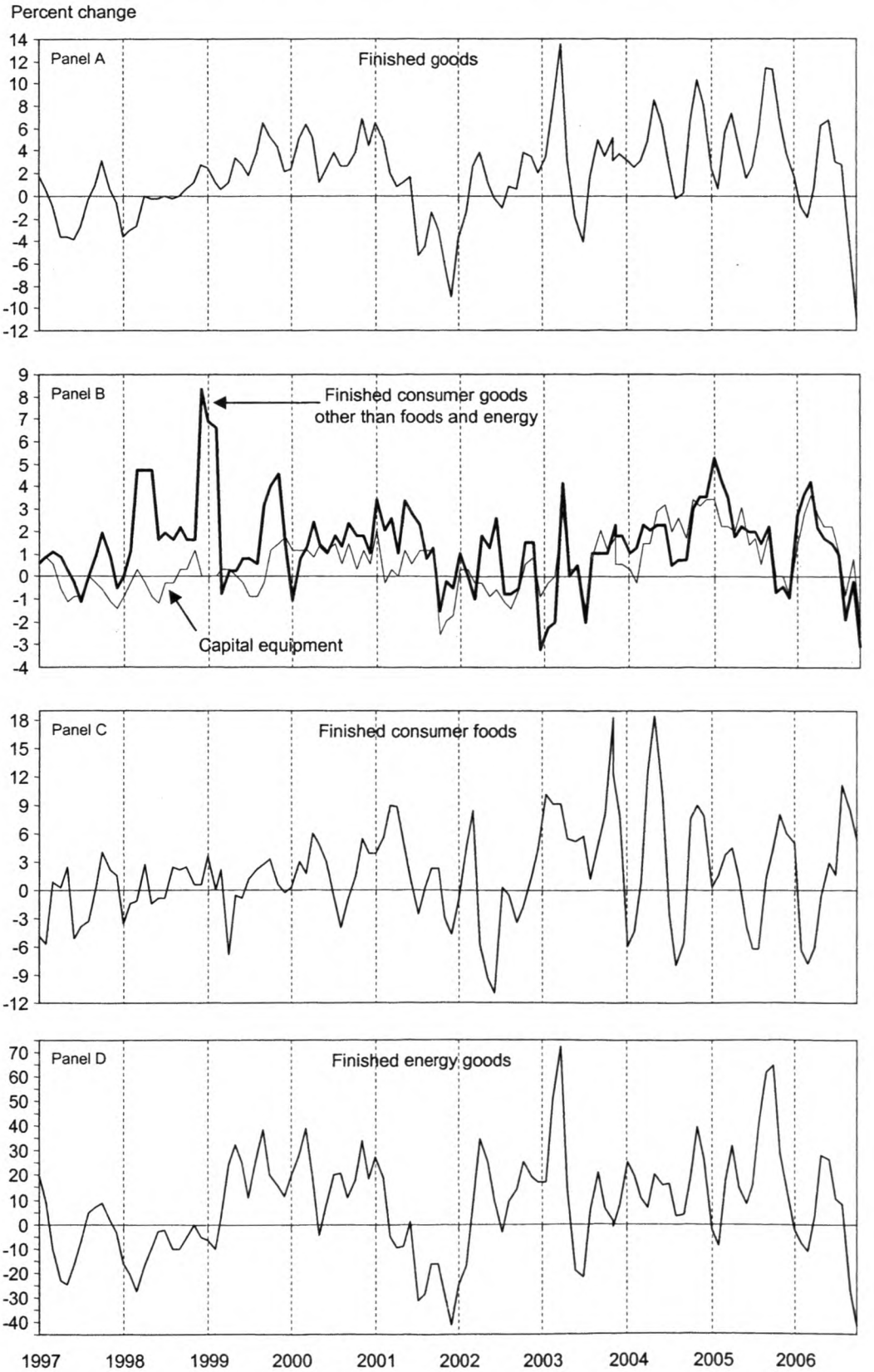

Chart 2. **The Intermediate Goods Index and its component indexes, January 1997 through October 2006, 3-month seasonally adjusted annual rates of change**

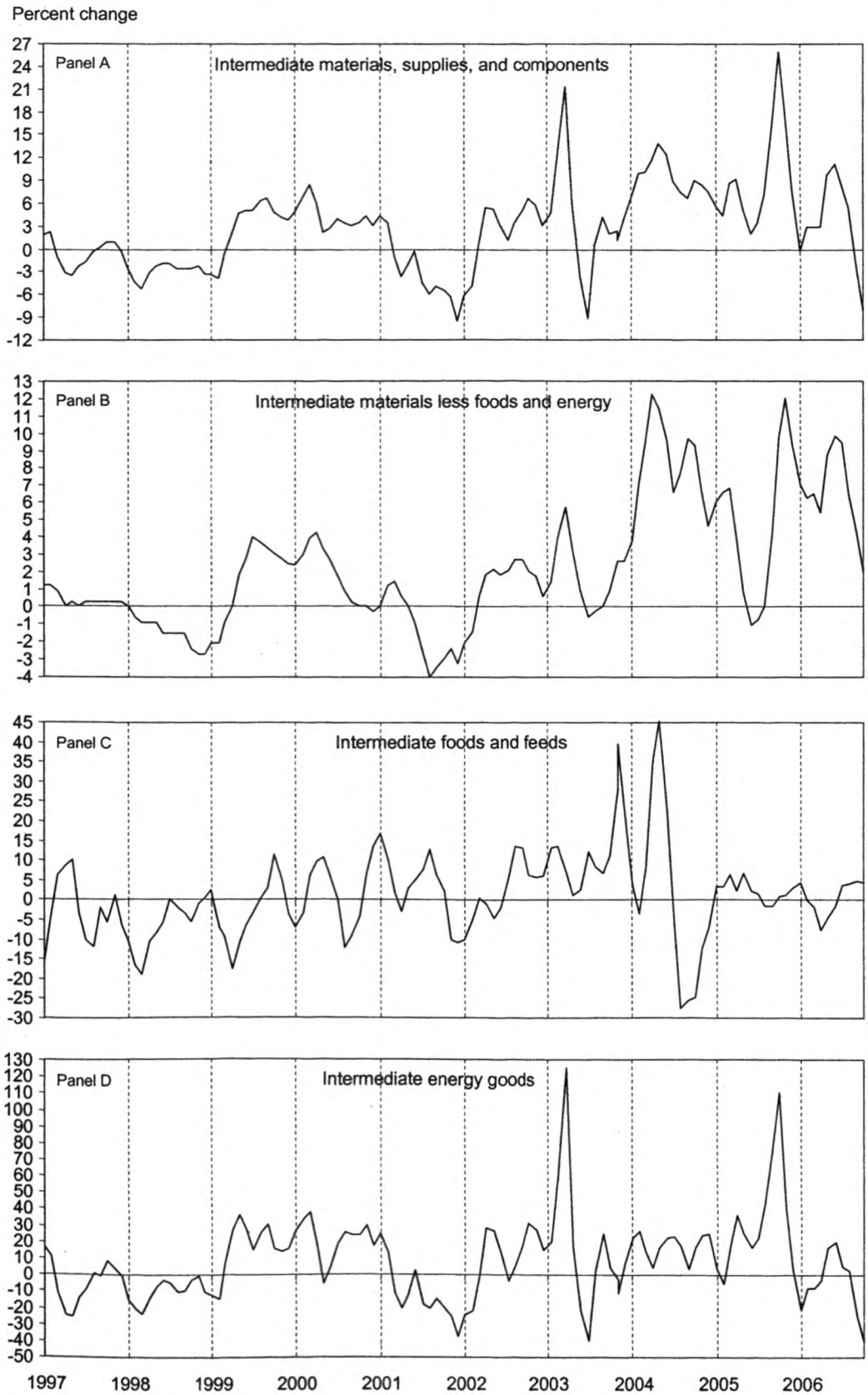

Chart 3. **The Crude Goods Index and its component indexes, January 1997 through October 2006, 3-month seasonally adjusted annual rates of change**

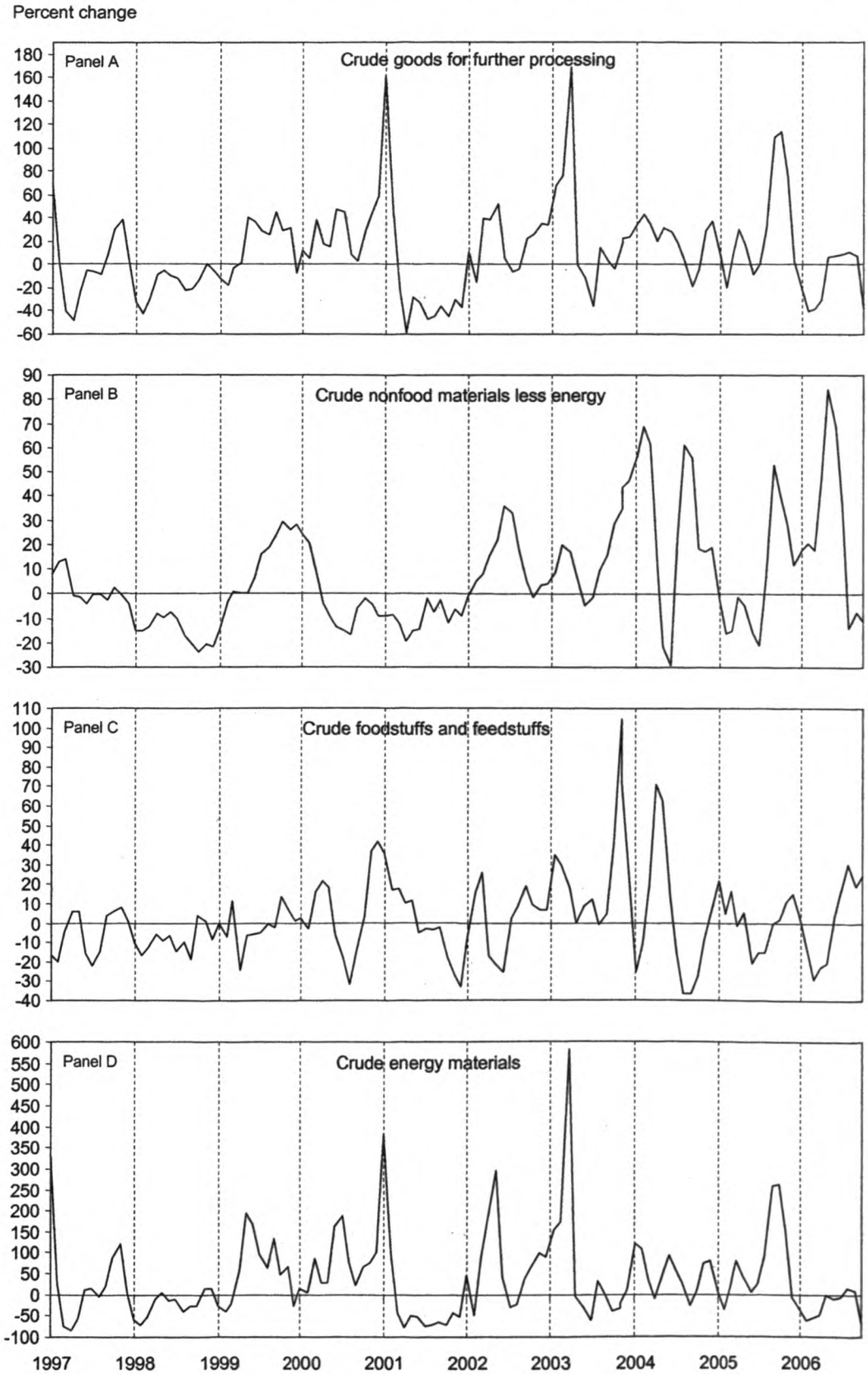

Table 1. Producer price indexes and percent changes by stage of processing

(1982=100)

Grouping	Relative importance Dec. 2005[1]	Unadjusted index			Unadjusted percent change to Oct. 2006 from:		Seasonally adjusted percent change from:		
		June 2006[2]	Sep. 2006[2]	Oct. 2006[2]	Oct. 2005	Sep. 2006	July to Aug.	Aug. to Sep.	Sep. to Oct.
Finished goods	100.000	161.8	160.3	158.4	-1.6	-1.2	0.1	-1.3	-1.6
Finished consumer goods	75.270	168.0	165.9	163.3	-2.3	-1.6	.2	-2.0	-1.9
Finished consumer foods	20.272	156.1	159.3	158.1	1.5	-.8	1.4	.7	-.8
Crude	1.688	144.8	164.9	160.3	17.2	-2.8	14.4	.6	-3.6
Processed	18.583	157.0	158.7	157.8	.3	-.6	.4	.7	-.6
Finished consumer goods, excluding foods	54.998	172.3	168.1	165.0	-3.6	-1.8	-.2	-2.9	-2.3
Nondurable goods less foods	40.114	187.2	181.8	176.8	-4.4	-2.8	.1	-4.3	-2.4
Durable goods	14.884	136.7	135.4	135.9	-1.5	.4	-1.0	1.2	-2.0
Capital equipment	24.730	146.7	146.6	146.8	.6	.1	-.3	.6	-.9
Manufacturing industries	6.662	148.9	149.8	150.1	2.0	.2	.2	.3	-.1
Nonmanufacturing industries	18.068	145.9	145.4	145.6	.2	.1	-.5	.7	-1.2
Intermediate materials, supplies, and components	100.000	166.1	165.4	163.2	.4	-1.3	.4	-1.4	-1.1
Materials and components for manufacturing	45.283	157.3	158.3	158.4	6.1	.1	.2	-.1	0
Materials for food manufacturing	2.584	145.7	148.3	147.7	.8	-.4	0	1.2	-.4
Materials for nondurable manufacturing	15.086	178.1	175.6	175.9	1.7	.2	.2	-1.5	.2
Materials for durable manufacturing	9.920	183.4	187.5	187.5	17.3	0	.4	.5	-.1
Components for manufacturing	17.693	134.4	136.1	136.0	4.5	-.1	.2	.5	0
Materials and components for construction	12.604	189.2	191.4	190.8	6.5	-.3	.4	.2	-.2
Processed fuels and lubricants	20.719	169.4	161.4	150.5	-16.6	-6.8	1.2	-7.2	-6.0
Manufacturing industries	8.064	160.4	157.0	145.0	-17.7	-7.6	1.6	-4.0	-6.7
Nonmanufacturing industries	12.655	175.0	164.2	154.0	-15.9	-6.2	.9	-9.1	-5.5
Containers	3.015	176.3	176.8	177.3	6.3	.3	-.1	.2	.3
Supplies	18.379	156.8	157.8	158.4	3.1	.4	.2	.1	.4
Manufacturing industries	4.016	160.7	161.6	162.5	3.0	.6	.4	.1	.6
Nonmanufacturing industries	14.363	154.5	155.5	156.1	3.2	.4	.1	.1	.4
Feeds	0.931	108.2	106.7	109.5	1.5	2.6	-.9	-.2	2.9
Other supplies	13.432	160.2	161.4	161.8	3.3	.2	.2	.2	.2
Crude materials for further processing	100.000	181.6	184.6	165.1	-22.0	-10.6	2.2	-3.4	-10.5
Foodstuffs and feedstuffs	28.028	116.9	121.0	124.9	3.4	3.2	.1	2.3	3.1
Nonfood materials	71.972	226.7	228.8	191.2	-30.8	-16.4	3.1	-5.6	-16.3
Nonfood materials except fuel[3]	35.218	221.0	211.2	200.6	5.7	-5.0	-2.3	-6.0	-4.9
Manufacturing[3]	34.753	204.9	195.7	185.8	5.8	-5.1	-2.3	-6.0	-4.9
Construction	0.466	202.7	199.6	198.2	.3	-.7	-.8	-.8	-.6
Crude fuel[4]	36.754	212.4	234.7	154.7	-61.0	-34.1	13.1	-4.8	-34.1
Manufacturing industries	3.261	202.5	223.0	149.2	-59.9	-33.1	12.7	-4.7	-33.1
Nonmanufacturing industries	33.493	217.2	240.1	158.0	-61.1	-34.2	13.1	-4.8	-34.2
Special groupings									
Finished goods, excluding foods	[5] 79.728	163.0	160.2	158.2	-2.3	-1.2	-.2	-1.8	-1.9
Intermediate materials less foods and feeds	[6] 96.486	167.6	166.8	164.6	.5	-1.3	.5	-1.6	-1.1
Intermediate foods and feeds	[6] 3.514	133.9	135.2	135.7	1.0	.4	-.2	.8	.4
Crude materials less agricultural products[3 7]	[8] 71.305	233.1	235.3	196.2	-31.1	-16.6	3.2	-5.6	-16.6
Finished energy goods	[5] 20.140	153.1	144.3	136.4	-10.4	-5.5	.3	-8.4	-5.0
Finished goods less energy	[5] 79.860	157.7	158.2	158.1	.8	-.1	.1	.6	-.8
Finished consumer goods less energy	[5] 55.130	162.4	163.3	163.0	.9	-.2	.2	.6	-.8
Finished goods less foods and energy	[5] 59.588	158.6	158.2	158.5	.6	.2	-.4	.6	-.9
Finished consumer goods less foods and energy	[5] 34.858	166.6	166.1	166.4	.6	.2	-.5	.5	-.8
Consumer nondurable goods less foods and energy	[5] 19.974	191.6	191.8	192.1	2.2	.2	-.2	.1	.1
Intermediate energy goods	[6] 21.301	169.9	160.3	150.3	-16.5	-6.2	.7	-7.5	-5.5
Intermediate materials less energy	[6] 78.699	162.9	164.5	164.5	5.7	0	.3	.2	0
Intermediate materials less foods and energy	[6] 75.185	164.7	166.4	166.3	5.9	-.1	.4	.1	0
Crude energy materials[3]	[8] 54.210	216.9	221.4	169.4	-45.1	-23.5	5.9	-8.4	-23.5
Crude materials less energy	[8] 45.790	153.4	155.4	157.2	9.8	1.2	-1.2	1.7	1.3
Crude nonfood materials less energy[4]	[8] 17.762	255.4	251.6	247.9	20.1	-1.5	-2.8	1.0	-1.3

[1] Comprehensive relative importance figures are initially computed after the publication of December indexes and are recalculated after final December indexes are available.

[2] The indexes for June 2006 have been recalculated to incorporate late reports and corrections by respondents. All indexes are subject to revision 4 months after original publication.

[3] Includes crude petroleum.

[4] Excludes crude petroleum.

[5] Percent of total finished goods.

[6] Percent of total intermediate materials.

[7] Formerly titled "Crude materials for further processing, excluding crude foodstuffs and feedstuffs, plant and animal fibers, oilseeds, and leaf tobacco."

[8] Percent of total crude materials.

Table 2. Producer price indexes and percent changes for selected commodity groupings by stage of processing
(1982=100 unless otherwise indicated)

Grouping	Commodity code	Unadjusted index			Unadjusted percent change to Oct. 2006 from:		Seasonally adjusted percent change from:		
		June 2006[1]	Sep. 2006[1]	Oct. 2006[1]	Oct. 2005	Sep. 2006	July to Aug.	Aug. to Sep.	Sep. to Oct.
Finished goods		161.8	160.3	158.4	-1.6	-1.2	0.1	-1.3	-1.6
Finished consumer goods		168.0	165.9	163.3	-2.3	-1.6	.2	-2.0	-1.9
Finished consumer foods		156.1	159.3	158.1	1.5	-.8	1.4	.7	-.8
Fresh fruits and melons[2]	01-11	110.3	128.7	133.7	40.3	3.9	19.1	-1.5	3.9
Fresh and dry vegetables[2]	01-13	133.1	176.4	152.8	12.4	-13.4	20.7	3.5	-13.4
Eggs for fresh use (Dec. 1991=100)	01-71-07	90.7	84.2	85.1	14.2	1.1	20.5	2.4	1.3
Bakery products[2]	02-11	207.3	208.3	210.1	3.8	.9	.3	0	.9
Milled rice[2]	02-13	131.2	142.3	145.2	20.4	2.0	3.8	3.6	2.0
Pasta products (June 1985=100)[2]	02-14-02	128.0	128.0	128.4	.4	.3	0	0	.3
Beef and veal[2]	02-21-01	142.4	141.9	139.4	-3.3	-1.8	-1.5	1.4	-1.8
Pork	02-21-04	129.8	140.8	128.1	-2.4	-9.0	1.4	8.1	-10.2
Processed young chickens	02-22-03	120.5	126.4	117.5	-16.5	-7.0	4.6	-.6	-3.9
Processed turkeys	02-22-06	101.7	104.0	111.9	2.1	7.6	12.6	-7.0	6.7
Finfish and shellfish	02-23	254.0	222.8	224.7	-7.1	.9	-9.1	6.7	1.1
Dairy products	02-3	144.1	148.2	149.1	-4.1	.6	1.5	2.1	.9
Processed fruits and vegetables	02-4	148.1	150.7	151.9	7.7	.8	-.1	1.2	.3
Confectionery end products[2]	02-55	205.7	201.3	200.9	-2.8	-.2	0	-2.6	-.2
Soft drinks	02-62	164.4	164.4	162.6	1.8	-1.1	.8	.5	-1.3
Roasted coffee[2]	02-63-01	152.9	152.8	157.5	3.3	3.1	-.1	0	3.1
Shortening and cooking oils[2]	02-78	182.5	184.4	181.2	1.0	-1.7	-.1	.4	-1.7
Finished consumer goods excluding foods		172.3	168.1	165.0	-3.6	-1.8	-.2	-2.9	-2.3
Alcoholic beverages	02-61	161.4	157.8	158.1	-.6	.2	-1.9	.5	-.2
Women's, girls', & infants' apparel (Dec. 2003=100)[2]	03-81-06	100.1	100.4	100.3	-.3	-.1	.5	0	-.1
Men's and boys' apparel (Dec. 2003=100)[2]	03-81-07	97.8	98.1	97.9	-.1	-.2	1.2	.1	-.2
Textile housefurnishings[2]	03-82	122.8	123.1	123.5	1.1	.3	.1	.1	.3
Footwear[2]	04-3	149.2	149.8	149.8	.9	0	.2	.1	0
Residential electric power (Dec. 1990=100)	05-41	136.4	138.5	135.1	4.1	-2.5	1.3	-.1	-.9
Residential gas (Dec. 1990=100)	05-51	214.4	222.2	205.2	-19.2	-7.7	1.6	1.8	-9.3
Gasoline	05-71	230.6	185.7	169.1	-18.5	-8.9	-2.2	-22.2	-7.9
Home heating oil and distillates	05-73-02-01	228.2	208.0	202.7	-14.8	-2.5	.7	-18.5	1.8
Pharmaceutical preparations (June 2001=100)[2]	06-38	124.7	124.4	125.0	4.7	.5	-.9	-.2	.5
Soaps and synthetic detergents[2]	06-71	141.8	144.8	144.4	7.7	-.3	0	2.1	-.3
Cosmetics and other toilet preparations[2]	06-75	144.7	145.7	145.9	1.8	.1	.1	.4	.1
Tires, tubes, tread, etc[2]	07-12	113.6	116.5	117.9	7.8	1.2	-.2	-.5	1.2
Sanitary paper products[2]	09-15-01	161.1	160.2	160.1	2.9	-.1	-.1	.1	-.1
Newspaper circulation	09-31-01	244.7	241.9	242.2	-.2	.1	.2	-.1	-.5
Periodical circulation[2]	09-32-01	228.6	228.7	228.8	1.1	0	-.1	0	0
Book publishing[2]	09-33	273.9	276.0	277.7	4.0	.6	.7	.2	.6
Household furniture[2]	12-1	172.4	172.6	172.9	3.3	.2	.1	-.1	.2
Floor coverings[2]	12-3	152.6	153.8	154.9	4.9	.7	.2	.5	.7
Household appliances[2]	12-4	104.0	103.4	104.2	.8	.8	.7	-1.4	.8
Home electronic equipment[2]	12-5	59.8	59.2	59.4	-2.6	.3	-1.0	.2	.3
Household glassware	12-62	172.0	170.7	170.9	-2.0	.1	-.6	.1	.1
Household flatware[2]	12-64	148.8	149.9	149.9	1.1	0	([3])	([3])	0
Lawn and garden equip., ex. tractors[2]	12-66	134.4	135.9	137.0	2.1	.8	.1	.3	.8
Passenger cars	14-11-01	127.9	124.7	128.2	-3.2	2.8	-2.6	2.8	-2.3
Toys, games, and children's vehicles[2]	15-11	128.5	128.6	128.4	1.1	-.2	0	.1	-.2

See footnotes at end of table.

Table 2. Producer price indexes and percent changes for selected commodity groupings by stage of processing—Continued

(1982=100 unless otherwise indicated)

Grouping	Commodity code	Unadjusted index			Unadjusted percent change to Oct. 2006 from:		Seasonally adjusted percent change from:		
		June 2006[1]	Sep. 2006[1]	Oct. 2006[1]	Oct. 2005	Sep. 2006	July to Aug.	Aug. to Sep.	Sep. to Oct.
Finished consumer goods excluding foods—Continued									
Sporting and athletic goods[2]	15-12	126.5	126.7	129.2	4.3	2.0	0.2	0.1	2.0
Tobacco products[2]	15-2	459.3	461.5	460.5	.3	-.2	.4	0	-.2
Mobile homes[2]	15-5	210.3	212.3	212.4	4.2	0	-.5	.8	0
Jewelry, platinum, & karat gold[2]	15-94-02	149.3	150.2	149.5	6.3	-.5	.5	-.2	-.5
Costume jewelry and novelties[2]	15-94-04	153.9	153.9	153.7	.1	-.1	0	0	-.1
Capital equipment		146.7	146.6	146.8	.6	.1	-.3	.6	-.9
Agricultural machinery and equipment[2]	11-1	178.9	179.1	179.7	2.7	.3	.1	-.3	.3
Construction machinery and equipment[2]	11-2	175.6	176.0	176.5	3.8	.3	-.1	.3	.3
Metal cutting machine tools[2]	11-37	163.2	163.7	164.8	6.5	.7	-.1	0	.7
Metal forming machine tools[2]	11-38	182.9	184.3	184.2	2.4	-.1	.3	.3	-.1
Tools, dies, jigs, fixtures, and ind. molds[2]	11-39	143.3	143.7	144.3	.7	.4	0	-.3	.4
Pumps, compressors, and equipment	11-41	185.7	188.1	189.1	4.5	.5	.6	1.2	.7
Industrial material handling equipment[2]	11-44	155.9	158.2	158.6	4.2	.3	1.0	.3	.3
Electronic computers (Dec. 2004=100)[2]	11-51	66.7	61.4	59.5	-25.2	-3.1	-2.6	-2.7	-3.1
Textile machinery[2]	11-62	162.1	162.3	162.4	.1	.1	-.5	.1	.1
Paper industries machinery (June 1982=100)[2]	11-64	180.5	180.8	181.7	.9	.5	.1	0	.5
Printing trades machinery[2]	11-65	145.4	148.8	148.5	2.4	-.2	-.1	2.3	-.2
Transformers and power regulators[2]	11-74	174.8	185.0	182.9	19.6	-1.1	3.0	1.0	-1.1
Communication & related equip. (Dec. 1985=100)[2]	11-76	102.7	103.0	102.6	.2	-.4	-.1	.5	-.4
X-ray and electromedical equipment[2]	11-79-05	95.2	95.5	94.7	-.3	-.8	-.4	.5	-.8
Oil field and gas field machinery	11-91	171.3	173.5	178.3	12.9	2.8	1.0	0	3.0
Mining machinery and equipment[2]	11-92	183.9	184.4	185.1	3.6	.4	-.1	-.1	.4
Office and store machines and equipment[2]	11-93	114.8	115.2	115.1	-.1	-.1	0	0	-.1
Commercial furniture[2]	12-2	176.7	177.8	179.0	2.6	.7	-.1	.4	.7
Light motor trucks	14-11-05	143.1	137.0	134.7	-12.4	-1.7	-3.4	3.5	-9.7
Heavy motor trucks[2]	14-11-06	168.8	169.4	169.5	2.3	.1	.3	.1	.1
Truck trailers[2]	14-14	164.5	167.3	167.3	5.2	0	1.2	-.1	0
Civilian aircraft (Dec. 1985=100)	14-21-02	212.2	213.4	213.5	4.2	0	.4	0	0
Ships (Dec. 1985=100)[2]	14-31	181.2	182.6	188.4	4.5	3.2	-1.0	-.9	3.2
Railroad equipment[2]	14-4	171.3	170.3	170.6	5.5	.2	.1	.5	.2
Intermediate materials, supplies, and components		166.1	165.4	163.2	.4	-1.3	.4	-1.4	-1.1
Intermediate foods and feeds		133.9	135.2	135.7	1.0	.4	-.2	.8	.4
Flour[2]	02-12-03	147.7	147.2	155.6	15.6	5.7	-5.1	1.7	5.7
Refined sugar and byproducts[2]	02-53	151.3	149.7	147.2	15.1	-1.7	-2.8	-1.7	-1.7
Confectionery materials	02-54	135.9	135.6	135.6	6.4	0	.1	-.1	.7
Soft drink beverage bases (Dec. 1985=100)[2]	02-64-01-11	189.0	189.0	189.0	4.4	0	0	0	0
Prepared animal feeds[2]	02-9	116.6	115.2	117.7	1.5	2.2	-1.0	-.1	2.2
Intermediate materials less foods and feeds		167.6	166.8	164.6	.5	-1.3	.5	-1.6	-1.1
Synthetic fibers[2]	03-1	116.0	115.1	114.6	.6	-.4	-1.1	.2	-.4
Processed yarns and threads[2]	03-2	113.6	115.3	115.4	1.9	.1	.2	.7	.1
Gray fabrics[2]	03-3	120.2	120.5	120.0	3.4	-.4	.1	-.2	-.4
Finished fabrics[2]	03-4	127.3	127.3	128.1	2.4	.6	-.2	-.2	.6
Industrial textile products[2]	03-83-03	137.0	138.0	138.1	2.1	.1	.3	.3	.1
Leather[2]	04-2	224.5	224.4	224.8	2.5	.2	.3	-.7	.2
Liquefied petroleum gas[2]	05-32	283.5	260.1	244.2	-21.0	-6.1	.9	-16.2	-6.1
Commercial electric power	05-42	167.6	166.7	160.4	5.1	-3.8	-1.2	-.5	1.2
Industrial electric power	05-43	181.2	179.9	171.2	7.3	-4.8	.1	-.6	-.5
Commercial natural gas (Dec. 1990=100)	05-52	224.0	233.1	214.2	-23.3	-8.1	1.8	3.0	-9.3
Industrial natural gas (Dec. 1990=100)	05-53	227.7	236.6	210.7	-33.5	-10.9	3.8	.7	-12.3
Natural gas to electric utilities (Dec. 1990=100)	05-54	176.3	184.1	163.2	-37.2	-11.4	2.6	.4	-13.3

See footnotes at end of table.

Table 2. Producer price indexes and percent changes for selected commodity groupings by stage of processing—Continued

(1982=100 unless otherwise indicated)

Grouping	Commodity code	Unadjusted index			Unadjusted percent change to Oct. 2006 from:		Seasonally adjusted percent change from:		
		June 2006[1]	Sep. 2006[1]	Oct. 2006[1]	Oct. 2005	Sep. 2006	July to Aug.	Aug. to Sep.	Sep. to Oct.
Intermediate materials less foods and feeds—Continued									
Jet fuels	05-72-03	219.8	203.3	185.0	-28.4	-9.0	6.7	-16.5	-10.0
No. 2 Diesel fuel	05-73-03	246.9	201.3	197.5	-25.2	-1.9	2.7	-22.3	-8.9
Residual fuels[2]	05-74	174.1	154.4	138.1	-32.1	-10.6	.8	-9.3	-10.6
Industrial chemicals[2]	06-1	218.7	217.1	216.2	3.1	-.4	1.3	-2.5	-.4
Prepared paint	06-21	202.4	203.5	204.2	7.9	.3	.6	.3	.5
Paint materials[2]	06-22	198.0	199.9	200.4	5.6	.3	.4	2.1	.3
Medicinal and botanical chemicals[2]	06-31	138.1	137.8	137.4	.4	-.3	-.1	-.1	-.3
Fats and oils, inedible[2]	06-4	145.1	149.1	144.3	-3.7	-3.2	7.1	-4.8	-3.2
Mixed fertilizers	06-51	144.6	145.4	141.6	-2.1	-2.6	1.1	-.5	-2.9
Nitrogenates	06-52-01	201.3	191.0	189.5	-11.0	-.8	-6.0	4.5	-1.8
Phosphates[2]	06-52-02	134.4	131.8	131.2	1.2	-.5	-1.2	-1.6	-.5
Other agricultural chemicals[2]	06-53	154.3	157.1	155.1	1.4	-1.3	-.4	1.4	-1.3
Plastic resins and materials[2]	06-6	198.5	202.1	202.6	-.6	.2	.9	0	.2
Synthetic rubber[2]	07-11-02	159.4	162.7	164.2	5.7	.9	.2	1.4	.9
Plastic construction products[2]	07-21	180.8	183.8	183.4	9.8	-.2	.2	-.1	-.2
Unsupported plastic film, sheet, & other shapes[2]	07-22	172.5	174.5	178.7	5.8	2.4	2.4	-1.0	2.4
Plastic parts and components for manufacturing[2]	07-26	130.7	130.5	132.5	10.3	1.5	.4	.9	1.5
Softwood lumber[2]	08-11	194.5	179.6	167.4	-16.0	-6.8	-5.6	.7	-6.8
Hardwood lumber[2]	08-12	195.7	194.6	195.0	-.9	.2	.6	-1.9	.2
Millwork	08-2	202.6	202.7	201.2	1.3	-.7	-.2	0	-.5
Plywood[2]	08-3	173.3	165.6	162.2	-23.3	-2.1	-4.3	-.2	-2.1
Woodpulp[2]	09-11	144.0	146.0	146.1	6.6	.1	.5	.9	.1
Paper[2]	09-13	167.1	168.9	168.9	4.5	0	.6	.5	0
Paperboard[2]	09-14	196.7	197.9	197.9	17.4	0	.4	.1	0
Paper boxes and containers[2]	09-15-03	194.4	195.9	196.3	7.9	.2	-.4	.4	.2
Building paper and board[2]	09-2	178.0	167.4	161.6	-21.8	-3.5	-2.0	-3.0	-3.5
Commercial printing (June 1982=100)[2]	09-37	165.0	165.6	166.3	2.3	.4	.4	.2	.4
Foundry and forge shop products[2]	10-15	162.4	164.3	164.8	5.9	.3	-.1	.2	.3
Steel mill products[2]	10-17	173.2	187.0	187.9	20.8	.5	1.2	2.4	.5
Primary nonferrous metals[2]	10-22	246.1	247.4	250.7	49.8	1.3	-.1	-1.6	1.3
Aluminum mill shapes[2]	10-25-01	186.3	182.6	180.9	12.5	-.9	.1	-.8	-.9
Copper and brass mill shapes[2]	10-25-02	417.4	421.5	417.9	64.1	-.9	-2.4	-.4	-.9
Nonferrous wire and cable[2]	10-26	247.9	244.6	245.0	39.9	.2	3.3	.3	.2
Metal containers[2]	10-3	126.9	127.2	127.1	1.9	-.1	.2	-.1	-.1
Hardware[2]	10-4	173.1	175.5	176.2	3.5	.4	.1	.1	.4
Plumbing fixtures and brass fittings	10-5	207.6	210.0	211.3	6.9	.6	.2	.2	.5
Heating equipment[2]	10-6	184.3	188.7	189.7	5.3	.5	.2	2.2	.5
Fabricated structural metal products[2]	10-7	181.9	185.5	185.8	5.7	.2	1.0	0	.2
Fabricated ferrous wire products (June 1982=100)[2]	10-88	161.9	164.7	164.5	5.0	-.1	.5	.1	-.1
Other misc. metal products[2]	10-89	139.6	141.4	140.9	2.6	-.4	.5	-.4	-.4
Mechanical power transmission equipment	11-45	195.5	197.4	198.3	3.6	.5	.3	.2	.6
Air conditioning and refrigeration equipment[2]	11-48	150.2	153.6	152.8	3.0	-.5	.2	1.4	-.5
Metal valves, ex.fluid power (Dec. 1982=100)	11-49-02	208.1	213.6	215.6	11.9	.9	.5	.7	1.1
Ball and roller bearings[2]	11-49-05	191.9	194.6	194.8	2.6	.1	.3	.1	.1
Wiring devices[2]	11-71	188.2	190.2	190.3	6.6	.1	.4	.1	.1
Motors, generators, motor generator sets	11-73	163.9	169.1	168.8	6.4	-.2	2.9	.1	-.1
Switchgear, switchboard, etc., equipment	11-75	176.9	183.0	184.0	6.5	.5	.7	2.1	.7
Electronic components and accessories[2]	11-78	88.7	90.8	90.2	4.2	-.7	.2	1.7	-.7
Internal combustion engines[2]	11-94	152.0	153.2	153.0	3.0	-.1	.4	0	-.1
Machine shop products[2]	11-95	154.4	155.7	155.4	2.7	-.2	-.3	0	-.2
Flat glass[2]	13-11	113.6	113.8	114.0	2.2	.2	-.7	0	.2
Cement	13-22	199.0	200.5	202.1	11.3	.8	.1	.4	.8
Concrete products	13-3	194.6	197.2	197.3	9.1	.1	.1	-.4	.2
Asphalt felts and coatings	13-6	143.4	149.9	150.2	10.0	.2	2.0	2.5	.9

See footnotes at end of table.

Table 2. Producer price indexes and percent changes for selected commodity groupings by stage of processing—Continued
(1982=100 unless otherwise indicated)

Grouping	Commodity code	Unadjusted index			Unadjusted percent change to Oct. 2006 from:		Seasonally adjusted percent change from:		
		June 2006[1]	Sep. 2006[1]	Oct. 2006[1]	Oct. 2005	Sep. 2006	July to Aug.	Aug. to Sep.	Sep. to Oct.
Intermediate materials less foods and feeds—Continued									
Gypsum products[2]	13-7	277.3	285.5	281.0	15.5	-1.6	2.9	-0.8	-1.6
Glass containers	13-8	153.7	152.6	152.3	3.7	-.2	.5	0	-.1
Motor vehicle parts[2]	14-12	116.4	117.7	117.0	3.2	-.6	0	0	-.6
Aircraft engines & engine parts (Dec. 1985=100)	14-23	172.5	172.5	173.2	4.1	.4	.3	.2	.5
Aircraft parts & aux.equip.,nec (June 1985=100)[2]	14-25	156.3	155.6	156.3	-.1	.4	0	-.1	.4
Photographic supplies[2]	15-42	121.6	121.6	121.6	.7	0	0	0	0
Medical/surgical/personal aid devices	15-6	161.8	160.8	160.3	.4	-.3	-.1	-.6	-.2
Crude materials for further processing		181.6	184.6	165.1	-22.0	-10.6	2.2	-3.4	-10.5
Crude foodstuffs and feedstuffs		116.9	121.0	124.9	3.4	3.2	.1	2.3	3.1
Wheat[2]	01-21	115.3	115.3	127.8	17.0	10.8	-12.0	5.1	10.8
Corn[2]	01-22-02	88.2	82.9	110.0	75.7	32.7	-13.9	1.0	32.7
Slaughter cattle[2]	01-31	120.6	130.2	128.8	-1.5	-1.1	3.7	3.0	-1.1
Slaughter hogs	01-32	88.7	84.4	82.6	-1.7	-2.1	1.6	6.1	-1.6
Slaughter broilers/fryers[2]	01-41-02	157.3	168.3	160.6	-6.6	-4.6	3.2	-2.5	-4.6
Slaughter turkeys	01-42	133.6	159.2	183.6	20.1	15.3	4.6	5.7	11.9
Fluid milk	01-6	89.1	94.3	99.5	-14.3	5.5	-1.9	4.4	4.2
Soybeans[2]	01-83-01-31	96.7	87.0	91.8	3.7	5.5	-8.0	-4.1	5.5
Cane sugar, raw (Dec. 2003=100)[2]	02-52-01-03	128.7	126.5	123.3	3.8	-2.5	-1.6	.3	-2.5
Crude nonfood materials		226.7	228.8	191.2	-30.8	-16.4	3.1	-5.6	-16.3
Raw cotton[2]	01-51	79.5	77.0	76.5	-10.7	-.6	2.1	-2.0	-.6
Hides and skins[2]	04-1	199.9	198.4	200.8	6.7	1.2	-.1	-.1	1.2
Coal[2]	05-1	127.5	126.5	126.6	7.7	.1	-1.4	.2	.1
Natural gas[2]	05-31	240.9	271.2	163.8	-66.8	-39.6	15.7	-5.5	-39.6
Crude petroleum[2]	05-61	187.2	172.7	156.5	-8.2	-9.4	-1.9	-13.3	-9.4
Logs, timber, etc[2]	08-5	197.8	201.2	201.1	2.9	0	1.0	.8	0
Wastepaper	09-12	226.7	250.7	251.9	12.2	.5	3.9	2.0	.9
Iron ore[2]	10-11	135.6	135.8	135.8	14.1	0	-.4	.4	0
Iron and steel scrap	10-12	369.5	338.8	323.0	12.0	-4.7	-14.7	5.0	-2.7
Nonferrous metal ores (Dec. 1983=100)[2]	10-21	227.9	229.9	230.8	41.5	.4	4.8	-5.3	.4
Copper base scrap[2]	10-23-01	471.1	463.9	456.0	58.8	-1.7	0	-.9	-1.7
Aluminum base scrap	10-23-02	290.1	268.0	263.9	26.9	-1.5	-4.6	1.2	-1.5
Construction sand, gravel, and crushed stone	13-21	212.9	218.8	219.3	10.5	.2	1.8	.8	.5
Industrial sand	13-99-01	183.0	183.3	183.4	5.3	.1	.7	0	.5

[1] The indexes for June 2006 have been recalculated to incorporate late reports and corrections by respondents. All indexes are subject to revision 4 months after original publication.

[2] Not seasonally adjusted.

[3] Not available.

Table 3. Producer price indexes for selected stage-of-processing groupings, seasonally adjusted
(1982=100)

Year and month	Index									
	Finished goods	Finished consumer foods	Finished consumer goods excluding foods	Capital equipment	Intermediate materials	Intermediate foods and feeds	Intermediate materials excluding foods	Crude materials	Crude foodstuffs and feedstuffs	Crude nonfood materials
2002:										
January	137.7	141.5	135.8	139.4	125.6	114.1	126.3	99.8	101.5	95.1
February	138.0	142.6	135.9	139.5	125.4	114.1	126.1	98.4	103.1	91.3
March	138.9	143.7	137.2	139.5	126.3	114.6	126.9	103.8	103.3	100.7
April	139.0	139.4	139.1	139.3	127.3	113.8	128.1	108.2	96.7	113.7
May	138.4	139.1	138.3	139.2	127.0	112.7	127.8	109.2	96.8	115.4
June	138.8	139.6	138.6	139.3	127.3	114.0	128.0	105.2	95.9	109.2
July	138.6	139.5	138.6	138.9	127.7	115.4	128.4	106.4	97.3	110.1
August	138.7	138.9	139.0	138.7	128.1	116.3	128.8	108.2	98.8	112.0
September	139.0	138.4	139.7	139.1	128.9	117.6	129.6	110.7	100.1	115.4
October	139.9	138.9	141.2	139.1	129.8	117.2	130.5	112.6	99.5	119.2
November	139.9	139.4	141.1	139.0	129.9	117.9	130.6	116.6	100.4	125.7
December	139.7	139.9	140.5	138.8	129.9	119.3	130.5	118.9	101.7	128.6
2003:										
January	141.1	142.3	142.2	139.0	131.3	120.9	131.9	128.1	107.2	140.5
February	142.6	142.5	145.0	139.0	133.7	121.7	134.4	134.3	107.1	151.6
March	144.2	143.0	147.5	139.8	136.3	121.3	137.1	152.2	106.1	184.0
April	142.2	144.2	143.6	139.1	133.1	121.3	133.8	127.9	107.2	140.2
May	141.9	144.3	142.8	139.1	132.5	122.5	133.0	130.0	109.3	142.2
June	142.7	145.0	144.1	139.3	133.1	124.8	133.6	136.0	109.2	152.8
July	142.8	144.6	144.4	139.4	133.3	123.8	133.9	132.3	106.9	148.2
August	143.6	146.0	145.2	139.8	133.9	124.5	134.5	130.8	110.5	142.6
September	143.9	147.8	145.0	139.7	133.8	128.1	134.2	134.6	118.6	142.9
October	144.6	150.8	145.1	140.0	134.1	131.7	134.4	138.0	127.8	141.4
November	144.7	150.3	145.4	140.0	134.3	135.3	134.4	137.5	126.5	141.7
December	145.2	150.6	146.3	139.9	135.1	134.7	135.2	142.0	126.2	149.9
2004:										
January	145.7	148.5	147.9	140.1	136.4	132.9	136.7	148.6	118.8	167.4
February	145.6	148.6	147.8	139.9	137.5	134.1	137.8	150.2	122.9	167.0
March	146.3	150.9	148.0	140.4	138.4	137.3	138.6	152.8	132.0	164.3
April	147.4	152.9	149.1	140.6	140.2	143.2	140.2	155.6	135.8	166.1
May	148.6	155.0	150.5	140.9	142.0	147.2	141.9	160.7	138.8	172.8
June	148.5	154.6	150.2	141.5	142.5	144.4	142.5	162.6	136.2	178.2
July	148.4	151.9	151.1	141.3	143.2	141.5	143.4	162.2	130.0	182.5
August	148.5	151.8	151.1	141.8	144.6	135.8	145.1	161.6	123.7	186.4
September	148.6	152.4	150.9	142.1	144.8	134.1	145.4	154.3	121.7	175.1
October	150.8	154.7	154.0	142.5	146.3	131.8	147.1	160.6	119.8	187.7
November	152.2	155.1	156.3	142.9	147.6	131.3	148.5	172.1	120.9	207.1
December	151.5	155.3	154.7	143.3	147.5	131.6	148.4	166.8	123.3	195.8
2005:										
January	151.7	154.8	155.1	143.7	148.3	132.8	149.1	163.9	125.8	188.7
February	152.4	155.7	156.1	143.7	149.2	132.3	150.0	162.7	122.3	189.4
March	153.6	156.7	157.7	144.1	150.6	133.6	151.5	170.3	128.1	198.2
April	154.4	156.5	159.1	144.4	151.6	133.5	152.5	174.9	125.3	208.5
May	154.1	156.2	158.5	144.8	151.1	134.4	151.9	169.5	123.8	200.1
June	154.2	155.1	159.3	144.6	151.4	134.3	152.3	166.6	120.8	197.4
July	155.4	154.0	161.7	145.0	152.9	134.0	153.9	175.1	120.1	213.0
August	156.2	153.7	163.5	145.0	153.7	133.9	154.8	181.3	118.7	225.0
September	158.4	155.6	166.8	145.3	157.3	133.8	158.5	200.3	120.7	256.7
October	159.6	155.7	169.1	145.0	162.0	134.3	163.3	211.7	120.6	276.9
November	158.8	156.7	167.2	145.0	159.9	134.3	161.2	208.8	121.8	271.0
December	159.9	157.9	168.8	145.0	160.3	134.7	161.5	201.4	124.9	255.5
2006:										
January	160.3	157.6	169.4	145.5	161.9	135.7	163.2	199.8	121.0	255.7
February	158.4	154.1	166.9	146.0	161.1	134.2	162.4	183.0	117.4	228.9
March	159.1	154.7	168.0	146.3	161.5	134.0	162.8	178.3	114.6	222.8
April	160.6	155.1	170.4	146.5	163.1	133.0	164.6	182.9	113.5	231.9
May	160.8	153.8	171.2	146.8	164.9	132.6	166.5	186.0	110.7	239.6
June	161.7	155.8	172.1	147.1	165.8	133.5	167.4	181.3	115.7	227.3
July	161.8	155.7	172.3	146.9	166.4	134.2	168.0	186.8	118.0	235.1
August	161.9	157.9	171.9	146.5	167.1	133.9	168.8	191.0	118.1	242.5
September	159.8	159.0	167.0	147.4	164.7	135.0	166.1	184.6	120.8	229.0
October	157.2	157.7	163.1	146.1	162.9	135.6	164.2	165.2	124.6	191.6

NOTE: All seasonally adjusted indexes are subject to change up to 5 years after original publication due to the recalculation of seasonal factors each January. The indexes for June 2006 have been recalculated to incorporate late reports and corrections by respondents.

Table 4. Producer price indexes for the net output of selected industries and industry groups, not seasonally adjusted

Industry[1]	Industry code	Index base	Index			Percent change to Oct. 2006 from:	
			June 2006[2]	Sep. 2006[2]	Oct. 2006[2]	Oct. 2005	Sep. 2006
Total mining industries		12/84	204.2	206.5	172.6	-32.1	-16.4
Oil and gas extraction	211	12/85	241.7	245.7	185.0	-47.6	-24.7
Mining (except oil & gas)	212	12/03	150.3	151.4	151.8	16.4	.3
Mining support activities	213	12/03	176.6	174.7	173.2	19.7	-.9
Total manufacturing industries		12/84	159.5	156.8	155.8	-.5	-.6
Food mfg	311	12/84	146.4	147.9	147.3	.4	-.4
Beverage & tobacco mfg	312	12/03	106.9	106.3	105.9	.7	-.4
Textile mills	313	12/03	106.6	107.2	107.2	2.5	0
Textile product mills	314	12/03	107.7	108.4	108.7	2.6	.3
Apparel manufacturing	315	12/03	100.4	100.7	100.7	.8	0
Leather & allied product mfg	316	12/84	146.5	146.7	146.8	1.5	.1
Wood products manufacturing	321	12/03	109.6	107.6	105.8	-4.4	-1.7
Paper manufacturing	322	12/03	112.9	114.0	114.1	7.1	.1
Printing and related support activities	323	12/03	105.5	106.1	106.5	2.7	.4
Petroleum and coal products mfg	324	12/84	267.6	226.1	213.1	-17.9	-5.7
Chemical mfg	325	12/84	197.2	198.5	198.8	4.0	.2
Plastics and rubber products mfg	326	12/84	148.9	150.7	151.6	5.5	.6
Nonmetallic mineral product mfg	327	12/84	163.7	164.9	164.7	6.7	-.1
Primary metal mfg	331	12/84	182.3	188.9	189.5	21.6	.3
Fabricated metal product mfg	332	12/84	155.4	157.5	157.7	4.8	.1
Machinery mfg	333	12/03	108.6	109.4	109.9	3.4	.5
Computer & electronic product mfg	334	12/03	96.5	96.7	96.5	-.5	-.2
Electrical equip, appliance & component mfg	335	12/03	117.6	119.4	119.9	10.0	.4
Transportation equipment mfg	336	12/03	103.1	102.0	102.3	-1.5	.3
Furniture & related product mfg	337	12/84	162.5	163.1	163.4	2.6	.2
Miscellaneous mfg	339	12/03	104.8	104.8	104.8	1.5	0
Wholesale trade industries							
Merchant wholesalers, durable goods	423	06/04	106.4	107.8	109.9	7.4	1.9
Merchant wholesalers, nondurable goods	424	06/05	107.5	108.8	108.2	8.5	-.6
Wholesale trade agents and brokers	425	06/05	102.2	102.4	102.8	3.6	.4
Retail trade industries							
Motor vehicle and parts dealers	441	12/03	114.7	113.4	112.7	4.9	-.6
Furniture and home furnishings stores	442	12/03	116.8	118.9	120.0	4.3	.9
Electronics and appliance stores	443	12/03	96.9	96.1	100.5	.3	4.6
Bldg material and garden equip and supp dealers	444	12/03	121.2	124.5	119.7	8.2	-3.9
Food and beverage stores	445	12/99	132.9	134.6	132.8	-1.6	-1.3
Health and personal care stores	446	12/03	118.7	119.8	119.2	11.4	-.5
Gasoline stations	447	06/01	44.7	65.9	52.7	-18.4	-20.0
Clothing and clothing accessories stores	448	12/03	104.7	106.8	108.8	4.7	1.9
Sporting goods hobby, book and music stores	451	12/03	99.1	97.8	98.9	2.5	1.1
General merchandise stores	452	12/03	99.8	106.3	104.8	-3.1	-1.4
Nonstore retailers	454	12/03	113.0	134.8	118.4	-3.0	-12.2
Transportation and warehousing							
Air transportation	481	12/92	185.4	171.0	175.6	1.1	2.7
Rail transportation	482	12/96	137.3	139.4	140.4	7.5	.7
Water transportation	483	12/03	110.9	112.8	113.1	3.1	.3
Truck transportation	484	12/03	113.8	115.0	113.7	1.4	-1.1

See footnotes at end of the table.

Table 4. Producer price indexes for the net output of selected industries and industry groups, not seasonally adjusted--Continued

Industry[1]	Industry code	Index base	Index			Percent change to Oct. 2006 from:	
			June 2006[2]	Sep. 2006[2]	Oct. 2006[2]	Oct. 2005	Sep. 2006
Pipeline transportation of crude oil	486110	06/86	133.4	137.0	137.0	7.1	0.0
Pipeline transportation of refined petroleum products	486910	06/86	122.4	125.1	125.7	3.3	.5
Transportation support activities	488	12/03	106.7	107.7	106.7	.6	-.9
Postal service	491	06/89	164.7	164.7	164.7	6.3	0
Couriers and messengers	492	12/03	122.5	123.2	123.3	6.8	.1
Utilities							
Utilities	221	12/03	120.8	124.5	116.7	-11.1	-6.3
Health care and social assistance							
Offices of physicians	6211	12/96	117.6	117.1	117.9	1.0	.7
Medical and diagnostic laboratories	6215	12/03	104.4	104.5	104.4	0	-.1
Home health care services	6216	12/96	121.8	121.8	122.1	.4	.2
Hospitals	622	12/92	152.5	153.6	155.3	3.9	1.1
Nursing care facilities	6231	12/03	109.0	109.9	110.6	2.9	.6
Residential mental retardation facilities	62321	12/03	108.0	109.3	109.0	4.1	-.3
Other services industries							
Publishing industries, except Internet	511	12/03	106.0	107.0	107.1	2.1	.1
Broadcasting, except Internet	515	12/03	103.4	101.2	102.4	-2.1	1.2
Telecommunications	517	12/03	98.1	99.0	99.4	1.7	.4
Data processing and related services	5182	12/03	99.5	100.0	100.1	1.1	.1
Depository credit intermediation	5221	12/03	112.7	116.8	114.5	7.4	-2.0
Security, commodity contracts and like activity	523	12/03	114.2	113.7	115.1	4.4	1.2
Insurance carriers and related activities	524	12/03	106.3	106.5	106.5	1.3	0
Offices of real estate agents and brokers	5312	12/03	110.8	109.7	110.8	.3	1.0
Automotive equipment rental and leasing	5321	06/01	114.6	115.6	112.5	1.4	-2.7
Legal services	5411	12/96	144.8	145.2	145.6	4.3	.3
Offices of certified public accountants	541211	12/03	106.6	107.0	107.3	3.2	.3
Architectural, engineering and related services	5413	12/96	134.4	134.8	136.1	4.7	1.0
Advertising agencies	54181	12/03	103.5	104.9	104.9	3.0	0
Employment services	5613	12/96	118.6	119.8	119.7	2.0	-.1
Travel agencies	56151	12/03	101.5	99.2	101.4	4.9	2.2
Janitorial services	56172	12/03	103.7	104.5	104.5	2.7	0
Waste collection	5621	12/03	104.2	104.4	104.8	1.4	.4
Accommodation	721	12/96	137.3	139.7	136.2	2.3	-2.5

[1] Indexes in this table are derived from the net-output-weighted industry price indexes shown in table 5. Because of differences in coverage and aggregation methodology, they will generally not match the movements of similarly titled indexes which are derived from traditional commodity groupings shown in table 6.

[2] Data for June 2006 have been revised to reflect the availability of late reports and corrections by respondents. All data are subject to revision 4 months after original publication. Data are not seasonally adjusted.

[3] Not available.

Note: NAICS 2002 replaced the SIC system beginning with the release of PPI data for January 2004. See http://www.bls.gov/ppi/ppinaics.htm for details.

Table 5. Producer price indexes for the net output of selected industries and their products, not seasonally adjusted

Industry and product[1]	Industry code	Product code	Index base	Index			Percent change to Oct. 2006 from:	
				June 2006[2]	Sep. 2006[2]	Oct. 2006[2]	Oct. 2005	Sep. 2006
Logging	1133		12/81	177.3	176.3	174.6	-1.7	-1.0
Logging	11331		12/81	177.3	176.3	174.6	-1.7	-1.0
Logging	113310		12/81	177.4	176.4	174.8	-1.7	-.9
Primary products		113310-P	12/81	184.4	183.3	181.6	-1.8	-.9
Softwood logs and bolts		113310-1	12/81	219.4	211.1	208.0	-4.9	-1.5
Hardwood logs and bolts		113310-3	12/81	109.1	106.6	109.2	-1.2	2.4
Pulpwood		113310-5	12/81	91.2	94.3	96.2	2.6	2.0
Other roundwood products, NEC		113310-7	06/82	108.4	([3])	105.3	-1.8	([3])
Receipts for contract logging of timber owned by others		113310-9	12/81	123.6	125.8	125.2	1.1	-.5
Secondary products and miscellaneous receipts		113310-SM						
Total mining industries			12/84	204.2	206.5	172.6	-32.1	-16.4
Oil and gas extraction	211		12/85	241.7	245.7	185.0	-47.6	-24.7
Oil and gas extraction	2111		12/85	241.7	245.7	185.0	-47.6	-24.7
Crude petroleum & natural gas extraction	211111		06/02	244.7	245.4	189.6	-44.1	-22.7
Primary products		211111-P	06/84	219.8	220.6	170.5	-44.2	-22.7
Crude petroleum		211111-1	06/84	203.9	188.1	170.4	-8.1	-9.4
Natural gas (from the well head)		211111-5	06/84	215.1	241.8	147.8	-67.3	-38.9
Secondary products and miscellaneous receipts		211111-SM						
Secondary products		211111-S	06/02	301.6	([3])	([3])	([3])	([3])
Natural gas liquid extraction	211112		06/02	240.2	251.1	178.9	-54.0	-28.8
Primary products		211112-P	06/02	240.6	251.5	179.2	-54.0	-28.7
Natural gas liquids		211112-2	06/84	299.5	274.8	258.0	-21.1	-6.1
Isopentane and natural gasoline		211112-221	06/84	301.1	261.8	244.8	-14.8	-6.5
Propane		211112-231	06/84	322.9	299.2	273.1	-19.7	-8.7
Butane		211112-232	06/84	234.7	219.2	205.1	-17.3	-6.4
Ethane, gas mixtures, and other natural gas liquids		211112-298	06/96	382.5	352.9	338.4	-25.7	-4.1
Natural gas residue (from gas processors)		211112-3	06/84	238.3	268.9	159.3	-65.9	-40.8
Secondary products and miscellaneous receipts		211112-SM						
Mining (except oil & gas)	212		12/03	150.3	151.4	151.8	16.4	.3
Coal mining	2121		12/85	127.3	127.1	127.3	6.5	.2
Coal mining	21211		12/01	137.1	137.0	137.1	6.4	.1
Bituminous coal & lignite surface mining	212111		12/01	118.5	117.6	117.5	4.4	-.1
Primary products		212111-P	12/01	118.6	117.7	117.6	4.4	-.1
Unprepared (raw) bituminous coal and lignite shipped from surface operations		212111-1	12/01	120.9	122.1	122.2	1.8	.1
For use without preparation		212111-101	12/01	122.7	122.1	122.3	9.5	.2
For preparation at other establishments		212111-103	12/01	120.3	122.1	122.2	-.7	.1
Prepared bituminous coal and lignite from surface operations		212111-2	12/01	118.2	117.0	116.9	4.9	-.1
Mechanically cleaned by wet-washing, pneumatic, or other methods		212111-201	12/01	109.2	108.4	108.4	1.7	0
Other preparation only: bituminous coal		212111-217	12/01	131.3	129.4	128.9	14.5	-.4
Other preparation only: subbituminous coal		212111-218	12/01	123.6	125.4	125.6	1.0	.2
Other preparation only: lignite		212111-219	12/01	116.0	107.6	107.9	1.7	.3
Secondary products and miscellaneous receipts		212111-SM						
Miscellaneous receipts		212111-M	12/01	108.4	([3])	([3])	([3])	([3])
Secondary products		212111-S	12/01	105.1	109.0	108.3	2.8	-.6
Bituminous coal underground mining	212112		12/01	158.6	159.1	159.6	8.3	.3
Primary products		212112-P	12/01	158.8	159.3	159.7	8.2	.3
Unprepared (raw) bituminous coal shipped from underground operations		212112-1	12/01	140.6	137.1	141.9	6.9	3.5
Prepared bituminous coal shipped from underground operations		212112-2	12/01	163.3	164.8	164.2	8.5	-.4
Mechanically cleaned by wet-washing, pneumatic, or other methods		212112-201	12/01	163.9	165.4	164.8	8.0	-.4
Other preparation only, such as mechanical crushing, screening, or sizing		212112-217	12/01	158.5	([3])	([3])	([3])	([3])
Secondary products and miscellaneous receipts		212112-SM						
Secondary products		212112-S	12/01	141.2	140.7	140.7	4.1	0
Anthracite mining	212113		12/79	229.9	246.9	246.0	9.6	-.4
Primary products		212113-P	12/79	228.4	245.2	244.3	9.6	-.4
Run-of-mine (raw) anthracite		212113-1	12/79	169.0	169.0	169.0	0	0
Processed anthracite		212113-3	12/79	252.4	277.3	275.9	12.9	-.5
Metal ore mining	2122		12/84	215.1	217.2	218.2	38.6	.5
Iron ore mining	21221		12/84	134.2	134.4	134.4	14.1	0
Iron ore mining	212210		12/84	134.2	134.4	134.4	14.1	0

See footnotes at end of table.

Table 5. Producer price indexes for the net output of selected industries and their products, not seasonally adjusted —Continued

Industry and product[1]	Industry code	Product code	Index base	Index			Percent change to Oct. 2006 from:	
				June 2006[2]	Sep. 2006[2]	Oct. 2006[2]	Oct. 2005	Sep. 2006
Iron ore mining—Continued								
Primary products		212210-P	12/84	137.4	137.6	137.6	14.0	0.0
Iron ores		212210-8	12/97	142.5	142.7	142.7	14.1	0
Gold ore & silver ore mining	21222		12/84	122.3	121.2	113.4	20.6	-6.4
Gold ore mining	212221		06/85	178.0	176.7	165.2	19.1	-6.5
Primary products		212221-P	06/85	177.8	176.5	164.8	18.9	-6.6
Gold mill bullion and placer gold		212221-3	06/85	183.4	182.0	169.9	18.8	-6.6
Secondary products and miscellaneous receipts		212221-SM						
Copper, nickel, lead & zinc mining	21223		06/88	381.4	387.8	([3])	([3])	([3])
Copper ore & nickel ore mining	212234		06/88	392.6	399.1	([3])	([3])	([3])
Primary products		212234-P	12/03	365.6	371.1	([3])	([3])	([3])
Copper concentrates		212234-3	06/01	486.2	([3])	([3])	([3])	([3])
Copper precipitates and electrowon copper		212234-5	06/01	468.5	487.4	([3])	([3])	([3])
Secondary products and miscellaneous receipts		212234-SM						
Other metal ore mining	21229		12/85	129.5	133.0	136.8	-15.5	2.9
Other metal ore mining	212290		12/85	427.5	439.3	451.7	-15.4	2.8
Primary products		212290-P	12/03	326.0	334.2	343.9	-16.2	2.9
Other metal ore mining		212290-1	12/03	326.0	334.2	343.9	-16.2	2.9
Secondary products and miscellaneous receipts		212290-SM						
Nonmetallic mineral mining & quarrying	2123		12/84	174.8	178.0	178.2	9.1	.1
Stone mining & quarrying	21231		12/84	191.2	197.0	197.8	10.7	.4
Dimension stone mining & quarrying	212311		06/85	183.9	186.9	187.3	2.6	.2
Primary products		212311-P	06/85	179.8	182.8	183.3	2.6	.3
Dimension stone		212311-1	06/85	179.8	182.8	183.3	2.6	.3
Secondary products and miscellaneous receipts		212311-SM						
Miscellaneous receipts		212311-M	06/05	102.9	([3])	104.5	3.7	([3])
Crushed & broken limestone mining & quarrying	212312		12/83	188.3	194.5	193.8	10.1	-.4
Primary products		212312-P	12/83	190.3	196.7	196.0	10.1	-.4
Crushed and broken limestone		212312-3	12/83	190.3	196.7	196.0	10.1	-.4
Secondary products and miscellaneous receipts		212312-SM						
Miscellaneous receipts		212312-M	06/05	108.2	([3])	108.2	([3])	([3])
Secondary products		212312-S	12/83	162.2	164.2	164.2	8.5	0
Crushed & broken granite mining & quarrying	212313		12/83	238.9	249.1	256.0	16.6	2.8
Primary products		212313-P	12/83	239.9	250.3	257.3	16.7	2.8
Crushed and broken granite		212313-2	12/83	239.9	250.3	257.3	16.7	2.8
Secondary products and miscellaneous receipts		212313-SM						
Secondary products		212313-S	12/83	174.1	174.7	174.7	14.6	0
Other crushed and broken stone mining and quarrying	212319		12/83	200.9	202.3	202.4	6.5	0
Primary products		212319-P	12/83	202.7	204.8	204.3	7.3	-.2
Other crushed and broken stone mining and quarrying		212319-1	12/83	202.7	204.8	204.3	7.3	-.2
Secondary products and miscellaneous receipts		212319-SM						
Secondary products		212319-S	12/83	191.3	191.3	191.3	.8	0
Sand/gravel/clay/refractory minerals mining	21232		12/03	117.9	119.2	119.0	7.8	-.2
Construction sand and gravel mining	212321		06/82	230.1	233.3	232.6	8.4	-.3
Primary products		212321-P	06/82	231.5	234.4	233.7	8.4	-.3
Construction sand and gravel (run of pit or bank)		212321-1	06/06	100.0	100.3	101.2	([3])	.9
Construction sand and gravel (washed, screened, or otherwise treated)		212321-2	06/06	100.0	101.4	100.9	([3])	-.5
Construction sand (washed, screened, or otherwise treated)		212321-21	06/06	100.0	101.5	100.6	([3])	-.9
Construction gravel (washed, screened, or otherwise treated)		212321-22	06/06	100.0	101.4	101.2	([3])	-.2
Secondary products and miscellaneous receipts		212321-SM						
Miscellaneous receipts		212321-M	06/82	252.1	252.1	251.7	1.9	-.2
Secondary products		212321-S	06/82	185.6	193.0	192.3	11.3	-.4
Industrial sand mining	212322		06/82	186.0	186.3	186.4	6.1	.1
Primary products		212322-P	06/82	185.4	185.7	185.8	5.4	.1
Industrial glass sand		212322-1	06/82	188.1	([3])	188.2	7.7	([3])
Industrial molding sand		212322-3	06/82	213.7	214.0	214.0	3.2	0
Other industrial sand		212322-9	06/82	162.5	163.1	163.3	3.4	.1
Secondary products and miscellaneous receipts		212322-SM						
Secondary products		212322-S	06/82	([3])	207.2	207.2	19.6	0
Kaolin and ball clay mining	212324		06/84	134.2	135.0	135.0	7.2	0
Primary products		212324-P	06/84	134.5	135.4	135.4	7.1	0

See footnotes at end of table.

Table 5. Producer price indexes for the net output of selected industries and their products, not seasonally adjusted —Continued

Industry and product[1]	Industry code	Product code	Index base	Index June 2006[2]	Index Sep. 2006[2]	Index Oct. 2006[2]	Percent change to Oct. 2006 from: Oct. 2005	Percent change to Oct. 2006 from: Sep. 2006
Kaolin and ball clay mining—Continued								
Prepared kaolin and ball clay		212324-2	06/84	134.8	135.8	135.8	7.9	0.0
Secondary products and miscellaneous receipts		212324-SM						
Secondary products		212324-S	08/84	131.0	131.0	131.0	8.0	0
Clay and ceramic and refractory minerals mining	212325		06/84	157.2	157.8	158.1	5.8	.2
Primary products		212325-P	06/84	156.3	156.8	157.2	5.9	.3
Bentonite		212325-1	06/84	133.7	134.7	135.7	10.8	.7
Fire clay		212325-2	12/84	113.9	([3])	([3])	([3])	([3])
Common (miscellaneous) clay and shale		212325-7	06/84	159.3	160.4	160.4	4.8	0
Other clay, ceramic, and refractory materials including magnesite and brucite		212325-9	06/84	166.1	166.1	166.1	2.6	0
Secondary products and miscellaneous receipts		212325-SM						
Secondary products		212325-S	06/84	172.6	172.6	172.6	.9	0
Other nonmetallic mineral mining & quarrying	21239		12/84	130.9	131.4	131.2	7.6	-.2
Potash, soda, and borate mineral mining	212391		12/84	156.0	156.0	155.2	13.8	-.5
Primary products		212391-P	12/84	156.0	156.0	155.1	14.0	-.6
Processed or refined potassium salts		212391-2	12/84	199.9	199.8	199.8	1.8	0
Natural sodium carbonates and sulfates		212391-3	12/84	143.9	143.9	142.8	21.0	-.8
Phosphate rock	212392		12/82	108.8	108.9	([3])	([3])	([3])
Primary products		212392-P	12/82	109.1	109.2	([3])	([3])	([3])
Other chemical and fertilizer mineral mining	212393		12/89	107.0	109.6	111.0	10.7	1.3
Primary products		212393-P	12/89	103.7	106.2	107.7	10.9	1.4
Barite		212393-1	12/84	89.8	([3])	([3])	([3])	([3])
Rock salt		212393-3	12/84	203.8	([3])	([3])	([3])	([3])
Secondary products and miscellaneous receipts		212393-SM						
Secondary products		212393-S	06/97	126.8	([3])	([3])	([3])	([3])
All other nonmetallic mineral mining	212399		06/85	171.3	172.3	172.3	7.8	0
Primary products		212399-P	06/85	172.2	173.3	173.3	7.6	0
All other nonmetallic mineral mining		212399-A	06/85	172.2	173.3	173.3	7.6	0
Secondary products and miscellaneous receipts		212399-SM						
Mining support activities	213		12/03	176.6	174.7	173.2	19.7	-.9
Mining support activities	2131		12/03	176.5	174.7	173.2	19.7	-.9
Drilling oil and gas wells	213111		12/85	397.9	381.5	372.6	27.7	-2.3
Primary products		213111-P	12/85	404.4	387.7	378.6	27.8	-2.3
Drilling oil, gas, dry, or service wells		213111-01	12/85	394.1	375.1	364.6	29.1	-2.8
Drilling in, spudding in, tailing in, or reworking oil and gas wells		213111-02	12/92	351.5	348.9	350.5	8.4	.5
Oil and gas well directional drilling control		213111-03	12/03	223.7	226.5	226.9	60.6	.2
Support activities for oil & gas operations	213112		12/85	187.7	191.9	193.0	14.2	.6
Primary products		213112-P	12/85	190.5	195.0	195.7	14.4	.4
Oil and gas field exploration services		213112-1	12/85	75.0	([3])	([3])	([3])	([3])
Other oil and gas field support services		213112-2	12/85	186.3	([3])	([3])	([3])	([3])
Secondary products and miscellaneous receipts		213112-SM						
Miscellaneous receipts		213112-M	11/94	171.3	([3])	180.2	17.5	([3])
Support activities for coal mining	213113		06/85	164.2	162.5	162.2	1.2	-.2
Primary products		213113-P	06/85	165.7	163.9	163.6	1.2	-.2
Support activities for coal mining		213113-4	06/85	165.7	163.9	163.6	1.2	-.2
Support activities for metal mining	213114		12/85	136.6	136.6	136.6	2.6	0
Primary products		213114-P	12/85	138.2	138.2	138.2	2.2	0
Metal mining services		213114-8	12/85	138.2	138.2	138.2	2.2	0
Nonmetallic minerals support activity (except fuels)	213115		06/85	137.5	138.8	138.5	6.4	-.2
Primary products		213115-P	06/85	132.7	134.0	133.7	6.0	-.2
Nonmetallic minerals support activity (except fuels)		213115-8	06/85	132.7	134.0	133.7	6.0	-.2
Secondary products and miscellaneous receipts		213115-SM						
Miscellaneous receipts		213115-M	12/98	139.5	141.0	141.0	8.7	0
Utilities	221		12/03	120.8	124.5	116.7	-11.1	-6.3
Electric power generation, transmission, and distribution	2211		12/03	119.9	123.4	117.2	.3	-5.0
Electric power generation	22111		12/03	124.3	135.3	123.0	-9.3	-9.1
Electric power generation	221110		12/03	124.3	135.3	123.0	-9.3	-9.1
Primary products		221110-P	12/03	124.9	136.4	123.5	-8.9	-9.5
Utilities		221110-4	12/03	127.9	139.5	127.8	-3.8	-8.4
Non-Utilities		221110-5	12/03	106.8	116.9	97.0	-36.3	-17.0

See footnotes at end of table.

Table 5. Producer price indexes for the net output of selected industries and their products, not seasonally adjusted —Continued

Industry and product[1]	Industry code	Product code	Index base	Index			Percent change to Oct. 2006 from:	
				June 2006[2]	Sep. 2006[2]	Oct. 2006[2]	Oct. 2005	Sep. 2006
Electric power generation—Continued								
Secondary products and miscellaneous receipts		221110-SM						
Miscellaneous receipts		221110-M	12/03	114.5	119.0	115.7	-14.9	-2.8
Electric power transmission, control, and distribution	22112		12/03	118.2	118.5	114.9	5.1	-3.0
Electric bulk power transmission and control	221121		12/03	105.2	102.9	103.1	3.5	.2
Primary products		221121-P	12/03	105.5	103.1	103.3	3.5	.2
Electric bulk power transmission and control		221121-3	12/03	105.5	103.1	103.3	3.5	.2
Electric power distribution	221122		12/03	118.1	118.5	114.8	5.0	-3.1
Primary products		221122-P	12/90	142.7	143.2	138.3	5.2	-3.4
Residential electric power		221122-41	12/90	136.4	138.5	135.1	4.1	-2.5
New England		221122-411	12/90	115.3	113.7	113.8	1.2	.1
Middle Atlantic		221122-412	12/90	128.3	128.3	125.7	1.1	-2.0
East North Central		221122-413	12/90	123.3	127.7	121.3	7.9	-5.0
West North Central		221122-414	12/90	121.4	126.1	109.7	2.6	-13.0
South Atlantic		221122-415	12/90	134.5	138.0	134.8	4.8	-2.3
East South Central		221122-416	12/90	145.3	142.5	138.7	4.3	-2.7
West South Central		221122-417	12/90	174.1	173.1	173.4	9.0	.2
Mountain		221122-418	12/90	128.7	127.5	126.9	-1.7	-.5
Pacific		221122-419	12/90	133.2	139.9	139.9	0	0
Commercial electric power		221122-42	12/90	146.7	145.9	140.4	5.2	-3.8
New England		221122-421	12/90	136.2	128.7	130.8	1.2	1.6
Middle Atlantic		221122-422	12/90	137.4	136.0	121.9	-3.2	-10.4
East North Central		221122-423	12/90	127.2	130.6	124.6	6.9	-4.6
West North Central		221122-424	12/90	119.1	123.3	104.6	2.9	-15.2
South Atlantic		221122-425	12/90	132.7	134.7	135.1	12.4	.3
East South Central		221122-426	12/90	132.7	129.6	126.8	4.6	-2.2
West South Central		221122-427	12/90	180.8	179.8	169.9	10.2	-5.5
Mountain		221122-428	12/90	115.2	113.8	113.6	-2.3	-.2
Pacific		221122-429	12/90	192.5	185.3	185.6	4.9	.2
Industrial electric power		221122-43	12/90	152.4	151.3	143.9	7.2	-4.9
New England		221122-431	12/90	114.8	102.4	104.3	-3.2	1.9
Middle Atlantic		221122-432	12/90	141.3	138.9	121.0	-.3	-12.9
East North Central		221122-433	12/90	142.6	147.7	142.4	13.2	-3.6
West North Central		221122-434	12/90	125.5	133.1	113.7	5.0	-14.6
South Atlantic		221122-435	12/90	138.7	139.9	139.0	8.4	-.6
East South Central		221122-436	12/90	132.4	127.2	123.1	1.8	-3.2
West South Central		221122-437	12/90	236.2	239.0	222.5	14.5	-6.9
Mountain		221122-438	12/90	117.7	117.8	112.5	-4.1	-4.5
Pacific		221122-439	12/90	163.0	147.7	149.1	6.5	.9
Other customers		221122-44	12/90	124.0	127.5	126.8	6.7	-.5
Secondary products and miscellaneous receipts		221122-SM						
Miscellaneous receipts		221122-M	12/90	136.7	136.6	136.5	3.8	-.1
Natural gas distribution	2212		12/03	122.0	126.0	115.9	-23.6	-8.0
Natural gas distribution	22121		12/03	122.0	126.0	115.9	-23.6	-8.0
Natural gas distribution	221210		12/03	122.0	126.0	115.9	-23.6	-8.0
Primary products		221210-P	12/90	207.7	214.7	196.6	-25.0	-8.4
Natural gas to ultimate consumers		221210-11	12/90	215.3	223.6	203.2	-26.9	-9.1
Residential natural gas		221210-112	12/90	214.4	222.2	205.2	-19.2	-7.7
Commercial natural gas		221210-113	12/90	224.0	233.1	214.2	-23.3	-8.1
Industrial natural gas		221210-114	12/90	227.7	236.6	210.7	-33.5	-10.9
To electric utilities		221210-115	12/90	176.3	184.1	163.2	-37.2	-11.4
Delivered to ultimate consumers for the account of others (transportation only)		221210-12	12/90	126.2	124.1	123.7	4.0	-.3
Industrial consumer		221210-122	12/90	125.6	122.8	122.6	4.3	-.2
Other consumers		221210-123	12/90	253.3	253.8	251.6	3.1	-.9
Secondary products and miscellaneous receipts		221210-SM						
Miscellaneous receipts		221210-M	12/90	153.3	155.1	154.4	8.3	-.5
Construction industries								
New warehouse building construction	236221		12/04	110.8	113.0	116.4	8.3	3.0
Primary products		236221-P	12/04	110.8	113.0	116.4	8.3	3.0
New school building construction	236222		12/05	105.5	112.9	112.6	([3])	-.3
Primary products		236222-P	12/05	105.5	112.9	112.6	([3])	-.3
Total manufacturing industries			12/84	159.5	156.8	155.8	-.5	-.6
Food mfg	311		12/84	146.4	147.9	147.3	.4	-.4

See footnotes at end of table.

Table 5. Producer price indexes for the net output of selected industries and their products, not seasonally adjusted —Continued

Industry and product[1]	Industry code	Product code	Index base	Index June 2006[2]	Index Sep. 2006[2]	Index Oct. 2006[2]	Percent change to Oct. 2006 from: Oct. 2005	Percent change to Oct. 2006 from: Sep. 2006
Animal food mfg	3111		12/03	100.2	100.2	101.4	2.6	1.2
Animal food mfg	31111		12/03	100.2	100.2	101.4	2.6	1.2
Dog and cat food	311111		12/85	148.2	148.1	148.3	1.6	.1
Primary products		311111-P	12/85	148.3	148.2	148.4	1.7	.1
Dog food		311111-1	12/85	151.4	151.3	151.5	.4	.1
Cat food		311111-4	12/85	142.2	142.2	142.2	4.1	0
Secondary products and miscellaneous receipts		311111-SM						
Secondary products		311111-S	12/85	166.2	166.2	166.2	.5	0
Other animal food manufacturing	311119		12/80	105.4	105.6	107.5	3.3	1.8
Primary products		311119-P	12/80	101.9	102.0	103.8	3.0	1.8
Complete swine feed		311119-A	12/80	134.3	134.0	140.7	12.0	5.0
Swine feed supplements, concentrates, and premixes		311119-D	12/80	120.5	118.5	118.9	6.4	.3
Complete beef cattle feed		311119-G	12/80	153.5	161.4	165.4	8.0	2.5
Beef cattle feed supplements, concentrates, and premixes		311119-J	12/80	122.7	122.0	124.2	2.1	1.8
Other poultry and livestock feed nec, incl. horse, mule, sheep, duck, goose etc.		311119-N	12/80	125.9	126.7	129.8	-1.6	2.4
Other prepared animal feeds, including feeding materials and adjuncts		311119-Q	12/80	119.7	119.9	122.5	1.4	2.2
Specialty feed incl. for lab animals, fur animals, specialty birds and fish etc.		311119-T	06/91	127.6	126.1	126.9	3.0	.6
Chicken and turkey feed supplements, concentrates, and premixes		311119-1	12/80	79.4	78.9	79.8	-.4	1.1
Complete chicken feed, starter-grower and layer-breeder		311119-11	12/97	83.9	83.8	87.5	9.0	4.4
Complete chicken feed, broilers		311119-12	12/80	84.2	82.0	81.6	-2.9	-.5
Turkey feed, chicken and turkey supplements, concentrates, and premixes		311119-13	12/97	82.3	85.0	85.9	-4.3	1.1
Complete dairy cattle feed		311119-4	12/80	102.2	105.1	109.2	11.9	3.9
Dairy cattle feed supplements, concentrates, and premixes		311119-7	12/80	116.5	116.3	117.2	4.0	.8
Secondary products and miscellaneous receipts		311119-SM						
Miscellaneous receipts		311119-M	12/80	131.2	132.3	135.0	6.4	2.0
Secondary products		311119-S	12/80	165.6	164.4	168.0	3.4	2.2
Grain & oilseed milling	3112		12/03	105.2	105.2	105.4	4.7	.2
Flour milling & malt mfg	31121		12/03	108.4	109.7	114.7	13.9	4.6
Flour Milling	311211		06/83	127.4	127.0	134.2	14.1	5.7
Primary products		311211-P	06/83	128.3	127.8	135.4	14.8	5.9
Flour mixes, refrigerated and frozen doughs and batters, made in flour mills		311211-A	06/83	152.3	152.6	152.4	3.3	-.1
Other grain mill products, incl. rye, oat, buckwheat, & other flour		311211-D	06/83	136.6	135.5	138.2	12.1	2.0
Wheat/white flour, except flour mixes		311211-1	06/83	144.2	143.7	151.9	15.6	5.7
All white flour types		311211-11	12/04	113.0	112.5	119.3	16.3	6.0
Whole wheat flour, incl. durum, semolina & bulgur		311211-18	12/04	106.0	106.9	109.9	10.3	2.8
Wheat mill products other than flour		311211-4	06/83	47.4	48.0	59.8	32.9	24.6
Corn mill products		311211-7	06/83	96.1	94.4	96.7	6.9	2.4
Secondary products and miscellaneous receipts		311211-SM						
Secondary products		311211-S	06/83	116.4	116.4	115.9	-1.0	-.4
Rice milling	311212		06/84	110.8	119.2	121.4	18.3	1.8
Primary products		311212-P	06/84	109.2	118.5	121.0	20.5	2.1
Milled rice and byproducts		311212-1	12/03	105.2	114.2	116.5	20.6	2.0
Head rice packed in bags 100 lbs or more		311212-11	06/03	137.4	152.1	156.6	36.8	3.0
Head rice packed in containers 3 lbs or less		311212-12	06/03	118.5	122.7	121.6	2.7	-.9
Head rice packed in all other size containers		311212-13	06/03	137.3	148.8	149.2	21.4	.3
Milled rice (and byproducts)		311212-14	06/03	125.9	137.2	146.5	9.0	6.8
Malt mfg	311213		06/85	113.5	112.8	113.0	-2.6	.2
Primary products		311213-P	06/85	113.9	113.2	113.4	-2.6	.2
Malt and malt by-products		311213-1	06/85	113.9	113.2	113.4	-2.6	.2
Starch & vegetable fats & oils mfg	31122		12/03	103.7	103.0	101.4	2.1	-1.6
Wet corn milling	311221		06/85	154.4	151.7	148.3	7.0	-2.2
Primary products		311221-P	06/85	136.3	135.5	136.6	2.3	.8
Wet process corn byproducts		311221-A	06/85	96.4	92.1	95.0	-3.9	3.1
Corn sweeteners		311221-1	06/85	151.2	151.2	151.3	10.3	.1
Manufactured starch		311221-4	06/85	152.7	153.3	155.5	11.2	1.4
Secondary products and miscellaneous receipts		311221-SM						
Secondary products		311221-S	06/85	223.6	212.6	190.4	24.8	-10.4
Soybean processing	311222		12/79	93.0	91.7	90.6	-1.8	-1.2
Primary products		311222-P	12/79	95.3	92.3	93.4	-1.2	1.2
Soybean oil		311222-1	12/79	107.1	108.1	102.0	-3.5	-5.6
Crude soybean oil, degummed		311222-11	05/88	130.2	128.7	123.2	-4.3	-4.3
Soybean oil, all other types		311222-12	12/03	106.4	111.6	102.6	-1.8	-8.1
Soybean cake, meal, and other byproducts		311222-4	12/79	91.1	85.7	91.1	.6	6.3
Secondary products and miscellaneous receipts		311222-SM						
Secondary products		311222-S	12/79	113.1	120.4	107.4	-5.0	-10.8

See footnotes at end of table.

Table 5. Producer price indexes for the net output of selected industries and their products, not seasonally adjusted —Continued

Industry and product[1]	Industry code	Product code	Index base	Index June 2006[2]	Index Sep. 2006[2]	Index Oct. 2006[2]	Percent change to Oct. 2006 from: Oct. 2005	Percent change to Oct. 2006 from: Sep. 2006
Other oilseed processing	311223		12/03	104.6	111.4	113.3	8.9	1.7
Primary products		311223-P	12/03	104.5	112.8	114.8	10.7	1.8
Cottonseed cake and meal and other byproducts		311223-A	06/85	245.2	269.5	270.9	26.9	.5
Linseed oil		311223-D	01/99	66.6	68.0	69.6	-26.7	2.4
Vegetable oils, nec		311223-G	12/85	144.5	157.5	164.9	28.5	4.7
Other vegetable oil mill products, nec		311223-J	12/85	129.3	137.7	138.3	4.9	.4
Cottonseed oil, once refined after alkali or caustic wash but before deodorizing		311223-4	06/85	141.8	146.7	146.1	-12.0	-.4
Cotton linters		311223-7	06/85	119.9	120.1	122.1	6.0	1.7
Secondary products and miscellaneous receipts		311223-SM						
Miscellaneous receipts		311223-M	12/03	115.8	106.2	109.9	1.5	3.5
Secondary products		311223-S	12/03	98.5	99.3	99.3	-5.3	0
Fats and oils refining and blending	311225		12/81	176.3	176.9	174.5	.5	-1.4
Primary products		311225-P	12/81	187.0	188.0	185.2	.9	-1.5
Shortening and cooking oils (edible)		311225-1	12/81	174.4	176.3	172.0	-.3	-2.4
Baking or frying fats (shortening), 100% vegetable oil (edible)		311225-11	02/04	91.1	92.3	87.1	-2.7	-5.6
Partially hydrogenated edible soybean cooking or salad oil (fully-refined & deod		311225-14	02/04	99.3	102.7	101.0	2.7	-1.7
All other fully-refined edible shortening & cooking oils, except corn		311225-15	12/03	107.7	106.0	105.9	3.5	-.1
Vegetable oil mills, except corn, cottonseed & soybean (processing purchased veg		311225-17	12/89	128.1	126.4	125.8	-2.3	-.5
Margarine, including butter blends		311225-4	02/04	88.5	([3])	88.6	4.1	([3])
Secondary products and miscellaneous receipts		311225-SM						
Breakfast cereal manufacturing	31123		12/03	106.2	107.2	107.5	2.3	.3
Breakfast cereal manufacturing	311230		12/83	176.6	178.4	178.8	2.3	.2
Primary products		311230-P	12/83	186.4	187.3	187.9	.9	.3
Ready to serve cereal breakfast foods		311230-1	12/83	185.1	186.1	186.3	.7	.1
Corn flakes and other corn breakfast foods		311230-111	12/83	182.3	183.0	183.0	-.4	0
Wheat flakes and other wheat breakfast foods		311230-112	12/83	178.9	183.1	183.1	1.9	0
Oat breakfast foods		311230-115	12/83	206.3	206.3	207.2	.5	.4
Rice and other grains and mixed grain breakfast foods and preparations		311230-118	12/00	109.0	109.0	109.0	1.1	0
Other cereal breakfast foods, incl infant, instant hot, & cooked before serving		311230-4	12/00	107.2	107.2	110.0	2.6	2.6
Secondary products and miscellaneous receipts		311230-SM						
Secondary products		311230-S	12/83	157.9	162.6	162.6	8.7	0
Sugar & confectionery product mfg	3113		12/84	155.2	155.1	154.4	4.0	-.5
Sugar mfg	31131		12/03	125.0	123.6	121.5	12.3	-1.7
Sugarcane mills	311311		06/82	135.8	134.1	130.7	4.0	-2.5
Primary products		311311-P	06/82	135.4	133.1	129.8	3.8	-2.5
Raw cane sugar and other cane mill products and byproducts		311311-1	06/82	135.4	133.1	129.8	3.8	-2.5
Secondary products and miscellaneous receipts		311311-SM						
Cane sugar refining	311312		06/82	150.5	152.2	147.8	13.4	-2.9
Primary products		311312-P	06/82	150.7	152.5	147.9	13.4	-3.0
Refined cane sugar and byproducts		311312-1	06/82	150.7	152.5	147.9	13.4	-3.0
Secondary products and miscellaneous receipts		311312-SM						
Secondary products		311312-S	12/02	119.6	119.6	119.6	13.7	0
Beet sugar manufacturing	311313		06/82	142.6	137.3	137.6	16.0	.2
Primary products		311313-P	06/82	146.7	141.3	141.4	17.2	.1
Refined beet sugar and byproducts		311313-1	06/82	149.2	143.6	143.7	17.2	.1
Choc & confectionery mfg from cacao beans	31132		12/03	104.4	104.3	104.2	2.6	-.1
Chocolate and confectionery-type products made from cacao beans	311320		06/83	161.7	161.5	161.3	2.5	-.1
Primary products		311320-P	06/83	160.9	160.7	160.5	2.8	-.1
Chocolate coatings		311320-1	06/83	114.9	114.6	113.9	-.4	-.6
Milk chocolate coatings		311320-11	06/83	106.7	([3])	([3])	([3])	([3])
Chocolate confectionery products made from cacao beans mitse		311320-4	06/83	189.1	189.1	189.1	5.1	0
Other chocolate and cocoa products, nec		311320-7	06/83	164.1	163.6	163.3	-.5	-.2
Sweet chocolate, except coatings		311320-71	06/06	100.0	100.0	99.9	([3])	-.1
Unsweetened chocolate, except coatings and cocoa powder all sizes		311320-72	06/06	100.0	([3])	99.4	([3])	([3])
Cocoa butter and chocolate liquor base or cocoa powder base syrups		311320-73	06/06	100.0	99.7	99.3	([3])	-.4
Secondary products and miscellaneous receipts		311320-SM						
Secondary products		311320-S	06/83	139.9	([3])	([3])	([3])	([3])
Confectionery mfg from purchased chocolate	31133		12/03	103.7	104.4	104.3	1.5	-.1
Confectionery mfg. from purch. chocolate	311330		12/03	103.7	104.4	104.2	1.4	-.2
Primary products		311330-P	12/03	103.8	104.2	104.1	1.2	-.1
Chocolate & chocolate-type confectionery products packaged for shipment		311330-1	06/83	164.1	164.8	164.6	1.2	-.1
Chocolate & chocolate-type confectionery products, retailed at same location		311330-2	12/03	([3])	105.1	105.0	([3])	-.1

See footnotes at end of table.

Table 5. Producer price indexes for the net output of selected industries and their products, not seasonally adjusted —Continued

Industry and product[1]	Industry code	Product code	Index base	Index June 2006[2]	Index Sep. 2006[2]	Index Oct. 2006[2]	Percent change to Oct. 2006 from: Oct. 2005	Percent change to Oct. 2006 from: Sep. 2006
Confectionery mfg. from purch. chocolate—Continued								
Secondary products and miscellaneous receipts		311330-SM						
Miscellaneous receipts		311330-M	12/03	100.0	([3])	([3])	([3])	([3])
Secondary products		311330-S	12/03	104.4	105.5	105.0	1.0	-.5
Nonchocolate confectionery mfg	31134		12/03	113.1	112.9	112.9	1.8	0
Nonchocolate Confectionery Manufacturing	311340		12/03	113.1	112.9	112.9	1.9	0
Primary products		311340-P	12/03	114.2	114.1	114.1	1.9	0
Nonchocolate-type confectionery products		311340-1	06/83	167.8	167.6	167.6	2.9	0
Chewing gum, bubble gum, and chewing gum base		311340-4	12/84	192.3	192.3	192.3	1.4	0
Other confectionery-type products, nec, made and packaged for shipment		311340-7	06/91	([3])	129.5	129.5	([3])	0
Secondary products and miscellaneous receipts		311340-SM						
Miscellaneous receipts		311340-M	12/03	93.2	93.2	([3])	([3])	([3])
Secondary products		311340-S	12/03	109.0	107.0	107.0	2.2	0
Fruit & vegetable preserving & specialty food mfg	3114		12/84	144.4	144.8	145.0	2.2	.1
Frozen food manufacturing	31141		12/03	107.3	108.3	108.5	4.5	.2
Frozen fruit, juice, and vegetable manufacturing	311411		06/81	168.8	173.7	174.9	12.2	.7
Primary products		311411-P	06/81	156.3	161.2	162.6	12.8	.9
Frozen fruits & concentrated juices, ades, drinks, and nonalcoholic cocktails		311411-1	06/81	167.9	180.8	180.9	30.5	.1
Frozen fruits incl. berries, cherries, apples, applesauce, and melons etc.		311411-11	12/90	167.5	168.2	168.3	9.9	.1
Frozen concentrated orange juice		311411-12	06/81	152.8	172.6	172.6	71.9	0
Frozen vegetable and potato products including mixed vegetable combinations		311411-4	06/81	153.6	154.2	156.4	3.9	1.4
Frozen vegetables, excluding mixed vegetable combinations and potato products		311411-41	06/97	109.6	109.6	110.0	1.6	.4
Frozen vegetable combinations, (incl mixed with pasta, rice, and sauces)		311411-42	12/90	107.0	107.1	107.0	1.9	-.1
Frozen french-fried potatoes		311411-43	06/81	164.0	([3])	168.8	5.5	([3])
Other frozen potato products, including hashbrowns, patties, puffs etc.		311411-44	06/81	153.8	154.9	158.7	6.9	2.5
Secondary products and miscellaneous receipts		311411-SM						
Secondary products		311411-S	06/81	142.0	142.8	141.1	8.2	-1.2
Frozen specialty food manufacturing	311412		12/82	144.6	144.3	144.3	.5	0
Primary products		311412-P	12/82	147.5	147.4	147.5	.8	.1
Frozen dinners, entrees and side dishes		311412-1	12/82	144.2	144.0	144.1	.4	.1
Frozen pizza		311412-16	12/82	115.6	116.1	116.0	.1	-.1
Frozen nationality foods except pizza		311412-17	06/05	102.7	102.4	102.4	1.2	0
Other frozen dinners, entrees & side dishes		311412-18	06/05	99.7	99.4	99.6	.2	.2
Other frozen specialties, incl waffles, pancakes, french toast & whipped topping		311412-4	06/91	121.1	121.5	121.4	1.9	-.1
Secondary products and miscellaneous receipts		311412-SM						
Miscellaneous receipts		311412-M	12/98	123.3	123.2	([3])	([3])	([3])
Secondary products		311412-S	12/82	138.5	133.6	133.2	-4.2	-.3
Fruit & vegetable canning, pickling & drying	31142		12/03	107.3	107.9	108.3	3.4	.4
Fruit and vegetable canning	311421		06/81	155.5	156.3	157.5	3.4	.8
Primary products		311421-P	06/81	154.6	155.3	156.7	3.0	.9
Catsup and other canned tomato sauces, pastes, etc.		311421-D	06/81	153.4	155.0	154.9	3.9	-.1
Canned jams, jellies and preserves		311421-G	06/81	156.8	156.8	157.6	2.5	.5
Canned fruit juices, nectars and concentrates		311421-J	06/95	123.5	124.1	127.9	5.4	3.1
Fresh fruit juices and nectars, single strength		311421-N	06/95	110.0	111.3	116.3	7.4	4.5
Pickles and other pickled products		311421-Q	06/81	200.5	200.6	200.6	2.0	0
Canned fruits, except baby foods		311421-1	06/81	156.1	156.7	157.1	1.7	.3
Canned vegetables, except hominy and mushrooms		311421-4	06/81	146.7	146.6	146.6	.1	0
Secondary products and miscellaneous receipts		311421-SM						
Miscellaneous receipts		311421-M	06/81	114.3	([3])	([3])	([3])	([3])
Secondary products		311421-S	06/81	178.0	180.3	179.9	7.7	-.2
Specialty canning	311422		12/82	189.5	189.5	189.4	2.3	-.1
Primary products		311422-P	12/82	195.2	195.2	195.1	1.9	-.1
Canned baby foods, except cereal and biscuits		311422-1	12/82	238.3	238.3	238.3	([3])	0
Canned soups, except frozen or seafood		311422-2	12/82	245.5	245.6	245.6	1.2	0
Canned dry beans including baked		311422-3	12/82	136.8	136.7	136.2	4.0	-.4
Canned specialty foods		311422-4	12/82	136.0	136.0	136.0	0	0
Secondary products and miscellaneous receipts		311422-SM						
Secondary products		311422-S	12/82	162.8	162.8	162.8	2.7	0
Dried and dehydrated food manufacturing	311423		12/82	161.8	165.1	164.0	6.4	-.7
Primary products		311423-P	12/82	160.4	164.0	163.7	10.2	-.2
Soup mixes, including oriental, dried and dehydrated, and freeze-dried		311423-1	12/82	143.5	144.6	144.6	3.4	0
Dried and dehydrated fruits and vegetables (including freeze-dried)		311423-4	12/82	165.0	169.4	169.0	12.2	-.2
Secondary products and miscellaneous receipts		311423-SM						
Miscellaneous receipts		311423-M	09/86	([3])	([3])	176.7	-26.6	([3])

See footnotes at end of table.

Table 5. Producer price indexes for the net output of selected industries and their products, not seasonally adjusted —Continued

Industry and product[1]	Industry code	Product code	Index base	Index June 2006[2]	Index Sep. 2006[2]	Index Oct. 2006[2]	Percent change to Oct. 2006 from: Oct. 2005	Percent change to Oct. 2006 from: Sep. 2006
Dried and dehydrated food manufacturing—Continued								
Secondary products		311423-S	12/82	153.4	153.6	153.6	1.1	0.0
Dairy product mfg	3115		12/84	143.8	147.5	148.6	-2.6	.7
Dairy products mfg	31151		12/03	102.1	105.2	105.9	-3.3	.7
Fluid milk manufacturing	311511		12/82	159.1	161.3	165.7	-.4	2.7
Primary products		311511-P	12/82	153.2	154.8	159.8	-1.8	3.2
Yogurt, except frozen		311511-A	12/82	132.1	132.2	132.2	.8	0
Perishable dairy product substitutes incl flavored dips, coffee whiteners etc.		311511-D	12/91	126.4	126.4	126.4	5.0	0
Other packaged milk products, nec incl flavored milks, eggnog, buttermilk etc.		311511-G	12/91	142.9	142.2	145.2	-.7	2.1
Bulk fluid milk and cream		311511-1	12/91	107.2	111.3	113.3	-8.1	1.8
Packaged fluid milk and related products, incl. cartons, bottles, cans etc.		311511-4	12/82	162.6	164.1	170.7	-1.6	4.0
Fluid whole milk, packaged (including U.H.T.)		311511-41	12/82	155.2	157.0	164.2	-2.4	4.6
Reduced fat 2% milk, 1% lowfat milk, and 0.5% milk, packaged (including U.H.T.)		311511-42	12/82	174.4	175.9	183.5	-.4	4.3
Fat free or skim milk, packaged (including U.H.T.)		311511-43	12/82	179.6	180.9	187.7	1.3	3.8
Cream, half-and-half, and dairy-based whipped toppings		311511-44	06/98	119.4	119.8	121.9	-5.3	1.8
Cottage cheese (including farmer's cheese, pot cheese, and baker's cheese)		311511-7	12/82	169.1	170.1	170.9	-1.3	.5
Secondary products and miscellaneous receipts		311511-SM						
Miscellaneous receipts		311511-M	12/82	187.6	188.6	189.4	3.2	.4
Secondary products		311511-S	12/82	143.6	147.6	148.9	5.4	.9
Creamery butter manufacturing	311512		06/84	92.3	102.8	103.6	-15.2	.8
Primary products		311512-P	06/84	87.4	97.2	97.3	-19.6	.1
Creamery butter		311512-1	06/84	87.4	97.2	97.3	-19.6	.1
Secondary products and miscellaneous receipts		311512-SM						
Secondary products		311512-S	06/84	92.8	103.6	106.9	3.2	3.2
Cheese manufacturing	311513		06/81	131.3	136.4	133.9	-7.8	-1.8
Primary products		311513-P	06/81	125.9	131.2	127.5	-8.9	-2.8
Raw liquid whey		311513-A	12/04	99.4	107.7	131.9	.5	22.5
Natural cheese (cheddar, swiss, italian, brick, etc.) excl. cottage cheese		311513-1	06/81	118.2	123.5	119.3	-10.1	-3.4
Natural cheese, excl. low fat, shipped in consumer packages (3 lbs. or less)		311513-11	12/04	94.0	94.0	94.2	-3.1	.2
Natural cheese, excl. low fat, shipped in packages of more than 3 lbs. or bulk		311513-12	12/04	76.7	82.2	77.9	-13.4	-5.2
Low fat natural cheese, except cottage cheese, shipped in all sizes		311513-13	12/04	83.7	87.6	83.2	-12.5	-5.0
Processed cheese and related products		311513-4	06/81	134.0	139.2	135.9	-5.8	-2.4
Cheese substitutes and imitations		311513-7	12/04	98.2	98.2	98.1	-2.9	-.1
Secondary products and miscellaneous receipts		311513-SM						
Miscellaneous receipts		311513-M	06/81	145.5	154.0	155.8	-9.0	1.2
Secondary products		311513-S	06/81	133.1	134.8	137.8	-1.5	2.2
Dry, condensed, and evaporated dairy mfg	311514		12/83	147.9	154.2	155.7	1.8	1.0
Primary products		311514-P	12/83	165.1	172.6	174.8	4.0	1.3
Ice cream mixes and related products incl yogurt, ice milk, and milkshake mixes		311514-A	04/00	([3])	([3])	([3])	([3])	([3])
Dairy product substitutes, incl. dry coffee whiteners, and infants' formula etc.		311514-D	06/92	136.0	140.5	139.1	4.4	-1.0
Dry milk products and mixtures incl. ndm, and all feed grade dry milk		311514-1	12/83	143.3	151.8	157.9	7.8	4.0
Canned milk products, consumer cans incl evap. and condensed, excl. substitutes		311514-4	12/83	205.2	209.9	209.8	1.2	0
Concentrated milk products shipped in bulk (drums, tanks etc.) excl. substitutes		311514-7	12/83	119.6	131.5	130.8	-5.1	-.5
Secondary products and miscellaneous receipts		311514-SM						
Miscellaneous receipts		311514-M	12/83	132.2	131.6	131.9	-.6	.2
Secondary products		311514-S	12/83	95.1	99.1	98.7	-5.7	-.4
Ice cream and frozen dessert mfg	31152		12/03	106.7	106.7	107.3	2.2	.6
Ice cream and frozen desserts	311520		06/83	171.4	171.5	172.4	2.2	.5
Primary products		311520-P	06/83	173.5	173.7	174.6	2.2	.5
Ice cream and frozen desserts		311520-1	06/83	173.5	173.7	174.6	2.2	.5
Ice cream, excl. lowfat and nonfat incl custards, shipped bulk (3 gal or more)		311520-11	06/83	177.5	178.6	178.8	1.5	.1
Ice cream, excl. lowfat and nonfat, incl custards, (sizes less than 3 gal)		311520-12	06/83	180.9	180.7	182.4	2.8	.9
Novelty form ice cream, excluding lowfat and nonfat (including custards)		311520-13	06/92	125.4	125.4	125.8	2.6	.3
Lowfat and nonfat ice cream, including custards and novelty forms		311520-14	12/98	109.8	109.8	109.9	.2	.1
Other frozen desserts (yogurt, sherbet, water ices, mellorine, pudding etc.)		311520-15	12/98	115.5	116.2	116.2	1.2	0
Secondary products and miscellaneous receipts		311520-SM						
Miscellaneous receipts		311520-M	06/83	172.9	172.4	172.7	6.1	.2
Secondary products		311520-S	06/83	144.1	143.9	146.4	-2.4	1.7
Animal slaughtering & processing	31161		12/84	131.3	134.1	130.5	-3.8	-2.7

See footnotes at end of table.

Table 5. Producer price indexes for the net output of selected industries and their products, not seasonally adjusted —Continued

Industry and product[1]	Industry code	Product code	Index base	Index June 2006[2]	Index Sep. 2006[2]	Index Oct. 2006[2]	Percent change to Oct. 2006 from: Oct. 2005	Percent change to Oct. 2006 from: Sep. 2006
Animal (except poultry) slaughtering	311611		12/80	137.0	139.9	134.2	-3.2	-4.1
Primary products		311611-P	12/80	140.0	143.4	137.3	-3.0	-4.3
Fresh and frozen pork, not canned or made into sausage; mitse		311611-A	12/80	136.8	149.9	129.3	-4.6	-13.7
Lard; mitse		311611-D	12/80	178.1	278.2	270.2	23.7	-2.9
Pork, processed or cured, but not canned or made into sausage; mitse		311611-G	12/80	130.5	140.6	140.1	-.8	-.4
Sausages and similar products, but not canned; mitse		311611-J	12/80	139.8	142.0	141.6	0	-.3
Hides, skins, and pelts; mitse		311611-Q	12/80	169.3	168.1	170.1	6.7	1.2
Miscellaneous by-products of meat packing; mitse		311611-T	12/80	121.5	138.3	129.3	-4.4	-6.5
Fresh and frozen beef, not canned or made into sausage; mitse		311611-1	12/80	137.9	137.4	134.7	-3.6	-2.0
Whole or half carcass & primal beef cuts not canned or made into sausage; mitse		311611-11	12/80	143.2	148.0	147.6	3.9	-.3
Subprimal & fabricated beef cuts however packed incl. plastic lined boxes; mitse		311611-12	12/95	144.0	140.5	136.7	-6.8	-2.7
Fresh/frozen boneless beef incl hamburger, not canned/made into sausage; mitse		311611-13	12/80	99.2	97.6	94.0	-9.2	-3.7
Other fresh/frozen beef incl. corned or organ cuts, not canned or sausage; mitse		311611-14	12/80	99.9	112.7	115.5	18.5	2.5
Fresh and frozen lamb or mutton, not canned or made into sausage; mitse		311611-7	12/95	122.0	125.4	125.1	-.7	-.2
Secondary products and miscellaneous receipts		311611-SM						
Miscellaneous receipts		311611-M	06/01	111.8	110.6	111.9	.4	1.2
Secondary products		311611-S	12/80	66.4	61.4	58.6	-19.5	-4.6
Meat processed from carcasses	311612		12/82	137.5	139.9	138.3	.8	-1.1
Primary products		311612-P	12/82	133.2	135.9	134.0	-.1	-1.4
Other processed meats not made in meat packing plants, including boxed meats		311612-A	12/82	135.4	134.0	132.3	-3.1	-1.3
Frozen ground meat patties (processed, frozen, or cooked)		311612-A2	12/88	124.3	122.3	120.1	-4.9	-1.8
Frozen portion control meats (processed, frozen, or cooked)		311612-A3	12/88	127.1	126.9	126.9	-.6	0
Other processed, frozen, or cooked meats, not made in meat packing plants		311612-A4	12/88	121.3	120.1	118.4	-2.8	-1.4
Pork, processed or cured, including frozen not canned or made into sausage		311612-1	12/82	115.2	122.5	118.9	1.8	-2.9
Sausage and similar products, except canned, not made in meat packing plants		311612-4	12/82	142.6	146.3	145.5	2.2	-.5
Fresh sausage (pork sausage, breakfast links etc.), except canned		311612-41	12/82	154.9	164.2	162.0	8.1	-1.3
Dry or semidry sausage and similar products (pepperoni, summer sausage, etc.)		311612-42	12/82	132.1	138.0	137.7	4.1	-.2
Frankfurters, including wieners, except canned, not made in meat packing plants		311612-43	12/82	149.8	148.9	148.5	-1.0	-.3
Other sausage, smoked or cooked, and jellied goods and similar preparations		311612-44	12/82	136.8	140.0	139.5	1.1	-.4
Canned meats (except dog, cat, and baby food) containing 20 percent or more meat		311612-7	12/82	128.1	128.0	128.0	-1.8	0
Secondary products and miscellaneous receipts		311612-SM						
Miscellaneous receipts		311612-M	12/82	177.8	170.9	173.3	9.9	1.4
Secondary products		311612-S	12/82	140.9	147.8	146.1	4.0	-1.2
Rendering and meat byproduct processing	311613		12/82	107.1	110.3	115.2	-5.3	4.4
Primary products		311613-P	12/82	104.2	106.8	110.8	-6.8	3.7
Animal & marine grease, incl. lard, except canned		311613-1	12/82	107.5	118.9	126.1	-4.2	6.1
Animal and marine feed and fertilizer byproducts		311613-4	12/82	93.2	92.1	94.3	-8.3	2.4
Meat and bone meal feed and fertilizer byproducts		311613-41	12/82	77.3	70.9	71.8	-12.1	1.3
Other feed and fertilizer byproducts		311613-42	12/82	118.1	123.6	127.6	-5.3	3.2
Secondary products and miscellaneous receipts		311613-SM						
Miscellaneous receipts		311613-M	12/82	97.8	([3])	112.7	2.3	([3])
Secondary products		311613-S	12/82	145.2	([3])	([3])	([3])	([3])
Poultry processing	311615		12/81	124.9	128.4	125.6	-9.1	-2.2
Primary products		311615-P	12/81	126.1	129.8	126.9	-9.4	-2.2
Processed poultry & small game (has 20 percent or more poultry/meat) excl. soups		311615-D	12/81	132.3	131.6	135.3	2.3	2.8
Young chickens (usually under 20 weeks of age), whole or parts		311615-1	12/81	129.4	135.7	126.2	-16.5	-7.0
Bulk wet ice pack broilers and fryers		311615-1111	12/81	140.8	147.3	138.9	-18.6	-5.7
Bulk dry ice packed broilers and fryers, and roasters, and capons incl. frozen		311615-1221	12/81	113.0	118.9	109.7	-14.1	-7.7
Tray pack broilers and fryers (consumer packaged), chilled		311615-1331	12/81	107.7	113.8	106.7	-7.8	-6.2
Other broilers and fryers, including frozen		311615-1441	12/81	134.2	139.8	125.7	-22.5	-10.1
Turkeys (including frozen whole or parts)		311615-7	12/81	111.2	113.7	122.4	2.1	7.7
Secondary products and miscellaneous receipts		311615-SM						
Miscellaneous receipts		311615-M	12/81	([3])	([3])	([3])	([3])	([3])
Secondary products		311615-S	12/81	65.6	65.6	65.6	-6.0	0
Seafood product preparation & packaging	3117		12/03	106.9	106.8	107.0	-.6	.2
Seafood product preparation & packaging	31171		12/03	106.9	106.8	107.0	-.6	.2
Seafood canning	311711		12/84	120.9	118.9	125.0	10.0	5.1
Primary products		311711-P	12/84	125.0	123.6	129.0	10.4	4.4

See footnotes at end of table.

Table 5. Producer price indexes for the net output of selected industries and their products, not seasonally adjusted —Continued

Industry and product[1]	Industry code	Product code	Index base	Index			Percent change to Oct. 2006 from:	
				June 2006[2]	Sep. 2006[2]	Oct. 2006[2]	Oct. 2005	Sep. 2006
Seafood canning—Continued								
Canned & cured fish & seafoods, incl soup (except frozen)		311711-1	12/84	125.0	123.6	129.0	10.4	4.4
Secondary products and miscellaneous receipts		311711-SM						
Miscellaneous receipts		311711-M	06/97	94.6	([3])	([3])	([3])	([3])
Secondary products		311711-S	12/84	130.8	119.3	141.8	12.6	18.9
Fresh & frozen seafood processing	311712		12/82	171.0	171.2	170.6	-1.7	-.4
Primary products		311712-P	12/82	175.5	174.7	174.1	-2.2	-.3
Prepared fresh fish & other fresh seafood		311712-1	12/82	225.7	222.8	220.3	3.8	-1.1
Prepared frozen fish, excluding shellfish		311712-2	12/82	186.5	190.2	190.6	7.3	.2
Prepared frozen shellfish		311712-3	12/96	109.6	104.1	105.4	-19.6	1.2
Prepared frozen shrimp		311712-31	12/96	83.4	76.9	77.5	-16.7	.8
Other prepared frozen fish incl crabs, lobster tails, oysters & clams		311712-32	12/96	140.0	136.8	139.4	-21.9	1.9
Other prepared frozen seafoods, nec		311712-4	12/96	119.6	122.7	117.7	3.2	-4.1
Prepared frozen surimi and surimi-based products		311712-41	06/06	100.0	99.2	94.0	([3])	-5.2
Other fish & marine animal oil products, fresh or frozen		311712-42	06/06	100.0	113.9	112.7	([3])	-1.1
Secondary products & miscellaneous receipts		311712-SM						
Miscellaneous receipts		311712-M	12/82	([3])	139.6	139.7	3.4	.1
Secondary products		311712-S	12/82	100.9	103.1	100.9	-.9	-2.1
Bakeries & tortilla mfg	3118		12/03	105.1	105.3	106.1	2.9	.8
Bread & bakery product mfg	31181		12/03	106.3	106.7	107.4	3.1	.7
Retail bakeries	311811		12/03	106.3	106.3	106.3	2.5	0
Primary products		311811-P	12/99	118.7	118.7	118.7	2.4	0
Retail bakery products		311811-0	12/99	118.7	118.7	118.7	2.4	0
Commercial bakeries	311812		06/80	240.8	241.8	243.9	3.0	.9
Primary products		311812-P	06/80	245.3	246.8	249.2	4.3	1.0
Pies, except frozen, including fruit, cream and custard		311812-A	06/80	249.8	237.6	241.8	.5	1.8
Other sweet goods, except frozen, incl doughnuts, pastries, etc.		311812-D	06/80	232.8	233.3	236.4	3.6	1.3
Bread, including frozen		311812-1	06/80	254.8	256.2	258.8	4.2	1.0
Bread type rolls, muffins, bagels and croissants		311812-4	06/80	231.7	233.9	236.1	4.5	.9
Soft cakes, except frozen, incl fruit, pound, layer, etc.		311812-7	06/80	255.0	258.3	259.8	5.2	.6
Secondary products and miscellaneous receipts		311812-SM						
Miscellaneous receipts		311812-M	06/80	213.5	211.3	211.7	-6.0	.2
Secondary products		311812-S	06/80	182.8	182.8	182.9	1.1	.1
Frozen cakes, pies, & other pastries mfg	311813		06/91	135.1	135.2	135.6	4.9	.3
Primary products		311813-P	12/82	191.8	192.0	192.0	4.8	0
Frozen bakery products, incl. pies, cakes, sweet yeast goods, pastries, etc.		311813-1	12/82	191.8	192.0	192.0	4.8	0
Secondary products and miscellaneous receipts		311813-SM						
Secondary products		311813-S	06/91	122.3	122.3	125.3	4.9	2.5
Cookie, cracker & pasta mfg	31182		12/03	103.0	103.4	104.1	2.8	.7
Cookie and cracker manufacturing	311821		06/83	187.6	188.0	189.7	2.9	.9
Primary products		311821-P	06/83	190.5	191.0	191.8	2.6	.4
Crackers, soft pretzels, biscuits, and related products		311821-1	06/83	211.4	211.7	212.1	2.1	.2
Cookies, wafers, and ice cream cones and cups, except frozen		311821-4	06/83	174.9	175.6	176.7	3.0	.6
Secondary products and miscellaneous receipts		311821-SM						
Miscellaneous receipts		311821-M	06/83	158.4	([3])	165.3	5.4	([3])
Secondary products		311821-S	06/83	170.4	170.6	170.6	2.2	0
Flour mixes & dough mfg from purch flour	311822		06/85	138.8	139.9	140.6	3.5	.5
Primary products		311822-P	06/85	136.8	138.0	138.8	3.6	.6
Flour mixes & refrigerated & frozen doughs & batters not made in flour mills		311822-1	06/85	136.8	138.0	138.8	3.6	.6
Cake mixes, incl gingerbread, not made in flour mills		311822-11	06/92	109.9	109.9	110.1	.9	.2
Flour mixes & refrigerated & frozen dough & batter not made in flour mills		311822-12	06/85	128.7	130.1	130.8	3.5	.5
Secondary products and miscellaneous receipts		311822-SM						
Miscellaneous receipts		311822-M	06/85	([3])	173.7	173.7	([3])	0
Secondary products		311822-S	06/85	144.3	144.3	144.3	2.5	0
Dry pasta manufacturing	311823		06/85	127.5	127.5	127.8	.3	.2
Primary products		311823-P	06/85	128.4	128.4	128.9	.4	.4
Macaroni, spaghetti, vermicelli, and noodles		311823-3	06/85	128.4	128.4	128.9	.4	.4
Secondary products and miscellaneous receipts		311823-SM						
Miscellaneous receipts		311823-M	12/93	([3])	([3])	([3])	([3])	([3])
Tortilla mfg	31183		12/03	104.8	99.5	104.2	.9	4.7
Tortilla manufacturing	311830		12/03	104.8	99.4	104.2	.9	4.8
Primary products		311830-P	06/91	126.5	123.4	125.6	0	1.8
Tortillas, not frozen		311830-1	06/91	126.5	123.4	125.6	0	1.8
Other food manufacturing	3119		12/03	107.5	107.0	107.3	1.3	.3

See footnotes at end of table.

Table 5. Producer price indexes for the net output of selected industries and their products, not seasonally adjusted —Continued

Industry and product[1]	Industry code	Product code	Index base	Index June 2006[2]	Index Sep. 2006[2]	Index Oct. 2006[2]	Percent change to Oct. 2006 from: Oct. 2005	Percent change to Oct. 2006 from: Sep. 2006
Snack food mfg	31191		12/03	110.5	107.6	107.2	-1.7	-0.4
Roasted nuts & peanut butter mfg	311911		12/03	119.3	107.8	106.6	-17.4	-1.1
Primary products		311911-P	12/03	121.3	108.8	107.4	-18.7	-1.3
Nuts and seeds (salted, roasted, cooked, or blanched)		311911-1	06/91	163.5	142.4	140.1	-23.0	-1.6
Processed nuts, sold in bulk		311911-11	06/91	181.0	145.0	141.8	-32.7	-2.2
Canned nuts		311911-12	06/91	103.3	103.3	103.3	-.3	0
Other packaged nuts, and all seeds		311911-13	06/91	150.8	141.2	138.7	-14.4	-1.8
Peanut butter		311911-4	12/85	141.9	141.9	141.9	0	0
Secondary products and miscellaneous receipts		311911-SM						
Secondary products		311911-S	06/91	100.3	100.3	100.3	2.5	0
Other snack food manufacturing	311919		06/91	133.0	133.4	133.4	5.8	0
Primary products		311919-P	12/85	152.7	153.1	153.1	6.0	0
Potato chips and sticks, plain and flavored		311919-1	12/85	156.3	156.2	156.2	5.8	0
Corn chips and related products		311919-4	12/85	140.4	140.8	140.8	7.0	0
Corn curls and related products		311919-43	06/91	108.6	108.8	108.8	2.1	0
Corn and tortilla chips		311919-49	06/91	133.5	133.8	133.8	7.4	0
Other chips, sticks (hard pretzels, bacon rinds, popcorn (except candied), etc.)		311919-7	12/03	105.2	106.3	106.3	2.4	0
Secondary products and miscellaneous receipts		311919-SM						
Miscellaneous receipts		311919-M	06/91	139.2	140.5	140.5	.6	0
Secondary products		311919-S	06/91	119.9	121.3	([3])	([3])	([3])
Coffee & tea mfg	31192		12/03	117.1	116.9	119.8	3.5	2.5
Coffee and tea manufacturing	311920		06/81	163.8	163.6	167.6	3.5	2.4
Primary products		311920-P	06/81	155.4	155.1	159.3	3.3	2.7
Roasted coffee		311920-1	06/81	158.3	158.2	162.6	3.0	2.8
Whole bean roasted coffee		311920-11	06/81	200.2	199.9	200.3	1.5	.2
Ground roasted coffee		311920-19	06/81	153.7	153.6	158.7	3.3	3.3
Coffee, concentrated (including extracts or mixes)		311920-4	06/81	145.6	145.5	153.1	5.3	5.2
Tea in consumer packages		311920-7	12/85	123.6	122.9	122.9	3.5	0
Secondary products and miscellaneous receipts		311920-SM						
Miscellaneous receipts		311920-M	12/00	115.8	115.8	117.6	4.9	1.6
Secondary products		311920-S	06/81	278.6	278.6	278.6	4.5	0
Flavoring syrup & concentrate mfg	31193		12/03	106.6	106.6	106.6	2.2	0
Flavoring syrup and concentrate mfg	311930		12/85	158.1	158.1	158.1	2.1	0
Primary products		311930-P	12/85	164.6	164.6	164.6	2.2	0
Liquid beverage bases for use by soft drink bottlers		311930-4	12/85	189.0	189.0	189.0	4.4	0
Other flavoring agents (except chocolate syrup)		311930-7	12/85	129.6	129.6	([3])	([3])	([3])
Secondary products and miscellaneous receipts		311930-SM						
Miscellaneous receipts		311930-M	12/85	103.5	103.5	103.5	0	0
Seasoning & dressing mfg	31194		12/03	102.6	103.3	103.0	2.2	-.3
Mayonnaise, dressing, & other sauces mfg	311941		12/03	104.7	105.2	105.1	1.6	-.1
Primary products		311941-P	06/81	189.6	190.0	189.6	1.3	-.2
Vinegar and cider		311941-1	12/85	115.1	115.3	115.5	1.0	.2
Prepared sauces (except tomato)		311941-4	06/81	169.9	170.2	170.3	3.1	.1
Mayonnaise, salad dressings and sandwich spreads		311941-7	06/81	188.3	188.7	188.0	.4	-.4
Secondary products and miscellaneous receipts		311941-SM						
Miscellaneous receipts		311941-M	06/94	([3])	101.8	([3])	([3])	([3])
Secondary products		311941-S	06/81	152.5	154.4	155.1	2.7	.5
Spice and extracts manufacturing	311942		12/03	99.5	100.5	99.9	2.9	-.6
Primary products		311942-P	12/03	98.2	99.3	98.7	2.3	-.6
Table salt, pepper and other spices		311942-1	06/85	146.2	146.4	146.4	4.2	0
Flavoring extracts, emulsions, and other liquid flavors		311942-4	12/85	133.1	132.9	133.1	-2.1	.2
Dry mix food preparations, incl. dip, salad dressing and seasoning mixes		311942-7	06/91	121.8	125.3	123.2	2.9	-1.7
Secondary products and miscellaneous receipts		311942-SM						
Miscellaneous receipts		311942-M	12/03	113.9	113.9	113.9	12.1	0
All other food mfg	31199		12/03	102.9	104.0	104.3	3.1	.3
Perishable prepared food manufacturing	311991		12/03	104.2	109.2	108.2	4.1	-.9
Primary products		311991-P	12/85	155.3	161.8	161.3	4.0	-.3
Perishable prepared food sold in bulk or pakages, not frozen or canned		311991-1	12/85	155.3	161.8	161.3	4.0	-.3
Salads		311991-1111	12/01	106.9	121.3	116.5	9.7	-4.0
Sandwiches made from bread		311991-1221	12/01	117.8	118.2	117.8	4.2	-.3
Vegetables and potatoes, peeled or cut for the trade		311991-1331	12/01	118.3	123.3	129.5	7.5	5.0
Tamales and other Mexican food specialties		311991-1441	12/01	106.0	106.2	106.0	0	-.2
Other perishable prepared food, including tofu, pizza, and meat pies		311991-1591	12/01	101.6	101.9	101.9	-.1	0
Secondary products and miscellaneous receipts		311991-SM						
Miscellaneous receipts		311991-M	12/03	112.9	125.5	114.9	7.4	-8.4

See footnotes at end of table.

Table 5. Producer price indexes for the net output of selected industries and their products, not seasonally adjusted —Continued

Industry and product[1]	Industry code	Product code	Index base	Index			Percent change to Oct. 2006 from:	
				June 2006[2]	Sep. 2006[2]	Oct. 2006[2]	Oct. 2005	Sep. 2006
Perishable prepared food manufacturing—Continued								
Secondary products		311991-S	12/03	99.4	104.0	104.4	2.6	0.4
All other miscellaneous food mfg	311999		12/03	102.5	102.2	103.1	2.8	.9
Primary products		311999-P	12/03	102.1	101.7	102.4	2.5	.7
Macaroni & noodle products packaged with other ingredients not canned or frozen		311999-A	06/98	115.2	115.2	115.2	7.5	0
Dried & dehydrated products, except pasta, packaged with other ingredients		311999-D	12/03	102.5	102.5	102.5	1.7	0
Liquid, dried, and frozen eggs		311999-G	12/81	101.3	99.1	99.7	-.8	.6
Flavoring powders, tablets, and paste, including dry mix cocktails		311999-J	12/03	102.5	102.5	105.1	5.1	2.5
Other food preparations, not elsewhere classified		311999-N	12/85	155.3	155.7	155.8	1.2	.1
Desserts (ready-to-mix)		311999-1	01/02	115.2	115.2	115.2	3.1	0
Sweetening syrups and molasses		311999-4	12/85	144.4	144.4	151.2	8.2	4.7
Secondary products and miscellaneous receipts		311999-SM						
Miscellaneous receipts		311999-M	12/03	106.9	107.0	110.8	9.1	3.6
Secondary products		311999-S	12/03	103.6	103.6	104.2	1.1	.6
Beverage & tobacco mfg	312		12/03	106.9	106.3	105.9	.7	-.4
Beverage mfg	3121		12/84	154.6	153.1	152.3	.8	-.5
Soft drink & ice mfg	31211		12/03	107.8	107.9	106.7	1.9	-1.1
Soft drinks manufacturing	312111		06/81	174.6	174.9	172.9	1.9	-1.1
Primary products		312111-P	06/81	174.6	174.6	172.5	1.8	-1.2
Noncarbonated soft drinks, incl fruit drinks, cocktails and ades		312111-A	12/00	110.8	111.3	112.4	5.1	1.0
Bottled carbonated soft drinks		312111-1	12/96	130.1	132.2	133.0	4.0	.6
Canned carbonated soft drinks		312111-4	12/96	117.4	115.7	111.1	-1.9	-4.0
Soft drink flavoring syrup sold in bulk		312111-7	06/89	195.5	195.2	196.2	5.3	.5
Secondary products and miscellaneous receipts		312111-SM						
Miscellaneous receipts		312111-M	06/81	172.0	173.5	173.6	2.6	.1
Secondary products		312111-S	06/81	208.1	212.7	206.8	5.0	-2.8
Bottled water manufacturing	312112		12/03	102.4	101.0	101.2	-1.6	.2
Primary products		312112-P	12/03	103.0	101.3	101.4	-2.0	.1
Bottled water		312112-1	12/00	101.1	99.4	99.6	-2.0	.2
Ice mfg	312113		12/85	175.9	174.6	175.9	4.9	.7
Primary products		312113-P	12/85	167.4	166.1	167.4	5.1	.8
Ice manufacturing		312113-01	12/03	112.1	111.3	112.1	5.1	.7
Secondary products and miscellaneous receipts		312113-SM						
Miscellaneous receipts		312113-M	08/98	103.4	103.4	103.4	0	0
Breweries	31212		12/03	106.9	102.8	103.0	-2.8	.2
Breweries	312120		06/82	160.3	154.3	154.4	-2.9	.1
Primary products		312120-P	06/82	160.4	154.3	154.5	-2.9	.1
Canned beer and ale case goods		312120-1	06/82	173.0	161.9	161.9	-6.0	0
Bottled beer and ale case goods		312120-2	06/82	136.1	135.6	136.1	1.3	.4
Beer and ale in barrels and kegs		312120-3	06/82	186.2	186.4	186.2	2.2	-.1
All other malt beverages and brewing products		312120-4	06/82	178.8	178.9	178.8	2.0	-.1
Secondary products and miscellaneous receipts		312120-SM						
Miscellaneous receipts		312120-M	12/02	101.6	([3])	101.6	1.8	([3])
Wineries	31213		12/03	110.3	111.3	111.9	6.5	.5
Wineries	312130		12/83	153.2	154.7	155.5	6.5	.5
Primary products		312130-P	12/83	157.0	158.4	159.1	6.5	.4
Wines, brandy, and brandy spirits		312130-1	12/98	112.1	113.1	113.6	6.6	.4
White grape wines, 14 percent or less		312130-11	12/83	134.6	135.5	137.5	4.6	1.5
Red grape wines, 14 percent or less		312130-12	12/83	190.0	192.5	192.2	2.7	-.2
Other wines, brandy and brandy spirits		312130-17	06/06	100.0	100.8	100.5	([3])	-.3
Secondary products and miscellaneous receipts		312130-SM						
Miscellaneous receipts		312130-M	12/91	130.7	133.6	130.6	.3	-2.2
Secondary products		312130-S	12/83	150.1	([3])	167.0	11.5	([3])
Distilleries	31214		12/03	101.5	102.5	102.5	1.8	0
Distilleries	312140		06/83	167.1	168.6	168.8	1.9	.1
Primary products		312140-P	06/83	162.2	164.1	164.2	2.0	.1
Bottled liquor, except brandy		312140-4	06/83	176.5	178.4	178.4	1.5	0
Secondary products and miscellaneous receipts		312140-SM						
Secondary products		312140-S	12/97	103.4	([3])	103.3	2.9	([3])
Tobacco mfg	3122		12/84	403.7	404.5	404.2	.5	-.1
Tobacco stemming & redrying	31221		06/84	105.3	113.9	109.4	-8.8	-4.0

See footnotes at end of table.

Table 5. Producer price indexes for the net output of selected industries and their products, not seasonally adjusted —Continued

Industry and product[1]	Industry code	Product code	Index base	Index June 2006[2]	Index Sep. 2006[2]	Index Oct. 2006[2]	Percent change to Oct. 2006 from: Oct. 2005	Percent change to Oct. 2006 from: Sep. 2006
Tobacco stemming and redrying	312210		06/84	105.3	113.9	109.4	-8.8	-4.0
Primary products		312210-P	06/84	101.2	109.4	105.0	-8.9	-4.0
Unstemmed leaf tobacco, redried before packing		312210-1	12/03	104.5	103.8	104.5	-.1	.7
Tobacco, stemmed		312210-4	06/84	95.1	103.3	98.9	-9.3	-4.3
Tobacco product mfg	31222		12/82	440.4	440.5	440.5	.7	0
Cigarettes	312221		12/82	440.3	440.3	440.3	.5	0
Primary products		312221-P	12/82	451.1	451.1	451.1	.5	0
Cigarettes		312221-2	12/04	105.7	105.7	105.7	.6	0
Other tobacco product manufacturing	312229		12/03	106.9	107.7	107.7	3.7	0
Primary products		312229-P	12/03	107.8	108.6	108.6	3.9	0
Cigars		312229-1	12/82	334.7	345.9	345.8	5.1	0
Chewing and smoking tobacco		312229-4	12/82	432.0	432.0	432.0	4.0	0
Smoking tobacco		312229-41	12/05	104.0	104.0	104.0	([3])	0
Looseleaf chewing tobacco, snuff, and all other chewing tobacco		312229-42	12/05	101.6	101.6	101.6	([3])	0
Secondary products and miscellaneous receipts		312229-SM						
Textile mills	313		12/03	106.6	107.2	107.2	2.5	0
Fiber, yarn & thread mills	3131		12/84	110.8	112.4	112.4	1.7	0
Fiber, yarn & thread mills	31311		12/84	110.8	112.4	112.4	1.7	0
Yarn spinning mills	313111		12/82	98.4	98.7	99.5	1.5	.8
Primary products		313111-P	12/82	98.1	98.3	99.1	1.4	.8
Scouring and combing mill products		313111-C	12/03	101.0	103.0	103.0	1.0	0
Carded cotton yarns		313111-1	12/82	74.0	74.1	74.5	-.7	.5
Combed cotton yarns		313111-3	12/82	93.7	94.6	94.7	5.1	.1
Spun noncellulosic fiber and silk yarns		313111-7	12/96	107.1	107.2	108.8	2.9	1.5
Polyester spun yarn		313111-7551	12/96	104.0	([3])	105.4	3.5	([3])
All other spun noncellulosic fiber and silk yarns		313111-7661	12/96	107.2	108.9	109.1	2.3	.2
Wool yarns		313111-9	12/96	115.0	115.3	115.2	.6	-.1
Secondary products and miscellaneous receipts		313111-SM						
Yarn texturing, throwing, & twisting mills	313112		12/82	137.1	142.4	140.2	1.5	-1.5
Primary products		313112-P	12/82	137.5	142.9	140.9	1.8	-1.4
Thrown filament yarns, except textured		313112-3	12/82	132.1	([3])	132.1	0	([3])
Textured, crimped, or bulked filament yarns, made from purchased yarn		313112-5	12/82	141.2	148.7	146.1	2.5	-1.7
Commission receipts for throwing or texturing of filament yarns		313112-7	12/82	120.4	120.4	120.4	3.7	0
Secondary products and miscellaneous receipts		313112-SM						
Secondary products		313112-S	12/88	117.9	([3])	118.0	-1.2	([3])
Thread mills	313113		12/03	115.4	115.9	115.9	4.4	0
Primary products		313113-P	06/84	175.1	175.8	175.8	4.5	0
Thread		313113-1	12/00	117.1	117.6	117.6	4.5	0
Secondary products and miscellaneous receipts		313113-SM						
Miscellaneous receipts		313113-M	06/96	([3])	([3])	([3])	([3])	([3])
Fabric mills	3132		12/03	105.9	106.4	105.7	2.1	-.7
Broadwoven fabric mills	31321		12/03	106.6	107.4	106.5	2.8	-.8
Broadwoven fabric mills	313210		12/03	106.6	107.4	106.5	2.8	-.8
Primary products		313210-P	12/03	105.6	106.4	105.5	2.7	-.8
Cotton towels and washcloths, made in weaving mills		313210-B	06/87	141.3	([3])	([3])	([3])	([3])
Fabricated cotton textile products exc towels/washcloths, made in weaving mills		313210-C	12/97	83.0	83.0	([3])	([3])	([3])
Manmade fiber broadwoven fabrics, comb. of spun/filament yarns, gray goods		313210-D	04/85	108.3	108.5	108.5	11.7	0
Manmade fiber broadwoven fabrics, rayon/acetate/lyocell filament yarns, gray		313210-E	12/04	121.8	([3])	121.8	12.7	([3])
Manmade fiber broadwoven fabrics, other filament yarns, gray		313210-G	06/81	130.5	129.4	129.2	5.5	-.2
Manmade fiber broadwoven plain weave fabrics, 85% or more spun yarns, gray		313210-H	06/87	83.7	83.7	83.7	3.0	0
Manmade fiber broadwoven twill fabrics, 85% or more spun yarns, gray		313210-J	06/87	105.7	104.4	105.3	-3.2	.9
Finished manmade fiber and silk broadwoven fabrics, finished in weaving mills		313210-K	06/81	129.8	130.7	130.9	.2	.2
Other broadwoven fabrics of manmade, silk, or natural fiber exc. cotton, gray		313210-N	12/04	([3])	([3])	([3])	([3])	([3])
Fabricated manmade fiber and silk textile products, except sheet and pillowcases		313210-R	12/03	105.0	105.6	105.6	5.2	0
Finished wool broadwoven fabrics and felts, finished in weaving mills		313210-U	06/85	125.4	125.4	126.5	3.2	.9
Cotton broadwoven plain weave fabrics, exc. pile, gray goods		313210-1	06/87	109.1	109.3	108.8	.9	-.5
Cotton broadwoven twill weave fabrics, exc. pile, gray goods		313210-3	06/87	94.0	([3])	94.0	-2.2	([3])
Finished cotton broadwoven fabrics, finished in weaving mills		313210-9	12/80	105.8	107.8	104.2	-1.6	-3.3
Secondary products and miscellaneous receipts		313210-SM						
Miscellaneous receipts		313210-M	12/04	102.5	([3])	([3])	([3])	([3])

See footnotes at end of table.

Table 5. Producer price indexes for the net output of selected industries and their products, not seasonally adjusted —Continued

Industry and product[1]	Industry code	Product code	Index base	Index June 2006[2]	Index Sep. 2006[2]	Index Oct. 2006[2]	Percent change to Oct. 2006 from: Oct. 2005	Percent change to Oct. 2006 from: Sep. 2006
Broadwoven fabric mills—Continued								
Secondary products		313210-S	12/03	125.3	125.3	125.3	3.7	0.0
Narrow fabric mills & schiffli mach embroidery	31322		06/84	131.7	131.9	132.0	1.7	.1
Narrow fabric mills	313221		06/84	133.1	133.3	133.3	1.9	0
Primary Products		313221-P	06/84	134.3	134.6	134.6	2.0	0
Woven narrow fabrics (12 inches or less in width)		313221-1	06/84	132.8	133.0	133.0	.8	0
Braided narrow fabrics (12 inches or less in width)		313221-3	06/84	154.2	154.5	154.5	9.0	0
Secondary products and miscellaneous receipts		313221-SM						
Secondary products		313221-S	06/84	119.5	119.8	120.1	1.7	.3
Schiffli machine embroidery	313222		06/85	144.0	144.0	144.0	0	0
Primary products		313222-P	06/85	143.7	143.7	143.7	0	0
Schiffli machine embroideries		313222-1	06/85	143.7	143.7	143.7	0	0
Secondary products and miscellaneous receipts		313222-SM						
Secondary products		313222-S	06/03	100.0	([3])	([3])	([3])	([3])
Nonwoven fabric mills	31323		12/03	108.6	108.6	108.1	2.3	-.5
Nonwoven fabric mills	313230		12/85	129.8	129.7	129.2	2.2	-.4
Primary products		313230-P	12/85	130.6	130.5	129.9	2.4	-.5
Nonwoven fabrics		313230-1	12/85	131.4	131.3	131.1	2.7	-.2
Nonwoven fabrics, wet laid		313230-1131	12/85	155.1	153.8	152.9	.3	-.6
Nonwoven fabrics, except wet laid		313230-1191	12/85	120.1	120.2	120.2	3.3	0
Pressed, punched, or needled felts (except hats)		313230-5	12/85	126.2	126.2	123.6	1.2	-2.1
Secondary products and miscellaneous receipts		313230-SM						
Miscellaneous receipts		313230-M	10/97	106.3	([3])	([3])	([3])	([3])
Knit fabric mills	31324		12/03	101.7	101.6	101.4	.2	-.2
Weft knit fabric mills	313241		12/03	101.6	101.1	101.0	-.2	-.1
Primary products		313241-P	06/81	95.1	94.7	94.6	-.2	-.1
Weft (circular) knit fabrics greige goods, except hoisery		313241-1	06/81	108.4	108.4	108.3	0	-.1
Finished weft (circular) knit fabrics, except hoisery, finished in knitting mill		313241-3	12/94	86.1	85.3	85.2	-.5	-.1
Contract and commission receipts for knitting/finishing weft knit fabrics		313241-5	06/81	104.8	104.8	104.8	0	0
Secondary products and miscellaneous receipts		313241-SM						
Secondary products		313241-S	06/01	96.4	([3])	96.4	0	([3])
Other knit fabric & lace mills	313249		12/03	101.9	102.1	101.9	.7	-.2
Primary products		313249-P	06/81	122.8	123.2	122.9	.9	-.2
Finished warp knit fabrics, finished in knitting mills		313249-3	12/03	102.5	102.5	102.5	1.0	0
Nonapparel knit end products made in knitting mills, including towels/washcloths		313249-9	12/03	108.1	([3])	108.4	.3	([3])
Textile fabric finishing/fabric coating mills	3133		12/03	106.5	106.9	108.1	3.7	1.1
Textile & fabric finishing mills	31331		12/03	104.9	105.3	106.8	2.9	1.4
Broadwoven fabric finishing mills	313311		12/03	106.6	106.7	109.2	4.1	2.3
Primary products		313311-P	12/03	106.9	107.0	109.5	4.2	2.3
Finished cotton broadwoven fabrics (not finished in weaving mills)		313311-1	06/84	128.2	125.7	125.7	-1.1	0
Job or commission finishing of cotton broadwoven fabrics		313311-3	06/84	165.6	166.1	166.1	2.6	0
Finished manmade fiber & silk broadwoven fabrics (not finished in weaving mills)		313311-5	06/84	143.7	143.5	151.4	6.9	5.5
Job or commission finishing of manmade fiber and silk broadwoven fabrics		313311-7	06/84	130.6	136.4	137.5	7.8	.8
Secondary products and miscellaneous receipts		313311-SM						
Textile/fabric finishing (exc broadwoven) mills	313312		12/03	101.6	102.2	101.8	.4	-.4
Primary products		313312-P	12/03	101.8	102.5	102.5	.7	0
Finished fabrics (except broadwoven) and other finished textiles		313312-1	12/03	101.8	102.5	102.5	.7	0
Fabric coating mills	31332		12/03	114.3	115.3	115.0	8.0	-.3
Fabric coating mills	313320		06/85	161.3	162.8	162.4	8.0	-.2
Primary products		313320-P	06/85	158.9	159.6	159.7	7.5	.1
Vinyl coated fabrics, including expanded vinyl coated		313320-1	06/85	156.7	157.7	157.7	5.0	0
Rubber coated fabrics		313320-3	12/03	([3])	105.4	105.4	([3])	0
Other coated or laminated fabrics and coated yarns, not rubberized		313320-5	06/06	100.0	100.3	100.4	([3])	.1
Pyroxylin and polyurethane coated fabrics		313320-51	06/85	170.4	([3])	([3])	([3])	([3])
Other coated or laminated fabrics, excluding rubberized fabrics		313320-52	06/85	166.9	([3])	([3])	([3])	([3])
Secondary products and miscellaneous receipts		313320-SM						
Miscellaneous receipts		313320-M	12/92	([3])	([3])	159.2	([3])	([3])
Secondary products		313320-S	06/85	148.3	([3])	154.4	14.1	([3])
Textile product mills	314		12/03	107.7	108.4	108.7	2.6	.3

See footnotes at end of table.

Table 5. Producer price indexes for the net output of selected industries and their products, not seasonally adjusted —Continued

Industry and product[1]	Industry code	Product code	Index base	Index			Percent change to Oct. 2006 from:	
				June 2006[2]	Sep. 2006[2]	Oct. 2006[2]	Oct. 2005	Sep. 2006
Textile furnishings mills	3141		12/03	107.7	108.3	108.8	3.0	0.5
Carpet & rug mills	31411		12/84	138.5	139.5	140.5	4.7	.7
Carpet & rug mills	314110		06/90	126.8	127.7	128.5	4.6	.6
Primary products		314110-P	06/90	127.6	128.6	129.5	4.9	.7
Woven carpets and rugs		314110-1	06/85	160.5	160.7	161.5	3.9	.5
Tufted carpets and rugs		314110-2	12/79	177.4	178.8	179.6	4.8	.4
Carpets, rugs, and mats, nec		314110-5	06/85	([3])	([3])	([3])	([3])	([3])
Secondary products and miscellaneous receipts		314110-SM						
Secondary products		314110-S	08/05	99.5	([3])	([3])	([3])	([3])
Curtain & linen mills	31412		12/03	100.1	100.3	100.5	.7	.2
Curtain and drapery mills	314121		06/84	157.2	157.2	157.2	1.3	0
Primary products		314121-P	06/84	149.4	149.4	149.4	1.4	0
Curtains and draperies		314121-1	06/84	149.4	149.4	149.4	1.4	0
Secondary products and miscellaneous receipts		314121-SM						
Miscellaneous receipts		314121-M	06/05	101.2	101.2	101.2	.9	0
Secondary products		314121-S	06/84	163.6	163.6	163.6	.4	0
Other household textile product mills	314129		06/83	115.8	116.2	116.4	.4	.2
Primary products		314129-P	06/83	112.1	112.5	112.9	1.1	.4
Bedspreads and bedsets		314129-1	06/83	105.7	105.7	105.7	1.2	0
Sheets and pillowcases		314129-3	06/83	103.5	103.5	103.5	.1	0
Other household textile products		314129-7	06/83	117.4	117.6	118.1	1.1	.4
Secondary products and miscellaneous receipts		314129-SM						
Miscellaneous receipts		314129-M	06/83	141.3	141.3	141.3	0	0
Secondary products		314129-S	06/83	143.2	143.2	143.2	-7.0	0
Other textile product mills	3149		12/03	107.5	108.5	108.5	1.8	0
Textile bag & canvas mills	31491		12/03	106.3	108.1	109.2	3.0	1.0
Textile bag mills	314911		12/85	148.1	148.1	148.2	.2	.1
Primary products		314911-P	12/85	141.9	141.9	142.0	-.2	.1
Textile bags		314911-0	12/03	108.8	108.9	108.9	-.2	0
Duffle bags and knapsacks, all materials		314911-01	12/02	102.6	102.6	102.8	2.3	.2
All other textile bags		314911-02	12/85	149.8	149.8	149.8	-.8	0
Secondary products and miscellaneous receipts		314911-SM						
Miscellaneous receipts		314911-M	12/02	111.6	([3])	([3])	([3])	([3])
Secondary products		314911-S	12/85	184.1	([3])	184.1	0	([3])
Canvas & related product mills	314912		12/85	214.9	220.5	224.2	4.6	1.7
Primary products		314912-P	12/85	220.3	226.2	230.0	5.1	1.7
Canvas and related products		314912-1	06/03	105.2	108.0	109.8	5.0	1.7
Secondary products and miscellaneous receipts		314912-SM						
Miscellaneous receipts		314912-M	06/03	99.6	99.6	103.3	-.3	3.7
Secondary products		314912-S	12/85	170.4	177.6	175.7	.3	-1.1
All other textile product mills	31499		12/03	107.9	108.7	108.3	1.5	-.4
Rope, cordage, and twine mills	314991		06/85	154.2	157.6	154.9	-3.3	-1.7
Primary products		314991-P	06/85	154.7	158.1	155.1	.3	-1.9
Cordage and twine, soft fiber (except cotton)		314991-3	06/85	129.1	132.5	129.9	.1	-2.0
Cotton cordage and twine		314991-5	06/85	94.3	94.3	94.3	1.9	0
Secondary products and miscellaneous receipts		314991-SM						
Miscellaneous receipts		314991-M	12/93	123.8	126.4	125.1	-16.1	-1.0
Tire cord & tire fabric mills	314992		06/84	125.9	126.5	125.9	5.5	-.5
Primary products		314992-P	06/84	126.6	127.2	126.7	5.8	-.4
Tire cord and tire fabrics		314992-1	06/84	126.6	127.2	126.7	5.8	-.4
All other miscellaneous textile product mills	314999		12/03	105.9	106.4	106.3	1.2	-.1
Primary products		314999-P	12/03	105.7	106.3	106.1	1.0	-.2
Recovered fibers, processed mill waste, and related products		314999-1	12/85	186.4	189.3	185.9	-3.1	-1.8
Paddings & upholstery filling, batting & wadding (except foam rubber & plastics)		314999-3	12/85	130.0	132.9	133.6	1.4	.5
Embroideries (except Schiffli machine products)		314999-5	12/85	151.6	151.1	151.2	1.5	.1
Other trimmings and findings		314999-7	12/03	102.6	104.5	103.6	1.0	-.9
Fabricated textile products, nec		314999-9	12/03	103.6	103.7	103.7	1.7	0
Secondary products and miscellaneous receipts		314999-SM						
Miscellaneous receipts		314999-M	12/03	112.4	112.9	112.6	4.2	-.3
Secondary products		314999-S	12/03	102.9	102.9	102.9	.9	0
Apparel Manufacturing	315		12/03	100.4	100.7	100.7	.8	0

See footnotes at end of table.

Table 5. Producer price indexes for the net output of selected industries and their products, not seasonally adjusted —Continued

Industry and product[1]	Industry code	Product code	Index base	Index June 2006[2]	Index Sep. 2006[2]	Index Oct. 2006[2]	Percent change to Oct. 2006 from: Oct. 2005	Percent change to Oct. 2006 from: Sep. 2006
Apparel knitting mills	3151		12/84	110.6	110.6	110.7	1.6	0.1
Hosiery & sock mills	31511		12/84	112.4	112.3	112.3	1.6	0
Sheer hosiery mills	315111		06/84	134.5	134.5	134.2	2.5	-.2
Primary products		315111-P	06/84	135.1	135.1	134.8	2.7	-.2
Women's, misses', and girls' finished hosiery		315111-1	12/02	102.4	101.8	101.6	3.6	-.2
Women's, misses', and girls' finished pantyhose, sheer, incl. tights, all needle		315111-3	06/84	126.8	127.0	126.7	2.6	-.2
Sheer hosiery (except socks) shipped in the greige		315111-5	12/02	([3])	([3])	([3])	([3])	([3])
Secondary products and miscellaneous receipts		315111-SM						
Secondary products		315111-S	06/84	123.3	123.3	123.3	0	0
Other hosiery & sock mills	315119		06/84	129.2	129.1	129.2	1.2	.1
Primary products		315119-P	06/84	127.7	127.7	127.8	.9	.1
Men's finished seamless hosiery and socks, sizes 10 and up		315119-1	06/84	149.8	149.8	149.7	1.3	-.1
All other finished hosiery, other than sheer		315119-3	06/84	107.4	107.3	107.3	.2	0
Seamless hosiery shipped in the greige		315119-5	06/84	100.2	99.8	101.0	1.0	1.2
Secondary products and miscellaneous receipts		315119-SM						
Outerwear knitting mills	315191		12/84	102.7	102.7	102.7	1.6	0
Primary products		315191-P	12/84	97.3	97.4	97.4	1.5	0
Girls', little boys', & infants' knit shirts & blouses, made in knitting mills		315191-A	12/97	62.7	62.7	([3])	([3])	([3])
All other knit outerwear products		315191-C	12/84	99.3	99.5	99.5	4.4	0
Contract & commission receipts for knitting or knitting/finishing outerwear		315191-E	06/05	100.1	([3])	100.1	-2.4	([3])
Knit gloves and mittens, incl fabric/leather comb., made in knitting mills		315191-G	12/85	116.2	([3])	116.2	-3.1	([3])
Men's and junior boys' sweaters, made in knitting mills		315191-1	12/84	130.5	131.0	131.0	1.6	0
Women's, misses', and juniors' sweaters, made in knitting mills		315191-3	12/84	86.8	86.8	86.8	4.3	0
Men's and junior boys' knit shirts, made in knitting mills		315191-7	12/84	98.7	98.7	([3])	([3])	([3])
Women's, misses', and juniors' knit shirts and blouses, made in knitting mills		315191-9	12/97	95.7	95.7	95.7	8.3	0
Secondary products and miscellaneous receipts		315191-SM						
Secondary products		315191-S	12/84	138.8	([3])	138.8	2.7	([3])
Underwear & nightwear knitting mills	315192		06/82	126.7	126.7	129.0	.3	1.8
Primary products		315192-P	06/82	125.5	125.5	128.1	.3	2.1
Men's and junior boys' knit underwear and nightwear		315192-1	06/82	114.1	([3])	([3])	([3])	([3])
Women's/misses'/juniors'/girls'/little boys'/infants' knit underwear & nightwear		315192-3	06/82	139.8	139.8	139.8	0	0
Secondary products and miscellaneous receipts		315192-SM						
Cut & sew apparel mfg	3152		12/03	100.5	100.8	100.8	.6	0
Cut & sew apparel contractors	31521		12/03	105.9	105.9	106.0	2.1	.1
Men's/boys' cut & sew apparel contractors	315211		12/03	110.5	110.5	111.0	4.1	.5
Primary Products		315211-P	12/03	111.1	111.1	111.7	4.4	.5
Contract men's and boys' cut and sew apparel		315211-A	12/03	111.1	111.1	111.7	4.4	.5
Secondary products and miscellaneous receipts		315211-SM						
Secondary Products		315211-S	12/03	100.0	([3])	100.0	0	([3])
Women's/girls'/infants' cut/sew apparel contr	315212		12/03	104.1	104.1	104.1	1.4	0
Primary products		315212-P	12/03	104.3	104.3	104.3	1.5	0
Receipts for contract/commission work on women's, girls', and infants' apparel		315212-A	12/03	104.3	104.3	104.3	1.5	0
Secondary products and miscellaneous receipts		315212-SM						
Secondary products		315212-S	12/03	100.1	100.1	([3])	([3])	([3])
Men's/boys' cut & sew apparel mfg	31522		12/03	97.8	98.1	97.8	.3	-.3
Men's/boys' cut & sew underwear/nightwear mfg	315221		12/03	104.9	104.9	104.9	2.0	0
Primary products		315221-P	12/03	104.5	104.5	104.5	1.0	0
Men's, junior boys', and little boys' underwear		315221-1	12/03	104.7	([3])	104.7	1.0	([3])
Secondary products and miscellaneous receipts		315221-SM						
Secondary products		315221-S	12/03	105.9	105.9	105.9	5.2	0
Men's/boys' cut & sew suit, coat/overcoat mfg	315222		12/80	164.9	164.7	163.9	-1.0	-.5
Primary Products		315222-P	12/80	163.0	162.7	163.0	-.4	.2
Men's, junior boys', and little boys' suits, including uniforms		315222-1	06/02	98.6	98.4	99.4	.2	1.0
Men's and junior boys' overcoats, topcoats, and tailored car and suburban coats		315222-3	06/02	([3])	([3])	([3])	([3])	([3])
Men's and junior boys' tailored dress and sport coats		315222-5	06/02	98.9	98.7	97.9	-1.2	-.8
Secondary products and miscellaneous receipts		315222-SM						
Secondary products		315222-S	12/80	185.9	186.0	179.6	-3.5	-3.4
Men's & boys' shirt, exc work shirt, mfg	315223		06/83	112.8	114.0	113.3	.2	-.6
Primary products		315223-P	06/83	110.1	111.8	110.8	-.6	-.9
Men's, junior boys', and little boys' knit shirts, dress and sport shirts		315223-1	06/83	89.9	89.9	89.9	-2.4	0

See footnotes at end of table.

Table 5. Producer price indexes for the net output of selected industries and their products, not seasonally adjusted —Continued

Industry and product[1]	Industry code	Product code	Index base	Index June 2006[2]	Index Sep. 2006[2]	Index Oct. 2006[2]	Percent change to Oct. 2006 from: Oct. 2005	Percent change to Oct. 2006 from: Sep. 2006
Men's & boys' shirt, exc work shirt, mfg—Continued								
Men's, junior boys', and little boys' woven dress and sport shirts		315223-3	06/83	141.0	148.5	144.0	3.7	-3.0
Secondary products and miscellaneous receipts		315223-SM						
Secondary products		315223-S	06/83	129.6	129.6	129.6	3.2	0
Men's/boys' cut & sew trouser/slack/jean mfg	315224		12/81	120.7	120.8	120.8	.2	0
Primary Products		315224-P	12/81	125.6	125.7	125.7	-.1	0
Men's, junior boys', and little boys' trousers, pants, and slacks		315224-1	12/81	121.3	121.5	121.5	1.5	0
Men's and junior boys' jeans		315224-3	12/81	126.9	126.9	([3])	([3])	([3])
Secondary Products and Miscellaneous Receipts		315224-SM						
Secondary Products		315224-S	12/81	102.8	([3])	([3])	([3])	([3])
Men's & boys' cut & sew work clothing mfg	315225		12/81	128.8	128.8	128.8	1.3	0
Primary products		315225-P	12/81	129.4	129.4	129.4	1.4	0
Men's and boys' work shirts		315225-1	12/81	126.2	126.2	126.2	.8	0
Men's and boys' work clothing and washable service apparel (excl. work shirts)		315225-3	12/81	127.9	127.9	127.9	1.6	0
Secondary products and miscellaneous receipts		315225-SM						
Miscellaneous receipts		315225-M	12/02	116.3	116.3	116.3	9.6	0
Secondary products		315225-S	12/81	127.0	127.2	127.1	0	-.1
Men's/boys' cut & sew other outerwear mfg	315228		12/83	124.2	123.9	123.9	0	0
Primary Products		315228-P	12/83	122.9	122.9	122.9	.2	0
Men's, junior boys', and little boys' nontailored coats, jackets, and vests		315228-1	12/83	124.9	124.9	124.9	.3	0
Men's, junior boys', and little boys' shorts, sweaters, and other outerwear		315228-3	12/83	121.7	121.7	121.7	.2	0
Men's and boys' sweaters, and men's and junior boys' other outerwear		315228-3111	12/83	142.6	142.6	142.6	.4	0
Men's, junior boys', and little boys' waterproof outergarments		315228-5	12/03	105.4	105.6	105.6	1.1	0
Secondary Products and Miscellaneous Receipts		315228-SM						
Miscellaneous Receipts		315228-M	12/83	130.6	130.6	130.6	0	0
Secondary Products		315228-S	12/83	134.5	132.2	132.5	-1.0	.2
Women's/girls' cut & sew apparel mfg	31523		12/03	100.9	101.0	101.2	.2	.2
Women's/girls' cut & sew lingerie mfg	315231		12/03	105.1	104.2	106.5	3.3	2.2
Primary products		315231-P	12/03	105.0	104.0	104.8	1.4	.8
Women's, misses', juniors', and girls' underwear		315231-1	12/03	106.8	101.9	102.3	-3.6	.4
Women's, misses', juniors', and girls' nightwear, except robes		315231-3	12/03	96.4	96.4	98.3	4.1	2.0
Women's, misses', and juniors' brassieres		315231-5	06/82	151.0	151.0	152.2	1.9	.8
Women's, misses', and juniors' corsets, combinations, and accessories		315231-7	06/82	192.9	192.9	192.9	2.8	0
Women's, misses', juniors', and girls' robes and dressing gowns		315231-9	12/03	105.6	105.9	107.5	7.1	1.5
Secondary products and miscellaneous receipts		315231-SM						
Secondary products		315231-S	12/03	101.1	101.1	101.1	0	0
Women's and girls' blouse and shirt manufacturing	315232		06/83	139.1	140.5	140.4	1.9	-.1
Primary products		315232-P	06/83	141.2	142.2	142.2	.9	0
Women's, misses', juniors', and girls' knit shirts and blouses		315232-1	06/93	110.9	110.9	110.9	-.2	0
Women's, misses', juniors', and girls' woven shirts and blouses		315232-3	06/83	167.8	170.4	170.4	2.1	0
Secondary products and miscellaneous receipts		315232-SM						
Miscellaneous receipts		315232-M	06/05	101.8	([3])	([3])	([3])	([3])
Secondary products		315232-S	06/83	121.9	124.3	124.0	4.4	-.2
Women's and girls' dress manufacturing	315233		12/80	123.9	123.8	123.3	.1	-.4
Primary products		315233-P	12/80	120.1	120.0	119.4	.2	-.5
Women's and girls' dresses		315233-1	12/03	98.1	98.1	97.5	.1	-.6
Secondary products and miscellaneous receipts		315233-SM						
Miscellaneous receipts		315233-M	06/06	100.0	([3])	100.0	([3])	([3])
Secondary products		315233-S	12/80	160.0	160.0	160.0	0	0
Women's and girls' suit, coat, jacket, & skirt mfg	315234		12/82	111.6	112.0	111.6	.1	-.4
Primary products		315234-P	12/82	109.1	109.6	109.1	.2	-.5
Women's and girls' tailored coats and capes (incl. water-repellent)		315234-2	06/93	([3])	83.8	([3])	([3])	([3])
Women's and girls' tailored suits and pantsuits		315234-3	06/93	([3])	63.4	63.4	([3])	0
Women's and girls' skirts, tailored jackets, and vests		315234-5	12/82	114.6	115.4	114.6	.4	-.7
Women's and girls' separate skirts		315234-5010	12/82	113.3	113.3	113.3	0	0
Women's and girls' tailored jackets and vests		315234-5120	12/98	101.1	102.7	101.2	.7	-1.5
Secondary products and miscellaneous receipts		315234-SM						
Secondary products		315234-S	12/82	123.7	123.7	123.7	0	0
Women's/girls' cut & sew other outerwear mfg	315239		06/83	111.9	111.9	111.9	-2.1	0
Primary products		315239-P	06/83	114.1	114.1	114.1	-3.2	0
Women's, misses', and juniors' swimwear		315239-3	12/83	132.7	([3])	([3])	([3])	([3])
Women's/misses'/juniors'/girls' slacks, incl. jeans & jean-cut casual slacks		315239-5	06/83	91.3	91.3	91.3	1.0	0
Women's/misses'/juniors' other outerwear & girls' sweaters		315239-7	06/83	137.6	137.6	137.6	-3.8	0
Women's, misses', and juniors' shorts		315239-70	06/93	104.8	104.8	104.8	-8.2	0
Women's, misses', and juniors' other outerwear & girls' sweaters		315239-71	06/93	152.6	([3])	([3])	([3])	([3])
Secondary products and miscellaneous receipts		315239-SM						
Secondary products		315239-S	06/83	105.1	105.1	105.1	.4	0

See footnotes at end of table.

Table 5. Producer price indexes for the net output of selected industries and their products, not seasonally adjusted —Continued

Industry and product[1]	Industry code	Product code	Index base	Index			Percent change to Oct. 2006 from:	
				June 2006[2]	Sep. 2006[2]	Oct. 2006[2]	Oct. 2005	Sep. 2006
Other cut & sew apparel mfg	31529		12/03	105.9	109.7	109.7	4.6	0.0
Infants' cut & sew apparel mfg	315291		12/03	100.5	107.7	107.7	7.2	0
Primary products		315291-P	12/03	100.8	107.6	107.6	6.6	0
Infants' apparel		315291-1	12/03	100.8	107.6	107.6	6.6	0
Infants' outerwear		315291-12	12/03	101.3	108.1	108.1	6.6	0
Secondary products and miscellaneous receipts		315291-SM						
Secondary products		315291-S	12/03	([3])	([3])	([3])	([3])	([3])
Fur & leather apparel mfg	315292		12/03	112.6	116.2	115.3	11.0	-.8
Primary products		315292-P	12/03	113.2	116.8	116.0	11.4	-.7
Fur coats and other fur garments, accessories, and trimmings		315292-1	12/83	180.1	180.1	180.1	17.5	0
Leather and sheep-lined clothing		315292-5	12/85	131.9	140.9	138.9	5.5	-1.4
Secondary products and miscellaneous receipts		315292-SM						
Secondary products		315292-S	12/03	101.9	([3])	([3])	([3])	([3])
All other cut & sew apparel mfg	315299		12/03	109.6	110.1	110.3	.7	.2
Primary products		315299-P	12/03	113.7	114.3	114.5	1.8	.2
Athletic uniforms		315299-4	12/03	126.1	126.1	126.5	.7	.3
Apparel, nec		315299-5	12/03	104.8	105.7	105.8	2.6	.1
Secondary products and miscellaneous receipts		315299-SM						
Miscellaneous receipts		315299-M	12/03	106.0	106.3	106.6	([3])	.3
Apparel accessories & other apparel mfg	3159		12/03	102.4	102.8	102.7	1.0	-.1
Apparel accessories & other apparel mfg	31599		12/03	102.4	102.8	102.7	1.0	-.1
Hat, cap & millinery mfg	315991		12/90	133.8	133.8	133.7	.8	-.1
Primary products		315991-P	12/90	135.7	135.6	135.6	.1	0
Millinery		315991-1	12/90	116.9	116.9	116.9	.2	0
Hat and hat bodies, except cloth and millinery		315991-2	12/90	135.7	135.7	135.7	.7	0
Cloth hats and caps		315991-3	12/90	139.9	139.8	139.8	-.1	0
Secondary products and miscellaneous receipts		315991-SM						
Miscellaneous receipts		315991-M	12/90	100.5	100.5	100.5	0	0
Secondary products		315991-S	12/90	144.3	([3])	144.3	9.4	([3])
Glove & mitten mfg	315992		12/03	103.1	105.3	104.7	2.2	-.6
Primary products		315992-P	12/03	103.1	105.4	105.2	2.8	-.2
Gloves and mittens made from woven or purchased knit fabric		315992-1	12/03	101.2	104.3	104.2	3.1	-.1
Gloves and mittens, leather-and-fabric combinations		315992-3	06/85	137.2	137.4	137.4	1.6	0
Gloves and mittens, all leather		315992-5	06/85	153.0	153.4	153.3	2.6	-.1
Secondary products and miscellaneous receipts		315992-SM						
Miscellaneous receipts		315992-M	12/03	102.5	105.0	103.2	1.4	-1.7
Men's and boys' neckwear mfg	315993		12/83	145.0	145.0	145.0	.8	0
Primary products		315993-P	12/83	148.8	148.8	148.8	.6	0
Men's and boys' neckwear		315993-1	12/83	148.8	148.8	148.8	.6	0
Secondary products and miscellaneous receipts		315993-SM						
Miscellaneous receipts		315993-M	12/83	124.8	124.8	124.8	3.9	0
Secondary products		315993-S	12/04	([3])	([3])	([3])	([3])	([3])
Other apparel accessories & other apparel mfg	315999		12/03	101.1	101.3	101.3	.8	0
Primary products		315999-P	12/03	101.0	101.1	101.1	.7	0
Aprons and bibs, plastics and rubberized		315999-3	12/03	105.4	([3])	105.4	1.3	([3])
Leather belts		315999-5	06/85	146.1	146.4	146.4	.3	0
Belts other than leather		315999-7	12/02	100.5	101.4	101.4	1.8	0
Secondary products and miscellaneous receipts		315999-SM						
Miscellaneous receipts		315999-M	12/03	102.6	103.5	103.5	1.8	0
Secondary products		315999-S	12/03	100.3	([3])	([3])	([3])	([3])
Leather & allied product mfg	316		12/84	146.5	146.7	146.8	1.5	.1
Leather & hide tanning & finishing	3161		06/81	209.1	209.1	209.4	2.4	.1
Leather & hide tanning & finishing	31611		06/81	209.1	209.1	209.4	2.4	.1
Leather and hide tanning and finishing	316110		06/81	208.9	208.9	209.2	2.3	.1
Primary products		316110-P	06/81	209.9	209.8	210.2	2.5	.2
Finished and unfinished leather		316110-1	12/97	121.0	120.9	121.2	2.6	.2
Contract & commission receipts for tanning or finishing leather owned by others		316110-4	06/81	138.1	138.1	138.1	-.7	0
Furs, dressed and dyed or bleached		316110-7	12/05	101.4	([3])	102.9	([3])	([3])
Secondary products and miscellaneous receipts		316110-SM						
Secondary products		316110-S	04/82	([3])	([3])	([3])	([3])	([3])
Footwear mfg	3162		12/03	102.1	102.3	102.4	.9	.1

See footnotes at end of table.

Table 5. Producer price indexes for the net output of selected industries and their products, not seasonally adjusted —Continued

Industry and product[1]	Industry code	Product code	Index base	Index June 2006[2]	Index Sep. 2006[2]	Index Oct. 2006[2]	Percent change to Oct. 2006 from: Oct. 2005	Percent change to Oct. 2006 from: Sep. 2006
Footwear mfg	31621		12/03	102.1	102.3	102.4	0.9	0.1
Rubber and plastic footwear manufacturing	316211		12/80	133.9	133.9	133.9	1.7	0
Primary products		316211-P	12/80	139.6	139.6	139.6	1.3	0
Protective footwear		316211-1	12/80	173.9	173.9	173.9	4.6	0
Shoes with soles vulcanized, molded or cemented to fabric uppers, excl. slippers		316211-4	12/86	115.4	115.4	115.4	0	0
Secondary products and miscellaneous receipts		316211-SM						
Miscellaneous receipts		316211-M	12/93	107.7	([3])	([3])	([3])	([3])
Secondary products		316211-S	12/80	149.4	([3])	([3])	([3])	([3])
House slipper mfg	316212		06/85	138.1	138.1	138.1	0	0
Primary products		316212-P	06/85	134.8	134.8	134.8	0	0
House slippers, all types, except socks		316212-1	06/85	134.4	134.4	134.4	0	0
Secondary products and miscellaneous receipts		316212-SM						
Miscellaneous receipts		316212-M	12/02	100.1	100.1	100.1	0	0
Men's footwear (exc athletic) mfg	316213		12/80	171.7	172.3	172.3	.6	0
Primary products		316213-P	12/80	176.7	177.6	177.6	1.0	0
Men's shoes, except athletic		316213-4	12/93	114.8	115.4	115.4	1.1	0
Dress and casual shoes and boots, except western		316213-411	12/93	116.1	117.5	117.4	1.4	-.1
Western style boots		316213-422	12/93	99.1	99.1	([3])	([3])	([3])
Workshoes and work oxfords		316213-441	12/93	123.3	123.3	123.3	.8	0
Secondary products and miscellaneous receipts		316213-SM						
Secondary products		316213-S	12/80	145.7	145.7	145.7	-.6	0
Women's footwear (exc athletic) mfg	316214		12/80	133.6	133.9	134.0	1.0	.1
Primary products		316214-P	12/80	131.7	132.0	132.1	.9	.1
Women's footwear, except athletic		316214-A	12/93	104.7	105.0	105.1	1.0	.1
Secondary products and miscellaneous receipts		316214-SM						
Secondary products		316214-S	12/80	180.7	([3])	180.7	.2	([3])
Other footwear mfg	316219		12/79	156.5	156.5	156.5	1.4	0
Primary products		316219-P	12/79	154.9	154.9	154.9	.3	0
All other footwear, including youths' and boys', misses' children's, and infants		316219-8	12/02	96.3	96.3	96.3	3.4	0
Secondary products and miscellaneous receipts		316219-SM						
Other leather & allied product mfg	3169		12/03	102.1	102.4	102.5	1.6	.1
Other leather & allied product mfg	31699		12/03	102.1	102.4	102.5	1.6	.1
Luggage mfg	316991		12/84	122.3	122.0	122.2	.2	.2
Primary products		316991-P	12/84	121.1	120.6	121.0	-.1	.3
Suitcases, briefcases, bags, and musical instrument cases		316991-3	06/06	100.0	99.6	99.9	([3])	.3
Secondary products and miscellaneous receipts		316991-SM						
Miscellaneous receipts		316991-M	12/84	([3])	127.1	([3])	([3])	([3])
Secondary products		316991-S	12/84	([3])	153.3	153.5	([3])	.1
Women's handbags and purses	316992		06/82	140.6	143.0	142.9	7.5	-.1
Primary products		316992-P	06/82	136.8	139.7	139.6	3.7	-.1
Women's and children's handbags and purses		316992-1	06/06	100.0	102.2	102.1	([3])	-.1
Secondary products & miscellaneous receipts		316992-SM						
Secondary products		316992-S	06/82	158.0	159.8	159.8	12.9	0
Other personal leather good mfg	316993		06/82	147.8	147.8	148.5	1.2	.5
Primary products		316993-P	06/82	150.4	150.4	151.2	1.3	.5
Personal leather goods, nec		316993-1	06/06	100.0	100.0	100.5	([3])	.5
Billfolds, wallets, french purses, and clutches		316993-11	06/82	([3])	([3])	147.6	0	([3])
Travel kits, jewelry boxes/cases, compacts, vanity cases, & other personal goods		316993-12	12/98	107.2	107.2	108.2	2.6	.9
Secondary products & miscellaneous receipts		316993-SM						
Secondary products		316993-S	06/82	([3])	([3])	([3])	([3])	([3])
All other leather good mfg	316999		12/03	104.5	104.9	104.9	1.1	0
Primary products		316999-P	12/03	104.6	105.2	105.1	1.1	-.1
All other leather goods, n.e.c.		316999-2	12/03	104.6	105.2	105.1	1.1	-.1
Secondary products and miscellaneous receipts		316999-SM						
Miscellaneous receipts		316999-M	12/03	100.3	100.3	100.3	0	0
Secondary products		316999-S	06/85	160.3	160.3	160.3	2.5	0
Wood products manufacturing	321		12/03	109.6	107.6	105.8	-4.4	-1.7
Sawmills and wood preservation	3211		12/03	109.6	104.9	100.5	-8.8	-4.2
Sawmills & wood preservation	32111		12/03	109.6	104.9	100.5	-8.8	-4.2

See footnotes at end of table.

Table 5. Producer price indexes for the net output of selected industries and their products, not seasonally adjusted —Continued

Industry and product[1]	Industry code	Product code	Index base	Index June 2006[2]	Index Sep. 2006[2]	Index Oct. 2006[2]	Percent change to Oct. 2006 from: Oct. 2005	Percent change to Oct. 2006 from: Sep. 2006
Sawmills	321113		12/80	160.4	154.1	147.5	-8.3	-4.3
Primary products		321113-P	12/03	106.9	102.3	97.5	-10.6	-4.7
Hardwood lumber, not edge worked, not manufactured from purchased lumber		321113-1	12/03	102.7	103.6	104.0	1.4	.4
Softwood lumber, not edge worked, not manufactured from purchased lumber		321113-3	12/03	108.4	99.2	91.2	-18.9	-8.1
Wood chips, except field chips		321113-5	12/80	89.2	96.1	97.9	13.7	1.9
Wood ties, siding, shingles, and shakes and contract sawing of logs owned by oth		321113-7	12/03	100.8	103.8	104.7	2.6	.9
Secondary products and miscellaneous receipts		321113-SM						
Secondary products		321113-S	12/03	124.8	121.2	117.1	9.0	-3.4
Wood preservation	321114		06/85	174.1	163.9	156.9	-11.2	-4.3
Primary products		321114-P	06/85	174.9	163.4	155.8	-12.7	-4.7
Wood poles, piles, and posts owned and treated by the same establishment		321114-1	06/85	208.1	198.8	198.4	3.4	-.2
Other wood products owned and treated by the same establishment		321114-5	06/85	162.1	150.2	141.9	-16.1	-5.5
Contract wood preservation		321114-9	06/85	150.8	152.0	143.2	([3])	-5.8
Secondary products and miscellaneous receipts		321114-SM						
Secondary products		321114-S	06/85	174.2	177.9	177.6	([3])	-.2
Veneer, plywood & engineered wood product mfg	3212		12/03	101.0	96.6	94.3	-17.6	-2.4
Veneer, plywood & engineered wood product mfg	32121		12/03	101.0	96.6	94.3	-17.6	-2.4
Hardwood veneer and plywood mfg	321211		06/85	149.9	150.3	151.3	4.0	.7
Primary products		321211-P	06/85	152.7	153.1	154.3	3.8	.8
Hardwood veneer, incl. veneer backed w/ paper, cloth, or other flexible material		321211-1	12/03	104.3	104.0	103.7	1.9	-.3
Hardwood plywood, except prefinished hardwood plywood MFPM		321211-3	06/85	156.5	157.7	160.3	5.9	1.6
Prefinished hardwood plywood made from purchased hardwood plywood		321211-5	12/05	([3])	([3])	([3])	([3])	([3])
Hardwood plywood type products		321211-7	06/85	162.4	162.4	162.4	2.1	0
Secondary products and miscellaneous receipts		321211-SM						
Miscellaneous receipts		321211-M	12/05	113.0	113.0	113.0	([3])	0
Secondary products		321211-S	06/91	125.3	125.5	125.2	-1.1	-.2
Softwood veneer and plywood mfg	321212		12/80	152.8	140.8	134.5	-32.8	-4.5
Primary products		321212-P	12/80	156.5	143.8	137.4	-35.7	-4.5
Softwood veneer, incl. veneer backed w/ paper, cloth, or other flexible material		321212-1	12/80	153.4	149.0	144.5	-4.4	-3.0
Softwood plywood, rough, including touch sanded, interior and exterior		321212-3	12/80	129.3	114.8	108.9	-44.8	-5.1
Softwood plywood, sanded, interior and exterior		321212-5	12/80	160.6	148.9	140.9	-33.7	-5.4
Softwood plywood specialties		321212-7	12/05	101.9	100.6	99.1	([3])	-1.5
Softwood plywood type products		321212-9	06/95	132.6	132.6	([3])	([3])	([3])
Secondary products and miscellaneous receipts		321212-SM						
Secondary products		321212-S	12/80	118.1	107.8	100.2	-19.1	-7.1
Engineered wood member (exc truss) mfg	321213		12/03	118.7	117.8	116.1	-5.1	-1.4
Primary Products		321213-P	12/03	122.0	120.5	118.6	-3.5	-1.6
Laminated veneer lumber		321213-1	12/03	126.4	126.4	([3])	([3])	([3])
Other engineered structural wood members, ex. trusses & laminated veneer lumber		321213-2	12/03	120.7	118.6	116.1	-4.7	-2.1
Secondary products and miscellaneous receipts		321213-SM						
Secondary products		321213-S	12/03	98.3	118.0	118.0	20.0	0
Truss mfg	321214		12/03	120.3	118.0	115.7	-5.3	-1.9
Primary products		321214-P	12/03	118.0	115.5	113.0	-5.6	-2.2
Wood trusses		321214-1	12/03	118.0	115.5	113.0	-5.6	-2.2
Secondary products and miscellaneous receipts		321214-SM						
Secondary products		321214-S	12/03	105.6	101.6	98.3	-15.8	-3.2
Reconstituted wood product mfg	321219		06/91	157.2	148.0	143.7	-20.5	-2.9
Primary products		321219-P	06/91	158.8	149.3	144.2	-21.4	-3.4
Particleboard, produced at this location		321219-1	12/82	207.6	211.9	212.1	31.7	.1
Waferboard and oriented strand board		321219-2	12/82	194.3	153.8	133.3	-61.3	-13.3
Medium density fiberboard		321219-3	06/84	132.6	137.6	137.8	10.0	.1
Hardboard products made from hardboard produced at this location		321219-4	06/84	116.4	116.4	117.6	2.3	1.0
Hardboard products made from purchased hardboard		321219-6	09/84	181.4	([3])	177.4	27.7	([3])
Prefinished particleboard and medium density fiberboard made from purchased mate		321219-7	06/91	153.0	151.9	149.9	12.8	-1.3
Secondary products and miscellaneous receipts		321219-SM						
Other wood product mfg	3219		12/03	111.9	112.3	112.1	2.8	-.2
Millwork	32191		12/03	107.6	107.1	106.7	1.2	-.4
Wood window & door mfg	321911		12/03	107.4	107.8	107.7	4.0	-.1
Primary products		321911-P	12/03	106.5	106.8	106.7	3.7	-.1
Wood window units		321911-1	06/83	179.7	180.2	180.2	3.5	0

See footnotes at end of table.

Table 5. Producer price indexes for the net output of selected industries and their products, not seasonally adjusted —Continued

Industry and product[1]	Industry code	Product code	Index base	Index June 2006[2]	Index Sep. 2006[2]	Index Oct. 2006[2]	Percent change to Oct. 2006 from: Oct. 2005	Percent change to Oct. 2006 from: Sep. 2006
Wood window & door mfg—Continued								
Wood sash, excluding sash shipped in window units		321911-3	06/83	213.3	213.3	213.3	5.1	0.0
Wood window and door frames		321911-5	06/83	162.2	151.3	151.3	5.4	0
Wood panel, flush, and molded face doors, interior and exterior		321911-7	06/83	176.5	179.1	178.4	4.4	-.4
Other wood doors, incl. garage, bifold, patio, cabinet, screen, storm & louver		321911-9	06/83	183.6	184.4	184.4	2.3	0
Secondary products and miscellaneous receipts		321911-SM						
Miscellaneous receipts		321911-M	12/03	107.5	107.5	107.5	6.2	0
Secondary products		321911-S	12/03	117.0	119.7	119.7	5.9	0
Cut stock, resawing lumber & planning	321912		12/03	105.6	103.4	102.7	-1.8	-.7
Primary products		321912-P	12/03	105.7	103.6	103.1	-1.0	-.5
Hardwood lumber, not edge worked, made from purchased lumber and edge worked		321912-1	12/03	90.7	91.0	90.6	-2.2	-.4
Softwood lumber, not edge worked, made from purchased lumber and edge worked		321912-3	12/03	113.1	110.7	109.5	2.3	-1.1
Hardwood cut stock and dimension		321912-5	06/84	173.8	172.5	172.7	-1.2	.1
Softwood cut stock and dimension		321912-7	12/80	177.1	166.2	165.9	-4.8	-.2
Sawn wood fence stock, wood lath, and contract resawing and planing		321912-9	12/03	103.8	104.8	104.8	1.0	0
Secondary products and miscellaneous receipts		321912-SM						
Miscellaneous receipts		321912-M	12/03	106.3	104.2	100.7	-6.2	-3.4
Secondary products		321912-S	12/03	104.1	100.7	100.2	-6.6	-.5
Other millwork (including flooring)	321918		12/03	109.9	109.1	108.2	-1.5	-.8
Primary products		321918-P	12/03	109.1	108.5	107.4	-.8	-1.0
Wood moldings, except prefinished moldings made from purchased moldings		321918-1	06/83	183.2	186.7	182.6	1.6	-2.2
Prefinished wood moldings made from purchased moldings		321918-3	10/95	101.1	102.7	94.6	-4.5	-7.9
Other wood millwork products, inc stairwork, exterior millwork, and softwood fl		321918-5	12/03	109.9	112.2	111.3	3.9	-.8
Hardwood flooring		321918-7	06/84	164.8	155.3	155.8	-7.2	.3
Oak flooring (3/4 in., 1/2 in., 3/8 in. T&G and EM strip; 5/16 in. square edge strip)		321918-7111	06/84	152.9	138.5	139.2	-12.3	.5
Other hardwood flooring		321918-7222	12/03	110.1	110.1	110.1	1.1	0
Secondary products and miscellaneous receipts		321918-SM						
Miscellaneous receipts		321918-M	12/03	96.7	90.7	93.9	-7.4	3.5
Secondary products		321918-S	12/03	125.7	126.3	125.7	-3.8	-.5
Wood container & pallet mfg	32192		12/03	110.8	111.3	110.9	2.5	-.4
Wood container & pallet mfg	321920		12/03	110.8	111.3	110.9	2.5	-.4
Primary products		321920-P	12/03	110.9	111.4	111.0	2.7	-.4
Nailed and lock-corner wood boxes		321920-1	06/85	156.1	159.2	154.9	3.8	-2.7
Wood box and crate shook		321920-3	06/85	146.6	150.7	146.6	-2.7	-2.7
Wood and metal combination and wood pallets and pallet containers		321920-5	12/03	112.5	112.8	112.7	3.2	-.1
Wood container parts and wood containers, nec		321920-7	12/03	102.7	102.9	102.8	1.2	-.1
Secondary products and miscellaneous receipts		321920-SM						
Miscellaneous receipts		321920-M	12/03	117.4	117.4	117.4	-.2	0
Secondary products		321920-S	12/03	100.0	100.0	100.0	.5	0
All other wood product mfg	32199		12/03	116.2	117.3	117.4	4.4	.1
Manufactured homes (mobile homes) mfg	321991		06/81	213.8	216.0	216.1	4.2	0
Primary products		321991-P	06/81	213.8	216.0	216.1	4.2	0
Manufactured homes (mobile homes)		321991-1	06/81	214.0	216.3	216.4	4.0	0
Manufactured homes (mobile homes), 14 feet or more in width		321991-1211	12/03	117.8	118.7	118.8	4.0	.1
Manufactured homes (mobile homes), multisection		321991-1311	07/04	110.8	113.3	113.2	3.9	-.1
Prefabricated wood building mfg	321992		12/84	221.5	222.7	222.9	3.4	.1
Primary products		321992-P	12/84	219.7	221.0	221.3	3.7	.1
Components not sold as complete units		321992-1	12/89	185.4	184.2	185.4	-6.6	.7
Precut packages sold as complete units (residential and nonresidential)		321992-2	12/84	246.6	246.6	246.6	5.5	0
Panelized buildings sold as complete units		321992-3	12/84	230.9	230.5	230.4	2.4	0
Modular buildings shipped with floors and walls, and usually ceilings and roofs		321992-4	12/84	194.6	197.3	197.6	4.9	.2
Residential		321992-444	12/84	193.3	194.9	194.9	3.3	0
Nonresidential, including motels and hotels		321992-447	12/84	196.2	202.0	203.1	9.1	.5
Secondary products and miscellaneous receipts		321992-SM						
Miscellaneous receipts		321992-M	06/98	120.8	120.8	([3])	([3])	([3])
Secondary products		321992-S	08/92	191.9	190.3	189.7	-.9	-.3
All other miscellaneous wood product mfg	321999		12/03	110.6	111.6	111.9	5.8	.3
Primary products		321999-P	06/84	171.8	173.0	173.6	6.3	.3
All other miscellaneous wood products		321999-1	06/02	112.3	113.0	113.4	6.3	.4
Secondary products and miscellaneous receipts		321999-SM						
Miscellaneous receipts		321999-M	06/84	205.2	212.5	212.5	4.3	0
Secondary products		321999-S	06/84	154.3	154.3	154.3	0	0
Paper manufacturing	322		12/03	112.9	114.0	114.1	7.1	.1

See footnotes at end of table.

Table 5. Producer price indexes for the net output of selected industries and their products, not seasonally adjusted —Continued

Industry and product[1]	Industry code	Product code	Index base	Index June 2006[2]	Index Sep. 2006[2]	Index Oct. 2006[2]	Percent change to Oct. 2006 from: Oct. 2005	Percent change to Oct. 2006 from: Sep. 2006
Pulp, paper & paperboard mills	3221		12/03	116.2	117.5	117.6	7.9	0.1
Pulp mills	32211		12/82	143.8	148.1	148.2	8.5	.1
Pulp Mills	322110		12/82	143.7	148.1	148.1	8.4	0
Primary products		322110-P	12/82	154.3	156.7	156.8	7.0	.1
Sulfate woodpulp, including soda		322110-3	12/82	142.0	([3])	([3])	([3])	([3])
Sulfite and other woodpulp		322110-4	12/99	([3])	([3])	([3])	([3])	([3])
Pulp, other than wood, and pulp mill byproducts, nec		322110-7	06/88	175.6	([3])	([3])	([3])	([3])
Secondary products and miscellaneous receipts		322110-SM						
Paper mills	32212		06/81	167.8	169.8	169.7	4.3	-.1
Paper (except newsprint) mills	322121		12/03	112.0	113.8	113.6	4.0	-.2
Primary products		322121-P	12/03	113.4	115.1	114.9	5.0	-.2
Packaged and industrial converting paper, except unbleached kraft		322121-A	06/81	150.9	153.9	([3])	([3])	([3])
Sanitary tissue paper products		322121-N	06/83	177.2	177.8	177.6	7.0	-.1
Paper table napkins, bulk & dispenser, industrial and retail		322121-N2	06/83	183.3	([3])	184.2	7.6	([3])
Toilet tissue		322121-N3	06/83	185.2	185.7	185.8	7.6	.1
Paper towels		322121-N6	06/83	186.0	186.6	186.2	6.3	-.2
Clay-coated printing and converting paper		322121-1	06/81	180.2	182.5	182.2	.3	-.2
Clay coated groundwood		322121-11	12/99	108.8	109.4	107.5	-5.0	-1.7
Clay coated freesheet and prime coated body stock		322121-12	12/99	119.5	121.6	122.8	4.2	1.0
Uncoated freesheet paper		322121-3	06/81	153.1	157.5	157.2	7.5	-.2
Bond and writing paper		322121-31	12/99	104.5	109.1	([3])	([3])	([3])
Publication and printing paper, all types		322121-33	12/99	116.7	119.1	118.2	8.7	-.8
Cover and text papers and other converting and misc. uncoated freesheet		322121-34	12/99	114.9	115.9	115.9	1.9	0
Newsprint mills	322122		12/03	126.0	124.8	125.5	4.9	.6
Primary products		322122-P	12/03	128.2	126.1	126.8	5.1	.6
Newsprint		322122-1	06/81	159.2	159.4	159.2	7.1	-.1
Paperboard mills	32213		12/82	216.7	218.1	218.8	15.9	.3
Paperboard mills	322130		12/82	216.9	218.3	219.0	15.8	.3
Primary products		322130-P	12/82	204.3	205.7	205.7	16.9	0
Unbleached kraft packaging and industrial converting paperboard (>80% virgin wood pulp)		322130-1	12/82	200.7	201.8	201.8	21.1	0
Bleached packaging and industrial converting paperboard (>80% virgin wood pulp)		322130-2	12/82	([3])	([3])	([3])	([3])	([3])
Semichemical paperboard (>75% virgin wood pulp)		322130-3	12/82	224.8	([3])	228.8	28.3	([3])
Recycled paperboard		322130-4	12/82	224.8	226.3	226.3	16.1	0
Secondary products and miscellaneous receipts		322130-SM						
Secondary products		322130-S	12/82	308.6	([3])	317.7	8.7	([3])
Converted paper product mfg	3222		12/03	111.2	112.2	112.3	6.9	.1
Paper container mfg	32221		12/84	179.1	181.2	181.6	9.9	.2
Corrugated & solid fiber box mfg	322211		03/80	228.1	231.6	232.0	13.7	.2
Primary products		322211-P	03/80	230.9	234.1	234.5	14.0	.2
Corrugated and solid fiber boxes, including pallets		322211-5	03/80	230.9	234.1	234.5	14.0	.2
Corrugated shipping containers for food and beverages, and carryout boxes for re		322211-511	03/80	209.7	210.6	211.5	11.8	.4
Corrugated shipping containers for paper and allied products		322211-513	03/80	232.3	239.8	239.4	12.4	-.2
Corrugated shipping containers for metal and electrical products		322211-517	06/02	113.4	114.3	114.9	10.0	.5
Corrugated shipping containers for all other end uses not specified		322211-519	03/80	244.7	248.4	248.6	14.6	.1
Other corrugated and solid fiber products, including point-of-purchase displays		322211-558	06/02	122.0	125.8	125.8	14.6	0
Corrugated paperboard in sheets and rolls, lined and unlined		322211-567	03/80	219.8	219.9	219.9	23.2	0
Secondary products and miscellaneous receipts		322211-SM						
Miscellaneous receipts		322211-M	06/02	119.6	129.3	128.6	7.9	-.5
Secondary products		322211-S	12/90	127.5	127.5	127.5	6.3	0
Folding paperboard boxes	322212		12/83	145.4	145.0	145.3	-1.2	.2
Primary products		322212-P	12/83	145.8	145.0	145.3	-1.6	.2
Folding paperboard boxes, packaging and packaging components		322212-3	12/83	145.8	145.0	145.3	-1.6	.2
Secondary products and miscellaneous receipts		322212-SM						
Miscellaneous receipts		322212-M	12/04	100.3	109.9	109.6	9.4	-.3
Secondary products		322212-S	12/83	131.5	([3])	131.5	.6	([3])
Setup paperboard boxes	322213		12/83	187.4	188.2	188.0	3.0	-.1
Primary products		322213-P	12/83	183.8	184.6	184.4	3.1	-.1
Setup (rigid) paperboard boxes		322213-1	12/83	183.8	184.6	184.4	3.1	-.1
Secondary and miscellaneous products		322213-SM						
Secondary products		322213-S	12/83	230.6	231.7	231.3	2.8	-.2

See footnotes at end of table.

Table 5. Producer price indexes for the net output of selected industries and their products, not seasonally adjusted —Continued

Industry and product[1]	Industry code	Product code	Index base	Index June 2006[2]	Index Sep. 2006[2]	Index Oct. 2006[2]	Percent change to Oct. 2006 from: Oct. 2005	Percent change to Oct. 2006 from: Sep. 2006
Fiber can, tube, drum & oth products mfg	322214		12/85	204.1	206.9	209.2	5.3	1.1
Primary products		322214-P	12/85	208.4	211.6	214.5	5.1	1.4
Paperboard fiber drums with ends of any material		322214-1	12/85	211.3	([3])	([3])	([3])	([3])
Fiber cans, tubes, and similar fiber products		322214-2	12/85	207.4	211.4	214.9	4.5	1.7
Fiber cans, all fiber and composite		322214-221	12/85	182.6	194.1	194.1	6.3	0
Fiber cores and tubes		322214-231	12/85	224.9	224.8	230.8	3.9	2.7
Other paperboard products and all vulcanized fiber products		322214-285	12/02	93.9	([3])	94.2	2.2	([3])
Sanitary food containers, except folding	322215		06/85	214.8	216.7	216.7	7.9	0
Primary products		322215-P	06/85	207.0	209.2	209.2	5.7	0
Milk and milk-type paperboard cartons, incl. juices and other bev		322215-1	02/04	108.7	108.6	([3])	([3])	([3])
Cups and liquid-tight paper and paperboard containers		322215-3	06/85	246.3	250.5	250.5	8.3	0
Paper bag & coated & treated paper mfg	32222		12/03	110.5	111.7	111.2	4.6	-.4
Coated and laminated packaging materials mfg	322221		12/03	111.2	112.2	112.8	3.4	.5
Primary products		322221-P	12/03	111.7	112.4	113.2	3.3	.7
Single web paper; coated rolls & sheets, incl. waxed, for flexible pkg. use		322221-1	12/87	163.2	164.2	165.7	4.5	.9
Multiweb laminated rolls & sheets, exc foil & film-film, for flexible pkg. use		322221-3	12/03	([3])	109.0	109.0	([3])	0
Secondary products and miscellaneous receipts		322221-SM						
Secondary products		322221-S	12/03	([3])	111.5	111.5	3.6	0
Coated & laminated paper mfg	322222		12/03	110.6	112.1	111.3	5.7	-.7
Primary products		322222-P	12/03	110.0	111.5	110.5	4.1	-.9
Printing paper, coated at establishments other than where paper was produced		322222-1	12/82	168.1	165.5	168.1	1.8	1.6
Pressure sensitive products		322222-5	12/82	161.3	164.0	161.8	4.8	-1.3
Gift wrap paper		322222-7	06/85	150.9	150.9	150.9	5.1	0
Other coated and processed papers, nec, except for packaging uses		322222-9	12/82	163.0	165.4	165.4	2.5	0
Secondary products and miscellaneous receipts		322222-SM						
Miscellaneous receipts		322222-M	12/03	99.2	99.2	([3])	([3])	([3])
Secondary products		322222-S	12/03	118.9	121.3	121.3	17.9	0
Plastics, foil, and coated paper bag mfg	322223		12/03	120.3	119.3	121.6	3.5	1.9
Primary products		322223-P	12/03	125.4	124.3	126.8	4.3	2.0
Specialty bags, pouches, and liners, multiweb laminations and foil not film-film		322223-3	12/83	190.7	189.2	192.8	4.3	1.9
Uncoated paper and multiwall bag mfg	322224		12/90	127.0	127.2	126.4	2.9	-.6
Primary products		322224-P	12/90	127.2	127.0	126.1	2.7	-.7
Uncoated single-web paper grocers' bags & sacks, & variety & shopping bags		322224-1	12/83	260.4	261.0	254.6	.2	-2.5
Shipping sacks and multiwall bags, all materials except textiles		322224-3	12/83	218.0	217.3	218.1	4.4	.4
Secondary products and miscellaneous receipts		322224-SM						
Miscellaneous receipts		322224-M	02/04	161.2	161.7	161.7	2.3	0
Secondary products		322224-S	12/90	109.0	112.6	112.6	6.1	0
Laminated alum foil mfg for flexible pkg	322225		12/03	103.0	104.9	104.9	4.1	0
Primary products		322225-P	12/03	104.4	107.1	107.1	5.9	0
Laminated aluminum foil manufacturing		322225-1	12/84	119.5	122.7	122.7	6.0	0
Surface-coated paperboard mfg	322226		12/03	104.9	104.9	104.9	.2	0
Primary products		322226-P	12/03	105.3	105.3	105.3	.3	0
Pasted, lined, laminated or surface-coated paperboard		322226-1	12/84	186.6	186.6	186.6	.3	0
Stationery product mfg	32223		12/03	110.7	111.9	112.3	5.1	.4
Die-cut paper & paperboard mfg	322231		12/03	114.2	115.4	118.2	6.8	2.4
Primary products		322231-P	12/03	116.4	117.9	121.2	8.2	2.8
Die-cut paper and paperboard office supplies		322231-1	12/89	108.8	109.4	109.4	.6	0
Paper supplies for bus. machines/other misc unprinted paper office supplies, nec		322231-3	06/85	157.0	160.5	170.5	18.2	6.2
Secondary products and miscellaneous receipts		322231-SM						
Miscellaneous receipts		322231-M	12/03	101.7	102.0	102.0	.3	0
Secondary products		322231-S	12/03	105.9	105.9	105.9	-1.7	0
Envelope manufacturing	322232		12/84	144.6	145.5	144.0	4.0	-1.0
Primary products		322232-P	12/84	140.5	141.5	139.8	4.3	-1.2
Envelopes, commercial, all types and materials		322232-1	12/84	140.5	141.5	139.8	4.3	-1.2
Secondary products and miscellaneous receipts		322232-SM						
Miscellaneous receipts		322232-M	03/91	167.7	168.3	168.6	([3])	.2
Secondary products		322232-S	12/05	103.1	102.8	103.2	([3])	.4
Stationery, tablet & related product mfg	322233		06/85	152.2	155.6	155.6	4.4	0
Primary products		322233-P	06/85	163.6	167.9	167.9	5.6	0
Stationery		322233-1	06/85	163.0	163.0	163.0	2.1	0
Tablets, pads & related products		322233-3	06/85	164.8	169.7	169.7	6.1	0

See footnotes at end of table.

Table 5. Producer price indexes for the net output of selected industries and their products, not seasonally adjusted —Continued

Industry and product[1]	Industry code	Product code	Index base	Index June 2006[2]	Index Sep. 2006[2]	Index Oct. 2006[2]	Percent change to Oct. 2006 from: Oct. 2005	Percent change to Oct. 2006 from: Sep. 2006
Stationery, tablet & related product mfg—Continued								
Secondary products and miscellaneous receipts		322233-SM						
Miscellaneous receipts		322233-M	06/85	126.4	126.4	126.4	1.4	0.0
Secondary products		322233-S	06/85	130.8	133.2	133.2	2.1	0
Other converted paper product mfg	32229		12/03	100.4	99.9	100.2	1.1	.3
Sanitary paper product mfg	322291		12/03	98.3	97.1	97.0	.3	-.1
Primary products		322291-P	06/83	146.9	144.6	144.4	-.1	-.1
Sanitary napkins and tampons (not made in paper mills)		322291-1	06/83	213.7	213.9	213.9	0	0
Sanitary paper products (not made in paper mills)		322291-5	12/03	110.1	111.4	111.1	5.9	-.3
Facial tissues & handkerchiefs, including sputum wipes (not made in paper mills)		322291-51	12/03	112.8	112.9	112.9	5.1	0
Paper table napkins (not made in paper mills)		322291-52	12/03	117.1	121.5	119.6	5.0	-1.6
Toilet tissue, rolls and ovals (not made in paper mills)		322291-53	12/03	108.9	109.4	109.4	6.4	0
Paper towels (rolled, folded or interfolded) (not made in paper mills)		322291-56	12/03	108.0	([3])	108.8	6.4	([3])
Other sanitary tissue paper products (except surgical and medical)		322291-58	12/02	110.8	111.2	110.7	.8	-.4
Secondary products and miscellaneous receipts		322291-SM						
Secondary receipts		322291-S	06/83	163.8	171.8	171.4	5.3	-.2
All other converted paper product mfg	322299		12/03	105.3	106.2	107.2	2.5	.9
Primary products		322299-P	12/03	106.1	106.4	106.8	3.3	.4
Molded pulp goods, including egg cartons, florists pots, food trays, etc.		322299-1	12/03	115.3	116.5	115.2	6.1	-1.1
Other converted paper and paperborad products, nec		322299-3	12/03	104.2	104.4	105.2	2.8	.8
Secondary products and miscellaneous reciepts		322299-SM						
Miscellaneous receipts		322299-M	12/03	97.1	102.8	102.8	-10.8	0
Secondary products		322299-S	12/03	111.5	111.5	131.0	28.1	17.5
Printing and related support activities	323		12/03	105.5	106.1	106.5	2.7	.4
Printing and related support activities	3231		12/03	105.6	106.2	106.6	2.8	.4
Printing	32311		12/03	105.9	106.5	106.9	2.9	.4
Commercial lithographic printing	323110		06/82	164.8	166.0	167.0	2.5	.6
Primary products		323110-P	06/82	163.7	164.7	165.7	2.3	.6
General job printing, nec (lithographic) (offset)		323110-B	12/01	104.0	104.7	106.4	4.1	1.6
Magazine and periodical printing (lithographic) (offset)		323110-1	06/82	136.3	136.4	137.8	1.9	1.0
Label and wrapper printing (lithographic) (offset)		323110-3	06/82	148.4	148.4	148.4	1.4	0
Catalog and directory printing (lithographic) (offset)		323110-5	06/82	142.8	143.6	143.7	1.3	.1
Financial and legal printing (lithographic) (offset)		323110-7	06/82	168.4	176.7	174.9	4.4	-1.0
Advertising printing (lithographic) (offset)		323110-9	06/82	153.1	153.4	153.9	1.5	.3
Direct mail advertising printing (lithographic) incl. circulars, cards, etc.		323110-91	12/88	128.8	129.1	129.5	1.4	.3
Secondary products and miscellaneous receipts		323110-SM						
Miscellaneous receipts		323110-M	06/82	163.8	171.7	171.7	4.7	0
Secondary products		323110-S	06/82	174.5	174.5	174.5	1.6	0
Commercial gravure printing	323111		06/82	100.4	100.4	100.0	.5	-.4
Primary products		323111-P	06/82	98.4	98.4	98.0	.5	-.4
Magazine and periodical printing, gravure		323111-1	08/82	99.2	([3])	([3])	([3])	([3])
Label and wrapper printing, gravure		323111-2	06/82	128.6	127.3	127.3	.6	0
Catalog and directory printing, gravure		323111-3	12/96	88.9	([3])	([3])	([3])	([3])
Advertising printing, gravure		323111-5	12/96	91.2	91.2	91.2	.6	0
Other commercial printing, gravure		323111-6	06/82	114.2	115.2	112.5	-1.9	-2.3
Commercial flexographic printing	323112		12/03	112.5	112.5	112.6	3.9	.1
Primary products		323112-P	12/03	111.4	111.4	111.5	5.0	.1
Label and wrapper printing, flexographic		323112-1	12/01	113.1	113.1	113.2	5.2	.1
Flexographic printing, n.e.c.		323112-3	12/01	109.1	109.0	([3])	([3])	([3])
Secondary products and miscellaneous receipts		323112-SM						
Secondary products		323112-S	12/03	125.8	125.8	([3])	([3])	([3])
Commercial screen printing	323113		12/03	99.7	100.0	100.3	1.1	.3
Primary products		323113-P	12/03	99.5	99.8	100.2	1.2	.4
Screen printing, except on textiles		323113-1	06/82	139.6	140.1	141.3	2.2	.9
Screen printed labels		323113-1112	12/01	([3])	([3])	([3])	([3])	([3])
Screen printed advertising materials		323113-1211	12/01	([3])	([3])	([3])	([3])	([3])
Screen printed decalcomanias and pressure sensitives (self-adhesive)		323113-1346	12/01	101.2	101.2	101.3	.1	.1
Screen printing, nec, except on textiles		323113-1411	12/01	89.3	([3])	89.5	.3	([3])
Screen printing on garments, apparel, and other fabric articles		323113-3	06/90	122.4	122.8	122.8	.4	0
Secondary products and miscellaneous receipts		323113-SM						
Miscellaneous receipts		323113-M	12/03	100.0	100.0	100.0	0	0
Secondary products		323113-S	12/03	101.8	102.3	102.2	1.6	-.1
Quick printing	323114		12/03	105.5	104.3	104.3	1.8	0
Primary products		323114-P	12/03	106.9	105.4	105.3	2.1	-.1
Quick printing		323114-1	12/01	108.4	106.9	106.9	2.2	0

See footnotes at end of table.

Table 5. Producer price indexes for the net output of selected industries and their products, not seasonally adjusted —Continued

Industry and product[1]	Industry code	Product code	Index base	Index June 2006[2]	Index Sep. 2006[2]	Index Oct. 2006[2]	Percent change to Oct. 2006 from: Oct. 2005	Percent change to Oct. 2006 from: Sep. 2006
Quick printing—Continued								
Secondary products and miscellaneous receipts		323114-SM						
Miscellaneous receipts		323114-M	12/03	100.1	100.1	([3])	([3])	([3])
Digital printing	323115		12/03	97.5	97.5	97.7	-.8	.2
Primary products		323115-P	12/03	94.0	94.0	94.2	-.9	.2
Digital printing		323115-1	12/96	98.0	98.0	98.2	-1.0	.2
Secondary products and miscellaneous receipts		323115-SM						
Miscellaneous receipts		323115-M	12/03	116.9	116.9	116.9	0	0
Secondary products		323115-S	12/03	106.7	([3])	106.7	-.6	([3])
Manifold business form printing	323116		12/03	115.8	116.7	117.7	7.9	.9
Primary products		323116-P	12/03	117.4	118.4	119.6	8.6	1.0
Unit set forms, loose or bound		323116-1	12/83	264.7	263.0	272.0	8.8	3.4
Manifold books and pegboard accounting systems		323116-3	12/83	223.7	227.1	228.3	4.6	.5
Custom continuous business forms		323116-5	12/83	216.6	222.4	223.4	9.5	.4
Stock continuous business forms		323116-7	12/83	253.8	254.4	254.6	12.1	.1
Checkbooks, incl. inserts and refills, excl. continuous and die-cut		323116-9	06/85	194.3	194.3	194.3	4.2	0
Secondary products and miscellaneous receipts		323116-SM						
Miscellaneous receipts		323116-M	12/03	105.6	106.0	106.0	.9	0
Secondary products		323116-S	12/03	113.3	113.6	113.6	7.5	0
Book printing	323117		12/83	158.1	159.7	159.6	2.5	-.1
Primary products		323117-P	12/83	160.4	161.9	161.8	3.1	-.1
Pamphlet printing and binding or printing only (excluding advertising pamphlets)		323117-C	06/93	149.1	149.1	149.1	5.1	0
Textbook printing and binding		323117-1	06/93	99.5	99.5	99.8	.9	.3
Technical, scientific, & professional book printing & binding		323117-3	06/93	106.3	110.7	109.0	4.1	-1.5
Religious book printing and binding		323117-5	06/93	114.1	115.3	114.7	10.4	-.5
General book (trade, etc.) printing & binding		323117-7	06/93	112.0	112.5	112.2	2.8	-.3
Other book printing and binding, nec		323117-9	06/93	132.6	132.9	134.4	1.8	1.1
Secondary products and miscellaneous receipts		323117-SM						
Miscellaneous receipts		323117-M	06/05	([3])	([3])	([3])	([3])	([3])
Secondary products		323117-S	12/83	142.8	145.0	145.0	-2.9	0
Blankbook, looseleaf binder & device mfg	323118		12/03	105.4	106.7	106.0	1.3	-.7
Primary products		323118-P	12/03	105.0	105.4	105.6	1.4	.2
Blankbook making, except checkbooks		323118-1	12/91	125.1	125.1	126.2	3.1	.9
Looseleaf binders, devices, and forms		323118-3	06/85	149.2	150.1	150.0	.7	-.1
Secondary products and miscellaneous receipts		323118-SM						
Secondary products		323118-S	12/03	107.2	112.6	107.7	2.5	-4.4
Other commercial printing	323119		12/03	102.7	102.7	102.7	1.1	0
Primary products		323119-P	12/03	102.0	102.0	102.0	1.2	0
Other general job printing, letterpress		323119-B	06/82	212.7	212.7	212.7	.3	0
Engraving (printing)		323119-E	12/84	213.1	213.1	213.1	6.8	0
Secondary products and miscellaneous receipts		323119-SM						
Miscellaneous receipts		323119-M	12/03	105.3	105.3	([3])	([3])	([3])
Printing support activities	32312		12/03	100.3	100.5	100.4	.3	-.1
Tradebinding and related work	323121		12/85	151.8	152.4	152.3	1.3	-.1
Primary products		323121-P	12/85	149.4	150.1	149.9	1.4	-.1
Edition, library, and other hardcover bookbinding		323121-1	12/85	149.5	150.1	150.6	2.4	.3
Other book and pamphlet binding and related binding and post-press work, nec		323121-3	12/85	149.2	149.9	149.6	1.2	-.2
Secondary products and miscellaneous receipts		323121-SM						
Prepress services	323122		12/03	99.3	99.3	99.3	0	0
Primary products		323122-P	12/03	99.2	99.2	99.2	0	0
Prepress services, except platemaking		323122-1	12/03	99.0	99.0	99.0	-.1	0
Printing plates, prepared for printing, excl. blank plates		323122-3	12/03	100.1	100.1	100.1	0	0
Secondary products and miscellaneous receipts		323122-SM						
Miscellaneous receipts		323122-M	12/03	100.0	100.0	100.0	0	0
Secondary products		323122-S	12/03	100.0	([3])	100.0	0	([3])
Petroleum and coal products mfg	324		12/84	267.6	226.1	213.1	-17.9	-5.7
Petroleum and coal products mfg	3241		12/84	267.6	226.1	213.0	-17.9	-5.8
Petroleum refineries	32411		06/85	276.1	230.0	215.5	-20.0	-6.3
Petroleum refineries	324110		06/85	276.1	230.0	215.5	-20.0	-6.3
Primary products		324110-P	06/85	279.6	232.9	218.3	-20.0	-6.3
Liquefied refinery gases, including other aliphatics(feed stock and other uses)		324110-A	06/85	670.3	683.4	627.5	-9.8	-8.2
Gasoline, including finished base stocks and blending agents		324110-1	06/85	261.1	210.3	191.4	-18.6	-9.0

See footnotes at end of table.

Table 5. Producer price indexes for the net output of selected industries and their products, not seasonally adjusted —Continued

Industry and product[1]	Industry code	Product code	Index base	Index June 2006[2]	Index Sep. 2006[2]	Index Oct. 2006[2]	Percent change to Oct. 2006 from: Oct. 2005	Percent change to Oct. 2006 from: Sep. 2006
Petroleum refineries—Continued								
Motor gasoline, including finished base stocks and blending agents		324110-13	06/85	261.5	210.6	191.6	-18.6	-9.0
Regular gasoline		324110-134	06/85	255.2	204.6	186.1	-19.7	-9.0
Mid-premium gasoline		324110-135	12/87	385.5	317.4	285.6	-16.3	-10.0
Premium gasoline		324110-136	06/85	261.1	211.5	194.1	-15.0	-8.2
Jet fuel		324110-2	06/85	272.9	252.4	229.7	-28.4	-9.0
Kerosene, except jet fuel		324110-3	06/85	248.9	228.7	230.9	-13.9	1.0
Light fuel oils		324110-4	06/85	303.7	252.7	247.6	-23.4	-2.0
Home heating oil and other distillates, NEC		324110-411	06/85	292.4	266.5	259.7	-14.8	-2.6
Diesel fuel		324110-413	06/85	309.1	251.9	247.2	-25.2	-1.9
Heavy fuel oils, including No. 5, No. 6, heavy diesel, gas enrichment oils, etc.		324110-5	06/85	237.1	210.2	188.1	-32.1	-10.5
Asphalt		324110-9	06/85	159.2	188.2	177.1	59.5	-5.9
Asphalt paving, roofing, and saturated mat mfg	32412		12/84	165.7	173.5	173.8	19.9	.2
Asphalt paving mixture & block mfg	324121		06/81	206.3	216.6	217.0	27.4	.2
Primary products		324121-P	06/81	205.1	216.5	217.1	30.2	.3
Asphalt paving mixtures & blocks		324121-1	06/81	205.1	216.5	217.1	30.2	.3
Emulsified asphalt, including liquid additives		324121-1111	12/04	140.9	147.9	149.7	34.7	1.2
Other liquid asphalt and tar paving materials, including cut-backs		324121-1121	12/04	164.2	176.0	173.6	43.0	-1.4
Asphalt and tar paving mixtures (except liquid), & other asphalt paving mixtures		324121-1151	12/04	133.3	140.6	140.9	27.3	.2
Secondary products and miscellaneous receipts		324121-SM						
Miscellaneous receipts		324121-M	12/04	116.3	116.3	115.3	4.5	-.9
Secondary products		324121-S	06/81	210.3	210.3	210.3	9.0	0
Asphalt shingle and coating materials mfg	324122		06/84	146.7	152.9	153.2	9.9	.2
Primary products		324122-P	06/84	146.9	153.6	153.9	10.2	.2
Roofing asphalts and pitches, coatings, and cements		324122-1	06/84	176.5	182.7	185.0	21.7	1.3
Prepared asphalt and tar roofing and siding products		324122-2	06/84	139.6	146.2	146.2	7.9	0
Secondary products and miscellaneous receipts		324122-SM						
Miscellaneous receipts		324122-M	12/91	([3])	136.6	136.6	([3])	0
Secondary products		324122-S	06/84	142.9	143.8	143.8	11.7	0
Other petroleum and coal products mfg	32419		12/84	238.7	245.8	248.2	19.0	1.0
Petroleum lubricating oils and greases	324191		12/80	285.1	294.4	297.8	21.2	1.2
Primary products		324191-P	12/80	294.7	304.9	308.7	22.4	1.2
Petroleum lubricating oils and greases, not made in a refinery		324191-A	12/80	294.7	304.9	308.7	22.4	1.2
Lubricating oils, not made in a refinery		324191-0111	12/80	301.5	311.7	316.1	22.8	1.4
Lubricating greases, not made in a refinery		324191-0121	12/80	234.7	245.9	241.9	16.5	-1.6
Secondary products and miscellaneous receipts		324191-SM						
Miscellaneous receipts		324191-M	12/80	204.0	205.7	205.7	4.4	0
Secondary products		324191-S	12/80	207.6	209.1	210.2	12.7	.5
All other petroleum and coal products manufacturing	324199		12/03	123.4	125.4	125.5	8.4	.1
Primary products		324199-P	12/03	124.5	126.5	126.7	8.1	.2
All other petroleum and coal products, except coke oven products		324199-2	12/02	126.7	128.8	128.9	8.0	.1
Secondary products and miscellaneous receipts		324199-SM						
Chemical mfg	325		12/84	197.2	198.5	198.8	4.0	.2
Basic chemical mfg	3251		12/84	246.7	249.8	249.9	5.7	0
Petrochemical mfg	32511		12/03	177.2	180.5	182.8	5.5	1.3
Petrochemical manufacturing	325110		12/03	178.1	181.5	183.8	5.4	1.3
Primary products		325110-P	12/03	205.9	214.6	217.1	3.4	1.2
Aromatics (benzene, toluene, xylene, etc), not made in a refinery		325110-1	05/83	266.2	280.6	279.2	14.4	-.5
Liquefied refinery gases (aliphatics), not made in a refinery		325110-4	06/01	215.6	223.7	227.7	0	1.8
Secondary products and miscellaneous receipts		325110-SM						
Industrial gas mfg	32512		12/03	120.9	117.0	126.8	-2.8	8.4
Industrial gas manufacturing	325120		12/03	120.9	117.0	126.8	-2.8	8.4
Primary products		325120-P	06/81	183.8	176.4	191.3	-5.9	8.4
Oxygen		325120-A	06/81	214.0	209.9	216.5	7.9	3.1
Other industrial gases, including argon, hydrogen, helium, and carbon monoxide		325120-D	06/81	231.4	211.7	244.5	-21.2	15.5
Acetylene		325120-1	06/81	239.1	246.5	([3])	([3])	([3])
Carbon dioxide		325120-4	06/81	171.8	179.0	201.0	19.0	12.3
Nitrogen		325120-7	06/81	115.6	113.7	117.1	8.3	3.0
Secondary products and miscellaneous receipts		325120-SM						
Synthetic dye and pigment mfg	32513		12/03	111.7	112.4	112.8	4.1	.4
Inorganic dye and pigment manufacturing	325131		06/83	178.0	180.3	181.2	7.7	.5

See footnotes at end of table.

Table 5. Producer price indexes for the net output of selected industries and their products, not seasonally adjusted —Continued

Industry and product[1]	Industry code	Product code	Index base	Index June 2006[2]	Index Sep. 2006[2]	Index Oct. 2006[2]	Percent change to Oct. 2006 from: Oct. 2005	Percent change to Oct. 2006 from: Sep. 2006
Inorganic dye and pigment manufacturing—Continued								
Primary products		325131-P	06/83	173.5	175.7	175.8	6.6	0.1
Titanium dioxide		325131-1	06/83	168.3	170.8	168.2	3.1	-1.5
White opaque inorganic pigments		325131-2	06/90	78.6	78.6	(3)	(3)	(3)
Chrome colors and other inorganic pigments		325131-3	06/83	213.5	215.6	225.5	19.1	4.6
Chrome colors		325131-311	12/01	112.6	112.6	(3)	(3)	(3)
Iron oxide pigments		325131-331	06/83	202.5	202.5	202.5	4.5	0
All other inorganic pigments n.e.c.		325131-399	12/97	151.6	154.2	166.4	25.7	7.9
Secondary products and miscellaneous receipts		325131-SM						
Miscellaneous receipts		325131-M	06/83	204.3	204.3	(3)	(3)	(3)
Secondary products		325131-S	06/83	227.3	230.1	251.5	27.4	9.3
Synthetic organic dye and pigment manufacturing	325132		12/03	98.6	98.4	98.3	-1.4	-.1
Primary products		325132-P	12/03	97.9	97.5	97.4	-2.0	-.1
Synthetic organic dyes		325132-1	12/82	88.7	87.0	87.1	-3.3	.1
Synthetic organic pigments, lakes, and toners		325132-4	12/82	132.0	132.5	132.2	-1.5	-.2
Secondary products and miscellaneous receipts		325132-SM						
Other basic inorganic chemical mfg	32518		12/03	149.7	150.8	150.0	21.4	-.5
Alkalies and chlorine	325181		12/80	314.2	309.9	308.1	12.3	-.6
Primary products		325181-P	12/80	284.4	277.2	275.4	11.8	-.6
Chlorine, compressed or liquefied		325181-1	12/80	292.1	294.6	303.8	31.4	3.1
Sodium hydroxide (caustic soda)		325181-4	12/80	280.0	263.6	253.4	.2	-3.9
Other alkalies (excluding caustic soda)		325181-7	12/80	117.3	118.7	118.4	1.8	-.3
Secondary product and miscellaneous receipts		325181-SM						
Carbon black manufacturing	325182		12/83	215.7	218.1	215.4	8.9	-1.2
Primary products		325182-P	12/83	216.5	219.0	216.3	9.4	-1.2
Carbon black, all processes		325182-1	12/83	216.5	219.0	216.3	9.4	-1.2
Secondary products and miscellaneous receipts		325182-SM						
All other basic inorganic chemical manufacturing	325188		12/82	212.1	214.4	213.4	24.0	-.5
Primary products		325188-P	12/82	187.0	190.2	189.5	24.7	-.4
Inorganic potassium and sodium compounds, except alkalies, alums, and bleaches		325188-A	12/82	186.1	189.1	185.7	15.3	-1.8
Chemical catalytic preparations (excluding silica gel catalyst)		325188-D	12/82	152.7	162.7	157.6	10.7	-3.1
All other inorganic chemicals, nec (inc nuclear fuel)		325188-G	12/03	154.6	155.1	155.4	35.8	.2
Sulfuric acid, gross (new and fortified)		325188-1	12/82	160.8	160.7	160.7	.9	0
Inorganic acids, except nitric, sulfuric, and phosphoric		325188-4	12/82	88.0	95.8	99.6	13.8	4.0
Other inorganic aluminum compounds		325188-7	12/82	176.5	(3)	189.4	17.1	(3)
Secondary products and miscellaneous receipts		325188-SM						
Other basic organic chemical mfg	32519		12/03	121.4	123.7	121.8	2.2	-1.5
Gum and wood chemical manufacturing	325191		06/84	212.3	223.8	241.7	32.4	8.0
Primary products		325191-P	06/84	210.9	222.9	241.8	34.6	8.5
Gum and wood chemicals, inc. wood distillation products		325191-1	06/84	210.9	222.9	241.8	34.6	8.5
Secondary products and miscellaneous receipts		325191-SM						
Cyclic crude and intermediate manufacturing	325192		12/03	125.3	135.0	128.6	8.3	-4.7
Primary products		325192-P	12/03	123.0	134.5	126.9	10.3	-5.7
Cyclic (coal tar) intermediates		325192-1	12/82	153.3	168.5	158.5	10.9	-5.9
Tar, tar crudes, and tar pitches		325192-4	05/83	(3)	(3)	(3)	(3)	(3)
Secondary products and miscellaneous receipts		325192-SM						
Ethyl alcohol manufacturing	325193		12/03	158.9	143.1	132.6	5.9	-7.3
Primary products		325193-P	12/82	253.9	226.2	207.1	7.5	-8.4
Ethyl alcohol		325193-1	12/82	253.9	226.2	207.1	7.5	-8.4
Secondary products and miscellaneous receipts		325193-SM						
All other basic organic chemical manufacturing	325199		12/03	124.1	125.8	125.5	-.1	-.2
Primary products		325199-P	12/82	203.8	207.6	207.2	.4	-.2
Synthetic organic chemicals for use as flavor and perfume materials		325199-H	12/03	101.8	102.0	102.8	1.1	.8
Synthetic organic rubber processing chemicals		325199-K	12/03	139.6	142.0	142.3	22.7	.2
Synthetic organic plasticizers		325199-N	12/03	153.9	148.8	151.3	-3.4	1.7
Miscellaneous end use chemicals and other industrial organic chemicals, nec		325199-T	12/82	162.8	169.3	165.5	1.2	-2.2
Miscellaneous cyclic and acyclic chemicals, nec		325199-U	12/82	245.3	248.9	250.1	0	.5
Fatty acids		325199-1	06/85	104.5	(3)	104.2	-1.4	(3)
Secondary products and miscellaneous receipts		325199-SM						
Resin, synthetic rubber, and artificial/synthetic fiber/filaments mfg	3252		12/84	175.0	177.7	178.4	1.4	.4
Resin and synthetic rubber mfg	32521		12/03	140.8	143.6	144.4	1.5	.6
Plastics material & resins mfg	325211		12/80	235.1	239.6	241.0	1.0	.6
Primary products		325211-P	12/80	212.0	215.8	216.3	-.8	.2

See footnotes at end of table.

Table 5. Producer price indexes for the net output of selected industries and their products, not seasonally adjusted —Continued

Industry and product[1]	Industry code	Product code	Index base	Index			Percent change to Oct. 2006 from:	
				June 2006[2]	Sep. 2006[2]	Oct. 2006[2]	Oct. 2005	Sep. 2006
Plastics material & resins mfg—Continued								
Thermoplastics resins and plastics materials		325211-1	12/80	209.8	213.3	213.4	-1.8	0.0
Thermosetting resins and plastics materials		325211-4	12/80	223.0	228.3	230.7	5.0	1.1
Secondary products and miscellaneous receipts		325211-SM						
Miscellaneous receipts		325211-M	12/98	107.4	([3])	([3])	([3])	([3])
Secondary products		325211-S	12/80	405.4	416.1	425.1	9.8	2.2
Synthetic rubber manufacturing	325212		06/81	159.2	163.4	164.5	6.7	.7
Primary products		325212-P	06/81	164.0	167.4	168.9	5.7	.9
Synthetic rubber, inc. SBR, ethylene propylene, & all other synthetic elastomers		325212-9	06/81	164.0	167.4	168.9	5.7	.9
Secondary products and miscellaneous receipts		325212-SM						
Secondary products		325212-S	06/81	152.2	([3])	161.5	14.8	([3])
Artificial and synthetic fibers/filaments mfg	32522		12/03	112.1	111.0	110.4	.8	-.5
Manufactured noncellulosic fibers	325222		06/81	114.1	112.9	112.3	.7	-.5
Primary products		325222-P	06/81	114.5	113.4	112.7	.7	-.6
Nylon and other polyamide fibers		325222-1	12/89	108.5	105.1	103.4	2.6	-1.6
Polyolefin fibers		325222-4	12/89	171.1	174.7	174.8	.5	.1
Polyester fibers		325222-7	12/89	98.1	98.0	98.0	-.2	0
Pesticide, fertilizer, and other agricultural chemical mfg	3253		12/84	156.9	156.1	154.2	-1.0	-1.2
Fertilizer mfg	32531		12/03	124.0	121.2	119.7	-2.9	-1.2
Nitrogenous fertilizer manufacturing	325311		12/79	242.7	230.8	229.1	-10.5	-.7
Primary products		325311-P	12/79	236.8	224.9	223.2	-11.2	-.8
Synthetic ammonia, nitric acid, and ammonium compounds		325311-1	12/79	261.0	243.6	240.8	-9.2	-1.1
Urea		325311-2	12/79	143.2	147.0	147.9	-18.3	.6
Nitrogenous fertilizer materials of organic origin		325311-3	06/03	112.7	111.3	115.3	-13.8	3.6
Secondary products and miscellaneous receipts		325311-SM						
Secondary products		325311-S	12/79	245.1	235.2	233.9	-.2	-.6
Phosphatic fertilizer manufacturing	325312		12/79	186.7	183.5	182.4	2.8	-.6
Primary products		325312-P	12/79	157.1	154.6	153.6	2.1	-.6
Superphosphate and other phosphatic fertilizer materials		325312-2	12/79	155.1	149.4	147.8	-.9	-1.1
Mixed fertilizers, made by plants which manufacture fertilizer materials		325312-4	12/79	184.8	([3])	190.6	2.1	([3])
Secondary products and miscellaneous receipts		325312-SM						
Secondary products		325312-S	12/79	341.4	([3])	328.8	9.6	([3])
Fertilizer (mixing only) manufacturing	325314		12/79	174.6	174.3	169.6	-2.9	-2.7
Primary products		325314-P	12/79	171.7	171.3	166.5	-2.9	-2.8
Fertilizers, mixing only		325314-1	06/86	152.5	152.1	147.9	-2.9	-2.8
Mixed fertilizers, solid		325314-125	06/03	116.7	116.2	112.6	-3.2	-3.1
Mixed fertilizers, liquid		325314-131	06/86	167.7	169.1	167.4	-1.2	-1.0
Secondary products and miscellaneous receipts		325314-SM						
Miscellaneous receipts		325314-M	12/79	167.9	167.9	165.1	-3.6	-1.7
Secondary products		325314-S	12/79	205.8	213.8	195.1	5.4	-8.7
Pesticide and other agricultural chemical mfg	32532		12/03	104.3	106.0	104.8	1.4	-1.1
Pesticide and other agricultural chemical manufacturing	325320		06/82	143.6	146.0	144.3	1.3	-1.2
Primary products		325320-P	06/82	151.2	154.1	152.1	1.0	-1.3
Agricultural and commercial insecticides and chemicals		325320-A	06/03	102.8	105.0	103.3	-.4	-1.6
Lawn and garden pesticides and chemicals		325320-B	06/03	102.8	([3])	104.9	7.6	([3])
Household and institutional pesticides and chemicals		325320-C	06/03	113.6	113.6	113.9	15.2	.3
Secondary products and miscellaneous receipts		325320-SM						
Secondary products		325320-S	06/82	120.7	120.7	120.7	4.7	0
Pharmaceutical and medicine mfg	3254		12/84	266.9	266.9	267.6	3.9	.3
Pharmaceutical and medicine mfg	32541		12/03	111.9	111.9	112.1	3.9	.2
Medicinal & botanical mfg	325411		06/82	134.6	134.9	134.6	-.4	-.2
Primary products		325411-P	06/82	136.9	136.6	136.2	.4	-.3
Synthetic organic medicinal chemicals, in bulk		325411-1	06/82	137.9	137.6	137.5	.8	-.1
Other medicinal chemicals and botanical products, in bulk, n.e.c.		325411-3	06/82	127.6	127.2	125.5	-1.4	-1.3
Secondary products and miscellaneous receipts		325411-SM						
Secondary products		325411-S	06/82	119.6	123.3	123.3	-5.3	0
Pharmaceutical preparation mfg	325412		06/81	399.1	398.9	400.2	4.7	.3
Primary products		325412-P	06/81	420.9	419.9	421.6	4.8	.4
Pharmaceutical preparations, acting on the respiratory system		325412-A	06/01	121.5	119.6	119.8	1.2	.2
Bronchial therapy		325412-A111	06/81	678.8	660.4	660.3	-.7	0
Other respiratory preparations		325412-A112	06/01	119.3	118.8	119.1	2.8	.3
Other respiratory preparations, prescription		325412-A1121	06/01	142.5	141.3	142.0	5.3	.5

See footnotes at end of table.

Table 5. Producer price indexes for the net output of selected industries and their products, not seasonally adjusted —Continued

Industry and product[1]	Industry code	Product code	Index base	Index June 2006[2]	Index Sep. 2006[2]	Index Oct. 2006[2]	Percent change to Oct. 2006 from: Oct. 2005	Percent change to Oct. 2006 from: Sep. 2006
Pharmaceutical preparation mfg—Continued								
Other respiratory preparations, non-prescription		325412-A1122	06/01	99.8	99.8	99.8	0.0	0.0
Pharmaceutical preparations, acting on the digestive or genito-urinary systems		325412-D	06/01	126.3	128.8	131.6	7.0	2.2
Antispasmodic/antisecretory		325412-D111	06/81	422.4	442.0	461.2	10.6	4.3
Other digestive or genito-urinary preparations		325412-D112	06/01	115.0	115.1	115.5	4.1	.3
Other digestive or genito-urinary preparations, prescription		325412-D1121	06/01	118.9	118.9	119.4	5.1	.4
Other digestive or genito-urinary preparations, non-prescription		325412-D1122	06/01	102.4	102.4	102.4	.2	0
Pharmaceutical preparations, acting on the skin		325412-G	06/01	125.4	121.3	121.9	4.2	.5
Skin preparations, prescription		325412-G111	06/81	924.4	863.1	871.9	.7	1.0
Skin preparations, non-prescription		325412-G112	06/81	220.2	221.1	221.0	7.9	0
Pharmaceutical preparations, vitamin, nutrient, and hematinic preparations		325412-L	06/01	103.5	103.4	103.4	1.0	0
Multivitamins		325412-L111	06/81	162.5	162.5	162.5	1.9	0
Other vitamins and nutrients		325412-L112	06/01	103.0	102.9	102.9	.4	0
Other vitamins and nutrients, prescription		325412-L1121	06/01	119.2	119.2	119.1	2.4	-.1
Other vitamins and nutrients, non-prescription		325412-L1122	06/01	96.6	96.5	96.6	-.4	.1
Pharmaceutical preparations, affecting parasitic and infective diseases		325412-Q	06/01	126.8	126.7	125.9	4.7	-.6
Broad and medium spectrum antibiotics		325412-Q111	06/81	311.0	311.1	308.7	6.1	-.8
Systemic antivirals		325412-Q112	06/01	123.8	123.3	122.3	2.1	-.8
Other parasitic and infective diseases		325412-Q113	06/01	128.0	127.8	127.6	3.7	-.2
Pharmaceutical preparations, for veterinary use		325412-T	06/81	131.4	131.9	131.9	3.5	0
Pharmaceuticals, affecting neoplasms, the endocrine system, & metabolic diseases		325412-1	06/01	144.7	142.4	142.0	4.1	-.3
Cancer therapy products		325412-1111	06/81	835.6	746.8	793.4	.5	6.2
Insulin/antidiabetes products		325412-1112	06/81	438.2	458.5	426.4	-.5	-7.0
Other neoplasms, endocrine system, and metabolic diseases, including hormones		325412-1113	06/81	493.5	495.4	495.5	8.8	0
Pharmaceutical preparations, acting on the central nervous system & sense organs		325412-4	06/01	125.1	124.7	125.2	8.0	.4
Analgesics		325412-4111	06/01	111.0	112.0	114.7	5.5	2.4
Analgesics, prescription		325412-41111	06/81	630.5	626.3	649.4	6.2	3.7
Analgesics, non-prescription		325412-41112	06/81	214.5	223.3	223.2	4.1	0
Psychotherapeutics		325412-4112	06/81	2561.3	2559.3	2561.3	10.3	.1
Antidepressants		325412-41121	12/87	450.4	450.3	450.6	16.0	.1
Other psychotherapeutics, including tranquilizers		325412-41123	06/01	125.7	125.5	125.6	5.4	.1
Other central nervous system and sense organs		325412-4113	06/01	107.4	106.3	106.1	5.9	-.2
Pharmaceutical preparations, acting on the cardiovascular system		325412-7	06/81	460.6	460.1	462.8	2.5	.6
Anticoagulants		325412-7111	06/81	109.7	109.7	109.7	.1	0
ACE inhibitors		325412-7112	06/01	106.4	106.7	106.7	.1	0
Other cardiovascular preparations		325412-7113	06/01	135.8	135.3	136.6	4.3	1.0
Secondary products and miscellaneous receipts		325412-SM						
Miscellaneous receipts		325412-M	06/81	382.7	386.1	386.3	4.5	.1
Secondary products		325412-S	06/81	188.9	188.9	188.9	.7	0
In-vitro diagnostic substance mfg	325413		03/80	209.9	209.5	210.0	1.6	.2
Primary products		325413-P	06/87	141.0	140.8	141.3	2.6	.4
Diagnostic substances, in-vitro		325413-1	06/91	125.2	125.0	125.5	2.6	.4
Reagents		325413-11	06/87	131.5	131.0	132.4	2.2	1.1
Standards and controls		325413-12	06/87	159.3	159.9	157.7	-.2	-1.4
Blood bank, hematology, and coagulation products		325413-13	06/00	133.4	133.9	132.8	9.8	-.8
Microbiology, serology, histology, virology, and cytology products		325413-14	06/87	139.2	139.7	140.2	3.0	.4
Diagnostic substances, in vitro, culture media		325413-15	12/03	113.0	113.0	113.0	2.5	0
Other in vitro diagnostic substances		325413-16	12/03	97.5	97.4	96.7	-.6	-.7
Secondary products and miscellaneous receipts		325413-SM						
Miscellaneous receipts		325413-M	12/80	315.0	315.0	315.0	.6	0
Secondary products		325413-S	03/80	247.3	246.3	246.5	-.3	.1
Biological products (exc diagnostic) mfg	325414		06/91	165.4	165.9	166.0	4.3	.1
Primary products		325414-P	06/91	158.7	159.4	159.4	3.9	0
Blood & blood derivatives, except diagnostics, for human use		325414-1	03/80	169.3	([3])	170.6	10.0	([3])
Other biologics, except diagnostics, for human use		325414-3	06/87	236.1	236.1	236.2	.8	0
Biological prod. for veterinary, industrial, & other uses, nec, exc diagnostics		325414-4	03/80	121.0	121.1	121.1	3.9	0
Secondary products and miscellaneous receipts		325414-SM						
Miscellaneous receipts		325414-M	12/93	214.0	214.0	214.1	5.8	0
Paint, coating & adhesive mfg	3255		12/03	117.2	117.8	118.4	7.4	.5
Paint and coating mfg	32551		06/83	201.9	203.1	204.2	8.0	.5
Paint and coating manufacturing	325510		06/83	201.6	202.7	203.8	7.9	.5
Primary products		325510-P	06/83	202.8	203.9	205.0	8.3	.5
Architectural coatings		325510-1	06/83	218.7	218.7	218.8	8.6	0
Product finishes for original equipment manufacturers, excl. marine coatings		325510-4	06/83	145.7	146.9	147.1	6.5	.1
Special purpose coatings incl. marine, industrial, and maint. coatings, etc.		325510-7	06/83	262.3	265.1	268.8	8.9	1.4
Miscellaneous allied products incl. paint removers, thinners, etc.		325510-8	12/88	198.7	200.6	204.2	11.0	1.8
Secondary products and miscellaneous receipts		325510-SM						
Miscellaneous receipts		325510-M	06/83	176.2	177.1	178.8	3.2	1.0

See footnotes at end of table.

Table 5. Producer price indexes for the net output of selected industries and their products, not seasonally adjusted —Continued

Industry and product[1]	Industry code	Product code	Index base	Index June 2006[2]	Index Sep. 2006[2]	Index Oct. 2006[2]	Percent change to Oct. 2006 from: Oct. 2005	Percent change to Oct. 2006 from: Sep. 2006
Paint and coating manufacturing—Continued								
Secondary products		325510-S	06/83	197.1	197.2	198.4	7.2	0.6
Adhesive mfg	32552		12/03	114.9	115.4	115.8	6.1	.3
Adhesive manufacturing	325520		12/83	186.8	187.6	188.4	6.3	.4
Primary products		325520-P	12/83	186.8	187.6	188.4	6.0	.4
Natural base glues and adhesives		325520-1	12/83	210.3	([3])	210.3	-.3	([3])
Synthetic resin and rubber adhesives, incl. all bonding and laminating adhesives		325520-4	12/83	192.8	193.4	193.9	6.2	.3
Rubber and synthetic resin combinations		325520-42	12/83	183.1	([3])	([3])	([3])	([3])
Hot melt adhesives, including polyamide, polyolefin, and other hot melts		325520-43	12/83	236.3	([3])	([3])	([3])	([3])
Vinyl type adhesives		325520-45	12/83	178.3	([3])	([3])	([3])	([3])
Other synthetic resin and rubber adhesives		325520-46	06/97	128.1	([3])	([3])	([3])	([3])
Caulking compounds and sealants		325520-8	06/06	100.0	100.9	101.6	([3])	.7
Secondary products and miscellaneous receipts		325520-SM						
Miscellaneous receipts		325520-M	12/83	212.5	([3])	212.5	3.2	([3])
Secondary products		325520-S	12/83	165.9	165.9	167.6	11.4	1.0
Soap, cleaners, and toilet preparation mfg	3256		12/84	144.2	145.2	145.4	3.2	.1
Soap & cleaning compound mfg	32561		12/03	110.1	111.0	111.2	4.6	.2
Soap & other detergent mfg	325611		06/83	143.4	145.8	145.5	5.7	-.2
Primary products		325611-P	06/83	138.0	141.2	140.8	8.1	-.3
Commercial, industrial, institutional soap & detergents, excl specialty cleaners		325611-1	06/83	174.4	194.0	188.4	11.7	-2.9
Household detergents		325611-4	06/83	117.4	117.5	118.1	6.9	.5
Household soaps, except specialty cleaners		325611-7	06/83	160.5	160.5	160.7	6.6	.1
Secondary products and miscellaneous receipts		325611-SM						
Miscellaneous receipts		325611-M	06/83	150.4	150.4	150.4	.1	0
Secondary products		325611-S	06/83	168.1	169.2	169.2	1.5	0
Polish & other sanitation good mfg	325612		06/83	152.2	151.9	152.8	3.0	.6
Primary products		325612-P	06/83	153.6	153.2	154.3	2.5	.7
Household bleaches (chlorine and nonchlorine)		325612-2	06/83	167.8	([3])	([3])	([3])	([3])
Specialty cleaning and sanitation products		325612-3	06/83	145.7	146.1	146.8	2.7	.5
Disinfectants, nonagricultural		325612-332	06/83	160.4	160.6	160.9	1.3	.2
Household laundry aids, incl. fabric softeners and rinses		325612-343	06/83	147.6	147.3	147.3	.1	0
Air and room fresheners		325612-383	06/83	131.9	133.2	134.6	5.1	1.1
Other spec. cleaning prods., incl. glass window preps., toilet bowl clnrs., rug clnrs., etc.		325612-399	06/89	130.2	130.5	131.3	3.3	.6
Polishing preparations and related products		325612-4	06/83	167.4	163.6	167.2	1.6	2.2
Secondary products and miscellaneous receipts		325612-SM						
Miscellaneous receipts		325612-M	06/83	115.4	([3])	115.4	1.1	([3])
Secondary products		325612-S	06/83	175.0	175.0	175.5	7.1	.3
Surface active agent manufacturing	325613		12/83	177.4	176.9	178.6	3.8	1.0
Primary products		325613-P	12/83	186.6	186.0	188.6	3.9	1.4
Surfactants, finishing agents, and assistants		325613-2	12/83	186.6	186.0	188.6	3.9	1.4
Textile and leather assistants and finishes		325613-21	12/83	146.9	147.6	148.6	4.5	.7
Surfactants (bulk surface active agents)		325613-22	12/83	195.0	194.2	197.0	3.8	1.4
Secondary products and miscellaneous receipts		325613-SM						
Secondary products		325613-S	12/83	164.3	([3])	([3])	([3])	([3])
Toilet preparation mfg	32562		12/03	101.9	102.4	102.6	1.3	.2
Toilet preparation mfg	325620		03/80	185.3	186.2	186.5	1.2	.2
Primary products		325620-P	03/80	185.9	186.9	187.2	1.2	.2
Creams, lotions, oils (excl. shaving, hair, deodorant, eye, manicuring and bath)		325620-D	03/80	188.6	192.8	192.2	3.2	-.3
Other cosmetics and toilet preparations, nec		325620-G	06/99	103.2	103.3	104.0	.7	.7
Shaving preparations		325620-1	03/80	156.0	161.5	161.5	4.7	0
Perfume, toilet water, and cologne		325620-4	03/80	207.3	207.8	207.6	.9	-.1
Hair preparations (including shampoos)		325620-7	03/80	186.1	185.9	186.1	.9	.1
Secondary products and miscellaneous receipts		325620-SM						
Secondary products		325620-S	03/80	292.1	292.8	292.7	1.4	0
Other chemical product & preparation mfg	3259		12/03	113.9	114.9	114.9	4.5	0
Printing ink mfg	32591		12/03	107.8	108.0	108.9	4.6	.8
Printing ink manufacturing	325910		06/84	144.5	144.8	145.9	4.6	.8
Primary products		325910-P	06/84	144.5	144.7	145.9	4.7	.8
Flexographic printing inks		325910-A	06/84	138.1	138.1	139.4	7.6	.9
Printing inks, nec		325910-H	06/84	167.7	167.8	167.8	5.3	0
Letterpress printing inks		325910-1	06/84	178.1	178.2	179.7	4.0	.8

See footnotes at end of table.

Table 5. Producer price indexes for the net output of selected industries and their products, not seasonally adjusted —Continued

Industry and product[1]	Industry code	Product code	Index base	Index June 2006[2]	Index Sep. 2006[2]	Index Oct. 2006[2]	Percent change to Oct. 2006 from: Oct. 2005	Percent change to Oct. 2006 from: Sep. 2006
Printing ink manufacturing—Continued								
Gravure printing inks		325910-7	06/84	138.6	138.8	138.6	4.4	-0.1
Lithographic & offset printing inks		325910-9	06/84	139.7	139.9	141.8	3.9	1.4
Secondary products and miscellaneous receipts		325910-SM						
Miscellaneous receipts		325910-M	06/84	165.2	168.3	167.4	1.9	-.5
Secondary products		325910-S	06/84	111.2	112.4	112.4	2.1	0
Explosives manufacturing	325920		12/80	255.7	253.4	255.2	4.2	.7
Primary products		325920-P	12/80	227.6	226.4	227.7	4.1	.6
Explosives, propellants, and blasting accessories		325920-1	12/80	229.1	227.8	229.2	4.1	.6
Secondary products and miscellaneous receipts		325920-SM						
Miscellaneous receipts		325920-M	12/80	375.2	360.0	366.5	5.2	1.8
Secondary products		325920-S	12/95	145.7	145.7	145.7	21.7	0
All other chemical product & preparation mfg	32599		12/03	114.8	116.0	115.9	4.5	-.1
Custom compounding of purchased resin	325991		06/93	135.7	137.3	137.3	7.4	0
Primary products		325991-P	06/93	139.1	140.9	140.9	7.0	0
Custom compounding of purchased resins and color concentrates		325991-1	06/93	139.1	140.9	140.9	7.0	0
Custom compounding of purchased resins		325991-112	06/93	141.3	143.9	143.9	7.9	0
Plastics color concentrates		325991-113	06/93	132.4	131.4	131.4	3.1	0
Secondary products and miscellaneous receipts		325991-SM						
Photo film, paper, plate & chemical mfg	325992		12/03	103.5	103.5	103.6	.6	.1
Primary products		325992-P	12/03	104.6	104.6	104.6	.8	0
Photo sensitized film, plates, paper & cloth, silver halide type (except x-ray)		325992-1	01/00	95.5	95.5	([3])	([3])	([3])
Sensitized photo film, plates, paper & cloth, no silver halide type (incl x-ray)		325992-3	12/03	([3])	([3])	([3])	([3])	([3])
Prepared photographic chemicals		325992-5	12/83	81.1	81.1	([3])	([3])	([3])
Secondary products and miscellaneous receipts		325992-SM						
Secondary products		325992-S	12/03	95.6	95.6	96.1	-1.2	.5
All other misc chemical prod & prep mfg	325998		06/85	171.2	174.0	173.4	5.5	-.3
Primary products		325998-P	06/85	168.9	171.3	170.7	4.3	-.4
Water treating compounds		325998-A	06/85	165.1	165.1	165.1	-2.2	0
Automotive chemicals		325998-E	12/03	132.7	([3])	133.1	2.8	([3])
Chemical preparations, nec, inc essential oils		325998-H	06/85	168.5	172.3	171.4	7.0	-.5
Evaporated salt, except table salt		325998-1	06/85	160.0	160.1	([3])	([3])	([3])
Secondary products and miscellaneous receipts		325998-SM						
Miscellaneous receipts		325998-M	12/03	121.5	121.5	121.5	3.8	0
Secondary products		325998-S	06/85	200.3	210.1	209.6	19.9	-.2
Plastics and rubber products mfg	326		12/84	148.9	150.7	151.6	5.5	.6
Plastics product mfg	3261		06/93	133.3	134.9	135.5	5.5	.4
Unsupported plastics film, sheet, and bag mfg	32611		12/03	123.3	123.5	125.5	4.4	1.6
Unsupported plastics bag manufacturing	326111		12/03	127.6	125.9	127.9	4.5	1.6
Primary products		326111-P	12/03	129.7	127.5	129.5	4.5	1.6
Single-web film specialty bags, pouches, and liners		326111-1	12/83	198.5	194.6	198.2	5.3	1.8
Secondary products and miscellaneous receipts		326111-SM						
Secondary products		326111-S	12/03	114.3	116.6	118.2	1.7	1.4
Unsupported plastics film and sheet mfg	326112		12/03	111.0	111.2	110.7	1.6	-.4
Primary products		326112-P	12/03	112.0	112.0	112.0	1.1	0
Coated single-web film, rolls and sheets, including coextruded		326112-1	12/87	157.6	157.6	157.6	1.4	0
Film-film multiweb laminated rolls and sheets for flexible packaging uses		326112-3	12/87	150.0	150.0	150.0	.9	0
Secondary products and miscellaneous receipts		326112-SM						
Secondary products		326112-S	12/03	105.6	107.0	104.2	4.2	-2.6
Unsupported plastics film/sheet (excluding packaging) manufacturing	326113		06/93	148.0	149.5	152.6	5.0	2.1
Primary products		326113-P	12/82	177.8	180.0	184.0	5.2	2.2
Unsupported plastics film and sheet		326113-1	12/82	177.8	180.0	184.0	5.2	2.2
Unsupported polyethylene film and sheet		326113-102	06/93	196.2	202.6	209.0	5.9	3.2
Unsupported vinyl and vinyl copolymer film and sheet		326113-104	06/93	136.7	139.3	139.5	6.6	.1
Other unsupported plastics film and sheet		326113-106	06/93	130.6	128.6	131.1	3.7	1.9
Secondary products and miscellaneous receipts		326113-SM						
Secondary products		326113-S	06/93	123.2	122.0	([3])	([3])	([3])
Plastics pipe/fitting/unsupported shapes mfg	32612		12/03	140.8	144.0	144.5	8.9	.3
Unlaminated plastics profile shapes	326121		06/93	117.3	118.0	121.3	7.7	2.8
Primary products		326121-P	12/82	151.3	152.6	157.3	7.9	3.1
Unlaminated plastics profile shapes		326121-1	12/82	151.3	152.6	157.3	7.9	3.1
Secondary products and miscellaneous receipts		326121-SM						
Secondary products		326121-S	06/93	140.8	139.0	140.8	7.8	1.3

See footnotes at end of table.

Table 5. Producer price indexes for the net output of selected industries and their products, not seasonally adjusted —Continued

Industry and product[1]	Industry code	Product code	Index base	Index June 2006[2]	Index Sep. 2006[2]	Index Oct. 2006[2]	Percent change to Oct. 2006 from: Oct. 2005	Percent change to Oct. 2006 from: Sep. 2006
Plastics pipe & pipe fitting mfg	326122		06/93	209.5	216.2	214.0	9.5	-1.0
Primary products		326122-P	12/82	201.1	207.1	205.2	9.6	-.9
Plastics pipe		326122-1	12/82	207.7	214.7	212.2	8.4	-1.2
Plastics drain, waste and vent pipe		326122-11	06/87	144.6	149.4	143.4	-5.2	-4.0
Plastics water pipe		326122-13	06/87	181.8	189.9	189.0	11.3	-.5
Plastics industrial and mining pipe (incl. chemical processing, food processing)		326122-15	06/93	296.1	301.0	301.0	11.3	0
Plastics sewer pipe		326122-16	06/87	191.5	201.1	200.6	-8.2	-.2
Plastics oil and gas pipe		326122-17	07/93	141.0	145.2	145.7	([3])	.3
Other plastics pipe		326122-19	07/87	329.4	331.3	327.1	47.1	-1.3
Plastics pipe fittings and unions		326122-3	12/03	137.2	136.9	138.4	21.5	1.1
Secondary products and miscellaneous receipts		326122-SM						
Miscellaneous receipts		326122-M	12/99	109.9	116.1	116.5	8.3	.3
Secondary products		326122-S	06/93	([3])	([3])	([3])	([3])	([3])
Laminated plastics plate, sheet, and shape mfg	32613		12/03	108.6	107.9	108.2	2.8	.3
Laminated plastics plate, sheet, and shape mfg	326130		06/93	135.1	134.2	134.6	2.7	.3
Primary products		326130-P	12/82	175.2	173.9	174.4	2.8	.3
Plastics laminates (excluding flexible packaging)		326130-1	12/82	175.2	173.9	174.4	2.8	.3
Secondary products and miscellaneous receipts		326130-SM						
Secondary products		326130-S	06/93	127.6	127.6	127.6	([3])	0
Polystyrene foam product mfg	32614		12/03	120.4	121.3	121.9	3.5	.5
Polystyrene foam product manufacturing	326140		12/03	120.4	121.3	121.9	3.5	.5
Primary products		326140-P	12/03	120.4	121.4	121.9	3.5	.4
Packaging polystyrene foam products		326140-2	12/03	116.3	116.0	117.3	6.4	1.1
Polystyrene foam food containers		326140-21	06/06	100.0	99.2	101.8	([3])	2.6
Polystyrene foam shipping pads/shaped cushioning/other foam pkging supplies		326140-22	06/06	100.0	100.2	100.2	([3])	0
Building and construction polystyrene foam products		326140-3	12/03	([3])	112.7	113.0	([3])	.3
Consumer and institutional polystyrene foam products		326140-5	12/82	159.7	161.4	161.7	2.5	.2
All other polystyrene foam products incl transportation application uses		326140-7	06/06	100.0	100.0	100.1	([3])	.1
Secondary products and miscellaneous receipts		326140-SM						
Miscellaneous receipts		326140-M	06/04	([3])	117.1	119.9	([3])	2.4
Secondary products		326140-S	05/04	([3])	([3])	118.6	([3])	([3])
Foam product (ex polystyrene) mfg	32615		12/03	136.5	141.2	141.0	29.6	-.1
Urethane and other foam product mfg	326150		12/03	136.5	141.2	141.0	29.5	-.1
Primary products		326150-P	12/03	136.4	141.6	141.4	32.3	-.1
Transportation polyurethane foam products		326150-1	12/82	157.7	157.8	161.0	28.0	2.0
Packaging polyurethane foam products		326150-2	12/03	119.6	119.6	119.6	([3])	0
Building and construction polyurethane foam products		326150-3	12/03	125.2	125.2	125.2	6.3	0
Furniture and furnishings polyurethane foam products		326150-4	12/82	229.1	248.6	245.8	62.1	-1.1
Consumer and institutional polyurethane foam products		326150-5	12/03	103.8	103.8	102.1	([3])	-1.6
Miscellaneous polyurethane foam products, nec		326150-6	12/03	102.5	103.2	103.2	([3])	0
Products made of foam other than polystyrene or polyurethane, incl. vinyl		326150-9	12/99	121.1	119.5	119.7	([3])	.2
Secondary products and miscellaneous receipts		326150-SM						
Secondary products		326150-S	12/03	130.9	([3])	130.9	([3])	([3])
Plastics bottle mfg	32616		12/03	117.1	118.7	119.8	.3	.9
Plastics bottle manufacturing	326160		06/93	132.0	133.8	135.1	.4	1.0
Primary products		326160-P	12/82	150.7	152.9	154.3	.5	.9
Plastic bottles		326160-1	06/87	143.6	145.7	147.1	.5	1.0
Secondary products and miscellaneous receipts		326160-SM						
Secondary products		326160-S	06/93	141.9	([3])	([3])	([3])	([3])
Other plastics product mfg	32619		12/03	111.3	112.7	112.8	3.9	.1
Plastics plumbing fixture mfg	326191		06/93	127.9	128.5	127.7	2.5	-.6
Primary products		326191-P	06/93	127.7	128.4	127.8	3.1	-.5
Plastics plumbing fixtures		326191-1	06/93	127.7	128.4	127.8	3.1	-.5
Secondary products and miscellaneous receipts		326191-SM						
Miscellaneous receipts		326191-M	12/04	100.0	100.0	([3])	([3])	([3])
Secondary products		326191-S	12/04	96.9	([3])	96.9	0	([3])
Resilient floor coverings	326192		12/85	153.0	154.2	155.4	4.4	.8
Primary products		326192-P	12/85	156.3	157.6	158.8	4.5	.8
Resilient floor coverings		326192-1	12/85	156.3	157.6	158.8	4.5	.8
Resilient floor coverings, sheet, including vinyl and rubber		326192-1111	06/06	100.0	102.2	103.4	([3])	1.2
Resilient floor coverings, tile, including vinyl and rubber		326192-1121	06/06	100.0	99.1	99.3	([3])	.2
Secondary products and miscellaneous receipts		326192-SM						
Miscellaneous receipts		326192-M	06/06	100.0	102.2	102.2	([3])	0

See footnotes at end of table.

Table 5. Producer price indexes for the net output of selected industries and their products, not seasonally adjusted —Continued

Industry and product[1]	Industry code	Product code	Index base	Index June 2006[2]	Index Sep. 2006[2]	Index Oct. 2006[2]	Percent change to Oct. 2006 from: Oct. 2005	Percent change to Oct. 2006 from: Sep. 2006
All other plastics product manufacturing	326199		06/93	123.2	124.7	124.8	3.8	0.1
Primary products		326199-P	06/87	145.1	147.2	147.2	4.0	0
Reinforced and fiberglass plastics products, nec		326199-A	06/93	123.6	123.7	123.6	1.1	-.1
Transportation plastics products (except foam & reinforced plastics)		326199-1	06/93	99.0	99.2	99.1	.6	-.1
Electrical & electronic fabricated plastics products (excl foam & reinforced)		326199-2	12/82	119.5	119.7	119.5	5.8	-.2
Industrial machinery non-foam plastics products (incl gears, bearings, bushings)		326199-3	06/93	115.1	115.1	116.1	1.5	.9
Plastics packaging (except film and sheet, foam, and bottles)		326199-4	06/93	141.7	145.2	147.0	3.2	1.2
Plastics dinnerware, kitchenware, & microwavable ware (except foam & cups)		326199-5	06/93	193.3	202.2	211.0	16.5	4.4
Consumer, institutional, & commercial plastics products (except foam), nec		326199-6	06/93	121.1	123.7	122.2	5.0	-1.2
Plastics furniture components & furnishings (except foam & reinforced plastics)		326199-7	12/82	160.0	167.8	164.9	4.6	-1.7
Building & construction plastics products (except foam or reinforced plastics)		326199-8	12/03	109.1	110.4	109.3	5.1	-1.0
Plastics shoe products, including taps, soling slabs, and quarterlings		326199-9	06/84	152.8	([3])	157.4	5.6	([3])
Secondary products and miscellaneous receipts		326199-SM						
Miscellaneous receipts		326199-M	12/99	99.2	99.7	([3])	([3])	([3])
Secondary products		326199-S	06/93	133.6	131.6	134.4	3.8	2.1
Rubber product mfg	3262		12/03	111.3	112.9	113.9	5.9	.9
Tire mfg	32621		06/81	122.6	125.8	127.4	7.6	1.3
Tire manufacturing (except retreading)	326211		06/81	122.6	125.8	127.4	7.6	1.3
Primary products		326211-P	06/81	116.9	120.0	121.6	7.8	1.3
Solid and semi-pneumatic tires		326211-D	12/03	113.4	([3])	116.5	7.3	([3])
Tread rubber, tire sundries, and repair materials		326211-H	06/81	175.3	172.7	172.8	5.6	.1
Passenger car pneumatic tires (casings)		326211-1	06/81	110.8	114.4	115.9	10.3	1.3
Truck and bus (including off-highway) pneumatic tires		326211-3	06/81	105.9	108.8	110.7	5.1	1.7
Other truck and bus pneumatic tires		326211-32	12/03	111.5	114.5	116.5	5.1	1.7
Industrial and utility pneumatic tires (inc. garden)		326211-9	12/03	102.5	102.5	102.5	4.9	0
Secondary products and miscellaneous receipts		326211-SM						
Rubber and plastics hose and belting	32622		12/03	110.9	111.3	112.3	3.9	.9
Rubber and plastics hose and belting	326220		12/81	177.3	178.0	179.6	3.9	.9
Primary products		326220-P	12/81	176.4	177.0	178.5	4.0	.8
Industrial rubber and plastics hose without fittings		326220-A	12/04	104.8	104.9	107.2	4.9	2.2
Rubber and plastics water hose (including fire, irrigation, etc.), nec		326220-B	12/04	112.5	113.5	116.8	6.2	2.9
Rubber and plastics garden hose with or without fittings		326220-C	12/81	162.9	162.9	163.7	4.1	.5
Flat rubber and plastics belts and belting		326220-1	12/81	189.7	190.9	190.5	7.1	-.2
Rubber and plastics transmission belts and belting other than flat		326220-2	12/81	154.5	([3])	156.4	2.8	([3])
Rubber and plastics inner tube type airhose other than pneumatic power transfer		326220-7	12/04	120.0	([3])	([3])	([3])	([3])
Pneumatic and hydraulic inner tube type hose without fittings, nec		326220-8	12/04	102.7	104.1	104.1	2.9	0
Hose for on- and off-highway motor vehicles (made of rubber and other materials)		326220-9	12/04	101.1	101.2	101.8	2.0	.6
Secondary products and miscellaneous receipts		326220-SM						
Miscellaneous receipts		326220-M	12/04	107.0	([3])	([3])	([3])	([3])
Secondary products		326220-S	12/81	218.7	219.9	222.3	2.4	1.1
Other rubber product mfg	32629		12/88	130.3	130.7	131.1	4.3	.3
Rubber product manufacturing for mechanical use	326291		12/88	121.7	121.3	121.6	2.1	.2
Primary products		326291-P	12/88	118.6	118.2	118.4	2.0	.2
Molded rubber mechanical goods, automotive		326291-1	06/83	100.4	100.1	100.6	3.6	.5
Molded rubber mechanical goods, transport (exc auto) & off-hwy machinery & equip		326291-2	12/03	108.0	107.9	107.9	.7	0
Molded rubber mechanical goods, nec		326291-3	12/03	109.3	110.0	110.1	3.0	.1
Extruded rubber mechanical goods, automotive (except tubing)		326291-4	06/83	81.6	79.9	79.9	-5.4	0
Extruded rubber mechanical goods (except automotive)		326291-5	12/03	107.1	107.4	107.4	6.3	0
Lathe-cut rubber mechanical goods (except automotive and transportation)		326291-7	12/04	132.9	132.9	132.9	19.3	0
Secondary products and miscellaneous receipts		326291-SM						
Secondary products		326291-S	06/83	157.9	158.4	158.4	3.8	0
All other rubber product manufacturing	326299		06/83	149.8	150.7	151.3	5.8	.4
Primary products		326299-P	06/83	149.1	150.1	150.9	6.0	.5
Rubber sponge, expanded and foam rubber products		326299-1	06/83	161.2	162.4	163.9	13.0	.9
Rubber floor and wall coverings		326299-3	06/83	132.7	132.7	132.7	3.0	0
Rubber druggist and medical sundries (including household gloves)		326299-5	12/03	106.1	106.1	106.4	3.4	.3
Rubber compounds or mixtures for sale or interplant transfer		326299-6	06/83	139.6	141.1	143.0	4.8	1.3
Industrial rubber products, nec		326299-7	06/83	171.6	172.2	172.4	6.4	.1
Rubber goods, nec		326299-9	06/83	141.2	144.1	144.0	4.2	-.1
Secondary products and miscellaneous receipts		326299-SM						
Miscellaneous receipts		326299-M	06/83	([3])	173.3	173.3	([3])	0
Secondary products		326299-S	06/83	140.5	140.9	140.8	2.9	-.1
Nonmetallic mineral product mfg	327		12/84	163.7	164.9	164.7	6.7	-.1

See footnotes at end of table.

Table 5. Producer price indexes for the net output of selected industries and their products, not seasonally adjusted —Continued

Industry and product[1]	Industry code	Product code	Index base	Index June 2006[2]	Index Sep. 2006[2]	Index Oct. 2006[2]	Percent change to Oct. 2006 from: Oct. 2005	Percent change to Oct. 2006 from: Sep. 2006
Clay product & refractory mfg	3271		12/03	110.4	111.1	111.1	5.2	0.0
Pottery, ceramics & plumbing fixture mfg	32711		12/84	159.4	161.5	161.0	4.1	-.3
Vitreous plumbing fixtures/access/ftg mfg	327111		06/85	132.4	134.5	134.5	3.0	0
Primary products		327111-P	06/85	124.7	124.8	124.8	1.5	0
China plumbing fixtures, accessories, and fittings		327111-3	12/03	101.3	101.4	101.4	1.6	0
Secondary products and miscellaneous receipts		327111-SM						
Vitreous china & earthenware articles mfg	327112		12/03	105.0	105.0	105.0	2.1	0
Primary products		327112-P	12/03	106.7	106.7	106.7	2.8	0
Vitreous china, fine earthenware, and other pottery products		327112-5	12/03	106.7	106.7	106.7	2.8	0
Secondary products and miscellaneous receipts		327112-SM						
Secondary products		327112-S	12/03	([3])	([3])	([3])	([3])	([3])
Porcelain electrical supply mfg	327113		12/85	172.2	177.3	175.5	7.7	-1.0
Primary products		327113-P	12/85	172.5	177.7	175.8	8.0	-1.1
Porcelain electrical supplies, steatite, and other ceramic electrical products		327113-3	12/03	108.7	112.0	110.8	8.0	-1.1
Secondary products and miscellaneous receipts		327113-SM						
Clay building material & refractories mfg	32712		12/03	114.6	114.8	115.0	6.2	.2
Brick and structural clay tile	327121		12/84	190.4	191.2	192.0	8.4	.4
Primary products		327121-P	12/84	193.0	193.7	194.5	8.5	.4
Building or common brick		327121-11	12/84	193.7	194.4	195.3	8.6	.5
Glazed brick and other brick (paving, floor, and sewer)		327121-12	12/04	117.4	117.4	117.4	7.6	0
Secondary products and miscellaneous receipts		327121-SM						
Miscellaneous receipts		327121-M	12/84	165.2	167.8	167.8	7.1	0
Ceramic wall and floor tile	327122		06/85	91.8	91.2	89.1	-1.0	-2.3
Primary products		327122-P	06/85	96.3	95.8	93.7	-.7	-2.2
Ceramic wall and floor tile		327122-2	06/85	96.3	95.8	93.7	-.7	-2.2
Secondary products and miscellaneous receipts		327122-SM						
Miscellaneous receipts		327122-M	06/91	50.0	46.9	44.3	-9.0	-5.5
Secondary products		327122-S	06/91	127.1	125.8	126.0	-5.5	.2
Structural clay products, n.e.c.	327123		12/85	182.2	183.5	183.4	7.5	-.1
Primary products		327123-P	12/85	185.4	186.8	186.8	7.7	0
Vitrified clay sewer pipe and fittings		327123-1	12/85	163.8	163.8	163.8	8.3	0
Other structural clay products, n.e.c.		327123-2	12/85	180.4	182.6	182.5	7.4	-.1
Secondary products and miscellaneous receipts		327123-SM						
Clay refractories	327124		12/85	191.8	192.7	194.8	8.4	1.1
Primary products		327124-P	12/85	188.3	189.5	191.8	9.6	1.2
Clay refractories		327124-5	12/04	114.1	114.8	116.2	9.6	1.2
Secondary products and miscellaneous receipts		327124-SM						
Miscellaneous receipts		327124-M	12/04	100.0	99.7	99.8	-1.6	.1
Nonclay Refractory Manufacturing	327125		12/85	150.5	150.4	150.8	4.4	.3
Primary Products		327125-P	12/85	155.6	155.4	155.8	5.3	.3
Nonclay Refractory Manufacturing		327125-8	12/04	109.6	109.5	109.7	5.3	.2
Secondary Products and Miscellaneous Receipts		327125-SM						
Miscellaneous Receipts		327125-M	02/93	106.5	107.0	107.0	1.0	0
Secondary Products		327125-S	12/85	132.8	132.8	132.8	-4.0	0
Glass & glass product mfg	3272		12/03	104.0	104.0	103.9	2.1	-.1
Glass & glass product mfg	32721		12/03	104.0	104.0	103.9	2.1	-.1
Flat glass manufacturing	327211		12/80	97.0	96.8	97.0	.6	.2
Primary products		327211-P	12/80	96.6	96.5	96.7	.6	.2
Flat glass (float, sheet, and plate), made by flat glass producers		327211-1	12/80	104.9	104.9	104.9	2.2	0
Laminated glass, made by flat glass producers		327211-3	12/80	69.5	68.6	([3])	([3])	([3])
Secondary products and miscellaneous receipts		327211-SM						
Other pressed and blown glass and glassware	327212		06/83	127.8	128.1	127.8	.5	-.2
Primary products		327212-P	06/83	127.2	127.6	127.4	.1	-.2
Machine-made pressed and blown table, kitchen, art, and novelty glassware		327212-1	06/83	164.7	163.5	163.7	-1.9	.1
Machine-made pressed and blown lighting, automotive, and electrical glassware		327212-2	06/83	112.5	([3])	112.5	0	([3])
Glass fiber, textile-type, made by establishments producing glass		327212-3	06/83	90.4	90.9	90.9	-.2	0
All other machine-made pressed and blown glassware		327212-7	12/04	100.3	100.7	100.7	3.0	0
Handmade pressed and blown glass and glassware		327212-9	12/04	105.6	([3])	105.6	2.0	([3])
Secondary products and miscellaneous receipts		327212-SM						
Miscellaneous receipts		327212-M	12/91	135.0	135.0	131.6	6.3	-2.5
Secondary products		327212-S	06/83	101.2	([3])	101.2	0	([3])

See footnotes at end of table.

Table 5. Producer price indexes for the net output of selected industries and their products, not seasonally adjusted —Continued

Industry and product[1]	Industry code	Product code	Index base	Index June 2006[2]	Index Sep. 2006[2]	Index Oct. 2006[2]	Percent change to Oct. 2006 from: Oct. 2005	Percent change to Oct. 2006 from: Sep. 2006
Glass container manufacturing	327213		06/82	151.1	150.1	149.8	3.7	-0.2
Primary products		327213-P	06/82	151.6	150.6	150.3	3.7	-.2
Glass containers (including value of packaging)		327213-3	12/03	109.1	108.3	108.1	3.6	-.2
Glass products made of purchased glass	327215		06/83	138.4	138.7	138.8	2.4	.1
Primary products		327215-P	06/83	136.9	137.2	137.2	2.2	0
Other glass products, nec, made of purchased glass		327215-A	06/83	129.3	129.7	129.9	2.0	.2
Machine-made pressed & blown table, kitchen, & art glassware, made of pur glass		327215-1	12/04	103.4	103.4	103.4	2.3	0
All other machine-made pressed and blown glassware, made of purchased glass		327215-2	12/04	100.9	101.2	100.5	1.0	-.7
Handmade pressed and blown glassware, made of purchased glass		327215-4	12/04	97.2	([3])	([3])	([3])	([3])
Laminated glass, made of purchased glass		327215-6	06/83	112.6	112.6	112.6	2.4	0
Mirrors made of purchased glass		327215-9	06/83	152.9	153.5	153.3	4.8	-.1
Secondary products and miscellaneous receipts		327215-SM						
Miscellaneous receipts		327215-M	12/83	181.5	181.6	181.3	8.6	-.2
Secondary Products		327215-S	06/83	141.6	141.7	142.0	.3	.2
Cement & concrete product mfg	3273		12/03	126.6	128.1	128.3	9.3	.2
Cement mfg	32731		06/82	197.8	199.7	201.1	11.5	.7
Cement manufacturing	327310		06/82	197.8	199.7	201.1	11.5	.7
Primary products		327310-P	06/82	197.0	198.5	200.0	11.3	.8
Cement, hydraulic		327310-1	06/89	194.8	196.3	197.8	11.3	.8
Secondary products and miscellaneous receipts		327310-SM						
Ready-mix concrete mfg	32732		12/03	130.2	132.1	132.2	9.9	.1
Ready-mixed concrete mfg. and dist	327320		06/81	201.9	204.8	204.9	9.9	0
Primary products		327320-P	06/81	199.7	202.6	202.7	10.5	0
Ready-mixed concrete		327320-1	06/81	199.7	202.6	202.7	10.5	0
Secondary products and miscellaneous receipts		327320-SM						
Miscellaneous receipts		327320-M	06/81	216.7	216.7	216.7	.2	0
Secondary products		327320-S	06/81	222.6	228.1	228.1	9.9	0
Concrete pipe, brick & block mfg	32733		12/03	117.1	119.2	118.8	6.7	-.3
Concrete block and brick manufacturing	327331		06/81	199.2	202.6	202.6	7.1	0
Primary products		327331-P	06/81	207.4	211.7	211.7	7.7	0
Structural block, medium weight units (weighing at least 105 lbs but less than 125		327331-12	06/81	225.8	238.2	238.1	12.9	0
Structural block, normal weight units (weighing 125 lbs or more		327331-13	06/81	231.5	235.4	235.4	7.0	0
Decorative block (such as screen, split, slump, shadowal, etc)		327331-14	06/81	185.6	192.2	192.2	11.0	0
Concrete pavers (incl. grind, interlocking, etc.)		327331-15	06/81	209.0	212.8	212.8	7.2	0
Concrete brick		327331-16	06/81	169.4	169.4	169.4	3.8	0
Secondary products and miscellaneous receipts		327331-SM						
Miscellaneous receipts		327331-M	06/81	168.1	169.2	169.2	5.8	0
Secondary products		327331-S	06/81	194.4	194.6	194.9	3.3	.2
Concrete pipe manufacturing	327332		12/03	116.7	118.9	117.9	6.0	-.8
Primary products		327332-P	12/03	114.9	117.5	116.4	2.7	-.9
Concrete pipe		327332-1	12/03	114.9	117.5	116.4	2.7	-.9
Concrete culvert pipe		327332-11	12/99	116.6	117.8	117.8	1.2	0
Concrete storm sewer pipe		327332-12	12/99	142.1	149.7	146.8	6.7	-1.9
Concrete pipe, except concrete culvert and storm sewer pipe		327332-13	06/94	158.0	158.2	157.6	0	-.4
Secondary products and miscellaneous receipts		327332-SM						
Miscellaneous receipts		327332-M	12/79	([3])	([3])	([3])	([3])	([3])
Other concrete products mfg	32739		12/03	121.4	121.8	122.1	8.3	.2
Other concrete product manufacturing	327390		12/03	121.4	121.8	122.1	8.2	.2
Primary products		327390-P	12/03	120.2	120.6	120.9	8.4	.2
Precast concrete products		327390-1	12/79	215.1	215.9	216.9	4.5	.5
Slabs and tile, roof and floor units		327390-1111	07/85	194.4	199.9	199.9	7.8	0
Architectural wall panels		327390-1211	11/84	191.6	192.4	193.1	4.4	.4
Burial vaults and boxes		327390-1331	12/79	239.4	239.9	239.8	4.4	0
Other precast concrete products n.e.c.		327390-1481	12/79	197.9	197.7	199.1	4.0	.7
Prestressed concrete products		327390-4	12/79	226.8	227.5	227.0	16.4	-.2
Bridge beams		327390-4111	12/79	196.4	195.8	196.5	2.6	.4
Solid and hollow cored slabs and panels		327390-4211	12/79	327.3	327.9	327.6	10.4	-.1
Other prestressed concrete products n.e.c.		327390-4351	06/94	163.6	([3])	163.9	23.6	([3])
Secondary products and miscellaneous receipts		327390-SM						
Miscellaneous receipts		327390-M	12/79	349.9	350.7	350.0	7.7	-.2
Secondary products		327390-S	12/79	245.7	246.3	246.9	4.9	.2
Lime & gypsum product mfg	3274		12/03	146.3	149.7	147.5	13.2	-1.5

See footnotes at end of table.

Table 5. Producer price indexes for the net output of selected industries and their products, not seasonally adjusted —Continued

Industry and product[1]	Industry code	Product code	Index base	Index June 2006[2]	Index Sep. 2006[2]	Index Oct. 2006[2]	Percent change to Oct. 2006 from: Oct. 2005	Percent change to Oct. 2006 from: Sep. 2006
Lime mfg	32741		12/03	122.3	123.5	122.8	8.8	-0.6
Lime	327410		12/85	157.3	158.8	157.9	8.7	-.6
Primary products		327410-P	12/85	162.7	163.1	162.8	9.0	-.2
Lime		327410-1	12/04	118.5	118.8	118.6	9.0	-.2
Secondary products and miscellaneous receipts		327410-SM						
Secondary products		327410-S	08/92	109.1	118.5	113.3	6.3	-4.4
Gypsum product mfg	32742		12/03	153.1	157.1	154.5	14.4	-1.7
Gypsum building products manufacturing	327420		06/81	250.7	257.2	253.0	14.3	-1.6
Primary products		327420-P	06/81	263.9	271.7	267.4	15.4	-1.6
Gypsum building materials		327420-1	12/93	231.1	239.5	234.7	18.6	-2.0
Other gypsum products		327420-4	01/00	136.6	([3])	([3])	([3])	([3])
Other nonmetallic mineral product mfg	3279		12/84	150.8	150.8	150.5	5.0	-.2
Abrasive product mfg	32791		12/03	107.1	107.2	107.3	3.0	.1
Abrasive product manufacturing	327910		12/80	178.8	179.0	179.1	2.9	.1
Primary products		327910-P	12/80	173.3	173.6	173.6	3.1	0
Nonmetallic sized grains, powders, and flour abrasives		327910-1	06/87	109.3	([3])	109.3	5.8	([3])
Nonmetallic abrasive products (including diamond abrasives)		327910-4	12/80	176.0	177.2	176.9	3.3	-.2
Nonmetallic coated abrasive products, buffing wheels, polishing wheels, and laps		327910-7	12/80	226.0	225.7	226.0	2.7	.1
Secondary products and miscellaneous receipts		327910-SM						
Miscellaneous receipts		327910-M	12/80	227.3	227.3	227.3	3.9	0
Secondary products		327910-S	12/80	183.5	([3])	([3])	([3])	([3])
All other nonmetallic mineral product mfg	32799		12/03	115.2	115.1	114.8	5.8	-.3
Cut stone and stone products	327991		12/84	154.0	154.0	154.0	.7	0
Primary products		327991-P	12/84	149.5	149.5	149.5	.7	0
Dressed dimension granite (including gneiss, syenite, diorite, and cut granite)		327991-1	12/84	142.4	142.4	142.4	.1	0
Dressed dimension limestone (incl dolomite, travertine, calcareous, & tufa)		327991-4	12/84	152.8	152.8	152.8	2.9	0
Dressed dimension marble and other stone		327991-7	12/84	158.7	158.7	158.7	.8	0
Secondary products and miscellaneous receipts		327991-SM						
Miscellaneous receipts		327991-M	02/97	147.9	147.9	([3])	([3])	([3])
Secondary products		327991-S	12/84	163.0	163.0	163.0	1.0	0
Minerals and earths ground or otherwise treated	327992		06/85	161.0	164.0	163.9	7.1	-.1
Primary products		327992-P	06/85	158.0	161.2	161.1	7.3	-.1
Minerals and earths, ground or treated		327992-1	06/85	158.0	161.2	161.1	7.3	-.1
Secondary products and miscellaneous receipts		327992-SM						
Mineral wool manufacturing	327993		12/81	156.6	155.5	153.5	5.5	-1.3
Primary products		327993-P	12/81	154.3	153.3	151.1	5.3	-1.4
Mineral wool for structural insulation		327993-1	12/81	144.8	143.0	140.5	5.6	-1.7
Loose fiber and granulated fiber		327993-111	12/81	114.7	114.9	116.0	16.2	1.0
Building batts, blankets, and rolls		327993-135	12/81	161.4	157.8	155.0	6.7	-1.8
R-19.0 or over		327993-13531	05/82	150.3	145.9	143.8	6.3	-1.4
R-18.9 or less		327993-13537	12/81	140.7	140.7	136.5	8.0	-3.0
Acoustical		327993-161	12/81	113.9	114.1	111.1	2.6	-2.6
Other mineral wool for structural insulation, including insulating board		327993-198	12/81	154.6	([3])	([3])	([3])	([3])
Mineral wool for industrial, equipment, and appliance insulation		327993-2	12/81	160.0	161.9	161.0	4.5	-.6
Blankets (flexible) including fabricated pieces, rolls, and batts		327993-235	12/81	187.8	187.9	186.1	5.1	-1.0
Molded insulation (such as special automotive, appliance, and aerospace items)		327993-245	12/97	93.6	91.2	97.5	5.7	6.9
Other mineral wool for industrial equipment, and appliance insulation		327993-299	12/97	121.2	125.9	121.6	3.3	-3.4
Secondary products and miscellaneous receipts		327993-SM						
Miscellaneous receipts		327993-M	03/88	232.8	227.6	233.5	11.4	2.6
Miscellaneous nonmetallic mineral products	327999		12/03	116.3	115.7	117.9	8.3	1.9
Primary products		327999-P	12/03	117.3	116.6	119.1	9.0	2.1
Nonmetallic mineral products, n.e.c.		327999-1	12/03	117.3	116.6	119.1	9.0	2.1
Dry-mixed concrete materials incl. sand, gravel, mortar and cement premixes		327999-12	06/06	100.0	99.8	101.7	([3])	1.9
Other nonmetallic mineral products		327999-19	06/06	100.0	98.7	101.3	([3])	2.6
Secondary products and miscellaneous receipts		327999-SM						
Miscellaneous receipts		327999-M	06/93	84.4	([3])	([3])	([3])	([3])
Secondary products		327999-S	12/85	([3])	179.6	179.6	([3])	0
Primary metal mfg	331		12/84	182.3	188.9	189.5	21.6	.3
Iron & steel mills & ferroalloy mfg	3311		12/03	149.5	164.7	165.1	25.4	.2
Iron & steel mills & ferroalloy mfg	33111		12/03	149.5	164.7	165.1	25.4	.2

See footnotes at end of table.

Table 5. Producer price indexes for the net output of selected industries and their products, not seasonally adjusted —Continued

Industry and product[1]	Industry code	Product code	Index base	Index June 2006[2]	Index Sep. 2006[2]	Index Oct. 2006[2]	Percent change to Oct. 2006 from: Oct. 2005	Percent change to Oct. 2006 from: Sep. 2006
Iron and steel mills	331111		06/82	159.9	176.4	176.8	25.7	0.2
Primary products		331111-P	06/82	159.2	176.0	176.4	26.3	.2
Steel pipe and tube		331111-B	06/82	178.1	182.5	182.5	9.3	0
Cold rolled steel sheet and strip		331111-D	06/82	189.1	241.3	248.8	54.8	3.1
Cold finished steel bars		331111-F	06/82	175.8	185.6	187.6	16.1	1.1
Other steel mill products		331111-L	12/03	161.5	(3)	158.1	3.1	(3)
Coke oven and blast furnace products		331111-1	06/05	96.6	(3)	(3)	(3)	(3)
Steel ingots and semifinished products		331111-3	06/82	232.7	249.7	249.8	22.8	0
Hot rolled steel sheet and strip, including tin mill products		331111-5	06/82	139.3	153.6	150.2	31.9	-2.2
Hot rolled steel bars, plates, and structural shapes		331111-7	06/82	170.9	178.4	180.5	11.6	1.2
Steel wire		331111-9	06/82	214.0	228.3	231.4	19.8	1.4
Secondary products and miscellaneous receipts		331111-SM						
Miscellaneous receipts		331111-M	12/97	191.3	195.9	195.9	5.2	0
Secondary products		331111-S	06/82	149.7	(3)	(3)	(3)	(3)
Electrometallurgical ferroalloy product mfg	331112		06/83	232.3	225.0	229.5	-13.6	2.0
Primary products		331112-P	06/83	256.6	248.5	253.5	-14.1	2.0
Ferrosilicon		331112-3	06/83	239.8	(3)	(3)	(3)	(3)
Other ferroalloys and ferrous products		331112-5	12/03	172.1	164.9	169.6	-19.9	2.9
Steel product mfg from purchased steel	3312		12/03	148.8	150.0	151.8	6.0	1.2
Iron/steel pipe & tube mfg from purch steel	33121		12/03	164.2	166.1	171.6	9.0	3.3
Iron/steel pipe & tube mfg from purch steel	331210		06/82	234.8	237.6	245.5	9.1	3.3
Primary products		331210-P	06/82	234.5	237.5	245.9	9.8	3.5
Steel pipes and tubes, made in steel mills not producing semifinished shapes or		331210-1	06/82	234.5	237.5	245.9	9.8	3.5
Secondary products		331210-S	06/82	(3)	(3)	(3)	(3)	(3)
Rolling & drawing of purchased steel	33122		12/03	139.0	139.8	139.2	3.6	-.4
Rolled steel shape manufacturing	331221		06/82	171.1	171.8	170.7	4.4	-.6
Primary products		331221-P	06/82	158.5	159.2	158.0	4.7	-.8
Cold rolled sheets and strip		331221-1	06/82	170.3	172.1	170.4	6.0	-1.0
Cold finished steel bars and bar shapes		331221-3	06/82	142.9	141.3	141.3	1.6	0
Secondary products and miscellaneous receipts		331221-SM						
Secondary products		331221-S	06/82	173.5	173.9	173.0	1.0	-.5
Steel wire drawing	331222		06/82	167.2	168.5	168.1	2.9	-.2
Primary products		331222-P	06/82	165.4	167.0	166.8	3.1	-.1
Other fabricated ferrous wire products		331222-B	06/82	200.9	204.9	206.4	1.0	.7
Noninsulated ferrous wire rope, cable, and strand		331222-1	06/82	157.7	(3)	155.4	-2.9	(3)
Steel nails and spikes		331222-3	06/82	162.6	163.5	163.5	2.3	0
Steel wire		331222-5	06/82	149.1	152.6	152.3	6.8	-.2
Steel fencing and fence gates		331222-7	12/04	96.9	(3)	92.5	7.1	(3)
Secondary products and miscellaneous receipts		331222-SM						
Miscellaneous receipts		331222-M	03/98	132.3	129.9	(3)	(3)	(3)
Secondary products		331222-S	06/82	133.5	(3)	127.0	-2.3	(3)
Alumina & aluminum production & processing	3313		12/03	135.4	131.6	132.1	14.5	.4
Alumina & aluminum production & processing	33131		12/03	135.5	131.7	132.1	14.5	.3
Primary aluminum production	331312		06/80	189.6	181.1	189.9	29.5	4.9
Primary products		331312-P	06/80	192.9	185.6	195.4	29.3	5.3
Primary aluminum, except extrusion billet		331312-7	06/80	188.7	182.6	192.8	28.8	5.6
Aluminum extrusion billet		331312-8	06/80	208.0	195.6	203.6	31.4	4.1
Secondary products and miscellaneous receipts		331312-SM						
Secondary smelting & alloying of aluminum	331314		12/03	141.6	136.3	136.1	21.8	-.1
Primary products		331314-P	06/80	158.5	146.4	145.8	17.2	-.4
Aluminum ingot,including pigs,sows, and molten metal,excluding billet, produced		331314-1	12/03	152.6	137.6	136.6	19.3	-.7
Aluminum extrusion ingot (billet), produced by secondary smelters		331314-3	12/03	(3)	(3)	(3)	(3)	(3)
Aluminum and aluminum-base alloys powders, paste, and flakes		331314-5	12/03	101.4	104.5	108.3	6.7	3.6
Secondary products and miscellaneous receipts		331314-SM						
Secondary products		331314-S	03/95	239.6	264.2	271.8	56.7	2.9
Aluminum sheet, plate & foil mfg	331315		06/81	185.1	178.8	179.0	14.7	.1
Primary products		331315-P	06/81	191.1	184.0	184.1	14.7	.1
Aluminum plate (.25 in. or thicker)		331315-1	06/81	191.2	194.4	191.8	8.5	-1.3
Aluminum sheet and strip		331315-2	06/81	191.5	183.8	184.3	14.8	.3
Plain aluminum foil (under .006 in.)		331315-3	06/81	181.1	171.7	170.3	19.1	-.8
Secondary products and miscellaneous receipts		331315-SM						
Aluminum extruded products	331316		12/81	198.9	195.7	193.9	11.5	-.9

See footnotes at end of table.

Table 5. Producer price indexes for the net output of selected industries and their products, not seasonally adjusted —Continued

Industry and product[1]	Industry code	Product code	Index base	Index June 2006[2]	Index Sep. 2006[2]	Index Oct. 2006[2]	Percent change to Oct. 2006 from: Oct. 2005	Percent change to Oct. 2006 from: Sep. 2006
Aluminum extruded products—Continued								
Primary products		331316-P	12/81	205.3	201.4	199.6	11.4	-0.9
Extruded aluminum rod, bar, and other extruded shapes except tube		331316-1	12/81	211.1	207.9	205.5	12.5	-1.2
Aluminum extruded and drawn pipe and tube		331316-3	12/94	122.9	117.4	118.5	4.4	.9
Secondary products and miscellaneous receipts		331316-SM						
Other aluminum rolling & drawing	331319		12/03	140.8	144.3	143.4	19.9	-.6
Primary products		331319-P	12/03	127.3	130.0	128.7	11.6	-1.0
Rolled aluminum rod, bar, including continuous cast		331319-3	12/03	132.8	136.6	135.0	15.3	-1.2
Secondary products and miscellaneous receipts		331319-SM						
Secondary products		331319-S	12/03	([3])	([3])	([3])	([3])	([3])
Nonferrous (exc alum) production & processing	3314		12/03	217.8	219.7	219.8	49.0	0
Nonferrous (exc aluminum) smelting & refining	33141		12/03	234.7	241.7	240.9	59.3	-.3
Primary smelting & refining of copper	331411		06/80	434.9	451.7	([3])	([3])	([3])
Primary products		331411-P	06/80	422.8	([3])	([3])	([3])	([3])
Copper cathode and other refined copper, including wirebar, slab, and ingot		331411-2	06/80	367.3	([3])	([3])	([3])	([3])
Secondary products and miscellaneous receipts		331411-SM						
Primary nonferrous metal, exc. cu & al	331419		06/80	171.3	175.0	177.1	46.0	1.2
Primary products		331419-P	06/80	181.3	183.2	185.4	40.6	1.2
Refined primary zinc		331419-4	06/88	([3])	([3])	278.2	([3])	([3])
Other primary nonferrous metals, n.e.c.		331419-9	06/80	164.8	169.3	169.1	11.4	-.1
Secondary products and miscellaneous receipts		331419-SM						
Secondary products		331419-S	06/80	([3])	([3])	([3])	([3])	([3])
Copper rolling/drawing/extruding & alloying	33142		12/03	257.3	245.7	239.9	59.1	-2.4
Copper rolling, drawing & extruding	331421		12/80	359.4	347.3	339.3	63.3	-2.3
Primary products		331421-P	12/80	382.0	373.3	365.0	66.0	-2.2
Copper wire, bare and tinned (nonelectrical)		331421-1	12/80	397.7	394.4	376.9	98.7	-4.4
Copper and copper-base alloy rod, bar, and shapes		331421-3	12/80	405.2	410.1	410.7	75.7	.1
Copper and copper-base alloy sheet, strip, and plate		331421-7	12/80	357.9	383.5	383.6	49.3	0
Copper and copper-base alloy pipe and tube		331421-9	12/80	368.6	322.5	300.8	65.2	-6.7
Secondary products and miscellaneous receipts		331421-SM						
Miscellaneous receipts		331421-M	12/03	225.9	([3])	([3])	([3])	([3])
Copper wire (except mechanical) drawing	331422		12/03	241.0	201.2	193.2	28.9	-4.0
Primary products		331422-P	12/03	282.7	231.2	219.7	33.8	-5.0
Copper wire (except mechanical) drawing		331422-1	12/03	282.7	231.2	219.7	33.8	-5.0
Secondary products and miscellaneous receipts		331422-SM						
Secondary products		331422-S	12/82	391.4	370.0	376.9	7.7	1.9
Secondary smelting/refining/alloying of copper	331423		12/03	252.8	245.2	242.3	65.7	-1.2
Primary products		331423-P	12/03	265.5	256.7	253.3	75.8	-1.3
Secondary smelting, refining, and alloying of copper		331423-1	06/80	381.7	369.1	364.2	75.8	-1.3
Other nonferrous roll/draw/extruding/alloying	33149		12/03	182.6	192.6	197.3	37.4	2.4
Other nonferrous metal roll/draw/extruding	331491		12/03	195.7	200.9	209.5	40.5	4.3
Primary products		331491-P	12/03	193.7	199.5	208.9	45.1	4.7
All other nonferrous metal mill shapes		331491-C	06/82	228.1	236.1	250.6	48.1	6.1
Nickel and nickel-base alloy mill shapes, including nickel copper alloys		331491-1	06/82	258.1	([3])	293.6	17.7	([3])
Titanium and titanium-base alloy mill shapes, excluding wire		331491-3	06/82	310.3	310.3	326.3	70.7	5.2
Precious metal mill shapes		331491-9	06/82	([3])	([3])	([3])	([3])	([3])
Secondary products and miscellaneous receipts		331491-SM						
Secondary products		331491-S	06/82	306.2	305.6	305.8	7.3	.1
Other nonferrous secondary smelt/refine/alloying	331492		12/03	144.9	170.9	162.5	27.5	-4.9
Primary products		331492-P	12/03	144.7	163.7	160.6	25.1	-1.9
Other nonferrous additive alloys		331492-A	06/80	148.3	178.1	178.5	40.2	.2
Other nonferrous metal powders, paste, & flakes		331492-1	06/85	148.7	177.3	148.1	-17.4	-16.5
Secondary lead		331492-3	06/80	119.5	([3])	137.2	21.1	([3])
Secondary precious metals & precious metal alloys		331492-9	06/80	79.1	85.7	83.6	32.7	-2.5
Secondary products and miscellaneous receipts		331492-SM						
Secondary products		331492-S	12/03	146.0	202.1	170.7	38.2	-15.5
Foundries	3315		12/03	118.7	120.6	120.9	8.9	.2
Ferrous metal foundries	33151		12/84	159.3	161.7	162.5	6.9	.5
Iron foundries	331511		12/80	179.7	183.0	182.8	6.3	-.1
Primary products		331511-P	12/80	179.0	182.2	181.9	6.3	-.2
Standard malleable iron castings		331511-A	06/81	([3])	([3])	([3])	([3])	([3])
Pearlitic malleable iron castings		331511-C	12/03	117.7	120.5	120.1	6.2	-.3

See footnotes at end of table.

Table 5. Producer price indexes for the net output of selected industries and their products, not seasonally adjusted —Continued

Industry and product[1]	Industry code	Product code	Index base	Index			Percent change to Oct. 2006 from:	
				June 2006[2]	Sep. 2006[2]	Oct. 2006[2]	Oct. 2005	Sep. 2006
Iron foundries—Continued								
Ductile iron pressure pipe and fittings		331511-1	12/80	200.9	206.8	206.5	8.7	-0.1
Other ductile iron castings		331511-3	06/86	130.4	133.5	133.0	5.6	-.4
Cast iron pressure pipe and fittings		331511-5	12/03	131.7	([3])	([3])	([3])	([3])
Cast iron soil pipe and fittings (incl special fittings), all sizes		331511-7	12/03	143.1	143.1	143.1	8.7	0
Other gray iron castings		331511-9	12/03	117.4	119.0	119.1	5.3	.1
Secondary products and miscellaneous receipts		331511-SM						
Miscellaneous receipts		331511-M	12/03	110.4	114.7	114.7	7.3	0
Secondary products		331511-S	12/03	128.6	130.0	130.0	5.2	0
Steel investment foundries	331512		06/81	219.0	222.7	223.5	8.3	.4
Primary products		331512-P	06/81	212.8	215.6	216.5	8.5	.4
Hi-temp metal investment castings (iron, nickel, or cobalt-base alloys)		331512-02	06/93	115.5	117.0	117.5	8.5	.4
Secondary products and miscellaneous receipts		331512-SM						
Secondary products		331512-S	06/81	290.9	308.3	307.7	7.1	-.2
Steel foundries (except investment)	331513		06/81	169.9	169.9	175.6	8.7	3.4
Primary products		331513-P	12/03	125.1	125.1	129.7	9.6	3.7
Cast carbon steel castings		331513-1	06/81	199.0	198.0	198.2	3.2	.1
High alloy steel castings, except investment		331513-3	06/81	167.7	167.9	191.0	24.8	13.8
Other alloy steel castings, except investment		331513-5	12/03	120.1	121.1	120.6	6.2	-.4
Secondary products and miscellaneous receipts		331513-SM						
Miscellaneous receipts		331513-M	12/03	([3])	([3])	([3])	([3])	([3])
Nonferrous metal foundries	33152		12/84	161.4	164.4	164.0	12.1	-.2
Aluminum die-casting foundries	331521		06/91	126.7	126.9	126.1	8.2	-.6
Primary products		331521-P	06/83	155.7	155.8	154.8	8.3	-.6
Motor vehicle die castings		331521-1	06/83	136.3	135.4	135.1	11.4	-.2
Die castings for passenger cars		331521-111	06/83	136.2	135.1	135.0	11.5	-.1
Die castings for other motor vehicles		331521-112	06/83	136.8	139.9	137.4	9.4	-1.8
Aluminum and aluminum-base alloy die castings, other than motor vehicle		331521-4	06/98	114.6	115.4	114.2	5.8	-1.0
Die castings for building and construction		331521-411	06/83	191.5	193.0	190.5	3.8	-1.3
Die castings for appliances		331521-412	06/98	124.8	124.8	124.3	9.4	-.4
Die castings for computers and electronics		331521-416	06/83	134.1	135.8	133.1	1.5	-2.0
Other die castings, n.e.c.		331521-417	06/98	112.1	113.0	112.7	10.9	-.3
Secondary products and miscellaneous receipts		331521-SM						
Secondary products		331521-S	06/91	139.3	140.2	139.6	7.6	-.4
Nonferrous die-castings, except aluminum	331522		06/91	127.5	131.2	130.8	15.6	-.3
Primary products		331522-P	06/91	128.2	132.6	132.6	18.6	0
Zinc and zinc-base alloy die-castings		331522-1	06/83	182.2	192.9	192.8	23.3	-.1
Magnesium die-castings		331522-2	07/83	125.5	125.5	125.5	-1.5	0
Other nonferrous die-castings, including lead and copper, except aluminum		331522-6	06/98	123.3	123.8	123.8	22.2	0
Secondary products and miscellaneous receipts		331522-SM						
Secondary products		331522-S	06/91	126.3	127.3	125.7	6.7	-1.3
Aluminum foundries (except die-casting)	331524		06/91	134.0	134.4	133.8	6.4	-.4
Primary products		331524-P	06/91	134.9	135.3	134.6	7.2	-.5
Aluminum and aluminum-base alloy sand castings		331524-1	06/83	188.7	188.4	186.5	8.1	-1.0
Aluminum and aluminum-base alloy permanent and semipermanent mold castings		331524-2	06/83	145.1	145.5	145.3	6.4	-.1
Investment and other aluminum and aluminum-base alloy castings and cast products		331524-3	06/83	174.2	177.7	177.7	7.1	0
Secondary products and miscellaneous receipts		331524-SM						
Copper foundries (except die-casting)	331525		06/83	244.6	269.7	263.3	32.5	-2.4
Primary products		331525-P	06/83	243.3	267.3	262.8	34.3	-1.7
Copper and copper-base alloy sand castings		331525-411	06/83	265.5	296.3	290.5	39.3	-2.0
Other copper and copper-base alloy castings incl. bearings and bushings		331525-412	06/98	122.8	125.2	124.9	14.1	-.2
Secondary products and miscellaneous receipts		331525-SM						
Secondary products		331525-S	06/83	223.3	252.6	234.7	21.1	-7.1
Other nonferrous foundries (except-die-casting)	331528		06/83	174.1	177.2	185.1	18.5	4.5
Primary products		331528-P	06/83	163.3	166.6	174.6	19.1	4.8
Titanium castings, except die		331528-3	06/83	148.1	148.4	148.5	4.9	.1
All other nonferrous metal castings, except die		331528-7	07/92	167.9	173.4	192.4	29.1	11.0
Secondary products and miscellaneous receipts		331528-SM						
Fabricated metal product mfg	332		12/84	155.4	157.5	157.7	4.8	.1
Forging & stamping	3321		12/03	116.2	117.4	116.8	3.5	-.5
Forging & stamping	33211		12/03	116.2	117.4	116.8	3.5	-.5
Iron & steel forging	332111		12/83	133.8	133.3	132.7	2.7	-.5
Primary products		332111-P	12/83	133.1	132.5	131.9	.7	-.5

See footnotes at end of table.

Table 5. Producer price indexes for the net output of selected industries and their products, not seasonally adjusted —Continued

Industry and product[1]	Industry code	Product code	Index base	Index			Percent change to Oct. 2006 from:	
				June 2006[2]	Sep. 2006[2]	Oct. 2006[2]	Oct. 2005	Sep. 2006
Iron & steel forging—Continued								
Hot impression die impact, press and upset ferrous forgings		332111-5	12/83	140.3	139.5	139.6	1.5	0.1
Carbon steel		332111-511	12/83	151.5	151.8	151.4	.9	-.3
Alloy steel, except stainless and high-temperature		332111-513	12/83	121.1	118.9	119.5	.8	.5
Stainless steel		332111-515	12/83	190.2	190.2	190.2	9.4	0
Seamless rolled-ring ferrous forgings		332111-7	12/83	116.8	([3])	([3])	([3])	([3])
Open die or smith (hammer or press) ferrous forgings		332111-8	12/83	([3])	([3])	([3])	([3])	([3])
Secondary products and miscellaneous receipts		332111-SM						
Secondary products		332111-S	12/83	134.5	([3])	134.5	28.8	([3])
Nonferrous forging	332112		12/83	157.7	160.4	158.3	4.1	-1.3
Primary products		332112-P	12/83	166.8	169.9	165.7	3.2	-2.5
Hot impression die impact, press and upset nonferrous forgings		332112-5	12/83	167.8	170.9	166.7	3.2	-2.5
Aluminum and aluminum alloy		332112-521	12/83	191.0	191.0	([3])	([3])	([3])
Titanium and titanium alloy		332112-523	12/83	136.4	147.1	134.8	13.6	-8.4
Other nonferrous hot impression die forgings		332112-527	06/98	105.8	([3])	105.8	4.6	([3])
Secondary products and miscellaneous receipts		332112-SM						
Secondary products		332112-S	12/83	112.1	([3])	([3])	([3])	([3])
Custom roll forming	332114		12/03	124.9	130.2	125.0	.9	-4.0
Primary products		332114-P	12/84	147.1	152.9	148.1	1.7	-3.1
Custom roll forming		332114-8	06/90	142.8	148.5	143.7	1.6	-3.2
Secondary products and miscellaneous receipts		332114-SM						
Secondary products		332114-S	12/84	124.8	([3])	([3])	([3])	([3])
Crowns and closure mfg	332115		12/83	173.8	173.8	173.8	6.4	0
Primary products		332115-P	12/83	173.9	173.9	173.9	6.9	0
Metal stamping	332116		06/84	152.8	153.9	154.7	4.2	.5
Primary products		332116-P	12/03	117.4	117.8	118.5	4.1	.6
Metal job stampings, except automotive		332116-1	06/84	151.1	152.0	153.2	4.8	.8
Other stamped and pressed metal end products		332116-5	06/84	141.9	141.9	141.9	1.8	0
Secondary products and miscellaneous receipts		332116-SM						
Miscellaneous receipts		332116-M	12/03	102.1	([3])	113.5	11.2	([3])
Secondary products		332116-S	12/03	107.8	107.8	107.8	1.5	0
Powder metallurgy part mfg	332117		12/03	105.6	105.5	105.4	3.3	-.1
Primary products		332117-P	12/03	105.4	105.4	105.2	2.8	-.2
Powder metallurgy parts		332117-0	12/91	108.2	108.2	108.0	2.9	-.2
Secondary products and miscellaneous receipts		332117-SM						
Secondary products		332117-S	12/03	107.1	([3])	([3])	([3])	([3])
Cutlery & handtool mfg	3322		12/03	109.1	109.5	109.2	1.6	-.3
Cutlery & handtool mfg	33221		12/03	109.1	109.5	109.2	1.6	-.3
Cutlery & flatware (exc precious) mfg	332211		12/83	178.8	182.5	178.6	1.1	-2.1
Primary products		332211-P	12/83	190.2	194.6	189.9	1.2	-2.4
Cutlery, scissors, shears, trimmers, and snips		332211-1	12/83	175.5	176.0	176.0	2.8	0
Cutlery		332211-11A	12/00	113.7	113.8	113.8	1.1	0
Scissors and shears		332211-11B	12/00	111.2	111.1	111.1	3.0	0
Other knives (Incl. pocket, pen, and replacement blade knives)		332211-11C	12/00	109.6	110.8	110.8	5.0	0
Razors and razor blades, except electric		332211-2	12/83	202.0	209.0	201.2	.3	-3.7
Secondary products and miscellaneous receipts		332211-SM						
Miscellaneous receipts		332211-M	03/87	25.9	25.9	25.9	0	0
Secondary products		332211-S	12/83	159.5	159.5	159.5	.4	0
Hand and edge tools	332212		06/83	184.0	184.0	184.4	1.7	.2
Primary products		332212-P	06/83	192.5	192.5	193.1	1.7	.3
Mechanics' hand service tools		332212-1	06/83	202.3	202.6	204.0	2.2	.7
Other mechanics' hand service tools		332212-13	06/06	100.0	100.3	100.9	([3])	.6
Wrenches		332212-14	06/83	218.1	218.1	219.7	1.7	.7
Pliers		332212-15	06/06	100.0	100.0	100.7	([3])	.7
Edge tools, hand-operated		332212-3	06/96	120.5	120.3	120.6	.1	.2
Other hand-operated edge tools		332212-31	06/06	100.0	99.8	100.1	([3])	.3
Dies, interchangeable cutting tools for machines & power-driven handtools, other handtools, ne		332212-6	06/06	100.0	99.9	99.8	([3])	-.1
Precision measuring tools (inspection, quality control, tool room, & machinist)		332212-9	06/83	170.1	170.1	170.1	.6	0
Precision measuring tools (inspection, quality control, tool room, & machinist)		332212-91	06/06	100.0	100.0	100.0	([3])	0
Secondary products and miscellaneous receipts		332212-SM						
Miscellaneous receipts		332212-M	06/83	120.8	121.2	121.1	1.4	-.1
Secondary products		332212-S	06/83	189.6	189.6	189.6	2.0	0
Saw blade & handsaw mfg	332213		06/83	150.4	151.2	151.7	2.9	.3
Primary products		332213-P	06/83	153.3	154.4	154.7	2.2	.2
Handsaws and handsaw blades		332213-1	06/83	163.6	164.8	165.1	2.2	.2

See footnotes at end of table.

Table 5. Producer price indexes for the net output of selected industries and their products, not seasonally adjusted —Continued

Industry and product[1]	Industry code	Product code	Index base	Index June 2006[2]	Index Sep. 2006[2]	Index Oct. 2006[2]	Percent change to Oct. 2006 from: Oct. 2005	Percent change to Oct. 2006 from: Sep. 2006
Saw blade & handsaw mfg—Continued								
Secondary products and miscellaneous receipts		332213-SM						
Miscellaneous receipts		332213-M	06/83	([3])	145.0	145.0	([3])	0.0
Secondary products		332213-S	06/83	([3])	119.5	122.0	1.3	2.1
Kitchen utensil, pot & pan mfg	332214		12/03	106.9	106.0	106.0	.5	0
Primary products		332214-P	12/03	107.2	106.2	106.2	.3	0
Stamped and spun utensils, cooking and kitchen, aluminum		332214-1	06/84	156.9	156.9	([3])	([3])	([3])
Stamped and spun utensils, cooking and kitchen, except aluminum		332214-3	06/84	176.3	172.9	172.9	.4	0
Secondary products and miscellaneous receipts		332214-SM						
Secondary products		332214-S	12/03	115.5	115.1	115.1	5.0	0
Architectural & structural metals mfg	3323		12/03	122.5	124.7	125.2	5.7	.4
Plate work & fabricated structural prod mfg	33231		12/03	128.4	131.9	132.4	6.2	.4
Prefabricated metal building and component manufacturing	332311		12/81	208.0	211.8	212.3	6.0	.2
Primary products		332311-P	12/81	210.2	214.2	214.9	6.2	.3
Prefabricated metal building systems (excluding farm service bldgs. & residential buildings)		332311-1	12/81	194.8	199.4	200.3	7.9	.5
Other prefabricated and portable metal buildings and parts		332311-2	12/81	248.6	250.8	251.1	2.4	.1
Other prefabricated metal buildings		332311-224	12/97	169.8	171.1	170.9	2.0	-.1
Panels, parts, or sections for prefab bldgs., not sold as a complete unit, steel & aluminum		332311-254	12/81	230.2	233.0	234.6	3.4	.7
Secondary products and miscellaneous receipts		332311-SM						
Miscellaneous receipts		332311-M	12/81	152.0	153.9	152.0	.3	-1.2
Secondary products		332311-S	12/81	218.0	221.7	220.2	11.2	-.7
Fabricated structural metal manufacturing	332312		12/03	128.0	131.5	132.2	5.9	.5
Primary products		332312-P	06/82	176.9	180.2	180.9	5.2	.4
Fabricated structural metal for buildings		332312-1	06/82	170.7	173.8	174.7	5.1	.5
Iron and steel for industrial buildings		332312-121	06/82	192.7	199.0	198.7	7.6	-.2
Iron and steel for commercial building		332312-122	06/82	135.4	136.5	137.6	3.0	.8
Iron and steel residential buildings		332312-123	06/87	165.5	165.2	171.2	3.8	3.6
Iron and steel for other buildings, and aluminum for all types of buildings		332312-173	12/00	115.8	116.8	117.6	3.5	.7
Fabricated structural metal for bridges, trestles, and viaducts		332312-2	06/82	141.8	147.0	147.0	7.6	0
Other fabricated structural metal		332312-3	06/82	199.1	202.0	202.6	4.9	.3
Secondary products and miscellaneous receipts		332312-SM						
Miscellaneous receipts		332312-M	06/87	150.5	159.7	162.9	10.8	2.0
Secondary products		332312-S	06/82	180.1	195.6	195.6	8.3	0
Plate work manufacturing	332313		12/03	112.8	117.7	117.6	7.9	-.1
Primary products		332313-P	12/03	111.2	116.8	116.7	8.9	-.1
Plate work manufacturing		332313-2	03/80	168.6	177.2	177.0	8.8	-.1
Secondary products and miscellaneous receipts		332313-SM						
Secondary products		332313-S	03/80	201.0	202.5	202.5	4.4	0
Ornamental & architectural metal prod mfg	33232		12/03	118.2	119.5	120.0	5.3	.4
Metal window and door manufacturing	332321		06/83	183.3	184.3	186.1	5.1	1.0
Primary products		332321-P	06/83	189.2	190.4	192.7	5.8	1.2
Metal doors and frames, except storm doors		332321-1	06/83	190.2	192.3	194.0	4.8	.9
Aluminum doors (excluding shower doors and tub enclosures)		332321-11	06/83	191.3	192.0	193.1	5.8	.6
Iron and steel doors (excluding shower doors and tub enclosures)		332321-12	06/83	179.0	181.8	184.0	5.3	1.2
Iron and steel industrial doors		332321-121	06/83	([3])	([3])	([3])	([3])	([3])
Iron and steel residential doors		332321-122	06/83	178.5	182.3	182.7	6.7	.2
Iron and steel commercial and institutional doors		332321-123	06/83	185.2	188.2	189.6	2.7	.7
Other metal doors, metal door frames, and shower doors and tub enclosures		332321-18	06/97	130.7	130.7	130.9	1.8	.2
Metal window sash and frames, except storm sash		332321-2	06/83	177.3	177.6	179.9	4.5	1.3
Metal molding and trim and storefronts		332321-3	06/83	322.7	322.7	333.2	15.9	3.3
Metal combination screen, storm sash, and storm doors		332321-4	06/83	158.4	159.4	159.1	4.1	-.2
Metal windows and door screens, (except combination) and metal weatherstrip		332321-5	06/83	159.8	160.0	160.0	.1	0
Secondary products and miscellaneous receipts		332321-SM						
Miscellaneous receipts		332321-M	07/83	139.6	137.8	138.3	.9	.4
Secondary products		332321-S	06/83	159.7	160.2	159.0	.4	-.7
Sheet metal work mfg	332322		12/82	171.9	174.5	174.8	5.7	.2
Primary products		332322-P	12/82	174.2	177.7	177.5	5.9	-.1
Sheet metal roof ventilators, louvers, & dampers for heating, ventilation, a-c		332322-B	12/03	113.7	115.5	115.5	1.4	0
Other sheet metal work		332322-E	12/03	110.3	113.7	113.5	4.6	-.2
Sheet metal air-conditioning ducts and stove pipe		332322-1	12/03	132.7	132.7	132.7	4.7	0
Sheet metal roofing and roof drainage equipment		332322-7	12/03	130.7	134.5	134.4	13.6	-.1
Sheet metal flooring and siding		332322-9	12/03	122.7	124.8	124.7	7.0	-.1
Secondary products and miscellaneous receipts		332322-SM						
Miscellaneous receipts		332322-M	12/03	106.9	100.4	106.9	1.6	6.5

See footnotes at end of table.

Table 5. Producer price indexes for the net output of selected industries and their products, not seasonally adjusted —Continued

Industry and product[1]	Industry code	Product code	Index base	Index June 2006[2]	Index Sep. 2006[2]	Index Oct. 2006[2]	Percent change to Oct. 2006 from: Oct. 2005	Percent change to Oct. 2006 from: Sep. 2006
Sheet metal work mfg—Continued								
Secondary products		332322-S	12/03	112.5	112.3	112.3	4.8	0.0
Ornamental and architectural metal work manufacturing	332323		12/83	192.6	194.3	194.0	4.0	-.2
Primary products		332323-P	12/83	197.7	199.6	199.3	3.6	-.2
Grilles, registers, and air diffusers		332323-A	12/97	114.2	114.2	114.2	1.4	0
Stairs, railings, fences, and gates (other than wire)		332323-2	12/97	131.4	132.4	132.3	2.2	-.1
Stairs, staircases, and fire escapes		332323-213	12/83	165.2	166.7	166.6	2.5	-.1
Fences, gates, railings, and window guards		332323-214	12/97	127.4	128.2	128.1	1.7	-.1
Open flooring, grating, and studs		332323-3	12/97	162.1	164.7	164.6	9.8	-.1
Other architectural and ornamental metal work		332323-5	12/97	130.2	132.4	131.9	4.8	-.4
Iron and steel		332323-511	12/97	139.6	142.2	141.5	6.0	-.5
Aluminum and metals other than iron and steel		332323-512	12/88	128.1	129.6	129.6	1.5	0
Secondary products and miscellaneous receipts		332323-SM						
Miscellaneous receipts		332323-M	12/84	140.9	141.0	141.0	17.9	0
Secondary products		332323-S	12/83	157.6	158.4	158.1	.3	-.2
Boiler, tank & shipping container mfg	3324		12/03	120.4	121.3	121.4	3.6	.1
Power boiler & heat exchanger mfg	33241		12/03	133.1	135.4	134.7	5.1	-.5
Power boiler and heat exchanger manufacturing	332410		12/03	133.1	135.5	134.8	5.1	-.5
Primary products		332410-P	12/03	133.5	135.3	134.7	5.4	-.4
Fabricated heat exchangers and steam condensers (except for nuclear applications		332410-1	03/80	286.9	292.0	290.5	5.8	-.5
Fabricated bare tube industrial heat exchangers, closed types except nuclear		332410-11	03/80	300.8	312.4	308.8	14.2	-1.2
Fabricated fin tube industrial heat exchangers, closed types (except for nuclear		332410-12	03/80	267.9	267.9	([3])	([3])	([3])
Steel power boilers parts and attachments (except for nuclear applications)		332410-3	03/80	197.3	197.3	197.3	4.3	0
Secondary products and miscellaneous receipts		332410-SM						
Secondary products		332410-S	03/80	201.8	([3])	([3])	([3])	([3])
Metal tank (heavy gauge) mfg	33242		12/03	125.7	126.6	127.8	4.8	.9
Metal tanks (heavy gauge) manufacturing	332420		12/03	125.7	126.5	127.7	4.8	.9
Primary products		332420-P	12/03	127.3	128.2	129.5	4.9	1.0
Gas cylinders		332420-4	03/80	158.0	159.1	159.1	3.6	0
Metal tanks, complete at factory (standard line pressure)		332420-5	03/80	178.4	178.8	180.7	3.3	1.1
Metal tanks, complete at factory (standard line nonpressure)		332420-7	03/80	213.6	211.7	211.7	.3	0
Metal tanks and vessels, custom fabricated at the factory		332420-8	03/80	229.1	232.3	238.0	8.7	2.5
Metal tanks and vessels, custom fabricated and field erected		332420-9	03/80	202.3	204.4	204.4	4.3	0
Secondary products and miscellaneous receipts		332420-SM						
Miscellaneous receipts		332420-M	12/86	157.1	157.1	([3])	([3])	([3])
Secondary products		332420-S	03/80	171.7	172.9	172.9	.8	0
Light gauge metal container mfg	33243		12/84	121.0	121.4	121.3	2.4	-.1
Metal can mfg	332431		06/81	125.3	125.4	125.5	1.7	.1
Primary products		332431-P	06/81	123.6	123.6	123.6	1.3	0
Steel cans		332431-1	06/81	153.6	153.6	153.6	1.9	0
Food and beverage steel cans including lids, ends, and parts shipped separately		332431-181	12/01	122.3	122.3	122.3	1.7	0
Other steel cans		332431-191	12/01	112.2	112.0	112.0	3.2	0
Aluminum cans		332431-2	06/81	99.9	99.9	99.9	.7	0
Secondary products and miscellaneous receipts		332431-SM						
Secondary products		332431-S	06/81	158.6	163.3	166.9	.7	2.2
Other metal container mfg	332439		12/03	126.5	128.1	127.6	6.6	-.4
Primary products		332439-P	12/03	127.7	129.4	128.9	5.5	-.4
Steel pails, 1 to 12 gallon capacity and fabricated steel boxes		332439-1	06/83	198.9	199.2	199.2	([3])	0
Steel shipping barrels & drums, exc. beer barrels (more than 12 gallon capacity)		332439-3	06/83	220.9	224.3	225.9	9.3	.7
Other metal container manufacturing		332439-5	12/03	112.8	115.6	111.2	3.1	-3.8
Secondary products and miscellaneous receipts		332439-SM						
Miscellaneous receipts		332439-M	12/05	100.0	100.0	100.0	([3])	0
Secondary products		332439-S	12/03	130.5	131.5	130.6	27.9	-.7
Hardware mfg	3325		12/03	109.7	112.1	112.6	4.2	.4
Hardware mfg	33251		12/03	109.7	112.1	112.6	4.2	.4
Hardware mfg	332510		06/85	147.1	150.5	151.1	4.1	.4
Primary products		332510-P	06/85	146.5	149.7	150.4	4.2	.5
Furniture hardware (excluding cabinet hardware)		332510-1	06/85	174.5	177.5	177.4	1.7	-.1
Builders hardware, including fabricated metal safes and vaults		332510-3	06/85	163.5	168.6	169.1	5.9	.3
Padlocks including pin/non-pin tumbler all other padlocks		332510-315	06/85	155.9	156.0	156.0	5.1	0

See footnotes at end of table.

Table 5. Producer price indexes for the net output of selected industries and their products, not seasonally adjusted —Continued

Industry and product[1]	Industry code	Product code	Index base	Index June 2006[2]	Index Sep. 2006[2]	Index Oct. 2006[2]	Percent change to Oct. 2006 from: Oct. 2005	Percent change to Oct. 2006 from: Sep. 2006
Hardware mfg—Continued								
Doorlocks, locksets, and locktrim, except mortise deadlocks		332510-321	06/85	175.7	180.8	181.0	7.2	0.1
Cabinet hardware		332510-361	06/85	171.6	172.5	176.0	3.2	2.0
Other builders hardware, nec (including metal safes and vaults)		332510-377	06/98	119.7	124.7	124.8	5.5	.1
Motor vehicle hardware		332510-5	06/85	114.1	114.1	115.1	.4	.9
Other transportation equipment hardware, except motor vehicle hardware		332510-7	06/85	253.4	262.6	264.9	7.4	.9
Other hardware, nec		332510-9	06/85	164.1	169.3	169.3	7.2	0
Secondary products and miscellaneous receipts		332510-SM						
Miscellaneous receipts		332510-M	07/85	157.1	164.9	164.9	5.4	0
Secondary products		332510-S	06/85	152.7	154.4	154.4	1.4	0
Spring & wire product mfg	3326		12/03	117.6	119.8	119.6	4.7	-.2
Spring & wire product mfg	33261		12/03	117.6	119.8	119.6	4.7	-.2
Spring (heavy gauge) mfg	332611		06/81	145.0	143.8	143.8	2.3	0
Primary products		332611-P	06/81	146.7	145.1	145.1	2.3	0
Hot formed steel springs (except wire)		332611-1	06/81	150.8	150.8	150.8	3.6	0
Cold formed steel springs (except wire)		332611-3	06/81	139.6	135.2	([3])	([3])	([3])
Secondary products and miscellaneous receipts		332611-SM						
Secondary products		332611-S	06/81	([3])	([3])	([3])	([3])	([3])
Spring (light gauge) mfg	332612		12/82	143.9	144.8	145.0	.7	.1
Primary products		332612-P	12/82	148.1	148.6	148.8	.5	.1
Precision mechanical springs		332612-2	12/82	159.7	161.7	161.5	7.6	-.1
Precision mechanical compression-type wire springs		332612-213	06/01	103.3	105.9	105.7	2.8	-.2
Precision mechanical extension and torsion-type wire springs		332612-216	06/01	139.8	139.8	139.8	13.0	0
Other wire springs		332612-3	12/82	140.1	139.5	140.0	-4.2	.4
Secondary products and miscellaneous receipts		332612-SM						
Miscellaneous receipts		332612-M	06/95	102.8	107.8	([3])	([3])	([3])
Secondary products		332612-S	12/82	115.9	115.9	([3])	([3])	([3])
Other fabricated wire products	332618		12/82	160.7	165.2	164.7	7.0	-.3
Primary products		332618-P	12/82	156.4	160.5	160.2	7.4	-.2
Other fab. fer. wire products, exc springs, not made in plants that draw wire		332618-B	12/82	168.2	173.2	172.8	9.9	-.2
Ferrous wire cloth & other ferrous woven wire products, not made in plants that		332618-3	12/82	136.5	137.0	137.0	.8	0
Nonfer wire cloth & other nonfer woven wire products, not made in plants		332618-5	12/82	93.3	([3])	102.9	10.3	([3])
Steel nail, staples, tacks, spikes, & brads, not made in plants that draw wire		332618-9	12/03	([3])	([3])	([3])	([3])	([3])
Secondary products and miscellaneous receipts		332618-SM						
Miscellaneous receipts		332618-M	12/82	197.2	208.2	204.4	3.7	-1.8
Secondary products		332618-S	12/82	176.5	179.9	179.9	4.2	0
Mach shops, turn prod, screw, nut, bolt mfg	3327		12/03	112.6	113.4	113.2	3.9	-.2
Machine shops	33271		12/03	109.5	110.0	109.9	1.9	-.1
Machine shops	332710		06/84	145.6	146.4	146.1	1.8	-.2
Primary products		332710-P	06/84	140.2	141.1	141.0	2.2	-.1
Machine shops		332710-1	06/84	139.3	140.1	140.0	2.3	-.1
Secondary products and miscellaneous receipts		332710-SM						
Secondary products		332710-S	06/84	183.5	183.6	181.0	-.5	-1.4
Turned product & screw, nut & bolt mfg	33272		12/84	146.6	147.9	147.9	7.6	0
Precision turned product mfg	332721		12/83	153.7	153.9	154.1	11.3	.1
Primary products		332721-P	12/83	147.6	148.0	148.1	7.6	.1
Automotive screw machine products		332721-1	12/83	135.1	135.6	136.0	6.5	.3
Other screw machine products		332721-2	12/83	153.8	154.1	154.2	8.0	.1
Aircraft		332721-222	12/83	144.2	144.2	144.2	.1	0
Household appliances, including radio and television		332721-242	12/83	220.5	223.0	223.0	32.9	0
Electric and electronic equipment, except household appliances		332721-252	12/88	127.0	127.6	127.5	6.8	-.1
Machinery		332721-262	12/83	119.1	119.1	119.1	2.1	0
All other end uses, including ordnance		332721-298	12/83	151.0	151.2	151.3	7.8	.1
Secondary products and miscellaneous receipts		332721-SM						
Secondary products		332721-S	12/83	157.8	157.8	157.8	0	0
Bolt, nut, screw, rivet & washer mfg	332722		06/82	151.4	153.9	153.8	3.8	-.1
Primary products		332722-P	06/82	152.4	155.1	155.0	4.2	-.1
Externally threaded metal fasteners, except aircraft		332722-4	06/82	142.1	143.3	144.1	3.1	.6
Hex bolts, including heavy, tap-and-joint, excluding high strength structural		332722-412	06/82	151.7	152.0	152.0	-1.2	0
other metal bolts, incl. square, round, plow, high-strength structural & bent		332722-419	12/99	149.0	155.2	155.0	9.5	-.1
Cap, set, machine, lag, flange, and self-locking screws		332722-439	12/87	154.8	154.1	155.7	3.0	1.0
tapping screws incl flat, hex, oval & pan; wood screws incl flat, oval & round		332722-445	06/82	141.6	141.6	143.0	2.8	1.0
Other externally threaded metal fasteners, including studs		332722-489	12/99	106.3	106.9	107.6	1.8	.7
Internally threaded fasteners, exc aircraft		332722-5	06/82	108.1	110.3	109.0	2.9	-1.2

See footnotes at end of table.

Table 5. Producer price indexes for the net output of selected industries and their products, not seasonally adjusted —Continued

Industry and product[1]	Industry code	Product code	Index base	Index June 2006[2]	Index Sep. 2006[2]	Index Oct. 2006[2]	Percent change to Oct. 2006 from: Oct. 2005	Percent change to Oct. 2006 from: Sep. 2006
Bolt, nut, screw, rivet & washer mfg—Continued								
Nonthreaded fasteners, exc. aircraft		332722-6	06/82	167.5	168.4	169.2	3.0	0.5
Aircraft/aerospace fasteners		332722-7	06/82	218.0	229.6	224.8	9.4	-2.1
Other formed fasteners incl auto, hshd, aircraft & ordnance (not plastic)		332722-8	06/82	141.4	143.3	144.5	3.5	.8
Secondary products and miscellaneous receipts		332722-SM						
Miscellaneous receipts		332722-M	06/82	170.9	170.9	170.9	-1.6	0
Secondary products		332722-S	06/82	112.8	114.0	114.0	2.9	0
Coating/engrave/heat treating & other activity	3328		12/03	110.5	112.3	112.6	7.8	.3
Coating/engrave/heat treating & other activity	33281		12/84	152.1	154.5	155.0	7.9	.3
Metal heat treating	332811		06/85	125.8	126.8	127.1	2.5	.2
Primary products		332811-P	06/85	126.6	127.5	127.9	2.6	.3
Metal heat treating		332811-9	06/85	126.6	127.5	127.9	2.6	.3
Secondary products and miscellaneous receipts		332811-SM						
Miscellaneous receipts		332811-M	06/90	([3])	([3])	([3])	([3])	([3])
Secondary products		332811-S	06/85	122.9	([3])	([3])	([3])	([3])
Metal coating, engraving, & allied services	332812		12/84	140.5	143.2	143.9	11.0	.5
Primary products		332812-P	12/84	139.9	142.1	143.6	10.1	1.1
Etching, engraving, coating and allied services		332812-1	12/84	139.9	142.1	143.6	10.1	1.1
Etching and engraving, incl. etching and engraving nameplates		332812-11	06/97	101.5	101.5	101.5	0	0
Metal coating		332812-12	06/97	118.0	120.1	121.4	10.9	1.1
Galvanizing and other hot dip coatings		332812-121	12/84	148.7	154.7	154.1	29.2	-.4
Organic coatings, enamels and lacquers, incl. alkyds, plastics, etc.		332812-122	12/84	138.1	139.4	142.8	6.1	2.4
Liquid spray coating, incl electrostatic coating		332812-12212	12/84	152.8	152.8	169.6	16.5	11.0
Powder coating, incl. electrostatic and fluidized bed		332812-12213	06/97	105.2	([3])	([3])	([3])	([3])
All other organic coatings, incl curtain coating and wash coating		332812-12214	12/84	143.0	145.7	145.0	4.2	-.5
Inorganic coatings, incl. porcelain coatings		332812-123	06/97	101.5	101.5	101.5	0	0
Secondary products and miscellaneous receipts		332812-SM						
Miscellaneous receipts		332812-M	12/89	116.0	148.9	117.3	1.4	-21.2
Secondary products		332812-S	12/84	163.0	163.3	163.3	27.7	0
Electropl/plating/polish/anodize/coloring	332813		12/84	164.9	167.5	167.6	6.3	.1
Primary products		332813-P	12/84	165.9	168.6	168.7	6.4	.1
Metal plating and polishing		332813-1	12/84	165.9	168.6	168.7	6.4	.1
Secondary products and miscellaneous receipts		332813-SM						
Miscellaneous receipts		332813-M	12/89	137.7	137.7	137.7	3.5	0
Secondary products		332813-S	12/84	158.1	158.8	159.0	8.1	.1
Other fabricated metal product mfg	3329		12/03	115.6	117.9	118.4	6.6	.4
Metal valve mfg	33291		12/03	118.5	121.0	121.6	9.2	.5
Industrial valve mfg	332911		06/91	159.2	162.4	164.9	11.6	1.5
Primary products		332911-P	06/91	160.0	163.4	165.0	10.4	1.0
Gates, globes, angles, straightway (y-type) checks, stop and check, cross, etc.		332911-1	06/91	189.9	191.9	195.1	11.4	1.7
Valves for water works and municipal equipment (ibbw, awwa, and ul)		332911-2	06/91	222.2	222.2	222.3	19.5	0
Ball valves (all metals, pressures, and types)		332911-3	06/91	156.7	159.3	161.4	10.2	1.3
Butterfly valves (all metals, pressures, and types)		332911-4	06/91	136.1	136.1	136.1	6.9	0
Plug valves (all metals, pressures, and types)		332911-5	12/82	165.8	165.8	169.0	9.3	1.9
Industrial valves, n.e.c.		332911-6	06/91	155.5	163.6	162.4	10.8	-.7
Nuclear valves (n-stamp only)		332911-7	12/98	([3])	([3])	([3])	([3])	([3])
Automatic valves (regulating and control type) and parts (except nuclear)		332911-8	12/82	182.4	188.3	192.3	7.3	2.1
Solenoid-operated valves and parts, except nuclear and fluid power transfer		332911-9	12/82	182.5	191.2	191.2	4.4	0
Secondary products and miscellaneous receipts		332911-SM						
Miscellaneous receipts		332911-M	06/91	153.6	153.6	159.3	12.3	3.7
Secondary products		332911-S	06/91	155.9	160.1	167.8	21.2	4.8
Fluid power valve & hose fitting mfg	332912		06/91	156.0	157.2	157.2	6.4	0
Primary products		332912-P	06/91	155.4	156.2	156.3	6.7	.1
Nonaerospace-type hydraulic directional control valves		332912-C	06/91	133.1	133.1	133.1	5.2	0
Manual types		332912-C11	06/91	141.2	141.2	141.2	7.6	0
All other, including solenoid types		332912-C12	06/91	119.7	119.7	119.7	1.4	0
Nonaerospace-type hydraulic valves, except directional control		332912-D	12/98	139.3	139.3	139.1	15.9	-.1
Cartridge valves		332912-D11	12/98	127.3	127.3	127.3	7.2	0
All other, including electrohydraulic		332912-D12	12/98	144.3	144.3	143.9	19.4	-.3
Nonaerospace-type pneumatic directional control valves		332912-E	06/91	142.5	141.3	142.9	3.1	1.1
Solenoid types		332912-E11	06/91	148.6	147.7	149.1	3.9	.9
All other, including mechanical and remote pilot		332912-E12	12/98	113.4	111.9	113.6	1.6	1.5
Parts for fluid power valves		332912-G	06/91	151.3	151.3	151.5	7.4	.1
Aerospace-type hydraulic and pneumatic hose or tube end fittings and assemblies		332912-H	06/91	219.0	([3])	([3])	([3])	([3])
Nonaerospace-type flared (metal) fittings, couplings for, and assemblies of tubi		332912-J	06/91	142.6	149.1	149.1	5.7	0

See footnotes at end of table.

Table 5. Producer price indexes for the net output of selected industries and their products, not seasonally adjusted —Continued

Industry and product[1]	Industry code	Product code	Index base	Index June 2006[2]	Index Sep. 2006[2]	Index Oct. 2006[2]	Percent change to Oct. 2006 from: Oct. 2005	Percent change to Oct. 2006 from: Sep. 2006
Fluid power valve & hose fitting mfg—Continued								
Nonaerospace-type flareless fittings and couplings (incl. nonmetal fittings) use		332912-K	06/91	153.1	155.5	155.5	13.3	0.0
Nonaerospace-type hydraulic and pneumatic assemblies of hose		332912-N	12/98	108.3	108.3	107.9	2.4	-.4
Nonaerospace type hydraulic and pneumatic fittings and couplings for hose		332912-O	06/91	151.1	152.0	152.0	5.1	0
Secondary products and miscellaneous receipts		332912-SM						
Miscellaneous receipts		332912-M	12/98	121.5	122.7	122.7	6.7	0
Secondary products		332912-S	06/91	162.5	165.2	165.2	5.0	0
Plumbing fixture fitting & trim mfg	332913		06/83	210.0	213.2	213.1	5.6	0
Primary products		332913-P	06/83	216.8	220.5	220.4	6.3	0
Single lever controls, two or three handle bath or shower fittings, etc.		332913-2	06/83	193.7	198.6	198.6	3.3	0
Single lever controls		332913-211	06/98	101.3	106.3	([3])	([3])	([3])
Two and three handle bath and shower fittings		332913-213	06/98	114.5	114.5	114.5	1.7	0
Anti-scald bath and shower valves		332913-215	06/98	111.4	111.4	([3])	([3])	([3])
Lavatory and sink fittings (ex. single control), includ. drains and overflows		332913-3	06/98	118.0	120.3	120.3	8.6	0
Miscellaneous plumbing fixtures, fittings, and trim (brass goods)		332913-4	06/83	233.9	236.2	235.9	7.1	-.1
Secondary products and miscellaneous receipts		332913-SM						
Other metal valve and pipe fitting mfg	332919		12/82	202.9	215.1	213.3	11.9	-.8
Primary products		332919-P	12/82	203.9	218.5	216.0	11.3	-1.1
Plumbing and heating valves and specialties		332919-1	12/82	221.2	241.9	241.9	31.2	0
Metal fittings, flanges, and unions for piping systems		332919-3	12/82	240.4	255.8	252.0	5.6	-1.5
Secondary products and miscellaneous receipts		332919-SM						
Miscellaneous receipts		332919-M	12/82	145.5	149.7	149.7	29.9	0
Secondary products		332919-S	12/82	202.2	206.3	206.3	2.0	0
All other fabricated metal product mfg	33299		12/03	113.1	115.2	115.7	4.2	.4
Ball and roller bearings	332991		06/83	192.2	196.9	197.0	3.6	.1
Primary products		332991-P	06/83	189.8	194.7	194.8	3.7	.1
Ball bearings, unmounted		332991-1	06/83	194.4	196.1	196.5	2.4	.2
Tapered roller bearings (including cups & cones), unmounted		332991-3	06/83	158.1	167.6	167.8	7.5	.1
Roller bearings, except tapered, unmounted		332991-5	06/83	226.4	230.8	230.6	2.4	-.1
Mounted bearings, except plain		332991-7	06/83	238.1	241.7	241.2	3.0	-.2
Ball and roller bearing parts and components, including balls and rollers sold separately		332991-9	06/83	166.4	170.8	170.5	3.0	-.2
Secondary products and miscellaneous receipts		332991-SM						
Secondary products		332991-S	06/83	220.9	220.9	220.9	0	0
Small arms ammunition mfg	332992		06/85	131.4	133.8	133.7	8.0	-.1
Primary products		332992-P	06/85	147.5	150.6	150.6	9.4	0
Cartridges for small firearms (rifle and sidearms)		332992-111	06/85	131.7	136.3	136.2	10.1	-.1
Ammunition components		332992-411	06/02	119.7	124.0	124.0	12.3	0
All other small arms ammunition products		332992-511	06/02	110.2	110.2	110.3	7.3	.1
Secondary products and miscellaneous receipts		332992-SM						
Miscellaneous receipts		332992-M	06/02	106.6	([3])	106.6	1.7	([3])
Ammunition (except small arms) mfg	332993		12/85	150.1	150.7	150.4	-7.5	-.2
Primary products		332993-P	12/85	136.9	137.8	137.4	-1.2	-.3
Artillery ammunition (more than 30 mm, more than 1.18 in.)		332993-1	12/85	159.4	159.3	([3])	([3])	([3])
Ammunition (except small arms), nec		332993-3	12/85	112.7	114.3	114.2	-1.9	-.1
Secondary products and miscellaneous receipts		332993-SM						
Small arms, 30 mm and under	332994		06/85	184.0	185.6	185.3	2.6	-.2
Primary products		332994-P	06/85	179.2	181.0	180.7	2.3	-.2
Machine guns, 30 mm or less, or 1.18 in or less		332994-1	12/04	95.6	95.6	95.6	-6.8	0
Small arms, 30 mm or less, or 1.18 in. or less		332994-9	12/04	102.8	103.8	103.7	3.2	-.1
Secondary products and miscellaneous receipts		332994-SM						
Miscellaneous receipts		332994-M	08/85	290.1	290.1	290.1	1.2	0
Other ordnance & accessories mfg	332995		12/85	138.8	138.8	138.8	-1.4	0
Primary products		332995-P	12/85	159.9	159.9	159.9	-1.4	0
Other ordnance and accessories		332995-2	12/85	142.6	142.6	142.6	-1.5	0
Fabricated pipe & pipe fitting mfg	332996		06/81	215.6	226.1	225.5	9.5	-.3
Primary products		332996-P	06/81	210.9	221.1	220.4	9.0	-.3
Fabricated pipe and fabricated pipe fittings		332996-7	12/02	139.5	146.2	145.7	9.0	-.3
Iron and steel pipe, tube, and fittings		332996-713	06/81	208.3	215.1	214.3	6.6	-.4
Nonferrous pipe, tube, and fittings		332996-715	06/81	244.1	274.3	274.3	20.8	0
Secondary products and miscellaneous receipts		332996-SM						
Miscellaneous receipts		332996-M	08/81	286.4	287.0	287.0	6.0	0
Secondary products		332996-S	04/82	163.6	([3])	([3])	([3])	([3])
Industrial pattern mfg	332997		12/84	140.4	142.4	142.3	6.4	-.1
Primary products		332997-P	12/84	141.2	143.4	143.1	6.8	-.2
Industrial patterns, except shoe patterns		332997-1	12/84	141.2	143.4	143.1	6.8	-.2

See footnotes at end of table.

Table 5. Producer price indexes for the net output of selected industries and their products, not seasonally adjusted —Continued

Industry and product[1]	Industry code	Product code	Index base	Index June 2006[2]	Index Sep. 2006[2]	Index Oct. 2006[2]	Percent change to Oct. 2006 from: Oct. 2005	Percent change to Oct. 2006 from: Sep. 2006
Industrial pattern mfg—Continued								
Foundry patterns		332997-11	12/84	143.7	145.9	145.6	8.0	-0.2
All other industrial patterns, except shoe patterns		332997-12	12/84	136.7	138.8	138.8	1.5	0
Secondary products and miscellaneous receipts		332997-SM						
Secondary products		332997-S	12/84	130.5	([3])	130.5	0	([3])
Enameled iron & metal sanitary ware mfg	332998		12/80	208.8	210.5	216.9	10.4	3.0
Primary products		332998-P	12/80	216.2	217.9	223.8	10.1	2.7
Enameled iron & metal sanitary ware		332998-1	12/80	199.5	201.0	206.4	10.1	2.7
Secondary products and miscellaneous receipts		332998-SM						
Miscellaneous receipts		332998-M	06/05	([3])	([3])	([3])	([3])	([3])
Secondary products		332998-S	12/80	169.7	([3])	179.6	12.1	([3])
All other misc fabricated metal product mfg	332999		12/03	110.8	111.9	112.9	4.6	.9
Primary products		332999-P	12/03	112.8	114.1	114.9	6.5	.7
Metal ladders		332999-A	06/85	146.4	152.2	144.3	8.5	-5.2
All other fabricated metal products, nec		332999-G	06/85	148.6	150.6	151.5	3.8	.6
Converted unmounted aluminum foil packaging products		332999-1	12/90	113.9	([3])	116.1	17.2	([3])
Converted foil for nonpackaging applications		332999-3	12/84	138.5	([3])	143.1	17.2	([3])
Secondary products		332999-S	12/03	106.9	106.9	108.8	.8	1.8
Machinery mfg	333		12/03	108.6	109.4	109.9	3.4	.5
Agricultural, construction & mining machinery mfg	3331		12/03	111.7	112.2	113.0	4.4	.7
Agricultural implement mfg	33311		12/03	107.8	108.1	108.6	2.4	.5
Farm machinery & equipment mfg	333111		12/82	168.8	169.0	169.5	2.5	.3
Primary products		333111-P	12/82	169.7	170.0	170.5	2.8	.3
Haying machinery and attachments		333111-A	12/82	165.4	165.4	168.0	2.5	1.6
Parts for farm machinery, for sale separately		333111-C	12/82	150.6	150.6	150.6	.8	0
Farm plows, harrows, rollers, pulverizers, and cultivators		333111-E	12/02	129.7	132.3	134.8	10.2	1.9
All other farm machinery & equipment, excluding parts, but including attachments		333111-G	12/82	183.8	185.5	185.2	2.0	-.2
Commercial turf and grounds care equipment, including parts and attachments		333111-J	12/82	177.9	178.2	178.2	1.7	0
Farm-type wheel tractors (2 & 4 wheel drive)(sold with or without attachments)		333111-1	12/82	164.8	164.5	165.5	3.7	.6
Farm dairy eq., sprayers & dusters, farm elevators, farm blowers, & att		333111-3	12/82	159.5	159.5	159.5	2.2	0
Planting, seeding, & fertilizing machinery & attachments, exc. turf machinery		333111-7	12/82	168.2	166.8	167.2	3.9	.2
Harvesting machinery (except hay and straw) and attachments		333111-9	12/82	177.3	177.3	177.3	1.5	0
Secondary products and miscellaneous receipts		333111-SM						
Miscellaneous receipts		333111-M	12/82	144.4	144.4	144.7	-2.2	.2
Secondary products		333111-S	12/82	152.6	152.6	152.6	1.1	0
Lawn & garden equipment mfg	333112		12/82	127.2	128.3	129.2	2.0	.7
Primary products		333112-P	12/82	129.5	130.8	131.9	2.0	.8
Consumer nonriding lawn, garden, and snow equipment		333112-1	12/82	121.6	122.6	124.4	2.6	1.5
Consumer riding lawn, garden, and snow equipment		333112-3	12/82	141.4	142.2	142.5	1.1	.2
Parts and attachments for consumer lawn, garden, and snow equipment		333112-7	06/03	101.5	105.0	105.6	3.1	.6
Secondary products and miscellaneous receipts		333112-SM						
Miscellaneous receipts		333112-M	06/03	103.5	103.5	103.5	3.3	0
Secondary products		333112-S	12/82	110.2	110.3	110.3	.5	0
Construction machinery mfg	33312		12/03	112.7	113.0	113.5	4.4	.4
Construction machinery mfg	333120		12/80	201.3	201.9	202.8	4.4	.4
Primary products		333120-P	12/80	194.6	195.2	195.8	3.4	.3
Power cranes, dozers, tractors, off-hwy trucks, mixers, pavers, backhoes, etc.		333120-1	12/03	111.7	111.9	112.0	3.4	.1
Power cranes, draglines, shovels (including surface mining equip.)(exc parts)		333120-11	12/99	123.8	123.9	123.9	4.8	0
Mixers, pavers, and related equipment (excluding parts)		333120-12	12/80	168.4	170.1	169.9	3.7	-.1
Off-highway trucks, haulers, truck-type tractor chassis, trailers, excl. parts		333120-13	12/03	110.8	111.0	111.0	1.9	0
Tractor shovel loaders (skid steer, wheel, crawler, & integral design backhoe)		333120-14	12/80	201.3	201.4	201.4	2.9	0
Graders , rollers & compactors, forklifts, scrapers, trenchers, excl parts		333120-16	12/03	111.0	111.6	112.1	3.5	.4
Attach. for tractors & other equip. (exc parts, winches, snow clearing attach.)		333120-17	12/99	120.7	120.7	120.7	5.0	0
Other construction machinery and equipment (excluding parts)		333120-8	12/03	113.3	115.3	115.1	3.2	-.2
Parts for construction machinery and equipment, sold separately		333120-9	12/99	116.1	115.5	117.8	3.6	2.0
Secondary products and miscellaneous receipts		333120-SM						
Miscellaneous receipts		333120-M	12/80	321.6	322.5	324.2	12.4	.5
Secondary products		333120-S	12/80	205.6	206.9	209.8	5.9	1.4
Mining & oil & gas field machinery mfg	33313		12/03	119.5	120.8	123.1	9.5	1.9

See footnotes at end of table.

Table 5. Producer price indexes for the net output of selected industries and their products, not seasonally adjusted —Continued

Industry and product[1]	Industry code	Product code	Index base	Index June 2006[2]	Index Sep. 2006[2]	Index Oct. 2006[2]	Percent change to Oct. 2006 from: Oct. 2005	Percent change to Oct. 2006 from: Sep. 2006
Mining machinery & equipment mfg	333131		06/81	191.0	192.3	192.9	3.9	0.3
Primary products		333131-P	06/81	196.5	197.3	198.1	3.6	.4
Underground mining machinery (except parts sold separately)		333131-1	06/81	206.9	208.7	208.7	4.8	0
Mineral processing & beneficiation machinery (except parts sold separately)		333131-3	06/81	223.5	223.5	223.5	2.9	0
Crushing, pulverizing & screening machinery (except parts sold separately)		333131-5	06/81	237.0	237.2	240.8	7.1	1.5
Drills and other mining machinery, nec (except parts sold separately)		333131-7	06/81	214.5	219.4	218.1	-6.1	-.6
Parts and attachments for mining machinery and equipment (sold separately)		333131-9	06/81	178.2	177.5	178.5	4.5	.6
Secondary products and miscellaneous receipts		333131-SM						
Miscellaneous receipts		333131-M	06/81	160.9	167.3	167.3	4.0	0
Oil and gas field machinery and equipment mfg	333132		12/80	210.4	213.0	218.3	11.9	2.5
Primary products		333132-P	12/80	210.0	212.5	218.3	12.5	2.7
Rotary oil and gas field drilling machinery and equipment		333132-1	12/86	225.5	228.9	236.6	17.2	3.4
Other oil and gas field drilling machinery and equipment		333132-2	12/86	209.0	210.2	210.4	7.8	.1
Oil and gas field production machinery and equipment		333132-3	12/80	164.5	166.9	173.5	12.8	4.0
Portable oil and gas field drilling rigs and parts		333132-5	12/86	148.0	149.7	152.1	6.4	1.6
Oil and gas field derricks and well surveying machinery		333132-9	12/86	89.1	([3])	88.6	2.0	([3])
Secondary products and miscellaneous receipts		333132-SM						
Miscellaneous receipts		333132-M	12/80	224.5	231.7	235.4	14.6	1.6
Secondary products		333132-S	12/80	165.1	163.8	165.0	1.6	.7
Industrial machinery mfg	3332		12/84	158.0	159.1	160.0	2.0	.6
Sawmill & woodworking machinery mfg	33321		12/03	107.9	108.7	109.6	3.6	.8
Sawmill & woodworking machinery mfg	333210		12/80	171.8	173.1	174.5	3.6	.8
Primary products		333210-P	12/80	176.4	177.9	179.5	3.7	.9
Woodworking machinery, including parts, attachments, and accessories		333210-3	12/80	167.5	169.2	170.7	4.2	.9
Secondary products and miscellaneous receipts		333210-SM						
Miscellaneous receipts		333210-M	04/81	79.3	([3])	79.4	3.8	([3])
Secondary products		333210-S	12/80	197.1	198.6	198.1	.9	-.3
Plastics & rubber industry machinery mfg	33322		12/03	108.5	110.9	111.1	3.3	.2
Plastics & rubber industry machinery mfg	333220		12/03	108.5	110.9	111.1	3.3	.2
Primary products		333220-P	12/03	107.2	108.3	107.8	1.1	-.5
Plastics working machinery and equipment, excluding patterns and molds		333220-1	12/81	185.9	187.1	186.4	.9	-.4
Rubber working machinery and equipment, excluding tire molds		333220-3	12/81	185.4	195.2	191.4	2.9	-1.9
Secondary products and miscellaneous receipts		333220-SM						
Miscellaneous receipts		333220-M	12/03	115.4	131.0	137.6	14.8	5.0
Secondary products		333220-S	12/03	113.3	([3])	([3])	([3])	([3])
Other industrial machinery mfg	33329		12/84	157.2	158.0	158.9	1.8	.6
Paper industries machinery mfg	333291		06/82	182.6	183.2	183.7	1.2	.3
Primary products		333291-P	06/82	186.7	187.0	187.9	.9	.5
Paper industries machinery		333291-1	12/03	104.5	104.7	105.4	1.2	.7
Parts and attachments for paper industries machinery		333291-3	06/82	175.3	175.7	175.7	.1	0
Secondary products and miscellaneous receipts		333291-SM						
Miscellaneous receipts		333291-M	06/82	150.8	153.2	151.8	3.5	-.9
Secondary products		333291-S	03/97	([3])	109.6	109.6	([3])	0
Textile machinery	333292		12/80	188.4	188.7	189.6	.6	.5
Primary products		333292-P	12/80	194.2	194.4	194.6	.1	.1
Textile machinery (except parts, attachments, and accessories)		333292-1	12/80	190.5	190.6	190.5	-.8	-.1
Parts and attachments for textile machinery		333292-2	12/80	199.9	200.4	201.0	1.7	.3
Secondary products and miscellaneous receipts		333292-SM						
Miscellaneous receipts		333292-M	06/86	120.0	120.6	124.2	3.8	3.0
Printing machinery & equipment mfg	333293		12/82	149.7	153.0	153.4	3.0	.3
Primary products		333293-P	12/82	145.9	149.8	149.5	2.9	-.2
Printing presses, offset lithographic		333293-1	12/82	([3])	([3])	([3])	([3])	([3])
Printing presses, other than lithographic		333293-2	12/82	167.2	168.1	168.1	2.4	0
Binding machinery and equipment		333293-6	12/88	145.7	145.7	([3])	([3])	([3])
Printing trades machinery, n.e.c.		333293-7	12/88	121.0	121.0	120.5	-1.1	-.4
Other printing machinery and equipment, incl. pre-press preparation equipment		333293-779	06/01	98.0	([3])	97.3	-1.8	([3])
Parts, attachments, and accessories for printing trades machinery		333293-791	06/01	103.8	103.8	103.8	-.1	0
Secondary products and miscellaneous receipts		333293-SM						
Miscellaneous receipts		333293-M	12/82	177.0	177.0	183.1	4.5	3.4
Food products machinery mfg	333294		12/83	196.0	200.7	207.8	9.1	3.5
Primary products		333294-P	12/83	201.4	205.1	214.2	9.6	4.4
Dairy and milk products plant machinery		333294-1	12/83	207.0	213.6	212.2	3.9	-.7
Commercial food products machinery		333294-3	12/83	189.6	190.9	191.1	3.0	.1
Industrial food products machinery		333294-5	12/83	194.7	199.4	217.8	16.6	9.2
Secondary products and miscellaneous receipts		333294-SM						

See footnotes at end of table.

Table 5. Producer price indexes for the net output of selected industries and their products, not seasonally adjusted —Continued

Industry and product[1]	Industry code	Product code	Index base	Index June 2006[2]	Index Sep. 2006[2]	Index Oct. 2006[2]	Percent change to Oct. 2006 from: Oct. 2005	Percent change to Oct. 2006 from: Sep. 2006
Food products machinery mfg—Continued								
Miscellaneous receipts		333294-M	12/83	146.4	152.6	152.3	8.2	-0.2
Secondary products		333294-S	12/83	191.0	202.0	201.2	5.7	-.4
Semiconductor machinery mfg	333295		12/03	99.5	99.5	99.5	-.1	0
Primary products		333295-P	12/03	99.5	99.5	99.5	-.1	0
Semiconductor machinery manufacturing		333295-1	06/87	128.0	128.0	128.0	-.1	0
Secondary products and miscellaneous receipts		333295-SM						
Miscellaneous receipts		333295-M	12/03	100.0	([3])	([3])	([3])	([3])
All other industrial machinery mfg	333298		12/03	107.6	107.5	107.8	1.3	.3
Primary products		333298-P	12/03	107.2	107.1	107.6	1.5	.5
Chemical manufacturing machinery, equipment, and parts		333298-1	12/81	191.0	([3])	([3])	([3])	([3])
Printed circuit board manufacturing machinery, except testing		333298-5	06/01	100.8	([3])	([3])	([3])	([3])
Special industry machinery & equipment, nec		333298-7	12/94	119.7	119.2	119.9	-.2	.6
Secondary products and miscellaneous receipts		333298-SM						
Miscellaneous receipts		333298-M	12/03	108.5	108.5	108.5	0	0
Commercial & service industry machinery mfg	3333		12/03	103.6	103.6	104.3	1.6	.7
Commercial & service industry machinery mfg	33331		12/03	103.6	103.6	104.3	1.6	.7
Automatic vending machine mfg	333311		06/82	126.6	126.9	127.1	.7	.2
Primary products		333311-P	06/82	126.2	126.5	126.6	.6	.1
Automatic merchandising machines, coin-operated, excluding parts		333311-1	06/82	125.1	125.5	125.7	.9	.2
Vending machines for beverages		333311-11	06/82	121.4	121.7	121.7	1.2	0
Other vending machines, excluding beverage machines		333311-15	06/03	102.9	103.3	103.7	.2	.4
Coin-operated mechanisms and other parts for automatic merchandising machines		333311-2	12/88	112.3	112.3	112.3	0	0
Secondary products and miscellaneous receipts		333311-SM						
Commercial laundry, dry-cleaning pressing machine mfg	333312		12/82	211.6	212.6	219.5	5.3	3.2
Primary products		333312-P	12/82	194.5	195.4	202.2	5.5	3.5
Commercial laundry, dry-cleaning pressing machine mfg		333312-1	06/03	111.6	112.1	116.0	5.5	3.5
Secondary products and miscellaneous receipts		333312-SM						
Miscellaneous receipts		333312-M	06/03	108.5	110.1	109.9	1.9	-.2
Office machinery mfg	333313		06/85	127.7	127.8	127.7	-1.2	-.1
Primary products		333313-P	06/85	119.5	119.5	119.4	-1.4	-.1
Mailing, letter handling, and addressing machines, except parts and attachments		333313-A	06/85	117.8	117.8	117.8	([3])	0
Typewriters, dictating, transcribing and recording machines, n.e.c.		333313-D	12/03	113.4	113.4	113.4	1.6	0
Parts and attachments for standard typewriters and recording machines, n.e.c.		333313-J	12/03	111.9	111.9	111.9	-4.9	0
Secondary products and miscellaneous receipts		333313-SM						
Optical instrument and lens mfg	333314		06/91	111.1	106.8	108.0	-.6	1.1
Primary products		333314-P	06/91	109.7	104.7	106.0	-.7	1.2
Sighting, tracking and fire-control equipment		333314-1	12/85	121.8	121.8	121.8	1.8	0
Optical instruments and lenses, n.e.c.		333314-5	12/98	103.3	97.1	98.8	-1.3	1.8
Binoculars and astronomical instruments		333314-51	06/91	101.8	101.8	101.8	0	0
Other optical instruments and lenses (excl. sighting, tracking, and fire-control		333314-52	12/98	103.5	97.0	98.8	-1.4	1.9
Secondary products and miscellaneous receipts		333314-SM						
Secondary products		333314-S	06/91	128.9	128.9	128.9	-2.0	0
Photographic & photocopying equipment mfg	333315		12/03	94.6	94.6	94.0	-.5	-.6
Primary products		333315-P	12/03	99.6	99.6	98.7	-1.5	-.9
Photographic and photocopying equipment		333315-1	12/03	99.6	99.6	98.7	-1.5	-.9
Secondary products and miscellaneous receipts		333315-SM						
Other commercial & service industry machinery mfg	333319		06/82	189.4	191.6	194.5	4.3	1.5
Primary products		333319-P	06/82	190.6	193.1	196.4	4.6	1.7
Commercial cooking & food warming equipment, incl. parts & attachments		333319-1	06/82	218.8	218.8	222.0	7.5	1.5
Commercial & industrial vacuum cleaners, incl. parts & attachments		333319-3	06/82	187.5	189.1	189.1	8.6	0
Automotive maintenance equipment, except handtools		333319-5	11/89	153.6	153.6	153.6	1.5	0
Electronic teaching machines, teaching aids, trainers, & simulators, incl. kits		333319-7	12/91	108.7	([3])	110.5	1.8	([3])
Miscellaneous machinery products, except electrical		333319-9	06/82	182.1	185.9	190.4	3.9	2.4
Secondary products and miscellaneous receipts		333319-SM						
Miscellaneous receipts		333319-M	06/82	169.9	170.0	170.0	.8	0
Secondary products		333319-S	06/82	193.9	193.5	196.4	5.3	1.5
HVAC & commercial refrigeration equipment mfg	3334		12/03	111.9	113.9	114.0	4.3	.1
HVAC & commercial refrigeration equipment mfg	33341		12/03	111.9	113.9	114.0	4.3	.1
Air purification equipment mfg	333411		12/03	112.5	113.9	114.0	2.7	.1

See footnotes at end of table.

Table 5. Producer price indexes for the net output of selected industries and their products, not seasonally adjusted —Continued

Industry and product[1]	Industry code	Product code	Index base	Index June 2006[2]	Index Sep. 2006[2]	Index Oct. 2006[2]	Percent change to Oct. 2006 from: Oct. 2005	Percent change to Oct. 2006 from: Sep. 2006
Air purification equipment mfg—Continued								
Primary products		333411-P	12/03	113.1	114.3	114.4	2.7	0.1
Dust collection & other air purification equip. for indust. gas cleaning systems		333411-1	12/83	164.2	167.4	167.1	3.4	-.2
Dust collection & other air purification equip & parts for cleaning incoming air		333411-3	12/83	160.7	161.5	161.8	2.1	.2
Secondary products and miscellaneous receipts		333411-SM						
Miscellaneous receipts		333411-M	12/03	113.5	113.5	113.5	.9	0
Industrial & commercial fan & blower mfg	333412		12/03	112.7	114.8	114.5	3.8	-.3
Primary products		333412-P	12/03	113.0	115.3	114.9	3.9	-.3
Industrial & commercial fan & blower mfg		333412-1	12/03	113.0	115.3	114.9	3.9	-.3
Secondary products and miscellaneous receipts		333412-SM						
Miscellaneous receipts		333412-M	12/03	111.2	111.2	112.0	2.8	.7
Secondary products		333412-S	12/03	110.1	111.3	111.2	3.2	-.1
Heating equipment (except warm air furnaces) mfg	333414		06/80	221.2	224.4	225.8	4.3	.6
Primary products		333414-P	06/80	212.1	215.5	217.0	4.6	.7
Cast iron heating boilers, radiators, and convectors, except parts		333414-1	06/99	124.4	129.0	128.2	5.1	-.6
Domestic heating stoves, except electric (excluding parts)		333414-3	06/80	169.7	172.2	170.0	4.1	-1.3
Steel heating boilers (15 psi or less) and all hot water heating boilers		333414-5	06/80	198.0	202.9	207.4	7.1	2.2
Floor and wall furnaces, unit heaters, infrared heaters, and mechanical stokers		333414-7	06/99	119.5	119.3	119.9	2.6	.5
Other heating equipment		333414-9	06/99	110.7	112.4	114.3	5.0	1.7
Secondary products and miscellaneous receipts		333414-SM						
Miscellaneous receipts		333414-M	06/99	109.2	109.2	109.2	1.6	0
Secondary products		333414-S	06/80	206.0	206.2	206.2	2.7	0
AC & warm air heating & commercial refrigeration equipment mfg	333415		12/82	147.4	150.1	150.2	4.5	.1
Primary products		333415-P	12/82	147.3	150.1	149.8	4.0	-.2
Compressors and compressor units, all refrigerants, except automotives		333415-A	12/03	114.8	113.8	116.2	2.1	2.1
Warm air furnaces incl. duct furn. & dehumidifiers, & elec. comfort heating eq		333415-C	12/89	117.2	121.9	119.3	2.4	-2.1
Parts and accessories for air conditioning and heat transfer equipment		333415-D	12/89	129.9	130.0	131.3	14.2	1.0
Unitary air conditioners, except air source heat pumps		333415-E	12/82	134.4	141.7	140.4	-.3	-.9
Heat transfer equipment (except electrically operated dehumidifiers)		333415-1	12/03	121.7	123.6	122.1	8.4	-1.2
Commercial refrigerators and related equipment		333415-3	12/82	174.6	174.9	176.0	2.8	.6
Refrigeration condensing units, all refrigerants, except amonia		333415-5	12/82	155.0	161.7	158.3	4.0	-2.1
Room air conditioners and dehumidifiers, except portable dehumidifiers		333415-6	12/82	112.5	112.5	112.5	-.2	0
Refrigeration and air conditioning equipment, nec		333415-9	12/89	133.4	136.0	137.6	6.4	1.2
Secondary products and miscellaneous receipts		333415-SM						
Miscellaneous receipts		333415-M	12/82	163.9	166.8	172.3	13.2	3.3
Secondary products		333415-S	12/82	118.6	117.9	118.3	-4.8	.3
Metalworking machinery mfg	3335		12/03	105.7	106.1	106.3	2.3	.2
Metalworking machinery mfg	33351		12/03	105.7	106.1	106.3	2.3	.2
Industrial mold mfg	333511		12/03	103.2	104.0	104.0	1.8	0
Industrial molds and mold boxes		333511-P	12/03	103.8	104.7	104.7	2.0	0
Industrial molds and mold boxes		333511-1	06/81	127.7	128.8	128.8	2.1	0
Secondary products and miscellaneous receipts		333511-SM						
Secondary products		333511-S	12/03	99.9	([3])	([3])	([3])	([3])
Machine tool (metal cutting types) mfg	333512		06/83	166.0	167.9	167.7	6.6	-.1
Primary products		333512-P	06/83	156.8	157.3	158.3	6.7	.6
Metal grinding, polishing, buffing, honing, & lapping machines, exc gear-tooth		333512-2	06/83	193.0	193.0	197.1	5.2	2.1
Metal lathes (turning machines) numerically & nonnumerically controlled		333512-3	06/83	173.1	175.3	175.3	8.3	0
Metal milling machines (excluding machining centers)		333512-4	06/83	163.7	([3])	([3])	([3])	([3])
Parts for metal cutting machine tools (sold separately) & rebuilt machine tools		333512-6	06/83	133.7	134.0	133.9	1.7	-.1
Metal machining centers (multifunction numerically controlled machines)		333512-7	06/83	148.0	([3])	([3])	([3])	([3])
Metal station type machines		333512-8	06/83	153.7	153.7	153.7	0	0
Other metal cutting machine tools (exc those designed for home workshops, etc.)		333512-9	06/83	158.6	160.0	161.3	2.9	.8
Secondary products and miscellaneous receipts		333512-SM						
Miscellaneous receipts		333512-M	06/83	231.5	241.3	236.3	3.3	-2.1
Secondary products		333512-S	06/83	185.8	([3])	([3])	([3])	([3])
Machine tool (metal forming types) mfg	333513		06/81	194.3	195.6	195.5	2.4	-.1
Primary products		333513-P	06/81	200.3	201.8	201.6	2.4	-.1
Punching, shearing, bending, and forming machines		333513-1	06/81	166.5	168.0	167.9	3.1	-.1
Presses, except forging		333513-2	06/81	227.8	227.8	227.8	1.7	0
Other metal forming machine tools and forging machines		333513-3	06/81	223.7	225.3	225.3	2.7	0
Rebuilt metal forming machine tools and parts for metal forming machine tools		333513-4	06/81	194.2	196.7	196.3	1.7	-.2
Secondary products and miscellaneous receipts		333513-SM						
Miscellaneous receipts		333513-M	12/92	148.3	148.3	148.3	4.1	0
Secondary products		333513-S	06/81	154.8	([3])	154.8	0	([3])
Special die/tool, die set, jig & fixture mfg	333514		12/03	100.5	100.4	101.0	-.1	.6

See footnotes at end of table.

Table 5. Producer price indexes for the net output of selected industries and their products, not seasonally adjusted —Continued

Industry and product[1]	Industry code	Product code	Index base	Index June 2006[2]	Index Sep. 2006[2]	Index Oct. 2006[2]	Percent change to Oct. 2006 from: Oct. 2005	Percent change to Oct. 2006 from: Sep. 2006
Special die/tool, die set, jig & fixture mfg—Continued								
Primary products		333514-P	06/81	166.7	166.5	167.7	-0.1	0.7
Special dies and tools, die sets, jigs, and fixtures		333514-1	06/81	166.7	166.5	167.7	-.1	.7
Jigs and fixtures, including parts		333514-11	06/81	235.4	235.8	235.7	-.4	0
Metalworking die and die sets		333514-13	12/02	102.7	102.2	102.3	-1.3	.1
Standard punches, industrial prototypes, die parts & other special tooling, dies		333514-17	06/94	113.0	113.6	116.0	2.3	2.1
Secondary products and miscellaneous receipts		333514-SM						
Secondary products		333514-S	12/03	100.2	100.2	100.2	-.1	0
Cutting tool & machine tool accessory mfg	333515		06/83	156.9	157.4	157.7	3.5	.2
Primary products		333515-P	06/83	153.1	153.5	153.8	3.1	.2
Small cutting tools for machine tools and metalworking machinery		333515-1	06/83	146.0	146.5	146.4	2.5	-.1
Carbon steel & high-speed steel shank twist drills for machine tools		333515-12	06/83	145.7	148.3	148.1	1.9	-.1
Twist drills, gun drills, combined drills, countersinks, and counterbores		333515-13	12/00	99.1	99.0	98.9	1.7	-.1
End mills and milling cutters		333515-14	06/83	154.8	154.8	154.8	.9	0
Threading tools		333515-15	06/83	160.7	160.7	160.7	.6	0
Blanks, tips, and inserts		333515-16	06/83	146.0	146.8	146.6	2.4	-.1
Other cutting tools, including broaches, reamers, hobs, and rotary burrs		333515-17	12/00	110.4	110.3	110.3	4.2	0
Other attachments and accessories for machine tools and metalworking machinery		333515-3	06/83	171.0	171.1	172.9	5.0	1.1
Tool holders		333515-31	06/83	166.6	166.6	167.3	1.0	.4
Work holding devices and other attachments and accessories		333515-32	12/00	116.4	116.6	118.5	8.6	1.6
Secondary products and miscellaneous receipts		333515-SM						
Miscellaneous receipts		333515-M	01/87	177.1	179.0	178.9	1.6	-.1
Secondary products		333515-S	06/83	170.5	([3])	170.5	13.2	([3])
Rolling mill machinery & equipment mfg	333516		12/81	206.8	206.2	206.2	.7	0
Primary products		333516-P	12/81	212.6	211.9	211.9	.8	0
Cold rolling mill machinery		333516-2	06/93	115.9	([3])	115.9	5.4	([3])
Rolling mill machinery, n.e.c., including tube mill machinery		333516-3	12/81	247.7	246.3	246.3	.1	0
Secondary products and miscellaneous receipts		333516-SM						
Miscellaneous receipts		333516-M	12/03	111.2	([3])	([3])	([3])	([3])
Other metalworking machinery mfg	333518		06/83	185.7	184.9	185.7	1.3	.4
Primary products		333518-P	06/83	184.9	184.1	184.9	1.3	.4
Assembly machines		333518-1	06/83	168.0	166.7	167.6	1.2	.5
Special-purpose and other types of metalworking assembly machines		333518-14	06/83	176.1	([3])	([3])	([3])	([3])
Other metalworking machinery (except handheld and ultrasonic)		333518-3	06/83	206.9	207.5	208.0	1.5	.2
Secondary products and miscellaneous receipts		333518-SM						
Miscellaneous receipts		333518-M	12/97	([3])	112.1	112.1	([3])	0
Secondary products		333518-S	06/83	184.6	184.6	184.6	1.1	0
Engine, turbine & power transmission equipment mfg	3336		12/84	147.5	148.5	148.9	3.6	.3
Engine, turbine & power transmission equip mfg	33361		12/84	147.5	148.5	148.9	3.6	.3
Turbine & turbine generator set unit mfg	333611		06/82	160.7	161.5	163.2	5.2	1.1
Primary products		333611-P	06/82	167.0	168.0	168.7	5.0	.4
Turbine generator sets		333611-3	12/03	103.7	104.1	104.5	2.7	.4
Steam, gas, and other turbines and turbine generators		333611-4	12/03	102.3	103.2	103.9	10.3	.7
Parts & accessories for turbines, turbine generators, and turbine generator sets		333611-7	12/03	105.1	105.9	105.9	1.5	0
Secondary products and miscellaneous receipts		333611-SM						
Speed changers, industrial high speed drive, and gear mfg	333612		12/83	199.7	201.2	202.9	3.5	.8
Primary products		333612-P	12/83	190.8	192.3	193.7	3.3	.7
Loose gearing, including gears, pinions, racks, and worms, sold separately		333612-3	12/83	147.2	150.2	151.1	4.9	.6
Speed changers, & ind. high speed drives, & parts other than loose gearing		333612-7	12/03	115.5	115.9	116.7	2.5	.7
Secondary products and miscellaneous receipts		333612-SM						
Miscellaneous receipts		333612-M	07/84	196.3	197.9	197.9	8.0	0
Secondary products		333612-S	12/83	267.8	267.8	274.8	4.1	2.6
Mechanical power transmission equipment mfg	333613		12/84	184.3	186.4	186.7	4.1	.2
Primary products		333613-P	12/84	180.2	182.2	182.6	3.9	.2
Plain bearings and bushings		333613-1	12/84	143.2	144.0	144.0	1.1	0
Mechanical power transmission equip, except speed changers, drives, & gears, nec		333613-3	12/84	187.8	190.0	190.6	4.3	.3
Secondary products and miscellaneous receipts		333613-SM						
Miscellaneous receipts		333613-M	02/85	195.8	195.8	195.8	4.1	0
Secondary products		333613-S	12/84	209.3	212.9	212.5	5.3	-.2
Other engine equipment mfg	333618		12/82	147.7	148.7	148.6	3.0	-.1
Primary products		333618-P	12/82	147.2	148.3	148.1	3.0	-.1
Parts & accessories (except aircraft and gasoline automotive engines)		333618-F	12/82	159.3	160.5	160.6	4.4	.1
Gasoline engines (except aircraft, automobile, highway truck, bus & tank)		333618-1	12/95	113.1	117.5	117.5	5.0	0
Diesel, semidiesel and dual fuel engines (except automotive)		333618-3	12/82	137.3	137.3	136.0	1.7	-.9

See footnotes at end of table.

Table 5. Producer price indexes for the net output of selected industries and their products, not seasonally adjusted —Continued

Industry and product[1]	Industry code	Product code	Index base	Index			Percent change to Oct. 2006 from:	
				June 2006[2]	Sep. 2006[2]	Oct. 2006[2]	Oct. 2005	Sep. 2006
Other engine equipment mfg—Continued								
Diesel, semidiesel, and dual-fuel engines for automobiles, trucks, and buses		333618-5	12/82	144.7	144.6	144.7	2.2	0.1
Piston-type natural gas engines, including LPG engines (excluding gas turbines)		333618-9	12/00	([3])	([3])	([3])	([3])	([3])
Secondary products and miscellaneous receipts		333618-SM						
Miscellaneous receipts		333618-M	12/82	157.6	160.3	160.7	5.7	.2
Secondary products		333618-S	12/82	143.5	143.5	145.0	1.8	1.0
Other general purpose machinery mfg	3339		12/03	111.0	112.3	112.7	3.8	.4
Pump & compressor mfg	33391		12/03	112.4	113.8	114.5	4.3	.6
Pump & pumping equipment mfg	333911		12/83	199.7	201.9	203.6	5.8	.8
Primary products		333911-P	12/83	197.7	199.1	201.1	5.9	1.0
Industrial pumps, except hydraulic fluid power pumps		333911-1	12/83	200.4	201.4	202.8	5.0	.7
Domestic water systems		333911-4	12/83	168.7	169.5	171.4	6.7	1.1
Pumps n.e.c.		333911-5	12/83	150.4	148.2	152.9	7.8	3.2
Domestic sump pumps, oil-well and oil-field pumps, except boiler feed		333911-516	12/01	111.2	113.8	113.2	4.1	-.5
Other pumps, except automotive circulating pumps, and measuring & dispensing pum		333911-517	12/01	121.4	112.1	123.2	14.2	9.9
Parts and attachments for pumps and pumping equipment, excl. compressors		333911-6	12/83	232.4	238.9	239.1	6.5	.1
Secondary products and miscellaneous receipts		333911-SM						
Miscellaneous receipts		333911-M	12/83	247.9	262.3	262.3	8.7	0
Secondary products		333911-S	12/83	178.1	176.4	178.6	2.1	1.2
Air and gas compressor mfg	333912		06/84	164.8	167.5	167.8	2.8	.2
Primary products		333912-P	06/84	164.3	167.6	167.5	3.3	-.1
Air and gas compressors and vacuum pumps		333912-1	06/84	162.1	165.5	165.6	3.6	.1
Parts & attach. for air gas compressors, ex. refrigeration, ice making, & a/c		333912-4	06/84	170.4	174.9	174.3	5.3	-.3
Industrial spraying equipment		333912-7	06/84	157.9	159.4	159.3	.6	-.1
Secondary products and miscellaneous receipts		333912-SM						
Miscellaneous receipts		333912-M	11/86	143.9	144.7	144.7	-1.4	0
Secondary products		333912-S	06/84	187.8	187.8	193.0	4.3	2.8
Measuring and dispensing pumps mfg	333913		06/84	159.6	161.0	162.1	1.8	.7
Primary products		333913-P	06/84	157.5	158.5	159.8	1.7	.8
Measuring and dispensing pumps		333913-4	12/03	108.0	108.7	109.6	1.7	.8
Secondary products and miscellaneous receipts		333913-SM						
Material handling equipment mfg	33392		12/03	114.4	115.7	116.0	4.2	.3
Elevator and moving stairway mfg	333921		06/81	139.4	140.5	140.5	2.8	0
Primary products		333921-P	06/81	138.1	139.2	139.2	2.8	0
Elevators and moving stairways		333921-1	06/81	133.5	134.8	134.4	2.7	-.3
Parts and attachments for elevators and moving stairways (sold separately)		333921-3	06/81	175.3	175.8	177.4	3.0	.9
Secondary products and miscellaneous receipts		333921-SM						
Miscellaneous receipts		333921-M	06/81	136.8	136.8	([3])	([3])	([3])
Secondary products		333921-S	06/05	101.3	([3])	([3])	([3])	([3])
Conveyor & conveying equipment mfg	333922		06/84	160.4	163.4	163.3	4.3	-.1
Primary products		333922-P	06/84	155.5	159.0	158.8	4.8	-.1
Unit handling conveyors and conveying systems, except hoists and farm elevators		333922-3	06/84	140.9	145.3	144.7	4.6	-.4
Gravity conveyors (skate wheel and roller)		333922-311	06/84	139.4	142.8	142.5	4.2	-.2
Trolley conveyors (overhead systems)		333922-312	06/84	131.2	138.9	138.8	6.1	-.1
Powered conveyors (belt and roller)		333922-314	06/84	137.9	141.3	140.5	4.0	-.6
All other unit handling conveyors & conveying syst., incl. pneum. tube conveyors		333922-319	12/95	129.0	132.0	132.9	9.1	.7
Parts and accessories for unit handling conveyors & conveying systems, sold sep		333922-4	06/84	171.2	172.8	172.6	3.1	-.1
Bulk material handling conveyors & conveying syst., exc. hoists & farm elevators		333922-5	06/84	160.4	162.0	163.0	5.8	.6
Conveyors and elevators		333922-511	06/84	158.0	159.0	160.6	4.2	1.0
All other bulk handling conveyors and conveying syst. incl. loading, unloading		333922-514	06/01	130.8	134.4	131.9	15.4	-1.9
Parts and accessories for bulk material handling conveyors and conveying systems		333922-6	06/84	212.9	216.1	215.3	4.4	-.4
Secondary products and miscellaneous receipts		333922-SM						
Miscellaneous receipts		333922-M	06/84	178.1	179.0	179.2	1.2	.1
Secondary products		333922-S	06/84	190.9	([3])	190.1	3.5	([3])
Overhead traveling crane, hoist, & monorail system mfg	333923		12/03	124.8	124.9	125.1	4.6	.2
Primary products		333923-P	12/03	126.1	126.1	126.2	4.7	.1
Hoists		333923-1	12/84	183.9	181.7	183.3	5.1	.9
Overhead traveling cranes and monorail systems		333923-3	12/84	168.2	171.5	169.8	3.9	-1.0
Winches, aerial work platforms, and automotive wrecker hoists		333923-7	12/03	132.0	131.7	132.0	4.9	.2

See footnotes at end of table.

Table 5. Producer price indexes for the net output of selected industries and their products, not seasonally adjusted —Continued

Industry and product[1]	Industry code	Product code	Index base	Index June 2006[2]	Index Sep. 2006[2]	Index Oct. 2006[2]	Percent change to Oct. 2006 from: Oct. 2005	Percent change to Oct. 2006 from: Sep. 2006
Overhead traveling crane, hoist, & monorail system mfg—Continued								
Secondary products and miscellaneous receipts		333923-SM						
Miscellaneous receipts		333923-M	12/03	109.8	109.8	109.8	4.3	0.0
Secondary products		333923-S	12/03	119.1	120.6	121.6	2.4	.8
Industrial truck, tractor, trailer, stacker machinery mfg	333924		12/79	174.6	176.6	177.7	4.1	.6
Primary products		333924-P	12/79	171.5	173.4	174.4	3.3	.6
Industrial trucks and tractors, motorized and hand powered		333924-1	12/79	165.8	167.6	168.8	3.4	.7
Work trucks w/ lifting & handling equip, riding, electric, self-propelled		333924-101	06/02	111.7	112.8	113.8	3.5	.9
Work trucks w/ lifting & handling equip, non-riding electric or any non-electric		333924-102	06/02	115.9	115.8	116.4	1.5	.5
Work trucks, not fitted with lifting and handling equipment, elec. or non elec		333924-103	06/02	111.0	111.8	111.8	2.1	0
Bulk powered material moving equipment		333924-104	06/02	112.2	115.1	117.0	6.6	1.7
Parts and attachments for industrial work trucks		333924-3	12/86	150.8	152.4	152.3	2.8	-.1
Secondary products and miscellaneous receipts		333924-SM						
Miscellaneous receipts		333924-M	12/86	148.2	148.2	148.2	4.7	0
Secondary products		333924-S	12/79	241.2	250.3	255.5	17.0	2.1
All other general purpose machinery mfg	33399		12/03	108.5	109.7	110.0	3.3	.3
Power-driven hand tool mfg	333991		12/80	174.5	174.5	175.2	-.5	.4
Primary products		333991-P	12/80	165.1	165.1	165.8	-.7	.4
Power-driven handtools, pneumatic, hydraulic, and powder-actuated		333991-2	12/80	211.8	211.8	216.6	2.7	2.3
Power-driven handtools, battery-powered (cordless)		333991-4	12/04	97.8	97.8	97.8	-2.7	0
Power-driven handtools, electric (excluding battery powered)		333991-5	12/04	98.8	98.8	98.4	-1.9	-.4
Secondary products and miscellaneous receipts		333991-SM						
Miscellaneous receipts		333991-M	06/86	153.6	153.6	153.6	0	0
Secondary products		333991-S	12/80	([3])	([3])	([3])	([3])	([3])
Welding & soldering equipment mfg	333992		12/84	190.2	195.8	197.7	6.9	1.0
Primary products		333992-P	12/84	196.3	202.5	204.6	6.8	1.0
Other welding equip., components, and accessories (exc. arc, resistance, & gas)		333992-A	06/90	121.4	121.8	123.1	1.5	1.1
Arc welding machines, comp., & access., exc. electrodes (excl. stud welding eq.)		333992-1	12/84	181.0	188.2	187.2	5.6	-.5
Arc welding electrodes, metal		333992-3	12/84	250.8	256.6	264.8	7.9	3.2
Resistance welders, components, accessories, and electrodes		333992-7	12/84	168.6	182.3	180.8	11.9	-.8
Gas welding and cutting equipment, parts, attachments, and accessories		333992-9	06/83	182.8	184.9	184.6	7.1	-.2
Secondary products and miscellaneous receipts		333992-SM						
Miscellaneous receipts		333992-M	12/84	160.4	161.9	164.1	3.6	1.4
Secondary products		333992-S	12/84	156.8	156.8	156.8	12.2	0
Packaging machinery manufacturing	333993		12/88	148.2	150.5	150.2	2.7	-.2
Primary products		333993-P	12/88	149.0	151.2	151.0	2.9	-.1
Packing, packaging and bottling machinery, excluding parts		333993-1	12/88	146.0	148.7	148.4	2.5	-.2
Paper, film & foil wrapping, banding & bundling machinery, etc. exc. parts		333993-1B	12/96	116.0	([3])	([3])	([3])	([3])
Cartoning, multipacking, and leaflet-coupon placing machinery, except parts		333993-11	12/96	([3])	([3])	([3])	([3])	([3])
Bagging machines, except parts		333993-13	12/88	170.7	([3])	([3])	([3])	([3])
Liquids and dry and viscous products filling machinery, exc. bags and parts		333993-15	12/88	([3])	([3])	([3])	([3])	([3])
Corrugated & solid fibre case & tray forming, loading & sealing mach., ex parts		333993-19	12/88	143.8	([3])	([3])	([3])	([3])
Parts for packing, packaging, and bottling machinery		333993-5	12/88	166.9	165.6	165.7	4.9	.1
Secondary products and miscellaneous receipts		333993-SM						
Miscellaneous receipts		333993-M	12/88	([3])	132.0	131.1	2.7	-.7
Secondary products		333993-S	12/88	158.5	158.5	158.5	.4	0
Industrial process furnace and oven mfg	333994		06/81	180.0	181.7	182.5	3.3	.4
Primary products		333994-P	06/81	178.5	180.4	181.3	3.0	.5
Industrial process furnace and oven mfg		333994-7	12/04	104.5	105.6	106.2	3.0	.6
Secondary products and miscellaneous receipts		333994-SM						
Miscellaneous receipts		333994-M	12/86	119.6	119.5	119.5	11.2	0
Secondary products		333994-S	06/81	191.6	191.6	191.6	2.7	0
Fluid power cylinder & actuator mfg	333995		06/90	158.0	159.7	159.7	4.6	0
Primary products		333995-P	06/90	153.0	153.9	153.9	3.1	0
Non-aerospace type hydraulic fluid power cylinders & actuators, linear & rotary		333995-4	06/90	143.9	145.1	145.1	2.9	0
Non-aerospace type pneumatic fluid power cylinders & actuators, linear & rotary		333995-5	06/90	156.5	157.2	157.2	6.0	0
Parts for hydraulic and pneumatic fluid power cylinders and actuators		333995-9	06/90	162.9	162.4	162.4	4.2	0
Secondary products and miscellaneous receipts		333995-SM						
Secondary products		333995-S	06/90	159.5	162.9	162.9	8.2	0
Fluid power pump & motor mfg	333996		06/90	139.7	141.7	141.4	4.8	-.2

See footnotes at end of table.

Table 5. Producer price indexes for the net output of selected industries and their products, not seasonally adjusted —Continued

Industry and product[1]	Industry code	Product code	Index base	Index June 2006[2]	Index Sep. 2006[2]	Index Oct. 2006[2]	Percent change to Oct. 2006 from: Oct. 2005	Percent change to Oct. 2006 from: Sep. 2006
Fluid power pump & motor mfg—Continued								
Primary products		333996-P	06/90	144.0	145.9	145.6	5.4	-0.2
Nonaerospace type reciprocating fluid power pumps		333996-3	12/97	112.9	112.9	112.8	4.6	-.1
Nonaerospace type rotary and other fluid power pumps		333996-4	12/97	111.3	([3])	([3])	([3])	([3])
Nonaerospace type fluid power motors		333996-5	12/97	127.3	131.3	130.7	5.0	-.5
Parts for fluid power pumps, motors, and hydrostatic transmissions		333996-9	12/97	120.5	122.3	122.2	9.9	-.1
Secondary products and miscellaneous receipts		333996-SM						
Miscellaneous receipts		333996-M	06/99	105.1	107.5	107.3	2.1	-.2
Secondary products		333996-S	06/90	120.7	122.4	122.4	3.5	0
Scale & balance (except laboratory) mfg	333997		12/80	129.9	129.9	130.2	.5	.2
Primary products		333997-P	12/80	131.4	131.4	131.8	.7	.3
Vehicle and industrial scales		333997-1	12/91	119.0	119.3	119.5	-.3	.2
Retail, commercial, household, and mailing scales		333997-2	12/91	112.2	112.2	112.2	1.5	0
Parts, attachments, and accessories for scales and balances		333997-3	12/91	106.8	106.1	107.3	2.4	1.1
Secondary products and miscellaneous receipts		333997-SM						
All other miscellaneous general purpose machinery mfg	333999		12/84	173.5	174.0	174.6	2.6	.3
Primary products		333999-P	12/84	171.8	172.3	173.3	3.0	.6
Filters and strainers, except fluid power		333999-3	12/88	159.4	159.5	159.5	4.7	0
Filter and strainer assemblies w/ or wo/ filter element installed, for water		333999-304	12/00	119.8	119.8	119.8	6.3	0
Filter and strainer assemblies w/ or wo/ filter element installed, for other flu		333999-308	12/00	115.5	115.5	115.5	3.5	0
Parts and accessories, sold separately		333999-309	12/88	197.6	([3])	([3])	([3])	([3])
Reusable (cleanable) media filters and strainers, except for fluid power		333999-311	12/88	139.5	([3])	139.7	-2.6	([3])
Nonreusable, including disposable (throw away) filter cartridges		333999-312	12/88	162.8	163.2	163.1	5.6	-.1
General industrial machinery, n.e.c.		333999-9	12/84	164.5	165.2	166.9	2.5	1.0
Secondary products and miscellaneous receipts		333999-SM						
Miscellaneous receipts		333999-M	12/84	212.2	212.7	206.2	-1.5	-3.1
Secondary products		333999-S	12/84	158.4	([3])	160.4	1.8	([3])
Computer & electronic product mfg	334		12/03	96.5	96.7	96.5	-.5	-.2
Computer & peripheral equipment mfg	3341		12/84	26.0	25.6	25.5	-5.6	-.4
Computer & peripheral equipment mfg	33411		12/84	26.0	25.6	25.5	-5.6	-.4
Electronic computer mfg	334111		12/04	83.0	80.4	79.4	-10.7	-1.2
Primary products		334111-P	12/04	66.6	61.3	59.5	-25.2	-2.9
Other computers (array, analog, hybrid, special purpose computers)		334111-D	12/04	98.7	([3])	([3])	([3])	([3])
Host computers, multiusers (mainframes, med. scale systems, UNIX and PC servers)		334111-6	12/04	70.1	65.0	61.6	-27.1	-5.2
Single user computers, microprocessor based, general purpose		334111-7	12/04	60.5	54.5	53.7	-26.8	-1.5
Personal computers and workstations (excluding portable computers)		334111-71	12/04	61.1	55.0	54.2	-25.7	-1.5
Portable computers, laptops, PDAs and other single user computers		334111-72	12/04	57.1	51.9	51.1	-33.4	-1.5
Secondary products and miscellaneous receipts		334111-SM						
Miscellaneous receipts		334111-M	12/98	63.4	63.4	([3])	([3])	([3])
Secondary products		334111-S	12/98	54.0	([3])	([3])	([3])	([3])
Computer storage device mfg	334112		12/04	91.1	90.0	90.9	-5.0	1.0
Primary products		334112-P	12/04	73.5	70.7	71.3	-16.7	.8
Computer storage devices (except parts, attachments and accessories)		334112-1	12/04	69.0	65.2	66.1	-17.8	1.4
Parts, attachments and accessories for computer storage devices		334112-4	12/04	([3])	83.6	83.6	([3])	0
Secondary products and miscellaneous receipts		334112-SM						
Miscellaneous receipts		334112-M	12/92	([3])	38.2	38.0	([3])	-.5
Secondary products		334112-S	06/01	([3])	([3])	([3])	([3])	([3])
Computer terminal mfg	334113		12/93	86.5	86.9	86.9	.5	0
Primary products		334113-P	12/93	81.5	81.5	81.5	0	0
Computer terminals including remote batch terminals and teleprinters		334113-5	12/93	82.7	82.7	82.7	0	0
Parts, attachments, and accessories for computer terminals		334113-6	12/93	65.7	([3])	([3])	([3])	([3])
Secondary products and miscellaneous receipts		334113-SM						
Secondary products		334113-S	12/01	106.9	109.2	109.2	2.2	0
Other computer peripheral equipment mfg	334119		12/93	76.0	75.8	75.8	-1.0	0
Primary products		334119-P	12/93	70.8	70.5	70.5	-1.5	0
Parts and attachments for point-of-sale terminals and funds-transfer devices		334119-D	12/03	104.9	104.9	104.9	-1.2	0
Computer peripheral equipment, n.e.c.		334119-1	12/93	61.3	60.9	61.0	-1.0	.2
Computer printers		334119-11	12/93	53.3	52.5	52.6	-2.6	.2
All other peripheral equipment, n.e.c.		334119-12	06/99	95.7	([3])	([3])	([3])	([3])
Parts, attachments and accessories for computer peripheral equipment, n.e.c.		334119-4	12/93	95.9	96.1	96.1	-3.9	0
Secondary products and miscellaneous receipts		334119-SM						
Miscellaneous receipts		334119-M	12/93	101.3	101.3	101.3	0	0
Secondary products		334119-S	08/94	90.2	90.5	90.5	.1	0
Communications equipment mfg	3342		12/85	96.1	96.6	95.9	-.7	-.7

See footnotes at end of table.

Table 5. Producer price indexes for the net output of selected industries and their products, not seasonally adjusted —Continued

Industry and product[1]	Industry code	Product code	Index base	Index June 2006[2]	Index Sep. 2006[2]	Index Oct. 2006[2]	Percent change to Oct. 2006 from: Oct. 2005	Percent change to Oct. 2006 from: Sep. 2006
Telephone apparatus mfg	33421		12/03	91.7	92.0	91.1	-1.1	-1.0
Telephone apparatus mfg	334210		12/85	92.2	92.5	91.6	-1.1	-1.0
Primary products		334210-P	12/85	91.6	91.9	91.0	-1.1	-1.0
Telephone switching and switchboard equipment		334210-1	12/85	101.0	([3])	([3])	([3])	([3])
Telephone and telegraph apparatus, carrier line equip, and nonconsumer modems		334210-4	12/00	92.2	92.2	92.2	-.9	0
All other telephone-telegraph & data communication apparatus, incl telephone set		334210-7	12/00	67.9	68.1	66.9	-2.0	-1.8
Secondary products and miscellaneous receipts		334210-SM						
Miscellaneous receipts		334210-M	12/85	([3])	([3])	([3])	([3])	([3])
Secondary products		334210-S	12/85	58.0	58.0	58.0	-5.1	0
Radio/TV broadcast & wireless comm equip mfg	33422		12/03	98.0	98.8	98.2	-.6	-.6
Radio/TV broadcast & wireless comm equip mfg	334220		12/91	91.9	92.7	92.2	-.5	-.5
Primary products		334220-P	12/91	90.3	91.2	90.6	-.8	-.7
Communications systems and equipment except broadcast		334220-1	12/85	95.5	96.6	95.8	-.9	-.8
Radio station type, other than cellular		334220-11	12/01	101.6	101.6	101.6	-.4	0
Cellular system equipment		334220-12	12/01	68.8	68.8	68.2	-2.6	-.9
Other communications systems and equipment		334220-13	12/85	116.4	119.9	118.3	.1	-1.3
Broadcast, studio, and related electronic equipment		334220-3	12/85	107.1	107.1	107.1	0	0
Secondary products and miscellaneous receipts		334220-SM						
Miscellaneous receipts		334220-M	12/91	122.1	122.1	122.1	0	0
Secondary products		334220-S	12/91	85.4	85.4	85.4	0	0
Other communications equipment mfg	33429		12/03	101.4	101.5	101.6	1.4	.1
Other communications equipment mfg	334290		12/91	108.8	108.9	108.9	1.3	0
Primary products		334290-P	12/91	113.0	113.2	113.2	1.3	0
Alarm systems, including electric sirens and horns		334290-1	12/85	113.5	([3])	113.5	1.9	([3])
Vehicular and pedestrian traffic control equip. incl. railway signals & attach		334290-2	12/85	108.4	109.0	109.0	-.1	0
Intercommunication systems, incl inductive paging systems		334290-3	12/85	169.1	167.6	168.8	1.9	.7
Secondary products and miscellaneous receipts		334290-SM						
Miscellaneous receipts		334290-M	11/95	54.5	([3])	54.5	3.0	([3])
Secondary products		334290-S	12/91	122.4	([3])	([3])	([3])	([3])
Audio & video equipment mfg	3343		12/03	93.1	92.2	92.7	-1.5	.5
Audio and video equipment mfg	33431		12/03	93.1	92.2	92.7	-1.5	.5
Audio & video equipment mfg	334310		03/80	67.4	66.8	67.2	-1.3	.6
Primary products		334310-P	03/80	63.5	62.8	63.0	-2.2	.3
Home, portable & automotive audio equipment, except speakers		334310-1	12/96	99.1	([3])	([3])	([3])	([3])
Television receivers, including combination models		334310-2	03/80	([3])	([3])	([3])	([3])	([3])
Other consumer audio and video equipment (except speakers)		334310-3	03/80	131.6	131.6	([3])	([3])	([3])
Speakers and commercial sound equipment		334310-4	03/80	137.7	133.3	134.5	-2.8	.9
Secondary products and miscellaneous receipts		334310-SM						
Miscellaneous receipts		334310-M	12/86	84.2	84.2	84.2	1.6	0
Secondary products		334310-S	03/80	143.7	143.7	150.5	4.7	4.7
Semiconductor & oth electronic component mfg	3344		12/84	75.1	76.0	75.7	-.3	-.4
Semiconductor & oth electronic component mfg	33441		12/84	75.1	76.0	75.7	-.3	-.4
Electron tube mfg	334411		12/85	81.5	81.5	79.3	-1.7	-2.7
Primary products		334411-P	12/85	73.8	73.9	71.7	-2.0	-3.0
Transmittal, industrial, & special-purpose electron tubes (except x-ray)		334411-3	12/85	154.0	158.2	156.1	1.9	-1.3
Receiving-type electron tubes, including cathode ray (new and rebuilt)		334411-4	12/03	70.8	([3])	67.2	-4.1	([3])
Electron tube parts		334411-7	06/96	110.9	110.9	113.6	4.1	2.4
Secondary products and miscellaneous receipts		334411-SM						
Bare printed circuit board mfg	334412		06/91	93.8	93.9	93.9	.3	0
Primary products		334412-P	06/91	92.7	92.8	92.8	.3	0
Semiconductor & related device mfg	334413		12/98	66.5	67.8	66.5	-3.2	-1.9
Primary products		334413-P	12/98	66.8	68.2	66.8	-4.6	-2.1
Other semiconductor devices, incl. parts such as chips, wafers, & heat sinks		334413-A	06/81	73.7	73.7	73.3	-2.4	-.5
Integrated microcircuits, incl semiconductor networks, processors, & MOS memory		334413-1	12/98	59.5	61.4	59.5	-6.4	-3.1
MOS microprocessors, monolithic, digital		334413-12	12/03	48.3	41.0	41.0	-30.4	0
All other integrated microcircuits		334413-14	06/05	92.3	95.2	92.4	-6.3	-2.9
Transistors		334413-4	06/81	71.0	72.3	72.3	1.5	0
Diodes and rectifiers		334413-7	06/81	112.9	([3])	114.9	3.9	([3])
Secondary products and miscellaneous receipts		334413-SM						
Secondary products		334413-S	06/81	94.9	([3])	([3])	([3])	([3])

See footnotes at end of table.

Table 5. Producer price indexes for the net output of selected industries and their products, not seasonally adjusted —Continued

Industry and product[1]	Industry code	Product code	Index base	Index June 2006[2]	Index Sep. 2006[2]	Index Oct. 2006[2]	Percent change to Oct. 2006 from: Oct. 2005	Percent change to Oct. 2006 from: Sep. 2006
Electronic capacitor mfg	334414		06/81	118.5	117.4	119.3	-0.5	1.6
Primary products		334414-P	06/81	110.3	108.9	111.2	-2.6	2.1
Capacitors for electronic circuitry		334414-11	06/81	110.3	108.9	111.2	-2.6	2.1
Secondary products and miscellaneous receipts		334414-SM						
Miscellaneous receipts		334414-M	12/92	([3])	([3])	([3])	([3])	([3])
Secondary products		334414-S	06/81	165.9	165.8	165.8	7.0	0
Electronic resistor mfg	334415		12/80	158.8	159.9	159.9	1.8	0
Primary products		334415-P	12/80	208.3	210.1	210.1	2.5	0
Resistors for electronic circuitry		334415-1	12/05	100.9	101.7	101.7	([3])	0
Secondary products and miscellaneous receipts		334415-SM						
Miscellaneous receipts		334415-M	12/05	99.5	99.5	99.5	([3])	0
Secondary products		334415-S	12/05	102.9	102.9	([3])	([3])	([3])
Electronic coil/transformer/oth inductor mfg	334416		06/82	156.5	161.4	161.2	11.6	-.1
Primary products		334416-P	06/82	154.6	160.0	159.8	13.3	-.1
Electronic coils, transformers, and other inductors		334416-1	06/00	108.2	111.9	111.8	13.3	-.1
Secondary products and miscellaneous receipts		334416-SM						
Secondary products		334416-S	08/90	145.2	([3])	146.7	1.0	([3])
Electronic connector mfg	334417		12/80	165.6	167.0	167.0	.2	0
Primary products		334417-P	12/80	161.6	163.1	163.1	.2	0
Coaxial (RF) connectors		334417-1	12/80	241.0	247.0	247.0	3.2	0
Cylindrical connectors		334417-2	12/80	179.8	([3])	188.7	([3])	([3])
Rack and panel connectors (rectangular)		334417-3	12/80	([3])	([3])	([3])	([3])	([3])
Printed circuit connectors		334417-4	12/80	122.6	122.6	122.6	2.3	0
Other connectors, including parts		334417-5	12/80	164.6	164.7	164.6	.2	-.1
Secondary products and miscellaneous receipts		334417-SM						
Miscellaneous receipts		334417-M	02/00	98.7	98.7	([3])	([3])	([3])
Secondary products		334417-S	05/99	123.1	([3])	([3])	([3])	([3])
Printed circuit assembly (electronic assembly) mfg	334418		12/03	93.7	93.4	96.0	1.6	2.8
Primary products		334418-P	12/03	93.0	93.3	96.3	2.4	3.2
Printed circuit assemblies, loaded boards, modules and consumer external modems		334418-9	06/06	100.0	100.4	103.6	([3])	3.2
Secondary products and miscellaneous receipts		334418-SM						
Miscellaneous receipts		334418-M	12/03	([3])	98.1	([3])	([3])	([3])
Secondary products		334418-S	12/03	([3])	93.1	93.1	-5.1	0
Other electronic component mfg	334419		12/03	106.9	109.6	109.0	9.3	-.5
Primary products		334419-P	12/03	107.8	110.8	110.2	10.6	-.5
Electronic components, nec		334419-D	12/03	111.2	115.8	114.7	16.2	-.9
Crystals, filters, piezoelectric, and other related electronic devices		334419-1	06/82	([3])	104.6	105.5	-2.6	.9
Transducers, electrical-electronic input or output, nec		334419-4	06/82	([3])	115.3	115.3	([3])	0
Switches, mechanical, for electronic circuitry		334419-7	06/82	175.4	175.4	175.4	.9	0
Secondary and miscellaneous receipts		334419-SM						
Miscellaneous receipts		334419-M	12/03	([3])	100.0	100.1	([3])	.1
Secondary products		334419-S	12/03	101.2	101.2	101.2	.3	0
Nav/measuring/medical/control instruments mfg	3345		12/03	103.5	103.6	103.7	1.5	.1
Nav/measuring/medical/control instruments mfg	33451		12/03	103.5	103.6	103.7	1.5	.1
Electromedical apparatus mfg	334510		06/85	90.2	90.5	89.7	-.3	-.9
Primary products		334510-P	06/85	79.6	79.9	79.1	-.5	-1.0
Electromedical equipment		334510-1	12/02	91.5	91.9	90.8	-1.0	-1.2
Medical diagnostic equipment		334510-11	06/85	69.3	70.0	68.8	-.6	-1.7
Medical therapy equipment		334510-12	06/85	70.3	70.2	69.1	-1.7	-1.6
Other electromedical equipment		334510-13	12/02	93.7	([3])	([3])	([3])	([3])
Parts and accessories for electromedical equipment		334510-14	06/85	111.6	111.6	111.6	1.2	0
Electronic hearing aids		334510-3	06/83	171.0	171.0	171.0	3.8	0
Secondary products and miscellaneous receipts		334510-SM						
Miscellaneous receipts		334510-M	12/90	129.8	129.4	129.8	.5	.3
Secondary products		334510-S	06/85	144.1	144.1	144.1	.8	0
Search, detection & navigation instrument mfg	334511		12/91	120.9	120.4	120.8	1.7	.3
Primary products		334511-P	12/91	117.0	116.4	117.0	1.9	.5
Aeronautical, nautical & navigational instruments, not sending or receiving radio signals		334511-1	12/85	197.0	198.2	197.4	2.8	-.4
Search, detection, navigation, and guidance systems and equipment		334511-3	12/91	113.7	113.0	113.7	1.8	.6
Secondary products and miscellaneous receipts		334511-SM						
Secondary products		334511-S	12/91	([3])	141.7	141.7	1.1	0
Automatic environmental control mfg	334512		12/79	204.9	204.6	206.0	2.1	.7
Primary products		334512-P	12/79	196.9	197.8	198.3	2.2	.3
Automatic environmental controls for residential, commercial, and appliance use		334512-3	12/03	105.1	105.6	105.8	2.2	.2

See footnotes at end of table.

Table 5. Producer price indexes for the net output of selected industries and their products, not seasonally adjusted —Continued

Industry and product[1]	Industry code	Product code	Index base	Index June 2006[2]	Index Sep. 2006[2]	Index Oct. 2006[2]	Percent change to Oct. 2006 from: Oct. 2005	Percent change to Oct. 2006 from: Sep. 2006
Automatic environmental control mfg—Continued								
Secondary products and miscellaneous receipts		334512-SM						
Miscellaneous receipts		334512-M	12/04	103.5	98.6	102.9	2.7	4.4
Secondary products		334512-S	12/79	196.5	196.5	196.5	-1.1	0
Industrial process control manufacturing	334513		06/83	173.7	174.1	174.2	3.0	.1
Primary products		334513-P	06/83	179.0	179.4	179.5	2.8	.1
Process control instruments		334513-1	12/03	106.9	107.1	107.1	2.8	0
Secondary products and miscellaneous receipts		334513-SM						
Miscellaneous receipts		334513-M	06/83	165.9	166.6	166.6	4.9	0
Secondary products		334513-S	06/83	133.8	133.8	133.8	.8	0
Total fluid meter & counting device mfg	334514		12/85	132.8	135.9	135.1	2.6	-.6
Primary products		334514-P	12/85	133.5	136.6	135.9	2.7	-.5
Integrating and totalizing meters for gas and liquids		334514-2	12/85	146.4	153.1	153.1	6.5	0
Gas meters		334514-21	12/85	168.6	182.1	181.4	11.4	-.4
Liquid meters		334514-23	12/85	137.7	142.1	142.3	4.7	.1
Counting devices		334514-3	12/85	145.5	144.9	149.4	4.8	3.1
Motor vehicle instruments		334514-4	12/85	95.4	([3])	([3])	([3])	([3])
Secondary products and miscellaneous receipts		334514-SM						
Secondary products		334514-S	12/85	135.0	137.0	137.0	2.2	0
Electricity measuring/testing instrument mfg	334515		12/83	143.5	144.2	144.2	1.0	0
Primary products		334515-P	12/83	140.5	141.0	141.0	.9	0
Test equipment for testing electrical, radio & communication circuits, & motors		334515-3	12/83	143.2	143.4	143.6	.8	.1
Electrical integrating and other instruments		334515-9	06/06	100.0	103.1	102.5	([3])	-.6
Secondary products and miscellaneous receipts		334515-SM						
Miscellaneous receipts		334515-M	03/87	174.2	175.2	174.8	.3	-.2
Secondary products		334515-S	12/83	([3])	148.1	147.5	([3])	-.4
Analytical laboratory instrument mfg	334516		12/85	132.3	132.6	132.6	1.8	0
Primary products		334516-P	12/85	134.7	134.8	134.7	1.4	-.1
Chromatographic instruments		334516-31	12/85	145.4	145.8	145.8	1.7	0
Spectrophotometric instruments, incl spectroscopy instruments		334516-32	12/85	145.7	145.7	145.7	-.5	0
Clinical laboratory instrumentation		334516-34	06/99	128.3	128.3	128.2	2.2	-.1
Other analytical instruments, including parts, components, and accessories		334516-35	06/99	109.6	109.6	109.6	1.6	0
Secondary products and miscellaneous receipts		334516-SM						
Miscellaneous receipts		334516-M	12/85	155.6	([3])	([3])	([3])	([3])
Secondary products		334516-S	12/85	100.7	100.7	100.7	.7	0
Irradiation apparatus manufacturing	334517		06/90	112.0	112.8	112.7	1.3	-.1
Primary products		334517-P	06/85	114.8	115.0	114.9	.9	-.1
Medical and dental diagnostic irradiation equipment		334517-51	06/90	110.3	([3])	([3])	([3])	([3])
Digital, conventional, and dental x-ray equipment		334517-511	12/03	([3])	([3])	([3])	([3])	([3])
All other irradiation equipment, incl parts and accessories		334517-91	06/90	114.3	114.6	114.6	.9	0
Secondary products and miscellaneous receipts		334517-SM						
Miscellaneous receipts		334517-M	06/90	104.0	107.4	([3])	([3])	([3])
Watch, clock & part mfg	334518		12/03	105.2	105.4	105.2	.5	-.2
Primary products		334518-P	12/03	105.6	105.7	105.6	0	-.1
Watches, watchcases, movements or modules, and watch parts		334518-1	12/89	110.1	110.4	([3])	([3])	([3])
Clocks, timing mechanisms, time recording devices, time switches, and parts		334518-3	12/03	106.3	106.4	106.3	0	-.1
Secondary products and miscellaneous receipts		334518-SM						
Miscellaneous receipts		334518-M	12/03	105.7	([3])	([3])	([3])	([3])
Secondary products		334518-S	12/03	100.8	100.8	100.8	.5	0
Other measuring & controlling device mfg	334519		06/85	147.3	147.5	147.5	1.2	0
Primary products		334519-P	06/85	142.2	142.3	142.4	1.3	.1
Aircraft engine instruments, except flight		334519-1	06/85	135.1	135.3	135.2	.6	-.1
Physical properties and kinematic testing equipment		334519-3	06/85	146.5	146.7	146.7	1.7	0
Nuclear radiation detection and monitoring instruments		334519-5	06/85	([3])	136.1	136.6	([3])	.4
Commercial, geophysical, and general purpose instruments		334519-7	06/85	151.4	151.8	151.7	1.7	-.1
Surveying and drafting instruments		334519-9	12/91	112.5	112.5	112.5	.2	0
Secondary products and miscellaneous receipts		334519-SM						
Miscellaneous receipts		334519-M	06/85	202.1	202.1	202.1	1.7	0
Secondary products		334519-S	06/85	139.4	139.4	([3])	([3])	([3])
Mfg & reproducing magnetic & optical media	3346		12/03	95.2	94.5	95.0	-2.0	.5
Mfg & reproducing magnetic & optical media	33461		12/03	95.2	94.5	95.0	-2.0	.5
Prerecorded CD/tape/record reproducing	334612		12/03	94.6	94.6	94.6	-3.9	0
Primary products		334612-P	12/03	94.2	94.2	94.2	-4.2	0
Reproduction of full length audio discs		334612-01	12/03	100.2	100.2	100.2	0	0
Reproduction of video recording media		334612-03	12/03	91.6	91.6	91.6	-6.0	0

See footnotes at end of table.

Table 5. Producer price indexes for the net output of selected industries and their products, not seasonally adjusted —Continued

Industry and product[1]	Industry code	Product code	Index base	Index			Percent change to Oct. 2006 from:	
				June 2006[2]	Sep. 2006[2]	Oct. 2006[2]	Oct. 2005	Sep. 2006
Prerecorded CD/tape/record reproducing—Continued								
All other reproduction of audio recording media (incl. audio tapes)		334612-06	12/03	92.0	92.0	92.0	-6.1	0.0
Secondary products and miscellaneous receipts		334612-SM						
Miscellaneous receipts		334612-M	12/03	100.6	([3])	([3])	([3])	([3])
Secondary products		334612-S	12/03	99.2	99.2	([3])	([3])	([3])
Magnetic and optical recording media manufacturing	334613		06/91	69.0	68.0	68.7	-.1	1.0
Primary products		334613-P	06/91	70.9	69.8	70.7	-.3	1.3
Unrecorded magnetic tape incl. packaged and bulk		334613-1	06/91	71.3	69.1	70.8	-.3	2.5
Packaged magnetic tape for computer use		334613-11	12/03	101.9	92.8	99.5	-.8	7.2
Other magnetic tape incl. bulk & packaged for audio and video		334613-12	12/03	98.9	98.9	98.9	-.1	0
Other media incl. optical and magnetic disks and parts		334613-2	12/03	95.9	96.0	96.0	-.3	0
Secondary products and miscellaneous receipts		334613-SM						
Electrical equip, appliance & component mfg	335		12/03	117.6	119.4	119.9	10.0	.4
Electric lighting equipment mfg	3351		12/03	105.4	107.2	107.7	3.8	.5
Electric lamp bulb & part mfg	33511		12/03	97.8	99.6	98.7	-2.0	-.9
Electric lamp bulb & part mfg	335110		12/83	107.6	109.5	108.6	-1.9	-.8
Primary products		335110-P	12/83	106.0	108.4	107.3	-1.8	-1.0
Electric lamp bulbs and tubes		335110-A	12/04	100.2	102.6	101.1	-2.5	-1.5
Electric lamp (bulbs & tubes) components & parts		335110-B	12/85	115.3	115.7	119.6	4.3	3.4
Secondary products and miscellaneous receipts		335110-SM						
Lighting fixture mfg	33512		12/03	107.9	109.7	110.5	5.5	.7
Residential electric lighting fixture mfg	335121		12/83	151.3	155.0	155.0	4.4	0
Primary products		335121-P	12/83	151.6	154.5	154.4	3.6	-.1
Residential electric lighting fixtures (except portable) & parts		335121-1	12/83	147.6	151.4	151.3	4.1	-.1
Residential portable lighting fixtures incl. parts & accessories		335121-3	12/83	156.3	158.0	158.0	3.1	0
Secondary products and miscellaneous receipts		335121-SM						
Miscellaneous receipts		335121-M	03/99	102.3	107.6	107.7	5.3	.1
Secondary products		335121-S	12/83	181.0	187.1	187.1	8.7	0
Commercial electric lighting fixture mfg	335122		06/81	162.4	165.7	167.4	6.2	1.0
Primary products		335122-P	06/81	160.8	164.6	166.7	6.4	1.3
Commercial and institutional electric lighting fixtures		335122-A	06/81	159.3	161.5	164.5	6.1	1.9
Industrial electric lighting fixtures		335122-B	06/81	158.1	171.6	167.5	9.0	-2.4
Secondary products and miscellaneous receipts		335122-SM						
Miscellaneous receipts		335122-M	08/81	107.5	110.2	109.3	1.2	-.8
Secondary products		335122-S	06/81	191.7	191.7	191.7	5.0	0
Other lighting equipment mfg	335129		06/85	128.7	129.4	130.6	5.5	.9
Primary products		335129-P	06/85	125.5	125.8	127.5	5.3	1.4
Outdoor lighting equipment (including parts and accessories)		335129-1	06/85	139.4	140.1	140.7	6.9	.4
Electric and nonelectric lighting equipment, nec incl. parts and accessories		335129-3	06/85	103.2	102.9	106.3	2.4	3.3
Secondary products and miscellaneous receipts		335129-SM						
Miscellaneous receipts		335129-M	05/89	131.6	131.6	131.6	0	0
Secondary products		335129-S	06/85	142.1	145.0	144.2	8.2	-.6
Household appliance mfg	3352		12/84	107.4	107.1	108.0	1.6	.8
Small electrical appliance mfg	33521		12/03	102.2	101.9	103.1	.6	1.2
Electric housewares & fan mfg	335211		12/82	116.2	115.8	117.8	1.8	1.7
Primary products		335211-P	12/82	114.7	113.4	116.0	1.5	2.3
Electric fans, except industrial-type		335211-1	12/82	114.1	([3])	116.5	3.0	([3])
Small electric household appliances, except fans and wall and baseboard heating units		335211-3	12/82	112.1	110.2	112.9	.7	2.5
Parts and attachments for small household electric appliances		335211-5	12/82	([3])	138.1	([3])	([3])	([3])
Secondary products and miscellaneous receipts		335211-SM						
Miscellaneous receipts		335211-M	01/86	([3])	([3])	([3])	([3])	([3])
Secondary products		335211-S	12/82	158.2	163.5	164.3	5.3	.5
Household vacuum cleaner mfg	335212		12/82	102.6	102.5	102.5	-1.9	0
Primary products		335212-P	12/82	98.8	98.7	98.7	-2.0	0
Household vacuum cleaners, including parts and attachments		335212-1	12/82	98.8	98.7	98.7	-2.0	0
Upright and stick vacuum cleaners		335212-133	12/82	80.9	([3])	([3])	([3])	([3])
Canister, tank, and all other general purpose vacuum cleaners		335212-137	12/82	105.5	105.5	105.5	-.4	0
All other vacuum cleaner types and parts and attachments		335212-139	12/00	98.4	98.4	([3])	([3])	([3])
Secondary products and miscellaneous receipts		335212-SM						
Major appliance mfg	33522		12/03	105.6	105.3	106.0	2.0	.7
Household cooking appliance mfg	335221		06/81	110.7	111.9	112.1	3.3	.2

See footnotes at end of table.

Table 5. Producer price indexes for the net output of selected industries and their products, not seasonally adjusted —Continued

Industry and product[1]	Industry code	Product code	Index base	Index June 2006[2]	Index Sep. 2006[2]	Index Oct. 2006[2]	Percent change to Oct. 2006 from: Oct. 2005	Percent change to Oct. 2006 from: Sep. 2006
Household cooking appliance mfg—Continued								
Primary products		335221-P	06/81	105.0	106.1	106.4	3.2	0.3
Electric and microwave household cooking units and parts		335221-1	06/81	95.4	95.7	96.1	3.1	.4
Gas household units and related parts and accessories		335221-3	06/81	110.6	114.2	114.2	4.9	0
Other household cooking equipment, including outdoor		335221-4	06/81	130.8	131.4	131.7	1.9	.2
Secondary products and miscellaneous receipts		335221-SM						
Miscellaneous receipts		335221-M	12/02	100.0	([3])	100.0	([3])	([3])
Secondary products		335221-S	06/81	168.2	([3])	168.2	([3])	([3])
Household refrigerator & freezer mfg	335222		12/81	100.2	98.3	99.6	.6	1.3
Primary products		335222-P	12/81	94.7	92.8	94.1	.6	1.4
Household refrigerators, including combination refrigerator-freezers		335222-1	12/81	91.9	90.0	91.5	.7	1.7
Food freezers, complete units, for freezing and/or storing (household type)		335222-2	04/82	122.9	120.9	119.4	-.4	-1.2
Parts and attachments for household refrigerators and freezers		335222-3	11/99	89.7	89.7	89.7	3.1	0
Secondary Products and Miscellaneous Receipts		335222-SM						
Miscellaneous Receipts		335222-M	12/02	100.0	([3])	100.0	([3])	([3])
Secondary products		335222-S	12/81	174.8	174.8	([3])	([3])	([3])
Household laundry equipment mfg	335224		12/79	129.2	127.4	128.2	-.5	.6
Primary products		335224-P	12/79	128.6	126.8	127.6	-.5	.6
Household laundry equipment and parts		335224-8	12/02	99.5	98.1	98.7	-.6	.6
Other major household appliance mfg	335228		12/82	167.9	170.5	171.5	5.1	.6
Primary products		335228-P	12/82	156.3	159.8	161.2	5.8	.9
Electric water heaters		335228-1	12/82	211.6	219.9	222.6	10.3	1.2
Non-electric water heaters		335228-2	12/82	229.2	235.1	239.7	8.8	2.0
Household appliances and part, n.e.c.		335228-5	12/82	103.4	104.4	104.2	1.0	-.2
Secondary products and miscellaneous receipts		335228-SM						
Electrical equipment mfg	3353		12/03	113.2	117.0	117.2	8.1	.2
Electrical equipment mfg	33531		12/03	113.2	117.0	117.2	8.1	.2
Power/distribution/specialty transformer mfg	335311		06/81	185.9	196.6	194.4	18.9	-1.1
Primary products		335311-P	06/81	185.6	196.8	194.5	19.8	-1.2
Fluorescent lamp ballast		335311-3	06/81	180.2	180.2	180.2	23.1	0
Commercial, institutional and industrial general purpose transformers		335311-6	06/81	279.4	([3])	281.4	32.9	([3])
Power regulators, boosters, and other transformers and parts for all transformer		335311-7	01/00	107.8	([3])	108.3	1.1	([3])
Specialty transformers, except fluorescent lamp ballast		335311-8	06/81	92.7	92.7	92.7	2.8	0
Power and distribution transformers, except parts		335311-9	12/99	133.9	149.1	145.8	23.1	-2.2
Secondary products and miscellaneous receipts		335311-SM						
Motor & generator mfg	335312		06/83	161.0	165.9	165.7	6.9	-.1
Primary products		335312-P	06/83	157.5	162.9	162.6	6.9	-.2
Parts, supplies for motors, generators, generator sets, and other rotating equipment		335312-C	12/87	150.0	150.6	150.6	4.7	0
Other motor and generator manufacturing		335312-F	06/06	100.0	100.1	100.3	([3])	.2
Fractional horsepower motors (excluding hermetics)		335312-1	06/83	146.9	152.8	152.0	7.3	-.5
Integral horsepower motors and generators other than for land transportation equipment		335312-3	06/83	171.0	181.8	181.7	10.9	-.1
Secondary products and miscellaneous receipts		335312-SM						
Miscellaneous receipts		335312-M	12/86	162.2	163.1	163.1	19.3	0
Secondary products		335312-S	06/83	([3])	194.9	195.4	1.1	.3
Switchgear & switchboard apparatus mfg	335313		06/85	166.7	170.2	171.9	6.2	1.0
Primary products		335313-P	06/85	168.5	172.5	173.9	6.6	.8
Switchgear, except ducts and relays		335313-A	06/85	163.9	169.7	169.2	8.9	-.3
Power circuit breakers, all voltages		335313-2	06/85	112.7	([3])	([3])	([3])	([3])
Panelboards, distribution boards and other switching & interrupting devices		335313-3	06/85	173.6	174.4	181.3	2.6	4.0
Molded case circuit breakers, 1000 volts or less		335313-7	06/85	160.6	([3])	163.0	([3])	([3])
Ducts, including plug-in units & accessories, 1000 volts or less		335313-9	08/97	153.5	167.5	167.0	24.1	-.3
Secondary products and miscellaneous receipts		335313-SM						
Relay & industrial control mfg	335314		06/85	165.8	171.7	172.4	5.9	.4
Primary products		335314-P	06/85	165.7	172.4	173.0	6.3	.3
Relays for electronic circuitry, industrial control and switchgear		335314-1	06/90	161.8	167.1	166.8	5.8	-.2
General-purpose industrial controls		335314-5	06/85	177.3	184.6	185.7	6.8	.6
Specific purpose industrial controls		335314-6	06/85	139.1	145.4	145.7	6.3	.2
Parts for industrial controls and motor-control accessories		335314-7	06/90	149.0	152.3	152.0	4.1	-.2
Secondary products and miscellaneous receipts		335314-SM						
Miscellaneous receipts		335314-M	06/85	221.6	224.7	224.7	4.0	0
Secondary products		335314-S	06/85	133.5	133.0	136.1	3.0	2.3
Other electrical equipment & component mfg	3359		12/03	132.5	133.7	134.4	17.6	.5
Battery mfg	33591		12/03	113.9	113.9	113.7	6.8	-.2

See footnotes at end of table.

Table 5. Producer price indexes for the net output of selected industries and their products, not seasonally adjusted —Continued

Industry and product[1]	Industry code	Product code	Index base	Index June 2006[2]	Index Sep. 2006[2]	Index Oct. 2006[2]	Percent change to Oct. 2006 from: Oct. 2005	Percent change to Oct. 2006 from: Sep. 2006
Storage battery mfg	335911		12/84	136.9	137.3	137.5	8.6	0.1
Primary products		335911-P	12/84	135.7	136.1	136.3	8.9	.1
Lead acid type, BCI dimensional size group 8D or smaller		335911-3	12/84	131.6	132.2	132.5	10.0	.2
Lead acid type, larger than BCI dimensional size group 8D		335911-4	12/84	152.9	152.9	152.9	7.4	0
Storage batteries, except lead acid, including parts for all storage batteries		335911-5	02/85	153.5	153.5	153.5	4.7	0
Secondary products and miscellaneous receipts		335911-SM						
Miscellaneous receipts		335911-M	12/92	144.2	144.2	144.2	10.7	0
Primary battery mfg	335912		12/80	178.5	177.3	175.7	3.0	-.9
Primary products		335912-P	12/80	182.3	181.1	179.4	2.8	-.9
All primary batteries, dry and wet		335912-9	06/03	108.9	108.2	107.2	2.8	-.9
Secondary products and miscellaneous receipts		335912-SM						
Miscellaneous receipts		335912-M	11/93	116.3	([3])	([3])	([3])	([3])
Secondary products		335912-S	12/80	331.0	([3])	330.5	22.0	([3])
Communications & energy wire & cable mfg	33592		12/03	158.9	161.0	162.5	37.1	.9
Fiber optic cable manufacturing	335921		12/03	92.6	92.3	92.5	-.1	.2
Primary products		335921-P	12/03	92.2	91.8	92.0	-.2	.2
Fiber optic cable		335921-1	12/03	92.2	91.8	92.0	-.2	.2
Other communication and energy wire mfg	335929		12/03	175.6	178.3	180.2	44.2	1.1
Primary products		335929-P	12/03	183.2	185.7	187.9	47.5	1.2
Electronic wire and cable, made in plants that draw wire		335929-A	12/82	192.6	200.3	205.7	23.8	2.7
Control & signal wire & cable, made in plants that draw wire		335929-C	12/82	393.2	382.2	388.0	58.3	1.5
Building wire and cable, made in plants that draw wire		335929-D	12/82	360.2	349.4	([3])	([3])	([3])
Other insulated wire & cable, inc automotive, made in plants that draw wire		335929-E	12/82	242.2	233.9	235.6	31.7	.7
Power wire and cable, made in plants that draw wire		335929-1	12/82	211.7	([3])	([3])	([3])	([3])
Secondary products and miscellaneous receipts		335929-SM						
Secondary products		335929-S	12/03	126.4	([3])	130.3	19.0	([3])
Wiring device mfg	33593		12/03	129.0	130.3	130.7	7.9	.3
Current-carrying wiring device mfg	335931		12/81	165.8	166.3	165.5	8.2	-.5
Primary products		335931-P	12/81	156.2	156.7	156.3	5.5	-.3
Switches for electrical circuitry (including vehicular switches)		335931-D	12/99	109.0	110.4	109.8	8.0	-.5
Wire connectors for electrical circuitry		335931-F	12/81	153.7	153.8	154.2	5.0	.3
Current-carrying wiring devices, nec		335931-G	06/06	100.0	99.6	99.2	([3])	-.4
Secondary products and miscellaneous receipts		335931-SM						
Miscellaneous receipts		335931-M	12/93	160.9	([3])	157.0	39.8	([3])
Secondary products		335931-S	12/81	187.5	187.5	187.5	5.9	0
Noncurrent-carrying wiring device mfg	335932		12/81	268.8	273.4	276.5	7.8	1.1
Primary products		335932-P	12/81	263.8	267.8	269.4	7.5	.6
Pole and transmission line hardware		335932-1	12/81	205.1	([3])	224.4	14.4	([3])
Electrical conduit and conduit fittings, including plastics		335932-2	12/81	286.3	281.0	283.8	5.2	1.0
Other noncurrent-carrying wiring devices and supplies		335932-3	12/81	263.4	271.3	272.1	7.3	.3
Stamped metal boxes, covers, and accessories		335932-336	12/04	103.8	106.5	108.8	5.9	2.2
All other noncurrent-carrying wiring devices and supplies		335932-349	12/04	110.4	114.1	112.6	8.6	-1.3
Secondary products and miscellaneous receipts		335932-SM						
Miscellaneous receipts		335932-M	12/86	364.1	374.6	379.1	12.6	1.2
Secondary products		335932-S	12/81	230.5	236.2	247.8	8.0	4.9
All other electrical equipment & component mfg	33599		12/03	109.5	110.5	110.7	4.4	.2
Carbon and graphite product mfg	335991		06/85	140.0	141.6	143.3	9.7	1.2
Primary products		335991-P	06/85	142.3	144.0	146.2	10.3	1.5
Carbon and graphite electrodes for electric furnaces and electrolytic cell use		335991-1	06/85	153.3	153.2	157.0	11.4	2.5
All other carbon and graphite products		335991-3	12/03	108.4	111.0	111.8	9.2	.7
Secondary and miscellaneous receipts		335991-SM						
Miscellaneous receipts		335991-M	10/88	139.9	([3])	139.9	([3])	([3])
Secondary products		335991-S	06/85	98.2	100.4	92.4	([3])	-8.0
All other mis electrical equip & component mfg	335999		12/03	105.5	106.3	106.2	2.9	-.1
Primary products		335999-P	12/03	105.3	106.3	106.1	3.1	-.2
Apparatus wire made from purchased insulated wire		335999-B	12/03	127.0	134.1	134.9	19.4	.6
Electronic sys & equip, nec (incl auto garage door opener & amplifier)		335999-C	12/00	102.4	103.7	103.7	1.8	0
Other electrical equipment (except for industrial use), nec		335999-D	12/03	104.3	104.8	104.8	2.0	0
Rectifying apparatus, except electronic		335999-3	12/85	125.7	125.9	125.8	2.4	-.1
Semiconductor and power conversion apparatus		335999-31	12/85	126.5	126.7	126.6	3.3	-.1
Other rectifying (power conversion) apparatus		335999-32	12/85	112.2	112.2	112.2	.4	0
Other electrical equipment for industrial use, except electronic		335999-5	12/03	104.0	104.0	104.1	-2.2	.1
Secondary products and miscellaneous receipts		335999-SM						
Miscellaneous receipts		335999-M	12/03	105.6	105.6	105.6	2.1	0
Secondary products		335999-S	12/03	107.3	107.3	107.3	.5	0
Transportation equipment mfg	336		12/03	103.1	102.0	102.3	-1.5	.3

See footnotes at end of table.

Table 5. Producer price indexes for the net output of selected industries and their products, not seasonally adjusted —Continued

Industry and product[1]	Industry code	Product code	Index base	Index June 2006[2]	Index Sep. 2006[2]	Index Oct. 2006[2]	Percent change to Oct. 2006 from: Oct. 2005	Percent change to Oct. 2006 from: Sep. 2006
Motor vehicle mfg	3361		12/03	95.9	92.9	93.3	-7.3	0.4
Automobile & light duty motor vehicle mfg	33611		12/03	94.9	91.7	92.2	-8.0	.5
Automobile and light duty motor vehicle mfg	336110		06/82	130.6	126.2	126.8	-8.0	.5
Primary products		336110-P	06/82	129.9	125.4	126.0	-8.2	.5
Passenger cars and chassis		336110-1	06/82	127.6	124.4	127.9	-3.3	2.8
Trucks, truck tractors, & bus chassis 14,000 lb or less, incl. minivans & suvs		336110-2	06/82	141.2	135.0	132.8	-12.5	-1.6
Secondary products and miscellaneous receipts		336110-SM						
Heavy duty truck mfg	336120		12/03	110.3	110.6	110.7	2.2	.1
Primary products		336120-P	12/03	110.5	110.9	111.0	2.3	.1
Trucks, tractors, & bus chassis (chassis of own manufacture) 14,001 to 33,000 lb		336120-1	12/03	113.0	([3])	113.0	.5	([3])
Trucks, tractors, & bus chassis (chassis of own manufacture) 33,001 lb or more		336120-2	06/87	154.0	154.7	154.8	3.0	.1
Buses, including military and firefighting vehicles (chassis of own manufacture)		336120-3	12/03	107.3	107.3	107.3	([3])	0
Secondary products and miscellaneous receipts		336120-SM						
Secondary products		336120-S	12/03	101.1	98.1	98.6	([3])	.5
Motor vehicle body & trailer mfg	3362		12/03	113.9	114.8	115.4	4.2	.5
Motor vehicle body & trailer mfg	33621		12/03	114.0	114.9	115.5	4.2	.5
Motor vehicle body mfg	336211		12/82	200.1	200.7	202.5	5.1	.9
Primary products		336211-P	12/82	197.8	198.5	200.6	5.0	1.1
Truck, bus, car, and other vehicle bodies, for sale separately		336211-1	12/82	202.6	203.1	204.2	5.3	.5
Complete vehicles produced on purchased chassis		336211-3	12/82	193.7	194.7	199.3	4.6	2.4
Secondary products and miscellaneous receipts		336211-SM						
Miscellaneous receipts		336211-M	12/82	252.5	([3])	252.7	5.7	([3])
Secondary products		336211-S	12/82	168.7	169.0	169.0	4.6	0
Truck trailer mfg	336212		12/79	184.8	187.7	187.7	5.2	0
Primary products		336212-P	12/79	183.6	186.7	186.7	5.2	0
Truck trailers and chassis, with axle rating of 10,000 lbs or more		336212-1	12/79	181.7	184.8	184.3	5.0	-.3
Truck trailers and chassis, with axle rating of less than 10,000 lbs		336212-3	11/84	182.3	184.5	194.4	9.2	5.4
Secondary products and miscellaneous receipts		336212-SM						
Secondary products		336212-S	12/79	189.2	191.0	192.2	7.8	.6
Motor home mfg	336213		06/84	167.9	167.7	167.7	-1.6	0
Primary products		336213-P	06/84	167.7	167.4	167.4	-2.7	0
Motor homes built on purchased chassis		336213-1	06/06	100.0	99.8	99.8	([3])	0
Conventional (type A) motor homes built on purchased chassis		336213-101	06/84	166.6	([3])	([3])	([3])	([3])
Secondary products and miscellaneous receipts		336213-SM						
Secondary products		336213-S	12/97	([3])	([3])	([3])	([3])	([3])
Travel trailer and camper mfg	336214		12/03	109.7	111.1	112.4	6.8	1.2
Primary products		336214-P	12/03	109.0	110.3	111.7	6.9	1.3
Travel trailers		336214-1	06/84	151.6	151.6	153.4	4.6	1.2
Fifth wheel travel trailers less than 30ft in length		336214-14	06/90	125.7	126.3	126.4	1.7	.1
Fifth wheel travel trailers 30ft or more in length		336214-15	06/90	142.8	139.5	145.4	5.6	4.2
Conventional travel trailers up to 24ft		336214-16	06/06	100.0	100.4	101.2	([3])	.8
Conventional travel trailers 25ft to 29ft		336214-17	06/06	100.0	101.6	101.0	([3])	-.6
Conventional travel trailers 30ft or more		336214-18	06/06	100.0	100.9	100.9	([3])	0
Automobile and light truck trailers		336214-3	12/92	134.8	138.4	140.6	11.0	1.6
Camping trailers, campers, pick-up covers, and parts		336214-5	06/84	165.7	168.2	170.1	6.2	1.1
Other parts and components, excluding appliances and furnishings		336214-53	06/84	141.7	143.7	147.7	10.1	2.8
Folddown camping trailers		336214-54	06/06	100.0	100.7	100.9	([3])	.2
Truck campers, caps, or box covers		336214-55	06/06	100.0	102.5	102.5	([3])	0
Secondary products and miscellaneous receipts		336214-SM						
Miscellaneous receipts		336214-M	04/85	168.5	173.7	174.1	8.9	.2
Secondary products		336214-S	06/84	156.1	161.2	159.6	1.7	-1.0
Motor vehicle parts mfg	3363		12/03	105.1	105.9	105.5	2.4	-.4
Motor vehicle gas engine & engine parts mfg	33631		12/03	111.7	114.9	112.5	10.2	-2.1
Carburetor, piston, piston ring & valve mfg	336311		12/82	136.7	139.5	138.9	5.9	-.4
Primary products		336311-P	12/82	147.1	150.9	150.2	7.4	-.5
Carburetors, new and rebuilt (all types)		336311-1	12/82	([3])	([3])	180.7	([3])	([3])
Pistons, piston rings, and piston pins (engine)		336311-3	12/82	112.0	112.1	112.5	4.4	.4
Valves (engine intake and exhaust)		336311-5	12/82	155.0	([3])	162.0	8.3	([3])
Secondary products and miscellaneous receipts		336311-SM						
Secondary products		336311-S	12/82	108.0	108.0	([3])	([3])	([3])
Gasoline engine and engine parts mfg	336312		12/03	112.8	116.1	113.4	10.5	-2.3

See footnotes at end of table.

Table 5. Producer price indexes for the net output of selected industries and their products, not seasonally adjusted —Continued

Industry and product[1]	Industry code	Product code	Index base	Index			Percent change to Oct. 2006 from:	
				June 2006[2]	Sep. 2006[2]	Oct. 2006[2]	Oct. 2005	Sep. 2006
Gasoline engine and engine parts mfg—Continued								
Primary products		336312-P	12/03	114.0	117.6	114.7	11.6	-2.5
Gasoline engines and engine parts for motor vehicles, new		336312-1	12/88	108.6	112.1	109.3	11.8	-2.5
Gasoline engines and engine parts for motor vehicles, rebuilt		336312-3	12/03	105.8	105.8	105.8	1.1	0
Secondary products and miscellaneous receipts		336312-SM						
Miscellaneous receipts		336312-M	12/03	100.0	([3])	([3])	([3])	([3])
Secondary products		336312-S	12/03	100.9	100.9	([3])	([3])	([3])
Motor vehicle electrical & electronic equipment mfg	33632		12/03	102.2	102.2	102.2	.3	0
Vehicular lighting equipment mfg	336321		12/83	124.2	124.8	125.1	1.5	.2
Primary products		336321-P	12/83	109.5	110.0	110.0	1.0	0
Vehicular lighting equipment (excluding bulbs) for all uses		336321-1	12/83	109.5	110.0	110.0	1.0	0
Motor vehicle lighting equipment		336321-11	12/83	99.1	99.7	99.7	.9	0
Other than motor vehicle lighting equipment including fluorescent fixtures		336321-12	12/83	173.1	173.1	173.2	-.5	.1
Component and renewal parts for vehicular lighting equipment		336321-13	06/93	107.9	108.0	108.0	2.2	0
Secondary products and miscellaneous receipts		336321-SM						
Miscellaneous receipts		336321-M	12/83	102.4	([3])	([3])	([3])	([3])
Secondary products		336321-S	12/83	159.9	158.4	160.8	2.9	1.5
Other motor vehicle electrical & electronic equipment mfg	336322		12/03	102.5	102.4	102.3	0	-.1
Primary products		336322-P	12/03	99.5	99.4	99.3	0	-.1
Parts for engine electrical and electronic equipment		336322-A	12/82	127.0	127.0	127.0	.2	0
Ignition harness and cable sets		336322-1	12/82	140.2	141.3	141.2	2.0	-.1
Battery charging alternators, generators, and regulators		336322-3	12/82	126.8	126.8	126.4	.2	-.3
Cranking motors (starters)		336322-5	12/82	112.9	112.9	112.9	0	0
Complete engine electrical equipment, nec		336322-9	12/82	114.1	113.1	113.1	-.8	0
Secondary products and miscellaneous receipts		336322-SM						
Miscellaneous receipts		336322-M	12/03	133.0	([3])	133.0	0	([3])
Secondary products		336322-S	12/03	92.1	91.9	91.9	-.1	0
Motor vehicle steering & suspension parts mfg	33633		12/03	106.3	106.4	106.5	.9	.1
Motor vehicle steering and suspension components mfg	336330		12/03	106.1	106.2	106.3	.9	.1
Primary products		336330-P	12/03	105.1	105.1	105.3	1.2	.2
Motor vehicle steering and suspension components, new		336330-1	12/99	104.9	105.0	105.1	1.2	.1
Secondary products and miscellaneous receipts		336330-SM						
Secondary product		336330-S	12/03	112.1	112.1	112.1	.1	0
Motor vehicle brake system mfg	33634		12/03	101.3	101.3	101.2	.7	-.1
Motor vehicle brake system mfg	336340		12/03	101.3	101.2	101.2	.7	0
Primary products		336340-P	12/03	101.4	101.2	101.1	.3	-.1
Motor vehicle brake parts and assemblies, new		336340-1	12/88	107.2	107.0	106.9	.4	-.1
Motor vehicle brake parts and assemblies, rebuilt		336340-3	12/03	106.9	106.9	106.9	([3])	0
Secondary products and miscellaneous receipts		336340-SM						
Secondary products		336340-S	12/03	103.0	105.0	105.3	8.6	.3
Motor vehicle transmission & power train parts mfg	33635		12/03	104.1	105.6	105.7	2.3	.1
Motor vehicle transmission & power train parts mfg	336350		12/03	102.8	104.3	104.4	2.4	.1
Primary products		336350-P	12/03	100.8	102.3	102.4	1.5	.1
Motor vehicle drive train components, except wheels and brakes, new		336350-1	12/88	103.4	105.0	105.1	1.4	.1
Motor vehicle drive train components, rebuilt		336350-3	12/03	104.6	([3])	107.0	1.9	([3])
Secondary products and miscellaneous receipts		336350-SM						
Secondary products		336350-S	12/03	104.8	104.7	104.7	3.5	0
Motor vehicle seating & interior trim mfg	33636		12/03	99.6	98.7	98.7	-.8	0
Motor vehicle seating and interior trim mfg	336360		12/03	99.6	98.7	98.7	-.8	0
Primary products		336360-P	12/03	99.5	98.6	98.6	-.9	0
Automobile trimmings		336360-1	12/03	99.3	98.6	98.6	.2	0
Fabricated seat or safety belts, incl shoulder harnesses (except leather)		336360-2	12/03	([3])	([3])	([3])	([3])	([3])
Seats for public conveyance and aircraft		336360-3	12/01	98.5	97.5	97.4	-1.6	-.1
Seats for public conveyance (except aircraft), incl. automobiles, trucks, buses,		336360-301	12/03	100.2	100.4	100.3	-.4	-.1
Seats for aircraft		336360-304	12/03	100.1	97.7	([3])	([3])	([3])
Secondary products and miscellaneous receipts		336360-SM						
Miscellaneous receipts		336360-M	12/03	105.3	105.3	105.3	.9	0
Secondary products		336360-S	12/03	100.0	100.0	100.0	.1	0
Motor vehicle metal stamping	33637		12/03	110.2	111.0	110.8	.7	-.2
Motor vehicle metal stamping	336370		12/82	120.7	121.5	121.4	.7	-.1
Primary products		336370-P	12/82	114.4	115.4	115.2	.2	-.2
Original equipment automotive stampings		336370-1	12/82	112.0	112.3	112.0	-.5	-.3
Replacement part automotive stampings		336370-3	12/82	137.6	144.7	146.0	6.1	.9

See footnotes at end of table.

Table 5. Producer price indexes for the net output of selected industries and their products, not seasonally adjusted —Continued

Industry and product[1]	Industry code	Product code	Index base	Index			Percent change to Oct. 2006 from:	
				June 2006[2]	Sep. 2006[2]	Oct. 2006[2]	Oct. 2005	Sep. 2006
Motor vehicle metal stamping—Continued								
Secondary products and miscellaneous receipts		336370-SM						
Secondary products		336370-S	12/82	134.0	134.0	134.0	0.1	0.0
Other motor vehicle parts mfg	33639		12/03	102.1	102.3	102.1	.6	-.2
Motor vehicle air conditioning mfg	336391		12/03	99.8	99.4	99.4	.1	0
Primary products		336391-P	12/03	99.7	99.1	99.4	.3	.3
Automotive air conditioning compressors (open type, with or without motor)		336391-B	12/03	([3])	99.6	([3])	([3])	([3])
Motor vehicle mechanical air conditioning systems		336391-7	12/03	100.3	98.7	99.0	-.4	.3
Secondary products and miscellaneous receipts		336391-SM						
Secondary products		336391-S	12/03	([3])	100.3	99.4	([3])	-.9
All other motor vehicle parts mfg	336399		12/03	102.5	102.8	102.6	.7	-.2
Primary products		336399-P	12/03	102.2	102.6	102.5	.6	-.1
Filters for internal combustion engines and motor vehicles, new		336399-1	12/82	([3])	([3])	([3])	([3])	([3])
Exhaust system parts, new		336399-3	12/88	122.3	125.5	126.8	7.3	1.0
Other motor vehicle parts and accessories, new and rebuilt		336399-7	12/03	99.1	98.5	98.6	-1.8	.1
Secondary products and miscellaneous receipts		336399-SM						
Miscellaneous receipts		336399-M	12/03	103.3	103.2	103.5	1.7	.3
Secondary products		336399-S	12/03	105.0	105.2	103.3	1.3	-1.8
Aerospace product & parts mfg	3364		06/85	182.7	183.2	183.3	3.1	.1
Aerospace product & parts mfg	33641		06/85	182.7	183.2	183.3	3.1	.1
Aircraft mfg	336411		12/85	188.7	189.4	189.5	3.4	.1
Primary products		336411-P	12/85	186.0	186.8	186.9	3.3	.1
Aircraft		336411-3	12/85	212.0	213.2	213.3	4.2	0
Modifications, conversions, and overhaul of previously accepted aircraft		336411-5	12/85	117.4	([3])	117.4	1.3	([3])
Secondary products and miscellaneous receipts		336411-SM						
Miscellaneous receipts		336411-M	01/86	229.4	([3])	229.4	6.0	([3])
Secondary products		336411-S	12/85	181.2	([3])	181.2	4.2	([3])
Aircraft engine and engine parts mfg	336412		12/85	169.8	169.7	170.3	4.0	.4
Primary products		336412-P	12/85	173.4	173.3	173.9	4.3	.3
Military aircraft engines		336412-1	12/85	139.1	138.9	138.9	1.5	0
Civilian aircraft engines		336412-3	12/85	187.9	([3])	188.5	3.3	([3])
Aeronautical services on aircraft engines		336412-5	12/85	155.9	155.8	155.9	5.1	.1
Aircraft engine parts and accessories		336412-7	12/85	182.0	182.1	182.8	5.0	.4
Secondary products and miscellaneous receipts		336412-SM						
Miscellaneous receipts		336412-M	08/94	119.7	119.7	121.3	6.2	1.3
Secondary products		336412-S	12/85	154.8	154.8	154.8	1.0	0
Other aircraft part & auxiliary equipment mfg	336413		06/85	153.6	153.6	153.5	.5	-.1
Primary products		336413-P	06/85	152.4	152.4	152.4	.4	0
Aircraft parts, excluding propellers, rotors, and fluid power subassemblies		336413-2	06/85	149.0	149.1	149.0	-.5	-.1
Aircraft propellers and helicopter rotors		336413-6	12/91	138.3	([3])	([3])	([3])	([3])
Secondary products and miscellaneous receipts		336413-SM						
Miscellaneous receipts		336413-M	02/95	([3])	([3])	([3])	([3])	([3])
Secondary products		336413-S	06/85	175.3	175.3	175.3	1.0	0
Railroad rolling stock mfg	3365		06/84	160.0	159.2	159.4	5.2	.1
Railroad rolling stock mfg	33651		06/84	159.9	159.1	159.3	5.1	.1
Railroad rolling stock mfg	336510		06/84	159.7	158.9	159.1	5.2	.1
Primary products		336510-P	06/84	165.7	164.9	165.1	5.6	.1
Locomotives and locomotive parts		336510-1	06/84	150.2	147.8	148.4	4.4	.4
Passenger and freight train cars, new (excl. parts)		336510-2	06/84	194.5	194.5	194.5	8.2	0
Street, subway, trolley, and rapid transit cars, all rebuilt cars, and all parts		336510-3	06/84	139.6	139.9	139.9	2.0	0
Street, subway, trolley, and rapid transit cars, new and rebuilt		336510-35	12/01	101.1	101.1	101.1	.2	0
Parts and accessories for railroad and street cars		336510-37	06/84	135.7	136.1	136.1	2.7	0
Air brake and other brake equipment		336510-371	06/84	142.4	144.5	144.3	7.0	-.1
All other railroad and streetcar parts and accessories, incl. truck assemblies		336510-379	06/84	134.3	134.3	134.4	2.0	.1
Secondary products and miscellaneous receipts		336510-SM						
Secondary products		336510-S	09/96	103.0	([3])	103.0	0	([3])
Ship & boat building	3366		12/84	179.7	182.4	184.9	4.1	1.4
Ship & boat building	33661		12/84	179.7	182.4	184.9	4.1	1.4
Ship building and repairing	336611		12/85	168.3	169.6	173.3	4.1	2.2
Primary products		336611-P	12/85	170.0	171.3	175.3	4.3	2.3
Nonpropelled ships, new, U.S. military and nonmilitary		336611-1	12/85	161.0	161.9	169.0	10.3	4.4
Self-propelled ships, new, U.S. military		336611-2	12/85	162.6	163.5	169.5	3.2	3.7

See footnotes at end of table.

Table 5. Producer price indexes for the net output of selected industries and their products, not seasonally adjusted —Continued

Industry and product[1]	Industry code	Product code	Index base	Index			Percent change to Oct. 2006 from:	
				June 2006[2]	Sep. 2006[2]	Oct. 2006[2]	Oct. 2005	Sep. 2006
Ship building and repairing—Continued								
Self-propelled ships, new, nonmilitary		336611-3	12/85	210.2	([3])	214.6	5.0	([3])
Ship repair, conversion, reconversion, U.S. military		336611-4	12/85	174.1	173.9	174.7	1.9	.5
Ship repair, conversion, reconversion, nonmilitary		336611-6	12/85	161.5	165.7	166.8	8.5	.7
Secondary products and miscellaneous receipts		336611-SM						
Miscellaneous receipts		336611-M	05/89	107.9	107.9	([3])	([3])	([3])
Boat building	336612		12/81	212.4	218.2	217.9	3.8	-.1
Primary products		336612-P	12/81	211.0	217.2	216.6	3.9	-.3
Outboard motorboats, inc. commercial and military (exc. sailboats and lifeboats)		336612-1	12/81	230.8	241.3	239.3	5.4	-.8
Inboard motorboats, including commercial & military (exc. sailboats & lifeboats)		336612-3	12/81	207.9	211.9	212.0	2.6	0
Inboard-outdrive boats, inc. commercial & military (exc. sailboats & lifeboats)		336612-5	12/81	192.0	195.7	196.0	4.3	.2
All other boats, nec (excluding military and commercial)		336612-7	12/81	192.2	196.8	196.2	.7	-.3
Secondary products and miscellaneous receipts		336612-SM						
Miscellaneous receipts		336612-M	12/88	195.2	([3])	195.2	.5	([3])
Secondary products		336612-S	12/81	213.3	([3])	225.2	4.4	([3])
Other transportation equipment mfg	3369		12/03	104.5	104.9	105.1	1.2	.2
Other transportation equipment mfg	33699		12/03	104.5	104.9	105.1	1.2	.2
Motorcycles, bicycles, and parts mfg	336991		12/84	132.0	132.6	133.1	.8	.4
Primary products		336991-P	12/84	138.7	138.9	139.5	1.6	.4
Bicycles and parts		336991-1	12/84	114.7	115.3	116.4	4.0	1.0
Bicycles, complete		336991-121	12/98	([3])	107.9	108.0	([3])	.1
Parts for bicycles		336991-171	12/84	108.5	109.5	112.9	5.8	3.1
Motorcycles, including three-wheel motorbikes, motorscooters, mopeds, and parts		336991-2	12/84	161.8	161.7	161.7	0	0
Motorcycles, (excl. sidecars), mopeds, motorbikes and motorscooters, excl parts		336991-213	12/84	169.7	([3])	([3])	([3])	([3])
Parts, including sidecars, but excluding motorbike parts interchangeable with bike parts		336991-253	12/84	140.1	140.1	140.1	.3	0
Secondary products and miscellaneous receipts		336991-SM						
Miscellaneous receipts		336991-M	12/84	108.1	([3])	([3])	([3])	([3])
Secondary products		336991-S	12/84	118.9	111.9	111.9	-14.1	0
All other transportation equipment mfg	336999		12/03	105.7	106.1	106.2	1.5	.1
Primary products		336999-P	12/03	105.3	105.6	105.6	1.2	0
Self-propelled golf carts and industrial in-plant personnel carriers and parts		336999-1	06/85	156.2	155.2	156.2	3.2	.6
Transportation equipment, nec, including all-terrain vehicles		336999-3	06/85	137.8	138.4	138.3	.7	-.1
Secondary products and miscellaneous receipts		336999-SM						
Miscellaneous receipts		336999-M	12/03	104.9	105.4	105.4	2.4	0
Secondary products		336999-S	12/03	110.2	111.8	112.4	3.0	.5
Furniture & related product mfg	337		12/84	162.5	163.1	163.4	2.6	.2
HH & institutional furniture & kitchen cabinet mfg	3371		12/84	157.5	158.0	158.2	3.0	.1
Wood kitchen cabinet & countertop mfg	33711		12/03	106.5	106.7	106.7	2.7	0
Wood kitchen cabinet & countertop mfg	337110		06/84	179.8	180.2	180.1	2.7	-.1
Primary products		337110-P	12/03	106.4	106.6	106.6	2.6	0
Plastics laminated wood kitchen cabinet tops		337110-A	12/03	96.7	96.7	96.7	0	0
Plastics laminated fixture tops, except kitchen		337110-E	12/03	115.0	115.0	115.0	4.6	0
Wood kitchen cabinets and cabinetwork, custom, sold directly to customers		337110-H	03/04	100.9	101.5	101.5	.7	0
Wood kitchen cabinets and cabinetwork, stock line		337110-1	06/84	179.6	179.9	179.9	3.5	0
Wood kitchen cabinets and cabinetwork, custom, except sold directly to customers		337110-4	06/84	185.4	185.9	185.8	2.0	-.1
Wood vanities and other cabinetwork		337110-7	06/84	183.1	183.7	183.7	3.2	0
Secondary products and miscellaneous receipts		337110-SM						
Miscellaneous receipts		337110-M	12/03	110.6	110.9	110.8	5.4	-.1
Secondary products		337110-S	12/03	106.1	106.1	106.1	2.4	0
Household & institutional furniture mfg	33712		12/03	107.4	107.7	107.9	3.1	.2
Upholstered household furniture mfg	337121		06/82	159.6	159.6	160.0	3.6	.3
Primary products		337121-P	06/82	162.3	162.3	162.8	3.7	.3
Upholstered wood household furniture		337121-1	06/82	160.8	160.8	161.3	3.7	.3
Uphols. wood household sofas, davenports, settees, and loveseats		337121-11	06/82	162.0	162.1	162.3	3.6	.1
Uphols. wood household sectional sofa pieces, incl. pieces seating one person		337121-12	12/87	135.1	135.3	135.7	3.0	.3
Upholstered wood household rockers, incl swivel rockers		337121-13	06/82	126.7	126.5	127.4	3.2	.7
Upholstered wood household reclining chairs, all types		337121-14	06/82	145.6	145.6	145.8	.7	.1
Uphols. wood household swivel chairs with height adjust. & other chairs		337121-15	06/05	106.7	106.4	107.2	6.8	.8
Dual-purpose sleep furniture incl. futon, conv. sofa, jackknife & chair beds		337121-4	06/89	161.4	161.6	162.2	4.0	.4

See footnotes at end of table.

Table 5. Producer price indexes for the net output of selected industries and their products, not seasonally adjusted —Continued

Industry and product[1]	Industry code	Product code	Index base	Index June 2006[2]	Index Sep. 2006[2]	Index Oct. 2006[2]	Percent change to Oct. 2006 from: Oct. 2005	Percent change to Oct. 2006 from: Sep. 2006
Upholstered household furniture mfg—Continued								
Secondary products and miscellaneous receipts		337121-SM						
Miscellaneous receipts		337121-M	06/05	100.5	100.5	100.5	0.5	0.0
Secondary products		337121-S	06/82	([3])	([3])	([3])	([3])	([3])
Wood household furniture, except upholstered	337122		12/79	226.0	226.8	227.0	2.1	.1
Primary products		337122-P	12/79	233.2	234.0	234.2	2.3	.1
Infants' and children's wood furniture		337122-A	12/04	100.7	100.7	100.7	-.7	0
Unpainted, unassembled, knock-down, and outdoor furniture		337122-E	12/79	180.4	180.4	180.4	3.8	0
Wood bedroom furniture		337122-H	12/79	232.6	233.3	233.7	1.2	.2
Wood living room, library, family room and den furniture		337122-1	12/79	231.3	232.7	232.6	2.7	0
Wood dining room and kitchen furniture, except cabinets		337122-4	12/79	264.1	265.3	265.8	2.9	.2
Secondary products and miscellaneous receipts		337122-SM						
Secondary products		337122-S	12/79	196.8	199.5	199.1	2.3	-.2
Metal household furniture	337124		06/84	145.7	148.1	147.8	4.3	-.2
Primary products		337124-P	06/84	144.5	147.0	146.8	4.5	-.1
Metal household dining, dinette, breakfast & kitchen furniture		337124-1	06/84	156.2	156.2	156.4	4.1	.1
Metal porch, lawn, outdoor and casual furniture		337124-3	06/84	172.0	179.3	178.7	7.8	-.3
Tubular aluminum		337124-31	06/84	186.6	194.5	194.5	8.7	0
Other metal porch, lawn, outdoor and casual furniture, including picnic tables		337124-33	06/84	165.9	173.0	169.4	2.9	-2.1
Other metal household furniture		337124-4	06/84	118.7	118.7	118.7	1.6	0
Metal bed frames		337124-437	06/84	138.8	138.8	138.9	2.5	.1
Other metal household furniture (including upholstered furniture, metal folding		337124-498	06/84	114.0	114.0	114.1	1.2	.1
Secondary products and miscellaneous receipts		337124-SM						
Secondary products		337124-S	06/84	164.8	166.6	165.4	2.9	-.7
Household furniture (except wood and metal) mfg	337125		12/85	124.6	124.6	125.2	4.4	.5
Primary products		337125-P	12/85	124.3	124.3	124.3	4.2	0
Household furniture, except wood and metal		337125-1	12/85	124.3	124.3	124.3	4.2	0
Plastics and fibrous glass household furniture		337125-11	06/91	110.4	110.4	110.4	2.6	0
Reed, rattan, willow, wicker, cane and other similar household furniture		337125-14	12/02	111.1	111.1	111.1	7.9	0
Secondary products and miscellaneous receipts		337125-SM						
Institutional furniture mfg	337127		12/03	110.2	110.3	110.9	4.2	.5
Primary products		337127-P	12/03	110.2	111.1	111.7	5.0	.5
Other furniture, nec		337127-A	12/03	110.8	110.8	110.8	2.6	0
School furniture, except stone and concrete, excl. library furniture		337127-1	12/84	173.1	175.9	174.8	6.4	-.6
School single-pupil units and chairs, excl. library		337127-11	12/03	111.4	114.5	113.3	8.8	-1.0
School storage units & furniture except single -pupil units & chairs (excl. library)		337127-12	12/03	110.0	110.5	110.2	4.0	-.3
Public building furniture, except school and restaurant furniture		337127-4	12/84	160.9	161.6	164.6	5.9	1.9
Furniture and fixtures, nec		337127-7	12/03	109.0	110.3	110.8	5.1	.5
Secondary products and miscellaneous receipts		337127-SM						
Miscellaneous receipts		337127-M	12/03	107.1	103.0	104.1	-2.2	1.1
Secondary products		337127-S	12/03	113.9	113.9	113.9	6.8	0
Office furniture (including fixtures) mfg	3372		12/03	113.7	114.5	114.8	1.6	.3
Office furniture (including fixtures) mfg	33721		12/03	113.7	114.5	114.8	1.6	.3
Wood office furniture mfg	337211		06/85	165.7	167.7	167.5	3.9	-.1
Primary products		337211-P	06/85	167.1	169.3	169.1	4.1	-.1
Wood office seating		337211-313	06/98	122.6	124.2	124.2	5.2	0
Desks and extensions		337211-331	06/85	182.0	182.9	182.9	4.0	0
Wood storage units, files and tables		337211-341	06/98	116.8	119.0	118.9	5.7	-.1
Wood systems furniture and all other office furniture		337211-351	06/98	112.2	114.0	113.5	1.9	-.4
Secondary products and miscellaneous receipts		337211-SM						
Secondary products		337211-S	06/85	139.2	139.4	139.3	3.4	-.1
Custom architectural woodwork and millwork mfg	337212		12/03	110.0	110.7	110.7	5.0	0
Primary products		337212-P	12/03	110.1	110.7	110.7	4.5	0
Custom architectural woodwork, millwork		337212-1	12/03	110.1	110.7	110.7	4.5	0
Secondary products and miscellaneous receipts		337212-SM						
Secondary products		337212-S	12/03	101.3	106.5	106.5	5.1	0
Nonwood office furniture	337214		12/79	222.7	224.0	225.8	1.4	.8
Primary products		337214-P	12/79	224.0	225.0	227.1	.8	.9
Other nonwood office furniture		337214-A	12/79	234.0	237.7	237.0	3.0	-.3
Office seating, including upholstered, nonwood		337214-1	12/79	217.4	215.0	224.9	2.6	4.6
Office desks and extensions, nonwood		337214-4	12/79	209.5	209.5	209.5	.5	0
Office storage units, files, and tables, nonwood		337214-7	06/95	121.7	121.7	121.7	-4.1	0
Secondary products and miscellaneous receipts		337214-SM						
Miscellaneous receipts		337214-M	12/04	104.1	105.2	103.6	1.8	-1.5

See footnotes at end of table.

Table 5. Producer price indexes for the net output of selected industries and their products, not seasonally adjusted —Continued

Industry and product[1]	Industry code	Product code	Index base	Index June 2006[2]	Index Sep. 2006[2]	Index Oct. 2006[2]	Percent change to Oct. 2006 from: Oct. 2005	Percent change to Oct. 2006 from: Sep. 2006
Showcase, partition, shelving and locker mfg	337215		12/03	119.1	119.7	119.7	0.1	0.0
Primary products		337215-P	12/03	106.2	106.6	106.7	-.1	.1
Shelving and lockers, nonwood		337215-A	12/83	163.3	163.3	163.7	.2	.2
Commercial shelving (factory, store, etc.), nonwood		337215-A1	06/06	100.0	100.0	100.0	([3])	0
Bookstacks, other shelving, and lockers, nonwood		337215-A2	06/06	100.0	100.0	100.6	([3])	.6
Storage racks and accessories, nonwood		337215-E	12/83	144.5	144.5	145.4	-.7	.6
Fixtures for stores, banks, and offices, and miscellaneous fixtures, nonwood		337215-H	12/83	149.4	150.6	150.5	-.5	-.1
Wood partitions (assembled or knock-down) and wood shelving and lockers, except		337215-1	12/83	([3])	153.6	153.6	([3])	0
Wood fixtures for stores, banks, and offices, and other misc. fixtures		337215-4	12/83	([3])	178.0	178.0	([3])	0
Other prefabricated partitions (assembled or knock-down) and wood furniture frames		337215-8	06/06	([3])	([3])	([3])	([3])	([3])
Secondary products and miscellaneous receipts		337215-SM						
Miscellaneous receipts		337215-M	12/03	([3])	338.3	337.0	([3])	-.4
Secondary products		337215-S	12/03	108.4	108.7	108.7	1.2	0
Other furniture related product mfg	3379		12/03	115.5	115.3	115.3	4.1	0
Mattress mfg	33791		12/03	120.8	119.8	119.8	4.9	0
Mattress mfg	337910		06/83	169.2	167.9	167.8	4.9	-.1
Primary products		337910-P	06/83	169.6	168.2	168.2	5.1	0
Sleep system ensembles, excl. conventional waterbeds		337910-A	05/96	151.3	151.4	151.4	22.6	0
Mattress and foundation sets		337910-E	12/03	111.9	110.3	110.3	1.5	0
Innerspring mattresses, excl. crib-size, sold separately		337910-1	01/04	125.3	124.5	124.5	6.7	0
Other mattresses, incl. crib mattresses and mattress inserts		337910-4	06/83	179.4	180.1	180.1	5.1	0
Foundations, excl. innerspring, hybrid-type flotation and adjustable units, sold separately		337910-7	12/03	115.2	115.2	115.0	2.5	-.2
Secondary products and miscellaneous receipts		337910-SM						
Miscellaneous receipts		337910-M	12/03	123.3	123.2	123.3	3.7	.1
Blind & shade mfg	33792		12/03	107.2	108.1	108.1	2.5	0
Blind and shade mfg	337920		06/84	162.7	164.1	164.1	2.4	0
Primary products		337920-P	06/84	161.3	162.8	162.8	2.5	0
Window shades and accessories		337920-3	06/84	166.2	168.1	168.1	3.6	0
Venetian blinds		337920-4	06/84	142.3	144.3	144.2	3.3	-.1
Other shades and blinds n.e.c., curtain and drapery rods, poles and other hardware		337920-5	06/84	152.6	152.2	152.2	-.3	0
Secondary products and miscellaneous receipts		337920-SM						
Miscellaneous receipts		337920-M	06/84	184.0	184.5	184.5	2.6	0
Miscellaneous mfg	339		12/03	104.8	104.8	104.8	1.5	0
Medical equipment & supplies mfg	3391		12/03	104.0	103.5	103.3	.5	-.2
Medical equipment & supplies mfg	33911		12/03	104.0	103.5	103.3	.5	-.2
Laboratory apparatus and furniture	339111		12/91	151.7	152.8	153.4	3.0	.4
Primary products		339111-P	12/91	145.2	146.5	146.4	2.1	-.1
Laboratory apparatus		339111-1	12/85	175.4	176.5	176.5	2.3	0
Laboratory furniture		339111-2	12/85	164.6	169.4	168.8	1.2	-.4
Secondary products and miscellaneous receipts		339111-SM						
Miscellaneous receipts		339111-M	12/91	178.6	179.2	179.2	1.5	0
Surgical & medical instrument mfg	339112		06/82	134.5	132.2	132.6	-1.7	.3
Primary products		339112-P	06/82	135.4	132.9	133.3	-1.6	.3
Surgical and medical instruments and apparatus		339112-1	06/82	129.8	127.4	127.8	-1.5	.3
Surgical and medical catheters		339112-15	06/82	129.7	122.8	122.9	-4.6	.1
All other surgical and medical instruments and apparatus, incl. parts		339112-18	06/05	99.6	98.6	99.0	-.8	.4
Secondary products and miscellaneous receipts		339112-SM						
Miscellaneous receipts		339112-M	01/83	155.6	154.4	154.5	-7.0	.1
Secondary products		339112-S	10/82	114.0	114.3	114.3	2.3	0
Surgical appliance & supplies mfg	339113		06/83	184.5	185.3	184.0	.6	-.7
Primary products		339113-P	06/83	188.9	189.5	188.1	.6	-.7
Surgical, orthopedic, prosthetic, and therapeutic appliances and supplies		339113-1	06/83	186.8	187.6	186.0	.4	-.9
Orthopedic and prosthetic artificial joints and limbs		339113-11	06/83	297.7	301.3	296.8	1.9	-1.5
All other orthopedic and prosthetic appliances		339113-12	12/03	100.9	101.1	97.8	-2.5	-3.3
Surgical dressings		339113-13	06/83	113.4	113.4	111.9	-.7	-1.3
All other surgical and orthopedic items		339113-16	12/03	104.2	104.4	104.7	.9	.3
Personal industrial safety devices		339113-5	06/83	199.1	199.2	199.1	2.2	-.1
Secondary products and miscellaneous receipts		339113-SM						
Miscellaneous receipts		339113-M	07/88	173.9	177.2	175.1	1.0	-1.2
Secondary products		339113-S	06/83	149.1	([3])	([3])	([3])	([3])
Dental equipment & supplies mfg	339114		06/85	230.0	231.0	228.6	6.6	-1.0

See footnotes at end of table.

Table 5. Producer price indexes for the net output of selected industries and their products, not seasonally adjusted —Continued

Industry and product[1]	Industry code	Product code	Index base	Index			Percent change to Oct. 2006 from:	
				June 2006[2]	Sep. 2006[2]	Oct. 2006[2]	Oct. 2005	Sep. 2006
Dental equipment & supplies mfg—Continued								
Primary products		339114-P	06/85	216.1	217.1	214.3	7.4	-1.3
Dental professional equipment and supplies		339114-1	06/97	129.5	130.2	128.4	7.6	-1.4
Professional dental equipment		339114-11	06/85	195.1	195.1	195.1	5.3	0
Professional dental supplies		339114-12	06/85	197.0	199.0	194.1	9.8	-2.5
Dental laboratory equipment and supplies		339114-3	06/85	197.5	198.1	195.9	6.7	-1.1
Secondary products and miscellaneous receipts		339114-SM						
Miscellaneous receipts		339114-M	06/85	180.9	181.5	181.5	3.7	0
Secondary products		339114-S	06/85	([3])	([3])	([3])	([3])	([3])
Ophthalmic goods mfg	339115		12/83	131.7	131.8	131.7	3.2	-.1
Primary products		339115-P	12/83	129.8	129.8	129.7	2.5	-.1
Other ophthalmic goods, incl prescription lens grinding (except 1-hour labs)		339115-B	12/83	125.0	125.0	124.6	.1	-.3
Ophthalmic fronts and temples		339115-1	12/83	162.5	162.5	162.8	([3])	.2
Glass ophthalmic focus lenses		339115-2	12/83	126.0	126.0	126.0	-.6	0
Plastic ophthalmic focus lenses		339115-3	12/83	109.8	109.8	110.0	4.9	.2
Contact lenses		339115-7	12/83	105.7	105.7	105.7	3.1	0
Secondary products and miscellaneous receipts		339115-SM						
Miscellaneous receipts		339115-M	01/84	168.1	168.4	168.4	([3])	0
Secondary products		339115-S	12/83	112.0	112.0	112.0	([3])	0
Other miscellaneous mfg	3399		12/85	142.0	142.7	143.1	2.8	.3
Jewelry & silverware mfg	33991		12/85	146.6	147.1	146.6	4.1	-.3
Jewelry (except costume) mfg	339911		12/85	145.2	146.0	145.5	4.6	-.3
Primary products		339911-P	12/85	144.4	145.4	144.4	5.1	-.7
Jewelry made of solid platinum metals and solid karat gold		339911-1	12/85	148.9	149.8	149.1	6.3	-.5
Rings, complete		339911-111	12/85	139.4	142.2	143.0	7.4	.6
Wedding rings		339911-11112	12/85	126.8	127.6	126.4	4.1	-.9
Other rings		339911-11114	12/85	135.7	139.3	141.1	9.0	1.3
Ring mountings		339911-115	12/85	163.1	168.4	155.7	15.0	-7.5
Women's and children's jewelry, excl watch attachments and rings		339911-131	12/85	154.6	153.1	153.3	1.4	.1
Other jewelry worn or carried, religious jewelry, cigar cases and lighters, compacts, etc.		339911-198	12/85	156.4	154.2	([3])	([3])	([3])
Jewelry made of silver (including platinum metals and karat gold clad to silver)		339911-3	12/91	101.9	109.2	105.5	4.4	-3.4
Other jewelry, except costume jewelry		339911-4	12/91	115.2	110.7	110.7	-3.9	0
Secondary products and miscellaneous receipts		339911-SM						
Secondary products		339911-S	12/85	159.0	159.0	159.0	-2.8	0
Silverware & hollowware mfg	339912		06/85	163.0	163.7	164.8	3.2	.7
Primary products		339912-P	06/85	165.1	166.2	166.7	2.4	.3
Hollowware, including ecclesiastical ware, novelties, trophies, and other plated		339912-1	06/85	183.2	184.2	185.7	4.3	.8
Flatware and carving sets made wholly of metal		339912-3	06/85	152.0	153.1	153.1	1.1	0
Secondary products and miscellaneous receipts		339912-SM						
Miscellaneous receipts		339912-M	12/00	([3])	([3])	([3])	([3])	([3])
Jewelers' material & lapidary work mfg	339913		06/85	147.4	146.6	144.2	7.3	-1.6
Primary products		339913-P	06/85	144.4	143.3	140.9	5.9	-1.7
Jewelers' findings and materials made of precious metals		339913-3	12/91	148.5	148.3	142.6	9.8	-3.8
Jewelers' findings and materials made of base metals		339913-4	12/91	112.8	113.5	113.5	3.6	0
Secondary products and miscellaneous receipts		339913-SM						
Secondary products		339913-S	06/85	209.0	211.1	208.5	26.7	-1.2
Costume jewelry & novelty mfg	339914		06/85	137.4	137.4	137.3	.1	-.1
Primary products		339914-P	12/03	105.8	105.8	105.7	.1	-.1
Costume jewelry and costume novelties		339914-1	12/03	105.8	105.8	105.7	.1	-.1
Secondary products and miscellaneous receipts		339914-SM						
Sporting & athletic goods mfg	33992		12/03	103.8	103.9	106.1	4.0	2.1
Sporting & athletic goods mfg	339920		12/85	127.1	127.2	129.8	4.0	2.0
Primary products		339920-P	12/85	128.7	128.8	131.8	4.4	2.3
Fishing tackle and equipment		339920-1	12/85	158.8	162.3	165.5	4.2	2.0
Golf equipment		339920-2	12/85	126.0	126.0	132.7	5.6	5.3
Golf clubs		339920-242	12/85	([3])	([3])	([3])	([3])	([3])
Other golf equipment, such as golf balls, bags, carts, tees, shafts, etc.		339920-299	12/85	206.8	206.8	226.8	10.1	9.7
Playground equipment		339920-3	06/92	142.2	142.2	142.2	3.8	0
Gymnasium and exercise equipment		339920-6	06/92	108.7	109.9	109.9	6.5	0
Other sporting and athletic goods		339920-9	12/85	123.3	122.4	124.1	2.4	1.4
Secondary products and miscellaneous receipts		339920-SM						
Miscellaneous receipts		339920-M	12/85	113.0	113.0	113.0	1.3	0
Secondary products		339920-S	12/85	127.5	126.8	128.7	5.0	1.5
Doll, toy & game mfg	33993		12/03	102.7	103.2	102.9	1.2	-.3

See footnotes at end of table.

Table 5. Producer price indexes for the net output of selected industries and their products, not seasonally adjusted —Continued

Industry and product[1]	Industry code	Product code	Index base	Index June 2006[2]	Index Sep. 2006[2]	Index Oct. 2006[2]	Percent change to Oct. 2006 from: Oct. 2005	Percent change to Oct. 2006 from: Sep. 2006
Doll & stuffed toy mfg	339931		12/85	129.0	129.0	129.0	2.1	0.0
Primary products		339931-P	12/85	130.7	130.7	130.7	2.3	0
Dolls and stuffed toys		339931-1	12/85	130.7	130.7	130.7	2.3	0
Secondary products and miscellaneous receipts		339931-SM						
Game, toy, & children's vehicle mfg	339932		06/85	123.4	124.2	123.7	1.1	-.4
Primary products		339932-P	06/85	122.9	123.0	122.9	1.0	-.1
Baby carriages and children's vehicles, except bicycles		339932-3	06/85	103.4	([3])	103.4	2.4	([3])
Toys, excluding games, hobbies, and electronic toys		339932-4	06/85	114.7	114.7	114.7	1.3	0
Other toys incl. doll carriages & furniture, & infant toys		339932-427	06/99	100.5	100.5	100.5	1.8	0
Pre-school toys, n.e.c., excluding infant toys		339932-433	06/85	125.4	([3])	([3])	([3])	([3])
Housekeeping and cooking toys, including tea sets and play tools		339932-443	06/85	([3])	([3])	([3])	([3])	([3])
Hobbies, models: craft kits, sets, & individual units; scientific equip., kits or sets		339932-5	06/85	149.4	149.9	149.8	1.1	-.1
Operating models (cars, boats, railroads, etc.) incl. plastic static model		339932-513	06/99	124.2	124.9	124.8	1.9	-.1
Nonelectronic games		339932-6	06/99	101.5	101.5	101.5	0	0
Secondary products and miscellaneous receipts		339932-SM						
Miscellaneous receipts		339932-M	11/85	122.8	122.8	122.8	0	0
Secondary products		339932-S	06/85	127.6	138.0	133.3	4.5	-3.4
Office supplies (exc paper) mfg	33994		12/85	135.7	136.2	135.8	0	-.3
Pen & mechanical pencil mfg	339941		12/85	165.4	166.8	166.7	2.4	-.1
Primary products		339941-P	12/85	167.1	168.2	168.2	2.3	0
Pens, ballpoint & roller		339941-1	12/85	160.3	160.3	160.3	2.6	0
Markers		339941-3	06/93	127.5	130.8	130.8	2.9	0
Other pens, mechanical pencils, and parts		339941-5	06/93	139.1	139.2	139.1	.6	-.1
Secondary products and miscellaneous receipts		339941-SM						
Miscellaneous receipts		339941-M	12/85	162.6	165.4	164.8	2.9	-.4
Lead pencil & art good mfg	339942		12/03	101.2	101.2	101.2	-1.1	0
Primary products		339942-P	12/03	99.4	99.4	99.4	-1.6	0
Artists' equipment		339942-3	12/03	104.0	104.1	104.0	1.9	-.1
Secondary products and miscellaneous receipts		339942-SM						
Miscellaneous receipts		339942-M	12/03	100.7	100.7	100.7	.6	0
Secondary Products		339942-S	12/03	106.2	106.2	106.2	-.1	0
Marking device mfg	339943		12/85	141.8	142.1	142.1	.7	0
Primary products		339943-P	12/85	142.6	142.8	142.9	.8	.1
Marking devices		339943-A	12/85	142.6	142.8	142.9	.8	.1
Plastics & rubber dies, hand stamps, typeholders, & permanently inked stamps		339943-11	12/85	146.4	146.4	146.4	0	0
Mechanical hand stamps, self inkers, incl. daters and wheel-band goods		339943-12	12/85	160.7	161.1	161.4	.6	.2
Other hand stamps & marking devices, incl. embossing dies & seals		339943-13	12/05	101.1	101.3	101.3	([3])	0
Secondary products and miscellaneous receipts		339943-SM						
Miscellaneous receipts		339943-M	12/85	132.6	133.9	133.9	1.0	0
Secondary products		339943-S	12/85	138.0	([3])	([3])	([3])	([3])
Carbon paper & inked ribbon mfg	339944		12/85	108.6	109.0	107.2	-3.8	-1.7
Carbon paper & inked ribbon		339944-P	12/85	109.1	109.4	107.5	-4.0	-1.7
Inked ribbons		339944-1	12/85	91.3	91.5	89.7	-4.5	-2.0
Carbon and stencil paper		339944-2	12/85	132.8	132.8	132.8	0	0
Secondary products and miscellaneous receipts		339944-SM						
Miscellaneous receipts		339944-M	12/02	96.9	([3])	97.3	-1.5	([3])
Sign mfg	33995		12/03	106.8	107.7	107.5	1.8	-.2
Sign mfg	339950		12/85	155.3	156.6	156.4	1.8	-.1
Primary products		339950-P	12/85	152.1	153.6	153.1	1.7	-.3
Electric signs		339950-1	12/85	154.6	([3])	154.8	3.5	([3])
Luminous tubing signs		339950-101	12/85	124.5	([3])	125.0	1.7	([3])
Fluorescent signs		339950-102	12/85	186.5	([3])	187.0	8.8	([3])
Incandescent bulb electric signs and other electric signs		339950-105	06/99	108.1	([3])	108.1	1.2	([3])
Non-electric signs		339950-2	12/85	159.4	162.6	161.6	1.2	-.6
Metal signs and displays		339950-211	06/99	116.8	124.5	122.0	3.7	-2.0
Other non-electric signs		339950-213	06/99	113.8	113.8	113.8	0	0
Wood signs and displays		339950-215	06/99	126.8	([3])	128.1	1.0	([3])
Advertising specialties		339950-3	12/85	([3])	([3])	([3])	([3])	([3])
Secondary products and miscellaneous receipts		339950-SM						
Miscellaneous receipts		339950-M	12/85	180.7	([3])	183.3	2.9	([3])
Secondary products		339950-S	12/85	171.2	([3])	171.2	0	([3])
All other misc mfg	33999		12/03	106.5	107.2	107.5	3.3	.3
Gasket, packing, & sealing device mfg	339991		12/85	149.7	151.5	151.9	2.5	.3
Primary products		339991-P	12/85	154.9	156.9	157.4	2.7	.3
Compression packings		339991-4	12/85	183.0	182.9	([3])	([3])	([3])

See footnotes at end of table.

Table 5. Producer price indexes for the net output of selected industries and their products, not seasonally adjusted —Continued

Industry and product[1]	Industry code	Product code	Index base	Index June 2006[2]	Index Sep. 2006[2]	Index Oct. 2006[2]	Percent change to Oct. 2006 from: Oct. 2005	Percent change to Oct. 2006 from: Sep. 2006
Gasket, packing, & sealing device mfg—Continued								
Nonmetallic gaskets and gasketing		339991-5	12/85	163.7	167.5	166.6	3.1	-0.5
Elastomeric, all material		339991-515	12/85	141.1	141.1	140.7	.1	-.3
Other non-metallic, n.e.c.		339991-529	12/85	141.2	145.6	144.7	4.3	-.6
Molded packing and sealing devices		339991-6	12/85	142.3	144.9	144.8	2.7	-.1
O-rings (including spliced; excluding metal)		339991-621	12/85	124.7	([3])	124.7	0	([3])
All other molded packing and seals (including leather and plastic seals)		339991-635	12/85	154.7	158.6	158.5	3.8	-.1
Metallic gaskets and machined seals		339991-7	12/85	211.3	211.3	212.6	1.1	.6
Axial mechanical face seals		339991-8	12/85	160.9	160.9	168.0	8.9	4.4
Rotary oil seals		339991-9	12/90	112.0	114.0	114.2	2.2	.2
Secondary products and miscellaneous receipts		339991-SM						
Secondary products		339991-S	12/85	([3])	([3])	([3])	([3])	([3])
Musical instrument mfg	339992		06/85	189.4	191.7	190.3	2.8	-.7
Primary products		339992-P	06/85	188.9	191.3	189.8	2.7	-.8
Pianos		339992-1	06/85	214.1	214.1	214.1	-.1	0
Piano and organ parts		339992-3	06/85	193.7	193.7	([3])	([3])	([3])
Other musical instruments		339992-4	06/85	188.1	191.6	189.5	3.6	-1.1
Accessories and parts sold separately, excl. instrument cases and benches		339992-431	06/85	147.2	147.6	148.1	2.8	.3
All other instr., incl. electrical and nonelectrical woodwinds and brass winds		339992-499	06/99	112.5	115.2	113.3	3.8	-1.6
Secondary products and miscellaneous receipts		339992-SM						
Miscellaneous receipts		339992-M	06/85	218.3	219.2	219.2	4.2	0
Secondary products		339992-S	06/85	166.1	166.1	166.1	5.7	0
Fastener, button, needle, & pin mfg	339993		12/85	140.6	141.1	141.1	7.3	0
Primary products		339993-P	12/85	142.2	142.7	142.7	7.9	0
Buttons and parts, except for precious or semiprecious metals and stones		339993-1	12/85	138.4	139.2	139.2	3.0	0
Zippers and slide fasteners		339993-4	12/85	164.8	164.8	164.8	17.0	0
Needles, pins, fasteners, and similar notions		339993-6	12/85	125.3	126.0	126.0	2.9	0
Secondary products and miscellaneous receipts		339993-SM						
Miscellaneous receipts		339993-M	12/90	101.2	101.2	101.2	-9.4	0
Secondary products		339993-S	12/85	137.9	137.9	137.9	7.1	0
Broom, brush, & mop mfg	339994		12/85	155.9	157.0	157.2	5.2	.1
Primary products		339994-P	12/85	160.0	161.2	161.5	5.3	.2
Brooms, mops, and dusters		339994-1	12/85	168.1	170.1	170.9	2.5	.5
Paint and varnish brushes, rollers, and pads		339994-3	12/85	150.4	150.5	150.6	4.0	.1
Other brushes		339994-5	12/85	162.9	164.1	164.0	7.9	-.1
Secondary products and miscellaneous receipts		339994-SM						
Miscellaneous receipts		339994-M	12/92	121.6	122.4	122.4	2.7	0
Secondary products		339994-S	12/85	148.1	148.8	148.8	7.2	0
Burial caskets	339995		12/84	217.2	216.6	226.3	10.9	4.5
Primary products		339995-P	12/84	216.8	216.1	226.4	11.2	4.8
Metal caskets and coffins, completely lined and trimmed		339995-1	12/84	221.2	220.1	231.1	11.8	5.0
Steel caskets and coffins (excluding stainless steel)		339995-113	12/84	223.9	222.5	233.4	11.7	4.9
Other metal caskets and coffins (stainless steel, bronze, copper, etc.)		339995-115	12/84	217.7	217.6	229.3	12.2	5.4
Wood caskets and coffins, completely lined and trimmed, adult sizes only		339995-2	12/84	238.3	238.3	251.6	12.6	5.6
Other caskets and coffins and metal vaults		339995-3	12/84	160.9	160.9	160.9	2.1	0
Secondary products and miscellaneous receipts		339995-SM						
Miscellaneous receipts		339995-M	02/93	172.3	172.3	172.3	6.5	0
All other miscellaneous mfg	339999		12/85	138.7	139.2	138.8	1.5	-.3
Primary products		339999-P	12/85	142.1	142.7	142.3	2.3	-.3
Mirror and picture frames		339999-C	06/84	180.6	180.6	([3])	([3])	([3])
Miscellaneous fabricated products, nec		339999-H	12/85	143.4	144.9	145.0	2.5	.1
Chemical fire extinguishing equipment and parts		339999-1	12/85	200.3	200.3	206.1	10.9	2.9
Candles (including tapers)		339999-5	12/85	149.1	149.1	([3])	([3])	([3])
Feathers, plumes, and artificial flowers		339999-9	12/85	152.2	150.6	151.0	0	.3
Secondary products and miscellaneous receipts		339999-SM						
Secondary products		339999-S	12/85	138.0	138.0	137.5	9.1	-.4
Services industries								
Merchant wholesalers, durable goods	423		06/04	106.4	107.8	109.9	7.4	1.9
Merchant wholesalers, durable goods	423000		06/04	106.4	107.8	109.9	7.4	1.9
Primary services		423000-P	06/04	106.4	107.9	109.9	7.4	1.9
Wholesale distribution of durable goods		423000-1	06/04	106.4	107.9	109.9	7.4	1.9
Other receipts		423000-SM	06/04	105.7	106.1	108.1	3.8	1.9
Merchant wholesalers, nondurable goods	424		06/05	107.5	108.8	108.2	8.5	-.6
Merchant wholesalers, nondurable goods	424000		12/04	111.2	112.6	111.9	8.5	-.6
Primary services		424000-P	12/04	111.3	112.7	112.0	8.6	-.6

See footnotes at end of table.

Table 5. Producer price indexes for the net output of selected industries and their products, not seasonally adjusted —Continued

Industry and product[1]	Industry code	Product code	Index base	Index			Percent change to Oct. 2006 from:	
				June 2006[2]	Sep. 2006[2]	Oct. 2006[2]	Oct. 2005	Sep. 2006
Merchant wholesalers, nondurable goods—Continued								
Wholesale distribution of nondurable goods		424000-1	12/04	111.3	112.7	112.0	8.6	-0.6
Other receipts		424000-SM	12/04	100.6	100.2	98.5	-.9	-1.7
Wholesale trade agents and brokers	425		06/05	102.2	102.4	102.8	3.6	.4
Wholesale trade agents and brokers	4251		06/05	102.2	102.4	102.8	3.6	.4
Wholesale trade agents and brokers	42512		06/05	102.2	102.4	102.8	3.6	.4
Wholesale trade agents and brokers	425120		06/04	102.7	102.9	103.3	3.7	.4
Primary services		425120-P	06/04	102.2	102.5	102.9	3.3	.4
Wholesale trade brokerage fees and commissions		425120-1	06/04	102.2	102.5	102.9	3.3	.4
Other receipts		425120-SM	06/04	([3])	([3])	([3])	([3])	([3])
Material recyclers	429930		12/86	288.7	279.0	267.6	20.9	-4.1
Primary products		429930-P	12/86	291.5	281.0	268.6	20.2	-4.4
Ferrous metal scrap		429930-1	12/86	344.4	311.2	298.9	11.7	-4.0
Carbon steel scrap		429930-11	12/86	349.6	310.8	298.3	8.0	-4.0
Heavy melting scrap		429930-111	12/86	325.0	292.0	293.8	9.1	.6
Carbon steel scrap bundles		429930-112	12/86	389.8	324.7	283.4	6.5	-12.7
Shredded carbon steel scrap		429930-113	12/86	234.1	220.2	210.6	6.3	-4.4
Cut plate and structural scrap		429930-114	12/86	346.0	303.5	284.1	.7	-6.4
Other carbon steel scrap		429930-115	12/86	442.1	390.7	385.0	3.9	-1.5
Stainless and alloy steel scrap		429930-12	12/86	377.2	487.2	473.5	86.6	-2.8
Cast iron scrap		429930-13	12/86	192.4	176.9	174.7	-1.8	-1.2
Other ferrous scrap		429930-14	06/06	100.0	88.8	86.2	([3])	-2.9
Nonferrous metal scrap		429930-2	12/86	376.9	366.7	345.5	36.6	-5.8
Copper base scrap		429930-21	12/86	493.2	487.7	481.6	66.1	-1.3
No 1 copper wire, heavy		429930-211	12/86	433.8	441.6	426.2	82.7	-3.5
No 2 copper wire, mixed		429930-212	12/86	564.5	555.0	534.7	59.4	-3.7
Yellow brass scrap		429930-213	12/86	514.9	494.3	511.7	77.9	3.5
Other copper and brass scrap, including red brass		429930-214	12/86	468.9	457.0	448.2	33.3	-1.9
Aluminum base scrap		429930-22	12/86	243.1	225.1	221.1	24.2	-1.8
Solids and clippings, new aluminum base scrap		429930-221	12/86	214.4	201.6	196.7	14.8	-2.4
Borings, turnings, and other new aluminum base scrap		429930-222	06/96	([3])	145.0	139.3	31.9	-3.9
Used beverage can scrap		429930-223	12/86	267.8	249.3	245.1	31.8	-1.7
Other old aluminum base scrap		429930-224	12/86	218.9	198.8	199.0	31.5	.1
Other nonferrous scrap (including lead, zinc and precious metals)		429930-23	12/86	1206.1	1202.7	1080.3	44.0	-10.2
Wastepaper		429930-3	12/86	126.0	135.2	133.2	6.7	-1.5
News wastepaper		429930-31	12/86	107.9	114.6	113.9	2.3	-.6
Mixed wastepaper		429930-32	12/86	511.1	546.9	544.6	4.6	-.4
Corrugated wastepaper		429930-33	12/86	117.6	120.4	110.4	16.2	-8.3
High grades wastepaper (pulp substitutes and deinking)		429930-34	12/86	125.3	143.0	146.9	15.5	2.7
Wastepaper exports (all grades)		429930-35	12/86	157.0	172.8	175.8	5.5	1.7
Recyclable materials, excluding metals and paper		429930-4	12/86	142.9	143.2	136.5	-8.5	-4.7
Recyclable textiles, including rags, textile scrap, and wiping cloths		429930-41	06/06	100.0	102.9	101.4	([3])	-1.5
Recyclable plastics		429930-42	06/96	172.0	170.3	165.8	-3.4	-2.6
Recyclable glass		429930-43	06/96	([3])	146.2	128.4	-12.1	-12.2
Other recyclable materials		429930-44	06/06	100.0	101.1	98.7	([3])	-2.4
Other receipts		429930-SM						
Miscellaneous receipts		429930-M	12/86	([3])	155.9	158.8	([3])	1.9
Motor vehicle and parts dealers	441		12/03	114.7	113.4	112.7	4.9	-.6
Automobile dealers	4411		12/03	111.8	111.2	110.9	4.1	-.3
New car dealers	44111		12/99	123.4	122.8	122.5	4.2	-.2
New car dealers	441110		12/99	123.4	122.8	122.5	4.2	-.2
Primary services		441110-P	12/99	124.0	123.3	123.0	4.1	-.2
Vehicle sales		441110-1	12/99	102.2	100.4	99.4	-1.2	-1.0
New vehicle sales		441110-101	12/99	96.1	93.3	92.6	-2.9	-.8
Service labor and parts		441110-2	12/99	138.5	138.6	138.7	6.9	.1
Other receipts		441110-SM	12/99	122.4	121.9	121.7	2.9	-.2
Recreational vehicle dealers	44121		06/01	139.6	135.9	114.9	-6.0	-15.5
Recreational vehicle dealers	441210		06/01	139.6	135.9	114.9	-6.0	-15.5
Primary services		441210-P	06/01	139.7	136.0	115.0	-6.0	-15.4
Recreational vehicle dealer services		441210-1	06/01	139.7	136.0	115.0	-6.0	-15.4
Boat dealers	441222		06/01	124.9	124.6	124.7	-.2	.1
Primary services		441222-P	06/01	125.3	125.0	125.1	-.2	.1
Boat dealer services		441222-1	06/01	125.3	125.0	125.1	-.2	.1
Other receipts		441222-SM	06/01	100.0	100.0	100.0	0	0

See footnotes at end of table.

Table 5. Producer price indexes for the net output of selected industries and their products, not seasonally adjusted —Continued

Industry and product[1]	Industry code	Product code	Index base	Index June 2006[2]	Index Sep. 2006[2]	Index Oct. 2006[2]	Percent change to Oct. 2006 from: Oct. 2005	Percent change to Oct. 2006 from: Sep. 2006
Automotive parts, accessories and tire stores	4413		12/01	130.2	125.8	125.8	10.4	0.0
Automotive parts and accessories stores	44131		12/03	127.9	122.1	121.6	13.3	-.4
Automotive parts and accessories stores	441310		12/03	127.9	122.1	121.6	13.3	-.4
Primary services		441310-P	12/03	128.0	122.1	121.6	13.3	-.4
Automotive parts and accessories store services		441310-1	12/03	128.0	122.1	121.6	13.3	-.4
Tire dealers	44132		12/03	119.4	118.7	120.0	4.7	1.1
Tire dealers	441320		12/03	119.4	118.7	120.0	4.7	1.1
Primary services		441320-P	12/03	119.4	118.7	120.0	4.7	1.1
Tire dealer services		441320-1	12/03	119.4	118.7	120.0	4.7	1.1
Furniture and home furnishings stores	442		12/03	116.8	118.9	120.0	4.3	.9
Furniture stores	4421		12/03	112.4	112.6	114.5	3.4	1.7
Furniture stores	44211		12/03	112.4	112.6	114.5	3.4	1.7
Furniture stores	442110		06/03	113.9	114.1	116.1	3.5	1.8
Primary services		442110-P	06/03	113.9	114.1	116.1	3.5	1.8
Furniture store services		442110-1	06/03	113.9	114.1	116.1	3.5	1.8
Other receipts		442110-SM	12/03	([3])	([3])	([3])	([3])	([3])
Floor covering stores	44221		12/03	122.8	127.6	127.5	5.2	-.1
Floor covering stores	442210		06/03	124.6	129.5	129.3	5.1	-.2
Primary services		442210-P	06/03	124.6	129.5	129.3	5.1	-.2
Floor covering store services		442210-1	06/03	124.6	129.5	129.3	5.1	-.2
Electronics and appliance stores	443		12/03	96.9	96.1	100.5	.3	4.6
Appliance, TV and other electronics stores	44311		12/03	102.7	98.9	106.3	1.2	7.5
Household appliance stores	443111		06/03	102.3	108.0	106.0	1.1	-1.9
Primary services		443111-P	06/03	102.3	108.0	106.0	1.1	-1.9
Household appliance store services		443111-1	06/03	102.3	108.0	106.0	1.1	-1.9
Radio, TV, and other electronics stores	443112		06/03	97.7	89.7	100.9	1.3	12.5
Primary services		443112-P	06/03	97.7	89.7	100.9	1.3	12.5
Radio, television, and other electronics store services		443112-1	06/03	97.7	89.7	100.9	1.3	12.5
Computer and software stores	44312		12/03	86.0	90.5	89.9	-3.6	-.7
Computer and software stores	443120		06/03	83.8	88.1	87.6	-3.6	-.6
Primary services		443120-P	06/03	83.8	88.1	87.6	-3.6	-.6
Computer and software store services		443120-1	06/03	83.8	88.1	87.6	-3.6	-.6
Camera and photographic supplies stores	44313		12/03	94.7	99.5	98.9	20.8	-.6
Camera and photographic supplies stores	443130		06/00	99.8	104.8	104.1	20.6	-.7
Primary services		443130-P	06/00	103.5	108.9	108.2	21.4	-.6
Camera and photographic supplies store services		443130-1	06/00	103.5	108.9	108.2	21.4	-.6
Other receipts		443130-SM	06/00	87.1	87.1	87.1	0	0
Bldg material and garden equip and supp dealers	444		12/03	121.2	124.5	119.7	8.2	-3.9
Building material and supplies dealers	4441		12/03	122.8	127.2	121.5	9.3	-4.5
Home centers	44411		12/03	123.8	124.5	124.9	16.2	.3
Home centers	444110		12/03	123.8	124.5	124.9	16.2	.3
Primary services		444110-P	12/03	123.8	124.5	124.9	16.2	.3
Home center services		444110-1	12/03	123.8	124.5	124.9	16.2	.3
Paint and wallpaper stores	44412		12/03	106.1	104.3	104.4	2.8	.1
Paint and wallpaper stores	444120		06/03	108.5	106.7	106.8	2.8	.1
Primary services		444120-P	06/03	108.5	106.7	106.8	2.8	.1
Paint and wallpaper store services		444120-1	06/03	108.5	106.7	106.8	2.8	.1
Hardware stores	44413		12/03	115.7	113.6	112.7	4.4	-.8
Hardware stores	444130		06/03	116.2	114.1	113.1	4.3	-.9
Primary services		444130-P	06/03	116.2	114.1	113.1	4.3	-.9
Hardware store services		444130-1	06/03	116.2	114.1	113.1	4.3	-.9

See footnotes at end of table.

Table 5. Producer price indexes for the net output of selected industries and their products, not seasonally adjusted —Continued

Industry and product[1]	Industry code	Product code	Index base	Index			Percent change to Oct. 2006 from:	
				June 2006[2]	Sep. 2006[2]	Oct. 2006[2]	Oct. 2005	Sep. 2006
Other building material dealers	44419		12/03	125.3	133.0	123.3	7.9	-7.3
Other building material dealers	444190		12/03	125.3	133.0	123.3	7.9	-7.3
Primary services		444190-P	12/03	125.3	133.0	123.3	7.9	-7.3
Other building material dealer services		444190-1	12/03	125.3	133.0	123.3	7.9	-7.3
Lawn and garden equip and supplies stores	4442		12/03	113.1	110.9	110.8	2.9	-.1
Nursery, garden and farm supply stores	44422		12/03	113.1	110.9	110.8	2.9	-.1
Nursery, garden, and farm supply stores	444220		12/02	120.2	117.9	117.7	2.8	-.2
Primary services		444220-P	12/02	120.0	117.7	117.5	2.8	-.2
Nursery, garden center, and farm supply store services		444220-1	12/02	120.0	117.7	117.5	2.8	-.2
Food and beverage stores	445		12/99	132.9	134.6	132.8	-1.6	-1.3
Grocery stores	4451		12/03	112.3	113.5	112.0	-2.2	-1.3
Grocery (except convenience) stores	44511		12/03	112.3	113.5	112.0	-2.2	-1.3
Grocery (except convenience) stores	445110		12/99	134.1	135.5	133.7	-2.2	-1.3
Primary services		445110-P	12/99	134.1	135.5	133.8	-2.2	-1.3
Supermarkets and other grocery stores		445110-3	12/99	132.9	134.3	132.5	-2.2	-1.3
Meat department		445110-301	12/99	119.9	112.4	104.7	-5.2	-6.9
Produce department		445110-302	12/99	155.7	174.8	164.2	-.4	-6.1
Bakery department		445110-303	12/99	144.1	145.1	139.2	-2.4	-4.1
Dairy department		445110-304	12/99	123.7	117.3	121.8	-3.1	3.8
Frozen foods department		445110-306	12/99	99.2	99.1	100.0	-18.5	.9
Edible grocery department		445110-307	12/99	132.5	135.0	134.9	-7.2	-.1
Nonedible grocery department		445110-308	12/99	130.6	136.6	139.8	11.6	2.3
Health and beauty care department		445110-309	12/99	135.2	126.4	120.7	-4.3	-4.5
General merchandise department		445110-311	12/99	160.3	158.6	162.5	7.9	2.5
Specialty food stores	4452		12/03	111.0	118.5	113.9	5.0	-3.9
Specialty food stores	445200		12/03	111.0	118.5	113.9	5.0	-3.9
Primary services		445200-P	12/03	111.0	118.4	113.8	5.0	-3.9
Specialty food store services		445200-1	12/03	111.0	118.4	113.8	5.0	-3.9
Beer, wine, and liquor stores	4453		06/00	112.0	112.2	113.1	1.5	.8
Beer, wine, and liquor stores	44531		06/00	112.0	112.2	113.1	1.5	.8
Beer, wine, and liquor stores	445310		06/00	112.0	112.2	113.1	1.5	.8
Primary services		445310-P	06/00	112.0	112.2	113.1	1.4	.8
Beer, wine, and liquor store services		445310-1	06/00	112.0	112.2	113.1	1.4	.8
Health and personal care stores	446		12/03	118.7	119.8	119.2	11.4	-.5
Health and personal care stores	4461		12/03	118.7	119.8	119.2	11.4	-.5
Pharmacies and drug stores	44611		06/00	141.8	142.8	142.7	12.8	-.1
Pharmacies and drug stores	446110		06/00	141.8	142.8	142.7	12.8	-.1
Primary services		446110-P	06/00	141.8	142.8	142.7	12.8	-.1
Sales of prescription drugs		446110-1	06/00	180.2	179.4	179.4	11.9	0
Sales of over-the-counter drugs and all other goods		446110-4	06/00	111.9	114.2	114.1	13.9	-.1
Sales of over-the-counter drugs		446110-41	06/00	92.9	92.9	92.9	-12.2	0
Sales of all other goods		446110-42	06/00	119.2	122.3	122.3	24.7	0
Optical goods stores	44613		12/03	101.6	101.6	101.6	.7	0
Optical goods stores	446130		06/00	104.2	104.2	104.2	.7	0
Primary services		446130-P	06/00	104.3	104.3	104.3	.8	0
Optical goods store services		446130-1	06/00	104.3	104.3	104.3	.8	0
Other receipts		446130-SM	06/00	103.4	103.4	([3])	([3])	([3])
Food (health) supplement stores	446191		12/99	165.6	171.6	164.8	7.9	-4.0
Primary services		446191-P	12/99	165.6	171.6	164.8	7.9	-4.0
Food (health) supplement store services		446191-1	12/99	165.6	171.6	164.8	7.9	-4.0
Gasoline stations	447		06/01	44.7	65.9	52.7	-18.4	-20.0
Gasoline stations	4471		06/01	44.7	65.9	52.7	-18.4	-20.0
Gasoline stations with convenience stores	44711		12/03	102.3	134.6	106.6	-17.5	-20.8

See footnotes at end of table.

Table 5. Producer price indexes for the net output of selected industries and their products, not seasonally adjusted —Continued

Industry and product[1]	Industry code	Product code	Index base	Index June 2006[2]	Index Sep. 2006[2]	Index Oct. 2006[2]	Percent change to Oct. 2006 from: Oct. 2005	Percent change to Oct. 2006 from: Sep. 2006
Gasoline stations with convenience stores	447110		12/03	102.3	134.6	106.6	-17.5	-20.8
Primary services		447110-P	12/03	102.3	134.9	106.7	-17.6	-20.9
Gasoline stations with convenience store services		447110-1	12/03	102.3	134.9	106.7	-17.6	-20.9
Other receipts		447110-SM	12/03	([3])	([3])	([3])	([3])	([3])
Other gasoline stations	44719		12/03	41.8	153.8	128.3	-22.9	-16.6
Other gasoline stations	447190		12/03	41.8	153.8	128.3	-22.9	-16.6
Primary services		447190-P	06/01	16.1	59.3	49.5	-22.8	-16.5
Other gasoline station services		447190-1	06/01	16.1	59.3	49.5	-22.8	-16.5
Clothing and clothing accessories stores	448		12/03	104.7	106.8	108.8	4.7	1.9
Clothing stores	4481		12/03	103.4	104.5	105.8	3.2	1.2
Men's clothing stores	44811		12/03	97.1	101.4	99.5	-3.6	-1.9
Men's clothing stores	448110		06/02	100.6	105.1	103.1	-3.6	-1.9
Primary services		448110-P	06/02	100.6	105.1	103.1	-3.6	-1.9
Men's clothing store services		448110-1	06/02	100.6	105.1	103.1	-3.6	-1.9
Women's clothing stores	44812		12/03	111.7	107.3	111.3	8.9	3.7
Women's clothing stores	448120		06/03	114.1	109.6	113.7	8.9	3.7
Primary services		448120-P	06/03	114.1	109.6	113.7	8.9	3.7
Women's clothing store services		448120-1	06/03	114.1	109.6	113.7	8.9	3.7
Family clothing stores	44814		12/03	102.1	104.3	105.5	3.1	1.2
Family clothing stores	448140		06/03	108.3	110.6	111.8	3.0	1.1
Primary services		448140-P	06/03	108.3	110.6	111.8	3.0	1.1
Family clothing store services		448140-1	06/03	108.3	110.6	111.8	3.0	1.1
Shoe stores	4482		12/03	104.9	109.3	120.0	11.8	9.8
Shoe stores	44821		12/03	104.9	109.3	120.0	11.8	9.8
Shoe stores	448210		06/02	107.0	111.5	122.5	11.9	9.9
Primary services		448210-P	06/02	107.0	111.5	122.5	11.9	9.9
Shoe store services		448210-1	06/02	107.0	111.5	122.5	11.9	9.9
Jewelry, luggage and leather goods stores	4483		12/03	109.1	113.1	110.6	4.0	-2.2
Jewelry stores	44831		12/03	108.8	113.5	110.6	4.1	-2.6
Jewelry stores	448310		06/00	118.2	123.3	120.1	4.1	-2.6
Primary services		448310-P	06/00	118.4	123.5	120.3	4.2	-2.6
Jewelry store services		448310-1	06/00	118.4	123.5	120.3	4.2	-2.6
Luggage and leather goods stores	44832		12/03	113.8	107.4	110.8	2.7	3.2
Luggage and leather goods stores	448320		06/00	110.5	104.2	107.6	2.8	3.3
Primary services		448320-P	06/00	110.5	104.2	107.6	2.8	3.3
Luggage and leather goods store services		448320-1	06/00	110.5	104.2	107.6	2.8	3.3
Sporting goods, hobby, book and music stores	451		12/03	99.1	97.8	98.9	2.5	1.1
Sporting goods/hobby/musical instrument stores	4511		12/03	104.3	102.9	103.1	3.1	.2
Sporting goods stores	45111		12/03	98.5	100.4	100.3	2.9	-.1
Sporting goods stores	451110		06/00	102.7	104.8	104.7	2.9	-.1
Primary services		451110-P	06/00	102.9	104.9	104.9	2.9	0
Sporting goods store services		451110-1	06/00	102.9	104.9	104.9	2.9	0
Hobby, toy and game stores	45112		12/03	110.9	104.6	105.2	2.9	.6
Hobby, toy, and game stores	451120		06/00	112.3	105.9	106.6	3.0	.7
Primary services		451120-P	06/00	112.4	106.0	106.6	3.0	.6
Hobby, toy, and game store services		451120-1	06/00	112.4	106.0	106.6	3.0	.6
Sewing, needlework and piece goods stores	45113		12/03	110.7	110.7	110.7	4.7	0
Sewing, needlework, and piece goods stores	451130		06/00	101.0	101.0	101.1	4.8	.1
Primary services		451130-P	06/00	101.0	101.0	101.0	4.7	0
Sewing, needlework, and piece goods store services		451130-1	06/00	101.0	101.0	101.0	4.7	0

See footnotes at end of table.

Table 5. Producer price indexes for the net output of selected industries and their products, not seasonally adjusted —Continued

Industry and product[1]	Industry code	Product code	Index base	Index			Percent change to Oct. 2006 from:	
				June 2006[2]	Sep. 2006[2]	Oct. 2006[2]	Oct. 2005	Sep. 2006
Book, periodical and music stores	4512		12/03	90.3	89.3	91.9	1.3	2.9
Book stores and news dealers	45121		12/03	93.5	93.3	93.3	1.5	0
Book stores	451211		06/00	116.3	116.0	116.0	1.5	0
Primary services		451211-P	06/00	116.3	116.0	116.0	1.5	0
Book store services		451211-1	06/00	116.3	116.0	116.0	1.5	0
Prerecorded tape, CD and record stores	45122		12/03	81.6	78.6	88.1	.7	12.1
Prerecorded tape, CD, and record stores	451220		06/03	79.8	76.8	86.0	.6	12.0
Primary services		451220-P	06/03	79.8	76.8	86.0	.6	12.0
Prerecorded tape, CD, and record store services		451220-1	06/03	79.8	76.8	86.0	.6	12.0
General merchandise stores	452		12/03	99.8	106.3	104.8	-3.1	-1.4
Department stores	4521		12/03	106.5	105.4	107.1	-1.3	1.6
Department stores	45211		12/03	106.5	105.4	107.1	-1.3	1.6
Department stores, except discount	452111		12/03	103.3	99.7	106.3	-2.7	6.6
Primary services		452111-P	12/03	103.3	99.7	106.3	-2.7	6.6
Department store services, except discount department store		452111-1	12/03	103.3	99.7	106.3	-2.7	6.6
Discount department stores	452112		12/03	108.9	109.6	107.7	-.1	-1.7
Primary services		452112-P	06/02	119.9	120.8	118.6	-.2	-1.8
Discount department store services		452112-1	06/02	119.9	120.8	118.6	-.2	-1.8
Other general merchandise stores	4529		12/03	84.3	108.2	99.5	-7.4	-8.0
Other general merchandise stores	452900		12/03	84.3	108.2	99.5	-7.4	-8.0
Primary services		452900-P	12/03	84.3	108.2	99.5	-7.4	-8.0
Other general merchandise store services		452900-1	12/03	84.3	108.2	99.5	-7.4	-8.0
Florists	4531		12/03	100.4	105.0	105.1	5.2	.1
Florists	45311		12/03	100.4	105.0	105.1	5.2	.1
Florists	453110		06/00	108.7	113.7	113.7	5.2	0
Primary services		453110-P	06/00	108.7	113.7	113.7	5.2	0
Florist services		453110-1	06/00	108.7	113.7	113.7	5.2	0
Office supplies, stationery and gift stores	4532		12/03	104.0	101.3	105.9	2.8	4.5
Office supplies and stationery stores	45321		12/03	106.1	102.6	110.1	5.0	7.3
Office supplies and stationery stores	453210		06/00	134.3	129.9	139.4	5.0	7.3
Primary services		453210-P	06/00	135.0	130.3	140.2	5.1	7.6
Office supplies and stationery store services		453210-1	06/00	135.0	130.3	140.2	5.1	7.6
Gift, novelty and souvenir stores	45322		12/03	100.8	99.5	99.6	-.5	.1
Gift, novelty, and souvenir stores	453220		06/00	101.1	99.8	100.0	-.4	.2
Primary services		453220-P	06/00	101.1	99.8	100.0	-.4	.2
Gift, novelty, and souvenir store services		453220-1	06/00	101.1	99.8	100.0	-.4	.2
Manufactured (mobile) home dealers	45393		12/03	123.9	126.6	125.9	5.4	-.6
Manufactured (mobile) home dealers	453930		12/02	131.0	133.8	133.1	5.5	-.5
Primary services		453930-P	12/02	131.0	133.8	133.1	5.5	-.5
Manufactured (mobile) home dealer services		453930-1	12/02	131.0	133.8	133.1	5.5	-.5
Nonstore retailers	454		12/03	113.0	134.8	118.4	-3.0	-12.2
Electronic shopping and mail-order houses	454110		12/05	([3])	99.6	98.3	([3])	-1.3
Electronic shopping and mail-order house services		454110-1	12/05	([3])	100.0	98.7	([3])	-1.3
Vending machine operators	4542		12/03	105.4	105.5	106.6	2.6	1.0
Vending machine operators	45421		12/03	105.4	105.5	106.6	2.6	1.0
Vending machine operators	454210		06/00	111.6	111.8	113.0	2.6	1.1
Primary services		454210-P	06/00	111.7	111.8	113.0	2.6	1.1
Vending machine operator services		454210-1	06/00	111.7	111.8	113.0	2.6	1.1
Fuel dealers	45431		06/00	126.0	153.7	132.6	-22.7	-13.7

See footnotes at end of table.

Table 5. Producer price indexes for the net output of selected industries and their products, not seasonally adjusted —Continued

Industry and product[1]	Industry code	Product code	Index base	Index June 2006[2]	Index Sep. 2006[2]	Index Oct. 2006[2]	Percent change to Oct. 2006 from: Oct. 2005	Percent change to Oct. 2006 from: Sep. 2006
Fuel dealers	454310		06/00	126.0	153.6	132.6	-22.7	-13.7
Primary services		454310-P	06/00	128.5	156.8	135.3	-22.7	-13.7
Fuel dealer services		454310-1	06/00	128.5	156.8	135.3	-22.7	-13.7
Other receipts		454310-SM	06/00	86.9	90.0	90.0	0	0
Air transportation	481		12/92	185.4	171.0	175.6	1.1	2.7
Scheduled air transportation	4811		12/89	226.9	208.5	214.3	.9	2.8
Scheduled air transportation	48111		12/89	226.9	208.5	214.3	.9	2.8
Scheduled passenger air transportation	481111		12/89	236.7	215.0	222.4	1.2	3.4
Primary services		481111-P	12/89	256.9	233.3	241.4	1.8	3.5
Domestic		481111-1	12/89	268.4	242.9	252.8	2.3	4.1
First class, including business		481111-101	12/99	126.5	114.0	129.0	3.0	13.2
Coach		481111-102	12/99	155.1	140.5	143.5	2.1	2.1
International		481111-2	12/89	207.7	190.4	193.9	.4	1.8
Scheduled freight air transportation	481112		12/03	110.1	108.5	107.1	-1.2	-1.3
Primary services		481112-P	12/87	136.1	134.1	132.4	-1.2	-1.3
Property		481112-1	12/87	144.1	141.6	139.4	-1.2	-1.6
Mail		481112-2	12/87	110.4	110.3	110.4	-1.0	.1
Nonscheduled air transportation	4812		12/96	136.1	138.4	138.6	6.9	.1
Nonscheduled air transportation	48121		12/96	136.1	138.4	138.6	6.9	.1
Nonscheduled air transportation	481210		06/92	145.3	147.8	147.9	6.8	.1
Primary services		481210-P	12/00	118.7	120.4	120.8	7.3	.3
Passenger and freight charter, including air taxi		481210-5	12/00	118.7	120.4	120.8	7.3	.3
Other receipts		481210-SM	06/92	185.5	192.5	189.0	3.6	-1.8
Rail transportation	482		12/96	137.3	139.4	140.4	7.5	.7
Rail transportation	4821		12/96	137.3	139.4	140.4	7.5	.7
Rail transportation	48211		12/96	137.3	139.4	140.4	7.5	.7
Line-haul railroads	482111		12/84	153.1	155.5	156.6	7.5	.7
Primary services		482111-P	12/84	153.1	155.5	156.6	7.5	.7
Rail transportation, freight (Carload)		482111-1	12/96	140.7	142.6	143.9	8.0	.9
Rail transportation, freight (Intermodal)		482111-2	12/96	123.9	127.8	127.8	5.9	0
Rail transportation, passenger		482111-3	12/96	122.9	123.2	123.2	2.6	0
Coach service class		482111-306	06/05	109.2	109.6	109.6	2.9	0
All other service classes		482111-307	06/05	107.0	107.0	107.0	2.0	0
Water transportation	483		12/03	110.9	112.8	113.1	3.1	.3
Deep sea freight transportation	483111		06/88	233.7	235.1	234.9	.8	-.1
Primary services		483111-P	06/88	238.8	240.1	240.0	.8	0
Deep sea freight transportation		483111-5	06/88	238.8	240.1	240.0	.8	0
Coastal and Great Lakes freight transportation	483113		12/03	120.8	122.0	120.7	3.7	-1.1
Primary services		483113-P	12/03	120.0	121.5	119.0	2.7	-2.1
Coastal and intercoastal freight transportation		483113-1	12/03	121.6	123.1	123.1	5.6	0
Great Lakes - St. Lawrence Seaway freight transportation		483113-2	12/91	121.9	122.3	121.5	6.8	-.7
Coastal and intercoastal towing transportation		483113-3	12/03	118.6	120.5	111.4	-5.8	-7.6
Other receipts		483113-SM	12/03	124.6	124.6	129.0	8.5	3.5
Inland water transportation	4832		12/03	139.3	151.4	156.7	14.6	3.5
Inland water transportation	48321		12/03	139.3	151.4	156.7	14.6	3.5
Inland water freight transportation	483211		12/90	176.8	192.1	198.8	14.6	3.5
Primary services		483211-P	12/90	173.7	189.6	196.5	13.0	3.6
Inland waterways freight transportation (except towing)		483211-1	12/03	140.7	155.2	161.3	13.5	3.9
Inland waterways towing transportation		483211-2	12/03	123.2	126.8	130.0	10.5	2.5
Other receipts		483211-SM	12/03	184.4	185.5	([3])	([3])	([3])
Truck transportation	484		12/03	113.8	115.0	113.7	1.4	-1.1
General freight trucking	4841		12/03	114.9	116.2	114.5	1.3	-1.5
General freight trucking, local	48411		12/03	116.0	117.0	115.9	1.9	-.9
General freight trucking, local	484110		12/03	116.0	117.0	115.9	1.9	-.9
Primary services		484110-P	06/93	129.1	130.3	128.9	1.8	-1.1

See footnotes at end of table.

Table 5. Producer price indexes for the net output of selected industries and their products, not seasonally adjusted —Continued

Industry and product[1]	Industry code	Product code	Index base	Index June 2006[2]	Index Sep. 2006[2]	Index Oct. 2006[2]	Percent change to Oct. 2006 from: Oct. 2005	Percent change to Oct. 2006 from: Sep. 2006
General freight trucking, local—Continued								
General freight trucking, local		484110-1	06/93	129.1	130.3	128.9	1.8	-1.1
Other receipts		484110-SM	12/03	114.9	115.3	115.3	5.5	0
General freight trucking, long-distance	48412		12/03	114.7	116.0	114.2	1.2	-1.6
General freight trucking, long-distance, tl	484121		12/03	112.4	114.2	112.8	1.3	-1.2
Primary services		484121-P	06/92	128.0	130.0	128.4	1.3	-1.2
General freight trucking, long-distance, truckload		484121-2	06/92	128.0	130.0	128.4	1.3	-1.2
Other receipts		484121-SM	12/03	120.3	120.8	123.8	5.0	2.5
General freight trucking, long-distance, LTL	484122		12/03	119.2	119.7	117.1	.9	-2.2
Primary services		484122-P	06/92	202.0	202.8	198.3	.8	-2.2
General freight trucking, long-distance, less than truckload		484122-1	06/92	202.0	202.8	198.3	.8	-2.2
Other receipts		484122-SM	12/03	116.7	115.0	113.2	-2.6	-1.6
Specialized freight trucking	4842		12/03	111.7	112.6	112.2	1.8	-.4
Used household and office goods moving	48421		12/03	108.5	108.7	108.6	.8	-.1
Used household and office goods moving	484210		12/03	108.5	108.7	108.6	.8	-.1
Primary services		484210-P	12/03	108.3	108.5	108.4	.9	-.1
Used household and office goods moving, except local		484210-2	06/92	158.8	159.1	158.8	1.1	-.2
Used household and office goods moving, local		484210-4	12/03	105.1	105.4	105.4	.1	0
Other receipts		484210-SM	12/03	110.4	110.6	110.5	-.2	-.1
Specialized frgt (exc used) trucking, local	48422		12/03	112.2	112.6	113.3	3.5	.6
Specialized frgt (exc used) trucking, local	484220		12/03	112.2	112.7	113.3	3.5	.5
Primary services		484220-P	06/93	137.3	137.9	138.7	3.5	.6
Specialized freight (except used goods) trucking, local		484220-3	06/93	137.3	137.9	138.7	3.5	.6
Other receipts		484220-SM	12/03	105.8	([3])	105.8	1.1	([3])
Specialized frgt (exc used) trucking, ldist	48423		12/03	113.3	114.9	113.6	1.2	-1.1
Specialized frgt (exc used) trucking, ldist	484230		12/03	113.3	114.9	113.6	1.2	-1.1
Primary services		484230-P	06/01	115.2	116.8	115.5	1.2	-1.1
Specialized freight (except used goods) trucking, long-distance		484230-6	06/01	115.2	116.8	115.5	1.2	-1.1
Other receipts		484230-SM	12/03	119.6	120.8	119.0	1.9	-1.5
Pipeline transportation of crude oil	4861		12/03	120.3	123.6	123.6	7.1	0
Pipeline transportation of crude oil	48611		12/03	120.3	123.6	123.6	7.1	0
Pipeline transportation of crude oil	486110		06/86	133.4	137.0	137.0	7.1	0
Primary services		486110-P	06/86	132.8	136.5	136.5	7.5	0
Pipeline transportation of crude oil		486110-3	06/86	128.8	132.4	132.4	7.5	0
Trans-Alaskan Pipeline System transportation		486110-311	06/86	114.7	114.7	114.7	7.7	0
Pipeline transportation of crude petroleum, except on the TAPS		486110-312	06/86	150.6	156.7	156.7	7.4	0
Other receipts		486110-SM	06/86	141.7	144.8	144.8	4.0	0
Other pipeline transportation	4869		12/03	107.0	109.3	109.8	3.2	.5
Pipeline trans of ref petroleum products	48691		12/03	107.0	109.3	109.8	3.2	.5
Pipeline transportation of refined petroleum products	486910		06/86	122.4	125.1	125.7	3.3	.5
Primary services		486910-P	06/86	122.6	125.3	125.9	3.3	.5
Pipeline transportation of refined petroleum products		486910-1	06/86	124.4	127.1	127.7	3.2	.5
Transportation support activities	488		12/03	106.7	107.7	106.7	.6	-.9
Air transportation support activities	4881		12/96	139.8	140.2	138.6	.1	-1.1
Airport operations	48811		12/03	109.8	110.9	108.0	1.4	-2.6
Other airport operations	488119		12/03	109.8	110.9	108.0	1.4	-2.6
Primary services		488119-P	06/92	156.8	159.2	153.9	.7	-3.3
Lease space for concessions		488119-1	06/92	152.0	160.8	157.4	3.6	-2.1
Services rendered to air passenger and cargo carriers		488119-2	06/92	176.6	175.8	167.4	-.1	-4.8
Other airport services		488119-3	06/92	101.7	101.7	101.7	-2.4	0
Other receipts		488119-SM	06/92	155.9	155.2	154.3	3.3	-.6
Other air transportation support activities	48819		12/03	111.6	111.6	111.1	-.7	-.4
Other air transportation support activities	488190		12/03	111.6	111.5	111.1	-.6	-.4
Primary services		488190-P	06/92	142.8	142.7	142.1	-.8	-.4
Fuels and lubricants		488190-1	06/92	205.0	202.9	193.3	-10.0	-4.7

See footnotes at end of table.

Table 5. Producer price indexes for the net output of selected industries and their products, not seasonally adjusted —Continued

Industry and product[1]	Industry code	Product code	Index base	Index June 2006[2]	Index Sep. 2006[2]	Index Oct. 2006[2]	Percent change to Oct. 2006 from: Oct. 2005	Percent change to Oct. 2006 from: Sep. 2006
Other air transportation support activities—Continued								
Aircraft maintenance and repair		488190-2	06/92	135.5	135.6	135.6	0.6	0.0
Ramp service, aircraft parking, tiedown and storage		488190-3	06/92	124.4	124.7	124.7	2.3	0
Other aircraft services		488190-4	06/92	150.8	150.9	154.9	2.7	2.7
Other receipts		488190-SM	06/92	138.2	138.3	138.3	.2	0
Water transportation support activities	4883		12/03	107.2	107.6	108.8	3.7	1.1
Port and harbor operations	48831		12/03	108.2	108.2	109.8	2.6	1.5
Port and harbor operations	488310		12/03	108.2	108.2	109.8	2.6	1.5
Primary services		488310-P	12/03	108.5	108.5	110.3	2.8	1.7
Port and harbor services		488310-1	12/03	108.5	108.5	110.3	2.8	1.7
Other receipts		488310-SM	12/03	105.3	([3])	([3])	([3])	([3])
Marine cargo handling	48832		12/03	104.2	104.3	105.8	2.6	1.4
Marine cargo handling	488320		12/91	117.4	117.5	119.2	2.7	1.4
Primary services		488320-P	12/91	117.7	117.8	119.6	2.7	1.5
Movement of containers		488320-8	12/98	106.3	106.0	106.9	1.6	.8
Other marine cargo handling		488320-9	12/98	108.3	109.2	112.1	4.7	2.7
Other receipts		488320-SM	12/91	126.8	128.1	128.0	2.6	-.1
Navigational services to shipping	48833		12/03	114.5	116.3	116.1	7.0	-.2
Navigational services to shipping	488330		12/92	150.2	152.6	152.3	7.0	-.2
Primary services		488330-P	12/92	151.9	154.1	154.0	7.0	-.1
Vessel docking and undocking services		488330-3	12/92	141.8	141.1	142.6	5.1	1.1
Other tugging and towing services		488330-4	12/92	172.4	180.6	177.2	10.5	-1.9
Other receipts		488330-SM	12/92	140.2	146.3	142.9	6.6	-2.3
Freight transportation arrangement	4885		12/96	98.2	100.5	99.0	-.3	-1.5
Freight transportation arrangement	48851		12/96	98.2	100.5	99.0	-.3	-1.5
Freight transportation arrangement	488510		12/94	100.2	102.5	101.0	-.3	-1.5
Primary services		488510-P	12/94	100.0	102.4	100.8	-.3	-1.6
Freight forwarding		488510-1	12/94	97.9	101.3	99.8	-1.6	-1.5
Arrangement of freight and cargo n.e.c.		488510-2	12/94	102.0	103.5	102.0	.7	-1.4
Other receipts		488510-SM	06/01	([3])	([3])	([3])	([3])	([3])
Postal service	491		06/89	164.7	164.7	164.7	6.3	0
Postal service	4911		06/89	164.7	164.7	164.7	6.3	0
Postal service	49111		06/89	164.7	164.7	164.7	6.3	0
United States Postal Service	491110		06/89	164.7	164.7	164.7	6.3	0
Primary services		491110-P	06/89	164.7	164.7	164.7	6.3	0
First class mail		491110-1	06/89	154.5	154.5	154.5	5.2	0
Letter mail		491110-111	06/89	150.4	150.4	150.4	5.2	0
Post cards		491110-112	06/89	162.7	162.7	162.7	4.9	0
Priority mail		491110-113	06/89	181.6	181.6	181.6	5.4	0
Periodicals (second class mail)		491110-2	06/89	213.0	213.0	213.0	5.2	0
In county mail		491110-211	06/89	137.0	137.0	137.0	-3.6	0
Regular rate mail		491110-212	06/89	217.0	217.0	217.0	5.3	0
Nonprofit rate mail		491110-213	06/89	220.2	220.2	220.2	5.9	0
Classroom rate mail		491110-214	06/89	152.9	152.9	152.9	5.7	0
Periodical mailing fees		491110-299	06/89	93.8	93.8	93.8	8.4	0
Standard class A (third class mail)		491110-3	06/89	185.5	185.5	185.5	9.3	0
Regular bulk mail		491110-312	06/89	185.8	185.8	185.8	10.1	0
Nonprofit bulk mail		491110-313	06/89	181.5	181.5	181.5	4.1	0
Standard class A mailing fees		491110-399	06/89	266.7	266.7	266.7	6.7	0
Standard class B (fourth class mail)		491110-4	06/89	173.6	173.6	173.6	5.9	0
Parcel post		491110-411	06/89	187.7	187.7	187.7	4.1	0
Bound printed matter		491110-412	06/89	143.5	143.5	143.5	5.7	0
Special rate mail		491110-413	06/89	157.6	157.6	157.6	12.9	0
Library rate mail		491110-414	06/89	215.0	215.0	215.0	12.5	0
International mail		491110-5	06/89	126.9	126.9	126.9	8.6	0
International air mail		491110-511	06/89	112.4	112.4	112.4	5.6	0
International surface mail		491110-512	06/89	218.7	218.7	218.7	18.0	0
Special services and fees		491110-6	06/89	187.9	187.9	187.9	5.7	0
Special services		491110-611	06/89	190.0	190.0	190.0	5.6	0
Domestic mail fees		491110-612	06/89	172.0	172.0	172.0	7.2	0
Other services and fees		491110-613	06/89	191.9	191.9	191.9	5.7	0
Express mail		491110-912	06/89	164.7	164.7	164.7	5.5	0
Mailgram service		491110-913	06/89	75.0	75.0	75.0	0	0

See footnotes at end of table.

Table 5. Producer price indexes for the net output of selected industries and their products, not seasonally adjusted —Continued

Industry and product[1]	Industry code	Product code	Index base	Index June 2006[2]	Index Sep. 2006[2]	Index Oct. 2006[2]	Percent change to Oct. 2006 from: Oct. 2005	Percent change to Oct. 2006 from: Sep. 2006
Couriers and messengers	492		12/03	122.5	123.2	123.3	6.8	0.1
Couriers	4921		12/03	124.3	125.2	125.2	7.4	0
Couriers	49211		12/03	124.3	125.2	125.2	7.4	0
Couriers	492110		12/03	124.3	125.2	125.2	7.4	0
Primary services		492110-P	12/03	124.3	125.2	125.2	7.4	0
Standard courier services		492110-1	12/92	182.3	183.2	184.0	5.7	.4
Expedited courier services		492110-2	12/87	185.7	187.4	186.5	9.3	-.5
Domestic expedited courier services		492110-201	12/98	163.1	164.6	163.8	7.8	-.5
International expedited courier services		492110-202	12/98	157.9	159.3	158.6	14.1	-.4
Other receipts		492110-SM	12/03	114.7	([3])	([3])	([3])	([3])
Local messengers and local delivery	4922		12/03	103.7	103.3	103.6	.6	.3
Local messengers and local delivery	49221		12/03	103.7	103.3	103.6	.6	.3
Local messengers and local delivery	492210		12/03	103.7	103.3	103.6	.6	.3
Primary services		492210-P	12/92	133.7	133.3	133.6	.6	.2
Local messengers and local delivery		492210-1	12/92	133.7	133.3	133.6	.6	.2
Other receipts		492210-SM	12/03	([3])	([3])	([3])	([3])	([3])
General warehousing and storage	49311		12/03	103.4	104.1	104.4	3.1	.3
General warehousing and storage	493110		12/03	103.5	104.1	104.5	3.2	.4
Primary services		493110-P	06/93	112.7	113.5	113.8	3.3	.3
General warehousing and storage		493110-1	06/93	112.7	113.5	113.8	3.3	.3
Other receipts		493110-SM	12/03	116.6	([3])	116.6	0	([3])
Refrigerated warehousing and storage	49312		12/03	102.2	102.2	102.8	1.6	.6
Refrigerated warehousing and storage	493120		12/91	112.3	112.4	113.0	1.5	.5
Primary services		493120-P	12/91	112.2	112.3	113.0	1.7	.6
Warehousing and storage of refrigerated goods		493120-2	12/91	112.3	112.4	113.1	1.3	.6
Other receipts		493120-SM	12/91	115.7	115.7	115.7	0	0
Farm product warehousing and storage	49313		12/03	103.7	104.4	103.7	.8	-.7
Farm product warehousing and storage	493130		12/92	120.6	121.4	120.6	.8	-.7
Primary services		493130-P	12/92	120.3	121.2	120.4	.8	-.7
Warehousing and storage of cotton, wool, and mohair		493130-3	12/92	111.9	114.5	112.1	.2	-2.1
Warehousing and storage of other farm products		493130-4	06/00	112.2	112.2	112.2	1.1	0
Other receipts		493130-SM	12/92	143.0	139.0	140.7	4.1	1.2
Publishing industries, except Internet	511		12/03	106.0	107.0	107.1	2.1	.1
Newspaper, book, and directory publishers	5111		12/03	108.0	109.3	109.4	2.9	.1
Newspaper publishers	51111		12/79	436.8	444.6	444.8	3.2	0
Newspaper publishers	511110		12/79	436.9	444.7	444.8	3.2	0
Primary services		511110-P	12/79	446.5	454.9	455.1	3.4	0
Daily and Sunday newspaper subscriptions and single copy sales		511110-1	12/79	310.9	306.8	307.1	-.3	.1
Daily and Sunday newspaper advertising sales		511110-2	12/79	497.7	511.9	511.6	4.5	-.1
Weekly and other newspaper subscriptions and single copy sales		511110-3	06/99	116.8	117.1	118.0	1.4	.8
Weekly and other newspaper advertising sales		511110-4	06/99	126.0	126.1	126.7	.6	.5
Other receipts		511110-SM	12/79	271.6	271.6	271.6	([3])	0
Periodical publishers	51112		12/79	354.3	358.3	358.1	2.8	-.1
Periodical publishers	511120		12/79	354.3	358.3	358.1	2.8	-.1
Primary services		511120-P	12/79	368.4	373.0	372.8	3.2	-.1
Specialized business and prof periodicals, subscriptions and single copy sales		511120-3	12/79	379.2	379.9	379.2	1.9	-.2
Specialized business and prof periodicals, advertising		511120-4	12/79	394.2	413.4	411.8	7.7	-.4
General and consumer periodicals, advertising		511120-6	12/79	503.5	504.0	505.1	2.5	.2
General and consumer periodicals, subscriptions		511120-7	12/79	294.3	294.2	294.9	.6	.2
General and consumer periodicals, single copy sales		511120-8	12/79	278.8	278.7	278.9	.1	.1
Other periodicals, including advertising periodicals, nec		511120-9	12/79	250.7	([3])	250.7	.2	([3])
Other receipts		511120-SM	12/79	267.4	([3])	267.4	([3])	([3])
Book publishers	51113		12/84	232.0	233.5	234.6	3.6	.5
Book publishers	511130		12/80	315.8	317.9	319.4	3.6	.5
Primary services		511130-P	12/80	318.0	320.4	322.2	3.9	.6
Mass market rack-size book publishing		511130-A	12/80	241.4	241.4	241.4	0	0

See footnotes at end of table.

Table 5. Producer price indexes for the net output of selected industries and their products, not seasonally adjusted —Continued

Industry and product[1]	Industry code	Product code	Index base	Index			Percent change to Oct. 2006 from:	
				June 2006[2]	Sep. 2006[2]	Oct. 2006[2]	Oct. 2005	Sep. 2006
Book publishers—Continued								
Book club book publishing		511130-B	08/84	139.0	142.9	142.9	2.9	0.0
Mail order book publishing		511130-C	12/80	188.2	188.2	188.2	0	0
Adult trade and juvenile book publishing		511130-D	06/88	161.4	161.4	161.9	.9	.3
Adult trade book publishing		511130-D4	12/80	203.4	203.4	203.9	1.0	.2
Juvenile book publishing		511130-D5	12/80	235.2	235.2	236.8	.7	.7
Textbook publishing, including teachers' editions		511130-1	12/80	510.2	513.7	516.1	3.8	.5
College textbooks		511130-1C	12/80	487.6	496.3	495.9	6.1	-.1
Other textbooks		511130-1D	12/02	120.7	120.6	121.6	2.2	.8
Technical, scientific, and professional book publishing		511130-3	12/80	314.4	319.1	323.8	9.2	1.5
Religious book publishing		511130-4	12/80	210.6	211.0	211.3	.9	.1
General reference book publishing		511130-7	12/80	200.5	202.0	201.7	2.4	-.1
Other book publishing, excluding pamphlets		511130-8	04/81	240.6	240.6	240.6	1.2	0
Pamphlet publishing (5 to 48 pages)		511130-9	12/80	215.5	215.5	215.5	0	0
Other receipts		511130-SM	12/80	289.6	289.6	289.6	1.7	0
Directory and mailing list publishers	51114		12/03	105.3	105.6	105.6	1.9	0
Directory and mailing list publishers	511140		12/03	105.3	105.6	105.6	1.9	0
Primary services		511140-P	12/03	105.5	105.8	105.8	2.0	0
Telephone directory publishing		511140-1	09/84	254.5	255.4	255.5	2.0	0
Catalog and directory (except telephone directory) publishing		511140-2	06/84	213.8	214.0	214.2	4.1	.1
Business service publication publishing, excluding directories and newsletters		511140-3	06/84	257.6	257.6	257.6	2.8	0
Other directory and mailing list publishing		511140-4	12/03	103.6	103.6	103.6	.4	0
Other receipts		511140-SM	12/03	101.1	([3])	([3])	([3])	([3])
Other publishers	51119		12/03	105.1	105.3	105.3	.4	0
Greeting card publishers	511191		12/85	191.6	191.7	191.7	-.3	0
Primary services		511191-P	12/85	211.6	211.8	211.8	-.3	0
Publishers' sales		511191-1	12/85	213.8	213.9	213.9	-.3	0
Seasonal cards: counter cards and packaged, including boxed		511191-132	06/03	100.4	100.5	100.5	-.8	0
Everyday cards: counter cards and packaged, including boxed		511191-134	12/85	222.6	222.6	222.6	0	0
Other receipts		511191-SM	12/85	134.7	134.7	134.7	0	0
All other publishers	511199		12/03	107.3	107.6	107.6	1.0	0
Primary services		511199-P	12/03	107.6	107.7	107.7	.9	0
Pattern publishing, including clothing patterns		511199-1	08/84	173.8	([3])	([3])	([3])	([3])
Other miscellaneous publishing		511199-5	12/03	103.7	103.9	103.9	1.3	0
Calendar, yearbook, and other miscellaneous publishing		511199-5399	12/03	104.9	105.1	105.2	1.6	.1
Other receipts		511199-SM	12/03	101.7	105.9	105.4	2.1	-.5
Software publishers	5112		12/03	100.3	100.5	100.5	-.3	0
Software publishers	51121		12/03	100.3	100.5	100.5	-.3	0
Software publishers	511210		12/97	94.8	95.0	94.9	-.4	-.1
Primary services		511210-P	12/97	94.4	94.7	94.6	.4	-.1
Software publishing, except games		511210-5	06/06	100.0	99.9	99.8	([3])	-.1
Application software publishing		511210-502	12/97	95.5	95.5	95.4	2.8	-.1
Desktop and portable device application software publishing		511210-50201	06/06	100.0	100.0	100.0	([3])	0
Other application software publishing		511210-50202	06/06	100.0	100.2	99.8	([3])	-.4
Technical support, training, and other services related to software publishing		511210-503	12/97	141.3	141.3	141.3	1.1	0
Game software publishing		511210-6	12/97	34.8	([3])	44.7	1.4	([3])
Other receipts		511210-SM	12/97	85.4	85.4	85.4	-4.3	0
Broadcasting, except Internet	515		12/03	103.4	101.2	102.4	-2.1	1.2
Radio and television broadcasting	5151		06/01	101.4	99.5	101.9	-1.0	2.4
Radio broadcasting	51511		12/03	108.4	105.4	104.8	-2.8	-.6
Radio networks	515111		12/03	102.6	102.8	102.8	.8	0
Primary services		515111-P	12/03	102.6	102.8	102.8	.8	0
Radio network and national syndication time sales and other services		515111-1	12/95	146.4	146.6	146.6	.8	0
Radio stations	515112		06/88	198.9	192.9	191.7	-3.1	-.6
Primary services		515112-P	06/88	205.8	198.9	197.5	-3.6	-.7
Radio station time sales		515112-1	06/88	206.1	199.2	197.7	-3.6	-.8
Local radio station time sales		515112-101	12/95	156.3	150.8	150.2	-3.0	-.4
National and regional radio station time sales		515112-102	12/95	136.0	132.0	129.7	-5.5	-1.7
Other receipts		515112-SM	12/03	101.5	103.5	104.6	5.4	1.1
Television broadcasting	51512		12/03	95.8	94.0	97.9	-.6	4.1

See footnotes at end of table.

Table 5. Producer price indexes for the net output of selected industries and their products, not seasonally adjusted —Continued

Industry and product[1]	Industry code	Product code	Index base	Index June 2006[2]	Index Sep. 2006[2]	Index Oct. 2006[2]	Percent change to Oct. 2006 from: Oct. 2005	Percent change to Oct. 2006 from: Sep. 2006
Television broadcasting	515120		06/01	96.6	94.8	98.7	-0.6	4.1
Primary services		515120-P	06/01	91.7	88.9	92.5	-1.2	4.0
Local television station services		515120-1	06/01	102.1	100.9	104.7	-.3	3.8
Television station advertising sales		515120-101	06/01	105.5	103.9	109.2	-.4	5.1
Network television affiliate services		515120-102	06/01	92.3	92.3	92.3	0	0
Network television and national syndication services		515120-2	06/01	81.9	77.5	81.0	-2.3	4.5
Other receipts		515120-SM	06/01	83.3	([3])	83.3	0	([3])
Cable networks	5152		12/03	107.5	105.0	105.1	-3.0	.1
Cable networks	51521		12/03	107.5	105.0	105.1	-3.0	.1
Cable networks	515210		12/03	107.5	105.0	105.1	-3.0	.1
Primary services		515210-P	12/03	107.5	105.0	105.1	-3.0	.1
Cable network advertising services		515210-1	06/93	181.0	169.7	169.7	-13.4	0
Cable network affiliate services		515210-2	06/93	151.2	151.2	151.3	3.8	.1
Telecommunications	517		12/03	98.1	99.0	99.4	1.7	.4
Wired telecommunications carriers	5171		06/99	86.3	87.4	87.8	2.1	.5
Wired telecommunications carriers	51711		12/03	99.5	100.7	101.3	2.1	.6
Wired telecommunications carriers	517110		12/03	99.5	100.7	101.3	2.1	.6
Primary products		517110-P	12/03	99.5	100.7	101.3	2.1	.6
Local service, except private lines		517110-1	12/03	102.0	102.2	102.2	1.3	0
Residence local service		517110-111	12/03	103.3	103.7	103.7	2.2	0
Business local service		517110-112	12/03	100.8	100.8	100.8	.4	0
Coin local service		517110-113	12/03	99.4	99.4	99.4	0	0
Other local service		517110-114	12/03	102.1	102.1	102.1	1.5	0
Public switched toll service		517110-2	12/03	96.1	98.8	100.1	3.4	1.3
Residence switched toll service		517110-21	12/03	103.4	107.4	109.8	8.2	2.2
Intrastate residence switched toll service		517110-211	12/03	97.5	97.8	97.5	-.6	-.3
Interstate residence switched toll service		517110-212	12/03	113.3	123.8	129.8	20.9	4.8
International residence switched toll service		517110-213	12/03	95.6	97.2	97.4	2.6	.2
Business switched toll service		517110-22	12/03	85.1	85.9	85.4	-5.0	-.6
Business switched access toll service		517110-221	12/03	85.8	87.0	86.2	-3.5	-.9
Outbound business switched access toll service		517110-2211	12/03	82.8	85.4	84.3	-3.5	-1.3
Intrastate business switched access toll service, outbound		517110-22111	12/03	94.1	95.4	95.1	-.3	-.3
Interstate business switched access toll service, outbound		517110-22112	12/03	50.7	57.0	54.8	-16.6	-3.9
International business switched access toll service, outbound		517110-22113	12/03	56.2	61.8	58.3	-11.3	-5.7
Inbound business switched access toll service		517110-2212	12/03	89.9	89.2	88.7	-3.6	-.6
Intrastate business switched access toll service, inbound		517110-22121	12/03	94.0	94.8	95.5	-1.5	.7
Interstate business switched access toll service, inbound		517110-22122	12/03	81.2	79.1	78.1	-7.1	-1.3
International business switched access toll service, inbound		517110-22123	12/03	63.6	59.0	57.1	-18.5	-3.2
Business special access switched toll service, except private lines		517110-222	12/03	83.6	83.6	83.7	-8.1	.1
Outbound business special access switched toll service		517110-2221	12/03	83.4	83.5	82.6	-9.6	-1.1
Intrastate business special access switched toll service, outbound		517110-22211	12/03	64.7	67.2	68.9	-20.9	2.5
Interstate business special access switched toll service, outbound		517110-22212	12/03	76.9	72.5	72.0	-18.0	-.7
International business special access switched toll service, outbound		517110-22213	12/03	87.1	93.2	90.2	-.2	-3.2
Inbound business special access switched toll service		517110-2222	12/03	83.8	83.6	85.3	-6.0	2.0
Intrastate business special access switched toll service, inbound		517110-22221	12/03	75.8	82.6	85.6	-5.1	3.6
Interstate business special access switched toll service, inbound		517110-22222	12/03	69.7	67.1	68.0	-16.5	1.3
International business special access switched toll service, inbound		517110-22223	12/03	47.6	59.7	58.2	-13.3	-2.5
Other toll service		517110-29	12/03	75.6	75.0	73.5	-6.8	-2.0
Private line service		517110-3	12/03	101.9	101.9	101.9	1.4	0
Intrastate private line service		517110-31	12/03	105.5	105.5	105.5	4.1	0
Other telephone services		517110-9	12/03	101.1	101.1	101.1	-.1	0
Wireless telecommunications carriers	5172		12/03	80.8	81.0	81.0	-1.9	0
Wireless telecommunications carriers	51721		12/03	80.8	81.0	81.0	-1.9	0
Paging	517211		12/03	90.4	90.6	90.5	-1.8	-.1
Primary services		517211-P	06/99	94.9	95.1	95.0	-1.9	-.1
Paging		517211-1	06/99	94.9	95.1	95.0	-1.9	-.1
Cellular and other wireless carriers	517212		06/99	74.4	74.5	74.5	-2.0	0
Primary services		517212-P	06/99	73.5	73.7	73.6	-2.0	-.1
Cellular and other wireless telecommunications		517212-1	06/99	73.5	73.7	73.6	-2.0	-.1
Cable and other program distribution	5175		12/03	109.7	110.3	110.2	2.8	-.1
Cable and other program distribution	51751		12/03	109.7	110.3	110.2	2.8	-.1
Cable and other program distribution	517510		12/03	109.7	110.3	110.2	2.8	-.1
Primary services		517510-P	12/03	110.1	110.6	110.5	3.0	-.1

See footnotes at end of table.

Table 5. Producer price indexes for the net output of selected industries and their products, not seasonally adjusted —Continued

Industry and product[1]	Industry code	Product code	Index base	Index June 2006[2]	Index Sep. 2006[2]	Index Oct. 2006[2]	Percent change to Oct. 2006 from: Oct. 2005	Percent change to Oct. 2006 from: Sep. 2006
Cable and other program distribution—Continued								
Cable and satellite subscriber services		517510-1	06/93	147.3	148.2	148.0	3.3	-0.1
Local cable system advertising services		517510-2	06/93	160.1	158.1	157.2	-3.7	-.6
Other receipts		517510-SM	12/03	104.5	([3])	104.5	0	([3])
ISPs and Web search portals	5181		06/04	97.5	73.8	73.4	-22.8	-.5
ISPs and Web search portals	51811		06/04	97.5	73.8	73.4	-22.8	-.5
Internet service providers	518111		06/04	97.4	71.2	71.4	-24.7	.3
Primary services		518111-P	06/04	97.3	66.6	66.7	-29.0	.2
Dial-up and asymmetric DSL Internet access		518111-1	06/04	102.5	56.3	56.8	-41.3	.9
Leased line and symmetric DSL Internet access		518111-2	06/04	87.1	81.5	80.9	-7.9	-.7
Other Internet access and related services		518111-3	06/04	95.7	95.7	95.7	-.5	0
Other receipts		518111-SM	06/04	97.7	97.7	97.8	-2.1	.1
Web search portals	518112		06/04	99.5	99.5	94.4	-2.8	-5.1
Primary services		518112-P	06/04	98.6	98.6	93.6	-2.8	-5.1
Web search portal services		518112-1	06/04	98.6	98.6	93.6	-2.8	-5.1
Other receipts		518112-SM	06/04	([3])	([3])	([3])	([3])	([3])
Data processing and related services	5182		12/03	99.5	100.0	100.1	1.1	.1
Data processing and related services	51821		12/03	99.5	100.0	100.1	1.1	.1
Data processing and related services	518210		12/00	102.8	103.2	103.4	1.2	.2
Primary services		518210-P	12/00	103.1	103.5	103.7	1.2	.2
Transaction processing services		518210-1	12/00	103.4	104.3	104.5	2.0	.2
Data entry services		518210-3	12/00	101.5	101.6	101.6	.4	0
Other data processing services		518210-4	12/00	104.9	104.9	104.9	.1	0
Other receipts		518210-SM	12/00	100.3	100.3	100.3	0	0
Depository credit intermediation	5221		12/03	112.7	116.8	114.5	7.4	-2.0
Commercial banking	52211		12/03	114.6	119.6	116.8	8.2	-2.3
Commercial banking	522110		12/03	114.6	119.6	116.8	8.2	-2.3
Primary services		522110-P	12/03	114.6	119.6	116.8	8.2	-2.3
Loan services		522110-1	12/03	139.1	140.5	129.0	8.4	-8.2
Residential real estate loans, except home equity		522110-101	12/03	68.9	75.0	63.1	-18.7	-15.9
Nonresidential real estate loans		522110-102	12/03	157.9	156.0	143.0	5.7	-8.3
Home equity loans		522110-103	12/03	191.1	200.2	188.5	12.4	-5.8
Commercial, industrial, and agricultural loans, except real estate		522110-105	12/03	179.0	178.3	165.4	19.6	-7.2
New and used auto and truck loans		522110-106	12/03	101.1	110.3	97.7	4.8	-11.4
Credit cards, overdraft credit, and related plans		522110-107	12/03	128.3	132.1	127.3	9.4	-3.6
Other loan services		522110-108	12/03	100.0	97.0	93.5	-6.1	-3.6
Deposit services		522110-2	12/03	98.7	106.7	109.8	9.3	2.9
Trust services		522110-3	12/03	104.4	103.6	102.1	-3.4	-1.4
Other banking services		522110-4	12/03	106.5	107.3	105.5	-.7	-1.7
Savings institutions	52212		12/03	102.1	101.2	102.0	2.6	.8
Savings institutions	522120		12/03	102.1	101.2	102.0	2.6	.8
Primary services		522120-P	12/03	102.3	101.3	102.2	2.7	.9
Loan services		522120-1	12/03	87.1	78.3	79.5	-11.1	1.5
Residential real estate loans, except home equity		522120-101	12/03	78.0	68.4	70.3	-14.5	2.8
Nonresidential real estate loans		522120-102	12/03	122.1	108.1	110.9	-10.7	2.6
Home equity loans		522120-103	12/03	127.8	127.9	125.9	8.6	-1.6
Commercial, industrial, and agricultural loans, except real estate		522120-105	12/03	138.6	129.0	126.7	-.3	-1.8
New and used auto and truck loans		522120-106	12/03	61.6	56.3	57.0	-12.7	1.2
Other loan services		522120-108	12/03	87.9	92.5	87.3	-2.8	-5.6
Deposit services		522120-2	12/03	121.0	130.0	130.3	16.3	.2
Other banking services		522120-3	12/03	120.5	120.5	120.5	9.3	0
Security, commodity contracts and like activity	523		12/03	114.2	113.7	115.1	4.4	1.2
Scrty and comdty contracts intermed and brokerage	5231		06/00	90.0	89.7	90.8	2.9	1.2
Investment banking & securities dealing	52311		12/03	111.6	110.6	111.7	2.9	1.0
Investment banking and securities dealing	523110		12/03	111.6	110.7	111.8	2.9	1.0
Primary services		523110-P	12/03	112.3	111.4	112.5	3.3	1.0
Dealer transactions		523110-2	06/00	64.1	62.0	63.2	-7.1	1.9
Dealer transactions, market making in over-the-counter equities		523110-201	06/05	96.0	89.9	98.0	-3.0	9.0
Dealer transactions, debt securities and all other trading		523110-202	06/00	94.6	91.5	93.1	-7.2	1.7
Investment banking services		523110-3	06/00	120.2	120.4	120.4	4.2	0
Other securities dealing services		523110-4	12/03	136.1	144.8	145.3	19.1	.3

See footnotes at end of table.

Table 5. Producer price indexes for the net output of selected industries and their products, not seasonally adjusted —Continued

Industry and product[1]	Industry code	Product code	Index base	Index June 2006[2]	Index Sep. 2006[2]	Index Oct. 2006[2]	Percent change to Oct. 2006 from: Oct. 2005	Percent change to Oct. 2006 from: Sep. 2006
Investment banking and securities dealing—Continued								
Other receipts		523110-SM	12/03	([3])	([3])	([3])	([3])	([3])
Securities brokerage	52312		12/03	103.9	104.8	106.2	3.1	1.3
Securities brokerage	523120		12/03	103.9	104.7	106.2	3.1	1.4
Primary services		523120-P	12/03	104.1	105.0	106.7	3.3	1.6
Brokerage services		523120-1	06/00	96.9	97.0	98.9	1.2	2.0
Brokerage services, exchange-listed equities		523120-101	06/00	100.0	100.4	102.8	3.2	2.4
Brokerage services, all other securities		523120-102	06/00	92.4	92.0	93.0	-2.2	1.1
Other securities related services including margin lending and mutual fund sales		523120-4	06/00	80.8	82.6	83.4	6.6	1.0
Other receipts		523120-SM	12/03	102.2	102.2	102.2	2.2	0
Portfolio management	52392		12/03	125.3	124.0	126.2	4.3	1.8
Portfolio management	523920		06/02	123.6	122.4	124.6	4.4	1.8
Primary services		523920-P	06/02	128.9	128.3	130.8	5.8	1.9
Mutual fund management		523920-1	06/02	136.0	135.2	139.4	9.2	3.1
Private portfolio management		523920-2	06/02	123.3	122.8	124.3	3.7	1.2
Other receipts		523920-SM	06/02	86.6	80.9	80.6	-10.0	-.4
Investment advice	52393		12/03	126.9	127.0	127.1	21.3	.1
Investment advice	523930		12/03	126.9	127.0	127.1	21.3	.1
Primary services		523930-P	06/02	133.6	133.6	133.6	21.1	0
Investment advice		523930-1	06/02	133.6	133.6	133.6	21.1	0
Insurance carriers and related activities	524		12/03	106.3	106.5	106.5	1.3	0
Insurance carriers	5241		12/03	106.4	106.6	106.6	1.4	0
Direct life/health/medical insurance carriers	52411		12/03	107.6	107.9	107.9	1.9	0
Direct life insurance carriers	524113		12/98	107.0	107.0	107.0	.3	0
Primary services		524113-P	12/98	106.8	106.8	106.8	.2	0
Life insurance policies		524113-1	12/98	102.8	102.9	102.8	.1	-.1
Individual life insurance policies		524113-101	12/98	106.6	106.6	106.7	.3	.1
Term life insurance policies		524113-10101	12/98	106.2	106.3	106.3	.5	0
Whole life insurance policies		524113-10102	12/98	109.0	109.1	109.1	.2	0
Universal life insurance policies		524113-10103	12/98	105.9	106.1	106.3	.5	.2
Other individual life insurance policies		524113-10104	12/98	105.4	105.3	105.5	.3	.2
Group life insurance policies		524113-102	12/98	96.3	96.3	95.7	-.6	-.6
Annuities		524113-2	12/98	124.3	124.3	124.7	.4	.3
Variable deferred annuities		524113-201	12/98	138.6	139.0	139.1	1.6	.1
Fixed-rate deferred annuities		524113-202	12/98	118.0	118.0	118.6	1.3	.5
Immediate annuities		524113-203	12/98	116.5	115.3	115.8	-2.4	.4
Disability insurance policies		524113-3	06/06	100.0	100.0	100.0	([3])	0
Direct health and medical insurance carriers	524114		12/02	121.6	122.0	122.2	3.3	.2
Primary services		524114-P	12/02	122.6	123.1	123.2	3.4	.1
Medical service plans		524114-1	12/02	125.5	126.1	126.2	3.9	.1
Group comprehensive medical service plans		524114-101	12/02	124.0	124.7	124.8	3.1	.1
Group managed care medical service plans		524114-10101	12/02	123.2	123.8	123.9	2.9	.1
Group fee-for-service medical service plans		524114-10102	12/02	125.5	126.5	126.5	3.3	0
Other group and individual medical service plans		524114-102	12/02	129.9	130.1	130.3	6.3	.2
Individual comprehensive medical service plans		524114-10201	12/02	153.8	154.0	154.0	14.7	0
Dental service plans		524114-10202	12/02	112.9	113.2	113.7	1.3	.4
Supplemental Medicare service plans		524114-10203	12/02	108.9	109.1	109.2	2.9	.1
Other medical service plans		524114-10204	12/02	136.0	136.0	136.0	1.9	0
Accident and health insurance		524114-2	12/02	104.0	104.0	104.5	.7	.5
Other receipts		524114-SM	12/02	106.9	106.9	106.9	.3	0
Other direct insurance carriers	52412		12/98	121.7	121.9	121.8	.4	-.1
Property and casualty insurance	524126		06/98	121.8	121.9	121.9	.4	0
Primary services		524126-P	06/98	121.9	122.0	122.0	.4	0
Private passenger auto insurance		524126-1	06/98	125.9	125.9	125.9	.1	0
Homeowner's insurance		524126-2	06/98	153.8	154.0	154.2	2.2	.1
Commercial auto insurance		524126-3	06/98	114.9	114.9	114.5	-.5	-.3
Non-auto liability insurance		524126-4	06/98	113.7	114.2	114.1	.7	-.1
Medical malpractice insurance		524126-402	06/98	126.0	125.8	125.9	.3	.1
Product and other non-auto liability insurance		524126-403	06/98	110.3	110.9	110.8	.8	-.1
Commercial multiple peril insurance		524126-5	06/98	111.3	111.6	111.8	.3	.2
Worker's compensation insurance		524126-6	06/98	113.8	113.9	113.9	1.2	0
Other property and casualty insurance		524126-7	12/03	101.3	101.8	101.7	-.1	-.1

See footnotes at end of table.

Table 5. Producer price indexes for the net output of selected industries and their products, not seasonally adjusted —Continued

Industry and product[1]	Industry code	Product code	Index base	Index			Percent change to Oct. 2006 from:	
				June 2006[2]	Sep. 2006[2]	Oct. 2006[2]	Oct. 2005	Sep. 2006
Insurance agencies and brokerages	52421		12/03	102.2	102.3	102.2	0.3	-0.1
Insurance agencies and brokerages	524210		12/02	105.8	105.9	105.8	.3	-.1
Primary services		524210-P	12/02	106.2	106.2	106.1	.3	-.1
Sale of property and casualty insurance		524210-11	12/02	105.4	105.5	105.3	-.1	-.2
Sale of private passenger auto insurance		524210-111	12/02	101.3	101.5	101.1	-.4	-.4
Sale of homeowner's insurance		524210-112	12/02	107.0	107.2	107.2	.1	0
Sale of other property and casualty insurance		524210-113	12/02	108.5	108.5	108.5	.2	0
Sale of life insurance and annuities		524210-12	12/02	101.3	101.3	101.3	-.1	0
Sale of health insurance		524210-13	12/02	114.1	114.2	114.2	1.7	0
Sale of other insurance		524210-14	12/02	100.3	100.3	100.3	.1	0
Other receipts		524210-SM	12/02	100.8	101.3	101.3	.5	0
Lessors of nonres bldg (exc miniwarehouse)	53112		12/03	107.2	110.3	108.9	2.3	-1.3
Lessors of nonres bldg (exc miniwarehouse)	531120		12/95	125.4	129.1	127.4	2.2	-1.3
Primary services		531120-P	12/95	123.6	127.0	125.1	2.0	-1.5
Lessors of shopping centers and retail stores		531120-1	12/95	112.8	113.3	114.3	4.3	.9
Leasing of open shopping centers		531120-104	12/02	110.6	110.8	111.2	3.2	.4
Leasing of enclosed shopping centers		531120-105	12/02	96.9	97.7	99.9	6.7	2.3
Lessors of professional and office buildings		531120-2	12/95	127.2	127.4	126.5	.8	-.7
Lessors of manufacturing and industrial buildings		531120-3	12/95	127.7	128.2	128.3	2.5	.1
Lessors of other nonresidential buildings and facilities		531120-7	12/02	118.9	148.7	132.4	2.4	-11.0
Other receipts		531120-SM	12/95	152.2	157.5	([3])	([3])	([3])
Lessors of miniwarehouse and self storage units	53113		12/03	111.1	110.0	110.4	2.5	.4
Lessors of miniwarehouse and self storage units	531130		12/03	111.1	109.9	110.4	2.6	.5
Primary services		531130-P	06/93	167.7	165.9	166.5	2.7	.4
Lessors of miniwarehouses and self storage units		531130-1	06/93	167.7	165.9	166.5	2.7	.4
Other receipts		531130-SM	12/03	112.0	112.0	112.0	0	0
Offices of real estate agents and brokers	5312		12/03	110.8	109.7	110.8	.3	1.0
Offices of real estate agents and brokers	53121		12/03	110.8	109.7	110.8	.3	1.0
Offices of real estate agents and brokers	531210		12/03	110.7	109.6	110.7	.3	1.0
Primary services		531210-P	12/03	110.4	109.3	110.4	.4	1.0
Residential property sales and rental, brokerage fees, and commissions		531210-1	12/95	145.9	144.4	145.9	0	1.0
Nonresidential property sales, brokerage fees, and commissions		531210-3	12/95	114.6	([3])	114.6	-1.0	([3])
Nonresidential property rental, brokerage fees, and commissions		531210-4	12/95	115.6	([3])	115.6	5.9	([3])
Other real estate agent & broker services, incl fees from land sales & rental		531210-5	12/03	100.0	([3])	100.0	0	([3])
Other receipts		531210-SM	12/03	116.6	([3])	([3])	([3])	([3])
Real estate property managers	53131		12/03	102.9	103.0	102.7	1.3	-.3
Residential property managers	531311		12/03	104.1	104.7	104.2	1.2	-.5
Primary services		531311-P	12/03	105.0	105.7	105.1	1.1	-.6
Residential property managers		531311-1	12/95	109.6	110.4	109.8	1.1	-.5
Other receipts		531311-SM	12/03	99.2	99.4	99.4	1.7	0
Nonresidential property managers	531312		12/03	101.1	100.3	100.2	1.3	-.1
Primary services		531312-P	12/03	101.1	100.3	100.2	1.3	-.1
Nonresidential property managers		531312-1	12/95	112.2	111.3	111.3	1.4	0
Offices of real estate appraisers	531320		12/03	106.9	107.1	107.1	2.5	0
Primary services		531320-P	12/03	104.1	104.3	104.3	2.3	0
Offices of real estate appraisers		531320-1	12/95	111.3	111.5	111.5	2.3	0
Automotive equipment rental and leasing	5321		06/01	114.6	115.6	112.5	1.4	-2.7
Passenger car rental and leasing	53211		12/03	108.7	109.8	105.5	3.0	-3.9
Passenger car rental	532111		12/91	159.6	161.2	154.9	3.0	-3.9
Primary services		532111-P	12/91	157.5	159.2	152.5	3.0	-4.2
Car rental, standard		532111-2	12/91	156.6	154.6	159.6	7.6	3.2
Business travel		532111-211	12/98	108.2	110.1	108.4	4.1	-1.5
Leisure travel		532111-221	12/98	142.5	137.1	147.1	10.4	7.3
Car rental, replacement		532111-3	12/91	172.1	187.0	139.2	-12.1	-25.6
Other receipts		532111-SM	12/91	197.4	([3])	([3])	([3])	([3])
Truck, utility trailer and RV rental and leasing	53212		12/03	98.5	98.9	98.8	-1.8	-.1
Truck, utility trailer and RV rental and leasing	532120		06/91	113.0	113.5	113.4	-1.8	-.1
Primary services		532120-P	06/91	111.6	111.9	112.0	-2.4	.1
Truck and utility trailer rental		532120-1	06/91	108.2	108.7	109.4	-4.8	.6
Truck, truck tractor and truck trailer leasing		532120-2	06/91	110.8	110.8	110.8	.2	0

See footnotes at end of table.

Table 5. Producer price indexes for the net output of selected industries and their products, not seasonally adjusted —Continued

Industry and product[1]	Industry code	Product code	Index base	Index			Percent change to Oct. 2006 from:	
				June 2006[2]	Sep. 2006[2]	Oct. 2006[2]	Oct. 2005	Sep. 2006
Truck, utility trailer and RV rental and leasing—Continued								
Truck leasing		532120-211	06/91	118.0	118.0	118.0	0.5	0.0
Truck tractor leasing		532120-212	06/91	107.3	107.3	107.3	-.1	0
Truck trailer leasing		532120-213	06/91	102.0	101.9	101.9	.2	0
Recreational vehicle rental		532120-3	12/98	125.3	131.3	119.0	-5.5	-9.4
Other receipts		532120-SM	06/91	117.8	118.8	118.1	0	-.6
Const/mining/forestry equip rental and leasing	532412		12/03	112.1	111.7	113.7	4.5	1.8
Primary services		532412-P	12/03	111.1	110.5	112.9	5.6	2.2
Construction equipment rental and leasing		532412-1	12/03	109.9	110.1	110.1	3.0	0
Oilfield and well drilling equipment rental and leasing		532412-2	12/03	115.3	111.8	122.5	14.7	9.6
Other receipts		532412-SM	12/03	116.6	117.0	117.0	-.5	0
Legal services	5411		12/96	144.8	145.2	145.6	4.3	.3
Offices of lawyers	54111		12/96	144.8	145.2	145.6	4.3	.3
Offices of lawyers	541110		12/96	144.8	145.2	145.6	4.3	.3
Primary services		541110-P	12/96	144.4	144.8	145.2	4.3	.3
Corporate legal services		541110-1	12/96	158.5	159.6	159.4	6.3	-.1
Real estate legal services		541110-2	12/96	140.2	140.3	140.2	3.9	-.1
Civil negligence legal services		541110-3	12/96	129.4	129.3	129.7	2.3	.3
Defendant representation		541110-301	12/96	151.4	151.2	151.9	3.4	.5
Plaintiff representation		541110-302	12/96	103.5	103.5	103.5	.2	0
Banking and commercial legal services		541110-4	12/96	167.1	169.5	169.4	7.0	-.1
Insurance legal services		541110-5	12/96	128.2	128.4	128.8	4.1	.3
Wills, estate planning, and probate		541110-6	12/96	148.3	148.7	148.9	4.4	.1
Other legal services		541110-7	12/96	145.5	145.6	146.5	3.8	.6
Offices of certified public accountants	541211		12/03	106.6	107.0	107.3	3.2	.3
Primary services		541211-P	12/03	105.9	106.3	106.7	2.6	.4
Auditing		541211-4	06/95	141.6	142.3	142.9	6.8	.4
Tax preparation and planning		541211-5	06/95	130.8	131.4	132.6	-1.4	.9
Compilation and review		541211-6	06/95	142.4	142.8	142.8	4.0	0
Bookkeeping and billing services		541211-7	12/02	104.5	105.0	105.1	1.2	.1
Multiple services transactions and other accounting services		541211-8	06/95	122.4	122.3	122.5	.8	.2
Other receipts		541211-SM	12/03	110.4	([3])	110.4	6.2	([3])
Other accounting services	541219		12/03	103.3	103.6	103.4	2.4	-.2
Primary services		541219-P	12/03	103.4	103.7	103.5	2.7	-.2
Other accounting services		541219-1	12/03	103.4	103.7	103.5	2.7	-.2
Architectural, engineering and related services	5413		12/96	134.4	134.8	136.1	4.7	1.0
Architectural services	54131		12/03	105.7	106.7	106.7	4.1	0
Architectural services	541310		12/96	127.7	128.8	128.8	4.0	0
Primary services		541310-P	12/96	131.4	132.5	132.7	4.8	.2
Residential dwelling architecture		541310-1	12/96	145.0	145.5	145.5	3.9	0
Commercial and industrial architecture		541310-2	12/96	130.4	131.0	131.1	3.6	.1
Public and institutional facility architecture		541310-3	12/96	128.6	130.1	130.4	5.9	.2
Architectural advisory and predesign services		541310-5	06/03	108.7	110.7	110.8	6.3	.1
Other architectural services		541310-6	12/96	124.8	126.1	126.1	4.6	0
Other receipts		541310-SM	12/96	158.5	160.2	159.7	1.7	-.3
Engineering services	54133		12/03	107.6	107.7	109.0	4.8	1.2
Engineering services	541330		12/96	135.8	136.0	137.6	4.8	1.2
Primary services		541330-P	12/96	133.5	133.7	135.5	4.4	1.3
Building-related engineering		541330-1	12/96	130.9	131.0	133.1	5.4	1.6
Nonbuilding-related engineering		541330-2	12/96	133.3	133.7	135.1	3.4	1.0
Other receipts		541330-SM	12/96	146.1	146.2	147.1	6.6	.6
Retained executive recruiting	541619		12/03	100.6	100.6	100.6	0	0
Primary services		541619-P	12/01	100.9	100.9	100.9	0	0
Retained executive recruiting		541619-5	12/01	100.9	100.9	100.9	0	0
Advertising agencies	54181		12/03	103.5	104.9	104.9	3.0	0
Advertising agencies	541810		06/95	125.5	127.2	127.1	3.0	-.1
Primary services		541810-P	06/95	126.4	128.1	128.0	2.9	-.1
Ad creation, billed separately		541810-1	06/95	126.4	127.3	127.1	1.4	-.2
Media placement, incl. ad creation not billed separately		541810-2	06/95	124.4	126.7	126.7	4.2	0
Newspapers		541810-201	06/95	177.2	179.3	179.3	5.8	0
Periodicals		541810-202	06/95	130.4	130.7	130.7	2.4	0
Television		541810-203	06/95	115.1	118.3	118.3	4.0	0
Radio, Internet, and other media placements		541810-204	06/95	112.7	116.5	116.5	4.1	0

See footnotes at end of table.

Table 5. Producer price indexes for the net output of selected industries and their products, not seasonally adjusted —Continued

Industry and product[1]	Industry code	Product code	Index base	Index June 2006[2]	Index Sep. 2006[2]	Index Oct. 2006[2]	Percent change to Oct. 2006 from: Oct. 2005	Percent change to Oct. 2006 from: Sep. 2006
Advertising agencies—Continued								
Other receipts		541810-SM	06/95	118.1	123.2	123.2	8.0	0.0
Employment services	5613		12/96	118.6	119.8	119.7	2.0	-.1
Employment placement agencies	56131		12/03	104.7	105.5	104.2	-1.4	-1.2
Employment placement agencies	561310		12/03	104.7	105.5	104.2	-1.4	-1.2
Primary services		561310-P	12/03	104.9	105.8	104.3	-1.6	-1.4
Contingency payment recruiting		561310-1	12/01	98.3	99.4	97.4	-4.2	-2.0
Information technology		561310-111	12/01	97.7	100.3	100.3	-12.5	0
Engineering, manufacturing, and technology		561310-121	06/94	103.0	118.6	104.8	-3.9	-11.6
Accounting and financial		561310-131	06/94	105.6	104.7	([3])	([3])	([3])
Sales and marketing		561310-141	06/94	98.8	([3])	([3])	([3])	([3])
Operations, administration, and human resources		561310-151	12/01	108.8	108.8	108.8	-2.6	0
Other occupations		561310-161	06/94	109.1	107.9	107.9	-1.1	0
Internet recruiting services		561310-2	12/01	132.9	133.2	133.2	5.1	0
Other receipts		561310-SM	12/03	103.0	103.0	103.0	0	0
Temporary help services	56132		12/03	106.3	107.8	107.7	3.1	-.1
Temporary help services	561320		12/03	106.3	107.8	107.8	3.1	0
Primary services		561320-P	06/94	122.6	124.4	124.4	3.2	0
Office and clerical occupations		561320-1	06/94	128.6	131.5	131.5	4.9	0
Light and heavy industrial occupations		561320-2	06/94	124.0	124.6	124.4	2.5	-.2
Technical and professional occupations		561320-3	06/94	76.2	77.1	79.0	5.3	2.5
Medical personnel occupations		561320-4	06/94	134.2	134.2	134.2	0	0
Other temporary help supply services		561320-5	06/94	128.4	131.8	128.9	-2.4	-2.2
Other receipts		561320-SM	12/03	118.1	118.1	118.1	1.1	0
Employee leasing services	56133		12/03	104.8	104.8	104.8	.2	0
Employee leasing services	561330		12/03	104.8	104.8	104.8	.2	0
Primary services		561330-P	06/94	135.5	135.5	135.5	.2	0
Employee leasing services		561330-1	06/94	135.5	135.5	135.5	.2	0
Travel agencies	56151		12/03	101.5	99.2	101.4	4.9	2.2
Travel agencies	561510		12/89	113.8	111.2	113.6	4.9	2.2
Primary services		561510-P	12/89	113.9	111.2	113.7	4.5	2.2
Airline arrangements		561510-1	12/89	90.9	91.4	89.2	-3.4	-2.4
Domestic flights		561510-111	12/89	101.1	102.3	100.1	-2.0	-2.2
Business domestic airline bookings		561510-11101	06/02	93.5	93.7	93.5	1.1	-.2
Leisure domestic airline bookings		561510-11102	06/02	84.5	86.1	83.0	-4.2	-3.6
International flights		561510-112	12/89	58.9	57.8	55.9	-8.5	-3.3
Business international airline bookings		561510-11201	06/02	94.2	94.1	94.1	-.1	0
Leisure international airline bookings		561510-11202	06/02	98.1	94.9	89.6	-14.0	-5.6
Other travel arrangements, except airline		561510-2	12/89	167.5	160.6	168.9	9.8	5.2
Hotel and car rental bookings		561510-211	12/89	185.1	173.0	191.0	16.2	10.4
Cruise and tour bookings		561510-222	06/02	102.2	99.4	100.6	-1.2	1.2
Other travel arrangements and service fees		561510-233	06/02	108.3	108.6	108.6	26.1	0
Other receipts		561510-SM	06/02	115.5	([3])	115.3	15.0	([3])
Security guards and patrol services	561612		12/04	102.8	102.6	103.6	2.1	1.0
Primary services		561612-P	12/04	102.9	102.7	103.7	2.1	1.0
Security guards and patrol services		561612-1	12/04	102.9	102.7	103.7	2.1	1.0
Other receipts		561612-SM	12/04	100.0	([3])	100.0	0	([3])
Janitorial services	56172		12/03	103.7	104.5	104.5	2.7	0
Janitorial services	561720		12/94	122.7	123.6	123.6	2.6	0
Primary services		561720-P	12/94	122.7	123.7	123.6	2.6	-.1
Nonresidential cleaning services		561720-3	06/03	103.0	103.2	103.1	1.8	-.1
Residential cleaning services		561720-4	06/03	112.8	120.9	120.8	9.7	-.1
Other receipts		561720-SM	12/94	120.3	120.3	120.3	2.5	0
Waste collection	5621		12/03	104.2	104.4	104.8	1.4	.4
Waste collection	56211		12/03	104.2	104.4	104.8	1.4	.4
Solid waste collection	562111		12/03	104.2	104.5	104.8	1.4	.3
Primary services		562111-P	06/93	141.0	141.3	141.8	1.1	.4
Solid waste collection		562111-2	06/93	141.0	141.3	141.8	1.1	.4
Offices of physicians	6211		12/96	117.6	117.1	117.9	1.0	.7
Offices of physicians	62111		12/96	117.6	117.1	117.9	1.0	.7

See footnotes at end of table.

Table 5. Producer price indexes for the net output of selected industries and their products, not seasonally adjusted —Continued

Industry and product[1]	Industry code	Product code	Index base	Index June 2006[2]	Index Sep. 2006[2]	Index Oct. 2006[2]	Percent change to Oct. 2006 from: Oct. 2005	Percent change to Oct. 2006 from: Sep. 2006
Offices of physicians (exc mental health)	621111		12/93	126.9	126.4	127.2	1.0	0.6
Primary services		621111-P	12/93	127.0	126.5	127.3	1.0	.6
One and two physician practices and single specialty group practices		621111-4	12/93	125.5	124.8	125.9	1.0	.9
General/family practice		621111-411	12/93	134.1	133.8	135.6	2.4	1.3
Internal medicine		621111-412	12/99	110.2	108.2	111.4	2.8	3.0
General surgery and other surgical specialties		621111-413	12/99	103.4	103.4	103.4	-.3	0
Pediatrics		621111-414	12/93	178.1	178.1	178.1	3.4	0
Obstetrics/gynecology		621111-415	12/93	132.7	132.7	132.7	0	0
Other specialty		621111-419	12/99	112.4	112.0	112.3	-.3	.3
Multispecialty group practice		621111-5	12/93	132.7	132.8	132.7	1.1	-.1
Medical and diagnostic laboratories	6215		12/03	104.4	104.5	104.4	0	-.1
Medical and diagnostic laboratories	62151		12/03	104.4	104.5	104.4	0	-.1
Medical laboratories	621511		12/03	106.1	106.0	106.0	0	0
Primary services		621511-P	06/94	126.3	126.3	126.2	0	-.1
Medical laboratory services		621511-2	06/94	126.3	126.3	126.2	0	-.1
Other receipts		621511-SM	06/06	100.0	([3])	100.0	([3])	([3])
Diagnostic imaging centers	621512		12/03	101.5	101.8	101.7	.1	-.1
Primary services		621512-P	06/94	106.6	106.8	106.8	.2	0
Diagnostic imaging services		621512-4	06/94	106.6	106.8	106.8	.2	0
Other receipts		621512-SM	12/03	([3])	([3])	([3])	([3])	([3])
Home health care services	6216		12/96	121.8	121.8	122.1	.4	.2
Home health care services	62161		12/96	121.8	121.8	122.1	.4	.2
Home health care services	621610		12/96	121.9	121.8	122.2	.4	.3
Primary services		621610-P	12/96	118.1	118.0	118.4	.5	.3
Public payors		621610-3	12/03	103.4	103.3	104.0	1.4	.7
Medicare payors		621610-31	12/96	121.0	120.5	121.6	1.5	.9
Non-Medicare public payors		621610-32	12/03	103.8	103.9	104.2	1.1	.3
Private payors		621610-4	12/03	101.6	101.7	101.6	-.6	-.1
Other receipts		621610-SM	12/96	189.4	189.4	189.4	-.4	0
Hospitals	622		12/92	152.5	153.6	155.3	3.9	1.1
General medical and surgical hospitals	6221		12/03	110.7	111.3	112.6	3.6	1.2
General medical and surgical hospitals	62211		12/03	110.7	111.3	112.6	3.6	1.2
General medical and surgical hospitals	622110		12/92	152.7	153.6	155.4	3.6	1.2
Primary services		622110-P	12/92	154.7	155.7	157.5	3.6	1.2
Medicare patients		622110-2	12/92	136.1	136.8	137.9	2.5	.8
Medicaid patients		622110-4	12/92	132.6	132.9	133.8	1.7	.7
All other patients		622110-6	12/92	170.3	171.8	174.4	4.8	1.5
Diseases and disorders of the nervous system		622110-601	12/92	171.9	171.8	171.8	3.4	0
Diseases and disorders of the ear, nose, mouth, and throat		622110-603	12/92	153.8	154.9	156.9	4.3	1.3
Diseases and disorders of the respiratory system		622110-604	12/92	164.4	168.0	167.8	7.2	-.1
Diseases and disorders of the circulatory system		622110-605	12/92	170.6	172.1	175.7	5.0	2.1
Diseases and disorders of the digestive system		622110-606	12/92	179.5	178.9	182.5	4.2	2.0
Diseases and disorders of the hepatobiliary system and pancreas		622110-607	12/92	191.4	192.2	196.6	7.2	2.3
Diseases and disorders of the musculoskeletal system and connective tissue		622110-608	12/92	164.8	166.1	166.8	4.9	.4
Diseases and disorders of the skin, subcutaneous tissue and breast		622110-609	12/92	175.6	179.8	182.4	4.6	1.4
Endocrine, nutritional, and metabolic diseases and disorders		622110-611	12/92	161.9	162.0	162.1	.5	.1
Diseases and disorders of the kidney and urinary tract		622110-612	12/92	173.5	174.5	181.2	7.3	3.8
Diseases and disorders of the male reproductive system		622110-613	12/92	215.3	215.3	215.3	7.6	0
Diseases and disorders of the female reproductive system		622110-614	12/92	171.0	172.1	180.2	8.9	4.7
Pregnancy, childbirth, and the puerperium		622110-615	12/92	180.6	182.9	186.4	4.8	1.9
Newborns and other neonates with conditions originating in the perinatal period		622110-616	12/92	176.3	178.4	181.0	2.3	1.5
Diseases and disorders of the blood and blood forming organs and immun. diseases		622110-617	12/92	205.6	205.3	214.7	2.9	4.6
Myeloproliferative diseases and disorders, and poorly differentiated neoplasms		622110-618	12/92	144.2	145.9	145.9	-.4	0
Infectious and parasitic diseases (systemic or unspecified sites)		622110-619	12/92	147.7	147.7	147.7	3.9	0
Alcohol/drug use and alcohol/drug induced organic mental disorders		622110-622	12/92	185.9	185.9	197.6	6.3	6.3
Injuries, poisonings, and toxic effects of drugs		622110-623	12/92	150.3	157.4	157.1	4.5	-.2
Factors influencing health status and other contacts with health services		622110-625	12/92	149.5	148.9	149.0	-1.0	.1
Multiple significant trauma		622110-626	12/00	120.4	120.7	122.1	2.8	1.2
Human immunodeficiency virus infections		622110-627	12/00	121.1	122.5	122.9	3.7	.3
Other diseases and disorders		622110-628	12/03	103.9	106.0	108.5	4.3	2.4
Other receipts		622110-SM	12/92	139.3	137.5	139.3	3.3	1.3

See footnotes at end of table.

Table 5. Producer price indexes for the net output of selected industries and their products, not seasonally adjusted —Continued

Industry and product[1]	Industry code	Product code	Index base	Index			Percent change to Oct. 2006 from:	
				June 2006[2]	Sep. 2006[2]	Oct. 2006[2]	Oct. 2005	Sep. 2006
Psychiatric and substance abuse hospitals	6222		12/03	105.6	105.9	106.0	1.9	0.1
Psychiatric and substance abuse hospitals	62221		12/03	105.6	105.9	106.0	1.9	.1
Psychiatric and substance abuse hospitals	622210		12/92	124.4	124.7	124.9	1.9	.2
Primary services		622210-P	12/92	124.4	124.7	124.9	2.0	.2
Psychiatric hospitals		622210-3	12/92	124.6	125.2	125.1	1.9	-.1
Substance abuse hospitals		622210-5	12/92	135.2	133.0	136.2	2.3	2.4
Other specialty hospitals	6223		12/03	121.1	127.5	127.5	12.9	0
Other specialty hospitals	62231		12/03	121.1	127.5	127.5	12.9	0
Other specialty hospitals	622310		12/92	181.6	191.1	191.1	12.9	0
Primary services		622310-P	12/92	208.9	219.9	219.9	12.9	0
Specialty, except psychiatric and substance abuse, hospitals		622310-6	12/92	208.9	219.9	219.9	12.9	0
Nursing care facilities	6231		12/03	109.0	109.9	110.6	2.9	.6
Nursing care facilities	62311		12/03	109.0	109.9	110.6	2.9	.6
Nursing care facilities	623110		12/94	165.3	166.7	167.7	2.9	.6
Primary services		623110-P	12/94	166.0	167.4	168.4	2.9	.6
Public payors		623110-1	12/94	162.9	164.6	165.4	1.4	.5
Private payors		623110-3	12/94	171.3	172.4	173.6	5.2	.7
Other receipts		623110-SM	12/94	141.2	140.5	141.2	3.9	.5
Residential mental retardation facilities	62321		12/03	108.0	109.3	109.0	4.1	-.3
Residential mental retardation facilities	623210		12/03	108.0	109.3	109.0	4.1	-.3
Primary services		623210-P	12/03	108.2	109.5	109.2	4.2	-.3
Residential mental retardation services		623210-1	12/03	108.2	109.5	109.2	4.2	-.3
Amusement and theme parks	7131		12/05	([3])	104.6	104.6	([3])	0
Amusement and theme parks	71311		12/05	([3])	104.6	104.6	([3])	0
Amusement and theme parks	713110		12/05	([3])	104.6	104.6	([3])	0
Primary services		713110-P	12/05	([3])	104.6	104.6	([3])	0
Amusement and theme park admissions		713110-1	12/05	([3])	106.3	106.4	([3])	.1
Amusement and theme park food and beverage sales		713110-2	12/05	([3])	100.7	100.5	([3])	-.2
Amusement and theme park merchandise sales, games, and other services		713110-3	12/05	([3])	103.6	103.6	([3])	0
Golf courses and country clubs	71391		12/05	102.3	102.5	101.6	([3])	-.9
Golf courses and country clubs	713910		12/05	102.3	102.5	101.6	([3])	-.9
Primary services		713910-P	12/05	102.4	102.6	101.6	([3])	-1.0
Membership dues and fees		713910-1	12/05	103.3	103.3	103.3	([3])	0
Greens and guest fees		713910-2	12/05	100.0	99.4	97.1	([3])	-2.3
Food and beverage sales		713910-3	12/05	104.2	105.6	105.5	([3])	-.1
Equipment rentals and all other golf services		713910-4	12/05	101.8	101.8	99.3	([3])	-2.5
Other receipts		713910-SM	12/05	100.7	100.7	100.7	([3])	0
Fitness and recreational sports centers	71394		12/04	99.7	98.1	98.3	-.3	.2
Fitness and recreational sports centers	713940		12/04	99.7	98.1	98.3	-.3	.2
Primary services		713940-P	12/04	99.5	97.7	97.9	-.4	.2
Fitness and recreational facility memberships		713940-1	12/04	97.7	95.0	95.4	-1.9	.4
Recreational facility admissions, classes, and other fitness center services		713940-2	12/04	106.4	108.1	107.3	4.5	-.7
Other receipts		713940-SM	12/04	100.4	100.2	100.4	.2	.2
Accommodation	721		12/96	137.3	139.7	136.2	2.3	-2.5
Accommodation	7211		12/96	137.3	139.7	136.2	2.3	-2.5
Hotels (exc casino hotels) and motels	72111		12/03	114.5	117.0	113.5	2.0	-3.0
Hotels (exc casino hotels) and motels	721110		12/03	114.5	117.0	113.5	2.0	-3.0
Primary services		721110-P	12/03	115.0	117.6	114.0	2.1	-3.1
Guestroom rental		721110-1	12/03	116.5	119.8	115.0	1.5	-4.0
Limited service hotels and motels		721110-101	06/93	145.2	146.4	146.4	6.1	0
Full service hotels and motels		721110-102	06/93	156.8	166.3	153.0	.4	-8.0
Luxury and resort hotels, excluding casino hotels		721110-103	06/93	183.4	184.1	177.4	-4.3	-3.6
Food and beverages		721110-2	12/03	110.4	111.3	111.1	4.0	-.2
Food and nonalcoholic beverages		721110-201	12/03	110.5	111.4	111.3	4.1	-.1
Alcoholic beverages		721110-202	12/03	110.3	110.6	110.5	3.6	-.1
Other guest services		721110-4	12/03	111.0	111.0	111.4	3.0	.4

See footnotes at end of table.

Table 5. Producer price indexes for the net output of selected industries and their products, not seasonally adjusted —Continued

Industry and product[1]	Industry code	Product code	Index base	Index			Percent change to Oct. 2006 from:	
				June 2006[2]	Sep. 2006[2]	Oct. 2006[2]	Oct. 2005	Sep. 2006
Hotels (exc casino hotels) and motels—Continued								
Other receipts		721110-SM	12/03	101.5	102.1	102.1	0.6	0.0
Casino hotels	72112		12/03	111.9	111.9	110.9	3.4	-.9
Casino hotels	721120		12/03	111.9	111.9	110.9	3.4	-.9
Primary services		721120-P	12/03	112.0	111.4	110.4	3.3	-.9
Casino hotel guestroom rental		721120-1	06/01	128.3	121.7	105.1	-7.6	-13.6
Food and beverages		721120-2	12/03	114.5	114.5	114.5	5.0	0
Food and nonalcoholic beverages		721120-201	12/03	114.7	114.7	114.7	5.8	0
Alcoholic beverages		721120-202	12/03	114.1	114.1	114.1	3.1	0
Other guest services		721120-4	12/03	115.0	115.0	115.0	16.3	0
Casino gaming receipts		721120-5	06/01	106.2	106.7	108.7	4.9	1.9
Other receipts		721120-SM	12/03	109.7	125.2	123.6	6.2	-1.3
Special indexes								
Pharmaceutical preparations by Rx and OTC.	32541D							
Pharmaceutical preparations, non-prescription		32541D-OTC	06/01	101.6	102.1	102.1	1.8	0
Pharmaceutical preparations, prescription		32541D-RX	06/01	128.7	128.3	128.8	5.2	.4
Premiums for property and casualty insurance[5]	924126		06/98	121.4	121.6	121.6	.5	0
Primary services		924126-P	06/98	121.6	121.7	121.7	.5	0
Premiums for private passenger auto insurance		924126-1	06/98	123.9	123.9	123.9	.2	0
Premiums for homeowner's insurance		924126-2	06/98	155.8	156.1	156.3	2.2	.1
Premiums for commercial auto insurance		924126-3	06/98	114.1	114.0	113.6	-.6	-.4
Premiums for non-auto liability insurance		924126-4	06/98	113.3	113.8	113.7	.7	-.1
Premiums for medical malpractice insurance		924126-402	06/98	124.7	124.5	124.6	.2	.1
Premiums for product and other non-auto liability insurance		924126-403	06/98	110.1	110.7	110.5	.8	-.2
Premiums for commercial multiple peril insurance		924126-5	06/98	113.0	113.4	113.6	.6	.2
Premiums for worker's compensation insurance		924126-6	06/98	114.9	115.0	115.0	1.3	0
Premiums for other property and casualty insurance		924126-7	12/03	101.4	101.9	101.8	-.2	-.1

[1] Industry and product class indexes may include products not shown separately.

[2] The indexes for June 2006 have been recalculated to incorporate late reports and corrections by respondents. All indexes are subject to revision 4 months after original publication.

[3] Not available.

[4] Seasonal product—no price available this month.

[5] The special index for 924126, in which prices reflect premiums only, contrasts with the index shown elsewhere in this table for NAICS 524126, where prices reflect premiums plus the amount of investment income earned on the invested portion of the premium.

n.e.c. = Not elsewhere classified.

Note: NAICS 2002 replaced the SIC system beginning with the release of PPI data for January 2004. See http://www.bls.gov/ppi/ppinaics.htm for details.

Table 6. Producer price indexes and percent changes for commodity groupings and individual items, not seasonally adjusted

(1982=100 unless otherwise indicated)

Commodity	Commodity code	Other index base	Index			Percent change to Oct. 2006 from:	
			June 2006[1]	Sep. 2006[1]	Oct. 2006[1]	Oct. 2005	Sep. 2006
All commodities			166.1	165.4	162.0	-2.5	-2.1
Industrial commodities			170.6	169.3	165.2	-3.2	-2.4
Farm products, processed foods and feeds			140.1	142.7	143.5	1.9	.6
Farm products	01		113.8	119.8	123.1	6.4	2.8
Fruits & melons, fresh/dry vegs. & nuts	011		131.0	159.4	153.5	22.0	-3.7
Fresh fruits and melons	0111		110.3	128.7	133.7	40.3	3.9
Citrus fruits	01		174.4	266.1	283.3	109.4	6.5
Grapefruits	0101		301.9	309.3	(2)	(2)	(2)
Lemons	0104		268.3	327.1	340.7	106.1	4.2
Valencia oranges	0105		91.9	152.5	163.1	106.7	7.0
Navel oranges	0106		151.4	(2)	(2)	(2)	(2)
Other fruits and berries	02		95.4	98.9	101.1	15.7	2.2
Plums and fresh prunes	0201	12/91	339.2	139.1	149.1	23.1	7.2
Nectarines	0202	12/91	118.2	66.2	(2)	(2)	(2)
Cherries	0203	12/91	130.3	(2)	(2)	(2)	(2)
Apricots	0204	12/91	198.4	(2)	(2)	(2)	(2)
Pineapples	0207	12/91	119.8	130.4	(2)	(2)	(2)
Granny Smith apples	0208	12/91	88.2	171.0	106.7	22.1	-37.6
Rome apples	0209	12/91	(2)	(2)	137.7	34.5	(2)
Golden delicious apples	0211	12/91	100.4	133.4	134.9	23.8	1.1
Red delicious apples	0215		129.0	193.0	172.1	27.0	-10.8
McIntosh apples	0216		(2)	163.4	157.1	17.9	-3.9
Table grapes	0218		(2)	86.1	83.2	-4.0	-3.4
Peaches	0219		156.5	110.7	109.0	26.6	-1.5
Pears	0221		112.9	87.3	103.9	13.4	19.0
Strawberries	0222		75.9	117.4	147.4	64.3	25.6
Raspberries	0224	12/91	32.5	21.6	36.2	0	67.6
Blackberries	0225	12/91	(2)	68.3	(2)	(2)	(2)
Cranberries	0226	12/91	(2)	(2)	38.8	9.9	(2)
Blueberries	0227	12/91	25.0	30.4	(2)	(2)	(2)
Melons	03	12/91	93.8	75.0	76.2	13.2	1.6
Cantaloupes	0301		138.5	72.8	98.8	-1.6	35.7
Honeydews	0302	12/91	124.0	104.8	83.3	-16.7	-20.5
Watermelons	0303	12/91	118.1	131.5	113.8	40.3	-13.5
Fresh and dry vegetables	0113		133.1	176.4	152.8	12.4	-13.4
Dry vegetables	01		89.3	97.7	98.7	14.0	1.0
Dry pea beans	0101		110.3	105.1	105.5	3.0	.4
Dry pinto beans	0102	12/91	166.7	206.8	210.0	24.0	1.5
Dry great northern beans	0103	12/91	192.6	198.1	197.6	14.2	-.3
Dry pink beans	0104	12/91	197.0	201.5	211.1	4.8	4.8
Dry peas	0105	12/91	97.2	106.8	106.8	36.9	0
Dry lentils	0106	12/91	74.1	49.8	50.4	-39.1	1.2
Fresh vegetables, except potatoes	02		128.7	192.2	166.7	15.8	-13.3
Cabbage	0211		171.8	189.7	211.0	4.7	11.2
Carrots	0212		134.3	169.6	180.4	34.5	6.4
Celery	0213		114.9	255.2	345.8	73.6	35.5
Sweet corn	0214		117.8	141.1	109.5	-25.2	-22.4
Lettuce	0215		91.0	160.8	113.6	-17.1	-29.4
Dry onions	0216		125.3	160.1	136.6	9.8	-14.7
Tomatoes	0217		155.3	324.0	284.8	45.9	-12.1
Snap beans	0218		174.4	244.6	333.1	98.2	36.2
Green peas	0219	12/91	(2)	113.9	134.7	12.5	18.3
Asparagus	0221	12/91	160.5	(2)	(2)	(2)	(2)
Broccoli	0222	12/91	159.4	157.2	84.5	-1.1	-46.2
Cauliflower	0223	12/91	46.3	99.2	27.9	-11.1	-71.9
Spinach	0224	12/91	256.9	419.5	312.1	77.9	-25.6
Greens	0225	12/91	116.0	172.3	166.2	17.5	-3.5
Endive	0226	12/91	339.6	309.8	293.7	-30.2	-5.2
Green onions	0227	12/91	190.3	291.0	447.7	6.5	53.8
Green peppers	0228	12/91	148.7	176.9	206.2	-7.8	16.6
Eggplant	0229	12/91	125.4	182.0	208.6	63.9	14.6
Squash	0231	12/91	141.4	181.3	145.8	-34.9	-19.6
Beets	0232	12/91	121.3	114.3	(2)	(2)	(2)
Radishes	0233	12/91	376.7	281.8	277.0	-4.7	-1.7
Cucumbers	0234	12/91	255.5	267.7	240.0	11.1	-10.3
Sweet potatoes	03		111.3	109.3	131.0	7.4	19.9
Irish potatoes for consumer use	04		170.5	146.3	136.6	-4.6	-6.6
Long white potatoes	0401	12/91	168.6	(2)	(2)	(2)	(2)
Round white potatoes	0402	12/91	355.8	227.2	220.1	4.5	-3.1
Russet potatoes	0403	12/91	126.5	131.4	119.6	-4.0	-9.0
Round red potatoes	0404	12/91	150.0	156.4	154.8	12.0	-1.0
Irish potatoes for processing	05	12/91	142.8	121.6	67.6	-7.9	-44.4

See footnotes at end of table.

Table 6. Producer price indexes and percent changes for commodity groupings and individual items, not seasonally adjusted—Continued

(1982=100 unless otherwise indicated)

Commodity	Commodity code	Other index base	Index			Percent change to Oct. 2006 from:	
			June 2006[1]	Sep. 2006[1]	Oct. 2006[1]	Oct. 2005	Sep. 2006
Tree nuts	0119		([2])	([2])	860.6	-3.3	([2])
Almonds	0102	12/91	([2])	([2])	232.0	-2.4	([2])
Walnuts	0104	12/91	([2])	([2])	156.1	1.7	([2])
Grains	012		95.7	92.3	114.6	50.6	24.2
Wheat	0121		115.3	115.3	127.8	17.0	10.8
Hard red winter wheat	0101		122.0	121.6	129.3	18.1	6.3
Hard red spring wheat	0102		118.7	122.7	134.0	4.9	9.2
Soft white wheat	0103		92.0	100.7	121.6	40.4	20.8
Soft red winter wheat	0104		116.8	103.7	125.7	11.6	21.2
Hard amber durum wheat	0105	12/84	117.9	129.4	132.2	31.4	2.2
Other grains	0122		90.7	85.4	112.3	70.9	31.5
Barley	01		109.3	117.8	134.3	32.3	14.0
Corn	02		88.2	82.9	110.0	75.7	32.7
Oats	03		115.3	111.2	120.2	21.0	8.1
Rye	04		([2])	87.9	87.9	-1.7	0
Sorghum	05	12/91	98.6	85.9	113.3	47.7	31.9
Rough Rice	0123	12/91	63.7	69.5	74.9	36.4	7.8
Slaughter livestock	013		112.8	118.5	117.1	-1.4	-1.2
Slaughter cattle	0131		120.6	130.2	128.8	-1.5	-1.1
Slaughter steers and heifers	01		120.1	131.5	130.1	-1.7	-1.1
Slaughter cows and bulls	02		114.6	114.7	113.4	-1.0	-1.1
Slaughter vealers	03		66.1	66.6	66.0	9.1	-.9
Slaughter hogs	0132		88.7	84.4	82.6	-1.7	-2.1
Slaughter barrows and gilts	01		89.3	84.3	82.1	-1.1	-2.6
Slaughter sows	02		77.0	84.8	90.0	-11.2	6.1
Slaughter lambs	0133		145.9	144.8	154.8	-1.0	6.9
Slaughter poultry	014		150.4	164.0	162.7	-1.8	-.8
Slaughter chickens	0141		155.2	166.0	158.4	-6.5	-4.6
Slaughter turkeys	0142		133.6	159.2	183.6	20.1	15.3
Slaughter ducks	0143	12/91	154.9	155.6	155.6	.9	0
Plant and animal fibers	015		80.2	77.8	77.1	-10.7	-.9
Raw cotton	0151		79.5	77.0	76.5	-10.7	-.6
Wool	0152		76.6	([2])	67.1	-6.7	([2])
Fluid milk	016		89.1	94.3	99.5	-14.3	5.5
Milk eligible for fluid use	0161		89.3	94.6	99.8	-14.2	5.5
Milk, manufacturing grade	0162		92.8	97.7	101.8	-16.8	4.2
Chicken eggs	017		102.6	92.7	93.7	7.6	1.1
Chicken eggs	0171						
Eggs for fresh use	07	12/91	90.7	84.2	85.1	14.2	1.1
Eggs, jumbo	0701	12/84	107.7	105.3	99.3	8.6	-5.7
Eggs, extra large	0702	12/84	106.6	100.3	98.7	12.9	-1.6
Eggs, large	0703		112.5	103.6	102.2	13.4	-1.4
Eggs, medium	0704	12/84	88.1	82.2	97.3	20.1	18.4
Eggs, small	0705	12/84	67.3	67.3	75.0	39.4	11.4
Breaker stock and checks and undergrades	08	12/91	75.6	61.9	63.0	-11.4	1.8
Breaker stock	0801	12/91	77.5	63.9	65.0	-10.8	1.7
Checks and undergrades	0802	12/91	61.7	46.9	48.7	-16.8	3.8
Hay, hayseeds and oilseeds	018		125.3	116.6	121.1	4.5	3.9
Alfalfa hay	0181		212.1	206.6	206.6	5.7	0
Oilseeds	0183		106.4	97.6	102.6	4.2	5.1
Peanuts	0111		85.5	95.5	95.5	13.7	0
Cottonseed	0121		([2])	125.5	126.3	11.5	.6
Soybeans	0131		96.7	87.0	91.8	3.7	5.5
Flaxseed	0151	12/91	108.5	109.5	110.5	-9.1	.9

See footnotes at end of table.

Table 6. Producer price indexes and percent changes for commodity groupings and individual items, not seasonally adjusted—Continued

(1982=100 unless otherwise indicated)

Commodity	Commodity code	Other index base	Index			Percent change to Oct. 2006 from:	
			June 2006[1]	Sep. 2006[1]	Oct. 2006[1]	Oct. 2005	Sep. 2006
Oilseeds—Continued	0183						
Sunflower	0161	12/91	111.8	114.7	119.5	-2.3	4.2
Processed foods and feeds	02		153.8	154.7	154.1	.1	-.4
Cereal and bakery products	021		183.4	184.6	187.5	5.6	1.6
Bakery products	0211		207.3	208.3	210.1	3.8	.9
Bread, including frozen	02	06/06	100.0	100.6	101.6	([2])	1.0
Bread, including frozen	0201	06/06	100.0	100.6	101.6	([2])	1.0
Bread rolls, muffins, bagels, & croissants	05		205.0	207.1	209.0	4.6	.9
Bread rolls, muffins, bagels, & croissants	0505	06/06	100.0	101.0	101.9	([2])	.9
Sweet yeast goods	07		196.7	197.1	199.7	3.6	1.3
Soft cakes	08		226.7	229.7	231.0	5.2	.6
Pies	09		229.1	217.9	221.8	.5	1.8
Cookies, crackers, and related products	21		194.8	195.5	196.4	2.7	.5
Cookies, wafers, and ice cream cones and cups, excep	2103	06/83	174.9	175.6	176.7	3.0	.6
Crackers, soft pretzels, biscuits, and related produ	2104	06/83	211.4	211.7	212.1	2.1	.2
Flour and flour base mixes and doughs	0212		144.7	145.1	149.6	9.4	3.1
Flour	03		147.7	147.2	155.6	15.6	5.7
Flour base mixes and doughs	04		143.5	144.7	145.4	3.6	.5
Milled rice	0213		131.2	142.3	145.2	20.4	2.0
Head rice	01		138.4	150.0	151.6	23.1	1.1
Other milled rice and byproducts	02	06/84	82.2	89.5	95.6	9.0	6.8
Other cereals	0214		166.8	167.2	170.1	4.0	1.7
Pasta products	02	06/85	128.0	128.0	128.4	.4	.3
Other cereals except pasta products	09	06/85	162.4	162.9	166.0	4.6	1.9
Breakfast cereals, instant hot and cooked	0903	12/00	107.2	107.2	110.0	2.6	2.6
Breakfast cereals, ready to serve	0904	12/83	185.8	186.8	186.9	.6	.1
Manufactured starch	0907	06/85	152.7	153.3	155.5	11.2	1.4
Other grain mill products, except wheat	0908	06/98	100.1	99.5	109.1	16.2	9.6
Meats, poultry, and fish	022		139.7	141.2	137.2	-4.5	-2.8
Meats	0221		135.9	138.9	134.0	-2.4	-3.5
Beef/veal products, fresh or frozen	01		142.4	141.9	139.4	-3.3	-1.8
Beef carcass, fresh or frozen	0103	06/01	112.7	116.5	116.1	3.8	-.3
Boneless beef, fresh/frozen, inc. ground bulk/patty	0124	06/01	114.5	112.9	109.5	-7.4	-3.0
Boxed beef/subprimal/fabricated cuts, however pkgd.	0125	12/95	144.0	140.5	136.7	-6.8	-2.7
Other beef product, fresh or frozen, inc. organ cuts	0128	06/01	109.4	123.3	126.4	18.4	2.5
Lamb/mutton, fresh or frozen	03		185.6	190.4	189.9	-.9	-.3
Pork products, fresh, frozen or processed	04		129.8	140.8	128.1	-2.4	-9.0
Pork, fresh/frozen, unproc., all cuts, ex. sausage	0444	06/01	102.4	112.3	96.8	-4.6	-13.8
Pork, processed or cured, not canned or sausage	0447	06/01	108.1	115.5	113.3	.8	-1.9
Other meats, fresh, frozen, or canned	05		129.7	131.4	130.7	.3	-.5
Fresh/processed sausage, deli & cooked meats, etc.	0503	06/01	109.2	111.7	111.1	1.6	-.5
Canned meats, exc. dog, cat, and baby food	0579	12/88	128.3	129.4	129.4	-.8	0
Portion control & other meat-type products	0586	12/01	103.2	102.4	101.4	-2.2	-1.0
Processed poultry	0222		118.9	122.2	119.6	-9.0	-2.1
Young chickens (broilers/fryers/roasters)	03		120.5	126.4	117.5	-16.5	-7.0
Turkeys (toms/hens), inc. whole/parts/grou	06		101.7	104.0	111.9	2.1	7.6
Canned, cooked, smoked or prepared poultry	08		129.1	128.4	132.1	2.3	2.9
Chicken hens and other poultry/small game	09	12/90	58.8	([2])	59.3	-33.6	([2])
Unprocessed and packaged fish	0223		254.0	222.8	224.7	-7.1	.9
Unprocessed finfish	01		421.3	281.6	284.6	-18.0	1.1
Haddock	0101		187.3	146.1	192.2	-9.0	31.6
Halibut	0102		([2])	392.7	([2])	([2])	([2])
Salmon	0103		344.2	([2])	([2])	([2])	([2])
Flounder	0131	12/91	91.0	126.9	140.3	8.5	10.6
Cod	0132	12/91	101.9	117.2	109.2	-43.0	-6.8
Pollock	0133	12/91	71.8	42.2	35.4	-48.0	-16.1
Other finfish	0199	12/91	306.3	298.8	334.9	-.2	12.1
Fresh packaged fish and seafood	02		262.3	259.0	256.0	3.8	-1.2
Frozen packaged fish and seafood	03		173.3	170.2	168.9	-8.6	-.8
Frozen packaged fish, excluding shellfish	0311	12/82	186.5	190.2	190.6	7.3	.2
Frozen packaged shellfish and other seafood	0313	12/82	155.5	151.3	149.6	-12.1	-1.1
Canned and cured seafood	04		110.3	109.0	113.8	10.4	4.4
Unprocessed shellfish	05	12/91	166.8	172.2	179.1	-4.2	4.0
Shrimp	0501	12/91	89.3	76.1	71.9	-24.6	-5.5
Crabs	0502	12/91	180.0	222.1	260.8	99.4	17.4
Lobsters	0503	12/91	130.1	106.6	104.1	-24.3	-2.3
Clams	0504	12/91	217.0	292.4	292.4	([2])	0

See footnotes at end of table.

Table 6. Producer price indexes and percent changes for commodity groupings and individual items, not seasonally adjusted—Continued

(1982=100 unless otherwise indicated)

Commodity	Commodity code	Other index base	Index			Percent change to Oct. 2006 from:	
			June 2006[1]	Sep. 2006[1]	Oct. 2006[1]	Oct. 2005	Sep. 2006
Unprocessed and packaged fish—Continued	0223						
Other shellfish	0599	12/91	188.2	188.9	186.6	-45.6	-1.2
Dairy products	023		144.1	148.2	149.1	-4.1	.6
Fluid milk products	0231		158.7	160.6	165.7	-2.4	3.2
Packaged fluid milk and related products	03	12/82	162.8	164.2	170.8	-1.6	4.0
Fluid whole milk	0301		156.5	158.4	165.6	-2.4	4.5
Reduced fat and lowfat milk (1/2-2%)	0302	12/82	174.4	175.9	183.5	-.4	4.3
Fat free or skim milk	0303	12/82	179.6	180.9	187.7	1.3	3.8
Cream: light, heavy, sour, half & half, and whipped	0304	12/82	150.3	150.8	153.4	-5.4	1.7
Cottage cheese	04	12/82	169.1	170.1	170.9	-1.3	.5
Other milk products	05	12/82	156.9	156.5	158.1	0	1.0
Bulk fluid milk and cream	06	12/91	107.2	111.3	113.3	-8.1	1.8
Butter	0232		87.5	97.4	97.5	-19.6	.1
Natural, processed, and imitation cheese	0233		123.0	128.2	124.6	-8.9	-2.8
Natural cheese, except cottage cheese	02		116.9	122.1	118.0	-10.1	-3.4
Processed cheese and related products	03		130.5	135.5	132.4	-5.8	-2.3
Imitation cheese	04	06/88	156.6	156.6	156.5	-2.8	-.1
Liquid raw whey	07	12/04	99.4	107.7	131.9	.5	22.5
Ice cream and frozen desserts	0234		175.9	176.1	177.0	2.2	.5
Dry, condensed, and evaporated milk prod	0235		144.1	151.5	155.1	3.7	2.4
Dry milk product, including feed grade	02	12/83	124.7	132.1	137.4	7.8	4.0
Liquid milk products	03	12/83	175.5	183.7	183.3	-1.0	-.2
Consumer-type canned milk products	0301	12/83	205.2	209.9	209.8	1.2	0
Bulk liquid milk products, including feed grade	0303	12/83	119.5	131.4	130.7	-5.1	-.5
Processed fruits and vegetables	024		148.1	150.7	151.9	7.7	.8
Canned fruits and juices	0241		151.4	152.2	155.8	4.4	2.4
Canned fruits	01		146.9	147.5	147.8	1.7	.2
Canned fruit juices	02		156.1	157.0	162.3	5.8	3.4
Frozen fruits, juices and ades	0242		176.1	190.5	190.5	35.4	0
Frozen fruits, melons, and berries	02		177.5	178.2	178.4	10.0	.1
Frozen juices and ades	03		175.9	195.2	195.2	46.7	0
Frozen orange juice	0301		164.1	185.4	185.4	71.8	0
Canned vegetables and juices	0244		140.2	141.0	141.0	2.4	0
Canned vegetables, excl. hominy and mushrooms	0102	12/87	140.1	140.0	140.0	0	0
Catsup and other tomato sauces	0127	12/87	134.0	135.4	135.3	3.8	-.1
Canned vegetable juices	0139	12/87	115.9	116.1	116.8	2.8	.6
Frozen vegetables	0245		139.5	140.0	142.0	3.9	1.4
Frozen potatoes	02	12/90	123.0	123.8	126.7	5.8	2.3
Frozen French fried potatoes	0201		151.5	([2])	155.9	5.5	([2])
Other frozen potato products	0209		150.7	151.8	155.6	6.9	2.5
Frozen vegetables, except potatoes	05	12/90	113.8	113.8	114.1	1.6	.3
Frozen vegetable combinations	0521	12/90	107.0	107.1	107.0	1.9	-.1
Frozen vegetables, exc. potatoes & vegetable combos	0541	06/97	109.6	109.6	110.0	1.6	.4
Dried and dehydrated food	0248	12/03	110.7	113.2	113.0	10.1	-.2
Sugar and confectionery	025		169.6	167.0	166.0	2.0	-.6
Raw cane sugar and byproducts	0252		139.6	137.2	133.8	3.8	-2.5
Refined sugar and byproducts	0253		151.3	149.7	147.2	15.1	-1.7
Refined cane sugar and byproducts	0701	12/02	125.5	127.0	123.2	13.4	-3.0
Refined beet sugar and byproducts	0702	12/02	126.5	121.8	121.9	17.2	.1
Confectionery materials	0254		135.9	135.6	135.6	6.4	0
Chocolate coatings	0104	06/83	107.0	106.7	106.1	-.4	-.6
Other chocolate and cocoa products	0105	06/83	162.6	161.6	161.8	-.6	.1
Corn sweeteners	0107	06/85	151.2	151.2	151.3	10.3	.1
Confectionery end products	0255		205.7	201.3	200.9	-2.8	-.2
Chewing gum	02		203.5	203.5	203.5	1.4	0
Candy and nuts	03	06/83	182.7	178.3	177.5	-3.6	-.4
Chocolate and chocolate-type confectionery products	0301	06/83	169.9	170.5	170.3	2.3	-.1
Nonchocolate confectionary products	0302	06/83	167.8	168.1	167.6	2.9	-.3
Processed nuts and seeds	0304	06/91	163.5	142.4	140.1	-23.0	-1.6
Other confectionary products	0305	06/91	([2])	129.5	129.5	([2])	0

See footnotes at end of table.

Table 6. Producer price indexes and percent changes for commodity groupings and individual items, not seasonally adjusted—Continued

(1982=100 unless otherwise indicated)

Commodity	Commodity code	Other index base	Index			Percent change to Oct. 2006 from:	
			June 2006[1]	Sep. 2006[1]	Oct. 2006[1]	Oct. 2005	Sep. 2006
Confectionery end products—Continued	0255						
Sweetening syrups and molasses	04	12/85	144.4	144.4	151.2	8.2	4.7
Beverages and beverage materials	026		163.1	161.6	161.4	1.1	-.1
Alcoholic beverages	0261		161.4	157.8	158.1	-.6	.2
Malt beverages	01		161.8	155.7	155.9	-2.8	.1
Bottled beer	0101		137.0	136.6	137.1	1.3	.4
Canned beer	0103		174.3	163.1	163.1	-6.0	0
Barrels and kegs	0105	06/82	186.2	186.4	186.2	2.2	-.1
Other malt beverages	0108	12/03	104.5	104.6	104.5	2.0	-.1
Distilled & bottled liquor, excl brandy &	02		161.8	163.6	163.8	2.1	.1
Distilled & bottled liquor, excl brandy & dist gra	0215	06/83	177.0	179.0	179.2	2.0	.1
Wines, brandy and brandy spirits	04	12/83	156.8	158.2	158.9	5.1	.4
Wines, brandy, and brandy spirits	0441	06/06	100.0	100.9	101.3	([2])	.4
Soft drinks	0262		164.4	164.4	162.6	1.8	-1.1
Noncarbonated soft drinks	06		156.6	156.6	157.9	3.6	.8
Bottled water manufacturing	0608	12/03	103.0	101.3	101.4	-2.0	.1
Bottled carbonated soft drinks	07	12/96	130.2	132.2	133.1	4.1	.7
Canned carbonated soft drinks	08	12/96	117.4	115.7	111.1	-1.9	-4.0
Soft drink flavoring syrup sold bulk	09	12/96	149.1	148.8	149.6	5.3	.5
Packaged beverage materials	0263		152.5	152.3	156.4	3.3	2.7
Coffee (whole bean, ground, & instant)	01		152.9	152.8	157.5	3.3	3.1
Soluble (instant) coffee	0103		138.4	138.3	145.5	5.3	5.2
Ground roasted and whole bean coffee	0104	06/88	133.4	133.3	137.0	3.0	2.8
Tea	03		145.8	145.0	145.0	3.6	0
Other beverage materials	0264		169.0	168.9	168.9	3.2	0
Malt and malt by-products	0101		96.9	96.3	96.4	-2.6	.1
Liquid beverage bases, used for soft drinks	0111	12/85	189.0	189.0	189.0	4.4	0
Fats and oils	027		172.7	179.7	177.8	-.3	-1.1
Other oilseed processing	027A	12/04	105.7	114.1	116.1	10.7	1.8
Animal fats and oils	0271		129.9	203.0	197.2	23.7	-2.9
Shortening and cooking oil	0278		182.5	184.4	181.2	1.0	-1.7
Shortening, 100% vegetable	0102	12/89	127.7	129.4	122.2	-2.7	-5.6
Margarine	0109		214.5	([2])	214.8	4.1	([2])
Salad and cooking oils	0111		170.7	176.5	173.5	2.7	-1.7
All other fully refined oils	0113		141.3	139.3	138.8	-.2	-.4
Miscellaneous processed foods	028		174.4	175.0	175.0	2.7	0
Jams, jellies, and preserves	0281		145.4	145.4	146.2	2.5	.6
Pickles and pickle products	0282		189.1	189.2	189.2	2.0	0
Processed eggs	0283		109.0	106.5	107.3	-.6	.8
Canned specialties	0284		186.7	186.7	186.6	1.8	-.1
Canned baby foods	0101	12/82	238.3	238.3	238.3	([2])	0
Canned dry beans	0102	12/82	136.8	136.7	136.2	4.0	-.4
Canned specialty foods	0103	12/82	136.0	136.0	136.0	0	0
Canned soups	0104	12/82	245.5	245.6	245.6	1.2	0
Frozen specialties	0285		155.4	155.4	155.5	1.8	.1
Frozen pies and other baked goods	0109	12/82	191.8	192.0	192.0	4.8	0
Frozen dinners, entrees and side dishes	0111	12/82	144.2	144.0	144.1	.4	.1
Other frozen specialties	0113	12/82	152.9	153.4	153.3	1.9	-.1
Meat sauces	0286		160.4	160.6	160.8	3.2	.1
Other miscellaneous processed foods	0289		183.6	184.8	184.6	3.3	-.1
Mayonnaise, salad dressings, and sandwich spreads	0102	12/86	164.7	165.1	164.5	.5	-.4
Macaroni & noodle prods., packaged w/oth ingredients	0144	06/98	115.2	115.2	115.2	7.5	0
Dry mix preparations	0148	06/91	121.0	123.4	122.0	2.6	-1.1
Perishable prepared food not frozen, incl. tortillas	0149	06/91	129.8	132.8	133.1	2.9	.2
Flavoring extracts, emulsions & other liquid flavors	0151	12/85	133.1	132.9	133.1	-2.1	.2
Other flavoring agents, except chocolate syrup	0154	12/00	107.3	107.3	107.7	.2	.4
Spices	0156	06/91	158.5	158.7	158.6	4.2	-.1
Peanut butter	0158	06/91	99.1	99.1	99.1	0	0
Manufactured ice	0161	12/85	167.4	166.1	167.4	5.1	.8
Dairy product substitutes	0162	06/92	139.5	141.7	141.0	4.7	-.5

See footnotes at end of table.

Table 6. Producer price indexes and percent changes for commodity groupings and individual items, not seasonally adjusted—Continued

(1982=100 unless otherwise indicated)

Commodity	Commodity code	Other index base	Index			Percent change to Oct. 2006 from:	
			June 2006[1]	Sep. 2006[1]	Oct. 2006[1]	Oct. 2005	Sep. 2006
Other miscellaneous processed foods—Continued	0289						
Desserts (ready-to-mix)	0171	12/85	153.3	153.3	153.3	3.2	0.0
Chips (potato, corn, etc.)	0172	12/85	152.7	153.1	153.1	6.0	0
Cider and vinegar	0174	12/85	115.1	115.3	115.5	1.0	.2
Other food preparations	0175	12/85	153.2	153.6	153.7	1.2	.1
Prepared animal feeds	029		116.6	115.2	117.7	1.5	2.2
Corn, cottonseed, & soybean cake & meal	0292		94.6	89.0	94.6	.5	6.3
Soybean cake, meal, and other byproducts	0112	12/04	115.3	108.5	115.3	.5	6.3
Formula feeds	0293		120.3	120.5	122.7	3.1	1.8
Poultry feeds: egg-type, broiler and turkey	0102	12/86	115.0	114.3	115.6	-.4	1.1
Dairy cattle feeds, complete	0104	12/86	131.2	135.0	140.3	11.9	3.9
Dairy cattle feeds, supplements and concentrates	0106	12/86	147.3	147.0	148.2	4.0	.8
Swine feeds, complete	0108	12/86	148.7	148.4	155.8	12.0	5.0
Swine feed supplements, concentrates, and premixes	0112	12/86	135.5	133.4	133.8	6.4	.3
Beef cattle feeds, complete	0114	12/86	171.7	180.4	185.0	8.1	2.5
Beef cattle feeds, supplements and concentrates	0116	12/86	141.2	140.3	142.9	2.1	1.9
Other poultry and livestock feeds	0118	12/86	127.7	128.5	131.7	-1.6	2.5
Miscellaneous feedstuffs	0294		148.7	148.1	148.9	.1	.5
Pet food	02		173.3	173.1	173.3	1.8	.1
Dog and cat food	0202	12/85	148.9	148.8	149.0	1.7	.1
Other pet and specialty feeds	0203	12/85	140.3	138.7	139.5	3.0	.6
Other than pet food	03		99.7	98.4	100.2	-4.7	1.8
Meat meal and meat and bone meal	0301		77.7	71.3	72.2	-12.1	1.3
Corn wet process byproducts, incl. gluten meal	0317	06/85	67.1	64.1	66.2	-3.9	3.3
Other animal feeds, incl. fish scrap & feather meal	0325	12/97	82.0	83.5	85.7	-1.5	2.6
Miscellaneous by-products of meat packing	0333	06/01	124.1	141.3	132.0	-4.5	-6.6
Textile products and apparel	03		124.5	125.0	125.0	1.4	0
Synthetic fibers	031		116.0	115.1	114.6	.6	-.4
Unprocessed filament yarns	0315		120.2	119.3	118.7	.6	-.5
Non-cellulosic	02		111.0	110.2	109.7	.6	-.5
Fibrous glass yarn	0231		96.5	97.1	97.1	-.3	0
Non-cellulosic organic fibers	0241	06/05	103.4	102.3	101.8	.8	-.5
Processed yarns and threads	032		113.6	115.3	115.4	1.9	.1
Yarns	0326		109.3	111.0	111.1	1.7	.1
Cotton	01		85.4	85.7	86.0	.1	.4
Carded cotton yarns	0111	12/00	91.9	92.1	92.5	-.6	.4
Combed cotton yarns	0121	12/00	94.0	95.0	95.1	5.2	.1
Wool	02		125.6	125.9	125.8	.6	-.1
Synthetic	03		124.1	124.6	126.3	3.0	1.4
Other throwing and winding mill products	04	12/88	118.5	123.2	121.5	1.8	-1.4
Thrown filament yarns, except textured	0402	12/88	118.7	([2])	118.7	0	([2])
Textured bulked or crimped filament yarn	0403	12/96	99.4	104.7	102.9	2.5	-1.7
Commission throwing/texturing filament yar	05	12/88	110.0	110.0	110.0	3.7	0
Threads	0327		191.9	192.6	192.6	4.4	0
Gray fabrics	033		120.2	120.5	120.0	3.4	-.4
Broadwovens	0337		119.5	119.8	119.3	3.7	-.4
Cotton	01		110.1	110.1	110.0	-1.2	-.1
Synthetic	03		119.4	120.0	119.2	6.0	-.7
Knits	0338		112.1	112.3	112.1	.4	-.2
Circular knits, except hosiery	03		105.3	105.3	105.2	0	-.1
Other fabrics	0339	06/84	126.6	127.2	126.7	5.8	-.4
Finished fabrics	034		127.3	127.3	128.1	2.4	.6
Broadwovens	0342		122.6	122.4	124.7	2.5	1.9
Cotton	01		113.7	113.0	111.7	-1.2	-1.2
Wool	02		119.5	118.9	119.6	2.5	.6
Synthetic	03		130.8	131.0	135.7	4.5	3.6
Narrow fabrics	0344		136.0	137.3	137.3	2.8	0
Nonwovens and felt goods	0345		141.3	141.2	140.7	2.5	-.4
Nonwoven fabrics	0321		141.2	141.1	141.0	2.7	-.1

See footnotes at end of table.

Table 6. Producer price indexes and percent changes for commodity groupings and individual items, not seasonally adjusted—Continued

(1982=100 unless otherwise indicated)

Commodity	Commodity code		Other index base	Index			Percent change to Oct. 2006 from:	
				June 2006[1]	Sep. 2006[1]	Oct. 2006[1]	Oct. 2005	Sep. 2006
Nonwovens and felt goods—Continued	0345							
Pressed, punched, or needled felts, except hats		0333	12/01	103.5	103.5	101.5	1.3	-1.9
Coated fabrics, not rubberized	0346		06/85	161.8	162.5	162.6	8.1	.1
Vinyl coated fabrics		0102	06/85	156.7	157.7	157.7	5.0	0
Other coated or laminated fabrics and coated yarns		0103	06/85	167.5	168.0	168.2	10.0	.1
Embroideries and lace goods	0347		06/85	156.2	156.6	156.6	.6	0
Embroideries		01	06/85	156.3	156.6	156.6	.5	0
Schiffli machine embroideries		0105	06/85	143.7	143.7	143.7	0	0
Printing and stamping on apparel		0106	12/85	155.0	155.3	155.3	.5	0
Knit fabrics, finished in knitting mills	0348		12/03	103.5	103.0	102.9	.2	-.1
Circular knit fabrics		01	12/03	104.4	103.4	103.3	-.5	-.1
Warp knit fabrics		02	12/03	102.5	102.5	102.5	1.0	0
Apparel & other fabricated textile prods	038			126.9	127.3	127.3	.7	0
Apparel	0381			125.8	126.1	126.0	.4	-.1
Miscellaneous apparel and accessories		04	12/83	144.6	145.4	145.3	2.0	-.1
Fur products		0407	12/83	172.3	172.3	172.6	15.6	.2
Milling, hats, and caps		0413	12/90	135.7	135.6	135.6	.1	0
Fabric and leather gloves and mittens		0417	12/03	102.8	104.4	104.3	2.3	-.1
Raincoats and other waterproof outer garments		0422	06/02	100.3	100.4	100.4	1.4	0
Belts, other than leather		0425	06/85	113.9	114.7	114.7	1.6	0
Leather and sheep-lined clothing		0428	12/03	102.9	109.9	108.3	5.5	-1.5
Apparel and accessories, n.e.c.		0441	12/85	135.7	136.0	136.1	1.3	.1
Contract work on apparel		05	06/87	125.3	125.3	125.5	2.3	.2
Women's/girls/infants' cut & sew apparel		06	12/03	100.1	100.4	100.3	-.3	-.1
Women's and girls' knit shirts and blouses		0601	12/03	101.8	101.7	101.8	-.1	.1
Women's and girls' woven shirts and blouses		0602	12/03	100.5	102.1	102.0	2.0	-.1
Women's and girls' dresses		0611	12/03	98.5	98.4	97.9	.8	-.5
Women's and girls' coats and capes		0621	12/03	([2])	100.0	([2])	([2])	([2])
Womens's and girls' suits and pantsuits		0622	12/03	([2])	99.7	99.7	([2])	0
Women's and girls' separate skirts		0623		113.3	113.3	113.3	0	0
Women's and girls' tailored jackets and vests		0624		118.7	120.5	118.8	.7	-1.4
Women's and girls' jeans and slacks		0631	12/03	98.9	98.9	98.9	.9	0
Women's misses' , and juniors' swimwear		0632	12/03	88.9	([2])	([2])	([2])	([2])
Women's other outerwear and girls' sweaters		0633	12/03	101.9	101.9	101.9	-3.3	0
Women's and girls' underwear		0641	12/03	106.8	101.9	102.3	-3.6	.4
Women's and girls' nightwear		0642	12/03	96.4	96.4	98.3	4.1	2.0
Women's , misses', and juniors' brassieres		0643		143.7	143.7	144.9	1.9	.8
Women's corsets, combinations, and accessories		0644	12/03	107.2	107.2	107.2	2.8	0
Robes and dressing gowns		0645		179.7	180.2	182.9	7.1	1.5
Infants' outerwear		0652	12/03	101.3	108.1	108.1	6.6	0
Men's and boys' cut and sew apparel		07	12/03	97.8	98.1	97.9	-.1	-.2
Men's, junior boys', & little boys' trousers		0701	12/03	93.3	93.4	93.4	1.5	0
Men's and junior boys' jeans		0702	12/03	99.9	99.9	([2])	([2])	([2])
Men's and junior boys' work shirts		0711	12/03	101.3	101.3	101.3	.8	0
Men's and junior boys' work clothing		0712	12/03	94.1	94.1	94.1	1.6	0
Men's, junior boys', & little boys' knit shirts		0721	12/03	97.3	97.3	97.3	-2.3	0
Men's, junior boys', & little boys' woven shirts		0722	12/03	105.5	111.1	107.7	3.7	-3.1
Men's, junior & little boys' suits, incl. uniforms		0731	12/03	98.3	98.1	99.1	.2	1.0
Men's and junior boys' tailored sport coats & vests		0733	12/03	99.6	99.4	98.6	-1.2	-.8
Men's/junior & little boys' nontailored heavy jacket		0741	12/03	97.8	97.8	97.8	.4	0
Men's/boys' sweaters, & men's/junior boys' outerwear		0743	12/03	104.1	104.1	104.1	.4	0
Men's and junior boys' neckwear		0751	12/03	102.4	102.4	102.4	.6	0
Men's, junior boys', & little boys' underwear		0761	12/03	104.7	([2])	104.7	1.0	([2])
Men's, junior & little boys' nightwear, except robes		0762	12/03	102.1	([2])	102.1	.3	([2])
Men's, junior boys', & little boys' robes		0763	12/03	102.7	([2])	([2])	([2])	([2])
Apparel made in knitting mills		08	12/03	98.2	98.2	98.5	1.3	.3
Knit outerwear		0807	06/05	101.5	101.6	101.6	1.5	0
Men's, junior boys' knit underwear and nightwear		0811	12/03	96.2	([2])	([2])	([2])	([2])
Women's/children's knit underwear/nightwear		0812	12/03	100.0	100.0	100.0	0	0
Women's/girls' finished pantyhose and tights		0821	12/03	101.0	101.1	100.8	2.5	-.3
Other women's/girls' finished sheer hosiery		0822	12/03	104.5	104.0	103.7	3.5	-.3
Men's finished seamless hosiery and socks		0824	12/03	100.4	100.4	100.4	1.3	0
All other finished hosiery and socks, exc. Sheer		0825	12/03	98.5	98.4	98.4	.2	0
Seamless hosiery shipped in the greige, exc. Sheer		0826	12/03	98.4	97.9	99.1	.9	1.2
Textile housefurnishings	0382			122.8	123.1	123.5	1.1	.3
Textile house furnishings		03	06/83	132.3	132.6	133.0	1.1	.3
Curtains and draperies		0304	12/05	101.2	101.2	101.2	([2])	0
Other textiles, incl towels and bed textiles		0312	06/05	99.1	99.5	99.8	1.0	.3
Fabricated products, n.e.c.	0383			137.6	138.6	138.7	2.1	.1
Industrial and other fabricated products		03		137.0	138.0	138.1	2.1	.1

See footnotes at end of table.

Table 6. Producer price indexes and percent changes for commodity groupings and individual items, not seasonally adjusted—Continued

(1982=100 unless otherwise indicated)

Commodity	Commodity code		Other index base	Index			Percent change to Oct. 2006 from:	
				June 2006[1]	Sep. 2006[1]	Oct. 2006[1]	Oct. 2005	Sep. 2006
Fabricated products, n.e.c.—Continued	0383							
Other trimmings and findings		0311	12/83	142.0	143.7	142.9	0.6	-0.6
Soft fiber cordage and twine, except cotton		0324	06/85	129.1	132.5	129.9	.1	-2.0
Cotton cordage and twine		0325	06/85	94.3	94.3	94.3	1.9	0
Textile bags		0341	12/85	141.9	141.9	142.0	-.2	.1
Canvas and related products		0345	06/03	105.2	108.0	109.8	5.0	1.7
Fabricated textile products, nec.		0351	12/85	117.9	118.0	117.9	2.1	-.1
Miscellaneous textile products/services	039		06/85	125.6	127.6	127.4	1.6	-.2
Textile materials n.e.c. & proc. textile	0391		06/85	135.5	138.8	137.5	.1	-.9
Textile fibers, yarns, and fabrics, n.e.c.		01	06/85	128.1	131.0	131.6	1.3	.5
Padding and upholstery filling		0104	12/85	129.9	132.9	133.5	1.3	.5
Jute goods and scouring and combing mill products		0106	12/01	112.7	115.0	115.0	1.0	0
Textile waste		02	12/85	142.7	146.3	144.0	-.4	-1.6
Processed textile waste		0201	12/85	186.4	189.3	185.9	-3.1	-1.8
Recyclable textiles, incl. rags, scraps, & cloths		0204	06/06	100.0	102.9	101.4	([2])	-1.5
Contract work on textile products	0392		06/87	120.9	123.3	123.7	4.4	.3
Commission finishing of broadwoven fabrics		0101	06/87	130.7	133.6	134.1	4.9	.4
Comm. knit/knit & fin. of circular & warp knit fabr.		0104	12/94	97.7	97.7	97.7	0	0
Other finishing of textiles	0393		12/01	102.1	102.7	102.7	.7	0
Hides, skins, leather, and related products	04			168.8	168.9	169.4	2.5	.3
Hides and skins, incl. cattle	041			199.9	198.4	200.8	6.7	1.2
Leather	042			224.5	224.4	224.8	2.5	.2
Finished and unfinished leather	0427		12/97	123.1	123.0	123.2	2.5	.2
Finished and unfinished leather		0102	12/03	102.5	102.5	102.7	2.7	.2
Contract tanning and finishing		0109	12/97	115.0	115.0	115.0	-.7	0
Footwear	043			149.2	149.8	149.8	.9	0
Men's footwear, excluding athletic	0431			164.4	165.2	165.2	1.0	0
Women's footwear, excluding athletic	0432			134.0	134.4	134.5	.9	.1
All other footwear	0439		12/02	99.7	99.7	99.7	1.3	0
Other leather and related products	044			152.9	153.6	153.7	1.2	.1
Luggage and small leather goods	0441			141.9	142.5	142.9	1.6	.3
Luggage		0112	12/84	110.6	110.2	110.5	-.1	.3
Women's & children's handbags & purses		0128	06/82	136.8	139.7	139.6	3.7	-.1
Other personal leather goods		0132	06/82	150.5	150.5	151.2	1.3	.5
Gloves	0442			162.4	162.8	162.8	2.6	0
Leather/leather-like goods, n.e.c.	0445		06/85	151.5	152.2	152.1	.8	-.1
All other leather goods, nec		0101	06/85	154.4	155.2	155.1	1.0	-.1
Leather belts		0111	06/85	146.1	146.4	146.4	.3	0
Fuels and related products and power	05			171.5	163.9	147.7	-22.5	-9.9
Coal	051			127.5	126.5	126.6	7.7	.1
Anthracite	0511			152.9	164.7	164.0	10.0	-.4
Prepared anthracite shipped		01		164.3	180.5	179.6	13.0	-.5
Unprepared anthracite shipped		02		115.7	115.7	115.7	0	0
Bituminous coal and Lignite	0512			127.3	126.2	126.4	7.8	.2
Unprepared bituminous coal and Lignite		08		116.9	115.7	118.0	4.7	2.0
Prepared bituminous and Lignite		09	12/01	131.4	130.2	129.9	8.4	-.2
Mechanically cleaned bituminous coal and lignite		0901	12/01	141.6	142.2	141.8	5.9	-.3
Bituminous coal and Lignite, other preparation		0902	12/01	130.9	129.6	129.3	8.6	-.2
Gas fuels	053			241.1	261.5	172.6	-61.4	-34.0
Natural gas	0531			240.9	271.2	163.8	-66.8	-39.6
Liquefied petroleum gas	0532			283.5	260.1	244.2	-21.0	-6.1
Propane		0104		327.0	302.9	276.6	-19.7	-8.7
Butane		0105		197.7	184.7	172.8	-17.3	-6.4
Gas mixtures and other natural gas liquids		0107	06/84	282.3	256.1	243.9	-23.0	-4.8

See footnotes at end of table.

Table 6. Producer price indexes and percent changes for commodity groupings and individual items, not seasonally adjusted—Continued

(1982=100 unless otherwise indicated)

Commodity	Commodity code	Other index base	Index			Percent change to Oct. 2006 from:	
			June 2006[1]	Sep. 2006[1]	Oct. 2006[1]	Oct. 2005	Sep. 2006
Electric power	054		166.6	167.2	161.5	5.2	-3.4
Residential electric power	0541	12/90	136.4	138.5	135.1	4.1	-2.5
Commercial electric power	0542		167.6	166.7	160.4	5.1	-3.8
Industrial electric power	0543		181.2	179.9	171.2	7.3	-4.8
Other electric power	0545	12/90	124.0	127.5	126.8	6.7	-.5
Utility natural gas	055	12/90	215.6	223.9	203.4	-26.9	-9.2
Residential natural gas	0551	12/90	214.4	222.2	205.2	-19.2	-7.7
Commercial natural gas	0552	12/90	224.0	233.1	214.2	-23.3	-8.1
Industrial natural gas	0553	12/90	227.7	236.6	210.7	-33.5	-10.9
Natural gas to electric utilities	0554	12/90	176.3	184.1	163.2	-37.2	-11.4
Crude petroleum (domestic production)	0561		187.2	172.7	156.5	-8.2	-9.4
Petroleum products, refined	057		220.4	183.8	172.5	-19.7	-6.1
Gasoline	0571		230.6	185.7	169.1	-18.5	-8.9
Unleaded premium gasoline	03		235.5	190.7	175.1	-15.0	-8.2
Unleaded regular gasoline	04		226.5	181.6	165.1	-19.8	-9.1
Unleaded mid-premium gasoline	05	12/87	385.5	317.4	285.6	-16.3	-10.0
Kerosene and jet fuels	0572		217.8	201.4	184.5	-27.5	-8.4
Kerosene	02		200.4	184.1	185.8	-13.9	.9
Jet fuel	03		219.8	203.3	185.0	-28.4	-9.0
Light fuel oils	0573		238.1	203.3	198.9	-21.1	-2.2
Home heating oil and other distillates	02		228.2	208.0	202.7	-14.8	-2.5
#2 diesel fuel	03		246.9	201.3	197.5	-25.2	-1.9
Residual fuels	0574		174.1	154.4	138.1	-32.1	-10.6
Finished lubricants	0576		255.1	264.0	267.3	22.4	1.3
Lubricating grease	03		221.2	231.7	227.9	16.5	-1.6
Lubricating and similar oils	04	06/85	240.3	248.4	252.0	22.9	1.4
Petroleum and coal products, n.e.c.	058	12/84	146.4	169.0	160.6	48.6	-5.0
Petroleum and coal products, n.e.c.	0581						
Asphalt	0112	06/85	159.2	188.2	177.1	59.5	-5.9
Other petroleum and coal products	0119	12/84	174.0	176.9	177.1	8.1	.1
Chemicals and allied products	06		207.9	208.0	208.1	2.9	0
Industrial chemicals	061		218.7	217.1	216.2	3.1	-.4
Basic inorganic chemicals[4]	0613		176.5	175.6	179.2	20.2	2.1
Other inorganic chemicals	02		169.3	169.0	173.3	21.8	2.5
Aluminum compounds	0209	06/95	127.3	119.7	121.4	-28.6	1.4
Lime, inc., quick hydrated & dead burned dolomite	0213		155.7	156.2	156.0	9.1	-.1
Potassium & sodium compounds, ex. bleaches/alkalies	0217	06/01	135.2	137.4	134.9	15.3	-1.8
Other inorganic acids, inc. hydrochloric	0224	06/02	103.8	112.9	117.4	13.9	4.0
Sulfuric acid	0232	06/87	169.2	169.1	169.1	.9	0
Barite	0252	12/84	89.8	([2])	([2])	([2])	([2])
Rock salt	0271	12/84	203.8	208.7	211.9	11.4	1.5
Processed or refined potassium salts	0274	12/84	199.9	199.8	199.8	1.8	0
Other inorganic chemicals	0282	12/82	182.7	([2])	([2])	([2])	([2])
Alkalies and chlorine	03		248.0	241.7	240.1	11.9	-.7
Natural sodium carbonate and sulfate	0301		127.0	127.0	126.0	21.0	-.8
Chlorine, sodium hydroxide, and other alkalies	0302	06/05	119.3	116.3	115.5	11.8	-.7
Basic organic chemicals[4]	0614		230.5	228.6	225.8	-1.6	-1.2
Primary	01		289.1	276.7	274.1	-5.7	-.9
Aromatics	0197	06/01	320.8	259.0	267.9	-9.1	3.4
Liquid refinery gases	0198	06/01	258.5	266.2	259.2	-4.3	-2.6
Intermediate	02		160.4	175.2	165.4	10.0	-5.6
Cyclic intermediate chemicals	0281	06/01	149.4	164.3	154.5	10.9	-6.0
Synthetic organic dyes	0282	06/01	82.2	80.6	80.7	-3.4	.1
Other basic organics	03		169.7	171.5	170.3	.8	-.7
Ethanol (ethyl alcohol)	0341		283.5	252.6	231.3	7.5	-8.4

See footnotes at end of table.

Table 6. Producer price indexes and percent changes for commodity groupings and individual items, not seasonally adjusted—Continued

(1982=100 unless otherwise indicated)

Commodity	Commodity code	Other index base	Index			Percent change to Oct. 2006 from:	
			June 2006[1]	Sep. 2006[1]	Oct. 2006[1]	Oct. 2005	Sep. 2006
Basic organic chemicals[4]—Continued	0614						
Other basic organics	0399	06/87	164.8	167.9	167.6	0.4	-0.2
Paints and allied products	062		204.2	205.5	206.5	7.7	.5
Prepared paint	0621		202.4	203.5	204.2	7.9	.3
Architectural coatings	01		221.8	221.8	221.9	8.6	0
OEM finishes excluding marine coatings	02	06/83	145.7	146.9	147.1	6.5	.1
Special purpose coatings, incl. marine, in	03	06/83	262.3	265.1	268.8	8.9	1.4
Paint materials	0622		198.0	199.9	200.4	5.6	.3
Paint colors	02		168.2	169.9	170.4	5.4	.3
Iron oxide pigments	0206	06/83	202.5	202.5	202.5	4.5	0
Titanium pigments	0209		169.0	171.5	168.9	3.1	-1.5
All other organic pigments	0298	06/87	120.1	120.6	120.3	-1.5	-.2
All other inorganic pigments	0299	06/83	187.4	189.2	199.6	21.2	5.5
Paint fillers	04		135.1	136.0	136.0	7.2	0
Allied and miscellaneous paint products	0623	06/83	223.3	225.4	229.5	11.0	1.8
Drugs and pharmaceuticals	063		313.0	312.5	313.6	4.0	.4
Medicinal and botanical chemicals	0631		138.1	137.8	137.4	.4	-.3
Synthetic organic medicinal chemicals, bulk	0201	06/82	137.9	137.6	137.5	.8	-.1
Other medicinals and botanicals, bulk	0202	06/82	127.6	127.2	125.5	-1.4	-1.3
Preparations, veterinary	0634		135.7	136.2	136.2	3.6	0
Biological products	0637		202.2	202.3	202.8	3.2	.2
Blood & derivatives, human use	11		161.4	([2])	162.7	10.0	([2])
Diagnostics and other biologicals	14		221.6	221.4	222.1	2.2	.3
In-vitro diagnostic substances	1402		163.0	162.8	163.4	2.6	.4
Other biologics, except diagnostics, for human use	1405	12/04	121.5	121.5	121.5	.7	0
Biological products for veterinary, indus	17	12/04	104.8	105.0	105.0	4.0	0
Pharmaceutical preparations	0638	06/01	124.7	124.4	125.0	4.7	.5
Neoplasms, endocrine & metabolic disease	01	06/01	144.7	142.4	142.0	4.1	-.3
Central nervous system and sense org	02	06/01	125.1	124.7	125.2	8.0	.4
Cardiovascular system	03	06/01	122.6	122.4	123.2	2.6	.7
Respiratory system	04	06/01	121.5	119.6	119.8	1.2	.2
Digestive and genito-urinary systems	05	06/01	126.3	128.8	131.6	7.0	2.2
Skin preparations	06	06/01	125.4	121.3	121.9	4.2	.5
Vitamins, nutrients & hematinic preps.	07	06/01	103.5	103.4	103.4	1.0	0
Parasitic and infective diseases	08	06/01	126.8	126.7	125.9	4.7	-.6
Fats and oils, inedible	064		145.1	149.1	144.3	-3.7	-3.2
Fats and oils, inedible	0641						
Soybean oil, processed for inedible purposes	0131	06/95	101.5	102.3	96.6	-3.5	-5.6
Inedible tallow and grease, except wool grease	0132	06/02	116.5	128.8	136.6	-4.2	6.1
Agricultural chemicals and chemical prod	065		157.7	156.2	154.6	-2.0	-1.0
Mixed fertilizers	0651		144.6	145.4	141.6	-2.1	-2.6
Fertilizer materials	0652		162.2	156.7	155.8	-4.7	-.6
Nitrogenates	01		201.3	191.0	189.5	-11.0	-.8
Synthetic ammonia, nitric acid & ammonium compounds	0135	06/03	139.6	130.3	128.8	-9.2	-1.2
Urea	0136		127.0	130.4	131.2	-18.3	.6
Fertilizer materials of organic origin	0137	12/93	199.3	196.8	203.9	-13.7	3.6
Phosphates	02		134.4	131.8	131.2	1.2	-.5
Phosphate rock	0255	12/04	89.5	89.6	([2])	([2])	([2])
Superphosphate & other phosphate fert. materials	0271	06/03	137.7	132.6	131.2	-.9	-1.1
Other agricultural chemicals	0653		154.3	157.1	155.1	1.4	-1.3
Agricultural & commercial insecticides & chemicals	0106	06/03	102.8	105.0	103.3	-.4	-1.6
Lawn & garden pesticides & chemicals	0107	06/03	102.8	([2])	104.9	7.6	([2])
Household & institutional pesticides & chemicals	0108	06/03	113.6	113.6	113.9	15.2	.3
Plastic resins and materials	066		198.5	202.1	202.6	-.6	.2
Thermoplastics resins and plastics mater	0662		201.1	204.4	204.6	-1.8	.1
Thermosetting resins and plastics materi	0663		200.5	205.3	207.4	5.0	1.0
Other chemicals and allied products	067		157.3	158.1	159.4	3.8	.8

See footnotes at end of table.

Table 6. Producer price indexes and percent changes for commodity groupings and individual items, not seasonally adjusted—Continued

(1982=100 unless otherwise indicated)

Commodity	Commodity code	Other index base	Index			Percent change to Oct. 2006 from:	
			June 2006[1]	Sep. 2006[1]	Oct. 2006[1]	Oct. 2005	Sep. 2006
Soap and synthetic detergents	0671		141.8	144.8	144.4	7.7	-0.3
Soaps & synth. detergents, ex. glycerin	04	06/83	136.2	139.1	138.7	7.7	-.3
Soaps and detergents, nonhousehold	0401	06/83	174.4	194.0	188.4	11.7	-2.9
Household detergents	0402		121.1	121.1	121.7	6.8	.5
Household soap, except specialty cleaners	0403	06/83	160.5	160.5	160.7	6.6	.1
Specialty cleaning, polish. & san. prods	0672	06/83	153.1	152.6	153.8	2.5	.8
Household bleaches	0101	06/83	167.8	([2])	([2])	([2])	([2])
Specialty cleaning and sanitation products	0102	06/83	145.7	146.1	146.8	2.7	.5
Polishing preparations and related products	0103	06/83	167.4	163.6	167.2	1.6	2.2
Cosmetics and other toilet preparations	0675		144.7	145.7	145.9	1.8	.1
Shaving preparations	02		119.6	123.8	123.8	4.6	0
Perfume, cologne & toilet water	03		163.7	164.1	163.9	.9	-.1
Hair preparations	04		146.5	146.4	146.5	1.0	.1
Creams, lotions and oils	14	06/99	107.9	110.3	109.9	3.2	-.4
Other cosmetics and toilet preparations	15	06/99	103.2	103.3	104.0	.7	.7
Misc. chemical prod. and preparations	0679		172.6	172.9	175.6	4.3	1.6
Explosives	02		180.2	179.2	180.2	4.0	.6
Industrial gases	03		174.8	168.1	182.2	-5.2	8.4
Acetylene	0301		215.0	221.6	([2])	([2])	([2])
Carbon dioxide	0302		138.8	144.7	162.5	19.0	12.3
Nitrogen	0303		117.1	115.2	118.6	8.3	3.0
Oxygen	0304		215.6	211.4	218.1	8.0	3.2
Other industrial gases, n.e.c.	0308		160.7	147.0	169.8	-21.1	15.5
Adhesives and sealants	04	12/83	188.8	189.7	190.4	6.0	.4
Natural base glues and adhesives	0401	12/83	210.3	([2])	210.3	-.3	([2])
Synthetic resin and rubber adhesives	0402	12/83	192.8	193.4	193.9	6.2	.3
Caulking compounds and sealants	0403	12/83	165.5	167.0	168.2	6.7	.7
Surface active agents	05	12/83	189.6	189.0	191.6	3.9	1.4
Textile and leather assistants	0501	12/83	146.9	147.6	148.6	4.5	.7
Bulk surfactants	0502	12/83	195.0	194.2	197.0	3.8	1.4
Gum and wood chemicals	06	06/84	192.8	203.8	221.0	34.6	8.4
Other miscellaneous chemical products	09		156.4	158.1	157.9	4.9	-.1
Salt, evaporated and solar	0904	06/85	160.0	160.1	([2])	([2])	([2])
Carbon, black	0918	12/83	216.5	219.0	216.3	9.4	-1.2
Printing ink	0919	06/84	144.5	144.7	145.9	4.7	.8
Water-treating compounds	0961	06/85	165.1	165.1	165.1	-2.2	0
Other chemical preparations, n.e.c.	0999	06/85	181.1	184.8	183.9	6.5	-.5
Rubber and plastic products	07		153.1	154.5	155.7	6.1	.8
Rubber and rubber products	071		135.7	137.7	138.7	5.6	.7
Rubber, except natural rubber	0711		158.6	161.9	163.4	5.7	.9
Synthetic rubber	02		159.4	162.7	164.2	5.7	.9
Tires, tubes, tread, & repair materials	0712		113.6	116.5	117.9	7.8	1.2
Tires	01		110.6	113.9	115.3	8.0	1.2
Passenger car pneumatic tires	0104	12/03	117.9	121.7	123.2	10.2	1.2
Truck and bus pneumatic tires	0105		105.2	108.0	109.9	5.1	1.8
Other pneumatic and all solid tires	0121	06/83	137.8	140.9	139.9	6.2	-.7
Tread rubber, tire sundries, & repair matl	03		169.2	166.8	166.8	5.6	0
Miscellaneous rubber products	0713		151.8	152.3	152.9	3.6	.4
Footwear	01		132.6	132.6	132.6	1.3	0
Protective footwear	0107		159.0	159.0	159.0	4.6	0
Shoes with fabric uppers, exc sandals & slippers	0108	12/86	115.4	115.4	115.4	0	0
Rubber and plastic belts and belting	03		165.4	165.8	166.9	4.6	.7
Flat rubber and plastics belts and belting	0371	12/03	117.7	118.5	118.2	7.1	-.3
Rubber and plastics belt and belting, except flat	0372	12/03	105.3	([2])	106.6	2.8	([2])
Rubber hose	04		177.9	178.7	180.3	3.6	.9
Rubber and plastics garden hose	0455	12/03	105.4	105.4	105.9	4.1	.5
All other rubber and plastics hoses	0457	12/03	112.0	112.6	113.6	3.5	.9
Miscellaneous rubber products, n.e.c	06	06/83	140.1	140.5	140.8	3.5	.2
Industrial rubber products, n.e.c.	0604	06/83	185.4	186.0	186.3	6.3	.2
Other rubber goods	0606	06/83	141.2	144.1	144.0	4.2	-.1
Sponge and foam rubber	0607	06/83	161.2	162.4	163.9	13.0	.9
Rubber floor and wall coverings	0608	06/83	132.7	132.7	132.7	3.0	0
Compounds or mixtures	0612	06/83	139.6	141.1	143.0	4.8	1.3
Rubber druggist & med. Sundries, incl. prophylactics	0616	12/03	106.1	106.1	106.4	3.4	.3
Rubber products for mechanical use	0617	12/04	102.8	102.5	102.7	2.0	.2
Rubber coated fabrics	0618	06/06	100.0	100.5	100.5	([2])	0
Plastic products	072		164.7	166.0	167.3	6.3	.8

See footnotes at end of table.

Table 6. Producer price indexes and percent changes for commodity groupings and individual items, not seasonally adjusted—Continued

(1982=100 unless otherwise indicated)

Commodity	Commodity code	Other index base	Index			Percent change to Oct. 2006 from:	
			June 2006[1]	Sep. 2006[1]	Oct. 2006[1]	Oct. 2005	Sep. 2006
Construction products from plastics	0721		180.8	183.8	183.4	9.8	-0.2
Plastics pipe	0603	12/05	92.2	95.3	94.2	([2])	-1.2
Plastics pipe fittings and unions	0604	12/05	102.5	102.3	103.4	([2])	1.1
Plastics plumbing fixtures	0605	12/05	102.6	103.2	102.7	([2])	-.5
Other plastic construction products	0606		172.0	172.4	172.6	6.7	.1
Unsupp. plastic film/sheet/other shapes	0722		172.5	174.5	178.7	5.8	2.4
Laminated plastic sheets, rods, and tube	0723		169.9	168.7	169.2	2.8	.3
Packaging products from plastics	0725		161.8	161.3	163.2	.6	1.2
Parts for manufacturing from plastics	0726		130.7	130.5	132.5	10.3	1.5
Parts for transportation equip.	01		122.9	123.2	123.4	3.1	.2
Other parts and components for mfg.	02		120.7	116.1	120.9	4.9	4.1
Plastic components for furniture	03	12/82	220.0	229.9	233.8	47.0	1.7
Consumer, institut., & comm. prod., nec.	0728		165.0	168.7	167.1	5.4	-.9
Other plastic products	0729	12/82	172.7	173.8	173.8	4.7	0
Custom compounding of purchased plastic resins	0196	12/99	130.5	132.2	132.2	7.0	0
Reinforced fiberglass and plastic products, n.e.c.	0197	12/99	113.4	113.5	113.4	1.2	-.1
Foam products, ex. polystyrene and urethane	0198	12/99	121.1	119.5	119.7	1.7	.2
Lumber and wood products	08		195.4	191.8	188.1	-5.0	-1.9
Lumber	081		192.3	181.8	173.6	-11.3	-4.5
Softwood lumber	0811		194.5	179.6	167.4	-16.0	-6.8
Flooring, siding, and cut stock	05		209.9	197.0	196.6	-4.7	-.2
Softwood lumber, not edge worked, not MFPM	06	12/03	108.4	99.2	91.2	-18.9	-8.1
Softwood lumber MFPM	07	12/03	113.1	110.7	109.5	2.3	-1.1
Hardwood lumber	0812		195.7	194.6	195.0	-.9	.2
Hardwood dimension	03		199.8	198.1	198.4	-.9	.2
Hardwood dimension stock	0311	06/84	173.8	172.5	172.7	-1.2	.1
Hardwood flooring	04	06/84	164.8	155.3	155.8	-7.2	.3
Hardwood lumber, not edge worked, not MFPM	05	12/03	102.7	103.6	104.0	1.4	.4
Hardwood lumber MFPM	06	12/03	90.7	91.0	90.6	-2.2	-.4
Millwork	082		202.6	202.7	201.2	1.3	-.7
General millwork	0821		201.9	203.1	201.9	2.5	-.6
Wood kitchen cabinets and cabinetwork	0101		187.7	188.4	188.3	2.1	-.1
Vanities and other cabinetwork	0103	06/84	183.1	183.7	183.7	3.2	0
Wood window units	0112	06/83	179.7	180.2	180.2	3.5	0
Wood sash	0122	06/83	213.3	213.3	213.3	5.1	0
Wood window and door frames	0132	06/83	162.2	151.3	151.3	5.4	0
Wood doors, flush and panel, interior and exterior	0142	06/83	176.5	179.1	178.4	4.4	-.4
Other wood doors, incl. garage, screen, storm, etc.	0152	06/83	183.6	184.4	184.4	2.3	0
Wood mouldings, ex. prefinished from purchased mldgs	0162	06/83	183.2	186.7	182.6	1.6	-2.2
Mirror and picture frames	0175	06/02	102.1	102.1	([2])	([2])	([2])
Other millwork products	0183	06/83	207.9	212.2	209.9	3.6	-1.1
Prefabricated structural members	0822		208.8	204.8	200.7	-5.1	-2.0
Laminated veneer lumber	0107	12/03	126.4	126.4	([2])	([2])	([2])
Other engineered structural wood members	0108	12/03	120.7	118.6	116.1	-4.7	-2.1
Wood trusses	0109	12/03	118.0	115.5	113.0	-5.6	-2.2
Miscellaneous millwork products	0823	06/84	182.2	183.4	184.0	6.3	.3
Plywood	083		173.3	165.6	162.2	-23.3	-2.1
Softwood plywood	0831		191.8	176.3	168.5	-39.4	-4.4
Softwood veneer and plywood	0303	12/05	92.5	85.1	81.3	([2])	-4.5
Hardwood veneer and plywood	0835	12/05	101.4	101.7	102.5	([2])	.8
Hardwood veneer and plywood	01	12/05	101.4	101.7	102.5	([2])	.8
Hardwood veneer and plywood	0101	12/05	101.4	101.7	102.5	([2])	.8
Other wood products	084		142.1	143.4	143.3	2.5	-.1
Wood pallets and skids	0841		204.2	204.7	204.4	3.2	-.1
Boxes	0842		166.9	168.1	166.7	1.0	-.8
Nailed or lock-corner wooden boxes	0101	06/85	156.1	159.2	154.9	3.8	-2.7
Wooden box and crate shook	0102	06/85	146.6	150.7	146.6	-2.7	-2.7

See footnotes at end of table.

Table 6. Producer price indexes and percent changes for commodity groupings and individual items, not seasonally adjusted—Continued

(1982=100 unless otherwise indicated)

Commodity	Commodity code	Other index base	Index			Percent change to Oct. 2006 from:	
			June 2006[1]	Sep. 2006[1]	Oct. 2006[1]	Oct. 2005	Sep. 2006
Boxes—Continued	0842						
Wood container parts and wood containers, nec	0127	12/03	102.7	102.9	102.8	1.2	-0.1
Miscellaneous wood products	0849		103.6	106.4	107.3	2.5	.8
Wood ties, siding, shingles, & shakes and	03	12/03	100.8	103.8	104.7	2.6	.9
Sawn wood fence stock, wood lat, and contr	04	12/03	103.8	104.8	104.8	1.0	0
Logs, bolts, timber and pulpwood	085		197.8	201.2	201.1	2.9	0
Logs, bolts, timber and pulpwood	0851						
Softwood logs, bolts and timber	01		229.6	220.8	217.6	-4.9	-1.4
Hardwood logs, bolts and timber	02		106.3	103.9	106.4	-1.3	2.4
Pulpwood	03		92.0	95.1	97.0	2.6	2.0
Other roundwood products	04	06/86	163.8	175.8	177.1	11.7	.7
Prefabricated wood buildings & component	086	12/84	213.3	214.7	214.9	3.4	.1
Prefabricated wood buildings & component	0861						
Components not sold as complete units	0101	12/84	192.3	191.9	193.2	-6.2	.7
Precut packages sold as complete units	0102	12/84	246.6	246.6	246.6	5.5	0
Panelized buildings sold as complete units	0103	12/84	230.9	230.5	230.4	2.4	0
Modular buildings shipped with floor & walls	0104	12/84	194.6	197.3	197.6	4.9	.2
Treated wood and contract wood preservin	087	06/85	175.8	164.3	156.7	-12.6	-4.6
Treated wood and contract wood preservin	0871						
Treated wood	01	06/85	176.4	164.4	156.9	-12.9	-4.6
Poles, piles, and posts	0101	06/85	208.1	198.8	198.4	3.4	-.2
Other wood products	0102	06/85	162.1	150.2	141.9	-16.1	-5.5
Contract wood preserving	02	06/85	150.8	152.0	143.2	-3.6	-5.8
Pulp, paper, and allied products	09		210.1	211.9	212.1	4.2	.1
Pulp, paper, and prod., ex. bldg. paper	091		179.3	181.1	181.3	7.1	.1
Woodpulp	0911		144.0	146.0	146.1	6.6	.1
Woodpulp	05	06/06	100.0	101.6	101.6	([2])	0
Woodpulp	0501	06/06	100.0	101.6	101.6	([2])	0
Wastepaper	0912		226.7	250.7	251.9	12.2	.5
News wastepaper	01		221.5	235.3	233.9	2.3	-.6
News wastepaper	0125	06/06	100.0	106.2	105.6	([2])	-.6
Mixed wastepaper	02		558.0	597.1	594.6	4.3	-.4
Mixed wastepaper	0225	06/06	100.0	107.0	106.6	([2])	-.4
Corrugated wastepaper	03		291.1	297.8	273.1	16.2	-8.3
Corrugated wastepaper	0325	06/06	100.0	102.3	93.8	([2])	-8.3
High grades wastepaper (pulp subs & deink	07	12/86	133.0	151.7	155.9	15.5	2.8
High grades wastepaper (pulp, substitutes & deinking	0725	06/06	100.0	114.1	117.2	([2])	2.7
Exports (all grades)	08	12/86	157.0	172.8	175.8	5.5	1.7
Paper	0913		167.1	168.9	168.9	4.5	0
Writing and printing papers	01		162.1	164.4	164.4	4.2	0
Clay coated printing and converting paper	0118	06/99	114.7	116.0	115.9	.3	-.1
Publication and printing paper, all types	0124	12/99	116.7	119.1	118.2	8.7	-.8
Bond and all writing paper	0138	12/99	104.5	109.1	([2])	([2])	([2])
Cover & text papers & misc. uncoated freesheet	0144	12/99	114.9	115.9	115.9	1.9	0
Cotton fiber paper and thin paper	0145	12/99	117.8	117.4	([2])	([2])	([2])
Newsprint	02		153.7	153.4	153.2	6.8	-.1
Packaging and industrial converting paper	03		196.7	197.7	197.9	4.8	.1
Packaging/industrial convt. paper, ex unbleach kraft	0319	12/99	110.4	112.6	([2])	([2])	([2])
Coated and laminated single and multi-web paper	0321	12/87	156.5	157.4	158.4	3.3	.6
Coated and laminated single and multi-web film	0322	12/87	159.3	159.7	159.7	1.4	0
Coated and laminated paper, n.e.c.	05	12/82	163.4	165.8	165.8	2.5	0
Paperboard	0914		196.7	197.9	197.9	17.4	0
Corrugated paperboard in sheets and rolls	05		199.2	199.3	199.3	23.2	0
Paperboard, ex. corrugated paperboard	11	12/82	205.5	207.0	207.0	16.6	0
Semichemical paperboard	1104	12/82	224.8	([2])	228.8	28.3	([2])
Recycled paperboard	1105	12/82	224.8	226.3	226.3	16.1	0
Unbleached kraft packaging/indust. convert. paperbrd	1107	12/99	122.5	123.2	123.2	21.0	0
Converted paper and paperboard products	0915		185.3	185.7	186.1	5.6	.2
Sanitary paper products, including stock	01		161.1	160.2	160.1	2.9	-.1
Paper, plastic, and foil bags	02		225.4	222.4	224.8	4.2	1.1
Grocers' and variety bags (paper)	0214	12/83	260.4	261.0	254.6	.2	-2.5
Specialty bags, pouches and liners	0216	12/83	179.4	176.3	179.2	4.6	1.6
Shipping sacks and multiwall bags, all	0218	12/83	217.3	216.6	217.4	4.3	.4

See footnotes at end of table.

Table 6. Producer price indexes and percent changes for commodity groupings and individual items, not seasonally adjusted—Continued

(1982=100 unless otherwise indicated)

Commodity	Commodity code	Other index base	Index			Percent change to Oct. 2006 from:	
			June 2006[1]	Sep. 2006[1]	Oct. 2006[1]	Oct. 2005	Sep. 2006
Converted paper and paperboard products—Continued	0915						
Paper boxes and containers	03		194.4	195.9	196.3	7.9	0.2
Corrugated shipping containers	0301	06/87	179.7	182.1	182.5	12.8	.2
Setup paperboard boxes	0322	12/83	183.8	184.6	184.4	3.1	-.1
Folding paperboard boxes	0336	12/04	99.4	98.8	99.0	-1.6	.2
Paperboard fiber drums	0337		224.4	([2])	([2])	([2])	([2])
Milk and milk-type containers	0351		187.1	186.8	([2])	([2])	([2])
Cups and liquid-tight containers	0352	06/85	246.3	250.5	250.5	8.3	0
Packaging accessories	04		206.8	212.3	212.3	13.2	0
Other corrugated and solid fiber products	0441		286.8	295.7	295.8	14.6	0
Gift wrapping paper	0451	06/85	151.9	151.9	151.9	5.1	0
Office supplies and accessories	06		146.7	148.2	147.1	2.9	-.7
Envelopes	0636	12/84	139.8	140.8	139.1	4.3	-1.2
Inked ribbons	0642	12/85	91.3	91.5	89.7	-4.5	-2.0
Carbon and stencil paper	0644	12/85	132.8	132.8	132.8	0	0
Die-cut paper and paperboard office supplies	0646	12/03	108.9	109.5	109.5	.6	0
Business machine paper & other paper office supplies	0655	06/90	141.0	144.1	153.1	18.2	6.2
Stationery, tablets and related products	0656	06/05	102.5	105.2	105.2	5.6	0
Fiber and composite cans & related product	07		241.8	246.4	250.6	4.5	1.7
Pressed and molded pulp goods	08	06/85	167.8	169.5	167.7	6.1	-1.1
Misc. converted paper and board products	09	12/84	157.8	157.9	158.6	2.3	.4
Pasted, lined, laminated or surface coated	0901	12/84	186.6	186.6	186.6	.3	0
Other converted paper and board products	0999	12/84	157.0	157.3	158.5	2.8	.8
Pressure sensitive and gummed products	0916	12/82	161.6	164.2	162.0	4.7	-1.3
Pressure sensitive products	0101	12/82	161.3	164.0	161.8	4.8	-1.3
Building paper & building board mill pro	092		178.0	167.4	161.6	-21.8	-3.5
Hardboard, particleboard & fiberboard pr	0922		169.6	158.6	152.7	-23.1	-3.7
Particleboard and fiberboard	01		180.8	166.9	158.7	-28.2	-4.9
Particleboard	0123	12/82	211.5	215.9	216.1	31.6	.1
Particleboard, extruded-type	0124	12/82	194.3	153.8	133.3	-61.3	-13.3
Medium density fiberboard	0131	06/84	133.1	138.1	138.3	9.9	.1
Prefinished particleboard & mdf made from pure matls	0141	12/02	129.5	128.5	126.9	12.8	-1.2
Hardboard and fabricated hardboard product	02	06/84	122.8	121.5	123.1	6.8	1.3
Building board, const. paper & felt stoc	0923	12/85	195.5	199.8	([2])	([2])	([2])
Insulating fiberboard	0102	06/91	203.2	208.1	([2])	([2])	([2])
Publications, printed matter & printing	093		239.4	241.5	242.1	2.9	.2
Newspapers	0931		339.7	346.0	346.1	3.3	0
Circulation	01		244.7	241.9	242.2	-.2	.1
Daily & Sunday newspapers (subscriptions and sales)	0101	06/99	118.5	116.9	117.0	-.3	.1
Weekly & other newspapers (subscriptions and sales)	0105	06/99	116.8	117.1	118.0	1.4	.8
Advertising	02		372.1	381.7	381.7	4.2	0
Daily & Sunday newspapers (advertising)	0201	06/99	134.3	138.1	138.0	4.5	-.1
Weekly and other newspapers (advertising)	0205	06/99	126.0	126.1	126.7	.6	.5
Periodicals	0932		288.1	291.6	291.5	3.1	0
Circulation	01		228.6	228.7	228.8	1.1	0
Periodicals, subscriptions and single copy sales	0161	12/05	101.4	101.5	101.5	([2])	0
Advertising	02		347.5	354.7	354.6	4.7	0
Specialized business/professional periodicals, adver	0229	06/99	133.6	140.1	139.5	7.7	-.4
General & consumer periodicals, advertising	0238	06/99	139.5	139.7	140.0	2.5	.2
Book publishing	0933		273.9	276.0	277.7	4.0	.6
Textbooks	01		440.1	443.1	445.2	3.8	.5
Technical, scientific & professional books	02		274.9	279.0	283.1	9.3	1.5
Religious books	03		188.4	188.7	189.0	.9	.2
General books	04		190.4	191.1	191.5	.9	.2
Mass market rack-size book publishing	0414		219.7	219.7	219.7	0	0
Adult trade and juvenile	0416	06/88	161.4	161.4	161.9	.9	.3
Book club and mail order book publishing	0417	06/88	124.2	126.0	126.0	1.4	0
General reference books	05		163.1	164.4	164.1	2.4	-.2
Other books, incl. music books & pamphlets	08	06/88	184.2	184.2	184.2	1.0	0
Other book publishing, excluding pamphlets	0801	06/88	209.1	209.1	209.1	1.2	0
Pamphlet publishing (5 to 48 pages)	0802	06/88	148.3	148.3	148.3	0	0
Book printing	0934	12/83	161.3	162.9	162.7	3.1	-.1
Manifold business forms	0935	12/83	241.5	243.9	247.2	9.7	1.4
Unit set forms	0101	12/83	264.7	263.0	272.0	8.8	3.4
Manifold books	0102	12/83	223.7	227.1	228.3	4.6	.5
Custom continuous forms	0103	12/83	216.6	222.4	223.4	9.5	.4
Stock continuous forms	0104	12/83	253.8	254.4	254.6	12.1	.1

See footnotes at end of table.

Table 6. Producer price indexes and percent changes for commodity groupings and individual items, not seasonally adjusted—Continued

(1982=100 unless otherwise indicated)

Commodity	Commodity code	Other index base	Index			Percent change to Oct. 2006 from:	
			June 2006[1]	Sep. 2006[1]	Oct. 2006[1]	Oct. 2005	Sep. 2006
Greeting cards and misc. publishing	0936	06/84	241.0	241.4	241.4	1.1	0.0
Greeting card publishing	0104	12/85	212.5	212.6	212.6	-.3	0
All other publishing	0105	12/89	193.3	193.5	193.5	.9	0
Directory and mailing list publishing	02	12/03	105.5	105.8	105.8	2.0	0
Commercial printing	0937	06/82	165.0	165.6	166.3	2.3	.4
Magazine and periodical printing	01	06/82	130.4	130.4	131.7	1.9	1.0
Lithographic	0102	06/82	136.3	136.4	137.8	1.9	1.0
Gravure	0103	06/82	99.0	([2])	([2])	([2])	([2])
Label and wrapper printing for packaging	02	06/82	172.1	171.8	171.8	.9	0
Lithographic	0202	06/82	148.4	148.4	148.4	1.4	0
Gravure	0203	06/82	128.6	127.3	127.3	.6	0
Catalog and directory printing	03	06/82	129.4	130.1	130.2	1.3	.1
Lithographic	0302	06/82	142.8	143.6	143.7	1.3	.1
Gravure	0303	06/82	75.9	([2])	([2])	([2])	([2])
Financial and legal printing	04	06/82	179.8	188.6	186.8	4.5	-1.0
Lithographic	0402	06/82	168.4	176.7	174.9	4.4	-1.0
Advertising printing	05	06/82	157.1	157.4	157.9	1.4	.3
Lithographic	0502	06/82	153.1	153.4	153.9	1.5	.3
Gravure	0503	06/82	115.2	115.2	115.2	.6	0
Other general job printing	06	06/82	214.1	214.2	216.5	3.2	1.1
Letterpress	0601	06/82	212.7	212.7	212.7	.3	0
Quick printing	0602	06/82	213.6	213.8	216.4	3.6	1.2
Gravure	0603	06/82	114.2	115.2	112.5	-1.9	-2.3
Commercial printing, n.e.c.	11	12/88	130.0	130.2	130.6	3.3	.3
Screen printing, excluding textiles	1101	06/82	139.6	140.1	141.3	2.2	.9
Engraving	1102	12/84	219.2	219.2	219.2	6.8	0
Digital printing	1103	12/88	106.9	107.4	107.6	-.6	.2
Flexographic printing	1104	12/96	118.4	118.4	118.4	4.9	0
Blankbooks, binders, and bookbinding wor	0938	06/85	168.4	169.0	169.0	2.1	0
Bankbooks, looseleaf binders, and devices	01	06/85	174.6	175.1	175.2	2.5	.1
Blankbook making	0101	06/85	190.8	190.8	191.3	4.0	.3
Looseleaf binders and devices	0102	06/85	149.2	150.1	150.0	.7	-.1
Bookbinding and related work	02	12/85	150.3	151.0	150.8	1.3	-.1
Edition, library and other hardcover book binding	0201	12/85	149.5	150.1	150.6	2.4	.3
Other book and pamphlet binding	0202	12/85	149.2	149.9	149.6	1.2	-.2
Services for the printing trade	0939	06/85	111.1	111.1	111.1	-.1	0
Prepress services, including platemaking	05	12/03	99.1	99.1	99.1	-.1	0
Services for the printing trade	0501	12/03	99.0	99.0	99.0	-.1	0
Printing plates prepared for printing exc blanks	0502	12/03	100.1	100.1	100.1	0	0
Metals and metal products	10		184.9	187.6	187.4	15.8	-.1
Iron and steel	101		189.0	195.8	195.1	16.1	-.4
Iron ore	1011		135.6	135.8	135.8	14.1	0
Iron and steel scrap	1012		369.5	338.8	323.0	12.0	-4.7
Carbon steel scrap	11	12/86	357.8	313.9	297.4	6.6	-5.3
Heavy melting scrap	1191	06/96	183.9	165.2	166.2	9.1	.6
Carbon steel scrap bundles	1192	06/96	209.4	174.4	152.2	6.5	-12.7
Shredded carbon steel scrap	1193	06/96	168.5	158.5	151.6	6.3	-4.4
Cut plate and structural scrap	1194	06/96	197.1	172.9	161.8	.7	-6.4
Other carbon steel scrap	1195	06/96	178.6	157.8	155.5	3.9	-1.5
Other ferrous scrap	15	06/06	100.0	88.8	86.2	([2])	-2.9
Other ferrous scrap	1501	06/06	100.0	88.8	86.2	([2])	-2.9
Foundry and forge shop products	1015		162.4	164.3	164.8	5.9	.3
Pressure & soil pipe & fittings, cast iron	02		256.1	262.4	262.1	8.6	-.1
Soil pipe & fittings, gray & ductile iron	0235		372.4	372.4	372.4	8.7	0
Pressure pipe and fittings, ductile iron	0237		196.9	202.7	202.4	8.6	-.1
Pressure pipe and fittings, gray iron	0239		256.7	([2])	([2])	([2])	([2])
Gray & ductile iron castings, other	04		156.9	159.6	159.5	5.4	-.1
Malleable iron castings	05		199.5	200.4	197.6	13.1	-1.4
Carbon, stainless, and alloy investment	06		194.9	197.4	198.3	8.5	.5
Other steel castings, carbon steel	07		194.4	193.4	193.6	3.2	.1
Other steel casting, high alloy & stainles	08		163.3	163.5	186.0	24.7	13.8
Other steel castings, low alloy steel	09		167.6	169.1	168.4	6.2	-.4
Other forge shop products	13	06/82	136.8	136.2	135.4	.8	-.6
Seamless rolled ring forgings	1329	06/82	149.5	([2])	([2])	([2])	([2])
Closed die forgings, ferrous	1359	06/98	110.3	109.7	108.9	.6	-.7
Electrometallurgical products	1016		244.4	236.8	241.5	-14.1	2.0
Ferrosilicon	07	06/01	161.3	([2])	([2])	([2])	([2])
Other ferroalloys and ferrous produc	08	06/01	177.6	170.3	175.0	-19.5	2.8

See footnotes at end of table.

Table 6. Producer price indexes and percent changes for commodity groupings and individual items, not seasonally adjusted—Continued

(1982=100 unless otherwise indicated)

Commodity	Commodity code	Other index base	Index			Percent change to Oct. 2006 from:	
			June 2006[1]	Sep. 2006[1]	Oct. 2006[1]	Oct. 2005	Sep. 2006
Steel mill products	1017		173.2	187.0	187.9	20.8	0.5
Semifinished steel mill products	02	06/82	221.9	238.2	238.3	22.8	0
Hot rolled sheet and strip, incl. tin mill	03	06/82	141.1	155.5	152.1	31.9	-2.2
Hot rolled bars, plates, & structural shap	04	06/82	170.8	178.3	180.4	11.6	1.2
Steel wire	05	06/82	224.6	231.7	232.1	9.2	.2
Steel pipe and tube	06	06/82	201.4	204.8	209.6	9.6	2.3
Cold rolled sheets and strip	07	06/82	186.7	226.1	231.2	41.8	2.3
Cold finished bars	08	06/82	152.4	150.7	150.7	1.6	0
Nonferrous metals	102		231.0	229.9	229.5	33.7	-.2
Nonferrous metal ores	1021	12/83	227.9	229.9	230.8	41.5	.4
Copper ores	02	06/88	402.8	408.9	([2])	([2])	([2])
Gold ores	05	06/85	181.2	179.9	168.0	18.9	-6.6
Other metal ore mining	12	12/03	326.0	334.2	343.9	-16.2	2.9
Primary nonferrous metals	1022		246.1	247.4	250.7	49.8	1.3
Primary nonferrous metals	01		252.1	253.5	256.8	49.7	1.3
Primary aluminum, except extrusion billet	0115	12/99	156.4	151.4	159.9	28.7	5.6
Aluminum extrusion ingot (billet)	0121		214.4	201.6	209.8	31.5	4.1
Copper cathode and refined copper	0131	12/96	303.4	([2])	([2])	([2])	([2])
Other nonferrous metals, unalloyed	0181	06/88	248.0	250.6	253.7	40.6	1.2
Nonferrous scrap	1023		347.1	334.6	323.9	39.9	-3.2
Copper base scrap	01		471.1	463.9	456.0	58.8	-1.7
No. 1 copper scrap, including wire	0101	12/86	433.8	441.6	426.2	82.7	-3.5
No. 2 copper scrap, including wire	0102	12/86	564.5	555.0	534.7	59.4	-3.7
Yellow brass scrap	0103	12/86	514.9	494.3	511.7	77.9	3.5
Other copper and brass scrap	0104	12/86	468.9	457.0	448.2	33.3	-1.9
Aluminum base scrap	02		290.1	268.0	263.9	26.9	-1.5
Solids and clippings, new scrap	0201	12/86	214.4	201.6	196.7	14.8	-2.4
Borings, turnings, and other new scrap	0202	12/86	([2])	274.9	264.2	32.0	-3.9
Used beverage can scrap	0205	12/86	267.8	249.3	245.1	31.8	-1.7
Other old scrap	0206	12/86	218.9	198.8	199.0	31.5	.1
Other nonferr scrap, inc lead, zinc & prec	03		233.8	232.2	208.6	25.5	-10.2
Other nonferr scrap, inc lead, zinc & precious metal	0309	06/06	100.0	99.7	89.6	([2])	-10.1
Secondary nonferrous metals	1024		211.8	211.9	211.9	38.5	0
Secondary aluminum	02		220.0	202.5	201.3	17.7	-.6
Copper, alloyed and unalloyed	03		453.1	438.2	432.4	75.8	-1.3
Refined lead	04		132.5	([2])	152.1	21.1	([2])
Precious metals	06		139.0	150.6	147.0	32.8	-2.4
Other nonferrous metals	07		196.1	235.6	236.1	40.3	.2
Nonferrous mill shapes	1025		214.6	213.6	214.0	25.2	.2
Aluminum mill shapes	01		186.3	182.6	180.9	12.5	-.9
Aluminum sheet	0105	12/03	131.6	126.3	126.7	14.8	.3
Foil, plain (under .006 inches)	0111		173.0	164.0	162.7	19.2	-.8
Aluminum plate	0129		167.0	169.8	167.5	8.4	-1.4
Rolled aluminum rod and bar, inc continuous cast	0143		175.7	180.8	178.6	15.2	-1.2
Extruded aluminum rod, bar, and other shapes except	0162	12/04	118.2	116.5	115.1	12.4	-1.2
Aluminum extruded and drawn pipe and tube	0163	12/04	111.6	106.6	107.6	4.5	.9
Copper and brass mill shapes	02		417.4	421.5	417.9	64.1	-.9
Copper and copper-base alloy sheet, strip , and plat	0237	12/03	221.9	237.8	237.9	49.3	0
Copper and copper-base alloy rod, bar and shapes	0238	12/03	271.8	275.1	275.5	75.7	.1
Copper and copper-base alloy pipe and tube	0239	06/04	254.1	222.3	207.3	65.2	-6.7
Nickel alloy mill shapes	04		207.3	([2])	235.8	17.7	([2])
Titanium mill shapes	05		338.4	338.3	355.8	70.7	5.2
Other mill shapes	19		187.5	194.7	202.3	40.4	3.9
Other nonferrous metal roll/draw/extruding	1935	12/03	178.3	184.5	195.9	48.2	6.2
Nonferrous wire and cable	1026		247.9	244.6	245.0	39.9	.2
Electric wire and cable	0301	12/82	201.1	209.2	214.8	23.8	2.7
Control & signal wire and cable	0304	06/04	179.1	174.0	176.7	58.3	1.6
Building wire and cable	0306	06/04	220.2	213.6	([2])	([2])	([2])
Copper and copper alloy wire & cable, bare & tinned	0314	12/86	387.0	333.8	317.8	48.1	-4.8
Apparatus wire from purchased insulated wire	0327	12/03	127.0	134.1	134.9	19.4	.6
Power wire and cable	0332	06/04	172.5	([2])	([2])	([2])	([2])
Fiber optic cable	0333	12/88	66.4	66.1	66.3	-.2	.3
Other wire and cable	0399	06/04	145.7	140.7	141.7	31.7	.7
Nonferrous forge shop products	1027	12/83	167.0	170.1	165.9	3.2	-2.5
Hot impression die, impact, press, & upset	0111	12/83	167.8	170.9	166.7	3.2	-2.5
Nonferrous foundry shop products	1028		174.6	178.1	177.8	12.3	-.2
Castings, alum./alum.-base alloy	02		168.5	169.2	168.0	6.8	-.7
Motor vehicle die castings	0201		141.0	140.1	139.8	11.4	-.2

See footnotes at end of table.

Table 6. Producer price indexes and percent changes for commodity groupings and individual items, not seasonally adjusted—Continued

(1982=100 unless otherwise indicated)

Commodity	Commodity code	Other index base	Index			Percent change to Oct. 2006 from:	
			June 2006[1]	Sep. 2006[1]	Oct. 2006[1]	Oct. 2005	Sep. 2006
Nonferrous foundry shop products—Continued	1028						
Other die castings	0203	06/83	178.1	179.3	177.4	5.8	-1.1
Sand castings	0204	06/83	188.7	188.4	186.5	8.1	-1.0
Perm. and semi-perm. mold castings	0205	06/83	145.1	145.5	145.3	6.4	-.1
Other castings and cast products	0206	06/83	174.2	177.7	177.7	7.1	0
Copper and copper-base alloy castings	03	06/83	241.0	264.5	260.1	34.0	-1.7
Copper and copper-base alloy sand castings	0301	06/83	265.5	296.3	290.5	39.3	-2.0
Other copper/copper-base alloy castings	0302	06/83	181.3	184.8	184.4	14.1	-.2
Zinc Castings	04	06/83	200.3	212.7	217.8	31.8	2.4
Magnesium and magnesium-base castings	05	06/83	124.3	124.2	124.2	-1.8	0
Other nonferrous castings	06	06/83	144.2	144.9	146.2	11.9	.9
Metal containers	103		126.9	127.2	127.1	1.9	-.1
Metal cans and can components	1031		119.4	119.4	119.4	1.2	0
Steel cans	02		153.8	153.7	153.7	1.9	0
Aluminum cans	03		95.9	95.9	95.9	.7	0
Barrels, drums, and pails	1032		205.9	208.7	207.9	5.7	-.4
Other metal containers	0104	12/05	100.5	101.9	101.5	([2])	-.4
Hardware	104		173.1	175.5	176.2	3.5	.4
Hardware, n.e.c.	1041		163.1	166.6	167.3	4.3	.4
Builders hardware	01		185.9	191.5	192.0	5.8	.3
Padlocks	0109	06/85	155.9	156.0	156.0	5.1	0
Doorlocks, locksets, locktrim, exc.arch. trim	0122	06/85	175.7	180.8	181.0	7.2	.1
Cabinet hardware	0147	06/85	163.0	163.9	167.2	3.2	2.0
Other builders hardware	0148	06/85	163.2	169.9	170.1	5.5	.1
Transportation equipment hardware	03		135.2	136.1	137.3	1.6	.9
Motor vehicle hardware	0311	06/85	114.1	114.1	115.1	.4	.9
Other transportation equipment hardware	0341	06/85	372.3	385.9	389.3	7.5	.9
Furniture hardware	04		195.3	198.7	198.5	1.7	-.1
Other hardware, n.e.c.	05	06/85	164.1	169.3	169.3	7.2	0
Hand and edge tools	1042		195.8	196.1	196.7	1.9	.3
Mechanics hand service tools	0135	06/06	100.0	100.2	100.8	([2])	.6
Edge tools, hand operated	0145	06/06	100.0	99.8	100.1	([2])	.3
Other handtools, nec	0155	06/06	100.0	99.9	99.8	([2])	-.1
Handsaws and handsaw blades	0168	12/03	106.3	107.0	107.3	2.3	.3
Plumbing fixtures and fittings	105		207.6	210.0	211.3	6.9	.6
Vitreous china fixtures	1052		142.9	143.0	143.0	1.6	0
Plumbing fixture fittings and trim	1054		232.6	236.3	236.1	6.9	-.1
Bath and shower fittings	0211	06/83	193.7	198.6	198.6	3.3	0
Lavatory and sink fittings	0218	06/98	118.0	120.3	120.3	8.6	0
Miscellaneous brass goods	0223	06/83	233.9	236.1	235.9	7.1	-.1
Enameled iron & metal sanitary ware	1056	12/86	174.0	175.4	180.1	10.2	2.7
Heating equipment	106		184.3	188.7	189.7	5.3	.5
Steam and hot water equipment	1061		192.5	197.4	201.5	7.0	2.1
Cast iron heating boilers, radiators and convectors	0106	06/99	124.4	129.0	128.2	5.1	-.6
Steel heating boilers, all classes	0112	06/99	127.8	131.0	133.8	7.0	2.1
Floor & wall furnaces/heaters/parts	1062		158.9	163.7	161.2	2.4	-1.5
Other heating, non-elect., inc parts	1063		178.4	181.2	184.1	4.9	1.6
Domestic heating stoves	1064		148.8	150.7	149.1	4.1	-1.1
Water heaters, domestic	1066		226.8	233.9	237.8	9.4	1.7
Electric	0101		214.1	222.4	225.1	10.2	1.2
Non-electric water heaters	0114	12/00	143.3	146.9	149.8	8.8	2.0
Fabricated structural metal products	107		181.9	185.5	185.8	5.7	.2
Metal doors, sash, and trim	1071		192.5	193.5	195.5	4.6	1.0
Metal doors and frames, exc. storm	02	06/83	187.4	189.6	191.4	5.1	.9
Aluminum doors	0201	06/83	191.3	192.0	193.1	5.8	.6
Iron and steel doors	0203	06/83	179.0	181.8	184.0	5.3	1.2
Other metal door, frames, & shower door/tub enclosr.	0208	06/97	130.7	130.7	130.9	1.8	.2
Metal window sash and frames, exc. storm	03	06/83	177.7	178.0	180.3	4.5	1.3
Metal molding and trim and storefronts	04	06/83	322.7	322.7	333.2	15.9	3.3

See footnotes at end of table.

Table 6. Producer price indexes and percent changes for commodity groupings and individual items, not seasonally adjusted—Continued

(1982=100 unless otherwise indicated)

Commodity	Commodity code	Other index base	Index			Percent change to Oct. 2006 from:	
			June 2006[1]	Sep. 2006[1]	Oct. 2006[1]	Oct. 2005	Sep. 2006
Metal doors, sash, and trim—Continued	1071						
Storm sash and doors	05	06/83	158.4	159.4	159.1	4.1	-0.2
Screens and weatherstrip	06	06/83	159.8	160.0	160.0	.1	0
Metal tanks	1072		168.5	169.6	171.5	4.9	1.1
Storage and other non-pressure tanks	0104	12/94	155.2	153.8	153.8	.3	0
Non-LPG gas cylinders	0122		141.0	142.1	142.1	3.6	0
Metal tanks, complete at factory, std. line pressure	0126	12/01	130.5	130.8	132.2	3.3	1.1
Metal tanks and vessels, custom fabricated at fact.	0135	12/01	138.7	140.6	144.1	8.8	2.5
Metal tanks & vessels, custom fab. and field erected	0152	12/94	140.2	141.7	141.7	4.3	0
Sheet metal products	1073		176.8	180.6	180.4	6.6	-.1
Air conditioning ducts and stove pipe	0131	12/03	132.7	132.7	132.7	4.7	0
Metal roofing and drainage equipment	0132	12/03	130.7	134.5	134.4	13.6	-.1
Sheet metal siding	0133	12/03	122.7	124.8	124.7	7.0	-.1
Sheet metal roof ventilators, louvers and dampers	0135	12/03	113.7	115.5	115.5	1.4	0
Other sheet metal work	0136	12/03	115.5	118.6	118.3	5.9	-.3
Struct., arch., pre-eng. metal products	1074		181.6	186.2	185.6	5.3	-.3
Nonferrous pipe, tube, and fittings	04		225.2	252.9	252.9	20.8	0
Fabricated structural metal	05		180.1	183.5	184.1	5.3	.3
Fabricated structural metal for buildings	0501		170.4	173.6	174.4	5.1	.5
Other fabricated structural metal	0512	06/82	197.5	201.2	201.7	5.4	.2
Miscellaneous metal work	07		151.3	157.3	152.3	1.7	-3.2
Architectural and ornamental metalwork	08	12/83	191.8	193.5	193.2	3.6	-.2
Stairs, staircases and fire escapes	0803	12/83	165.2	166.7	166.6	2.5	-.1
Grills, registers and air diffusers	0811	12/97	114.2	114.2	114.2	1.4	0
Fences, gates, railings and window guards	0813	12/97	127.4	128.2	128.1	1.7	-.1
Open flooring, grating and studs	0814	12/97	162.1	164.7	164.6	9.8	-.1
Other architectural and ornamental metal work	0816	12/97	130.2	132.4	131.9	4.8	-.4
Fabricated iron & steel pipe, tube & fit.	09	12/94	160.6	165.8	165.2	6.6	-.4
Heat exchangers and condensers	1075		234.4	238.7	237.4	5.8	-.5
Bare tube heat exchangers	0101		233.4	242.5	239.7	14.3	-1.2
Fin tube heat exchangers	0102		231.7	231.7	([2])	([2])	([2])
Fabricated steel plate	1076		162.3	170.5	170.4	8.9	-.1
Steel power boilers	1077		175.2	175.2	175.2	4.3	0
Prefabricated metal buildings	1079		212.2	216.2	216.9	6.1	.3
Prefab. metal bldg systems, ex. farm svcs	01		195.7	200.3	201.1	7.9	.4
Other prefab. & portable metal buildings	02		250.2	252.0	251.7	2.0	-.1
Panels, parts, & sections for prefab bldgs	03		231.3	234.1	235.8	3.4	.7
Miscellaneous metal products	108		143.6	145.6	145.4	3.2	-.1
Bolts, nuts, screws, rivets, and washers	1081		157.9	161.5	161.1	5.0	-.2
Externally thread. fasteners, ex. aircraft	02	06/82	152.5	155.6	156.0	5.0	.3
Hex bolts	0206	06/82	151.7	152.0	152.0	-1.2	0
Cap screws	0231		172.7	171.9	173.7	3.1	1.0
Tapping screws	0236		141.7	141.7	143.1	2.8	1.0
Other metal bolts, inc. sq., round, plow, bent, etc.	0262	12/99	149.0	155.2	155.0	9.5	-.1
Other external threaded metal fasteners, inc. studs	0263	12/99	106.3	106.9	107.6	1.8	.7
Internally thread. fasteners, ex. aircraft	03	06/82	108.1	110.3	109.0	2.9	-1.2
Nonthreaded fasteners, except aircraft	04	06/82	167.5	168.4	169.2	3.0	.5
Aircraft-aerospace fasteners	05	06/82	218.0	229.6	224.8	9.4	-2.1
Other formed fasteners	06	06/82	141.4	143.3	144.5	3.5	.8
Lighting fixtures	1083		144.4	146.6	147.7	4.7	.8
Residential	02		157.5	161.5	161.4	4.1	-.1
Commercial/institutional or industrial	03		151.1	155.3	156.8	6.7	1.0
Commercial and institutional lighting fixtures	0302	12/04	104.5	106.0	108.0	6.1	1.9
Industrial electric lighting fixtures	0304	12/04	103.8	112.7	110.0	9.0	-2.4
Vehicular	04		120.9	121.5	121.5	1.0	0
Motor vehicle lighting	0401	12/83	99.1	99.7	99.7	.9	0
All other vehicular lighting equipment	0402	12/83	173.1	173.1	173.2	-.5	.1
Component and renewal parts	0403	12/99	123.6	123.7	123.7	2.1	0
Lighting equipment, n.e.c.	05		147.4	147.7	149.7	5.3	1.4
Outdoor lighting equipment, including parts	0522	06/85	139.4	140.1	140.7	6.9	.4
Other electric and non-electric lighting	0524	06/85	103.2	102.9	106.3	2.4	3.3
Ammunition, except for small arms	1085	12/85	136.9	137.8	137.4	-1.2	-.3
Ordnance and accessories, n.e.c.	1086	12/85	159.9	159.9	159.9	-1.4	0
Fabricated ferrous wire products	1088	06/82	161.9	164.7	164.5	5.0	-.1

See footnotes at end of table.

Table 6. Producer price indexes and percent changes for commodity groupings and individual items, not seasonally adjusted—Continued

(1982=100 unless otherwise indicated)

Commodity	Commodity code	Other index base	Index			Percent change to Oct. 2006 from:	
			June 2006[1]	Sep. 2006[1]	Oct. 2006[1]	Oct. 2005	Sep. 2006
Fabricated ferrous wire products—Continued	1088						
Ferrous wire rope, cable and strand	01	06/82	150.6	151.7	151.1	2.7	-0.4
Steel nails and spikes	02	06/82	156.8	157.7	157.7	2.3	0
Ferrous wire cloth, other woven wire prod.	07	06/82	145.6	146.2	146.2	.9	0
Other fabricated ferrous wire products	09	06/82	167.3	171.2	171.2	6.5	0
Other miscellaneous metal products	1089		139.6	141.4	140.9	2.6	-.4
Wire springs	04		150.5	151.0	151.2	.5	.1
Precision mechanical springs	0424		160.2	162.2	162.0	7.6	-.1
Other wire springs	0425	12/82	140.1	139.5	140.0	-4.2	.4
Other metal products	05		135.4	137.6	136.6	1.7	-.7
Original equipment automotive stamping	0506		111.7	112.1	111.7	-.5	-.4
Replacement part automotive stamping	0508	12/82	137.6	144.7	146.0	6.1	.9
Automotive screw machine products	0521	12/83	135.1	135.6	136.0	6.5	.3
Other screw machine products	0522	12/83	153.8	154.1	154.2	8.0	.1
Nonferrous woven wire not from wire drawing plants	0552	12/04	100.0	([2])	110.3	10.3	([2])
Metal ladders, including ladder accessories	0557	12/91	118.3	123.1	116.7	8.6	-5.2
Metal powders, paste, and flake	0564	06/85	146.3	170.2	147.6	-13.7	-13.3
Powder metallurgy parts, ex. bearing, gears, etc.	0571	12/91	108.2	108.2	108.0	2.9	-.2
Other fabricated metal products	0589	06/85	148.6	150.6	151.5	3.8	.6
Metal crowns and closures	06	12/83	165.8	165.8	165.8	7.0	0
Metal stampings n.e.c.	07	06/84	150.5	151.0	151.9	4.2	.6
Job stampings, non-automotive	0701		166.8	167.7	169.1	4.8	.8
Other stamped and pressed metal end products	0731	06/84	148.8	148.8	148.8	2.7	0
Metal foil and leaf	08	12/84	128.3	129.2	131.5	10.9	1.8
Converted unmounted alum. foil packaging products	0801	12/84	142.8	([2])	145.5	17.1	([2])
Laminated aluminum foil rolls and sheets	0811	12/84	119.5	122.7	122.7	6.0	0
Converted unmounted alum. foil for nonpkg appl.	0821	12/84	138.5	([2])	143.1	17.2	([2])
Heavy gauge springs	09	06/04	114.3	113.0	113.0	2.2	0
Hot formed steel springs (except wire)	0912	06/04	116.8	116.8	116.8	3.5	0
Cold formed steel springs (except wire)	0913	06/04	110.3	106.9	([2])	([2])	([2])
Metal treatment services	109	12/84	148.5	150.6	151.5	7.4	.6
Metal treatment services	1091						
Metal plating and polishing	01	12/84	165.9	168.6	168.7	6.4	.1
Metal coating and allied services	02	12/84	139.9	142.1	143.6	10.1	1.1
Metal heat treating	03	06/85	126.4	127.1	127.5	2.4	.3
Metal heat treating	0349	06/06	100.0	100.8	101.0	([2])	.2
Machinery and equipment	11		126.1	127.6	127.4	2.8	-.2
Agricultural machinery and equipment	111		178.9	179.1	179.7	2.7	.3
Agricultural machinery and equipment	1114	12/02	112.0	112.1	112.5	2.7	.4
Commercial turf & grounds care equipment	01	12/02	111.5	111.6	111.7	1.7	.1
Plows, listers, harrows, pulverizers, etc	02	12/02	129.7	132.3	134.8	10.2	1.9
Wheel tractors and attachments	03	12/02	109.2	109.0	109.7	3.7	.6
Farm dairy machines, sprayers, dusters, e	04	12/02	100.2	100.2	100.2	2.1	0
Planting, seeding, fertilizing mach & att	05	12/02	118.0	117.0	117.3	3.9	.3
Harvesting machinery	06	12/82	184.3	184.3	184.3	1.5	0
Haying machinery and attachments	07	12/82	164.3	164.3	166.9	2.5	1.6
Farm machinery and equip, nec excl parts	08	12/02	119.2	120.3	120.1	2.0	-.2
Parts for farm mach & equip	09	12/02	109.0	108.9	108.9	.7	0
Construction machinery and equipment	112		175.6	176.0	176.5	3.8	.3
Tractors and attachments, ex. parts	112A	12/99	115.2	115.2	115.2	3.0	0
Tractor attachments, ex. parts	03	12/99	120.7	120.7	120.7	5.0	0
Tractor shovel loaders	04		166.0	166.0	166.0	2.9	0
Power cranes, excavators & equipment	112B	12/99	123.8	123.9	123.9	4.8	0
Mixers, pavers, spreaders, etc.	112C		157.0	158.6	158.4	3.7	-.1
Off-highway, equipment, ex. parts	112D	12/99	116.0	116.5	116.8	2.9	.3
Off highway trucks	02	12/03	110.8	111.0	111.0	1.9	0
Graders, rollers, compactors, forklifts	03	12/03	111.0	111.6	112.1	3.5	.4
Misc. construction machinery and equipme	112J	12/05	102.8	103.1	103.9	([2])	.8
Winches & aerial work plat. (incl parts)	01	12/05	104.9	104.7	104.9	([2])	.2
Winches & aerial work platforms (incl. parts)	0101	12/03	132.2	131.9	132.2	4.9	.2
Other construction mach. (incl parts)	02	12/05	101.8	102.4	103.4	([2])	1.0
Other construction machinery & equipment	0201	12/03	114.0	116.1	115.9	2.5	-.2
Parts for other construction machinery & equipment	0202	12/99	116.4	115.8	118.1	3.5	2.0
Metalworking machinery and equipment	113		161.2	162.0	162.7	2.6	.4

See footnotes at end of table.

Table 6. Producer price indexes and percent changes for commodity groupings and individual items, not seasonally adjusted—Continued

(1982=100 unless otherwise indicated)

Commodity	Commodity code	Other index base	Index			Percent change to Oct. 2006 from:	
			June 2006[1]	Sep. 2006[1]	Oct. 2006[1]	Oct. 2005	Sep. 2006
Metalworking machinery n. e. c.	113A	06/83	185.0	184.2	185.0	1.3	0.4
Assembly machines	01	06/83	168.0	166.8	167.6	1.2	.5
Other metalworking machinery	02	06/83	206.9	207.6	208.0	1.5	.2
Rolling mill machinery	113B	12/87	186.2	185.6	185.6	.8	0
Power driven hand tools	1132		146.5	146.5	147.2	-.6	.5
Welding machines and equipment	1133		207.5	214.0	216.1	6.7	1.0
Arc welding mach., components ex electrode	01		189.4	196.9	195.9	5.6	-.5
Resistance welders, components & electrode	02		181.9	196.7	195.1	11.9	-.8
Arc welding electrodes	03		263.6	269.6	278.2	8.0	3.2
Gas welding machines and equipment	04		185.9	188.0	187.6	7.0	-.2
Other welding machines and equipment	06	12/00	102.4	102.7	103.8	1.4	1.1
Industrial process furnaces and ovens	1134		168.9	170.7	171.6	3.1	.5
Cutting tools and accessories	1135		158.8	159.2	159.4	2.7	.1
Small cutting tools	01		148.5	149.0	148.9	2.5	-.1
Precision measuring tools	02		175.8	175.8	175.8	.6	0
Other machine tool attachments & acc.	05	06/83	171.0	171.1	172.9	5.0	1.1
Abrasive products	1136		151.7	151.9	151.9	3.1	0
Nonmetallic sized abrasives	01		84.9	([2])	84.9	5.9	([2])
Nonmet. bonded abrasives and diamond wheel	03		150.1	151.1	150.9	3.3	-.1
Nonmetallic coated abrasive products	05		197.3	197.1	197.3	2.7	.1
Metal cutting machine tools	1137		163.2	163.7	164.8	6.5	.7
Grinding machines	13		194.7	194.7	198.8	5.1	2.1
Lathes	14		174.6	176.8	176.8	8.3	0
Milling machines	15		166.2	([2])	([2])	([2])	([2])
Multi-function machines, n/c	16		143.7	([2])	([2])	([2])	([2])
Station type machines	18	06/83	153.7	153.7	153.7	0	0
Other metal cutting machine tools	19		161.1	162.6	163.9	2.9	.8
Parts for metal-cutting machine tools	53	12/02	106.9	107.1	107.1	1.7	0
Metal forming machine tools	1138		182.9	184.3	184.2	2.4	-.1
Punching, bending and forming machines	21		153.9	155.3	155.2	3.2	-.1
Presses	23		209.0	209.0	209.0	1.7	0
Other metal forming machines	25		205.2	206.7	206.7	2.7	0
Rebuilt metal-forming machine tools & par	52	12/02	104.7	106.0	105.8	1.6	-.2
Tools, dies, jigs, fixtures & ind. molds	1139		143.3	143.7	144.3	.7	.4
Special dies, tools, jigs, and fixtures	01		155.9	155.7	156.8	-.1	.7
Industrial molds and mold boxes	03		125.9	127.0	127.0	2.0	0
General purpose machinery and equipment	114		175.4	178.3	178.5	4.6	.1
Pumps, compressors, and equipment	1141		185.7	188.1	189.1	4.5	.5
Industrial pumps	02		197.0	198.0	199.4	5.1	.7
Parts & attach for air & gas compressors &	07	06/84	170.4	174.9	174.3	5.3	-.3
Industrial spraying equipment	08	06/84	157.9	159.4	159.3	.6	-.1
Measuring & dispensing pumps	09	06/84	158.2	159.2	160.5	1.6	.8
Other pumps, including parts	12	12/83	212.0	214.6	217.2	7.0	1.2
Parts and attachments for pumps	1211	12/83	232.4	238.9	239.1	6.5	.1
All other pumps, inc. sump, oil well & oil field	1215	12/97	120.9	119.2	123.0	7.8	3.2
Domestic water systems	13	12/03	120.5	121.0	122.4	6.7	1.2
Air & gas compressors and vacuum pumps	15	06/05	102.9	105.1	105.1	3.5	0
Air & gas compressors and vacuum pumps	1501	06/05	102.9	105.1	105.1	3.5	0
Elevators, escalators, and other lifts	1142		126.3	127.3	127.3	2.8	0
Elevators & escalators	01		121.0	122.1	121.8	2.7	-.2
Elevator and escalator parts & attachments	02		153.9	154.3	155.8	3.0	1.0
Fluid power equipment	1143		189.5	190.9	190.9	5.5	0
Fluid power pumps and parts	01		177.8	180.2	179.8	5.4	-.2
Fluid power valves	02		200.7	200.8	201.1	6.7	.1
Fluid power accum/cushions/cyls. & parts	03		177.9	178.9	178.9	3.1	0
Non-aerospace hydraulic fluid power cylind/actuators	0312	06/98	121.3	122.3	122.3	2.9	0
Non-aerospace pneumatic fluid power cylind/actuators	0313	06/98	128.5	129.1	129.1	6.0	0
Parts for hydraulic & pneumatic cylinders/actuators	0315	06/98	139.5	139.0	139.0	4.2	0
Fluid power hose and tube fittings	04		204.1	206.5	206.5	6.9	0
Parts for fluid power valves	05	06/91	150.2	150.8	150.9	7.8	.1
Industrial material handling equipment	1144		155.9	158.2	158.6	4.2	.3
Conveying equipment	02		158.7	162.1	162.0	4.9	-.1
Unit handling convey/convey sys hoists/farm elevator	0212	06/84	140.9	145.3	144.7	4.6	-.4

See footnotes at end of table.

Table 6. Producer price indexes and percent changes for commodity groupings and individual items, not seasonally adjusted—Continued

(1982=100 unless otherwise indicated)

Commodity	Commodity code	Other index base	Index			Percent change to Oct. 2006 from:	
			June 2006[1]	Sep. 2006[1]	Oct. 2006[1]	Oct. 2005	Sep. 2006
Industrial material handling equipment—Continued	1144						
Parts/acces. for unit handling conveyors & conv. sys	0214	06/84	171.2	172.8	172.6	3.1	-0.1
Bulk mtl hndlg conveyors & conveying sy ex ho & farm	0216	06/84	160.4	162.0	163.0	5.8	.6
Pts & access for bulk mtl hdlg conveyors & conv sys	0218	06/84	212.9	216.1	215.3	4.4	-.4
Industrial trucks and tractors	03		144.9	146.4	147.4	3.3	.7
Work trucks w/lifting & handling equip. riding elec	0353	06/02	111.7	112.8	113.8	3.5	.9
Work trucks w/lifting & handling equip non-riding	0356	06/02	115.9	115.8	116.4	1.5	.5
Work trucks without lifting & handling equipment	0357	06/02	111.0	111.8	111.8	2.1	0
Bulk powered material moving equipment	0358	06/02	112.2	115.1	117.0	6.6	1.7
Parts, attachments, and accessories	0378	12/86	151.7	153.6	153.5	3.0	-.1
Hoists, cranes and stacking machines	04		184.4	184.7	184.7	4.5	0
Hoists, including parts	0481	12/84	184.1	181.8	183.3	5.0	.8
Cranes, including parts	0485	12/84	167.7	170.9	169.2	3.9	-1.0
Mechanical power transmission equipment	1145		195.5	197.4	198.3	3.6	.5
Speed changers, drives, gears	01		198.6	200.3	201.7	3.3	.7
Loose gear, pinions and racks	0108	12/83	147.2	150.2	151.1	4.9	.6
Speed changers and industrial high speed drives & pt	0117	12/03	115.5	115.9	116.7	2.5	.7
Other power transmission equipment	02	12/84	181.9	183.8	184.3	3.8	.3
Plain bearings and bushings	0201	12/84	143.2	144.0	144.0	1.1	0
Mech pwr trans equip,excl speed changers, drives & g	0212	12/03	114.8	116.1	116.5	4.3	.3
Scales and balances	1146		123.7	123.7	124.0	.6	.2
Vehicle and industrial scales	11	12/91	118.7	118.9	119.1	-.3	.2
Retail, commercial, household, & mail scal	12	12/91	112.3	112.3	112.3	1.4	0
Parts, attachments, and accessories	13	12/91	107.8	107.1	108.3	2.4	1.1
Fans and blowers, except portable	1147		175.9	178.6	178.4	3.3	-.1
Dust collection & air purification equip.	0143	12/83	160.7	161.5	161.8	2.1	.2
Dust collection and a/c equip.	0144	12/83	164.1	167.4	167.1	3.4	-.2
Industrial & commercial fan & blower mfg	0145	12/03	113.0	115.3	114.9	3.9	-.3
Air conditioning and refrigeration equip	1148		150.2	153.6	152.8	3.0	-.5
Heat transfer equipment	01		168.0	168.9	167.7	5.3	-.7
Heat transfer equipment, except dehumdifiers	0132	12/03	121.7	123.6	122.1	8.4	-1.2
Motor vehicle air conditioning	0133	12/03	100.3	98.7	99.0	-.4	.3
Unitary air conditioners	02		137.0	144.5	143.1	-.3	-1.0
Unitary air conditioners, except air source heat pum	0222	06/97	111.7	117.8	116.6	-.3	-1.0
Commercial refrigeration equipment	03		177.9	178.2	179.4	2.8	.7
Refrigerant compressors	04		126.7	126.1	128.2	1.9	1.7
Refrigerant compressors, except automatic	0412	12/03	114.8	113.8	116.2	2.1	2.1
Automotive air conditioning compressors	0413	12/03	([2])	99.6	([2])	([2])	([2])
Refrigeration condensing units	05		156.9	163.7	160.3	4.0	-2.1
Other a/c and refrigeration equipment	06		160.8	163.9	165.8	6.4	1.2
Parts & accessories for a/c & refrig. equi	09	12/89	129.7	129.8	131.1	14.2	1.0
Miscellaneous general purpose equipment	1149		196.4	200.3	201.1	6.4	.4
Metal valves, except fluid power	02	12/82	208.1	213.6	215.6	11.9	.9
Gates, globes, angles, and checks	0201	12/82	259.0	260.5	263.1	14.7	1.0
Ball valves	0202	12/82	203.3	206.6	209.4	10.3	1.4
Butterfly valves	0203	12/82	156.4	156.4	156.4	6.9	0
Plug valves	0204	12/82	165.8	165.8	169.0	9.3	1.9
Plumbing and heating valves (low pressure)	0205	12/82	221.2	241.9	241.9	31.2	0
Solenoid valves	0208	12/82	182.5	191.2	191.2	4.4	0
Other valves	0209	12/82	202.4	211.1	209.7	9.7	-.7
Automatic valves	0211	12/98	112.5	116.1	118.6	7.3	2.2
Metal pipe fittings, flanges, and unions	03	12/82	240.4	255.8	252.0	5.6	-1.5
Ball and roller bearings	05		191.9	194.6	194.8	2.6	.1
Ball bearings, unmounted	0531	12/03	114.2	115.2	115.5	2.5	.3
Mounted bearings	0534	06/83	238.1	241.7	241.2	3.0	-.2
Ball and roller bearing parts and components	0535	06/83	166.4	170.8	170.5	3.0	-.2
Taper roller bearings	0537	06/83	158.1	167.6	167.8	7.5	.1
Roller bearings, except taper	0538	06/83	226.4	230.8	230.6	2.4	-.1
Industrial patterns	07	12/84	141.2	143.4	143.1	6.8	-.2
Filters and strainers	08	12/84	179.0	179.1	179.1	4.1	0
Filters and strainers, except fluid power	0805	12/03	111.2	111.2	111.2	4.6	0
Other miscellaneous general purpose equipm	11	12/84	165.1	165.8	167.5	2.4	1.0
Electronic computers and computer equipm	115	12/98	47.7	46.7	46.4	-8.3	-.6
Electronic computers	1151	12/04	66.7	61.4	59.5	-25.2	-3.1
Personal computers and workstations	0114	12/04	61.1	55.0	54.2	-25.7	-1.5
Portable computers	0115	12/04	57.1	51.9	51.1	-33.4	-1.5
Host computers, multiusers (mainframes, med. scale s	0116	12/04	70.1	65.0	61.6	-27.1	-5.2
Other computers	0121	12/04	98.7	([2])	([2])	([2])	([2])
Computer storage devices	1152	12/04	72.5	70.4	70.2	-16.9	-.3

See footnotes at end of table.

Table 6. Producer price indexes and percent changes for commodity groupings and individual items, not seasonally adjusted—Continued

(1982=100 unless otherwise indicated)

Commodity	Commodity code	Other index base	Index			Percent change to Oct. 2006 from:	
			June 2006[1]	Sep. 2006[1]	Oct. 2006[1]	Oct. 2005	Sep. 2006
Computer storage devices—Continued	1152						
Computer storage devices, except parts	01	12/04	69.0	65.2	66.1	-17.8	1.4
Parts and components	02	12/04	([2])	87.5	83.6	([2])	-4.5
Computer terminals and parts	1153	12/98	92.9	92.7	92.7	-.2	0
Computer terminals	01	12/98	94.2	94.0	94.0	-.2	0
Computer terminal parts, attachments & acc	02	12/98	85.6	([2])	([2])	([2])	([2])
Computer peripheral equipment and parts	1154	12/98	91.1	90.6	90.7	-1.7	.1
Computer printers	02	12/98	85.9	84.6	84.8	-2.6	.2
Parts for computer peripheral equipment	05	12/98	94.6	94.7	94.7	-4.0	0
All other peripheral equipment	06	06/99	95.7	([2])	([2])	([2])	([2])
Special industry machinery and equipment	116		176.5	177.9	179.1	2.4	.7
Food products machinery	1161		203.5	207.2	215.9	9.3	4.2
Dairy industry machinery	01		211.6	218.4	217.0	4.0	-.6
Commercial food production machinery	04		192.2	193.5	193.7	3.0	.1
Industrial food production machinery	05	12/83	194.7	199.4	217.8	16.6	9.2
Textile machinery and equipment	1162		162.1	162.3	162.4	.1	.1
Textile machinery	12	06/86	142.1	142.2	142.1	-.8	-.1
Textile machinery parts and attachments	77		170.4	170.9	171.3	1.7	.2
Woodworking machinery and equipment	1163		155.1	156.4	157.8	3.7	.9
Sawmill and woodworking machinery	06	12/04	104.3	105.1	106.1	3.7	1.0
Paper industries machinery	1164	06/82	180.5	180.8	181.7	.9	.5
Paper Industry machinery	0114	12/03	104.5	104.7	105.4	1.2	.7
Parts & attachments for paper industries machinery	0115	12/03	109.5	109.8	109.8	.1	0
Printing trades machinery and equipment	1165		145.4	148.8	148.5	2.4	-.2
Bookbinding machinery and equipment	05		190.4	190.4	([2])	([2])	([2])
Printing presses, other than lithographic	06	12/82	167.2	168.1	168.1	2.4	0
Other printing machinery and equipment	09	12/82	147.1	147.1	146.5	-1.1	-.4
Other special industry machinery	1166		173.3	173.6	173.7	.8	.1
Rubberworking machinery	01		187.0	196.8	193.0	2.9	-1.9
Plasticworking machinery	03		187.1	188.2	187.6	.9	-.3
Chemical industry machinery	04		179.4	([2])	([2])	([2])	([2])
Automotive maintenance equipment	05	06/83	174.7	174.7	174.7	1.5	0
Miscellaneous industry machinery	06		169.5	169.5	169.8	.5	.2
Semiconductor manufacturing equipment	0638	06/87	128.0	128.0	128.0	-.1	0
Printed circuit board manufacturing machinery	0641	06/01	100.8	([2])	([2])	([2])	([2])
Special industry machinery & equipment & parts	0647	06/01	109.8	109.4	110.0	-.2	.5
Packing and packaging machinery	1167		204.6	207.6	207.3	2.9	-.1
Packing and packaging machinery	05	06/06	100.0	101.4	101.3	([2])	-.1
Packing packaging and bottling machinery, excl. part	0501	06/06	100.0	101.9	101.7	([2])	-.2
Parts for packing and packaging machinery	0502	12/83	178.0	176.6	176.7	5.0	.1
Service industry machinery and parts	1168	06/82	189.3	192.2	195.8	4.7	1.9
Commercial and industrial vacuum cleaners & parts	0111	06/82	187.5	189.1	189.1	8.6	0
Electronic teaching machines, teaching aids, trainer	0116	12/03	100.9	([2])	102.6	1.9	([2])
Commercial cooking and food warming equipment	0118	12/03	115.6	115.6	117.3	7.5	1.5
Miscellaneous machinery products, exc electrical	0119	12/03	106.9	109.1	111.8	3.9	2.5
Commercial laundry & dry cleaning equip.	1169	12/82	197.2	198.1	205.0	5.5	3.5
Electrical machinery and equipment	117		115.0	116.9	116.3	2.9	-.5
Wiring devices	1171		188.2	190.2	190.3	6.6	.1
Current carrying	01		144.4	144.4	144.1	5.2	-.2
Electric switches	0143	12/99	109.0	110.4	109.8	8.0	-.5
Wire connectors for electrical circuitry	0144	12/99	112.2	112.2	112.5	5.0	.3
Current-carrying wiring devices n.e.c.	0147	06/06	100.0	99.6	99.2	([2])	-.4
Noncurrent carrying	02		248.2	253.1	253.8	7.7	.3
Pole and transmission line hardware	0215	12/04	114.0	([2])	124.7	14.4	([2])
Electrical conduit and conduit fittings, including p	0216	12/04	116.9	114.7	115.8	5.1	1.0
Other noncurrent-carrying wiring devices	0217	12/04	107.3	110.5	110.8	7.4	.3
Porcelain electrical supplies	0252	12/03	108.7	112.0	110.8	8.0	-1.1
Integrating and measuring instruments	1172		149.5	149.9	150.0	.9	.1
Test equip.- elect. character. & signals	05	12/83	143.2	143.4	143.6	.8	.1
Electrical integrating & other instruments	09	06/06	100.0	103.1	102.5	([2])	-.6
Electrical integrating and other instruments	0901	06/06	100.0	103.1	102.5	([2])	-.6

See footnotes at end of table.

Table 6. Producer price indexes and percent changes for commodity groupings and individual items, not seasonally adjusted—Continued

(1982=100 unless otherwise indicated)

Commodity	Commodity code	Other index base	Index			Percent change to Oct. 2006 from:	
			June 2006[1]	Sep. 2006[1]	Oct. 2006[1]	Oct. 2005	Sep. 2006
Motors, generators, motor generator sets	1173		163.9	169.1	168.8	6.4	-0.2
Fractional horsepower motors & generators	03	06/83	148.8	154.8	154.0	7.2	-.5
Integral horsepower motors	04	06/83	171.1	181.9	181.8	10.9	-.1
Parts and supplies	09	06/83	167.7	168.3	168.3	4.7	0
Other motors and generators	11	06/06	100.0	100.1	100.3	([2])	.2
Other motors and generators	1101	06/06	100.0	100.1	100.3	([2])	.2
Transformers and power regulators	1174		174.8	185.0	182.9	19.6	-1.1
Fluorescent lamp ballasts	02		170.3	170.3	170.3	23.0	0
Power & distribution transformers, excl. p	09	12/99	133.9	149.1	145.8	23.1	-2.2
Parts & all other transformers	11	12/99	122.2	122.2	122.7	10.8	.4
Commer./institutional/indus. gen/ pump. transformers	1101		265.9	([2])	267.9	33.0	([2])
Specialty transformers, ex. fluorescent lamp ballast	1102		92.7	92.7	92.7	2.8	0
Power regulators, boosters, other transformers/parts	1109	12/99	107.8	([2])	108.3	1.1	([2])
Switchgear, switchboard, etc. equipment	1175		176.9	183.0	184.0	6.5	.5
Industrial controls and related parts, acc	07		172.5	179.7	180.4	6.4	.4
Switchgear and switchboard apparatus	22	06/05	102.7	105.2	106.0	6.6	.8
Switchgear and switchboard apparatus	2201	06/05	102.7	105.2	106.0	6.6	.8
Communication and related equipment	1176	12/85	102.7	103.0	102.6	.2	-.4
Telephone and telegraph equipment	01	12/85	89.7	90.1	89.1	-1.1	-1.1
Carrier line equipment and external modems	0112	12/00	92.2	92.2	92.2	-.9	0
Switching equipment	0121	12/85	101.0	([2])	([2])	([2])	([2])
Other telephone and telegraph apparatus	0141	12/85	76.3	76.4	75.1	-2.0	-1.7
Radio & television communication equipment	02	12/85	109.5	109.8	109.7	.6	-.1
Broadcast, studio and related equipment	0201	12/85	107.1	107.1	107.1	0	0
Radio communication, fiber optics & related equip.	0202	12/85	95.5	96.6	95.8	-.9	-.8
Intercom, alarm & traffic control systems	0203	12/85	116.5	117.0	117.0	1.5	0
Electronic systems and equipment	0212	12/03	103.7	104.9	104.4	3.7	-.5
Search, detection, navigation & guidance sys & equip	0213	06/04	103.9	103.3	103.9	1.8	.6
Electric lamp bulbs and parts	1177		128.7	131.5	130.3	-1.7	-.9
Parts for electric lamps/bulbs	03	12/85	111.3	111.7	115.4	4.2	3.3
Electric lamp bulbs and tubes	04	12/04	100.2	102.6	101.1	-2.5	-1.5
Electronic components and accessories	1178		88.7	90.8	90.2	4.2	-.7
Cathode ray T.V. picture tube	02		46.9	([2])	44.5	-4.1	([2])
Power, transmitter, special purpose tubes	03		188.2	190.8	191.8	3.0	.5
Capacitors	11		106.1	104.8	107.0	-2.6	2.1
Resistors for electronic circuitry	12		167.2	168.6	168.7	2.4	.1
Resistors for electronic circuitry	1207	12/05	100.9	101.7	101.7	([2])	0
Relays	21		201.6	207.5	207.3	5.4	-.1
Switches, mechanical (electronic appl.)	22	06/82	175.4	175.4	175.4	.9	0
Connectors	24		151.9	153.6	153.6	-.1	0
Coaxial connectors (radio frequency)	2411		225.7	231.3	231.3	3.2	0
Cylindrical connectors	2426	06/03	97.4	([2])	102.2	([2])	([2])
Printed circuit connectors for electronic circuitry	2443	06/03	105.6	105.6	105.6	2.2	0
Other connectors including parts	2472	06/03	104.0	104.1	104.0	.1	-.1
Magnetic and optical recording media	25		56.1	55.2	55.9	-.2	1.3
Filters, crystals, and transducers	28	06/82	([2])	96.4	96.8	-3.0	.4
Filters and piezoelectric devices	2891	06/82	([2])	104.6	105.5	-2.6	.9
Transducers, electrical-electronic input or output	2893	06/06	100.0	100.1	100.1	([2])	0
Diodes and rectifiers	31		107.9	([2])	109.8	4.0	([2])
Transistors	35		72.0	73.3	73.3	1.5	0
Integrated microcircuits	39	06/05	92.2	95.1	92.2	-6.5	-3.0
Integrated microcircuits	3911	06/05	92.2	95.1	92.2	-6.5	-3.0
Other semiconductor devices	47	06/05	97.1	97.2	96.7	-2.3	-.5
Other semiconductor devices	4711	06/05	97.1	97.2	96.7	-2.3	-.5
Printed circuit boards	49	12/00	101.0	101.1	101.0	.3	-.1
Electronic transformers and coils	53	06/82	157.6	163.1	162.8	13.2	-.2
Other electronic components	56	06/00	110.7	115.2	114.2	16.3	-.9
Complex component assemb., packs, modules	61	06/82	102.5	102.9	106.1	2.4	3.1
Miscellaneous electrical mach and equip	1179		113.5	113.6	113.3	1.3	-.3
Storage batteries	01		123.9	124.3	124.5	8.9	.2
Lead acid batteries, 1.5 cubic foot or less	0103	12/84	131.6	132.2	132.5	10.0	.2
Lead acid batteries, larger than 1.5 cubic foot	0104	12/84	152.9	152.9	152.9	7.4	0
Storage batteries other than lead acid, incl. parts	0105	12/84	142.1	142.1	142.1	4.7	0
Primary batteries, dry and wet	02		167.1	166.0	164.4	2.8	-1.0
Carbon and graphite products	03		135.0	136.5	138.7	10.3	1.6
Carbon & graphite electrodes for elec. Furnaces	0326	12/03	153.0	152.9	156.7	11.5	2.5
All other carbon and graphite products	0335	12/03	108.4	111.0	111.8	9.2	.7
X-ray and electromedical equipment	05		95.2	95.5	94.7	-.3	-.8
Irradiation equipment	0512	06/85	114.8	115.0	114.9	.9	-.1
Diagnostic electromedical equipment	0514	06/85	69.3	70.0	68.8	-.6	-1.7
Electrotherapeutic equipment	0516	06/85	70.3	70.2	69.1	-1.7	-1.6

See footnotes at end of table.

Table 6. Producer price indexes and percent changes for commodity groupings and individual items, not seasonally adjusted—Continued

(1982=100 unless otherwise indicated)

Commodity	Commodity code		Other index base	Index			Percent change to Oct. 2006 from:	
				June 2006[1]	Sep. 2006[1]	Oct. 2006[1]	Oct. 2005	Sep. 2006
Miscellaneous electrical mach and equip—Continued	1179							
Other electromedical equipment, exc diag & therap.		0517	12/02	93.7	([2])	([2])	([2])	([2])
Parts and accessories for electromedical equipment		0524	06/85	111.6	111.6	111.6	1.2	0
Engine electrical equipment		06		124.1	124.0	123.9	0	-.1
Cable sets and ignition wiring harnesses		0601	12/82	140.2	141.3	141.2	2.0	-.1
Cranking motors (starters)		0604	12/82	112.9	112.9	112.9	0	0
Alternators, generators, and regulators		0607	06/00	100.0	100.0	99.6	.2	-.4
Complete engine electrical equipment, nec		0608	06/00	99.6	98.7	98.7	-.8	0
Parts for engine electrical and electronic equipment		0609	06/00	76.8	76.8	76.8	.3	0
Motor vehicle electronic equip. exc engine elec equi		0611	12/03	99.6	([2])	([2])	([2])	([2])
Electrical industrial apparatus, n.e.c.		29	12/85	119.9	120.0	119.9	.7	-.1
Industrial capacitors		2901	12/85	86.4	([2])	([2])	([2])	([2])
Rectifying apparatus		2902	12/85	125.7	125.9	125.8	2.4	-.1
Oth electrical equip for industry, except electronic		2904	12/03	104.0	104.0	104.1	-2.2	.1
Miscellaneous instruments	118			165.5	165.7	165.8	1.8	.1
Environmental controls	1181			152.4	153.1	153.5	2.2	.3
Process control instruments	1182		06/83	176.5	176.8	176.9	2.8	.1
Industrial process control instruments		0171	12/03	106.9	107.1	107.1	2.8	0
Fluid meters and counting devices	1184		12/85	130.2	133.2	132.4	2.6	-.6
Integrating & totalizing meters for gas or liquids		0102	12/85	146.4	153.1	153.1	6.5	0
Counting devices		0103	12/85	145.5	144.9	149.4	4.8	3.1
Motor vehicle indicating instruments		0104	12/85	95.4	([2])	([2])	([2])	([2])
Engineering and scientific instruments	1185		12/85	180.3	181.5	181.1	2.4	-.2
Aeronautical, nautical & navigational inst		01	12/85	192.9	194.0	193.3	2.9	-.4
Laboratory apparatus		02	12/85	175.4	176.5	176.5	2.3	0
Surveying/drafting instruments & lab furn		03	12/85	137.5	139.3	139.1	.7	-.1
Laboratory furniture		0322	12/91	139.6	143.7	143.2	1.2	-.3
Surveying/drafting instruments		0329	12/91	112.5	112.5	112.5	.2	0
Optical instruments and lenses	1186		12/85	130.3	128.7	129.1	.9	.3
Sighting, tracking & fire control equipmen		01	12/85	121.8	121.8	121.8	1.8	0
Optical instruments and lenses		02	12/85	127.0	119.5	121.5	-1.3	1.7
Laboratory analytical instruments		03	12/85	132.9	133.0	133.0	1.4	0
Measuring & controlling devices, n.e.c.	1189		06/85	142.4	142.5	142.6	1.3	.1
Aircraft engine instruments		01	06/85	135.1	135.3	135.2	.6	-.1
Nuclear radiation detect.& monitoring inst		04	06/85	([2])	136.1	136.6	([2])	.4
Physical properties and kinematic testin		05	06/04	102.7	102.9	102.8	1.6	-.1
Comm., geophysical & general instruments		06	06/04	102.1	102.3	102.2	1.7	-.1
Miscellaneous machinery	119			150.0	151.1	151.4	3.7	.2
Oil field and gas field machinery	1191			171.3	173.5	178.3	12.9	2.8
Oil field and gas field drilling machinery		02		190.0	192.3	196.6	13.1	2.2
Rotary oil & gas field drilling machinery & parts		0257	12/03	128.8	130.8	135.1	17.2	3.3
Other oil & gas field drilling mach, equi, parts		0258	12/03	140.2	141.0	141.2	7.9	.1
Drilling rigs		0259	12/03	106.3	107.5	109.2	6.3	1.6
Oil field and gas field production machine		04		141.6	143.7	149.4	12.8	4.0
Mining machinery and equipment	1192			183.9	184.4	185.1	3.6	.4
Underground mining machinery		01		192.0	193.7	193.7	4.8	0
Crushing, pulverizing & screening machines		02		228.2	228.4	231.9	7.1	1.5
Drills and other mining machinery		03		203.1	207.6	206.4	-6.1	-.6
Mining machinery parts		53		166.2	165.5	166.5	4.5	.6
Office and store machines and equipment	1193			114.8	115.2	115.1	-.1	-.1
Calculating & accounting machines & parts		01		85.4	85.4	85.4	-1.2	0
Parts and attach. for calc. & acctng mach, cash reg.		0115	06/85	93.1	93.1	93.1	-1.2	0
Coin-operated auto. merchandising machines		06		124.9	125.2	125.3	.6	.1
Coin-operated auto. merchandising mach., ex. parts		0654	06/82	125.1	125.5	125.7	.9	.2
Parts for automatic merchandising machines		0656	06/94	101.9	101.9	101.9	0	0
Other office and store machines and parts		07		132.6	133.4	133.3	.2	-.1
Mailing, letter handling, and addressing machines		0753	06/85	114.4	115.3	115.3	([2])	0
Standard typewriters, and all other office machines		0755	12/94	117.1	117.1	117.1	1.6	0
Parts/attach. for std. typewriters/other office mach		0757	12/94	122.0	122.0	122.0	-4.9	0
Internal combustion engines	1194			152.0	153.2	153.0	3.0	-.1
Gasoline engines		01		150.4	156.3	156.3	5.0	0
Diesel, semidiesel, & dual fuel, non-auto		07	12/82	136.7	136.7	135.4	1.7	-1.0
Diesel, semidiesel, & dual fuel, auto.		08	12/82	144.7	144.6	144.7	2.2	.1
Parts and accessories for i.c. engines		13		161.9	163.1	163.2	4.4	.1

See footnotes at end of table.

Table 6. Producer price indexes and percent changes for commodity groupings and individual items, not seasonally adjusted—Continued

(1982=100 unless otherwise indicated)

Commodity	Commodity code	Other index base	Index			Percent change to Oct. 2006 from:	
			June 2006[1]	Sep. 2006[1]	Oct. 2006[1]	Oct. 2005	Sep. 2006
Machine shop products	1195		154.4	155.7	155.4	2.7	-0.2
Carburetors, pistons, piston rings, & valv	01		153.5	157.5	156.8	7.4	-.4
Carburetors, pistons, piston rings & valves	0129	06/05	104.9	107.6	107.1	7.4	-.5
Other machine shop products	05	06/84	139.3	140.1	140.0	2.3	-.1
Parts for turbine and turbine generator	1196	06/82	183.4	184.8	184.8	1.5	0
Turbine and turbine generator sets	1197	06/87	173.5	174.5	175.5	6.2	.6
Furniture and household durables	12		142.3	142.6	143.3	2.4	.5
Household furniture	121		172.4	172.6	172.9	3.3	.2
Metal household furniture	1211		131.8	131.8	131.8	2.2	0
Metal household dining, dinette, breakfast furniture	0102	06/84	156.2	156.2	156.4	4.1	.1
Other metal household furniture	0104	06/84	118.7	118.7	118.7	1.6	0
Wood household furniture	1212		190.3	190.9	191.1	2.0	.1
Living room furniture	01		193.9	195.1	195.0	2.7	-.1
Dining room furniture	02		209.6	210.6	211.0	2.9	.2
Bedroom furniture	03		194.4	195.0	195.3	1.2	.2
Other wood household furniture	04		151.3	151.3	151.3	2.4	0
TV, radio, stereo & sewing machine cabinets	0467	12/85	127.6	127.6	127.6	0	0
Upholstered household furniture	1213		163.8	163.8	164.3	3.7	.3
Dual purpose sleep furniture, incl. convertible sofa	0123	06/83	126.5	126.7	127.2	4.0	.4
Upholstered wood household furniture	0141	06/05	104.6	104.6	104.9	3.7	.3
Bedding	1214		161.5	160.1	160.1	4.8	0
Other mattresses, including crib and inserts	0114	06/83	179.4	180.1	180.1	5.1	0
Hybrid-type sleep system floatation ensembles	0122	12/95	140.8	140.8	140.8	22.5	0
Mattress and foundation sets	0134	12/03	111.9	110.3	110.3	1.5	0
Porch and lawn furniture	1215		172.9	180.2	179.7	7.8	-.3
Household furniture, n.e.c.	1216	12/85	124.3	124.3	124.3	4.2	0
Commercial furniture	122		176.7	177.8	179.0	2.6	.7
Wood office furniture and store fixtures	1221		186.9	188.5	188.2	2.5	-.2
Seating	0112	06/85	167.1	169.4	169.4	5.2	0
Desks and extensions	0113	06/85	182.0	182.9	182.9	4.0	0
Storage units, files and tables	0114	06/85	181.5	184.9	184.7	5.7	-.1
Other wood office furniture	0116	06/85	162.9	165.5	164.9	2.0	-.4
Plastic laminated fixture tops	0151	12/83	166.0	166.0	166.0	2.5	0
Fixtures for stores, banks, offices, &	0161	12/83	185.8	186.6	186.6	2.6	0
Nonwood furniture and store fixtures	1222		168.9	169.6	170.6	.3	.6
Storage units, files, and tables	02		169.5	169.5	169.5	-4.1	0
Furniture	03		176.2	177.3	179.6	2.7	1.3
Desks and extensions	0321		168.4	168.4	168.4	.5	0
Office seating	0325		176.3	174.4	182.4	2.6	4.6
Other nonwood office furniture	0326	06/95	113.9	115.6	115.3	2.9	-.3
Partitions and fixtures	04	12/83	153.4	154.1	154.3	-.3	.1
Shelving and lockers	0405	12/83	163.3	163.3	163.7	.2	.2
Storage racks and accessories	0407	12/83	144.5	144.5	145.4	-.7	.6
Fixtures for stores, banks, offices, &	0409	12/83	149.4	150.6	150.5	-.5	-.1
Other prefabricated partitions & wood furniture fram	0411	06/06	100.0	([2])	([2])	([2])	([2])
Public building furniture	1223	12/84	159.5	160.3	163.1	5.9	1.7
School furn. exc. stone, concrete, & library furn.	0101	12/84	173.1	175.9	174.8	6.4	-.6
Public bldg. & related furn.exc. school & restaurant	0102	12/84	160.9	161.6	164.6	5.9	1.9
Furniture and fixtures n.e.c.	1224	12/85	162.2	163.7	164.3	4.6	.4
Hospital beds	0101	12/85	131.9	131.9	131.9	2.6	0
Other furniture and fixtures, n.e.c.	0103	12/85	165.6	167.6	168.4	5.2	.5
Floor coverings	123		152.6	153.8	154.9	4.9	.7
Carpets & rugs	1231		149.6	150.8	151.8	4.9	.7
Hard surface floor coverings	1232		173.9	175.3	176.7	4.6	.8
Hard surface floor covering, sheet incl vinyl & rubb	0172	06/06	100.0	102.2	103.4	([2])	1.2
Hard surface floor covering, tile incl vinyl & rubbe	0173	06/06	100.0	99.1	99.3	([2])	.2
Household appliances	124		104.0	103.4	104.2	.8	.8

See footnotes at end of table.

Table 6. Producer price indexes and percent changes for commodity groupings and individual items, not seasonally adjusted—Continued

(1982=100 unless otherwise indicated)

Commodity	Commodity code	Other index base	Index			Percent change to Oct. 2006 from:	
			June 2006[1]	Sep. 2006[1]	Oct. 2006[1]	Oct. 2005	Sep. 2006
Major appliances	1241		99.2	98.6	99.2	0.8	0.6
Cooking equipment	01		97.2	98.0	98.3	3.0	.3
Elec and microwave household cooking units & parts	0105	12/02	101.0	101.4	101.8	3.1	.4
Gas household units & related parts and accessories	0139	12/02	98.6	101.9	101.8	4.8	-.1
Other household equip, exc elec & gas, and outdoor	0169	12/02	102.3	102.7	103.0	1.9	.3
Laundry equipment	02		102.3	100.9	101.5	-.6	.6
Refrigeration equipment	03		90.9	89.1	90.3	.6	1.3
Household refrigerators, incl. comb. refrig/freezers	0329	12/02	100.7	98.7	100.3	.6	1.6
Food freezers, complete units, household	0337		108.6	106.8	105.5	-.4	-1.2
Parts and attachments for household refrig./freezers	0339	12/02	92.8	92.8	92.8	3.1	0
Other major appliances	04		112.3	113.0	112.9	.6	-.1
Room air conditioners	0445		118.1	118.3	118.3	0	0
Other household appliances and parts	0452	12/00	95.8	96.8	96.6	1.0	-.2
Household vacuum cleaners, parts, & atta	1243		98.0	97.9	97.9	-1.8	0
Vacuum cleaners	01		92.0	91.9	91.9	-1.7	0
Canister, tank, and all other general purpose	0111		104.4	104.4	104.4	-.4	0
All other vacuum cleaner types & parts & attachments	0113	12/00	98.4	98.4	(2)	(2)	(2)
Upright	0121		80.1	(2)	(2)	(2)	(2)
Electric housewares and fans	1244		114.9	113.6	116.3	1.6	2.4
Small household appliances	01		112.6	110.6	113.4	.7	2.5
Electric fans	02	12/82	114.3	(2)	116.8	3.1	(2)
Parts & attach. - small elect. appliances	03	12/82	(2)	138.1	(2)	(2)	(2)
Electric lamps	1245		161.1	162.9	162.9	3.1	0
Home electronic equipment	125		59.8	59.2	59.4	-2.6	.3
Speakers and commercial sound equipment	1257	12/03	103.7	100.4	101.3	-2.8	.9
Other home electronic equipment	1258	06/04	103.3	103.3	(2)	(2)	(2)
Home, portable & automotive audio equip.	01	06/04	107.5	(2)	(2)	(2)	(2)
All other consumer audio & video equip.	02	06/04	97.8	97.8	(2)	(2)	(2)
Other household durable goods	126		165.3	166.5	166.5	1.8	0
Tableware, kitchenware and other pottery	1261		205.2	205.2	205.2	2.8	0
Tableware and kitchenware	01		205.2	205.2	205.2	2.8	0
Vitreous china, fine earthenware and other pottery	0103	12/03	106.7	106.7	106.7	2.8	0
Household glassware	1262		172.0	170.7	170.9	-2.0	.1
Hollowware	1263	06/85	177.5	178.5	179.9	4.3	.8
Household flatware	1264		148.8	149.9	149.9	1.1	0
Mirrors	1265		163.5	164.1	163.8	4.7	-.2
Lawn/garden equipment excl. garden tract	1266		134.4	135.9	137.0	2.1	.8
Lawn tractors & riding mowers & equipment	04	12/82	131.2	132.0	132.3	1.1	.2
Parts & attach., consumer lawn & garden eq	05	12/82	150.3	155.3	156.2	3.1	.6
Consumer nonriding lawn, garden, & snow eq	06	06/03	101.4	102.2	103.7	2.7	1.5
Cutlery, razors and razor blades	1267		196.4	200.6	196.2	1.3	-2.2
Razors and razor blades	0102	12/83	202.0	209.0	201.2	.3	-3.7
Cutlery, scissors, shears, trimmers, a	0141	12/83	175.5	176.0	176.0	2.8	0
Metal household containers	1268		192.1	190.3	190.3	.3	0
Stamped and spun utensils, aluminum	0101		180.5	180.5	(2)	(2)	(2)
Stamped and spun utensils except aluminum	0102	06/84	176.3	172.9	172.9	.4	0
Household durables, n.e.c.	1269	06/84	157.7	159.2	159.2	2.6	0
Window shades made from textile fabric & accessories	0101	06/84	166.2	168.1	168.1	3.6	0
Venetian blinds	0102	06/84	142.3	144.3	144.2	3.3	-.1
Curtain/drapery rods & shades/blinds, n.e.c.	0103	06/84	152.6	152.2	152.2	-.3	0
Nonmetallic mineral products	13		179.9	182.9	182.9	9.3	0
Glass	131		123.0	123.3	123.3	1.8	0
Flat glass	1311		113.6	113.8	114.0	2.2	.2
Laminated glass	04	06/83	89.8	89.9	89.8	2.3	-.1
Sheet, plate, and float glass	05		98.3	98.3	98.3	2.2	0
Specialty glass	07		134.2	134.5	134.8	2.0	.2
Other finished glassware	1313	06/83	138.8	139.3	138.8	1.2	-.4

See footnotes at end of table.

Table 6. Producer price indexes and percent changes for commodity groupings and individual items, not seasonally adjusted—Continued

(1982=100 unless otherwise indicated)

Commodity	Commodity code	Other index base	Index			Percent change to Oct. 2006 from:	
			June 2006[1]	Sep. 2006[1]	Oct. 2006[1]	Oct. 2005	Sep. 2006
Other finished glassware—Continued	1313						
Pressed and blown glassware	01	06/83	141.0	141.5	141.0	1.3	-0.4
Lighting and electronic glassware	0111	06/83	112.3	([2])	112.3	0	([2])
Other pressed and blown glassware	0112	06/83	181.4	182.0	182.0	2.9	0
Machine-made pressed & blown table, kitchen, & art g	0113	12/04	103.4	103.4	103.4	2.4	0
All other machine-made pressed and blown glassware,	0114	12/04	100.9	101.2	100.5	1.0	-.7
Handmade pressed and blown glassware, made of purcha	0115	12/04	97.2	([2])	([2])	([2])	([2])
Concrete ingredients and related product	132		204.2	208.4	209.3	10.8	.4
Construction sand/gravel/crushed stone	1321		212.9	218.8	219.3	10.5	.2
Construction sand and gravel (run of pit or bank)	0113	06/06	100.0	100.3	101.2	([2])	.9
Construction sand (washed, screened, or otherwise tr	0117	06/06	100.0	101.5	100.6	([2])	-.9
Construction gravel (washed, screened, or otherwise	0119	06/06	100.0	101.4	101.2	([2])	-.2
Crushed and broken stone	0121		206.2	212.8	213.6	11.1	.4
Cement	1322		199.0	200.5	202.1	11.3	.8
Concrete products	133		194.6	197.2	197.3	9.1	.1
Concrete block and brick	1331		203.9	208.1	208.1	7.7	0
Structural block	11		210.0	214.3	214.3	7.6	0
Decorative block	21		180.6	187.0	187.0	11.0	0
Concrete brick	31		163.3	163.3	163.3	3.8	0
Paving blocks	41		176.3	179.5	179.5	7.2	0
Concrete pipe	1332		176.4	180.4	178.7	2.7	-.9
Ready-mixed concrete	1333		197.9	200.8	200.9	10.4	0
Precast concrete products	1334		188.6	189.3	190.2	4.6	.5
Prestressed concrete products	1335		193.1	193.7	193.3	16.4	-.2
Clay construction products ex. refractor	134		177.1	177.4	177.0	6.1	-.2
Brick and structural clay tile	1342	12/84	193.1	193.7	194.6	8.5	.5
Brick, except ceramic, glazed & refractory	01	12/84	193.4	194.0	194.9	8.6	.5
Glazed brick struct., hollow & facing tile	02	12/84	178.6	178.6	178.6	7.7	0
Ceramic floor and wall tile	1344		112.1	111.6	109.2	-.6	-2.2
Structural clay products, n.e.c.	1345		198.3	200.0	200.0	7.8	0
Vitrified clay sewer pipe and fittings	0101		175.7	176.2	176.2	8.6	0
Other structural clay products, n.e.c.	0199	12/85	180.4	182.6	182.5	7.4	-.1
Refractories	135		182.9	183.3	184.7	7.4	.8
Clay refractories	1352		203.1	204.4	206.8	9.5	1.2
Refractories, non clay	1353		167.0	166.9	167.3	5.4	.2
Asphalt felts and coatings	136		143.4	149.9	150.2	10.0	.2
Prep. asphalt & tar roofing & siding pro	1361		134.5	140.9	140.9	7.9	0
Other asphalt roofing	1362		186.4	192.9	195.3	21.7	1.2
Gypsum products	137		277.3	285.5	281.0	15.5	-1.6
Gypsum products	1371						
Gypsum building plasters, boards and laths	0102	12/93	231.1	239.5	234.7	18.6	-2.0
Other gypsum products	0116	12/99	136.8	([2])	([2])	([2])	([2])
Glass containers	138		153.7	152.6	152.3	3.7	-.2
Other nonmetallic minerals	139		178.2	182.3	182.2	12.5	-.1
Insulation materials	1392		151.8	150.8	148.6	5.2	-1.5
Mineral wool for structural insulation	01		139.7	138.0	135.6	5.5	-1.7
Building batt, blankets, and rolls	0101		153.8	150.3	147.6	6.6	-1.8
Loose fiber and granulated fiber	0102		114.2	114.3	115.5	16.3	1.0
Acoustical mineral wool	0103		111.1	111.3	108.4	2.6	-2.6
Other mineral wool for thermal insulation	0104		153.2	([2])	([2])	([2])	([2])
Min. wool for indus. & equip. insulation	02		150.3	152.1	151.2	4.5	-.6
Paving mixtures and blocks	1394		203.2	214.5	215.0	30.1	.2

See footnotes at end of table.

Table 6. Producer price indexes and percent changes for commodity groupings and individual items, not seasonally adjusted—Continued

(1982=100 unless otherwise indicated)

Commodity	Commodity code	Other index base	Index			Percent change to Oct. 2006 from:	
			June 2006[1]	Sep. 2006[1]	Oct. 2006[1]	Oct. 2005	Sep. 2006
Cut stone and stone products	1395	12/84	147.6	147.6	147.6	0.8	0.0
Dressed dimension and cut granite	0111	12/84	142.4	142.4	142.4	.1	0
Dressed dimension and cut limestone	0121	12/84	152.8	152.8	152.8	2.9	0
Dressed dimension marble and other stone	0151	12/04	103.6	103.6	103.6	.8	0
Gaskets, packing, and sealing devices	1398	12/85	155.0	157.1	157.5	2.5	.3
Gaskets and gasketing material	01	12/85	172.1	174.2	174.2	2.2	0
Nonmetallic gaskets and gasketing	0111	12/90	138.7	141.9	141.1	3.1	-.6
Metallic gaskets and machined seals	0112	12/90	153.3	153.3	154.2	1.1	.6
Packing and sealing	02	12/85	142.6	144.6	145.3	2.9	.5
Compression packings	0211	12/90	152.8	152.7	([2])	([2])	([2])
Molded packing and sealing devices	0212	12/90	131.1	133.5	133.4	2.8	-.1
Axial mechanical face seals	0213	12/90	139.7	139.7	145.9	9.0	4.4
Rotary oil seals	0214	12/90	112.0	114.0	114.2	2.2	.2
Nonmetallic minerals and products, n.e.c	1399	06/82	168.5	170.0	170.6	7.0	.4
Industrial sand	01	06/82	183.0	183.3	183.4	5.3	.1
Glass sand	0101	06/82	188.1	([2])	188.2	7.7	([2])
Foundry sand	0111	06/82	213.7	214.0	214.0	3.2	0
Other industrial sand	0121	06/82	162.5	163.1	163.3	3.4	.1
Other nonmetallic minerals, n.e.c.	02	06/84	163.1	165.5	165.6	7.0	.1
Minerals and earths ground or treated	0209	06/85	158.0	161.2	161.1	7.3	-.1
Dimension stone	0211	06/85	179.8	182.8	183.3	2.6	.3
Clay and related materials, n.e.c.	0214	06/90	132.1	132.6	132.9	5.9	.2
Miscellaneous nonmetallic minerals, n.e.c.	0299	06/85	171.4	172.4	172.4	7.5	0
Nonmetallic mineral products, n.e.c.	03	12/85	152.4	150.2	153.4	8.0	2.1
Transportation equipment	14		152.5	151.3	151.6	-.9	.2
Motor vehicles and equipment	141		130.9	129.1	129.3	-3.0	.2
Motor vehicles	1411		132.8	128.7	129.5	-7.0	.6
Passenger cars	01		127.9	124.7	128.2	-3.2	2.8
Motorcycles	04		176.9	([2])	([2])	([2])	([2])
Trucks, 14,000 lbs. and under	05		143.1	137.0	134.7	-12.4	-1.7
Trucks, over 14,000 lbs. GVW	06		168.8	169.4	169.5	2.3	.1
Heavy duty trucks	0684	12/05	101.9	102.3	102.3	([2])	0
Motor vehicle parts	1412		116.4	117.7	117.0	3.2	-.6
Motor vehicles parts	05	12/03	104.3	105.5	104.9	3.2	-.6
Gasoline engine and engine parts	0501	12/03	112.7	116.2	113.4	11.6	-2.4
Motor vehicle steering and suspension parts	0502	12/03	105.1	105.1	105.3	1.2	.2
Motor vehicle transmission and power train	0503	12/03	100.8	102.3	102.4	1.5	.1
Motor vehicle brake systems	0504	12/03	101.4	101.2	101.1	.3	-.1
Exhaust systems	0506	12/03	105.5	108.3	109.4	7.3	1.0
Other motor vehicle parts	0508	12/03	99.1	98.5	98.6	-1.8	.1
Motorcycle parts	0509	12/03	102.0	102.0	102.0	.2	0
Vehicle seating and interior trim	0511	06/04	100.8	99.8	99.8	-.9	0
Truck and bus bodies	1413	12/82	200.6	201.3	203.1	5.1	.9
Truck and bus bodies sold separately	01	12/82	204.2	204.8	205.9	5.3	.5
Completed vehicles on purchased chassis	02	12/82	194.5	195.5	200.1	4.7	2.4
Truck trailers	1414		164.5	167.3	167.3	5.2	0
Motor homes built on purchased chassis	1415	06/84	167.7	167.4	167.4	-2.7	0
Travel trailers and campers	1416	06/84	155.6	156.2	158.1	5.1	1.2
Travel trailers	01	06/84	151.6	151.6	153.4	4.6	1.2
Campers, pickup covers and parts	02	06/84	165.7	168.2	170.1	6.2	1.1
Aircraft and aircraft equipment	142		214.3	214.9	215.3	3.3	.2
Aircraft	1421		234.5	235.8	235.9	4.2	0
Civilian aircraft	02	12/85	212.2	213.4	213.5	4.2	0
Aircraft engines and engine parts	1423	12/85	172.5	172.5	173.2	4.1	.4
Aircraft parts and auxiliary equipment,	1425	06/85	156.3	155.6	156.3	-.1	.4
Ships and boats	143		200.7	203.7	207.8	4.3	2.0
Ships	1431	12/85	181.2	182.6	188.4	4.5	3.2
Self propelled ships, new, U.S. military	02	06/96	127.0	127.7	132.4	3.3	3.7
Self propelled ships, new, nonmilitary	03	06/96	137.7	([2])	140.6	5.0	([2])
Nonpropelled ships, U.S. military & nonmil	04	06/96	141.8	142.6	148.8	10.3	4.3

See footnotes at end of table.

Table 6. Producer price indexes and percent changes for commodity groupings and individual items, not seasonally adjusted—Continued

(1982=100 unless otherwise indicated)

Commodity	Commodity code	Other index base	Index			Percent change to Oct. 2006 from:	
			June 2006[1]	Sep. 2006[1]	Oct. 2006[1]	Oct. 2005	Sep. 2006
Boats	1432		198.2	204.0	203.5	3.9	-0.2
Outboard motorboats	01		205.9	215.3	213.4	5.4	-.9
Inboard motorboats, incl. i.-o. houseboats	02		204.5	208.5	208.6	2.6	0
Inboard-outdrive boats, except houseboats	03		188.3	191.9	192.3	4.3	.2
All other boats	04		185.0	189.4	188.8	.7	-.3
Railroad equipment	144		171.3	170.3	170.6	5.5	.2
Locomotives and parts	1441		155.2	152.8	153.4	4.4	.4
Railroad cars and car parts	1442		182.6	182.7	182.7	6.3	0
Railroad car parts and accessories	03		149.7	150.2	150.2	3.0	0
Air brake and other brake equipment	0303	12/03	117.1	118.9	118.7	6.9	-.2
All other railroad and streetcar parts and accessori	0304	12/03	107.1	107.2	107.2	2.0	0
Railroad cars	04	12/01	142.2	142.2	142.2	7.3	0
Transportation equipment, n.e.c.	149	06/85	147.1	148.5	149.2	4.0	.5
Transportation equipment, n.e.c.	1491						
Self-propell. golf carts & in-plant carriers & parts	1101	06/85	156.2	155.2	156.2	3.2	.6
Automobile and light truck trailers	1104	12/92	134.8	138.4	140.6	11.0	1.6
Other transportation equipment, n.e.c.	1105	06/85	137.8	138.4	138.3	.8	-.1
Miscellaneous products	15		206.7	206.6	206.2	4.1	-.2
Toys, sporting goods, small arms, etc.	151		136.7	137.2	138.9	3.7	1.2
Toys, games, and children's vehicles	1511		128.5	128.6	128.4	1.1	-.2
Games, excl. toys and hobbies	0152	06/85	131.9	131.9	131.3	-.5	-.5
Baby carriages, children's vehicles, excl. bicycles	0153	06/85	103.4	([2])	103.4	2.4	([2])
Toys, excl. games and hobbies	0154	06/85	114.7	114.7	114.7	1.3	0
Hobbies, models: crafts and structural kits	0155	06/85	149.4	149.9	149.8	1.1	-.1
Dolls and stuffed toy animals	0156	12/85	130.7	130.7	130.7	2.3	0
Sporting and athletic goods	1512		126.5	126.7	129.2	4.3	2.0
Fishing tackle and equipment	0103	12/85	158.8	162.3	165.5	4.2	2.0
Golf equipment	0127	12/85	126.0	126.0	132.7	5.6	5.3
Bicycles, adult tricycles, unicycles and parts	0182	12/84	114.7	115.3	116.4	4.0	1.0
Playground equipment	0185	12/98	120.7	120.7	120.7	3.8	0
Gymnasium and exercise equipment	0192	12/98	107.8	109.0	109.0	6.5	0
Other sporting and athletic goods	0193	12/85	123.3	122.4	124.1	2.4	1.4
Small arms and ammunition	1513		199.8	202.9	202.7	5.2	-.1
Small arms	01		214.9	217.0	216.7	2.3	-.1
Small arms ammunition	02		169.3	175.3	175.1	10.1	-.1
Components for small arms ammunition	03	06/85	158.8	160.8	160.9	9.1	.1
Ammunition components	0301	06/85	167.4	173.5	173.3	12.3	-.1
All other small arms ammunition products	0308	06/02	110.2	110.2	110.3	7.3	.1
Tobacco products, incl. stemmed & redrie	152		459.3	461.5	460.5	.3	-.2
Cigarettes	1521		549.8	549.8	549.8	.5	0
Stemmed and redried tobacco	1524	06/84	94.2	101.9	97.8	-8.8	-4.0
Stemmed and redried tobacco	02	06/84	93.0	100.6	96.5	-8.8	-4.1
Other tobacco products	1525	12/05	101.6	102.4	102.4	([2])	0
Other tobacco products	01	12/05	101.6	102.4	102.4	([2])	0
Other tobacco products	0101	12/05	101.6	102.4	102.4	([2])	0
Notions	153		143.8	144.4	144.4	7.5	0
Buttons, button blanks, and parts	1531		142.2	143.1	143.1	3.0	0
Needles, pins, and fasteners	1532		145.3	145.7	145.7	9.1	0
Zippers and slide fasteners	0102	12/85	164.8	164.8	164.8	17.0	0
Needles, pins, non-slide fasteners & similar notions	0103	12/85	125.3	126.0	126.0	2.9	0
Photographic equipment and supplies	154		106.3	106.3	106.0	0	-.3
Photographic equipment	1541		72.6	72.6	72.0	-1.4	-.8
Photographic supplies	1542		121.6	121.6	121.6	.7	0
Mobile homes	155		210.3	212.3	212.4	4.2	0
Mobile homes, residential, single wide	1552		212.2	210.8	211.0	4.2	.1

See footnotes at end of table.

Table 6. Producer price indexes and percent changes for commodity groupings and individual items, not seasonally adjusted—Continued

(1982=100 unless otherwise indicated)

Commodity	Commodity code		Other index base	Index			Percent change to Oct. 2006 from:	
				June 2006[1]	Sep. 2006[1]	Oct. 2006[1]	Oct. 2005	Sep. 2006
Mobile homes, residential, double wide	1553			213.5	218.2	218.2	3.9	0.0
Medical, surgical & personal aid devices	156			161.8	160.8	160.3	.4	-.3
Personal aid equipment	1561			174.2	174.2	174.2	3.8	0
Surgical & medical instruments and equip	1562		06/82	134.7	132.3	132.7	-1.6	.3
Surgical & medical instruments and equipment		0103	06/05	99.8	98.0	98.3	-1.5	.3
Surgical appliances and supplies	1563		06/83	188.8	189.6	187.9	.4	-.9
Ophthalmic goods	1564		12/83	125.3	125.3	125.3	2.5	0
Plastic ophthalmic focus lenses		0103	12/83	109.8	109.8	110.0	4.9	.2
Contact lenses		0104	12/83	105.7	105.7	105.7	3.1	0
Other ophthalmic goods		0105	12/83	104.4	104.4	104.2	.1	-.2
Dental equipment and supplies	1565		06/85	205.9	206.8	204.2	8.3	-1.3
Dental equipment and supplies		0107	12/05	105.3	105.8	104.4	([2])	-1.3
Industrial safety equipment	157			220.5	220.7	220.5	2.1	-.1
Mining services	158		06/85	241.4	238.7	236.4	20.0	-1.0
Mining services	1581							
Metal mining services		01	12/85	138.2	138.2	138.2	2.2	0
Support activities for coal mining		03	06/85	165.7	163.9	163.6	1.2	-.2
Drilling oil and gas wells services		04	12/85	404.4	387.7	378.6	27.8	-2.3
Support activities for oil & gas operation		06	12/85	191.4	195.7	196.7	14.7	.5
Nonmetallic minerals mining services		07	06/85	132.7	134.0	133.7	6.0	-.2
Other miscellaneous products	159			150.9	151.7	151.7	2.5	0
Miscellaneous products, n.e.c.	159A		12/85	149.8	150.1	149.6	.5	-.3
Candles		01	12/85	149.1	149.1	([2])	([2])	([2])
Feathers, plumes & artificial trees/flower		03	12/85	155.0	153.3	153.8	.1	.3
Signs and advertising displays		04	12/85	151.3	152.1	151.8	2.0	-.2
Electric signs		0401	12/85	154.6	([2])	154.8	3.5	([2])
Non-electric signs		0402	12/85	159.4	162.6	161.6	1.2	-.6
Other miscellaneous products, n.e.c.		09	12/85	150.3	150.0	149.0	-2.8	-.7
Other miscellaneous products, n.e.c.		0901	12/85	143.4	144.9	145.0	2.5	.1
Other recyclable materials		0902	12/86	176.6	170.9	166.6	-14.3	-2.5
Prerecorded cd/tape/record producing	159C		12/03	94.4	94.4	94.4	-4.1	0
Prerecorded cd/tape/record producing		01	12/03	94.4	94.4	94.4	-4.1	0
Reproduction of audio disks and video media		0101	12/03	95.5	95.5	95.5	-3.2	0
All other reproduction of audio recording media (inc		0106	12/03	92.0	92.0	92.0	-6.1	0
Caskets	1591			232.8	232.0	243.1	11.2	4.8
Musical instruments	1593			192.3	195.1	193.4	3.0	-.9
Pianos		0114	06/85	214.1	214.1	214.1	-.1	0
Piano and organ parts		0116	06/85	193.7	193.7	([2])	([2])	([2])
Other musical instruments and parts		0117	06/85	188.1	191.6	189.5	3.6	-1.1
Jewelry and jewelry products	1594			145.1	146.8	145.8	5.3	-.7
Jewelry, platinum and karat gold		02		149.3	150.2	149.5	6.3	-.5
Other precious metal jewelry		03		113.0	122.2	120.2	6.7	-1.6
Costume jewelry and novelties		04		153.9	153.9	153.7	.1	-.1
Jewelers' findings and materials		05		173.2	173.5	167.5	9.3	-3.5
Pens, pencils, and marking devices	1595			159.7	160.4	160.4	.5	0
Pens, markers, mechanical pencils, and par		02	12/85	164.3	165.7	165.7	2.5	0
Ball point pens, including roller pens		0201		164.0	164.0	164.0	2.6	0
Markers, fine point and broad tipped		0208	06/93	127.5	130.8	130.8	2.9	0
Other pens, mechanical pencils, and parts		0209	06/93	163.8	163.9	163.8	.6	-.1
Lead pencils and art goods		03	12/85	141.5	141.6	141.5	-2.5	-.1
Artists' equipment and supplies		0303	12/85	162.3	162.4	162.3	1.8	-.1
Marking devices		04	12/85	143.5	143.7	143.7	.8	0
Marking devices		0406	12/05	100.6	100.7	100.8	([2])	.1
Watches, clocks, watchcases, & parts	1596			131.3	131.5	131.3	0	-.2
Brooms and brushes	1597			166.2	167.5	167.7	5.1	.1
Brooms		0501	12/85	168.1	170.1	170.9	2.5	.5
Paint and varnish brushes and rollers		0502	12/85	150.4	150.5	150.6	4.0	.1
Other brushes, excl. paint and varnish brushes		0503	12/85	162.9	164.1	164.0	7.9	-.1

See footnotes at end of table.

Table 6. Producer price indexes and percent changes for commodity groupings and individual items, not seasonally adjusted—Continued

(1982=100 unless otherwise indicated)

Commodity	Commodity code	Other index base	Index			Percent change to Oct. 2006 from:	
			June 2006[1]	Sep. 2006[1]	Oct. 2006[1]	Oct. 2005	Sep. 2006
Fire extinguishers	1599		184.9	184.9	190.2	10.9	2.9

[1] The indexes for June 2006 have been recalculated to incorporate late reports and corrections by respondents. All indexes are subject to revision 4 months after original publication.

[2] Not available.

[3] Prices for all items in this grouping are lagged 1 month.

[4] Prices for some items in this grouping are lagged 1 month.

n.e.c. = Not elsewhere classified.

NOTE: Titles of some commodities are not shown in this table because they fail to meet our publication criteria.

Table 7. Producer price indexes by durability of product, not seasonally adjusted

(1982=100)

Grouping	2005		2006		
	Annual average	October	June[1]	September[1]	October[1]
Total durable goods	144.1	145.1	151.5	152.7	152.7
Total nondurable goods	166.8	181.2	176.4	174.4	168.5
Total manufactures	153.9	159.2	163.7	162.2	161.3
Durable	142.6	143.4	148.3	149.7	149.8
Nondurable	165.5	175.4	179.6	174.9	173.1
Total raw or slightly processed goods	168.1	190.7	172.3	175.1	161.7
Durable	214.7	221.6	296.5	287.7	281.3
Nondurable	165.9	189.2	166.3	169.7	155.9

[1] The indexes for June 2006 have been recalculated to incorporate late reports and corrections by respondents. All indexes are subject to revision 4 months after original publication.

Table 8. Producer price indexes for special commodity groupings, not seasonally adjusted[1]

(1982=100 unless otherwise indicated)

Commodity grouping	2005		2006		
	Annual average	October	June[2]	September[2]	October[2]
All commodities except farm products	159.7	169.2	169.2	168.1	164.4
All foods	153.8	154.1	154.1	157.7	156.4
Processed foods	156.2	157.0	156.3	157.9	157.0
Industrial commodities less fuels and related products and power	158.3	160.5	166.8	167.7	167.7
Selected textile mill products	126.8	127.3	129.5	129.8	130.5
Hosiery	146.7	146.2	148.5	148.4	148.4
Underwear and nightwear	132.0	132.6	133.3	132.9	134.2
Chemicals and allied products, including synthetic rubber and synthetic fibers and yarns	188.0	197.9	203.4	203.5	203.6
Pharmaceutical preparations	354.0	358.4	374.1	373.5	375.1
Lumber and plywood	196.3	199.5	188.3	178.4	171.3
Steel mill products, including fabricated wire products	160.1	156.3	172.9	185.8	186.7
Finished steel mill products, excluding fabricated wire products	156.8	152.7	169.6	183.1	184.2
Finished steel mill products, including fabricated wire products	157.5	153.7	169.6	182.3	183.2
Special metals and metal products	147.9	149.3	160.9	161.6	161.6
Fabricated metal products	154.5	155.3	159.2	161.7	161.7
Copper and copper products	235.0	261.9	444.0	443.2	440.5
Machinery and motive products	135.4	136.2	137.5	138.1	138.1
Machinery and equipment, except electrical	134.5	135.2	137.5	138.5	138.8
Agricultural machinery, including tractors	181.3	181.6	186.1	186.3	187.0
Metalworking machinery	163.6	163.8	167.4	167.7	168.4
Total tractors	163.5	164.4	169.3	169.2	169.6
Construction materials	169.6	171.6	180.7	183.4	182.4
Agricultural machinery and equipment, less parts	178.8	179.1	183.5	183.7	184.4
Farm and garden tractors, less parts	158.8	159.0	164.2	163.9	165.0
Agricultural machinery excluding tractors, less parts	186.3	186.5	190.2	190.6	191.0

[1] These indexes are calculated by combining the indexes listed below by commodity code after each special commodity grouping. The weights are those used for the comprehensive All Commodities Index.

[2] The indexes for June 2006 have been recalculated to incorporate late reports and corrections by respondents. All indexes are subject to revision 4 months after original publication.

NOTE: Table 8 commodity groupings include the following items:

All commodities except farm products: 02 through 15
All foods: 011, 017, and 02 less 0261, 0262, and 029
Processed foods: 02 less 0261, 0262, and 029
Industrial commodities less fuels and related products and power: 03, 04, and 06 through 15
Selected textile mill products: 0327, 03370104, 034, 03810811, 03810821, 03810822, 03820312, 03830324, 03830325, and 1231
Hosiery: 03810821, 03810822, 03810823, 03810824, 03810825, 03810826
Underwear and nightwear: 03810641, 03810642, 03810643, 03810645, 03810651, 03810761, 03810762, 03810763, 03810811, 03810812
Chemicals and allied products, including synthetic rubber and synthetic fibers: 031, 06 less 064, and 071102
Pharmaceutical preparations: 0634 and 0638
Lumber and plywood: 081 and 083
Steel mill products, including fabricated wire products: 1017 and 1088
Finished steel mill products, excluding fabricated wire products: 1017 less 101702
Finished steel mill products, including fabricated wire products: 1017 and 1088 less 101702
Special metals and metal products: 10, 111, and 141
Fabricated metal products: 103 through 108
Copper and copper products: 10210201, 10220131, 102301, 102403, 102502, 10260314, 10280301, and 10280302
Machinery and motive products: 11 and 14
Machinery and equipment except electrical: 111, 112, 113, 114, 115, 116, 118, and 119
Agricultural machinery, including tractors: 1114 less 111409
Metalworking machinery: 113A, 1132, 113304, 1137, and 1138
Total tractors: 111403 and 112A less 112A03
Agricultural machinery and equipment, less parts (old commodity code 111): 111 less 111409
Farm and garden tractors, less parts (old commodity code 1111): 111403
Agricultural machinery excluding tractors, less parts (old commodity code 1112): 1114 less 111403
Construction materials: 062101, 0721, 081105, 081106, 081107, 081203, 081204, 082, 0831, 0835, 086, 092, 101502, 101703, 101704, 10250163, 104101, 105, 106, 1071, 10730131, 10730132, 10730133, 10730135, 10730136, 107404, 10740501, 107409, 10830225, 1142, 1147, 11490205, 11710143, 11710144, 11710216, 11710217, 123101, 1232, 131105, 1321, 1322, 133, 134, 1361, 1362, 137, 1392, 1394, and 139501

Table 9. Producer price indexes for material and supply inputs to construction industries, not seasonally adjusted[1]

(June 1986=100)

Grouping	Relative Importance June 2006	Unadjusted index[2]			Percent change to October 2006 from:	
		June 2006	Sep. 2006	Oct. 2006	Oct. 2005	Sep. 2006
Inputs to construction industries	100.000	177.8	177.1	175.9	3.4	-0.7
New construction	84.800	177.4	176.8	175.8	3.5	-.6
Single-unit residential	33.144	174.0	174.7	173.9	4.3	-.5
Multi-unit residential	3.723	175.5	175.7	174.8	4.4	-.5
Non-residential buildings	28.490	171.9	171.0	170.0	2.7	-.6
Highway and street construction	7.896	190.4	185.9	183.4	1.4	-1.3
Other heavy construction	11.518	186.4	184.6	183.5	3.6	-.6
Maintenance and repair construction	15.200	180.9	179.3	177.7	3.0	-.9
Residential	2.921	176.1	174.7	173.3	2.7	-.8
Non-residential	12.278	182.1	180.5	178.8	3.0	-.9

[1] Indexes in this table are derived from the primary product indexes in table 5 that are weighted using 1997 input/output relationships. These indexes only include inputs to construction which are produced by the mining and manufacturing sectors of the economy excluding capital equipment. Since they do not include labor or capital costs, these indexes should not be regarded as comprehensive measures of construction costs. See note on page 190 of the July 1986 issue of *Producer Price Indexes*.

[2] The indexes for June 2006 have been recalculated to incorporate late reports and corrections by respondents. All data are subject to revision 4 months after original publication.

Technical Note

Brief Explanation of Producer Price Indexes

The Producer Price Index (PPI) of the Bureau of Labor Statistics (BLS) is a family of indexes that measure the average change over time in the prices received by domestic producers of goods and services. PPIs measure price change from the perspective of the seller. This contrasts with other measures, such as the Consumer Price Index (CPI). CPIs measure price change from the purchaser's perspective. Sellers' and purchasers' prices can differ due to government subsidies, sales and excise taxes, and distribution costs.

More than 8,000 PPIs for individual products and groups of products are released each month. PPIs are available for the products of virtually every industry in the mining and manufacturing sectors of the U.S. economy. New PPIs are gradually being introduced for the products of industries in the construction, trade, finance, and services sectors of the economy.

More than 100,000 price quotations per month are organized into three sets of PPIs: (1) Stage-of-processing indexes, (2) commodity indexes, and (3) indexes for the net output of industries and their products. The stage-of-processing structure organizes products by class of buyer and degree of fabrication. The commodity structure organizes products by similarity of end use or material composition. The entire output of various industries is sampled to derive price indexes for the net output of industries and their products.

Stage-of-Processing Indexes

Within the stage-of-processing system, finished goods are commodities that will not undergo further processing and are ready for sale to the final-demand user, either an individual consumer or business firm. Consumer foods include unprocessed foods such as eggs and fresh vegetables, as well as processed foods such as bakery products and meats. Other finished consumer goods include durable goods such as automobiles, household furniture, and appliances, as well as nondurable goods such as apparel and home heating oil. Capital equipment includes durable goods such as heavy motor trucks, tractors, and machine tools.

The stage-of-processing category for intermediate materials, supplies, and components consists partly of commodities that have been processed but require further processing. Examples of such semifinished goods include flour, cotton yarn, steel mill products, and lumber. The intermediate goods category also encompasses nondurable, physically complete items purchased by business firms as inputs for their operations. Examples include diesel fuel, belts and belting, paper boxes, and fertilizers.

Crude materials for further processing are products entering the market for the first time that have not been manufactured or fabricated and that are not sold directly to consumers. Crude foodstuffs and feedstuffs include items such as grains and livestock. Examples of crude nonfood materials include raw cotton, crude petroleum, coal, hides and skins, and iron and steel scrap.



The illustration above shows examples of how products are classified by stage of processing.

Commodity Indexes

The commodity classification structure of the PPI organizes products by similarity of end use or material composition, disregarding industry of origin. Fifteen major commodity groupings (two-digit commodity codes) make up the All Commodities Index. Each major commodity grouping includes (in descending order of aggregation) subgroups (three-digit codes), product classes (four-digit codes), subproduct

classes (six-digit codes), and individual items (eight-digit codes). Nearly all eight-digit commodities under the traditional commodity coding system are now derived from corresponding industry-classified product indexes. In such instances, movements in the traditional commodity price indexes and corresponding percent changes will be virtually identical to their industry-based counterparts, even if their index levels differ.

Industry Net-Output Price Indexes

PPIs for the net output of industries and their products are grouped according to the North American Industry Classification System (NAICS). Prior to the release of January 2004, industry-based PPIs were published according to the Standard Industrial Classification (SIC) system. Industry price indexes are compatible with other economic time series organized by industry, such as data on employment, wages, and productivity. Table 5 of the *PPI Detailed Report* includes data for NAICS industries and industry groups (3-, 4-, 5-, and 6-digit codes); Census product classes (7- and 8-digit codes), products (9-digit codes), and more detailed subproducts (11-digit codes); and, for some industries, indexes for other sources of revenue.

Indexes may represent one of three kinds of product categories. Every industry has primary product indexes to show changes in prices received by establishments classified in the industry for products made primarily, but not necessarily exclusively, by that industry. The industry classification of an establishment is determined by which products make up a plurality of its total shipment value. In addition, most industries have secondary product indexes that show changes in prices received by establishments classified in the industry for products chiefly made in some other industry. Finally, some industries have miscellaneous receipts indexes to show price changes in other sources of revenue received by establishments within the industry that are not derived from sales of their products—for example, resales of purchased materials, or revenues from parking lots owned by a manufacturing plant.

Data Collection

PPIs are based on selling prices reported by establishments of all sizes selected by probability sampling, with the probability of selection proportionate to size. Individual items and transaction terms from these firms also are chosen by probability proportionate to size. BLS strongly encourages cooperating companies to supply actual transaction prices at the time of shipment to minimize the use of list prices. Prices submitted by survey respondents are effective on the Tuesday of the week containing the 13th day of the month. This survey is conducted primarily through the mail.

Price data are provided on a voluntary and confidential basis; only sworn BLS employees are allowed access to individual company price reports. BLS publishes price indexes instead of actual prices. All PPIs are subject to revision 4 months after original publication to reflect the availability of late reports and corrections by respondents.

BLS periodically updates the PPI sample of survey respondents to better reflect current conditions when the structure, membership, technology, or product mix of an industry shifts significantly and to spread reporting burden among smaller firms. Results of these resampling efforts are incorporated into the PPI with the release of data for January and July.

As part of an ongoing effort to expand coverage to sectors of the economy other than mining and manufacturing, an increasing number of service sector industries have been introduced into the PPI. The table on the following page lists recently introduced industries and includes the month and year in which an article describing the industry's content appeared in the *PPI Detailed Report*.

Weights

Weights for most traditional commodity groupings of the PPI, as well as weights for commodity-based aggregate indexes calculated using traditional commodity groupings, such as stage-of-processing indexes, currently reflect 1997 values of shipments as reported in the *Census of Manufactures* and other sources. From January 1996 through December 2001, PPI weights were derived from 1992 shipment values. Industry indexes also are now calculated with 1997 net output weights. This periodic update of the value weights used to calculate the PPI is done to more accurately reflect changes in production and marketing patterns in the economy. Net output values of shipments are used as weights for industry indexes. Net output values refer to the value of shipments from establishments within the industry to buyers outside the industry. However, weights for commodity price indexes are based on gross shipment values, including values of shipments between establishments within the same industry. As a result, broad commodity grouping indexes, such as the PPI for All Commodities, are affected by the multiple counting of price change at successive stages of processing, which can lead to exaggerated or misleading signals about inflation. Stage-of-processing indexes partially correct for this defect, but industry indexes consistently correct for it at all levels of aggregation. Therefore, industry and stage-of-processing indexes are more appropriate than are broad commodity groupings for economic analysis of general price trends.

Price Index Reference Base

Effective with publication of January 1988 data, many important PPI series (including stage-of-processing groupings and most commodity groups and individual items) were placed on a new reference base, 1982 = 100. From 1971 through 1987, the standard reference base for most PPI series was 1967 = 100. Except for rounding differences, the shift to the new reference base did not alter any previously published percent

Service sector industries recently introduced into the Producer Price Index, by SIC or NAICS code and the *PPI Detailed Report* that announced their introduction

Title	*Code*	*PPI Detailed Report issue*
	SIC	
Wireless telecommunication	4812	July 1999
Telephone communications, except radio telephone	4813	July 1995
Television broadcasting	4833	July 2002
Grocery stores	5411	July 2000
Meat and fish (seafood) markets	5421	July 2000
Fruit and vegetable markets	5431	July 2000
Candy, nut, and confectionery stores	5441	July 2000
Retail bakeries	5461	July 2000
Miscellaneous food stores	5499	July 2000
New car dealers	5511	July 2000
Gasoline service stations	5541	January 2002
Boat dealers	5551	January 2002
Recreational vehicle dealers	5561	January 2002
Miscellaneous retail	59	January 2001
Security brokers, dealers, and investment bankers	6211	January 2001
Investment advice	6282	January 2003
Life insurance carriers	6311	January 1999
Property and casualty insurance	6331	July 1998
Insurance agencies and brokerages	6412	January 2003
Operators and lessors of nonresidential buildings	6512	January 1996
Real estate agents and managers	6531	January 1996
Prepackaged software	7372	January 1998
Data processing services	7374	January 2002
Home health care services	8082	January 1997
Legal services	8111	January 1997
Engineering design, analysis, and consulting services	8711	January 1997
Architectural design, analysis, and consulting services	8712	January 1997
Premiums for property and casualty insurance	9331	July 1998
	NAICS	
New warehouse building construction	236221	July 2005
New school construction	236222	July 2006
Merchant wholesalers, durable goods	423	July 2005
Merchant wholesalers, nondurable goods	424	July 2005
Wholesale trade agents and brokers	425120	July 2005
Furniture and home furnishings stores	442	January 2004
Electronics and appliance stores	443	January 2004
Building material and garden equipment and supplies dealers	444	January 2004
Clothing and clothing accessories stores	448	January 2004
Sporting goods, hobby, book, and music stores	451	January 2004
General merchandise stores	452	January 2004
Miscellaneous store retailers	453	January 2004
Internet service providers	518111	July 2005
Web search portals	518112	July 2005
Commercial banking	522110	January 2005
Savings institutions	522120	January 2005
Direct health and medical insurance carriers	524114	July 2004
Construction, mining, and forestry machinery and equipment rental and leasing	532412	January 2005
Security guards and patrol services	561612	July 2005
Amusement and theme parks	713110	July 2006
Golf courses and country clubs	713910	July 2006
Fitness and recreational sports centers	713940	July 2005

changes for affected PPI series. (See "Calculating Index Changes," below.) The 1982 reference base is not used for commodity indexes with a base later than December 1981 or for industry net output indexes and their products.

For further information on the underlying concepts and methodology of the Producer Price Index, see chapter 14, "Producer Prices," in *BLS Handbook of Methods* (April 1997), Bulletin 2490. This document can be downloaded from the BLS Web site at **www.bls.gov/opub/hom/homch14_itc.htm**. Reprints are available on request.

Calculating Index Changes

Each PPI measures price changes from a reference period that equals 100.0. An increase of 5.5 percent from the reference period in the Finished Goods Price Index, for example, is shown as 105.5. This change also can be expressed in dollars, as follows: prices received by domestic producers of a sample of finished goods have risen from $100 in 1982 to $105.50. Likewise, a current index of 90.0 would indicate that prices received by producers of finished goods are 10 percent lower than they were in 1982.

Movements of price indexes from one month to another are usually expressed as percent changes, rather than as changes in index points. Index point changes are affected by the level of the index in relation to its base period, whereas percent changes are not. The following example shows the computation of index point and percent changes.

Index point change

Finished Goods Price Index	107.5
Less previous index	104.0
Equals index point change	3.5

Index percent change

Index point change	3.5
Divided by the previous index	104.0
Equals	0.034
Result multiplied by 100	0.034 x 100
Equals percent change	3.4

Seasonally Adjusted and Unadjusted Data

Because price data are used for different purposes by different groups, BLS publishes seasonally adjusted and unadjusted changes each month. Seasonally adjusted data are preferred for analyzing general price trends in the economy because these data eliminate the effect of changes that normally occur at about the same time, and in about the same magnitude, every year—such as price movements resulting from normal weather patterns, regular production and marketing cycles, model changeovers, seasonal discounts,

and holidays. For these reasons, seasonally adjusted data more clearly reveal underlying cyclical trends. Unadjusted data are of primary interest to users who need information that can be related to actual dollar values of transactions. Individuals requiring this information include marketing specialists, purchasing agents, budget and cost analysts, contract specialists, and commodity traders. It is the unadjusted data that are generally cited when escalating long-term contracts such as purchasing agreements or real estate leases. For more information, see *Escalation and Producer Price Indexes: A Guide for Contracting Parties,* BLS Report 807, September 1991, on the Web at **www.bls.gov/ppi/ppiescalation.htm.** Reprints are available on request.

In 1998, the PPI implemented the X-12-ARIMA Seasonal Adjustment Method; prior to that year, the PPI employed the X-11 method. Each year, the seasonal status of most commodity indexes is reevaluated to reflect more recent price behavior. Industry net output indexes are not seasonally adjusted. For time series that exhibit seasonal pricing patterns, new seasonal factors are estimated and applied to the unadjusted data for the previous 5 years. These updated seasonally adjusted indexes replace the most recent 5 years of seasonal data.

Seasonal factors may be applied to series using either a direct or an aggregative method. Generally, commodity indexes are seasonally adjusted using direct seasonal adjustment, which produces a more complete elimination of seasonal movements than does the aggregative method. However, the direct seasonal adjustment process may not yield figures that possess additive consistency. Thus, a seasonally adjusted index for a broad category that is directly adjusted may not be logically consistent with all seasonally adjusted indexes for its components. Seasonal movements for stage-of-processing indexes are derived indirectly through an aggregative method that combines movements of a wide variety of subproduct class (six-digit) series.

Seasonally adjusted indexes can become problematic when previously stable and predictable price patterns abruptly change. If the new pattern persists, the seasonal adjustment method will eventually reflect it adequately; if the pattern keeps shifting, however, seasonally adjusted data will become chronically troublesome. This problem occurs infrequently for farm and food-related products, but more often for manufactured products such as automobiles and steel.

Since January 1988, the PPI has used Intervention Analysis Seasonal Adjustment methods to enhance the calculation of seasonal factors. With this technique, outlier values that may distort the seasonal pattern are removed from the data prior to applying the standard seasonal factor estimation procedure. For example, a possible economic cause for large price movements for petroleum-based products might have been the Persian Gulf War. In this case, intervention techniques allowed for better estimates of seasonally adjusted data. On the whole, very few series have required intervention. Out of nearly 900 seasonally adjusted series, only 16 were subject to intervention in 1997.

For more information relating to seasonal adjustment methods, see (1) "Appendix A: Seasonal Adjustment Methodology at BLS," in the *BLS Handbook of Methods* (April 1997), Bulletin 2490 and (2) "Summary of Changes to the PPI's Seasonal Adjustment Methodology" in the January 1995 issue of *Producer Price Indexes*.

Producer Price Index Data on the Internet

In 1995, the BLS began posting PPI series, news releases, and technical information to both a World Wide Web (WWW) site and a file transfer protocol (FTP) site. During the years following the introduction of PPI Internet services, use of these sites eclipsed more traditional methods of data dissemination, such as subscriptions to the *PPI Detailed Report.* There were more than 1.6 million instances of PPI series being downloaded from the Internet during the 12 months ended December 31, 2003.

Retrieving PPI data from the PPI Web site

PPI data can be obtained from the WWW address **(www.bls.gov/ppi)**. Scrolling down the page to the "Get Detailed PPI Statistics" header reveals the following methods of data retrieval:

- ***Most Requested Series*** is a form-based application that allows the user to quickly obtain PPI time series data by selecting from two separate lists (commodity and industry) of the most commonly requested time series, including the All Commodities Index and the stage-of-processing indexes (for example, Finished Goods). Within each list, any one—or all—of the time series shown can be selected. A user can modify the date range and output options after executing the query, using the reformat button above the data output table.

- ***Create Customized Tables*** is a form-based query application designed for users unfamiliar with the PPI coding structure. The application guides a user through the PPI classification system by listing index titles and does not require knowledge of commodity or industry codes. Data retrieved are based on a query formulated by selecting data characteristics from lists provided. Two options are available to create customized tables, depending on a user's browser capability. The one-screen option is a JavaScript application that uses a single screen to guide a user through the available time series data. The second option is a multiple-screen, non-Java-based application. Both methods allow a user to browse the PPI coding structure and select multiple series codes. Using the one-screen option, users can modify the date range and output options after executing

the query using the reformat button above the data output table.

Series Report is a form-based application that uses formatted PPI time series identifiers (commodity or industry codes) as input in extracting data according to a specified set of date ranges and output options. This application provides the most efficient path for users who are familiar with the format of PPI time series identifiers. Up to 300 indexes can be extracted at a time.

There are five alphabetic prefixes used to create unique PPI time series identifiers: WP, WD, PC, PD, and ND. Each provides the user access to a different PPI database. Adding either a "u" (not seasonally adjusted) or an "s" (seasonally adjusted) to the end of these prefixes further specifies the type of data needed.

EXAMPLES

For commodity and stage-of-processing indexes, series identifiers combine a "wpu" prefix (not seasonally adjusted) or a "wps" prefix (seasonally adjusted) with a commodity code.

Commodity code	*Provides data for*
wps141101	Passenger cars, seasonally adjusted
wpu141101	Passenger cars, not seasonally adjusted
wpusop3000	Finished goods, not seasonally adjusted

For discontinued commodity indexes, series identifiers combine a "wdu" prefix (not seasonally adjusted) or a "wds" prefix (seasonally adjusted) with a commodity code.

Commodity code	*Provides data for*
wds019	Other farm products, seasonally adjusted
wdu0635	Preparations, ethical (prescription), not seasonally adjusted
wdusi138011	Stainless steel mill products, not seasonally adjusted

Current price indexes grouped by industry according to NAICS have series identifiers that begin with the prefix "pcu." After the prefix, there are 12 digits (the 6-digit industry code is listed twice) followed by up to 7 alphanumeric characters identifying product detail. Dashes are used as placeholders for higher-level industry group codes.

Industry-product code, current NAICS series	*Provides data for*
pcu325---325---	Chemical manufacturing, not seasonally adjusted
pcu336110336110	Automobile and light duty motor vehicle manufacturing
pcu621111621111411	Offices of physicians, one- and two-physician practices and single-specialty group practices, general/family practice
pcu325412325412A	Pharmaceutical preparation manufacturing, pharmaceuticals acting on the respiratory system

Discontinued industry-product codes based on SIC combine a "pdu" prefix and "#" between the fourth and fifth characters of the product code. Series identifiers for the discontinued dataset use underscores as placeholders to complete a reference to an SIC industry group code of fewer than four digits. (All PPI industry-based indexes organized by SIC were discontinued with the introduction of NAICS.)

Industry-product code, discontinued SIC series	*Provides data for*
pdu28_ _#	Chemicals and allied products, not seasonally adjusted
pdu331_#	Blast furnaces, steel works, and rolling and finishing mills, not seasonally adjusted
pdu3711#111	Passenger cars

Price indexes for discontinued series grouped by industry according to NAICS have identifiers that begin with the prefix "ndu." After the prefix, there are 12 numeric digits (the 6-digit industry code is listed twice), and up to 7 additional alphanumeric characters that identify product detail. Dashes are used as placeholders for higher-level industry group codes.

Industry-product code, discontinued NAICS series	*Provides data for*
ndu212231212231	Lead ore and zinc ore mining
ndu2122312122312	Lead and zinc concentrates
ndu212231212231214	Lead concentrates

- ***Flat Files*** and the FTP server are best suited for users requiring access to either a large volume of time series data or other PPI-related documentation (such as seasonal factor and relative importance tables). The FTP site can be accessed at **ftp://ftp.bls.gov** or directly from the links on the "Get Detailed Statistics" page or the PPI homepage.

Data and documentation available for download include:

	Directory
NAICS current series	**/pub/time.series/pc**
SIC discontinued series	**/pub/time.series/pd**
NAICS discontinued series	**/pub/time.series/nd**
Commodity data, current series	**/pub/time.series/wp**
Commodity data, discontinued series	**/pub/time.series/wd**
Special requests	**/pub/special.requests/ppi**
Latest news release	**/pub/news.release/ppi.txt**

The FTP site maintains files to help with searches and downloads. These files are centrally located in the **/pub/doc** directory. Within this directory, the **overview.txt** file contains an overview relating to all BLS data available through the FTP site. For current commodity-based PPI data, the program help file is **wp.txt;** for discontinued commodity series, **wd.txt**; for current industry-based PPI data based on NAICS, **pc.txt;** for industry-based SIC time series that have been discontinued, **pd.txt;** and for industry-based NAICS series, **nd.txt**.

Users who prefer downloading PPI datasets as individual ZIP files should go to the directory labeled **/pub/time.series/compressed/tape.format/** on the FTP site. This directory includes six PPI-specific ZIP files, one for each of the PPI databases—WP, WD, PC, ND, and PD—and a ZIP file for the annual 5-year revision to historical seasonal PPIs.

Other Sources of PPI Data

PPI data can also be accessed via the BLS homepage (**www.bls.gov**). Clicking on the "Get Detailed Statistics" link at the top of the homepage calls up a chart listing all available BLS programs. The following methods are available for retrieving PPI data: Most requested statistics, create customized tables (one screen or multiple screens), and flat files. Additional sources of BLS data also are accessible from this page, including economic news releases, series report, and economy at a glance.

Additional information

The PPI homepage (**www.bls.gov/ppi**) contains additional information regarding PPI data and methodology. The top section of the homepage provides PPI news releases, both current and archived, as well as general PPI information. The "Tables Created by BLS" section found beneath the statistics section provides relative importance and seasonal factor tables. The remaining sections offer special notices and publications pertaining to PPI methodology and applications.

For questions or comments regarding PPI data classification, methodology, or data availability on the Internet, call or e-mail the Section of Index Analysis and Public Information at (202) 691-7705 or *ppi-info@bls.gov*.