

PPI Detailed Report



U.S. Department of Labor
U.S. Bureau of Labor Statistics

Data for June 2006

Mining
Services



Manufacturing



U.S. DEPARTMENT OF LABOR
Elaine L. Chao, Secretary

Data for June 2006

U.S. BUREAU OF LABOR STATISTICS
Kathleen P. Utgoff, Commissioner

PPI Detailed Report (ISSN 1099-2855; USPS 485-050) is a monthly report on producer price movements including text, tables, and technical note. An annual supplement contains monthly data for the calendar year, annual averages, and information on weights.

To order this periodical for 1 year, cite *PPI Detailed Report* (WPPI) and send your check for \$55 (\$77 foreign) or provide your VISA or MasterCard number and expiration date to Superintendent of Documents, P.O. Box 371954, Pittsburgh, PA 15220-7954. Cost of the supplement only is \$23 domestic (\$32.20 foreign).

Subscribers will receive the next available subscription issue after their order is received. An acknowledgment card is sent to all customers after their subscription order is processed to let them know that they will receive the next available issue.

Please wait at least 6 weeks before inquiring about your order. Then write to Subscription Service Section, U.S. Government Printing Office, Stop: SSOM, Washington, DC 20402; telephone (202) 512-1800; or fax (202) 512-2168.

POSTMASTER: Send address changes to *PPI Detailed Report*, U.S. Government Printing Office, Washington, DC 20402-0001.

Material in this publication is in the public domain, and, with appropriate credit, may be reproduced without permission. This information is available to sensory-impaired individuals upon request. Voice phone: (202) 691-7828; Federal Relay Service: 1-800-877-8339. Data on the PPI also can be accessed at www.bls.gov/ppi through the PPI homepage. Periodicals postage paid at Washington, DC, and at additional mailing offices.

July 2006

Cover designed by Dorothy Williams

PPI Detailed Report Data for June 2006

Editors

Allison Tarmann
Joseph Kowal
William Snyders
Antonio Lombardozi

Vol. 10, No. 6

Design and Layout

Margaret J. Jones

Contents

| | <i>Page</i> |
|--|-------------|
| Price Movements, June 2006 | 1 |
| Charts | |
| Finished goods | 6 |
| Intermediate goods | 7 |
| Crude goods | 8 |
| Tables | |
| Producer Price Indexes | |
| 1. Stage of processing | 9 |
| 2. Selected commodity groupings by stage of processing | 10 |
| 3. Selected stage-of-processing groupings, seasonally adjusted | 14 |
| 4. Net output of selected industries and industry groups | 15 |
| 5. Net output of selected industries and their products | 17 |
| 6. Commodity groupings and individual items | 104 |
| 7. Durability of product | 135 |
| 8. Special commodity groupings | 136 |
| 9. Material and supply inputs to construction industries | 137 |
| Technical Note | 138 |

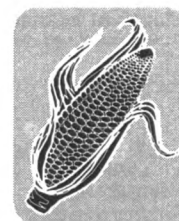

Scheduled Release Dates

Producer Price Index data are scheduled for initial release on the following dates:

| <i>Index month</i> | <i>Release date</i> | <i>Index month</i> | <i>Release date</i> |
|--------------------|---------------------|--------------------|---------------------|
| July | August 15 | October | November 14 |
| August | September 19 | November | December 19 |
| September | October 17 | December | January 17, 2007 |

Price Movements

June 2006



The Producer Price Index for Finished Goods increased 0.5 percent in June, seasonally adjusted. This rise followed advances of 0.2 percent in May and 0.9 percent in April. At the earlier stages of processing, prices received by producers of intermediate goods climbed 0.7 percent in June after increasing 1.1 percent in the prior month, and the crude goods index fell 1.7 percent following a 2.0-percent gain in May. (See table A.)

Among prices for finished goods, the index for consumer foods moved up 1.4 percent in June after decreasing 0.5 percent in May. Prices for energy goods rose 0.7 percent following a 0.4-percent advance in the previous month. By contrast, the index for finished goods other than foods and energy increased 0.2 percent in June compared with a 0.3-percent rise in May.

During the first 6 months of 2006, the finished goods index rose at a 2.1-percent seasonally adjusted annual rate (SAAR) after moving up at a 7.5-percent SAAR during the latter half of 2005. Leading this slower rate of advance were prices for finished energy goods, which climbed at a 4.1-percent SAAR from December 2005 to June 2006 after advancing at a 36.3-percent SAAR for the 6 months ended December 2005. The index for finished consumer foods declined at a 2.3-percent

SAAR during the first half of 2006 after increasing at a 3.6-percent SAAR during the second half of 2005. By contrast, prices for finished goods other than foods and energy advanced at a 3.1-percent SAAR for the 6 months ended in June after rising at a 0.6-percent SAAR during the prior 6-month period. At the earlier stages of processing, the intermediate goods index increased at a 6.6-percent SAAR from December 2005 to June 2006 after moving up at a 12.1-percent SAAR during the latter half of 2005, and prices for crude goods fell at a 19.1-percent SAAR for the 6 months ended in June after surging at a 46.1-percent SAAR for the 6 months ended December 2005. (See summary table on page 2.)

Before seasonal adjustment, the Producer Price Index for Finished Goods rose 0.3 percent in June to 161.7 (1982 = 100). From June 2005 to June 2006, prices for finished goods increased 4.9 percent. Over the same period, the index for finished energy goods climbed 19.1 percent, prices for finished goods other than foods and energy advanced 1.9 percent, and the index for finished consumer foods rose 0.6 percent. For the 12 months ended June 2006, prices received by intermediate goods producers moved up 9.3 percent, and the crude goods index increased 8.6 percent.

Table A. Monthly and annual percent changes in selected stage-of-processing price indexes, seasonally adjusted¹

| Month | Finished goods | | | | | Intermediate goods | Crude goods |
|-----------------|----------------|-------|--------|-------------------------|--|--------------------|-------------|
| | Total | Foods | Energy | Except foods and energy | Change in finished goods from 12 months ago (unadj.) | | |
| 2005 | | | | | | | |
| June | 0.1 | -0.7 | 1.5 | -0.1 | 3.7 | 0.2 | -1.7 |
| July | .8 | -.7 | 3.9 | .3 | 4.7 | 1.0 | 5.1 |
| August | .5 | -.2 | 3.0 | 0 | 5.3 | .5 | 3.5 |
| September | 1.4 | 1.2 | 5.4 | .2 | 6.9 | 2.3 | 10.5 |
| October | .8 | .1 | 4.3 | -.3 | 5.9 | 3.0 | 5.7 |
| November | -.5 | .6 | -3.1 | .1 | 4.4 | -1.3 | -1.4 |
| December | .7 | .8 | 2.4 | 0 | 5.4 | .3 | -3.5 |
| 2006 | | | | | | | |
| January | .3 | -.2 | .1 | .4 | 5.6 | 1.0 | -.8 |
| February | -1.2 | -2.2 | -4.5 | .3 | 3.9 | -.5 | -8.4 |
| March | .4 | .2 | 1.5 | .2 | 3.5 | .1 | -2.4 |
| April | .9 | .1 | 4.0 | .1 | 4.0 | .9 | 1.2 |
| May | .2 | -.5 | .4 | .3 | 4.5 | 1.1 | 2.0 |
| June | .5 | 1.4 | .7 | .2 | 4.9 | .7 | -1.7 |

¹ Some percent changes shown here and elsewhere in "Price Movements, June 2006" may differ from those previously reported because indexes for February

2006 have been recalculated to incorporate late reports and corrections by respondents. All indexes are subject to revision 4 months after original publication.

Summary of December-to-December, 6-month, and 3-month seasonally adjusted annual rates of change in price indexes at selected stages of processing

| Grouping | Percentage change, 12 months ended December | | | Seasonally adjusted annual rate for | | | |
|--|---|------|------|-------------------------------------|---------------------------------------|------------------------------------|-----------------------------------|
| | 2003 | 2004 | 2005 | 6 months ended June 2006 | 3 months ended December 2005 | 3 months ended March 2006 | 3 months ended June 2006 |
| | | | | | | | |
| Finished goods | 4.0 | 4.2 | 5.4 | 2.1 | 3.8 | -2.2 | 6.7 |
| Finished consumer foods | 7.7 | 3.1 | 1.7 | -2.3 | 6.0 | -8.6 | 4.5 |
| Finished energy goods | 11.4 | 13.4 | 23.9 | 4.1 | 14.8 | -11.4 | 22.3 |
| Finished goods less foods and energy | 1.0 | 2.3 | 1.4 | 3.1 | - .8 | 3.9 | 2.3 |
| Finished consumer goods, excluding foods and energy | 1.1 | 2.2 | 1.6 | 3.2 | -1.0 | 4.4 | 1.9 |
| Capital equipment | .8 | 2.4 | 1.2 | 3.1 | - .8 | 3.1 | 3.0 |
| Intermediate materials, supplies, and components | 3.9 | 9.2 | 8.6 | 6.6 | 7.8 | 2.3 | 11.1 |
| Intermediate foods and feeds | 12.9 | -2.3 | 2.4 | -1.5 | 2.7 | -3.2 | .3 |
| Intermediate energy goods | 10.9 | 15.8 | 26.2 | 4.4 | 3.7 | -7.5 | 17.9 |
| Intermediate materials less foods and energy | 2.1 | 8.3 | 4.8 | 7.7 | 9.3 | 5.7 | 9.8 |
| Materials for nondurable manufacturing | 4.9 | 13.7 | 8.9 | 8.2 | 10.2 | 6.5 | 10.0 |
| Materials for durable manufacturing | 4.0 | 18.3 | 5.9 | 22.0 | 21.4 | 13.0 | 31.7 |
| Materials and components for construction .. | 3.0 | 10.1 | 6.1 | 7.7 | 12.0 | 7.7 | 7.8 |
| Crude materials for further processing | 19.5 | 17.4 | 21.1 | -19.1 | 2.2 | -38.2 | 5.7 |
| Foodstuffs and feedstuffs | 24.1 | -2.6 | 1.6 | -13.9 | 14.7 | -28.6 | 3.9 |
| Crude energy materials | 14.4 | 35.9 | 42.2 | -36.9 | -5.9 | -54.8 | -12.1 |
| Crude nonfood materials less energy | 21.6 | 20.5 | 5.2 | 37.1 | 11.5 | 15.2 | 63.1 |

NOTE: Late reports and corrections by respondents may cause some indexes to change 4 months after original publication. In addition, seasonally

adjusted indexes may be revised for 5 years due to the recalculation of seasonal factors each January.

Finished goods



The index for finished consumer foods rose 1.4 percent in June following a 0.5-percent decrease in May. Prices for processed young chickens jumped 12.1 percent after edging down 0.2 percent in the preceding month. Also turning up in June were the indexes for eggs for fresh use, fresh fruits and melons, and dairy products.

Prices for fresh and dry vegetables declined less in June than they had a month earlier, while the indexes for pork and confectionery end products increased more than in May. Conversely, beef and veal prices moved up 0.4 percent in June following a 2.3-percent gain in the prior month. The indexes for soft drinks and bakery products also advanced less than they had in the previous month. (See table 2.)

Prices for finished energy goods rose 0.7 percent in June after moving up 0.4 percent in May. Leading this acceleration, the gasoline index climbed 6.3 percent following a 2.2-percent increase in the preceding month. Prices for home heating oil and diesel fuel also rose more in June than they had a month earlier. The index for lubricating and similar oils, which was unchanged in May, advanced in June. By contrast, prices for residential electric power fell 2.8 percent in June after inching up 0.1 percent in the prior month. The index for residential natural gas declined at a faster rate than it had in May, while prices for liquefied petroleum gas and kerosene rose less than in the previous month.

The index for finished goods other than foods and energy increased 0.2 percent in June following a 0.3-percent advance in May. In June, rising prices for passenger cars, light motor trucks, civilian aircraft, pharmaceutical preparations, alcoholic beverages, and mobile homes outweighed falling prices for platinum and karat gold jewelry; home electronic equipment; electronic computers; and women's, girls', and infants' apparel.

Intermediate goods



The Producer Price Index for Intermediate Materials, Supplies, and Components rose 0.7 percent in June following a 1.1-percent advance in the prior month. Prices for materials for durable manufacturing, intermediate energy goods, materials and components for construction, and materials for nondurable manufacturing also increased

less than they had in May. By contrast, the index for intermediate foods and feeds turned up after falling in the previous month. Prices for intermediate goods other than foods and energy moved up 0.8 percent in June compared with a 1.1-percent jump in May. (See table B.)

The index for materials for durable manufacturing climbed 1.1 percent in June after rising 4.4 percent in May. Hot rolled steel sheet and strip prices increased 5.6 percent in June after gaining 7.9 percent a month earlier. The index for aluminum mill shapes also advanced less than it had in May. Prices for

Table B. Monthly and annual percent changes in selected price indexes for intermediate goods and crude goods, seasonally adjusted¹

| Month | Intermediate goods | | | | Crude goods | | | |
|-----------------|--------------------|--------|-------------------------|--|-------------|-----------------|-------------------------|---|
| | Foods | Energy | Except foods and energy | Change in intermediate goods from 12 months ago (unadj.) | Foods | Energy (unadj.) | Except foods and energy | Change in crude goods from 12 months ago (unadj.) |
| 2005 | | | | | | | | |
| June | -0.1 | 1.7 | -0.1 | 6.2 | -2.4 | -0.5 | -3.6 | 2.5 |
| July | -.2 | 4.4 | .1 | 6.8 | -.6 | 10.8 | .6 | 7.9 |
| August | -.1 | 3.0 | -.1 | 6.3 | -1.2 | 6.0 | 4.6 | 12.1 |
| September | -.1 | 7.4 | 1.0 | 8.7 | 1.7 | 17.1 | 5.6 | 29.7 |
| October | .4 | 8.8 | 1.4 | 10.9 | -.1 | 10.9 | -1.5 | 31.8 |
| November | 0 | -6.9 | .4 | 8.5 | 1.0 | -3.4 | 2.4 | 21.6 |
| December | .3 | -.4 | .4 | 8.6 | 2.5 | -8.1 | 1.9 | 21.1 |
| 2006 | | | | | | | | |
| January | .7 | 1.6 | .9 | 9.2 | -3.1 | .2 | -.2 | 22.1 |
| February | -1.1 | -3.2 | .3 | 8.0 | -3.0 | -14.9 | 3.1 | 12.6 |
| March | -.4 | -.3 | .2 | 7.0 | -2.2 | -3.8 | .8 | 4.9 |
| April | -.7 | 2.8 | .4 | 7.3 | -1.4 | 1.3 | 4.7 | 3.4 |
| May | -.2 | 1.0 | 1.1 | 8.9 | -2.3 | 2.5 | 6.2 | 8.6 |
| June | 1.0 | .4 | .8 | 9.3 | 4.8 | -6.8 | 1.7 | 8.6 |

¹ Some percent changes shown here and elsewhere in "Price Movements, June 2006" may differ from those previously reported because indexes for February

2006 have been recalculated to incorporate late reports and corrections by respondents. All indexes are subject to revision 4 months after original publication.

primary nonferrous metals, copper and brass mill shapes, softwood lumber, and building paper and board turned down after rising in the previous month. By contrast, the index for cold rolled steel sheet and strip increased 8.4 percent in June compared with a 1.2-percent gain in the preceding month. Prices for hot rolled steel bars, plates, and structural shapes also advanced more than they had in May. The index for thermoplastic resins turned up after declining in the prior month. (See table 2.) From December 2005 to June 2006, the index for materials for durable manufacturing jumped at a 22.0-percent SAAR after moving up at an 11.2-percent SAAR in the previous 6-month period.

The intermediate energy goods index advanced 0.4 percent in June after increasing 1.0 percent in the preceding month. The increase in the index for residual fuel slowed to 7.3 percent from 10.3 percent in May. Prices for both industrial and commercial natural gas fell more than in the preceding month. The index for natural gas to electric utilities turned down in June after increasing a month earlier. By contrast, prices for industrial electric power turned up 0.9 percent after falling 0.8 percent in May. The index for commercial electric power also rose after declining in the previous month. Prices for gasoline, jet fuels, and home heating oil advanced more than in the prior month. The index for intermediate energy goods moved up at a 4.4-percent SAAR during the first half of 2006 after climbing at a 36.0-percent SAAR in the second half of 2005.

Subsequent to a 1.2-percent gain in May, prices for materials and components for construction increased 0.3 percent in June. The index for paving mixtures and blocks rose 2.6 percent after advancing 7.1 percent in the previous month. Prices for nonferrous wire and cable, softwood lumber, gypsum products, and building paper and board turned down in June

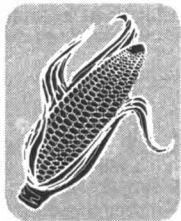
following increases in the prior month. The treated wood index fell after showing no change in May. Alternatively, prices for fabricated structural metal products went up 1.1 percent in June after rising 0.6 percent in the preceding month. The index for steel mill products also advanced more in June, and prices for wiring devices turned up from declines in May. The index for air conditioning and refrigeration equipment moved up after showing no change in the previous month. During the first half of 2006, the index for materials and components for construction advanced at a 7.7-percent SAAR after increasing at the same rate in the second half of 2005.

Prices for materials for nondurable manufacturing moved up 1.0 percent in June after increasing 1.4 percent a month earlier. The increase in the index for paperboard slowed to 1.0 percent from 5.3 percent in May. The indexes for inedible fats and oils, phosphates, aluminum compounds, and finished fabrics turned down in June after moving up in the prior month. By contrast, prices for plastic resins and materials advanced 1.3 percent following a 1.2-percent drop in the preceding month. The index for intermediate basic organic chemicals also turned up in June. Prices for primary basic organic chemicals and for paper rose more in June than they had in May. From December 2005 to June 2006, prices for materials for nondurable manufacturing climbed at an 8.2-percent SAAR after rising at a 14.8-percent SAAR from June to December 2005.

The intermediate foods and feeds index moved up 1.0 percent in June following a 0.2-percent decline in the prior month. Prices for shortening and cooking oils advanced 0.8 percent after falling 1.7 percent in May. The indexes for processed young chickens; natural, processed, and imitation

cheese; and confectionery materials also turned up in June. Prices for prepared animal feeds were unchanged in June after decreasing a month earlier. The pork index rose more than in the previous month. Conversely, the index for beef and veal increased 0.4 percent in June after advancing 2.3 percent a month earlier. Prices for flour also rose less than they had in May. The index for soft drink beverage bases was unchanged after moving up a month earlier. Prices for intermediate foods and feeds declined at a 1.5-percent SAAR in the first half of 2006 after increasing at a 0.6-percent SAAR in the prior 6-month period.

Crude goods



The Producer Price Index for Crude Materials for Further Processing declined 1.7 percent in June following a 2.0-percent increase in May. Prices for crude energy materials fell after rising in the previous month. The index for basic industrial materials increased less than it had in May. By contrast, prices for crude foodstuffs and feedstuffs turned up following declines in the prior month. (See table B.)

The index for crude energy materials fell 6.8 percent in June after increasing 2.5 percent in the preceding month. Leading this downturn, prices for natural gas dropped 10.8 percent following a 2.3-percent gain in May. The index for crude petroleum decreased 3.7 percent after rising 3.8 percent in the prior month. Alternatively, coal prices were unchanged following a 2.2-percent decline in May. (See table 2.) During the first half of 2006, the crude energy materials index decreased at a 36.9-percent SAAR after rising at an 83.8-percent SAAR in the previous 6-month period.

Prices for crude nonfood materials less energy increased 1.7 percent in June after a 6.2-percent rise in the prior month. The iron and steel scrap index advanced 6.2 percent following a 6.8-percent gain in May. Prices for gold ores, both copper and aluminum base scrap, and wastepaper fell after increasing in the previous month. By contrast, the raw cotton index declined 0.6 percent in June following a 13.0-percent decrease in the preceding month. Prices for miscellaneous metal ores turned up, while the index for hides and skins rose more than it had in May. From December 2005 to June 2006, the index for basic industrial materials increased at a 37.1-percent SAAR after rising at a 30.4-percent SAAR in the second half of 2005.

The index for crude foodstuffs and feedstuffs advanced 4.8 percent compared with a 2.3-percent decline in May. Slaughter cattle prices increased 2.5 percent in June after falling 5.2 percent in the preceding month. Prices for fluid milk, Irish potatoes for processing, fresh fruits and melons, and alfalfa hay also turned up. The indexes for slaughter hogs and for slaughter broilers and fryers rose more in June than they had a month earlier. Alternatively, prices for soybeans fell 1.4 percent following a 5.9-percent gain in May. The index for corn also decreased after rising in the previous month. The index for crude foodstuffs and feedstuffs declined at a

13.9-percent SAAR in the first half of 2006 after increasing at a 6.9-percent SAAR in the prior 6-month period.

Net output price indexes for mining, manufacturing, and services industries

Mining. The Producer Price Index for the Net Output of Total Mining Industries declined 4.4 percent in June after rising 3.1 percent in May. (Net output price indexes are not seasonally adjusted.) The majority of this downturn can be attributed to prices received by the oil and gas extraction industry group, which declined 6.5 percent following a 3.2-percent gain in May. Prices received for gold ore mining and for oil and gas well drilling also turned down in June. The index for the bituminous coal underground mining industry fell more than in the previous month. The index for potash, soda, and borate mineral mining was unchanged in June following an increase in the prior month, and prices received by the construction sand and gravel mining industry rose less than in May. By contrast, the index for oil and gas operations support activities increased 1.8 percent following a 0.3-percent decrease in May. Prices received for bituminous coal and lignite surface mining also turned up in June. During the first half of 2006, the Producer Price Index for the Net Output of Total Mining Industries declined at a 25.3-percent annual rate compared with a 73.5-percent rate of increase in the second half of 2005. In June 2006, this index was 202.7 (December 1984 = 100), 13.8 percent above its year-ago level.

Manufacturing. The Producer Price Index for the Net Output of Total Manufacturing Industries increased 0.6 percent in June following a 0.9-percent gain a month earlier. The industry group index for petroleum and coal products advanced 3.0 percent after increasing 4.3 percent in May. Prices received by manufacturers of electrical equipment, appliances, and components and by producers of primary metals also rose less than they had in the prior month. The industry group indexes for wood products, plastic and rubber products, computers and electronic products, and medical equipment and supplies turned down in June. Alternatively, prices received by food manufacturers moved up 1.2 percent subsequent to a 0.6-percent increase in May. The industry group index for transportation equipment was unchanged after falling in the previous month, while the beverage and tobacco industry group index increased after remaining unchanged in May. From December 2005 to June 2006, the Producer Price Index for the Net Output of Total Manufacturing Industries rose at an annual rate of 9.0 percent following a 4.3-percent rate of increase from June to December 2005. In June 2006, this index was 159.5 (December 1984 = 100), 6.6 percent higher than its year-ago level.

Services. Among services industries in June, prices received by commercial bankers advanced 5.8 percent after decreasing 2.2 percent in May. The industry indexes for scheduled passenger air transportation, cellular and other

wireless carriers, portfolio management, passenger car rental, lessors of nonresidential buildings (excluding miniwarehouses), and investment banking and securities dealing also turned up in June.

Conversely, prices paid for engineering services edged down 0.1 percent following a 1.3-percent rise in the previous month. The industry index for long-distance general freight trucking (less than truckload) also turned down in June.

Chart 1. The Finished Goods Index and its component indexes, January 1997 through June 2006, 3-month seasonally adjusted annual rates of change

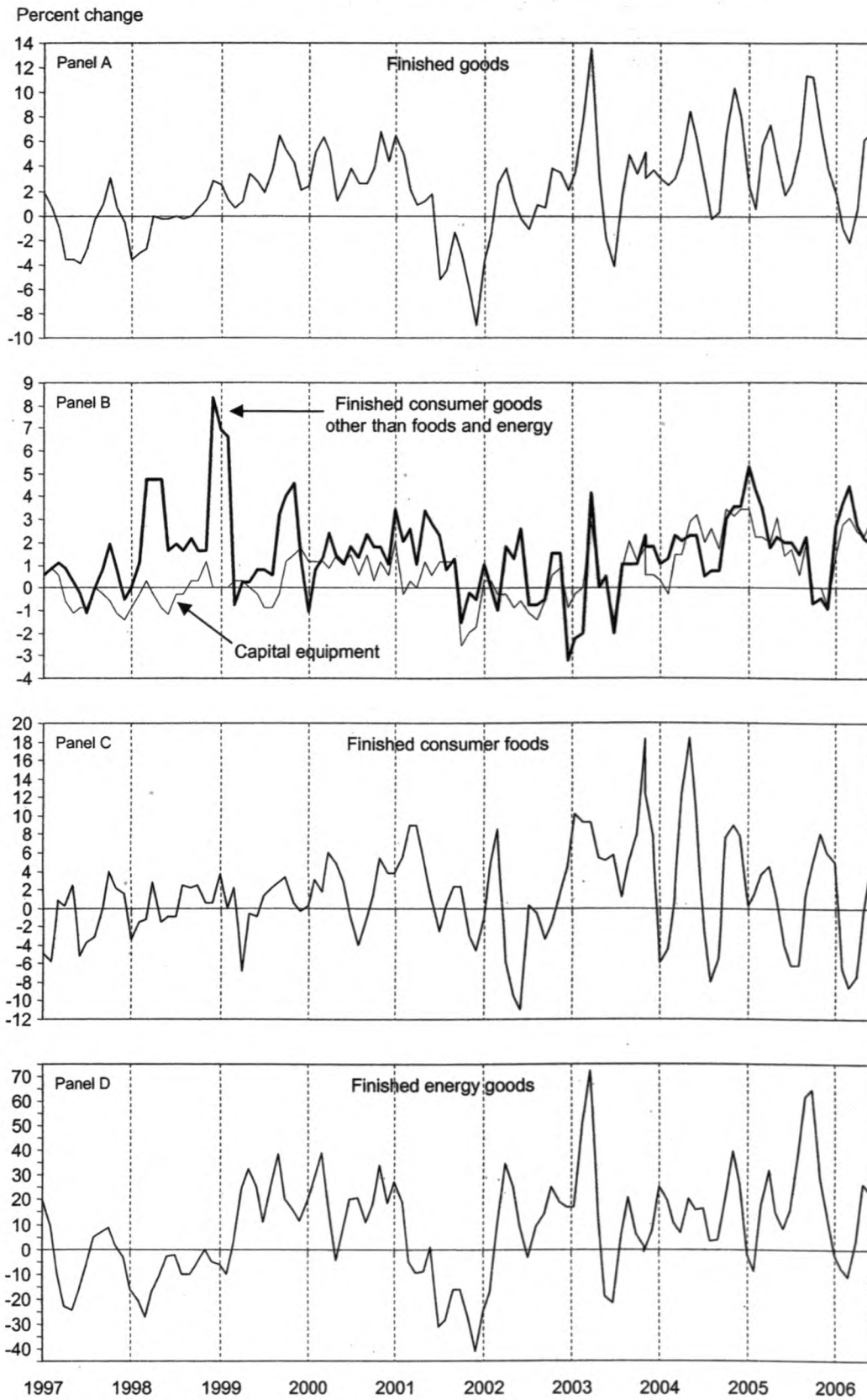


Chart 2. The Intermediate Goods Index and its component indexes, January 1997 through June 2006, 3-month seasonally adjusted annual rates of change

Percent change

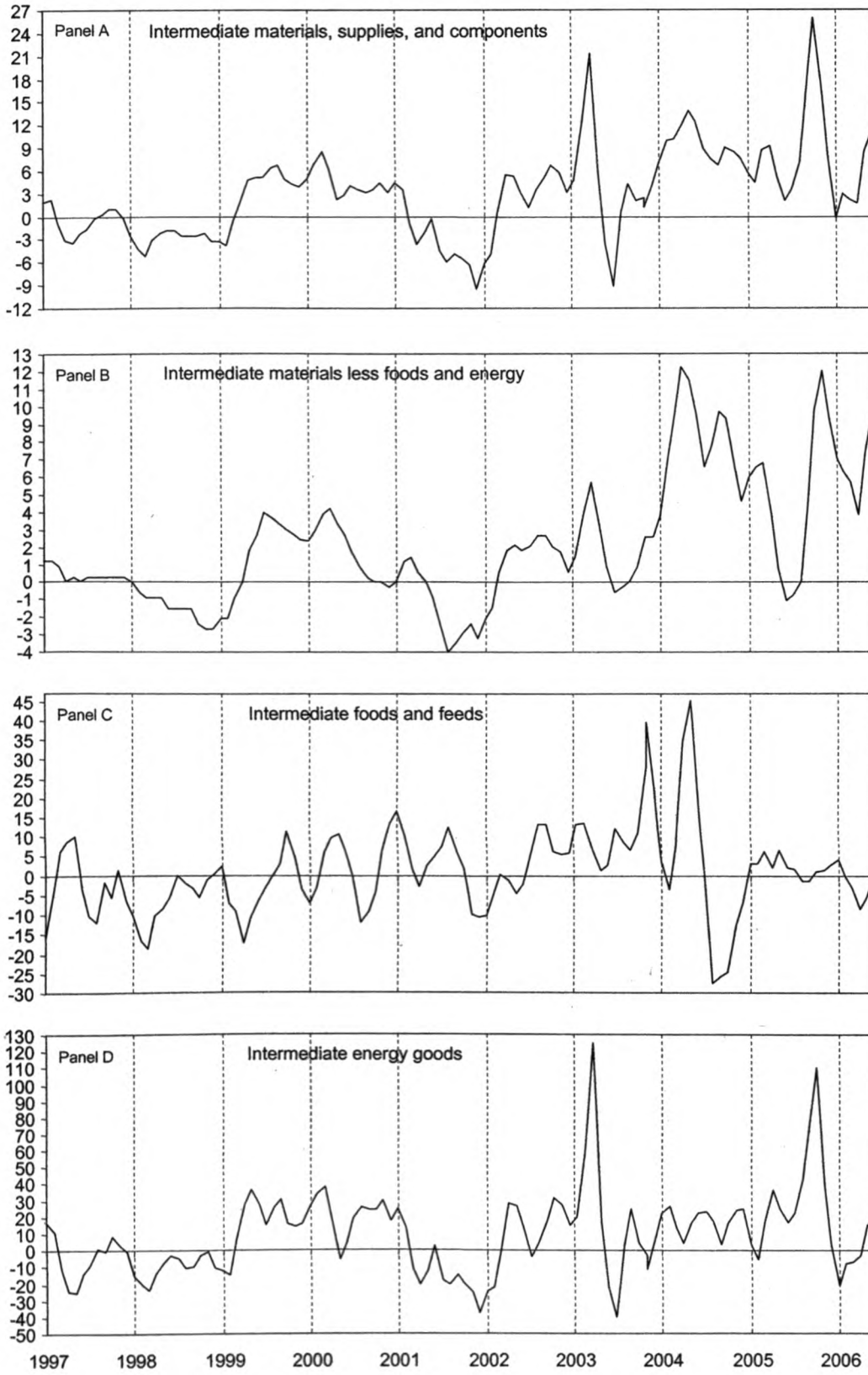


Chart 3. The Crude Goods Index and its component indexes, January 1997 through June 2006, 3-month seasonally adjusted annual rates of change

Percent change

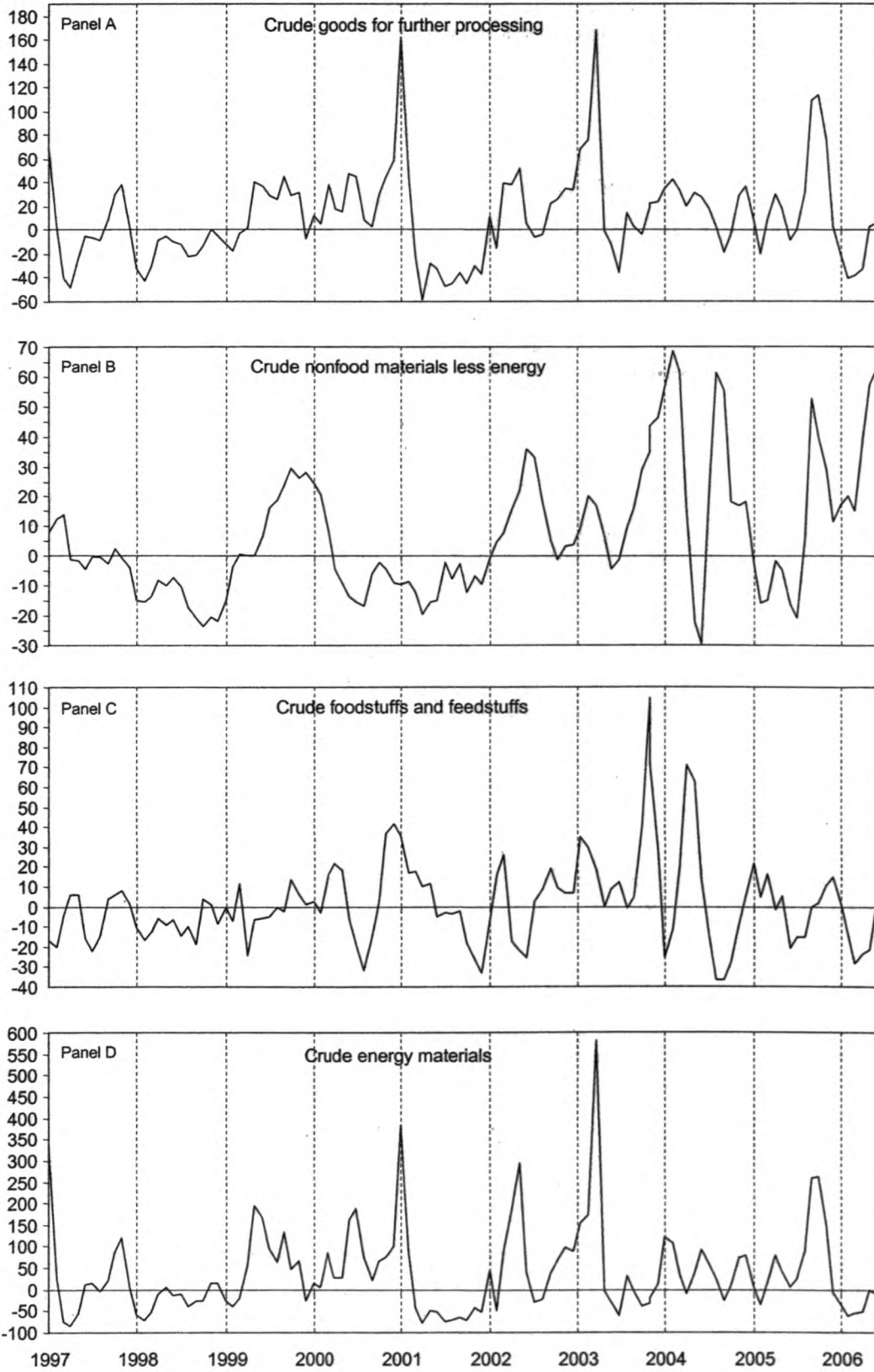


Table 1. Producer price indexes and percent changes by stage of processing

(1982=100)

| Grouping | Relative importance Dec. 2005 ¹ | Unadjusted index | | | Unadjusted percent change to June 2006 from: | | Seasonally adjusted percent change from: | | |
|---|--|---------------------------|--------------------------|---------------------------|--|-------------|---|-------------------|-------------------|
| | | Feb. 2006 ² | May 2006 ² | June 2006 ² | June 2005 | May 2006 | Mar. to Apr. | Apr. to May | May to June |
| Finished goods | 100.000 | 158.0 | 161.2 | 161.7 | 4.9 | 0.3 | 0.9 | 0.2 | 0.5 |
| Finished consumer goods | 75.270 | 163.0 | 167.2 | 167.8 | 5.8 | .4 | 1.2 | .2 | .6 |
| Finished consumer foods | 20.272 | 153.8 | 154.3 | 156.4 | .6 | 1.4 | .1 | -5 | 1.4 |
| Crude | 1.688 | 133.2 | 138.2 | 144.3 | 5.3 | 4.4 | 10.7 | -11.2 | 5.5 |
| Processed | 18.583 | 155.6 | 155.6 | 157.4 | .2 | 1.2 | -8 | .5 | 1.1 |
| Finished consumer goods, excluding foods | 54.998 | 166.2 | 171.8 | 171.9 | 7.9 | .1 | 1.5 | .4 | .4 |
| Nondurable goods less foods | 40.114 | 177.9 | 186.2 | 186.5 | 10.6 | .2 | 2.0 | .4 | .4 |
| Durable goods | 14.884 | 137.5 | 137.4 | 137.1 | 1.1 | -.2 | 0 | .1 | .2 |
| Capital equipment | 24.730 | 146.2 | 146.7 | 146.8 | 1.8 | .1 | .2 | .3 | .3 |
| Manufacturing industries | 6.662 | 148.0 | 148.7 | 149.0 | 2.1 | .2 | .2 | .2 | .3 |
| Nonmanufacturing industries | 18.068 | 145.5 | 146.0 | 146.0 | 1.7 | 0 | .3 | .3 | .3 |
| Intermediate materials, supplies, and components | 100.000 | 160.7 | 164.4 | 165.8 | 9.3 | .9 | .9 | 1.1 | .7 |
| Materials and components for manufacturing | 45.283 | 151.9 | 155.4 | 157.0 | 8.8 | 1.0 | .6 | 1.6 | 1.0 |
| Materials for food manufacturing | 2.584 | 144.6 | 144.5 | 146.2 | .4 | 1.2 | -.3 | .2 | 1.2 |
| Materials for nondurable manufacturing | 15.086 | 173.4 | 176.1 | 177.8 | 11.5 | 1.0 | .1 | 1.4 | 1.0 |
| Materials for durable manufacturing | 9.920 | 169.6 | 180.2 | 181.8 | 16.4 | .9 | 1.6 | 4.4 | 1.1 |
| Components for manufacturing | 17.693 | 131.7 | 133.0 | 134.4 | 3.6 | 1.1 | .5 | .2 | 1.1 |
| Materials and components for construction | 12.604 | 185.0 | 188.6 | 189.0 | 7.7 | .2 | .4 | 1.2 | .3 |
| Processed fuels and lubricants | 20.719 | 160.1 | 166.7 | 168.9 | 18.2 | 1.3 | 2.9 | .7 | .5 |
| Manufacturing industries | 8.064 | 160.7 | 158.6 | 159.0 | 13.1 | .3 | -.3 | .5 | -1.3 |
| Nonmanufacturing industries | 12.655 | 159.7 | 171.9 | 175.1 | 21.3 | 1.9 | 4.9 | .9 | 1.5 |
| Containers | 3.015 | 171.2 | 173.6 | 176.9 | 5.7 | 1.9 | -.2 | .3 | 1.8 |
| Supplies | 18.379 | 155.6 | 156.6 | 156.9 | 3.4 | .2 | 0 | .4 | .2 |
| Manufacturing industries | 4.016 | 160.5 | 161.0 | 160.7 | 3.5 | -.2 | -.4 | .2 | -.2 |
| Nonmanufacturing industries | 14.363 | 153.0 | 154.2 | 154.6 | 3.3 | .3 | .1 | .5 | .3 |
| Feeds | 0.931 | 109.6 | 107.7 | 107.8 | -3.0 | .1 | -1.4 | -1.4 | .3 |
| Other supplies | 13.432 | 158.4 | 159.8 | 160.3 | 3.8 | .3 | .2 | .6 | .3 |
| Crude materials for further processing | 100.000 | 182.9 | 185.2 | 181.3 | 8.6 | -2.1 | 1.2 | 2.0 | -1.7 |
| Foodstuffs and feedstuffs | 28.028 | 116.6 | 112.7 | 117.2 | -3.9 | 4.0 | -1.4 | -2.3 | 4.8 |
| Nonfood materials | 71.972 | 229.3 | 236.6 | 226.2 | 14.8 | -4.4 | 2.3 | 3.6 | -4.2 |
| Nonfood materials except fuel ³ | 35.218 | 192.1 | 221.4 | 218.4 | 29.0 | -1.4 | 7.3 | 4.9 | -1.0 |
| Manufacturing ³ | 34.753 | 177.8 | 205.3 | 202.4 | 29.3 | -1.4 | 7.4 | 4.9 | -1.0 |
| Construction | 0.466 | 202.0 | 202.5 | 202.3 | 1.7 | -.1 | 0 | .1 | -.1 |
| Crude fuel ⁴ | 36.754 | 269.0 | 237.6 | 215.5 | -3.6 | -9.3 | -4.5 | 1.7 | -9.3 |
| Manufacturing industries | 3.261 | 254.5 | 225.7 | 205.3 | -3.2 | -9.0 | -4.4 | 1.6 | -9.0 |
| Nonmanufacturing industries | 33.493 | 275.2 | 243.0 | 220.3 | -3.7 | -9.3 | -4.6 | 1.7 | -9.3 |
| Special groupings | | | | | | | | | |
| Finished goods, excluding foods | ⁵ 79.728 | 158.8 | 162.7 | 162.8 | 6.0 | .1 | 1.1 | .4 | .3 |
| Intermediate materials less foods and feeds | ⁶ 96.486 | 162.1 | 165.9 | 167.3 | 9.6 | .8 | .9 | 1.1 | .7 |
| Intermediate foods and feeds | ⁶ 3.514 | 133.6 | 132.9 | 134.1 | -.5 | .9 | -.7 | -.2 | 1.0 |
| Crude materials less agricultural products ^{3,7} | ⁸ 71.305 | 235.8 | 243.4 | 232.5 | 15.0 | -4.5 | 2.3 | 3.8 | -4.2 |
| Finished energy goods | ⁵ 20.140 | 139.1 | 151.4 | 151.7 | 19.1 | .2 | 4.0 | .4 | .7 |
| Finished goods less energy | ⁵ 79.860 | 156.9 | 157.4 | 157.9 | 1.5 | .3 | .1 | .1 | .5 |
| Finished consumer goods less energy | ⁵ 55.130 | 161.5 | 162.0 | 162.7 | 1.4 | .4 | .1 | 0 | .6 |
| Finished goods less foods and energy | ⁵ 59.588 | 158.3 | 158.8 | 158.8 | 1.9 | 0 | .1 | .3 | .2 |
| Finished consumer goods less foods and energy | ⁵ 34.858 | 166.5 | 167.0 | 166.9 | 1.9 | -.1 | .1 | .2 | .2 |
| Consumer nondurable goods less foods and energy | ⁵ 19.974 | 190.6 | 191.7 | 191.9 | 2.5 | .1 | .1 | .4 | .1 |
| Intermediate energy goods | ⁶ 21.301 | 160.5 | 167.5 | 169.5 | 19.1 | 1.2 | 2.8 | 1.0 | .4 |
| Intermediate materials less energy | ⁶ 78.699 | 158.7 | 161.5 | 162.7 | 6.9 | .7 | .4 | 1.1 | .8 |
| Intermediate materials less foods and energy | ⁶ 75.185 | 160.3 | 163.2 | 164.5 | 7.3 | .8 | .4 | 1.1 | .8 |
| Crude energy materials ³ | ⁸ 54.210 | 233.6 | 233.4 | 217.6 | 7.7 | -6.8 | 1.3 | 2.5 | -6.8 |
| Crude materials less energy | ⁸ 45.790 | 144.9 | 148.7 | 152.6 | 9.5 | 2.6 | 1.1 | 1.4 | 3.4 |
| Crude nonfood materials less energy ⁴ | ⁸ 17.762 | 224.0 | 249.5 | 251.7 | 33.2 | .9 | 4.7 | 6.2 | 1.7 |

¹ Comprehensive relative importance figures are initially computed after the publication of December indexes and are recalculated after final December indexes are available.

² The indexes for February 2006 have been recalculated to incorporate late reports and corrections by respondents. All indexes are subject to revision 4 months after original publication.

³ Includes crude petroleum.

⁴ Excludes crude petroleum.

⁵ Percent of total finished goods.

⁶ Percent of total intermediate materials.

⁷ Formerly titled "Crude materials for further processing, excluding crude foodstuffs and feedstuffs, plant and animal fibers, oilseeds, and leaf tobacco."

⁸ Percent of total crude materials.

Table 2. Producer price indexes and percent changes for selected commodity groupings by stage of processing

(1982=100 unless otherwise indicated)

| Grouping | Commodity code | Unadjusted index | | | Unadjusted percent change to June 2006 from: | | Seasonally adjusted percent change from: | | |
|--|----------------|------------------------|-----------------------|------------------------|--|------------------|--|-------------|------------------|
| | | Feb. 2006 ¹ | May 2006 ¹ | June 2006 ¹ | June 2005 | May 2006 | Mar. to Apr. | Apr. to May | May to June |
| Finished goods | | 158.0 | 161.2 | 161.7 | 4.9 | 0.3 | 0.9 | 0.2 | 0.5 |
| Finished consumer goods | | 163.0 | 167.2 | 167.8 | 5.8 | .4 | 1.2 | .2 | .6 |
| Finished consumer foods | | 153.8 | 154.3 | 156.4 | .6 | 1.4 | .1 | -5 | 1.4 |
| Fresh fruits and melons ² | 01-11 | 90.1 | 95.6 | 109.9 | 3.3 | 15.0 | 8.1 | -.8 | 15.0 |
| Fresh and dry vegetables ² | 01-13 | 136.2 | 143.4 | 132.6 | -7.6 | -7.5 | 18.1 | -14.0 | -7.5 |
| Eggs for fresh use (Dec. 1991=100) | 01-71-07 | 73.1 | 65.7 | 90.7 | 36.6 | 38.1 | 2.4 | -16.7 | 27.7 |
| Bakery products ² | 02-11 | 205.4 | 206.7 | 207.2 | 3.2 | .2 | -.1 | .7 | .2 |
| Milled rice ² | 02-13 | 128.9 | 130.3 | 130.9 | 9.9 | .5 | -.2 | -1.4 | .5 |
| Pasta products (June 1985=100) ² | 02-14-02 | 128.0 | 128.0 | 128.0 | -.5 | 0 | .1 | 0 | 0 |
| Beef and veal ² | 02-21-01 | 144.2 | 141.9 | 142.4 | -4.4 | .4 | -2.7 | 2.3 | .4 |
| Pork | 02-21-04 | 119.8 | 126.2 | 130.9 | -.5 | 3.7 | -3.9 | .9 | 3.9 |
| Processed young chickens | 02-22-03 | 113.3 | 108.0 | 120.6 | -13.0 | 11.7 | -4.1 | -.2 | 12.1 |
| Processed turkeys | 02-22-06 | 99.0 | 100.1 | 102.1 | .8 | 2.0 | 0 | 2.3 | 1.6 |
| Finfish and shellfish | 02-23 | 249.5 | 250.6 | 252.0 | 25.8 | .6 | 4.6 | -.6 | 1.0 |
| Dairy products | 02-3 | 149.3 | 143.3 | 144.1 | -5.6 | .6 | -2.5 | -.6 | .8 |
| Processed fruits and vegetables | 02-4 | 144.9 | 148.5 | 150.2 | 6.8 | 1.1 | 1.0 | 1.0 | 1.2 |
| Confectionery end products ² | 02-55 | 200.1 | 203.3 | 206.5 | .1 | 1.6 | .3 | .7 | 1.6 |
| Soft drinks | 02-62 | 162.9 | 163.6 | 165.3 | 4.0 | 1.0 | -.5 | 1.4 | .5 |
| Roasted coffee ² | 02-63-01 | 152.3 | 152.8 | 152.9 | -1.5 | .1 | -.1 | .1 | .1 |
| Shortening and cooking oils ² | 02-78 | 179.2 | 181.4 | 182.8 | 3.3 | .8 | 1.2 | -1.7 | .8 |
| Finished consumer goods excluding foods | | 166.2 | 171.8 | 171.9 | 7.9 | .1 | 1.5 | .4 | .4 |
| Alcoholic beverages | 02-61 | 160.4 | 160.4 | 160.7 | 1.6 | .2 | .8 | -.7 | .4 |
| Women's, girls', & infants' apparel (Dec. 2003=100) ² | 03-81-06 | 100.5 | 100.0 | 99.6 | -.6 | -.4 | -1.0 | .5 | -.4 |
| Men's and boys' apparel (Dec. 2003=100) ² | 03-81-07 | 97.6 | 97.4 | 97.4 | -1.7 | 0 | .1 | -.3 | 0 |
| Textile housefurnishings ² | 03-82 | 122.8 | 122.9 | 122.8 | -.5 | -.1 | .4 | -.1 | -.1 |
| Footwear ² | 04-3 | 148.7 | 148.9 | 148.9 | .4 | 0 | .1 | -.1 | 0 |
| Residential electric power (Dec. 1990=100) | 05-41 | 133.6 | 133.9 | 133.8 | 5.3 | -.1 | .6 | .1 | -2.8 |
| Residential gas (Dec. 1990=100) | 05-51 | 246.9 | 222.0 | 213.7 | 7.2 | -3.7 | -3.0 | -3.1 | -3.7 |
| Gasoline | 05-71 | 162.2 | 225.2 | 230.1 | 44.3 | 2.2 | 12.3 | 2.2 | 6.3 |
| Home heating oil and distillates | 05-73-02-01 | 183.3 | 222.3 | 229.0 | 32.2 | 3.0 | 13.7 | 2.6 | 6.5 |
| Pharmaceutical preparations (June 2001=100) ² | 06-38 | 123.1 | 125.6 | 126.0 | 7.1 | .3 | .1 | 1.9 | .3 |
| Soaps and synthetic detergents ² | 06-71 | 140.9 | 141.4 | 141.5 | 4.4 | .1 | .6 | 3.1 | .1 |
| Cosmetics and other toilet preparations ² | 06-75 | 144.3 | 144.4 | 144.5 | .7 | .1 | -.1 | .1 | .1 |
| Tires, tubes, tread, etc ² | 07-12 | 111.6 | 113.7 | 113.7 | 5.2 | 0 | .4 | 1.1 | 0 |
| Sanitary paper products ² | 09-15-01 | 160.4 | 161.3 | 161.1 | 4.3 | -.1 | -1.2 | .4 | -.1 |
| Newspaper circulation | 09-31-01 | 247.0 | 244.4 | 244.7 | 1.4 | .1 | .3 | .1 | .2 |
| Periodical circulation ² | 09-32-01 | 227.3 | 227.1 | 227.6 | .5 | .2 | -1.9 | .1 | .2 |
| Book publishing ² | 09-33 | 271.2 | 272.4 | 273.0 | 3.6 | .2 | .4 | 0 | .2 |
| Household furniture ² | 12-1 | 171.5 | 172.5 | 172.5 | 3.9 | 0 | .4 | .5 | 0 |
| Floor coverings ² | 12-3 | 154.8 | 153.9 | 152.9 | 4.9 | -.6 | .1 | 0 | -.6 |
| Household appliances ² | 12-4 | 104.2 | 104.3 | 104.3 | .8 | 0 | .1 | -.2 | 0 |
| Home electronic equipment ² | 12-5 | 62.0 | 61.8 | 60.9 | -3.5 | -1.5 | 0 | -.2 | -1.5 |
| Household glassware | 12-62 | 170.9 | 170.9 | 170.9 | -2.0 | 0 | .2 | -.1 | .2 |
| Household flatware ² | 12-64 | 148.8 | 148.8 | (³) | (³) | (³) | 0 | 0 | (³) |
| Lawn and garden equip., ex. tractors ² | 12-66 | 134.0 | 134.2 | 134.3 | .2 | .1 | .1 | .1 | .1 |
| Passenger cars | 14-11-01 | 130.2 | 128.6 | 127.8 | -2.1 | -.6 | -.8 | -.4 | .9 |
| Toys, games, and children's vehicles ² | 15-11 | 127.9 | 128.5 | 128.5 | 1.0 | 0 | .4 | -.1 | 0 |

See footnotes at end of table.

Table 2. Producer price indexes and percent changes for selected commodity groupings by stage of processing—Continued
(1982=100 unless otherwise indicated)

| Grouping | Commodity code | Unadjusted index | | | Unadjusted percent change to June 2006 from: | | Seasonally adjusted percent change from: | | |
|---|----------------|------------------------|-----------------------|------------------------|--|----------|--|-------------|-------------|
| | | Feb. 2006 ¹ | May 2006 ¹ | June 2006 ¹ | June 2005 | May 2006 | Mar. to Apr. | Apr. to May | May to June |
| Finished consumer goods excluding foods—Continued | | | | | | | | | |
| Sporting and athletic goods ² | 15-12 | 124.8 | 125.8 | 126.3 | 1.0 | 0.4 | 0.8 | 0.1 | 0.4 |
| Tobacco products ² | 15-2 | 460.8 | 458.8 | 459.5 | 0 | .2 | -.4 | 0 | .2 |
| Mobile homes ² | 15-5 | 204.7 | 211.6 | 213.1 | 6.0 | .7 | 1.5 | 1.0 | .7 |
| Jewelry, platinum, & karat gold ² | 15-94-02 | 146.7 | 155.8 | 150.6 | 9.8 | -3.3 | 1.6 | 4.3 | -3.3 |
| Costume jewelry and novelties ² | 15-94-04 | 153.6 | 153.6 | 154.0 | .3 | .3 | 0 | 0 | .3 |
| Capital equipment | | 146.2 | 146.7 | 146.8 | 1.8 | .1 | .2 | .3 | .3 |
| Agricultural machinery and equipment ² | 11-1 | 177.3 | 179.1 | 179.1 | 2.6 | 0 | -.1 | .7 | 0 |
| Construction machinery and equipment ² | 11-2 | 174.4 | 175.5 | 175.7 | 3.9 | .1 | -.3 | .2 | .1 |
| Metal cutting machine tools ² | 11-37 | 162.7 | 162.9 | 163.0 | 2.9 | .1 | .2 | -.1 | .1 |
| Metal forming machine tools ² | 11-38 | 182.2 | 183.8 | 183.4 | 2.6 | -.2 | 0 | .5 | -.2 |
| Tools, dies, jigs, fixtures, and ind. molds ² | 11-39 | 143.3 | 143.3 | 143.4 | .7 | .1 | .2 | 0 | .1 |
| Pumps, compressors, and equipment | 11-41 | 183.7 | 184.9 | 185.3 | 3.9 | .2 | -.4 | .7 | .2 |
| Industrial material handling equipment ² | 11-44 | 153.2 | 154.8 | 155.7 | 3.2 | .6 | .5 | 0 | .6 |
| Electronic computers (Dec. 2004=100) ² | 11-51 | 73.8 | 68.2 | 66.0 | -22.7 | -3.2 | -3.7 | -.6 | -3.2 |
| Textile machinery ² | 11-62 | 162.4 | 163.3 | 163.0 | 1.7 | -.2 | 0 | .4 | -.2 |
| Paper industries machinery (June 1982=100) ² | 11-64 | 180.4 | 181.9 | 180.3 | .8 | -.9 | .7 | .1 | -.9 |
| Printing trades machinery ² | 11-65 | 144.9 | 145.8 | 145.7 | 1.0 | -.1 | -.1 | .5 | -.1 |
| Transformers and power regulators ² | 11-74 | 159.5 | 163.4 | 167.9 | 11.8 | 2.8 | .9 | .1 | 2.8 |
| Communication & related equip. (Dec. 1985=100) ² | 11-76 | 102.3 | 102.8 | 102.7 | .1 | -.1 | .2 | .4 | -.1 |
| X-ray and electromedical equipment ² | 11-79-05 | 95.0 | 94.6 | 95.2 | -.5 | .6 | .3 | -.2 | .6 |
| Oil field and gas field machinery | 11-91 | 166.2 | 170.8 | 171.8 | 10.2 | .6 | -.8 | 2.0 | .9 |
| Mining machinery and equipment ² | 11-92 | 181.2 | 184.0 | 185.4 | 5.3 | .8 | -.9 | .1 | .8 |
| Office and store machines and equipment ² | 11-93 | 114.6 | 114.7 | 115.1 | -.3 | .3 | 0 | 0 | .3 |
| Commercial furniture ² | 12-2 | 175.0 | 176.7 | 176.6 | 2.1 | -.1 | .1 | .6 | -.1 |
| Light motor trucks | 14-11-05 | 147.3 | 144.9 | 143.9 | -.2 | -.7 | 0 | .1 | .4 |
| Heavy motor trucks ² | 14-11-06 | 166.1 | 168.6 | 168.8 | 4.6 | .1 | -.2 | 1.4 | .1 |
| Truck trailers ² | 14-14 | 161.0 | 163.3 | 164.2 | 4.9 | .6 | 1.1 | .5 | .6 |
| Civilian aircraft (Dec. 1985=100) | 14-21-02 | 208.5 | 211.5 | 212.3 | 5.2 | .4 | 1.7 | .2 | .3 |
| Ships (Dec. 1985=100) ² | 14-31 | 180.0 | 181.2 | 181.8 | 3.7 | .3 | -.6 | .5 | .3 |
| Railroad equipment ² | 14-4 | 165.5 | 169.5 | 171.4 | 6.3 | 1.1 | .7 | .2 | 1.1 |
| Intermediate materials, supplies, and components | | 160.7 | 164.4 | 165.8 | 9.3 | .9 | .9 | 1.1 | .7 |
| Intermediate foods and feeds | | 133.6 | 132.9 | 134.1 | -.5 | .9 | -.7 | -.2 | 1.0 |
| Flour ² | 02-12-03 | 137.5 | 146.0 | 148.4 | 10.7 | 1.6 | 5.0 | 2.0 | 1.6 |
| Refined sugar and byproducts ² | 02-53 | 148.0 | 153.6 | 154.3 | 26.1 | .5 | 3.5 | -.6 | .5 |
| Confectionery materials | 02-54 | 132.3 | 135.2 | 135.8 | 8.6 | .4 | 4.1 | -1.0 | .6 |
| Soft drink beverage bases (Dec. 1985=100) ² | 02-64-01-11 | 186.6 | 189.0 | 189.0 | 4.7 | 0 | 0 | 4.1 | 0 |
| Prepared animal feeds ² | 02-9 | 117.6 | 116.3 | 116.3 | -2.2 | 0 | -.8 | -.5 | 0 |
| Intermediate materials less foods and feeds | | 162.1 | 165.9 | 167.3 | 9.6 | .8 | .9 | 1.1 | .7 |
| Synthetic fibers ² | 03-1 | 114.8 | 114.2 | 116.0 | 2.8 | 1.6 | -1.5 | .5 | 1.6 |
| Processed yarns and threads ² | 03-2 | 113.0 | 113.7 | 113.6 | 1.5 | -.1 | -.6 | .2 | -.1 |
| Gray fabrics ² | 03-3 | 119.9 | 120.6 | 120.8 | 5.5 | .2 | -.2 | 1.0 | .2 |
| Finished fabrics ² | 03-4 | 126.3 | 127.2 | 126.9 | 2.4 | -.2 | .1 | .6 | -.2 |
| Industrial textile products ² | 03-83-03 | 136.4 | 137.4 | 137.4 | 2.5 | 0 | .4 | .1 | 0 |
| Leather ² | 04-2 | 219.3 | 225.4 | 225.9 | 2.5 | .2 | 1.1 | .7 | .2 |
| Liquefied petroleum gas ² | 05-32 | 245.0 | 270.8 | 275.8 | 30.8 | 1.8 | 11.2 | 5.1 | 1.8 |
| Commercial electric power | 05-42 | 157.8 | 158.3 | 167.4 | 8.5 | 5.7 | .6 | -.8 | .3 |
| Industrial electric power | 05-43 | 168.6 | 169.6 | 179.0 | 12.1 | 5.5 | 1.7 | -.8 | .9 |
| Commercial natural gas (Dec. 1990=100) | 05-52 | 266.0 | 234.1 | 223.2 | 6.0 | -4.7 | -4.3 | -2.1 | -4.4 |
| Industrial natural gas (Dec. 1990=100) | 05-53 | 273.3 | 241.6 | 225.5 | 3.0 | -6.7 | -4.3 | -.6 | -7.3 |
| Natural gas to electric utilities (Dec. 1990=100) | 05-54 | 213.1 | 187.8 | 180.3 | 1.5 | -4.0 | -3.9 | 1.2 | -4.9 |

See footnotes at end of table.

Table 2. Producer price indexes and percent changes for selected commodity groupings by stage of processing—Continued
(1982=100 unless otherwise indicated)

| Grouping | Commodity code | Unadjusted index | | | Unadjusted percent change to June 2006 from: | | Seasonally adjusted percent change from: | | |
|---|----------------|------------------------|-----------------------|------------------------|--|----------|--|-------------|-------------|
| | | Feb. 2006 ¹ | May 2006 ¹ | June 2006 ¹ | June 2005 | May 2006 | Mar. to Apr. | Apr. to May | May to June |
| Intermediate materials less foods and feeds—Continued | | | | | | | | | |
| Jet fuels | 05-72-03 | 185.5 | 218.8 | 219.8 | 46.0 | 0.5 | 18.1 | 1.6 | 2.8 |
| No. 2 Diesel fuel | 05-73-03 | 196.2 | 239.6 | 248.9 | 33.0 | 3.9 | 10.6 | 4.7 | 5.4 |
| Residual fuels ² | 05-74 | 181.6 | 162.2 | 174.1 | 20.8 | 7.3 | -17.4 | 10.3 | 7.3 |
| Industrial chemicals ² | 06-1 | 206.1 | 212.3 | 217.5 | 22.3 | 2.4 | 1.5 | 1.9 | 2.4 |
| Prepared paint | 06-21 | 196.7 | 202.3 | 202.0 | 7.4 | -1 | -2 | .5 | -1 |
| Paint materials ² | 06-22 | 199.7 | 196.5 | 196.4 | 4.1 | -1 | 2.1 | -2.7 | -1 |
| Medicinal and botanical chemicals ² | 06-31 | 139.2 | 137.3 | 137.3 | 1.0 | 0 | -1.3 | -1 | 0 |
| Fats and oils, inedible ² | 06-4 | 146.6 | 146.3 | 145.1 | -2.8 | -8 | -3.9 | 4.5 | -8 |
| Mixed fertilizers | 06-51 | 145.5 | 145.1 | 143.9 | 6.1 | -8 | 1.3 | -1 | .3 |
| Nitrogenates | 06-52-01 | 227.6 | 205.9 | 202.9 | 5.0 | -1.5 | -7 | -1.2 | .6 |
| Phosphates ² | 06-52-02 | 132.0 | 134.9 | 134.2 | 4.2 | -5 | -1.1 | 2.6 | -5 |
| Other agricultural chemicals ² | 06-53 | 153.3 | 157.3 | 154.6 | 2.9 | -1.7 | .5 | 4.0 | -1.7 |
| Plastic resins and materials ² | 06-6 | 200.0 | 196.5 | 199.0 | 6.8 | 1.3 | -2.0 | -1.2 | 1.3 |
| Synthetic rubber ² | 07-11-02 | 161.8 | 160.4 | 159.8 | 6.3 | -4 | -1.7 | .2 | -4 |
| Plastic construction products ² | 07-21 | 183.4 | 182.4 | 182.2 | 19.2 | -1 | -1.0 | 0 | -1 |
| Unsupported plastic film, sheet, & other shapes ² | 07-22 | 177.1 | 175.8 | 172.3 | 5.1 | -2.0 | -3.3 | .3 | -2.0 |
| Plastic parts and components for manufacturing ² | 07-26 | 127.8 | 128.0 | 128.5 | 8.5 | .4 | .1 | .1 | .4 |
| Softwood lumber ² | 08-11 | 207.6 | 208.4 | 194.3 | -7.3 | -6.8 | -1.8 | 2.7 | -6.8 |
| Hardwood lumber ² | 08-12 | 195.3 | 196.4 | 196.5 | .5 | .1 | .4 | .9 | .1 |
| Millwork | 08-2 | 201.4 | 202.0 | 202.4 | 2.8 | .2 | -2 | .1 | .1 |
| Plywood ² | 08-3 | 179.6 | 176.6 | 172.8 | -7.2 | -2.2 | 1.2 | -3.3 | -2.2 |
| Woodpulp ² | 09-11 | 141.1 | 141.3 | 143.7 | 3.5 | 1.7 | 1.2 | -.3 | 1.7 |
| Paper ² | 09-13 | 164.2 | 166.1 | 167.4 | 4.4 | .8 | .4 | .1 | .8 |
| Paperboard ² | 09-14 | 184.0 | 194.6 | 196.5 | 11.3 | 1.0 | .3 | 5.3 | 1.0 |
| Paper boxes and containers ² | 09-15-03 | 186.1 | 191.0 | 196.6 | 6.7 | 2.9 | .2 | .3 | 2.9 |
| Building paper and board ² | 09-2 | 179.7 | 188.1 | 178.9 | -3.8 | -4.9 | 2.4 | 1.7 | -4.9 |
| Commercial printing (June 1982=100) ² | 09-37 | 164.2 | 164.5 | 164.9 | 2.4 | .2 | .1 | -.2 | .2 |
| Foundry and forge shop products ² | 10-15 | 160.1 | 162.3 | 163.4 | 4.3 | .7 | .1 | .7 | .7 |
| Steel mill products ² | 10-17 | 163.5 | 167.2 | 174.1 | 11.5 | 4.1 | .9 | 2.8 | 4.1 |
| Primary nonferrous metals ² | 10-22 | 202.3 | 234.2 | 226.1 | 50.9 | -3.5 | 5.9 | 10.1 | -3.5 |
| Aluminum mill shapes ² | 10-25-01 | 173.5 | 183.9 | 188.4 | 17.1 | 2.4 | 1.7 | 3.1 | 2.4 |
| Copper and brass mill shapes ² | 10-25-02 | 296.8 | 414.5 | 413.9 | 81.5 | -1 | 13.1 | 22.6 | -1 |
| Nonferrous wire and cable ² | 10-26 | 194.9 | 238.5 | 238.3 | 45.2 | -1 | 5.7 | 16.6 | -1 |
| Metal containers ² | 10-3 | 125.8 | 127.0 | 127.2 | 1.5 | .2 | -1.0 | .5 | .2 |
| Hardware ² | 10-4 | 171.1 | 172.2 | 173.3 | 3.6 | .6 | .2 | 0 | .6 |
| Plumbing fixtures and brass fittings | 10-5 | 201.1 | 203.6 | 203.4 | 3.1 | -1 | .9 | .3 | -2 |
| Heating equipment ² | 10-6 | 183.2 | 183.6 | 184.2 | 2.3 | .3 | .2 | .2 | .3 |
| Fabricated structural metal products ² | 10-7 | 178.1 | 179.9 | 181.8 | 3.9 | 1.1 | .2 | .6 | 1.1 |
| Fabricated ferrous wire products (June 1982=100) ² | 10-88 | 161.1 | 161.4 | 160.9 | 3.1 | -.3 | -.1 | .6 | -.3 |
| Other misc. metal products ² | 10-89 | 139.0 | 140.2 | 141.0 | 3.2 | .6 | .7 | .1 | .6 |
| Mechanical power transmission equipment | 11-45 | 194.7 | 195.5 | 195.5 | 3.5 | 0 | -.1 | .4 | .1 |
| Air conditioning and refrigeration equipment ² | 11-48 | 147.1 | 147.9 | 150.2 | 2.4 | 1.6 | -.2 | 0 | 1.6 |
| Metal valves, ex. fluid power (Dec. 1982=100) | 11-49-02 | 198.5 | 201.0 | 209.5 | 10.1 | 4.2 | .3 | .7 | 4.1 |
| Ball and roller bearings ² | 11-49-05 | 192.0 | 191.7 | 191.9 | 2.2 | .1 | .1 | 0 | .1 |
| Wiring devices ² | 11-71 | 185.5 | 186.3 | 188.9 | 7.6 | 1.4 | -.1 | -.7 | 1.4 |
| Motors, generators, motor generator sets | 11-73 | 161.1 | 162.8 | 164.3 | 4.6 | .9 | 1.0 | .2 | 1.0 |
| Switchgear, switchboard, etc., equipment | 11-75 | 175.5 | 176.5 | 177.0 | 3.9 | .3 | .3 | .1 | 0 |
| Electronic components and accessories ² | 11-78 | 84.8 | 86.0 | 88.7 | 2.0 | 3.1 | .8 | .4 | 3.1 |
| Internal combustion engines ² | 11-94 | 152.0 | 151.8 | 152.1 | 3.3 | -.2 | -.4 | 0 | .2 |
| Machine shop products ² | 11-95 | 152.2 | 152.6 | 153.1 | 1.3 | .3 | .1 | .1 | .3 |
| Flat glass ² | 13-11 | 112.2 | 113.1 | 113.4 | 2.4 | .3 | -.4 | .2 | .3 |
| Cement | 13-22 | 193.7 | 199.1 | 198.9 | 14.4 | -.1 | 1.0 | .2 | 0 |
| Concrete products | 13-3 | 192.1 | 194.5 | 194.7 | 11.2 | .1 | 1.2 | .6 | .2 |
| Asphalt felts and coatings | 13-6 | 141.0 | 143.6 | 143.4 | 10.6 | -.1 | -.8 | -.6 | 1.1 |

See footnotes at end of table.

Table 2. Producer price indexes and percent changes for selected commodity groupings by stage of processing—Continued
(1982=100 unless otherwise indicated)

| Grouping | Commodity code | Unadjusted index | | | Unadjusted percent change to June 2006 from: | | Seasonally adjusted percent change from: | | |
|--|----------------|------------------------|-----------------------|------------------------|--|----------|--|-------------|-------------|
| | | Feb. 2006 ¹ | May 2006 ¹ | June 2006 ¹ | June 2005 | May 2006 | Mar. to Apr. | Apr. to May | May to June |
| Intermediate materials less foods and feeds—Continued | | | | | | | | | |
| Gypsum products ² | 13-7 | 266.0 | 278.8 | 277.0 | 23.3 | -0.6 | 0.6 | 3.7 | -0.6 |
| Glass containers | 13-8 | 151.0 | 152.8 | 152.6 | 4.6 | -.1 | 0 | 1.7 | 0 |
| Motor vehicle parts ² | 14-12 | 114.6 | 116.5 | 116.7 | 3.5 | .2 | 1.0 | .3 | .2 |
| Aircraft engines & engine parts (Dec. 1985=100) | 14-23 | 170.3 | 171.8 | 171.9 | 3.6 | .1 | .9 | .2 | .3 |
| Aircraft parts & aux.equip.,nec (June 1985=100) ² | 14-25 | 157.6 | 156.1 | 155.7 | .6 | -.3 | 2.6 | .1 | -.3 |
| Photographic supplies ² | 15-42 | 121.6 | 121.6 | 121.6 | .6 | 0 | .2 | 0 | 0 |
| Medical/surgical/personal aid devices | 15-6 | 160.4 | 162.2 | 161.3 | 1.4 | -.6 | 0 | 1.0 | -.6 |
| Crude materials for further processing | | 182.9 | 185.2 | 181.3 | 8.6 | -2.1 | 1.2 | 2.0 | -1.7 |
| Crude foodstuffs and feedstuffs | | 116.6 | 112.7 | 117.2 | -3.9 | 4.0 | -1.4 | -2.3 | 4.8 |
| Wheat ² | 01-21 | 107.8 | 116.8 | 115.7 | 15.5 | -.9 | 6.6 | 1.4 | -.9 |
| Corn ² | 01-22-02 | 79.2 | 89.3 | 88.2 | 9.4 | -1.2 | 9.8 | .4 | -1.2 |
| Slaughter cattle ² | 01-31 | 131.6 | 117.8 | 120.7 | -5.8 | 2.5 | -3.3 | -5.2 | 2.5 |
| Slaughter hogs | 01-32 | 70.0 | 78.1 | 88.7 | 9.0 | 13.6 | -6.4 | 1.4 | 20.3 |
| Slaughter broilers/fryers ² | 01-41-02 | 151.3 | 137.2 | 157.3 | -15.7 | 14.7 | -5.4 | .4 | 14.7 |
| Slaughter turkeys | 01-42 | 115.3 | 125.9 | 133.6 | 7.1 | 6.1 | .2 | 2.2 | 3.4 |
| Fluid milk | 01-6 | 101.0 | 89.8 | 90.6 | -16.6 | -.9 | -6.4 | -1.6 | 1.7 |
| Soybeans ² | 01-83-01-31 | 96.7 | 98.1 | 96.7 | -16.6 | -1.4 | -2.9 | 5.9 | -1.4 |
| Cane sugar, raw (Dec. 2003=100) ² | 02-52-01-03 | 126.6 | 128.0 | 128.7 | 8.8 | .5 | 3.0 | 1.6 | .5 |
| Crude nonfood materials | | 229.3 | 236.6 | 226.2 | 14.8 | -4.4 | 2.3 | 3.6 | -4.2 |
| Raw cotton ² | 01-51 | 81.6 | 78.6 | 78.1 | 5.4 | -.6 | 9.3 | -13.0 | -.6 |
| Hides and skins ² | 04-1 | 188.0 | 196.0 | 200.1 | 4.7 | 2.1 | 1.4 | 1.2 | 2.1 |
| Coal ² | 05-1 | 125.4 | 127.3 | 127.3 | 10.1 | 0 | 1.0 | -2.2 | 0 |
| Natural gas ² | 05-31 | 317.6 | 274.7 | 245.0 | -6.0 | -10.8 | -5.5 | 2.3 | -10.8 |
| Crude petroleum ² | 05-61 | 160.2 | 192.7 | 185.5 | 25.7 | -3.7 | 10.3 | 3.8 | -3.7 |
| Logs, timber, etc ² | 08-5 | 198.1 | 197.9 | 197.8 | .9 | -.1 | -.3 | .3 | -.1 |
| Wastepaper | 09-12 | 212.5 | 223.1 | 226.7 | -2.5 | 1.6 | 2.6 | 1.5 | -.6 |
| Iron ore ² | 10-11 | 125.9 | 135.6 | 135.6 | 17.4 | 0 | 2.0 | 0 | 0 |
| Iron and steel scrap | 10-12 | 321.6 | 357.7 | 369.1 | 73.7 | 3.2 | 5.9 | 6.8 | 6.2 |
| Nonferrous metal ores (Dec. 1983=100) ² | 10-21 | 173.7 | 206.5 | 211.2 | 39.9 | 2.3 | 7.1 | 11.8 | 2.3 |
| Copper base scrap ² | 10-23-01 | 346.8 | 473.9 | 473.1 | 86.1 | -.2 | 11.3 | 19.3 | -.2 |
| Aluminum base scrap | 10-23-02 | 268.7 | 310.2 | 290.5 | 44.1 | -6.4 | 5.7 | 11.5 | -4.4 |
| Construction sand, gravel, and crushed stone | 13-21 | 207.9 | 211.7 | 211.4 | 8.0 | -.1 | .4 | .5 | -.1 |
| Industrial sand | 13-99-01 | 182.3 | 182.6 | 183.0 | 5.4 | .2 | -.1 | .4 | .9 |

¹ The indexes for February 2006 have been recalculated to incorporate late reports and corrections by respondents. All indexes are subject to revision 4 months after original publication.

² Not seasonally adjusted.

³ Not available.

Table 3. Producer price indexes for selected stage-of-processing groupings, seasonally adjusted

(1982=100)

| Year and month | Index | | | | | | | | | |
|----------------|----------------|-------------------------|---|-------------------|------------------------|------------------------------|--|-----------------|---------------------------------|-------------------------|
| | Finished goods | Finished consumer foods | Finished consumer goods excluding foods | Capital equipment | Intermediate materials | Intermediate foods and feeds | Intermediate materials excluding foods | Crude materials | Crude foodstuffs and feedstuffs | Crude nonfood materials |
| 2002: | | | | | | | | | | |
| January..... | 137.7 | 141.5 | 135.8 | 139.4 | 125.6 | 114.1 | 126.3 | 99.8 | 101.5 | 95.1 |
| February..... | 138.0 | 142.6 | 135.9 | 139.5 | 125.4 | 114.1 | 126.1 | 98.4 | 103.1 | 91.3 |
| March..... | 138.9 | 143.7 | 137.2 | 139.5 | 126.3 | 114.6 | 126.9 | 103.8 | 103.3 | 100.7 |
| April..... | 139.0 | 139.4 | 139.1 | 139.3 | 127.3 | 113.8 | 128.1 | 108.2 | 96.7 | 113.7 |
| May..... | 138.4 | 139.1 | 138.3 | 139.2 | 127.0 | 112.7 | 127.8 | 109.2 | 96.8 | 115.4 |
| June..... | 138.8 | 139.6 | 138.6 | 139.3 | 127.3 | 114.0 | 128.0 | 105.2 | 95.9 | 109.2 |
| July..... | 138.6 | 139.5 | 138.6 | 138.9 | 127.7 | 115.4 | 128.4 | 106.4 | 97.3 | 110.1 |
| August..... | 138.7 | 138.9 | 139.0 | 138.7 | 128.1 | 116.3 | 128.8 | 108.2 | 98.8 | 112.0 |
| September..... | 139.0 | 138.4 | 139.7 | 139.1 | 128.9 | 117.6 | 129.6 | 110.7 | 100.1 | 115.4 |
| October..... | 139.9 | 138.9 | 141.2 | 139.1 | 129.8 | 117.2 | 130.5 | 112.6 | 99.5 | 119.2 |
| November..... | 139.9 | 139.4 | 141.1 | 139.0 | 129.9 | 117.9 | 130.6 | 116.6 | 100.4 | 125.7 |
| December..... | 139.7 | 139.9 | 140.5 | 138.8 | 129.9 | 119.3 | 130.5 | 118.9 | 101.7 | 128.6 |
| 2003: | | | | | | | | | | |
| January..... | 141.1 | 142.3 | 142.2 | 139.0 | 131.3 | 120.9 | 131.9 | 128.1 | 107.2 | 140.5 |
| February..... | 142.6 | 142.5 | 145.0 | 139.0 | 133.7 | 121.7 | 134.4 | 134.3 | 107.1 | 151.6 |
| March..... | 144.2 | 143.0 | 147.5 | 139.8 | 136.3 | 121.3 | 137.1 | 152.2 | 106.1 | 184.0 |
| April..... | 142.2 | 144.2 | 143.6 | 139.1 | 133.1 | 121.3 | 133.8 | 127.9 | 107.2 | 140.2 |
| May..... | 141.9 | 144.3 | 142.8 | 139.1 | 132.5 | 122.5 | 133.0 | 130.0 | 109.3 | 142.2 |
| June..... | 142.7 | 145.0 | 144.1 | 139.3 | 133.1 | 124.8 | 133.6 | 136.0 | 109.2 | 152.8 |
| July..... | 142.8 | 144.6 | 144.4 | 139.4 | 133.3 | 123.8 | 133.9 | 132.3 | 106.9 | 148.2 |
| August..... | 143.6 | 146.0 | 145.2 | 139.8 | 133.9 | 124.5 | 134.5 | 130.8 | 110.5 | 142.6 |
| September..... | 143.9 | 147.8 | 145.0 | 139.7 | 133.8 | 128.1 | 134.2 | 134.6 | 118.6 | 142.9 |
| October..... | 144.6 | 150.8 | 145.1 | 140.0 | 134.1 | 131.7 | 134.4 | 138.0 | 127.8 | 141.4 |
| November..... | 144.7 | 150.3 | 145.4 | 140.0 | 134.3 | 135.3 | 134.4 | 137.5 | 126.5 | 141.7 |
| December..... | 145.2 | 150.6 | 146.3 | 139.9 | 135.1 | 134.7 | 135.2 | 142.0 | 126.2 | 149.9 |
| 2004: | | | | | | | | | | |
| January..... | 145.7 | 148.5 | 147.9 | 140.1 | 136.4 | 132.9 | 136.7 | 148.6 | 118.8 | 167.4 |
| February..... | 145.6 | 148.6 | 147.8 | 139.9 | 137.5 | 134.1 | 137.8 | 150.2 | 122.9 | 167.0 |
| March..... | 146.3 | 150.9 | 148.0 | 140.4 | 138.4 | 137.3 | 138.6 | 152.8 | 132.0 | 164.3 |
| April..... | 147.4 | 152.9 | 149.1 | 140.6 | 140.2 | 143.2 | 140.2 | 155.6 | 135.8 | 166.1 |
| May..... | 148.6 | 155.0 | 150.5 | 140.9 | 142.0 | 147.2 | 141.9 | 160.7 | 138.8 | 172.8 |
| June..... | 148.5 | 154.6 | 150.2 | 141.5 | 142.5 | 144.4 | 142.5 | 162.6 | 136.2 | 178.2 |
| July..... | 148.4 | 151.9 | 151.1 | 141.3 | 143.2 | 141.5 | 143.4 | 162.2 | 130.0 | 182.5 |
| August..... | 148.5 | 151.8 | 151.1 | 141.8 | 144.6 | 135.8 | 145.1 | 161.6 | 123.7 | 186.4 |
| September..... | 148.6 | 152.4 | 150.9 | 142.1 | 144.8 | 134.1 | 145.4 | 154.3 | 121.7 | 175.1 |
| October..... | 150.8 | 154.7 | 154.0 | 142.5 | 146.3 | 131.8 | 147.1 | 160.6 | 119.8 | 187.7 |
| November..... | 152.2 | 155.1 | 156.3 | 142.9 | 147.6 | 131.3 | 148.5 | 172.1 | 120.9 | 207.1 |
| December..... | 151.5 | 155.3 | 154.7 | 143.3 | 147.5 | 131.6 | 148.4 | 166.8 | 123.3 | 195.8 |
| 2005: | | | | | | | | | | |
| January..... | 151.7 | 154.8 | 155.1 | 143.7 | 148.3 | 132.8 | 149.1 | 163.9 | 125.8 | 188.7 |
| February..... | 152.4 | 155.7 | 156.1 | 143.7 | 149.2 | 132.3 | 150.0 | 162.7 | 122.3 | 189.4 |
| March..... | 153.6 | 156.7 | 157.7 | 144.1 | 150.6 | 133.6 | 151.5 | 170.3 | 128.1 | 198.2 |
| April..... | 154.4 | 156.5 | 159.1 | 144.4 | 151.6 | 133.5 | 152.5 | 174.9 | 125.3 | 208.5 |
| May..... | 154.1 | 156.2 | 158.5 | 144.8 | 151.1 | 134.4 | 151.9 | 169.5 | 123.8 | 200.1 |
| June..... | 154.2 | 155.1 | 159.3 | 144.6 | 151.4 | 134.3 | 152.3 | 166.6 | 120.8 | 197.4 |
| July..... | 155.4 | 154.0 | 161.7 | 145.0 | 152.9 | 134.0 | 153.9 | 175.1 | 120.1 | 213.0 |
| August..... | 156.2 | 153.7 | 163.5 | 145.0 | 153.7 | 133.9 | 154.8 | 181.3 | 118.7 | 225.0 |
| September..... | 158.4 | 155.6 | 166.8 | 145.3 | 157.3 | 133.8 | 158.5 | 200.3 | 120.7 | 256.7 |
| October..... | 159.6 | 155.7 | 169.1 | 145.0 | 162.0 | 134.3 | 163.3 | 211.7 | 120.6 | 276.9 |
| November..... | 158.8 | 156.7 | 167.2 | 145.0 | 159.9 | 134.3 | 161.2 | 208.8 | 121.8 | 271.0 |
| December..... | 159.9 | 157.9 | 168.8 | 145.0 | 160.3 | 134.7 | 161.5 | 201.4 | 124.9 | 255.5 |
| 2006: | | | | | | | | | | |
| January..... | 160.3 | 157.6 | 169.4 | 145.5 | 161.9 | 135.7 | 163.2 | 199.8 | 121.0 | 255.7 |
| February..... | 158.4 | 154.1 | 166.9 | 146.0 | 161.1 | 134.2 | 162.4 | 183.0 | 117.4 | 228.9 |
| March..... | 159.0 | 154.4 | 167.9 | 146.1 | 161.2 | 133.6 | 162.6 | 178.6 | 114.8 | 223.1 |
| April..... | 160.5 | 154.6 | 170.5 | 146.4 | 162.6 | 132.7 | 164.1 | 180.7 | 113.2 | 228.3 |
| May..... | 160.8 | 153.9 | 171.1 | 146.8 | 164.4 | 132.4 | 165.9 | 184.3 | 110.6 | 236.6 |
| June..... | 161.6 | 156.1 | 171.7 | 147.2 | 165.5 | 133.7 | 167.1 | 181.1 | 115.9 | 226.7 |

NOTE: All seasonally adjusted indexes are subject to change up to 5 years after original publication due to the recalculation of seasonal factors each January. The indexes for

February 2006 have been recalculated to incorporate late reports and corrections by respondents.

Table 4. Producer price indexes for the net output of selected industries and industry groups, not seasonally adjusted

| Industry ¹ | Industry code | Index base | Index | | | Percent change to June 2006 from: | |
|---|---------------|------------|------------------------|-----------------------|------------------------|-----------------------------------|----------|
| | | | Feb. 2006 ² | May 2006 ² | June 2006 ² | June 2005 | May 2006 |
| Total mining industries | | 12/84 | 207.4 | 212.0 | 202.7 | 13.8 | -4.4 |
| Oil and gas extraction | 211 | 12/85 | 259.2 | 259.0 | 242.1 | 9.0 | -6.5 |
| Mining (except oil & gas) | 212 | 12/03 | 137.4 | 146.1 | 146.5 | 15.4 | .3 |
| Mining support activities | 213 | 12/03 | 163.4 | 174.5 | 173.8 | 34.6 | -4 |
| Total manufacturing industries | | 12/84 | 153.5 | 158.5 | 159.5 | 6.6 | .6 |
| Food mfg | 311 | 12/84 | 145.1 | 144.8 | 146.6 | .1 | 1.2 |
| Beverage & tobacco mfg | 312 | 12/03 | 106.4 | 106.5 | 106.9 | 2.0 | .4 |
| Textile mills | 313 | 12/03 | 106.1 | 106.6 | 106.4 | 2.9 | -2 |
| Textile product mills | 314 | 12/03 | 108.2 | 108.4 | 107.9 | 2.7 | -5 |
| Apparel manufacturing | 315 | 12/03 | 100.2 | 100.2 | 100.1 | .1 | -1 |
| Leather & allied product mfg | 316 | 12/84 | 145.6 | 146.7 | 146.6 | 1.5 | -1 |
| Wood products manufacturing | 321 | 12/03 | 109.8 | 111.4 | 109.8 | .3 | -1.4 |
| Paper manufacturing | 322 | 12/03 | 109.5 | 111.8 | 113.2 | 5.6 | 1.3 |
| Printing and related support activities | 323 | 12/03 | 104.8 | 105.4 | 105.6 | 2.6 | .2 |
| Petroleum and coal products mfg | 324 | 12/84 | 205.9 | 259.9 | 267.8 | 41.2 | 3.0 |
| Chemical mfg | 325 | 12/84 | 196.2 | 196.7 | 197.4 | 6.5 | .4 |
| Plastics and rubber products mfg | 326 | 12/84 | 149.1 | 149.6 | 148.7 | 6.1 | -6 |
| Nonmetallic mineral product mfg | 327 | 12/84 | 161.2 | 163.4 | 163.5 | 8.1 | .1 |
| Primary metal mfg | 331 | 12/84 | 165.6 | 176.9 | 181.3 | 18.0 | 2.5 |
| Fabricated metal product mfg | 332 | 12/84 | 152.5 | 154.1 | 155.3 | 3.9 | .8 |
| Machinery mfg | 333 | 12/03 | 107.6 | 108.3 | 108.7 | 2.9 | .4 |
| Computer & electronic product mfg | 334 | 12/03 | 96.5 | 96.7 | 96.6 | -1.0 | -1 |
| Electrical equip, appliance & component mfg | 335 | 12/03 | 112.3 | 116.3 | 116.5 | 8.4 | .2 |
| Transportation equipment mfg | 336 | 12/03 | 103.2 | 103.2 | 103.2 | 1.5 | 0 |
| Furniture & related product mfg | 337 | 12/84 | 161.3 | 162.3 | 162.5 | 3.0 | .1 |
| Miscellaneous mfg | 339 | 12/03 | 103.9 | 105.0 | 104.6 | 1.7 | -4 |
| Wholesale trade industries | | | | | | | |
| Merchant wholesalers, durable goods | 423 | 06/04 | 104.3 | 106.7 | 107.3 | 5.8 | .6 |
| Merchant wholesalers, nondurable goods | 424 | 06/05 | 102.8 | 104.9 | 109.2 | 9.2 | 4.1 |
| Wholesale trade agents and brokers | 425 | 06/05 | 101.9 | 102.2 | 102.2 | 2.2 | 0 |
| Retail trade industries | | | | | | | |
| Motor vehicle and parts dealers | 441 | 12/03 | 109.6 | 113.5 | 114.8 | 7.4 | 1.1 |
| Furniture and home furnishings stores | 442 | 12/03 | 115.1 | 117.9 | 116.7 | 4.9 | -1.0 |
| Electronics and appliance stores | 443 | 12/03 | 97.0 | 97.8 | 99.1 | -.3 | 1.3 |
| Bldg material and garden equip and supp dealers | 444 | 12/03 | 116.1 | 115.6 | 120.5 | 12.1 | 4.2 |
| Food and beverage stores | 445 | 12/99 | 132.3 | 134.6 | 135.6 | 3.2 | .7 |
| Health and personal care stores | 446 | 12/03 | 114.1 | 118.6 | 119.0 | 10.6 | .3 |
| Gasoline stations | 447 | 06/01 | 58.3 | 49.8 | 44.4 | 11.0 | -10.8 |
| Clothing and clothing accessories stores | 448 | 12/03 | 103.2 | 107.0 | 105.8 | 1.9 | -1.1 |
| Sporting goods hobby, book and music stores | 451 | 12/03 | 97.6 | 97.6 | 97.6 | 2.4 | 0 |
| General merchandise stores | 452 | 12/03 | 105.7 | 113.1 | 99.7 | .5 | -11.8 |
| Nonstore retailers | 454 | 12/03 | 120.4 | 117.8 | 112.5 | -6.4 | -4.5 |
| Transportation and warehousing | | | | | | | |
| Air transportation | 481 | 12/92 | 180.1 | 182.1 | 185.6 | 7.5 | 1.9 |
| Rail transportation | 482 | 12/96 | 131.2 | 135.1 | 137.0 | 9.8 | 1.4 |
| Water transportation | 483 | 12/03 | 109.6 | 109.7 | 111.0 | 5.3 | 1.2 |
| Truck transportation | 484 | 12/03 | 111.2 | 114.0 | 114.2 | 5.1 | .2 |
| Pipeline transportation of crude oil | 486110 | 06/86 | 133.5 | 133.4 | 133.4 | 8.3 | 0 |

See footnotes at end of the table.

Table 4. Producer price indexes for the net output of selected industries and industry groups, not seasonally adjusted--Continued

| Industry ¹ | Industry code | Index base | Index | | | Percent change to June 2006 from: | |
|---|---------------|------------|------------------------|-----------------------|------------------------|-----------------------------------|----------|
| | | | Feb. 2006 ² | May 2006 ² | June 2006 ² | June 2005 | May 2006 |
| Pipeline transportation of refined petroleum products | 486910 | 06/86 | 121.9 | 122.5 | 122.5 | 2.3 | 0.0 |
| Transportation support activities | 488 | 12/03 | 106.1 | 106.9 | 106.7 | 3.2 | -2 |
| Postal service | 491 | 06/89 | 164.7 | 164.7 | 164.7 | 6.3 | 0 |
| Couriers and messengers | 492 | 12/03 | 120.1 | 120.8 | 122.5 | 7.9 | 1.4 |
| Utilities | | | | | | | |
| Utilities | 221 | 12/03 | 127.0 | 120.7 | 120.3 | 7.2 | -3 |
| Health care and social assistance | | | | | | | |
| Offices of physicians | 6211 | 12/96 | 116.9 | 117.3 | 117.2 | .6 | -1 |
| Medical and diagnostic laboratories | 6215 | 12/03 | 104.2 | 104.6 | 104.4 | .2 | -2 |
| Home health care services | 6216 | 12/96 | 121.6 | 121.5 | 121.6 | .7 | .1 |
| Hospitals | 622 | 12/92 | 151.5 | 151.9 | 152.1 | 4.3 | .1 |
| Nursing care facilities | 6231 | 12/03 | 108.5 | 108.2 | 108.8 | 2.6 | .6 |
| Residential mental retardation facilities | 62321 | 12/03 | 107.3 | 108.0 | 108.0 | 3.6 | 0 |
| Other services industries | | | | | | | |
| Publishing industries, except Internet | 511 | 12/03 | 105.5 | 105.3 | 105.7 | 1.7 | .4 |
| Broadcasting, except Internet | 515 | 12/03 | 101.1 | 103.9 | 103.5 | .5 | -4 |
| Telecommunications | 517 | 12/03 | 97.1 | 97.6 | 98.2 | 0 | .6 |
| Data processing and related services | 5182 | 12/03 | 99.3 | 99.8 | 99.6 | .6 | -2 |
| Depository credit intermediation | 5221 | 12/03 | 108.6 | 109.7 | 115.4 | 9.8 | 5.2 |
| Security, commodity contracts and like activity | 523 | 12/03 | 111.4 | 113.0 | 113.6 | 4.1 | .5 |
| Insurance carriers and related activities | 524 | 12/03 | 105.8 | 106.2 | 106.3 | 1.7 | .1 |
| Offices of real estate agents and brokers | 5312 | 12/03 | 110.4 | 110.6 | 111.0 | 1.9 | .4 |
| Automotive equipment rental and leasing | 5321 | 06/01 | 114.4 | 112.2 | 115.0 | 6.5 | 2.5 |
| Legal services | 5411 | 12/96 | 144.1 | 144.8 | 144.8 | 4.7 | 0 |
| Offices of certified public accountants | 541211 | 12/03 | 105.9 | 105.3 | 105.3 | 2.3 | 0 |
| Architectural, engineering and related services | 5413 | 12/96 | 132.7 | 134.5 | 134.4 | 4.3 | -1 |
| Advertising agencies | 54181 | 12/03 | 103.6 | 103.7 | 103.7 | 2.2 | 0 |
| Employment services | 5613 | 12/96 | 117.8 | 118.4 | 118.9 | 2.9 | .4 |
| Travel agencies | 56151 | 12/03 | 98.3 | 97.7 | 99.3 | 4.0 | 1.6 |
| Janitorial services | 56172 | 12/03 | 102.6 | 103.5 | 103.7 | 1.8 | .2 |
| Waste collection | 5621 | 12/03 | 104.0 | 104.0 | 104.0 | 1.4 | 0 |
| Accommodation | 721 | 12/96 | 133.5 | 137.1 | 138.1 | 3.9 | .7 |

¹ Indexes in this table are derived from the net-output-weighted industry price indexes shown in table 5. Because of differences in coverage and aggregation methodology, they will generally not match the movements of similarly titled indexes which are derived from traditional commodity groupings shown in table 6.

² Data for February 2006 have been revised to reflect the availability of late reports and corrections by

respondents. All data are subject to revision 4 months after original publication. Data are not seasonally adjusted.

³ Not available.

Note: NAICS 2002 replaced the SIC system beginning with the release of PPI data for January 2004. See <http://www.bls.gov/ppi/ppinaics.htm> for details.

Table 5. Producer price indexes for the net output of selected industries and their products, not seasonally adjusted

| Industry and product ¹ | Industry code | Product code | Index base | Index | | | Percent change to June 2006 from: | |
|--|---------------|--------------|------------|------------------------|-----------------------|------------------------|-----------------------------------|------------------|
| | | | | Feb. 2006 ² | May 2006 ² | June 2006 ² | June 2005 | May 2006 |
| Logging | 1133 | | 12/81 | 177.4 | 177.3 | 177.2 | -0.9 | -0.1 |
| Logging | 11331 | | 12/81 | 177.4 | 177.3 | 177.2 | -9 | -1 |
| Logging | 113310 | | 12/81 | 177.5 | 177.4 | 177.4 | -8 | 0 |
| Primary products | | 113310-P | 12/81 | 184.5 | 184.4 | 184.4 | -8 | 0 |
| Softwood logs and bolts | | 113310-1 | 12/81 | 220.9 | 219.8 | 219.5 | -7 | -1 |
| Hardwood logs and bolts | | 113310-3 | 12/81 | 109.7 | 109.0 | 109.3 | -10.2 | .3 |
| Pulpwood | | 113310-5 | 12/81 | 92.0 | 91.8 | 90.9 | -2.9 | -1.0 |
| Other roundwood products, NEC | | 113310-7 | 06/82 | 109.2 | 108.4 | 108.4 | 3.0 | 0 |
| Receipts for contract logging of timber owned by others | | 113310-9 | 12/81 | 122.1 | 123.1 | 123.5 | .3 | .3 |
| Secondary products and miscellaneous receipts | | 113310-SM | | | | | | |
| Total mining industries | | | 12/84 | 207.4 | 212.0 | 202.7 | 13.8 | -4.4 |
| Oil and gas extraction | 211 | | 12/85 | 259.2 | 259.0 | 242.1 | 9.0 | -6.5 |
| Oil and gas extraction | 2111 | | 12/85 | 259.2 | 259.0 | 242.1 | 9.0 | -6.5 |
| Crude petroleum & natural gas extraction | 211111 | | 06/02 | 255.4 | 263.4 | 246.3 | 12.0 | -6.5 |
| Primary products | | 211111-P | 06/84 | 229.6 | 236.7 | 220.8 | 11.6 | -6.7 |
| Crude petroleum | | 211111-1 | 06/84 | 174.5 | 209.9 | 202.0 | 25.7 | -3.8 |
| Natural gas (from the well head) | | 211111-5 | 06/84 | 284.6 | 246.6 | 220.3 | -3.8 | -10.7 |
| Secondary products and miscellaneous receipts | | 211111-SM | | | | | | |
| Secondary products | | 211111-S | 06/02 | 302.6 | (³) | (³) | (³) | (³) |
| Natural gas liquid extraction | 211112 | | 06/02 | 272.7 | 255.0 | 238.4 | 3.0 | -6.5 |
| Primary products | | 211112-P | 06/02 | 273.1 | 255.4 | 238.8 | 3.1 | -6.5 |
| Natural gas liquids | | 211112-2 | 06/84 | 258.8 | 286.1 | 291.4 | 30.8 | 1.9 |
| Isopentane and natural gasoline | | 211112-221 | 06/84 | 268.1 | 293.0 | 290.6 | 27.7 | -8 |
| Propane | | 211112-231 | 06/84 | 270.4 | 299.7 | 312.3 | 30.5 | 4.2 |
| Butane | | 211112-232 | 06/84 | 228.6 | 220.4 | 227.0 | 26.8 | 3.0 |
| Ethane, gas mixtures, and other natural gas liquids | | 211112-298 | 06/96 | 311.4 | 372.6 | 375.8 | 34.5 | .9 |
| Natural gas residue (from gas processors) | | 211112-3 | 06/84 | 312.5 | 269.4 | 239.5 | -9.1 | -11.1 |
| Secondary products and miscellaneous receipts | | 211112-SM | | | | | | |
| Mining (except oil & gas) | 212 | | 12/03 | 137.4 | 146.1 | 146.5 | 15.4 | .3 |
| Coal mining | 2121 | | 12/85 | 126.2 | 127.3 | 126.6 | 6.7 | -5 |
| Coal mining | 21211 | | 12/01 | 136.0 | 137.2 | 136.4 | 6.7 | -6 |
| Bituminous coal & lignite surface mining | 212111 | | 12/01 | 116.3 | 117.7 | 118.1 | 6.2 | .3 |
| Primary products | | 212111-P | 12/01 | 116.4 | 117.8 | 118.2 | 6.3 | .3 |
| Unprepared (raw) bituminous coal and lignite shipped from surface operations | | 212111-1 | 12/01 | 120.7 | 119.9 | 117.4 | -9 | -2.1 |
| For use without preparation | | 212111-101 | 12/01 | 120.1 | 120.9 | (³) | (³) | (³) |
| For preparation at other establishments | | 212111-103 | 12/01 | 121.0 | 119.6 | 120.3 | -4 | .6 |
| Prepared bituminous coal and lignite from surface operations | | 212111-2 | 12/01 | 115.8 | 117.5 | 118.4 | 7.5 | .8 |
| Mechanically cleaned by wet-washing, pneumatic, or other methods | | 212111-201 | 12/01 | 107.1 | 109.2 | 109.2 | 2.3 | 0 |
| Other preparation only: bituminous coal | | 212111-217 | 12/01 | 131.2 | 132.3 | 132.3 | 14.0 | 0 |
| Other preparation only: subbituminous coal | | 212111-218 | 12/01 | 122.7 | 123.7 | 124.1 | 6.6 | .3 |
| Other preparation only: lignite | | 212111-219 | 12/01 | 100.7 | 104.3 | 113.9 | 18.2 | 9.2 |
| Secondary products and miscellaneous receipts | | 212111-SM | | | | | | |
| Miscellaneous receipts | | 212111-M | 12/01 | 108.4 | 108.4 | (³) | (³) | (³) |
| Secondary products | | 212111-S | 12/01 | 106.1 | 105.3 | 105.3 | -1.0 | 0 |
| Bituminous coal underground mining | 212112 | | 12/01 | 158.7 | 159.5 | 157.4 | 6.9 | -1.3 |
| Primary products | | 212112-P | 12/01 | 158.9 | 159.7 | 157.6 | 7.0 | -1.3 |
| Unprepared (raw) bituminous coal shipped from underground operations | | 212112-1 | 12/01 | 138.0 | 139.2 | 139.0 | 4.0 | -1 |
| Prepared bituminous coal shipped from underground operations | | 212112-2 | 12/01 | 164.1 | 164.8 | 162.2 | 7.6 | -1.6 |
| Mechanically cleaned by wet-washing, pneumatic, or other methods | | 212112-201 | 12/01 | 164.7 | 164.6 | 162.6 | 7.0 | -1.2 |
| Other preparation only, such as mechanical crushing, screening, or sizing .. | | 212112-217 | 12/01 | 158.5 | (³) | 158.5 | 13.0 | (³) |
| Secondary products and miscellaneous receipts | | 212112-SM | | | | | | |
| Secondary products | | 212112-S | 12/01 | 142.9 | 142.9 | 141.2 | 4.4 | -1.2 |
| Anthracite mining | 212113 | | 12/79 | 227.4 | 229.6 | 229.5 | 16.4 | 0 |
| Primary products | | 212113-P | 12/79 | 225.9 | 228.0 | 227.9 | 16.4 | 0 |
| Run-of-mine (raw) anthracite | | 212113-1 | 12/79 | 169.0 | 169.0 | 169.0 | 1.3 | 0 |
| Processed anthracite | | 212113-3 | 12/79 | 248.7 | 251.9 | 251.7 | 22.5 | -1 |
| Metal ore mining | 2122 | | 12/84 | 167.4 | 196.5 | 201.2 | 37.2 | 2.4 |
| Iron ore mining | 21221 | | 12/84 | 124.7 | 134.2 | 134.2 | 17.4 | 0 |
| Iron ore mining | 212210 | | 12/84 | 124.7 | 134.2 | 134.2 | 17.4 | 0 |

See footnotes at end of table.

Table 5. Producer price indexes for the net output of selected industries and their products, not seasonally adjusted
—Continued

| Industry and product ¹ | Industry code | Product code | Index base | Index | | | Percent change to June 2006 from: | |
|---|---------------|--------------|------------|------------------------|-----------------------|------------------------|-----------------------------------|------------------|
| | | | | Feb. 2006 ² | May 2006 ² | June 2006 ² | June 2005 | May 2006 |
| Iron ore mining—Continued | | | | | | | | |
| Primary products | | 212210-P | 12/84 | 127.7 | 137.4 | 137.4 | 17.3 | 0.0 |
| Iron ores | | 212210-8 | 12/97 | 132.4 | 142.5 | 142.5 | 17.4 | 0 |
| Gold ore & silver ore mining | 21222 | | 12/84 | 110.7 | 143.2 | 122.4 | 44.0 | -14.5 |
| Gold ore mining | 212221 | | 06/85 | 162.8 | 209.6 | 178.1 | 42.6 | -15.0 |
| Primary products | | 212221-P | 06/85 | 162.7 | 209.1 | 177.7 | 42.3 | -15.0 |
| Gold mill bullion and placer gold | | 212221-3 | 06/85 | 167.8 | 215.6 | 183.2 | 42.2 | -15.0 |
| Secondary products and miscellaneous receipts | | 212221-SM | | | | | | |
| Copper, nickel, lead & zinc mining | 21223 | | 06/88 | 250.7 | 296.2 | (³) | (³) | (³) |
| Copper ore & nickel ore mining | 212234 | | 06/88 | 257.9 | 304.8 | (³) | (³) | (³) |
| Primary products | | 212234-P | 12/03 | 239.1 | 281.9 | (³) | (³) | (³) |
| Copper concentrates | | 212234-3 | 06/01 | 315.4 | (³) | (³) | (³) | (³) |
| Copper precipitates and electrowon copper | | 212234-5 | 06/01 | 311.4 | 391.8 | (³) | (³) | (³) |
| Secondary products and miscellaneous receipts | | 212234-SM | | | | | | |
| Other metal ore mining | 21229 | | 12/85 | 121.5 | 116.1 | 124.2 | -30.4 | 7.0 |
| Other metal ore mining | 212290 | | 12/85 | 401.3 | 383.2 | 410.0 | -30.4 | 7.0 |
| Primary products | | 212290-P | 12/03 | 305.6 | 291.5 | 312.3 | -31.2 | 7.1 |
| Other metal ore mining | | 212290-1 | 12/03 | 305.6 | 291.5 | 312.3 | -31.2 | 7.1 |
| Secondary products and miscellaneous receipts | | 212290-SM | | | | | | |
| Nonmetallic mineral mining & quarrying | 2123 | | 12/84 | 170.5 | 175.6 | 173.9 | 7.7 | -1.0 |
| Stone mining & quarrying | 21231 | | 12/84 | 187.7 | 189.8 | 189.4 | 7.1 | -2 |
| Dimension stone mining & quarrying | 212311 | | 06/85 | 184.4 | 186.0 | 185.3 | 1.6 | -4 |
| Primary products | | 212311-P | 06/85 | 180.6 | 182.1 | 181.3 | 1.6 | -4 |
| Dimension stone | | 212311-1 | 06/85 | 180.6 | 182.1 | 181.3 | 1.6 | -4 |
| Secondary products and miscellaneous receipts | | 212311-SM | | | | | | |
| Miscellaneous receipts | | 212311-M | 06/05 | 100.8 | 102.9 | (³) | (³) | (³) |
| Crushed & broken limestone mining & quarrying | 212312 | | 12/83 | 183.4 | 188.8 | 189.2 | 8.3 | .2 |
| Primary products | | 212312-P | 12/83 | 185.4 | 190.9 | 191.2 | 8.1 | .2 |
| Crushed and broken limestone | | 212312-3 | 12/83 | 185.4 | 190.9 | 191.2 | 8.1 | .2 |
| Secondary products and miscellaneous receipts | | 212312-SM | | | | | | |
| Miscellaneous receipts | | 212312-M | 06/05 | 103.2 | (³) | 111.9 | 11.9 | (³) |
| Secondary products | | 212312-S | 12/83 | 155.8 | 157.6 | 162.0 | 11.6 | 2.8 |
| Crushed & broken granite mining & quarrying | 212313 | | 12/83 | 237.2 | 231.5 | 228.8 | 5.9 | -1.2 |
| Primary products | | 212313-P | 12/83 | 238.4 | 232.5 | 229.7 | 5.9 | -1.2 |
| Crushed and broken granite | | 212313-2 | 12/83 | 238.4 | 232.5 | 229.7 | 5.9 | -1.2 |
| Secondary products and miscellaneous receipts | | 212313-SM | | | | | | |
| Secondary products | | 212313-S | 12/83 | 163.3 | 173.0 | 177.1 | (³) | 2.4 |
| Other crushed and broken stone mining and quarrying | 212319 | | 12/83 | 199.1 | 197.9 | 197.0 | 4.8 | -5 |
| Primary products | | 212319-P | 12/83 | 198.7 | 199.7 | 198.6 | 6.3 | -6 |
| Other crushed and broken stone mining and quarrying | | 212319-1 | 12/83 | 198.7 | 199.7 | 198.6 | 6.3 | -6 |
| Secondary products and miscellaneous receipts | | 212319-SM | | | | | | |
| Secondary products | | 212319-S | 12/83 | 207.2 | 191.3 | 191.3 | -4.2 | 0 |
| Sand/gravel/clay/refractory minerals mining | 21232 | | 12/03 | 114.9 | 117.9 | 118.1 | 8.9 | .2 |
| Construction sand and gravel mining | 212321 | | 06/82 | 222.4 | 230.0 | 230.5 | 10.1 | .2 |
| Primary products | | 212321-P | 06/82 | 223.8 | 231.3 | 231.9 | 10.1 | .3 |
| Construction sand | | 212321-3 | 06/82 | 224.2 | 233.4 | 233.9 | 11.7 | .2 |
| Northeastern Region | | 212321-3A | 06/82 | 194.7 | 207.6 | 207.3 | 15.4 | -1 |
| North Central Region | | 212321-3B | 06/82 | 201.1 | 209.0 | 208.5 | 9.0 | -2 |
| Southern Region | | 212321-3C | 06/82 | 223.7 | 226.8 | 226.7 | 8.2 | 0 |
| Western Region | | 212321-3D | 06/82 | 256.9 | 269.4 | 271.3 | 14.1 | .7 |
| Mountain | | 212321-38 | 06/82 | 142.3 | 142.3 | 147.6 | 9.6 | 3.7 |
| Pacific | | 212321-39 | 06/82 | 312.0 | 334.9 | 332.4 | 16.4 | -7 |
| Construction gravel | | 212321-5 | 06/82 | 223.7 | 229.8 | 230.4 | 8.7 | .3 |
| Northeastern Region | | 212321-5A | 06/82 | 197.7 | 202.4 | 202.3 | 4.1 | 0 |
| North Central Region | | 212321-5B | 06/82 | 197.7 | 201.5 | 202.0 | 4.7 | .2 |
| Southern Region | | 212321-5C | 06/82 | 223.9 | 227.0 | 224.8 | 13.2 | -1.0 |
| Western Region | | 212321-5D | 06/82 | 241.1 | 250.4 | 252.9 | 10.4 | 1.0 |
| Mountain | | 212321-58 | 06/82 | 236.7 | 236.7 | 245.7 | 4.5 | 3.8 |
| Pacific | | 212321-59 | 06/82 | 241.1 | 255.4 | 254.3 | 13.8 | -4 |
| Secondary products and miscellaneous receipts | | 212321-SM | | | | | | |
| Miscellaneous receipts | | 212321-M | 06/82 | 246.0 | 249.6 | 252.1 | 7.3 | 1.0 |
| Secondary products | | 212321-S | 06/82 | 176.8 | 185.7 | 185.5 | 10.8 | -1 |

See footnotes at end of table.

Table 5. Producer price indexes for the net output of selected industries and their products, not seasonally adjusted
—Continued

| Industry and product ¹ | Industry code | Product code | Index base | Index | | | Percent change to June 2006 from: | |
|---|---------------|--------------|------------|------------------------|-----------------------|------------------------|-----------------------------------|------------------|
| | | | | Feb. 2006 ² | May 2006 ² | June 2006 ² | June 2005 | May 2006 |
| Industrial sand mining | 212322 | | 06/82 | 185.3 | 185.6 | 186.0 | 6.2 | 0.2 |
| Primary products | | 212322-P | 06/82 | 184.7 | 185.0 | 185.4 | 5.5 | .2 |
| Industrial glass sand | | 212322-1 | 06/82 | 186.6 | 187.3 | 188.1 | 7.7 | .4 |
| Industrial molding sand | | 212322-5 | 06/82 | 213.7 | 213.7 | 213.7 | 5.9 | 0 |
| Other industrial sand | | 212322-9 | 06/82 | 162.5 | 162.5 | 162.5 | 2.2 | 0 |
| Secondary products and miscellaneous receipts | | 212322-SM | | | | | | |
| Kaolin and ball clay mining | 212324 | | 06/84 | 133.3 | 134.1 | 134.2 | 7.0 | .1 |
| Primary products | | 212324-P | 06/84 | 134.0 | 134.4 | 134.5 | 6.9 | .1 |
| Prepared kaolin and ball clay | | 212324-2 | 06/84 | 134.3 | 134.7 | 134.8 | 7.8 | .1 |
| Secondary products and miscellaneous receipts | | 212324-SM | | | | | | |
| Secondary products | | 212324-S | 08/84 | 126.3 | 131.0 | 131.0 | 8.0 | 0 |
| Clay and ceramic and refractory minerals mining | 212325 | | 06/84 | 154.7 | 157.2 | 157.2 | 6.6 | 0 |
| Primary products | | 212325-P | 06/84 | 153.7 | 156.2 | 156.3 | 6.8 | .1 |
| Bentonite | | 212325-1 | 06/84 | 127.1 | 133.7 | 133.7 | 13.4 | 0 |
| Fire clay | | 212325-2 | 12/84 | 113.9 | (³) | (³) | (³) | (³) |
| Common (miscellaneous) clay and shale | | 212325-7 | 06/84 | 159.3 | (³) | 159.3 | 4.7 | (³) |
| Other clay, ceramic, and refractory materials including magnesite and brucite | | 212325-9 | 06/84 | 166.1 | 166.1 | 166.1 | 2.6 | 0 |
| Secondary products and miscellaneous receipts | | 212325-SM | | | | | | |
| Secondary products | | 212325-S | 06/84 | 172.6 | 172.6 | 172.6 | 2.8 | 0 |
| Other nonmetallic mineral mining & quarrying | 21239 | | 12/84 | 126.0 | 136.6 | 130.1 | 6.9 | -4.8 |
| Potash, soda, and borate mineral mining | 212391 | | 12/84 | 147.3 | 154.1 | 154.1 | 18.8 | 0 |
| Primary products | | 212391-P | 12/84 | 146.8 | 153.6 | 153.6 | 18.9 | 0 |
| Processed or refined potassium salts | | 212391-2 | 12/84 | 202.5 | 202.5 | 202.5 | 9.8 | 0 |
| Natural sodium carbonates and sulfates | | 212391-3 | 12/84 | 130.5 | 139.7 | (³) | (³) | (³) |
| Phosphate rock | 212392 | | 12/82 | 107.8 | 131.6 | (³) | (³) | (³) |
| Primary products | | 212392-P | 12/82 | 108.1 | 131.9 | (³) | (³) | (³) |
| Other chemical and fertilizer mineral mining | 212393 | | 12/89 | 103.0 | 109.5 | 107.0 | 7.3 | -2.3 |
| Primary products | | 212393-P | 12/89 | 99.9 | 106.2 | 103.7 | 7.5 | -2.4 |
| Barite | | 212393-1 | 12/84 | 89.8 | 89.8 | 89.8 | 1.1 | 0 |
| Rock salt | | 212393-3 | 12/84 | 195.2 | 209.1 | 203.8 | 8.0 | -2.5 |
| Chemical and fertilizer mineral mining, n.e.c. | | 212393-9 | 12/89 | 119.4 | 119.4 | 119.4 | 5.1 | 0 |
| Secondary products and miscellaneous receipts | | 212393-SM | | | | | | |
| Secondary products | | 212393-S | 06/97 | 117.6 | 126.8 | 126.8 | 4.7 | 0 |
| All other nonmetallic mineral mining | 212399 | | 06/85 | 166.8 | 169.3 | 173.6 | 9.9 | 2.5 |
| Primary products | | 212399-P | 06/85 | 168.5 | 171.0 | 175.6 | 10.3 | 2.7 |
| All other nonmetallic mineral mining | | 212399-A | 06/85 | 168.5 | 171.0 | 175.6 | 10.3 | 2.7 |
| Secondary products and miscellaneous receipts | | 212399-SM | | | | | | |
| Mining support activities | 213 | | 12/03 | 163.4 | 174.5 | 173.8 | 34.6 | -.4 |
| Mining support activities | 2131 | | 12/03 | 163.4 | 174.5 | 173.8 | 34.6 | -.4 |
| Drilling oil and gas wells | 213111 | | 12/85 | 356.1 | 396.3 | 386.2 | 62.1 | -2.5 |
| Primary products | | 213111-P | 12/85 | 361.7 | 402.6 | 392.4 | 62.1 | -2.5 |
| Drilling oil, gas, dry, or service wells | | 213111-01 | 12/85 | 349.8 | 391.2 | 378.3 | 63.8 | -3.3 |
| Drilling in, spudding in, tailing in, or reworking oil and gas wells | | 213111-02 | 12/92 | 339.1 | 350.0 | 367.8 | 46.1 | 5.1 |
| Oil and gas well directional drilling control | | 213111-03 | 12/03 | 194.3 | 235.5 | 223.7 | 73.4 | -5.0 |
| Oil & gas operations support activities | 213112 | | 12/85 | 179.2 | 184.2 | 187.5 | 17.0 | 1.8 |
| Primary products | | 213112-P | 12/85 | 181.2 | 186.5 | 190.2 | 17.3 | 2.0 |
| Oil and gas field exploration services | | 213112-1 | 12/85 | 74.6 | 75.0 | 75.0 | 2.3 | 0 |
| Other oil and gas field support activities | | 213112-2 | 12/85 | 177.1 | 182.4 | 186.0 | 17.6 | 2.0 |
| Secondary products and miscellaneous receipts | | 213112-SM | | | | | | |
| Miscellaneous receipts | | 213112-M | 11/94 | 170.5 | 173.1 | 171.3 | 22.0 | -1.0 |
| Support activities for coal mining | 213113 | | 06/85 | 158.8 | 160.4 | 163.0 | -1.0 | 1.6 |
| Primary products | | 213113-P | 06/85 | 160.1 | 161.7 | 164.4 | -1.0 | 1.7 |
| Support activities for coal mining | | 213113-4 | 06/85 | 160.1 | 161.7 | 164.4 | -1.0 | 1.7 |
| Support activities for metal mining | 213114 | | 12/85 | 133.1 | 133.3 | 133.3 | 2.0 | 0 |
| Primary products | | 213114-P | 12/85 | 135.1 | 135.1 | 135.1 | 1.9 | 0 |
| Metal mining services | | 213114-8 | 12/85 | 135.1 | 135.1 | 135.1 | 1.9 | 0 |
| Nonmetallic minerals support activity (except fuels) | 213115 | | 06/85 | 132.9 | 134.1 | 134.1 | 5.2 | 0 |
| Primary products | | 213115-P | 06/85 | 127.8 | 129.2 | 129.2 | 4.4 | 0 |
| Nonmetallic minerals support activity (except fuels) | | 213115-8 | 06/85 | 127.8 | 129.2 | 129.2 | 4.4 | 0 |
| Secondary products and miscellaneous receipts | | 213115-SM | | | | | | |
| Miscellaneous receipts | | 213115-M | 12/98 | 137.9 | 137.6 | 137.6 | 9.4 | 0 |
| Utilities | 221 | | 12/03 | 127.0 | 120.7 | 120.3 | 7.2 | -.3 |

See footnotes at end of table.

Table 5. Producer price indexes for the net output of selected industries and their products, not seasonally adjusted
—Continued

| Industry and product ¹ | Industry code | Product code | Index base | Index | | | Percent change to June 2006 from: | |
|---|---------------|--------------|------------|------------------------|-----------------------|------------------------|-----------------------------------|----------|
| | | | | Feb. 2006 ² | May 2006 ² | June 2006 ² | June 2005 | May 2006 |
| Electric power generation, transmission, and distribution | 2211 | | 12/03 | 117.7 | 116.1 | 119.2 | 8.2 | 2.7 |
| Electric power generation | 22111 | | 12/03 | 128.9 | 122.3 | 125.0 | 9.7 | 2.2 |
| Electric power generation | 221110 | | 12/03 | 128.9 | 122.3 | 125.0 | 9.7 | 2.2 |
| Primary products | | 221110-P | 12/03 | 128.7 | 122.4 | 125.7 | 9.8 | 2.7 |
| Utilities | | 221110-4 | 12/03 | 129.0 | 126.9 | 128.4 | 13.7 | 1.2 |
| Non-Utilities | | 221110-5 | 12/03 | 127.2 | 95.4 | 109.0 | -12.6 | 14.3 |
| Secondary products and miscellaneous receipts | | 221110-SM | | | | | | |
| Miscellaneous receipts | | 221110-M | 12/03 | 131.0 | 119.9 | 113.9 | 9.4 | -5.0 |
| Electric power transmission, control, and distribution | 22112 | | 12/03 | 113.2 | 113.7 | 117.0 | 7.5 | 2.9 |
| Electric bulk power transmission and control | 221121 | | 12/03 | 104.0 | 105.2 | 106.4 | 2.8 | 1.1 |
| Primary products | | 221121-P | 12/03 | 104.2 | 105.4 | 106.6 | 2.8 | 1.1 |
| Electric bulk power transmission and control | | 221121-3 | 12/03 | 104.2 | 105.4 | 106.6 | 2.8 | 1.1 |
| Electric power distribution | 221122 | | 12/03 | 113.2 | 113.6 | 116.9 | 7.5 | 2.9 |
| Primary products | | 221122-P | 12/90 | 136.3 | 136.8 | 141.1 | 7.9 | 3.1 |
| Residential electric power | | 221122-41 | 12/90 | 133.6 | 133.9 | 133.8 | 5.3 | -.1 |
| New England | | 221122-411 | 12/90 | 114.4 | 112.8 | 117.1 | 2.4 | 3.8 |
| Middle Atlantic | | 221122-412 | 12/90 | 126.8 | 126.8 | 126.3 | 4.3 | -.4 |
| East North Central | | 221122-413 | 12/90 | 118.3 | 119.2 | 123.8 | 11.6 | 3.9 |
| West North Central | | 221122-414 | 12/90 | 113.4 | 108.5 | 115.3 | -.6 | 6.3 |
| South Atlantic | | 221122-415 | 12/90 | 131.0 | 130.1 | 135.3 | 4.7 | 4.0 |
| East South Central | | 221122-416 | 12/90 | 138.7 | 144.3 | 145.7 | 14.5 | 1.0 |
| West South Central | | 221122-417 | 12/90 | 166.6 | 166.7 | 169.6 | 10.9 | 1.7 |
| Mountain | | 221122-418 | 12/90 | 127.9 | 128.9 | 127.8 | 2.3 | -.9 |
| Pacific | | 221122-419 | 12/90 | 141.5 | 144.2 | 119.4 | -6.4 | -17.2 |
| Commercial electric power | | 221122-42 | 12/90 | 138.1 | 138.5 | 146.6 | 8.5 | 5.8 |
| New England | | 221122-421 | 12/90 | 130.4 | 129.6 | 143.6 | 10.4 | 10.8 |
| Middle Atlantic | | 221122-422 | 12/90 | 128.0 | 127.2 | 138.6 | 6.5 | 9.0 |
| East North Central | | 221122-423 | 12/90 | 121.0 | 121.9 | 127.1 | 10.7 | 4.3 |
| West North Central | | 221122-424 | 12/90 | 110.2 | 104.3 | 110.8 | -1.1 | 6.2 |
| South Atlantic | | 221122-425 | 12/90 | 131.2 | 130.9 | 134.3 | 13.1 | 2.6 |
| East South Central | | 221122-426 | 12/90 | 125.2 | 132.1 | 133.3 | 13.8 | .9 |
| West South Central | | 221122-427 | 12/90 | 172.2 | 171.6 | 172.8 | 13.1 | .7 |
| Mountain | | 221122-428 | 12/90 | 115.0 | 116.7 | 114.4 | 1.5 | -2.0 |
| Pacific | | 221122-429 | 12/90 | 166.0 | 170.3 | 194.1 | 3.9 | 14.0 |
| Industrial electric power | | 221122-43 | 12/90 | 141.8 | 142.6 | 150.5 | 12.1 | 5.5 |
| New England | | 221122-431 | 12/90 | 112.5 | 107.5 | 130.2 | 19.1 | 21.1 |
| Middle Atlantic | | 221122-432 | 12/90 | 121.9 | 127.7 | 131.4 | -1.9 | 2.9 |
| East North Central | | 221122-433 | 12/90 | 134.2 | 136.3 | 142.7 | 17.4 | 4.7 |
| West North Central | | 221122-434 | 12/90 | 118.9 | 112.0 | 119.0 | .3 | 6.3 |
| South Atlantic | | 221122-435 | 12/90 | 136.8 | 136.2 | 139.3 | 10.9 | 2.3 |
| East South Central | | 221122-436 | 12/90 | 127.1 | 130.8 | 132.8 | 16.0 | 1.5 |
| West South Central | | 221122-437 | 12/90 | 221.3 | 218.9 | 222.6 | 15.2 | 1.7 |
| Mountain | | 221122-438 | 12/90 | 114.4 | 118.2 | 118.0 | 6.1 | -.2 |
| Pacific | | 221122-439 | 12/90 | 135.8 | 138.7 | 168.5 | 17.4 | 21.5 |
| Other customers | | 221122-44 | 12/90 | 120.5 | 122.9 | 124.3 | 7.3 | 1.1 |
| Secondary products and miscellaneous receipts | | 221122-SM | | | | | | |
| Miscellaneous receipts | | 221122-M | 12/90 | 135.0 | 136.0 | 136.7 | 4.1 | .5 |
| Natural gas distribution | 2212 | | 12/03 | 140.4 | 127.2 | 121.7 | 5.9 | -4.3 |
| Natural gas distribution | 22121 | | 12/03 | 140.4 | 127.2 | 121.7 | 5.9 | -4.3 |
| Natural gas distribution | 221210 | | 12/03 | 140.5 | 127.2 | 121.7 | 5.9 | -4.3 |
| Primary products | | 221210-P | 12/90 | 241.8 | 217.0 | 207.1 | 5.6 | -4.6 |
| Natural gas to ultimate consumers | | 221210-11 | 12/90 | 254.1 | 225.8 | 214.6 | 5.0 | -5.0 |
| Residential natural gas | | 221210-112 | 12/90 | 246.9 | 222.0 | 213.7 | 7.2 | -3.7 |
| Commercial natural gas | | 221210-113 | 12/90 | 266.0 | 234.1 | 223.2 | 6.0 | -4.7 |
| Industrial natural gas | | 221210-114 | 12/90 | 273.3 | 241.6 | 225.5 | 3.0 | -6.7 |
| To electric utilities | | 221210-115 | 12/90 | 213.1 | 187.8 | 180.3 | 1.5 | -4.0 |
| Delivered to ultimate consumers for the account of others (transportation only) | | 221210-12 | 12/90 | 125.5 | 126.7 | 126.5 | 11.6 | -.2 |
| Industrial consumer | | 221210-122 | 12/90 | 124.7 | 126.2 | 125.6 | 10.5 | -.5 |
| Other consumers | | 221210-123 | 12/90 | 252.9 | 253.9 | 255.8 | 15.1 | .7 |
| Secondary products and miscellaneous receipts | | 221210-SM | | | | | | |
| Miscellaneous receipts | | 221210-M | 12/90 | 141.6 | 154.3 | 153.5 | 12.0 | -.5 |
| Construction industries | | | | | | | | |
| New warehouse building construction | 236221 | | 12/04 | 109.1 | 110.9 | 110.9 | 7.7 | 0 |
| Primary products | | 236221-P | 12/04 | 109.1 | 110.9 | 110.9 | 7.7 | 0 |

See footnotes at end of table.

Table 5. Producer price indexes for the net output of selected industries and their products, not seasonally adjusted

—Continued

| Industry and product ¹ | Industry code | Product code | Index base | Index | | | Percent change to June 2006 from: | |
|---|---------------|--------------|------------|------------------------|-----------------------|------------------------|-----------------------------------|----------|
| | | | | Feb. 2006 ² | May 2006 ² | June 2006 ² | June 2005 | May 2006 |
| Total manufacturing industries | | | 12/84 | 153.5 | 158.5 | 159.5 | 6.6 | 0.6 |
| Food mfg | 311 | | 12/84 | 145.1 | 144.8 | 146.6 | .1 | 1.2 |
| Animal food mfg | 3111 | | 12/03 | 100.0 | 99.8 | 100.0 | .9 | .2 |
| Animal food mfg | 31111 | | 12/03 | 100.0 | 99.8 | 100.0 | .9 | .2 |
| Dog and cat food | 311111 | | 12/85 | 146.6 | 148.2 | 148.4 | 1.7 | .1 |
| Primary products | | 311111-P | 12/85 | 146.6 | 148.4 | 148.5 | 1.9 | .1 |
| Dog food | | 311111-1 | 12/85 | 152.1 | 151.7 | 152.0 | .9 | .2 |
| Cat food | | 311111-4 | 12/85 | 136.7 | 141.8 | 141.8 | 3.7 | 0 |
| Secondary products and miscellaneous receipts | | 311111-SM | | | | | | |
| Secondary products | | 311111-S | 12/85 | 165.9 | 166.2 | 166.2 | .6 | 0 |
| Other animal food manufacturing | 311119 | | 12/80 | 105.8 | 104.8 | 105.0 | .4 | .2 |
| Primary products | | 311119-P | 12/80 | 102.5 | 101.2 | 101.5 | .1 | .3 |
| Complete swine feed | | 311119-A | 12/80 | 131.5 | 132.5 | 134.7 | 5.2 | 1.7 |
| Swine feed supplements, concentrates, and premixes | | 311119-D | 12/80 | 117.7 | 119.3 | 120.5 | 2.4 | 1.0 |
| Complete beef cattle feed | | 311119-G | 12/80 | 156.9 | 153.3 | 154.0 | 5.2 | .5 |
| Beef cattle feed supplements, concentrates, and premixes | | 311119-J | 12/80 | 123.9 | 122.1 | 122.7 | -.1 | .5 |
| Other poultry and livestock feed nec, incl. horse, mule, sheep, duck, goose etc. | | 311119-N | 12/80 | 131.3 | 127.3 | 124.1 | -4.0 | -2.5 |
| Other prepared animal feeds, including feeding materials and adjuncts | | 311119-Q | 12/80 | 119.6 | 119.6 | 119.6 | .2 | 0 |
| Specialty feed incl. for lab animals, fur animals, specialty birds and fish etc. | | 311119-T | 06/91 | 127.7 | 127.6 | 127.5 | 3.2 | -.1 |
| Chicken and turkey feed supplements, concentrates, and premixes | | 311119-1 | 12/80 | 80.1 | 78.7 | 78.7 | -2.5 | 0 |
| Complete chicken feed, starter-grower and layer-breeder | | 311119-11 | 12/97 | 84.8 | 83.9 | 83.7 | -1.4 | -.2 |
| Complete chicken feed, broilers | | 311119-12 | 12/80 | 82.9 | 82.9 | 84.2 | .7 | 1.6 |
| Turkey feed, chicken and turkey supplements, concentrates, and premixes | | 311119-13 | 12/97 | 87.2 | 82.3 | 79.3 | -10.2 | -3.6 |
| Complete dairy cattle feed | | 311119-4 | 12/80 | 103.3 | 100.4 | 102.0 | 4.4 | 1.6 |
| Dairy cattle feed supplements, concentrates, and premixes | | 311119-7 | 12/80 | 115.1 | 115.8 | 116.7 | 2.3 | .8 |
| Secondary products and miscellaneous receipts | | 311119-SM | | | | | | |
| Miscellaneous receipts | | 311119-M | 12/80 | 129.0 | 131.4 | 131.1 | 3.1 | -.2 |
| Secondary products | | 311119-S | 12/80 | 163.1 | 164.9 | 165.0 | 1.2 | .1 |
| Grain & oilseed milling | 3112 | | 12/03 | 101.4 | 102.8 | 105.3 | 4.1 | 2.4 |
| Flour milling & malt mfg | 31121 | | 12/03 | 103.9 | 107.6 | 108.7 | 8.4 | 1.0 |
| Flour Milling | 311211 | | 06/83 | 120.9 | 126.3 | 127.9 | 9.1 | 1.3 |
| Primary products | | 311211-P | 06/83 | 121.4 | 127.1 | 128.8 | 9.6 | 1.3 |
| Flour mixes, refrigerated and frozen doughs and batters, made in flour mills | | 311211-A | 06/83 | 148.6 | 152.7 | 152.6 | 4.2 | -.1 |
| Other grain mill products, incl. rye, oat, buckwheat, & other flour | | 311211-D | 06/83 | 135.6 | 132.8 | 135.0 | 7.8 | 1.7 |
| Wheat/white flour, except flour mixes | | 311211-1 | 06/83 | 134.2 | 142.5 | 144.9 | 10.8 | 1.7 |
| All white flour types | | 311211-11 | 12/04 | 104.9 | 111.6 | 113.6 | 11.4 | 1.8 |
| Whole wheat flour, incl. durum, semolina & bulgur | | 311211-18 | 12/04 | 101.0 | 105.4 | 106.5 | 6.3 | 1.0 |
| Wheat mill products other than flour | | 311211-4 | 06/83 | 51.1 | 48.2 | 48.1 | 9.1 | -.2 |
| Corn mill products | | 311211-7 | 06/83 | 93.5 | 95.3 | 95.7 | 4.1 | .4 |
| Secondary products and miscellaneous receipts | | 311211-SM | | | | | | |
| Secondary products | | 311211-S | 06/83 | 116.4 | 117.1 | 116.4 | -2.3 | -.6 |
| Rice milling | 311212 | | 06/84 | 109.1 | 110.1 | 110.6 | 9.0 | .5 |
| Primary products | | 311212-P | 06/84 | 107.4 | 108.5 | 109.0 | 9.9 | .5 |
| Milled rice and byproducts | | 311212-1 | 12/03 | 103.4 | 104.5 | 105.0 | 9.9 | .5 |
| Head rice packed in bags 100 lbs or more | | 311212-11 | 06/03 | 130.2 | 134.7 | 136.2 | 18.7 | 1.1 |
| Head rice packed in containers 3 lbs or less | | 311212-12 | 06/03 | 117.5 | 118.5 | 118.5 | 2.0 | 0 |
| Head rice packed in all other size containers | | 311212-13 | 06/03 | 136.3 | 137.0 | 137.4 | 21.7 | .3 |
| Milled rice (and byproducts) | | 311212-14 | 06/03 | 128.1 | 126.1 | 126.4 | -15.1 | .2 |
| Malt mfg | 311213 | | 06/85 | 114.0 | 114.4 | 114.4 | -.4 | 0 |
| Primary products | | 311213-P | 06/85 | 114.4 | 114.8 | 114.8 | -.5 | 0 |
| Malt and malt by-products | | 311213-1 | 06/85 | 114.4 | 114.8 | 114.8 | -.5 | 0 |
| Starch & vegetable fats & oils mfg | 31122 | | 12/03 | 99.0 | 100.0 | 103.7 | 3.4 | 3.7 |
| Wet corn milling | 311221 | | 06/85 | 138.5 | 140.8 | 154.4 | 15.5 | 9.7 |
| Primary products | | 311221-P | 06/85 | 133.4 | 135.7 | 136.4 | 4.0 | .5 |
| Wet process corn byproducts | | 311221-A | 06/85 | 101.8 | 96.9 | 96.4 | .8 | -.5 |
| Corn sweeteners | | 311221-1 | 06/85 | 144.8 | 150.1 | 151.3 | 13.7 | .8 |
| Manufactured starch | | 311221-4 | 06/85 | 148.2 | 152.2 | 153.0 | 8.5 | .5 |
| Secondary products and miscellaneous receipts | | 311221-SM | | | | | | |
| Secondary products | | 311221-S | 06/85 | 152.8 | 154.7 | 223.6 | 63.1 | 44.5 |
| Soybean processing | 311222 | | 12/79 | 91.5 | 92.4 | 92.9 | -5.0 | .5 |
| Primary products | | 311222-P | 12/79 | 94.8 | 94.7 | 95.2 | -4.7 | .5 |
| Soybean oil | | 311222-1 | 12/79 | 103.6 | 106.3 | 107.1 | 1.4 | .8 |
| Crude soybean oil, degummed | | 311222-11 | 05/88 | 127.2 | 128.7 | 130.2 | 2.2 | 1.2 |

See footnotes at end of table.

Table 5. Producer price indexes for the net output of selected industries and their products, not seasonally adjusted
—Continued

| Industry and product ¹ | Industry code | Product code | Index base | Index | | | Percent change to June 2006 from: | |
|---|---------------|--------------|------------|------------------------|-----------------------|------------------------|-----------------------------------|------------------|
| | | | | Feb. 2006 ² | May 2006 ² | June 2006 ² | June 2005 | May 2006 |
| Soybean processing—Continued | | | | | | | | |
| Soybean oil, all other types | | 311222-12 | 12/03 | 100.7 | 106.4 | 106.4 | 0.1 | 0.0 |
| Soybean cake, meal, and other byproducts | | 311222-4 | 12/79 | 92.5 | 90.7 | 90.9 | -8.6 | .2 |
| Secondary products and miscellaneous receipts | | 311222-SM | | | | | | |
| Secondary products | | 311222-S | 12/79 | 106.1 | 112.2 | 113.1 | -6.1 | .8 |
| Other oilseed processing | 311223 | | | | | | | |
| Primary products | | 311223-P | 12/03 | 105.7 | 102.6 | 104.6 | -2.3 | 1.9 |
| Cottonseed cake and meal and other byproducts | | 311223-A | 06/85 | 248.4 | 245.2 | 242.2 | 20.7 | -1.2 |
| Linseed oil | | 311223-D | 01/99 | 72.5 | 60.6 | 66.6 | -53.9 | 9.9 |
| Vegetable oils, nec | | 311223-G | 12/85 | 131.9 | 131.7 | 145.8 | -1.0 | 10.7 |
| Other vegetable oil mill products, nec | | 311223-J | 12/85 | 144.9 | 143.1 | 129.0 | 5.0 | -9.9 |
| Cottonseed oil, once refined after alkali or caustic wash but before deodorizing | | 311223-4 | 06/85 | 155.8 | 145.0 | 140.9 | -9.3 | -2.8 |
| Cotton linters | | 311223-7 | 06/85 | 116.1 | 119.9 | 119.9 | 2.6 | 0 |
| Secondary products and miscellaneous receipts | | 311223-SM | | | | | | |
| Miscellaneous receipts | | 311223-M | 12/03 | 104.2 | 110.5 | 118.1 | 10.9 | 6.9 |
| Secondary products | | 311223-S | 12/03 | 100.7 | 98.5 | 98.5 | -5.6 | 0 |
| Fats and oils refining and blending | 311225 | | | | | | | |
| Primary products | | 311225-P | 12/81 | 173.5 | 175.2 | 176.8 | 2.0 | .9 |
| Shortening and cooking oils (edible) | | 311225-1 | 12/81 | 183.1 | 185.6 | 187.5 | 3.1 | 1.0 |
| Baking or frying fats (shortening), 100% vegetable oil (edible) | | 311225-11 | 02/04 | 172.3 | 173.5 | 175.1 | 2.7 | .9 |
| Partially hydrogenated edible soybean cooking or salad oil (fully-refined & deod) | | 311225-14 | 02/04 | 88.3 | 90.1 | 90.9 | -4.2 | .9 |
| All other fully-refined edible shortening & cooking oils, except corn | | 311225-15 | 12/03 | 99.5 | 99.7 | 99.1 | 8.2 | -.6 |
| Vegetable oil mills, except corn, cottonseed & soybean (processing purchased veg) | | 311225-17 | 12/89 | 98.9 | 103.2 | 108.4 | 9.7 | 5.0 |
| Margarine, including butter blends | | 311225-4 | 02/04 | 129.9 | 129.4 | (³) | (³) | (³) |
| Secondary products and miscellaneous receipts | | 311225-SM | | | | | | |
| Margarine, including butter blends | | 311225-4 | 02/04 | 84.8 | 87.4 | 88.5 | 4.0 | 1.3 |
| Breakfast cereal manufacturing | 31123 | | 12/03 | 106.1 | 106.2 | 106.2 | 1.1 | 0 |
| Breakfast cereal manufacturing | 311230 | | | | | | | |
| Primary products | | 311230-P | 12/83 | 176.5 | 176.7 | 176.7 | 1.2 | 0 |
| Ready to serve cereal breakfast foods | | 311230-1 | 12/83 | 186.2 | 186.4 | 186.5 | .1 | .1 |
| Corn flakes and other corn breakfast foods | | 311230-111 | 12/83 | 184.9 | 185.2 | 185.2 | .1 | 0 |
| Wheat flakes and other wheat breakfast foods | | 311230-112 | 12/83 | 181.7 | 182.5 | 182.5 | -7 | 0 |
| Oat breakfast foods | | 311230-115 | 12/83 | 178.9 | 178.9 | 178.9 | -4 | 0 |
| Rice and other grains and mixed grain breakfast foods and preparations | | 311230-118 | 12/83 | 206.2 | 206.2 | 206.4 | .1 | .1 |
| Other cereal breakfast foods, incl infant, instant hot, & cooked before serving | | 311230-4 | 12/00 | 109.0 | 109.0 | 109.0 | 1.1 | 0 |
| Secondary products and miscellaneous receipts | | 311230-SM | 12/00 | 107.2 | 107.2 | 107.2 | .1 | 0 |
| Secondary products | | 311230-S | 12/83 | 157.9 | 157.9 | 157.9 | 5.9 | 0 |
| Sugar & confectionery product mfg | 3113 | | 12/84 | 153.5 | 155.8 | 155.8 | 6.2 | 0 |
| Sugar mfg | 31131 | | 12/03 | 122.7 | 126.2 | 126.9 | 21.4 | .6 |
| Sugarcane mills | 311311 | | | | | | | |
| Primary products | | 311311-P | 06/82 | 133.5 | 135.1 | 135.9 | 9.2 | .6 |
| Raw cane sugar and other cane mill products and byproducts | | 311311-1 | 06/82 | 133.2 | 134.6 | 135.4 | 8.8 | .6 |
| Secondary products and miscellaneous receipts | | 311311-SM | | | | | | |
| Cane sugar refining | 311312 | | | | | | | |
| Primary products | | 311312-P | 06/82 | 146.1 | 155.1 | 155.6 | 25.7 | .3 |
| Refined cane sugar and byproducts | | 311312-1 | 06/82 | 146.2 | 155.5 | 156.0 | 26.1 | .3 |
| Secondary products and miscellaneous receipts | | 311312-SM | | | | | | |
| Secondary products | | 311312-S | 12/02 | 117.7 | 119.6 | 119.6 | 13.7 | 0 |
| Beet sugar manufacturing | 311313 | | | | | | | |
| Primary products | | 311313-P | 06/82 | 141.6 | 141.8 | 142.8 | 24.3 | .7 |
| Refined beet sugar and byproducts | | 311313-1 | 06/82 | 144.9 | 146.1 | 146.9 | 25.9 | .5 |
| Refined beet sugar and byproducts | | 311313-1 | 06/82 | 147.4 | 148.6 | 149.4 | 26.0 | .5 |
| Choc & confectionery mfg from cacao beans | 31132 | | 12/03 | 103.0 | 104.4 | 104.3 | 3.1 | -.1 |
| Choc & confectionery mfg from cacao beans | 311320 | | | | | | | |
| Primary products | | 311320-P | 06/83 | 159.6 | 161.8 | 161.6 | 3.1 | -.1 |
| Chocolate coatings | | 311320-1 | 06/83 | 158.6 | 161.0 | 160.8 | 3.0 | -.1 |
| Milk chocolate coatings | | 311320-122 | 06/83 | 115.8 | 115.0 | 114.7 | 5.7 | -.3 |
| Other coatings including sweet, liquor, and cocoa | | 311320-172 | 06/83 | 106.2 | 104.9 | 106.7 | 4.2 | 1.7 |
| Chocolate confectionery products made from cocoa beans ground in the same establishment | | 311320-2 | 06/98 | 112.3 | 111.8 | 110.6 | 6.3 | -1.1 |
| Solid chocolate confectionery products, with or without inclusions | | 311320-2A | 06/83 | 183.8 | 189.3 | 189.2 | 5.0 | -.1 |
| Enrobed or molded chocolate confectionery products with any type of center | | 311320-2B | 06/91 | 124.1 | 127.3 | 126.9 | 2.3 | -.3 |
| Panned, assortments, and other chocolate confectionery products | | 311320-295 | 05/95 | 122.5 | 122.5 | 122.5 | .3 | 0 |
| Other chocolate and cocoa products including syrups and cocoa butter | | 311320-9 | 06/98 | 126.6 | 137.4 | 137.4 | 15.7 | 0 |
| Other chocolate and cocoa products including syrups and cocoa butter | | 311320-9 | 06/83 | 164.7 | 164.0 | 163.6 | -2.2 | -.2 |

See footnotes at end of table.

Table 5. Producer price indexes for the net output of selected industries and their products, not seasonally adjusted
—Continued

| Industry and product ¹ | Industry code | Product code | Index base | Index | | | Percent change to June 2006 from: | |
|--|---------------|--------------|------------|------------------------|-----------------------|------------------------|-----------------------------------|------------------|
| | | | | Feb. 2006 ² | May 2006 ² | June 2006 ² | June 2005 | May 2006 |
| Choc & confectionery mfg from cacao beans—Continued | | | | | | | | |
| Secondary products and miscellaneous receipts | | 311320-SM | | | | | | |
| Secondary products | | 311320-S | 06/83 | 140.2 | 139.7 | 139.9 | 0.4 | 0.1 |
| Confectionery mfg from purchased chocolate | 31133 | | 12/03 | 102.9 | 103.5 | 103.7 | 1.5 | .2 |
| Confectionery mfg. (purchased chocolate) | 311330 | | 12/03 | 102.8 | 103.5 | 103.7 | 1.5 | .2 |
| Primary products | | 311330-P | 12/03 | 102.8 | 103.6 | 103.8 | 1.6 | .2 |
| Chocolate & chocolate-type confectionery products packaged for shipment | | 311330-1 | 06/83 | 162.6 | 163.9 | 164.1 | 1.5 | .1 |
| Secondary products and miscellaneous receipts | | 311330-SM | | | | | | |
| Miscellaneous receipts | | 311330-M | 12/03 | 100.0 | 100.0 | 100.0 | 0 | 0 |
| Secondary products | | 311330-S | 12/03 | 104.5 | 104.5 | 104.4 | .9 | -.1 |
| Nonchocolate confectionery mfg | 31134 | | 12/03 | 112.0 | 113.9 | 113.2 | 2.3 | -.6 |
| Nonchocolate confectionery manufacturing | 311340 | | 12/03 | 112.0 | 113.8 | 113.2 | 2.3 | -.5 |
| Primary products | | 311340-P | 12/03 | 113.0 | 115.1 | 114.3 | 2.1 | -.7 |
| Nonchocolate-type confectionery products made and packaged for shipment .. | | 311340-1 | 06/83 | 166.3 | 168.2 | 168.3 | 3.3 | .1 |
| Chewing gum, bubble gum, and chewing gum base | | 311340-4 | 12/84 | 189.7 | 195.9 | 192.1 | 1.5 | -1.9 |
| Secondary products and miscellaneous receipts | | 311340-SM | | | | | | |
| Miscellaneous receipts | | 311340-M | 12/03 | 92.3 | 93.6 | 93.2 | 1.0 | -.4 |
| Secondary products | | 311340-S | 12/03 | 109.6 | 108.8 | 109.0 | 5.1 | .2 |
| Fruit & vegetable preserving & specialty food mfg | 3114 | | 12/84 | 143.2 | 143.7 | 144.9 | 2.2 | .8 |
| Frozen food manufacturing | 31141 | | 12/03 | 106.6 | 107.2 | 108.3 | 4.1 | 1.0 |
| Frozen fruit, juice, and vegetable manufacturing | 311411 | | 06/81 | 167.2 | 170.4 | 173.2 | 10.8 | 1.6 |
| Primary products | | 311411-P | 06/81 | 155.2 | 158.1 | 161.0 | 11.3 | 1.8 |
| Frozen fruits & concentrated juices, ades, drinks, and nonalcoholic cocktails ... | | 311411-1 | 06/81 | 168.2 | 174.4 | 181.8 | 31.2 | 4.2 |
| Frozen fruits incl. berries, cherries, apples, applesauce, and melons etc. | | 311411-11 | 12/90 | 153.6 | 156.1 | 174.4 | 18.2 | 11.7 |
| Frozen concentrated orange juice | | 311411-12 | 06/81 | 132.3 | 150.9 | (³) | (³) | (³) |
| Frozen vegetable and potato products including mixed vegetable combinations | | 311411-4 | 06/81 | 151.7 | 153.0 | 153.5 | 1.5 | .3 |
| Frozen vegetables, excluding mixed vegetable combinations and potato products | | 311411-41 | 06/97 | 109.4 | 109.6 | 109.6 | .9 | 0 |
| Frozen vegetable combinations, (incl mixed with pasta, rice, and sauces) ... | | 311411-42 | 12/90 | 105.4 | 105.9 | 105.9 | .9 | 0 |
| Frozen french-fried potatoes | | 311411-43 | 06/81 | 162.0 | 162.7 | 164.1 | 1.4 | .9 |
| Other frozen potato products, including hashbrowns, patties, puffs etc. | | 311411-44 | 06/81 | 145.6 | 154.0 | 153.3 | 4.2 | -.5 |
| Secondary products and miscellaneous receipts | | 311411-SM | | | | | | |
| Secondary products | | 311411-S | 06/81 | 137.6 | 140.3 | 139.6 | 7.3 | -.5 |
| Frozen specialty food manufacturing | 311412 | | 12/82 | 144.0 | 143.7 | 144.6 | .6 | .6 |
| Primary products | | 311412-P | 12/82 | 146.9 | 146.5 | 147.6 | .8 | .8 |
| Frozen dinners, entrees and side dishes | | 311412-1 | 12/82 | 144.0 | 143.5 | 144.2 | .3 | .5 |
| Frozen pizza | | 311412-16 | 12/82 | 115.7 | 115.3 | 115.8 | -.4 | .4 |
| Frozen nationality foods except pizza | | 311412-17 | 06/05 | 101.2 | 100.9 | 102.9 | 2.9 | 2.0 |
| Other frozen dinners, entrees & side dishes | | 311412-18 | 06/05 | 100.1 | 99.7 | 99.6 | -.4 | -.1 |
| Other frozen specialties, incl waffles, pancakes, french toast & whipped topping | | 311412-4 | 06/91 | 119.6 | 119.5 | 121.4 | 2.1 | 1.6 |
| Secondary products and miscellaneous receipts | | 311412-SM | | | | | | |
| Miscellaneous receipts | | 311412-M | 12/98 | 122.6 | 122.7 | (³) | (³) | (³) |
| Secondary products | | 311412-S | 12/82 | 138.2 | 138.4 | 138.1 | -1.9 | -.2 |
| Fruit & vegetable canning, pickling & drying | 31142 | | 12/03 | 105.1 | 107.1 | 107.8 | 3.6 | .7 |
| Fruit and vegetable canning | 311421 | | 06/81 | 152.7 | 154.9 | 155.8 | 2.6 | .6 |
| Primary products | | 311421-P | 06/81 | 152.1 | 154.1 | 154.9 | 2.1 | .5 |
| Catsup and other canned tomato sauces, pastes, etc. | | 311421-D | 06/81 | 149.1 | 155.2 | 154.7 | 4.1 | -.3 |
| Canned jams, jellies and preserves | | 311421-G | 06/81 | 154.2 | (³) | 155.1 | 2.0 | (³) |
| Canned fruit juices, nectars and concentrates | | 311421-J | 06/95 | 121.8 | 122.9 | 124.0 | 2.2 | .9 |
| Fresh fruit juices and nectars, single strength | | 311421-N | 06/95 | 108.3 | 108.2 | 108.2 | 1.2 | 0 |
| Pickles and other pickled products | | 311421-Q | 06/81 | 200.0 | 200.6 | 200.5 | 2.0 | 0 |
| Canned fruits, except baby foods | | 311421-1 | 06/81 | 155.7 | 156.4 | 156.0 | 1.7 | -.3 |
| Canned vegetables, except hominy and mushrooms | | 311421-4 | 06/81 | 143.8 | 143.8 | 146.9 | 0 | 2.2 |
| Secondary products and miscellaneous receipts | | 311421-SM | | | | | | |
| Miscellaneous receipts | | 311421-M | 06/81 | 110.4 | (³) | 114.3 | 3.5 | (³) |
| Secondary products | | 311421-S | 06/81 | 171.8 | 175.4 | 178.9 | 8.8 | 2.0 |
| Specialty canning | 311422 | | 12/82 | 185.8 | 188.5 | 189.5 | 2.7 | .5 |
| Primary products | | 311422-P | 12/82 | 191.3 | 194.1 | 195.2 | 2.4 | .6 |
| Canned baby foods, except cereal and biscuits | | 311422-1 | 12/82 | 238.3 | (³) | 238.3 | 4.0 | (³) |
| Canned soups, except frozen or seafood | | 311422-2 | 12/82 | 239.6 | 243.3 | 245.5 | 2.0 | .9 |
| Canned dry beans including baked | | 311422-3 | 12/82 | 131.4 | 136.8 | 136.8 | 6.0 | 0 |
| Canned specialty foods | | 311422-4 | 12/82 | 134.6 | 136.0 | 136.0 | -.9 | 0 |
| Secondary products and miscellaneous receipts | | 311422-SM | | | | | | |
| Secondary products | | 311422-S | 12/82 | 159.3 | 162.8 | 162.8 | 3.0 | 0 |

See footnotes at end of table.

Table 5. Producer price indexes for the net output of selected industries and their products, not seasonally adjusted
—Continued

| Industry and product ¹ | Industry code | Product code | Index base | Index | | | Percent change to June 2006 from: | |
|--|---------------|--------------|------------|------------------------|-----------------------|------------------------|-----------------------------------|------------------|
| | | | | Feb. 2006 ² | May 2006 ² | June 2006 ² | June 2005 | May 2006 |
| Dried and dehydrated food manufacturing | 311423 | | 12/82 | 155.7 | 164.5 | 166.5 | 10.6 | 1.2 |
| Primary products | | 311423-P | 12/82 | 153.0 | 163.4 | 165.7 | 14.2 | 1.4 |
| Dried soup mixes | | 311423-1 | 12/82 | 139.9 | 145.6 | (³) | (³) | (³) |
| Dried and dehydrated fruits and vegetables | | 311423-4 | 12/82 | 156.4 | 168.3 | 171.0 | 17.1 | 1.6 |
| Secondary products and miscellaneous receipts | | 311423-SM | | | | | | |
| Miscellaneous receipts | | 311423-M | 09/86 | 197.3 | 191.9 | (³) | (³) | (³) |
| Secondary products | | 311423-S | 12/82 | 153.6 | 153.8 | 153.4 | .6 | -.3 |
| Dairy product mfg | 3115 | | 12/84 | 148.9 | 143.5 | 143.8 | -3.8 | .2 |
| Dairy products mfg | 31151 | | 12/03 | 106.3 | 101.8 | 102.1 | -4.7 | .3 |
| Fluid milk manufacturing | 311511 | | 12/82 | 166.5 | 159.4 | 158.9 | -1.9 | -.3 |
| Primary products | | 311511-P | 12/82 | 161.6 | 153.6 | 153.1 | -3.3 | -.3 |
| Yogurt, except frozen | | 311511-A | 12/82 | 132.4 | 132.4 | 132.4 | 1.0 | 0 |
| Perishable dairy product substitutes incl flavored dips, coffee whiteners etc. | | 311511-D | 12/91 | 121.2 | 126.4 | 126.4 | 10.1 | 0 |
| Other packaged milk products, nec incl flavored milks, eggnog, buttermilk etc. | | 311511-G | 12/91 | 147.4 | 141.7 | 143.1 | .4 | 1.0 |
| Bulk fluid milk and cream | | 311511-1 | 12/91 | 114.4 | 107.2 | 107.1 | -5.7 | -.1 |
| Packaged fluid milk and related products, incl. cartons, bottles, cans etc. | | 311511-4 | 12/82 | 173.1 | 163.2 | 162.3 | -4.2 | -.6 |
| Fluid whole milk, packaged (including U.H.T.) | | 311511-41 | 12/82 | 166.0 | 156.0 | 155.1 | -5.0 | -.6 |
| Reduced fat 2% milk, 1% lowfat milk, and 0.5% milk, packaged (including U.H.T.) | | 311511-42 | 12/82 | 186.0 | 174.8 | 173.9 | -4.3 | -.5 |
| Fat free or skim milk, packaged (including U.H.T.) | | 311511-43 | 12/82 | 190.6 | 180.6 | 179.0 | -3.1 | -.9 |
| Cream, half-and-half, and dairy-based whipped toppings | | 311511-44 | 06/98 | 124.6 | 119.2 | 119.4 | -2.8 | .2 |
| Cottage cheese (including farmer's cheese, pot cheese, and baker's cheese) . | | 311511-7 | 12/82 | 172.7 | 170.0 | 169.5 | .7 | -.3 |
| Secondary products and miscellaneous receipts | | 311511-SM | | | | | | |
| Miscellaneous receipts | | 311511-M | 12/82 | 187.8 | 186.4 | 186.1 | 5.0 | -.2 |
| Secondary products | | 311511-S | 12/82 | 145.7 | 143.8 | 143.2 | 3.8 | -.4 |
| Creamery butter manufacturing | 311512 | | 06/84 | 96.3 | 92.6 | 92.3 | -16.5 | -.3 |
| Primary products | | 311512-P | 06/84 | 90.6 | 87.4 | 87.3 | -18.4 | -.1 |
| Creamery butter | | 311512-1 | 06/84 | 90.6 | 87.4 | 87.3 | -18.4 | -.1 |
| Secondary products and miscellaneous receipts | | 311512-SM | | | | | | |
| Secondary products | | 311512-S | 06/84 | 98.6 | 94.0 | 92.7 | -9.6 | -1.4 |
| Cheese manufacturing | 311513 | | 06/81 | 137.1 | 129.8 | 131.3 | -8.4 | 1.2 |
| Primary products | | 311513-P | 06/81 | 129.4 | 123.6 | 126.0 | -10.3 | 1.9 |
| Raw liquid whey | | 311513-A | 12/04 | 125.0 | 100.4 | 99.1 | -25.5 | -1.3 |
| Natural cheese (cheddar, swiss, italian, brick, etc.) excl. cottage cheese | | 311513-1 | 06/81 | 121.7 | 116.2 | 118.5 | -11.4 | 2.0 |
| Natural cheese, excl. low fat, shipped in consumer packages (3 lbs. or less) | | 311513-11 | 12/04 | 96.1 | 93.6 | 93.8 | -4.0 | .2 |
| Natural cheese, excl. low fat, shipped in packages of more than 3 lbs. or bulk | | 311513-12 | 12/04 | 79.3 | 74.8 | 76.9 | -15.2 | 2.8 |
| Low fat natural cheese, except cottage cheese, shipped in all sizes | | 311513-13 | 12/04 | 86.2 | 81.6 | 84.7 | -13.0 | 3.8 |
| Processed cheese and related products | | 311513-4 | 06/81 | 136.0 | 131.2 | 133.8 | -6.5 | 2.0 |
| Cheese substitutes and imitations | | 311513-7 | 12/04 | 101.5 | 97.7 | 97.7 | -4.2 | 0 |
| Secondary products and miscellaneous receipts | | 311513-SM | | | | | | |
| Miscellaneous receipts | | 311513-M | 06/81 | 155.8 | 145.4 | 145.3 | -12.4 | -.1 |
| Secondary products | | 311513-S | 06/81 | 148.9 | 135.3 | 132.6 | 5.4 | -2.0 |
| Dry, condensed, and evaporated dairy mfg | 311514 | | 12/83 | 150.8 | 148.3 | 148.4 | -.9 | .1 |
| Primary products | | 311514-P | 12/83 | 168.1 | 165.2 | 165.7 | .3 | .3 |
| Ice cream mixes and related products incl yogurt, ice milk, and milkshake mixes | | 311514-A | 04/00 | (³) | (³) | (³) | (³) | (³) |
| Dairy product substitutes, incl. dry coffee whiteners, and infants' formula etc. ... | | 311514-D | 06/92 | 135.7 | 136.0 | 136.0 | 1.9 | 0 |
| Dry milk products and mixtures incl. ndm, and all feed grade dry milk | | 311514-1 | 12/83 | 147.8 | 142.4 | 144.3 | .9 | 1.3 |
| Canned milk products, consumer cans incl evap. and condensed, excl. substitutes | | 311514-4 | 12/83 | 204.4 | 208.5 | 205.5 | -.6 | -1.4 |
| Concentrated milk products shipped in bulk (drums, tanks etc.) excl. substitutes | | 311514-7 | 12/83 | 130.3 | 119.2 | 120.6 | -6.9 | 1.2 |
| Secondary products and miscellaneous receipts | | 311514-SM | | | | | | |
| Miscellaneous receipts | | 311514-M | 12/83 | 134.4 | (³) | 139.1 | 7.7 | (³) |
| Secondary products | | 311514-S | 12/83 | 97.4 | 95.8 | 94.6 | -6.2 | -1.3 |
| Ice cream and frozen dessert mfg | 31152 | | 12/03 | 106.6 | 106.7 | 106.6 | 2.2 | -.1 |
| Ice cream and frozen desserts | 311520 | | 06/83 | 171.4 | 171.5 | 171.2 | 2.1 | -.2 |
| Primary products | | 311520-P | 06/83 | 173.4 | 173.7 | 173.5 | 2.1 | -.1 |
| Ice cream and frozen desserts | | 311520-1 | 06/83 | 173.4 | 173.7 | 173.5 | 2.1 | -.1 |
| Ice cream, excl. lowfat and nonfat incl custards, shipped bulk (3 gal or more) | | 311520-11 | 06/83 | 178.5 | 177.2 | 176.7 | .8 | -.3 |
| Ice cream, excl. lowfat and nonfat, incl custards, (sizes less than 3 gal) | | 311520-12 | 06/83 | 180.5 | 180.9 | 181.0 | 2.8 | .1 |
| Novelty form ice cream, excluding lowfat and nonfat (including custards) | | 311520-13 | 06/92 | 124.8 | 125.4 | 125.3 | 2.1 | -.1 |
| Lowfat and nonfat ice cream, including custards and novelty forms | | 311520-14 | 12/98 | 109.7 | 109.9 | 109.8 | .5 | -.1 |
| Other frozen desserts (yogurt, sherbet, water ices, mellorine, pudding etc.) . | | 311520-15 | 12/98 | 116.0 | 116.2 | 115.4 | 1.4 | -.7 |
| Secondary products and miscellaneous receipts | | 311520-SM | | | | | | |

See footnotes at end of table.

Table 5. Producer price indexes for the net output of selected industries and their products, not seasonally adjusted
—Continued

| Industry and product ¹ | Industry code | Product code | Index base | Index | | | Percent change to June 2006 from: | |
|--|---------------|--------------|------------|------------------------|-----------------------|------------------------|-----------------------------------|------------------|
| | | | | Feb. 2006 ² | May 2006 ² | June 2006 ² | June 2005 | May 2006 |
| Ice cream and frozen desserts—Continued | | | | | | | | |
| Miscellaneous receipts | | 311520-M | 06/83 | 169.0 | 171.7 | 170.4 | 4.7 | -0.8 |
| Secondary products | | 311520-S | 06/83 | 149.9 | 144.9 | 145.6 | .1 | .5 |
| Animal slaughtering & processing | 31161 | | 12/84 | 128.7 | 128.1 | 131.5 | -3.8 | 2.7 |
| Animal (except poultry) slaughtering | 311611 | | 12/80 | 135.0 | 135.4 | 137.3 | -3.6 | 1.4 |
| Primary products | | 311611-P | 12/80 | 137.8 | 138.2 | 140.3 | -3.6 | 1.5 |
| Fresh and frozen pork, not canned or made into sausage; mitse | | 311611-A | 12/80 | 121.1 | 132.9 | 138.4 | -3 | 4.1 |
| Lard; mitse | | 311611-D | 12/80 | 176.7 | 183.0 | 178.1 | -17.2 | -2.7 |
| Pork, processed or cured, but not canned or made into sausage; mitse | | 311611-G | 12/80 | 133.9 | 126.6 | 131.0 | -10.9 | 3.5 |
| Sausages and similar products, but not canned; mitse | | 311611-J | 12/80 | 136.8 | 139.4 | 139.9 | -2.6 | .4 |
| Hides, skins, and pelts; mitse | | 311611-Q | 12/80 | 159.2 | 166.1 | 169.5 | 4.7 | 2.0 |
| Miscellaneous by-products of meat packing; mitse | | 311611-T | 12/80 | 134.8 | 119.0 | 121.3 | -13.4 | 1.9 |
| Fresh and frozen beef, not canned or made into sausage; mitse | | 311611-1 | 12/80 | 139.3 | 136.8 | 137.7 | -4.3 | .7 |
| Whole or half carcass & primal beef cuts not canned or made into sausage; mitse | | 311611-11 | 12/80 | 149.2 | 142.5 | 143.6 | -5.5 | .8 |
| Subprimal & fabricated beef cuts however packed incl. plastic lined boxes; mitse | | 311611-12 | 12/95 | 140.2 | 140.7 | 143.6 | .5 | 2.1 |
| Fresh/frozen boneless beef incl hamburger, not canned/made into sausage; mitse | | 311611-13 | 12/80 | 109.0 | 102.3 | 98.8 | -14.3 | -3.4 |
| Other fresh/frozen beef incl. corned or organ cuts, not canned or sausage; mitse | | 311611-14 | 12/80 | 108.0 | 110.2 | 100.2 | -27.7 | -9.1 |
| Fresh and frozen veal not canned or made into sausage; mitse | | 311611-4 | 01/89 | 121.8 | (³) | (³) | (³) | (³) |
| Fresh and frozen lamb or mutton, not canned or made into sausage; mitse | | 311611-7 | 12/95 | 120.4 | 120.1 | 122.0 | -8.4 | 1.6 |
| Secondary products and miscellaneous receipts | | 311611-SM | | | | | | |
| Miscellaneous receipts | | 311611-M | 06/01 | 110.3 | 112.9 | 111.8 | -1.0 | -1.0 |
| Secondary products | | 311611-S | 12/80 | 69.3 | 65.5 | 67.0 | -7.3 | 2.3 |
| Meat processed from carcasses | 311612 | | 12/82 | 134.6 | 136.2 | 137.7 | 1.3 | 1.1 |
| Primary products | | 311612-P | 12/82 | 131.1 | 132.7 | 133.3 | .5 | .5 |
| Other processed meats not made in meat packing plants, including boxed meats | | 311612-A | 12/82 | 135.8 | 136.1 | 135.3 | -2.5 | -.6 |
| Frozen ground meat patties (processed, frozen, or cooked) | | 311612-A2 | 12/88 | 128.7 | 128.3 | 124.3 | -8.8 | -3.1 |
| Frozen portion control meats (processed, frozen, or cooked) | | 311612-A3 | 12/88 | 126.9 | 126.8 | 127.3 | -.9 | .4 |
| Other processed, frozen, or cooked meats, not made in meat packing plants | | 311612-A4 | 12/88 | 118.8 | 119.8 | 121.1 | 2.1 | 1.1 |
| Pork, processed or cured, including frozen not canned or made into sausage .. | | 311612-1 | 12/82 | 109.4 | 112.3 | 115.6 | 6.5 | 2.9 |
| Sausage and similar products, except canned, not made in meat packing plants | | 311612-4 | 12/82 | 140.5 | 142.5 | 142.4 | -.1 | -.1 |
| Fresh sausage (pork sausage, breakfast links etc.), except canned | | 311612-41 | 12/82 | 147.4 | 154.8 | 155.7 | 4.0 | .6 |
| Dry or semidry sausage and similar products (pepperoni, summer sausage, etc.) | | 311612-42 | 12/82 | 132.3 | 132.5 | 132.1 | -1.0 | -.3 |
| Frankfurters, including wieners, except canned, not made in meat packing plants | | 311612-43 | 12/82 | 148.6 | 148.2 | 148.4 | -.9 | .1 |
| Other sausage, smoked or cooked, and jellied goods and similar preparations | | 311612-44 | 12/82 | 135.3 | 137.5 | 136.9 | -.9 | -.4 |
| Canned meats (except dog, cat, and baby food) containing 20 percent or more meat | | 311612-7 | 12/82 | 129.7 | 129.9 | 130.2 | 0 | .2 |
| Secondary products and miscellaneous receipts | | 311612-SM | | | | | | |
| Miscellaneous receipts | | 311612-M | 12/82 | 159.7 | 164.6 | 179.1 | 10.6 | 8.8 |
| Secondary products | | 311612-S | 12/82 | 141.3 | 140.4 | 141.1 | .6 | .5 |
| Rendering and meat byproduct processing | 311613 | | 12/82 | 120.0 | 111.6 | 106.9 | -17.0 | -4.2 |
| Primary products | | 311613-P | 12/82 | 117.7 | 109.3 | 104.3 | -17.6 | -4.6 |
| Animal & marine grease, incl. lard, except canned | | 311613-1 | 12/82 | 128.5 | 115.4 | 107.3 | -17.7 | -7.0 |
| Animal and marine feed and fertilizer byproducts | | 311613-4 | 12/82 | 102.5 | 96.6 | 93.3 | -17.6 | -3.4 |
| Meat and bone meal feed and fertilizer byproducts | | 311613-41 | 12/82 | 84.1 | 80.1 | 77.3 | -24.0 | -3.5 |
| Other feed and fertilizer byproducts | | 311613-42 | 12/82 | 131.1 | 122.7 | 118.4 | -11.6 | -3.5 |
| Secondary products and miscellaneous receipts | | 311613-SM | | | | | | |
| Miscellaneous receipts | | 311613-M | 12/82 | 101.9 | 91.3 | 98.3 | -10.6 | 7.7 |
| Secondary products | | 311613-S | 12/82 | 151.1 | 162.5 | (³) | (³) | (³) |
| Poultry processing | 311615 | | 12/81 | 121.0 | 117.0 | 125.1 | -8.4 | 6.9 |
| Primary products | | 311615-P | 12/81 | 121.9 | 117.9 | 126.3 | -8.3 | 7.1 |
| Processed poultry & small game (has 20 percent or more poultry/meat) excl. soups | | 311615-D | 12/81 | 132.6 | 130.6 | 132.5 | -.7 | 1.5 |
| Young chickens (usually under 20 weeks of age), whole or parts | | 311615-1 | 12/81 | 121.6 | 115.9 | 129.5 | -13.0 | 11.7 |
| Bulk wet ice pack broilers and fryers | | 311615-1111 | 12/81 | 120.3 | 117.0 | 140.0 | -17.7 | 19.7 |
| Bulk dry ice packed broilers and fryers, and roasters, and capons incl. frozen | | 311615-1221 | 12/81 | 107.0 | 103.4 | 113.4 | -10.9 | 9.7 |
| Tray pack broilers and fryers (consumer packaged), chilled | | 311615-1331 | 12/81 | 106.7 | 105.1 | 107.7 | -7.6 | 2.5 |
| Other broilers and fryers, including frozen | | 311615-1441 | 12/81 | 141.5 | 124.4 | 136.0 | -9.9 | 9.3 |
| Turkeys (including frozen whole or parts) | | 311615-7 | 12/81 | 108.2 | 109.5 | 111.7 | .8 | 2.0 |
| Secondary products and miscellaneous receipts | | 311615-SM | | | | | | |
| Miscellaneous receipts | | 311615-M | 12/81 | (³) | (³) | (³) | (³) | (³) |
| Secondary products | | 311615-S | 12/81 | 69.8 | 65.6 | 65.6 | -6.0 | 0 |

See footnotes at end of table.

Table 5. Producer price indexes for the net output of selected industries and their products, not seasonally adjusted
—Continued

| Industry and product ¹ | Industry code | Product code | Index base | Index | | | Percent change to June 2006 from: | |
|---|---------------|--------------|------------|------------------------|-----------------------|------------------------|-----------------------------------|------------------|
| | | | | Feb. 2006 ² | May 2006 ² | June 2006 ² | June 2005 | May 2006 |
| Seafood product preparation & packaging | 3117 | | 12/03 | 106.4 | 106.7 | 106.1 | 0.4 | -0.6 |
| Seafood product preparation & packaging | 31171 | | 12/03 | 106.4 | 106.7 | 106.1 | .4 | -.6 |
| Seafood canning | 311711 | | 12/84 | 113.9 | 113.4 | 122.5 | 8.1 | 8.0 |
| Primary products | | 311711-P | 12/84 | 117.2 | 117.4 | 127.2 | 9.2 | 8.3 |
| Canned & cured fish & seafoods, incl soup (except frozen) | | 311711-1 | 12/84 | 117.2 | 117.4 | 127.2 | 9.2 | 8.3 |
| Secondary products and miscellaneous receipts | | 311711-SM | | | | | | |
| Miscellaneous receipts | | 311711-M | 06/97 | 94.6 | (³) | (³) | (³) | (³) |
| Secondary products | | 311711-S | 12/84 | 125.9 | 116.2 | 125.9 | 0 | 8.3 |
| Fresh & frozen seafood processing | 311712 | | 12/82 | 171.4 | 172.1 | 169.3 | -.5 | -1.6 |
| Primary products | | 311712-P | 12/82 | 175.8 | 176.8 | 173.5 | -.6 | -1.9 |
| Prepared fresh fish and other fresh seafood | | 311712-1 | 12/82 | 214.6 | 221.2 | 226.6 | 9.5 | 2.4 |
| Prepared frozen fish, excluding shellfish | | 311712-2 | 12/82 | 180.4 | 183.0 | 186.7 | 8.2 | 2.0 |
| Prepared frozen shellfish | | 311712-3 | 12/96 | 122.4 | 116.7 | 104.4 | -22.1 | -10.5 |
| Prepared frozen shrimp | | 311712-31 | 12/96 | 85.1 | 79.5 | 82.4 | -11.4 | 3.6 |
| Other prepared frozen shellfish, incl crabs, lobster tails, oysters & clams | | 311712-32 | 12/96 | 169.7 | 164.5 | 128.3 | -31.0 | -22.0 |
| Other prepared frozen seafoods, nec | | 311712-4 | 12/96 | 113.9 | 121.6 | 119.6 | 16.1 | -1.6 |
| Secondary products and miscellaneous receipts | | 311712-SM | | | | | | |
| Miscellaneous receipts | | 311712-M | 12/82 | 132.8 | (³) | (³) | (³) | (³) |
| Secondary products | | 311712-S | 12/82 | 101.5 | 100.9 | 100.9 | .2 | 0 |
| Bakeries & tortilla mfg | 3118 | | 12/03 | 104.6 | 104.8 | 105.0 | 2.3 | .2 |
| Bread & bakery product mfg | 31181 | | 12/03 | 105.8 | 106.2 | 106.3 | 2.9 | .1 |
| Retail bakeries | 311811 | | 12/03 | 105.0 | 107.3 | 107.3 | 3.5 | 0 |
| Primary products | | 311811-P | 12/99 | 117.3 | 119.8 | 119.8 | 3.4 | 0 |
| Retail bakery products | | 311811-0 | 12/99 | 117.3 | 119.8 | 119.8 | 3.4 | 0 |
| Commercial bakeries | 311812 | | 06/80 | 239.9 | 240.0 | 240.7 | 2.7 | .3 |
| Primary products | | 311812-P | 06/80 | 242.5 | 244.6 | 245.3 | 3.9 | .3 |
| Pies, except frozen, including fruit, cream and custard | | 311812-A | 06/80 | 238.9 | 250.5 | 249.8 | 3.8 | -.3 |
| Other sweet goods, except frozen, incl doughnuts, pastries, etc. | | 311812-D | 06/80 | 228.6 | 233.2 | 232.8 | 2.4 | -.2 |
| Bread | | 311812-1 | 06/80 | 253.6 | 253.3 | 254.3 | 3.0 | .4 |
| White pan bread, including frozen | | 311812-11 | 06/80 | (³) | 254.5 | 255.2 | (³) | .3 |
| White hearth bread, including french and italian | | 311812-12 | 06/80 | (³) | 265.6 | 269.6 | (³) | 1.5 |
| Other variety breads, incl. unleavened, rye, raisin, pumpkin, etc. | | 311812-14 | 06/80 | (³) | 250.7 | 251.0 | (³) | .1 |
| Bread type rolls, muffins, bagels and croissants | | 311812-4 | 06/80 | 231.4 | 230.7 | 231.9 | 3.1 | .5 |
| Hamburger and wiener rolls | | 311812-41 | 06/80 | (³) | 227.3 | 229.8 | (³) | 1.1 |
| All other bread rolls & stuffing, incl muffins, bagels, and croissants | | 311812-42 | 06/99 | (³) | 119.4 | 119.4 | (³) | 0 |
| Soft cakes, except frozen, incl fruit, pound, layer, etc. | | 311812-7 | 06/80 | 243.8 | 255.3 | 255.3 | 10.5 | 0 |
| Secondary products and miscellaneous receipts | | 311812-SM | | | | | | |
| Miscellaneous receipts | | 311812-M | 06/80 | 225.3 | 212.4 | 212.5 | -5.7 | 0 |
| Secondary products | | 311812-S | 06/80 | 181.6 | 182.9 | 182.8 | 1.4 | -.1 |
| Frozen cakes, pies, & other pastries mfg | 311813 | | 06/91 | 135.0 | 135.9 | 135.2 | 4.7 | -.5 |
| Primary products | | 311813-P | 12/82 | 191.8 | 192.8 | 191.9 | 4.9 | -.5 |
| Frozen bakery products, incl. pies, cakes, sweet yeast goods, pastries, etc. | | 311813-1 | 12/82 | 191.8 | 192.8 | 191.9 | 4.9 | -.5 |
| Secondary products and miscellaneous receipts | | 311813-SM | | | | | | |
| Secondary products | | 311813-S | 06/91 | 120.9 | 123.7 | 122.3 | 3.5 | -1.1 |
| Cookie, cracker & pasta mfg | 31182 | | 12/03 | 102.6 | 102.9 | 102.9 | 1.5 | 0 |
| Cookie and cracker manufacturing | 311821 | | 06/83 | 186.7 | 187.3 | 187.4 | 1.5 | .1 |
| Primary products | | 311821-P | 06/83 | 189.5 | 190.0 | 190.3 | 1.9 | .2 |
| Crackers, soft pretzels, biscuits, and related products | | 311821-1 | 06/83 | 211.3 | 210.9 | 211.4 | 2.2 | .2 |
| Cookies, wafers, and ice cream cones and cups, except frozen | | 311821-4 | 06/83 | 173.4 | 174.4 | 174.5 | 1.6 | .1 |
| Secondary products and miscellaneous receipts | | 311821-SM | | | | | | |
| Miscellaneous receipts | | 311821-M | 06/83 | 157.9 | (³) | (³) | (³) | (³) |
| Secondary products | | 311821-S | 06/83 | 169.0 | 170.4 | 170.4 | 1.7 | 0 |
| Flour mixes & dough mfg from purch flour | 311822 | | 06/85 | 138.3 | 138.9 | 138.8 | 2.2 | -.1 |
| Primary products | | 311822-P | 06/85 | 136.2 | 136.9 | 136.8 | 2.2 | -.1 |
| Flour mixes and refrigerated and frozen doughs and batters, made from purchased | | 311822-6 | 06/85 | 136.2 | 136.9 | 136.8 | 2.2 | -.1 |
| Flour mixes | | 311822-61 | 06/85 | 127.8 | 128.9 | 128.7 | 2.1 | -.2 |
| Cake mixes, including gingerbread | | 311822-611 | 06/92 | 109.7 | 109.9 | 109.9 | .8 | 0 |
| All other flour based mixes, except cake mixes | | 311822-613 | 06/98 | 111.5 | 112.8 | 112.5 | 2.6 | -.3 |
| Refrigerated doughs and batters incl bread, bread-type rolls, and biscuit dough | | 311822-64 | 06/85 | 151.3 | 151.4 | 151.4 | .1 | 0 |
| Frozen doughs and batters | | 311822-66 | 06/92 | 131.9 | 132.5 | 132.4 | 3.7 | -.1 |
| Frozen bread and bread-type-roll doughs, all sizes | | 311822-661 | 06/92 | 136.5 | 136.5 | (³) | (³) | (³) |
| All other frozen doughs and batters, incl. cookie, pizza, coffee cake, etc. | | 311822-662 | 06/92 | 128.8 | 129.7 | 129.6 | 4.4 | -.1 |
| Secondary products and miscellaneous receipts | | 311822-SM | | | | | | |
| Secondary products | | 311822-S | 06/85 | 144.3 | (³) | 144.3 | 2.5 | (³) |

See footnotes at end of table.

Table 5. Producer price indexes for the net output of selected industries and their products, not seasonally adjusted
—Continued

| Industry and product ¹ | Industry code | Product code | Index base | Index | | | Percent change to June 2006 from: | |
|--|---------------|--------------|------------|------------------------|-----------------------|------------------------|-----------------------------------|------------------|
| | | | | Feb. 2006 ² | May 2006 ² | June 2006 ² | June 2005 | May 2006 |
| Dry pasta manufacturing | 311823 | | 06/85 | 127.5 | 127.5 | 127.5 | -1.0 | 0.0 |
| Primary products | | 311823-P | 06/85 | 128.4 | 128.4 | 128.4 | -5 | 0 |
| Macaroni, spaghetti, vermicelli, and noodles | | 311823-3 | 06/85 | 128.4 | 128.4 | 128.4 | -5 | 0 |
| Secondary products and miscellaneous receipts | | 311823-SM | | | | | | |
| Miscellaneous receipts | | 311823-M | 12/93 | 104.8 | 104.8 | (³) | (³) | (³) |
| Tortilla mfg | 31183 | | 12/03 | 105.3 | 101.0 | 104.3 | 1.1 | 3.3 |
| Tortilla manufacturing | 311830 | | 12/03 | 105.4 | 101.0 | 104.3 | 1.1 | 3.3 |
| Primary products | | 311830-P | 06/91 | 126.1 | 124.6 | 125.6 | .2 | .8 |
| Tortillas, not frozen | | 311830-1 | 06/91 | 126.1 | 124.6 | 125.6 | .2 | .8 |
| Other food manufacturing | 3119 | | 12/03 | 106.4 | 106.9 | 107.7 | 1.7 | .7 |
| Snack food mfg | 31191 | | 12/03 | 107.7 | 108.2 | 110.8 | 1.6 | 2.4 |
| Roasted nuts & peanut butter mfg | 311911 | | 12/03 | 110.8 | 112.7 | 120.8 | -6.7 | 7.2 |
| Primary products | | 311911-P | 12/03 | 112.1 | 114.1 | 122.9 | -7.2 | 7.7 |
| Nuts and seeds (salted, roasted, cooked, or blanched) | | 311911-1 | 06/91 | 148.1 | 151.5 | 166.3 | -8.8 | 9.8 |
| Processed nuts, sold in bulk | | 311911-11 | 06/91 | 152.2 | 158.6 | 186.6 | -12.5 | 17.7 |
| Canned nuts | | 311911-12 | 06/91 | 103.1 | 102.6 | 102.6 | -2 | 0 |
| Other packaged nuts, and all seeds | | 311911-13 | 06/91 | 148.5 | 149.4 | 151.1 | -5.6 | 1.1 |
| Peanut butter | | 311911-4 | 12/85 | 141.9 | 141.9 | 141.9 | 0 | 0 |
| Secondary products and miscellaneous receipts | | 311911-SM | | | | | | |
| Secondary products | | 311911-S | 06/91 | 99.2 | 100.2 | 100.2 | 1.5 | 0 |
| Other snack food manufacturing | 311919 | | 06/91 | 132.1 | 132.1 | 132.8 | 5.5 | .5 |
| Primary products | | 311919-P | 12/85 | 151.7 | 151.6 | 152.5 | 5.7 | .6 |
| Potato chips and sticks, plain and flavored | | 311919-1 | 12/85 | 155.6 | 155.9 | 155.9 | 5.2 | 0 |
| Corn chips and related products | | 311919-4 | 12/85 | 139.1 | 139.1 | 140.5 | 7.0 | 1.0 |
| Corn curls and related products | | 311919-43 | 06/91 | 108.8 | 108.8 | 108.8 | 2.1 | 0 |
| Corn and tortilla chips | | 311919-49 | 06/91 | 132.1 | 132.1 | 133.5 | 7.4 | 1.1 |
| Other chips, sticks (hard pretzels, bacon rinds, popcorn (except candied), etc.) | | 311919-7 | 12/03 | 104.2 | 103.3 | 104.6 | 3.1 | 1.3 |
| Secondary products and miscellaneous receipts | | 311919-SM | | | | | | |
| Miscellaneous receipts | | 311919-M | 06/91 | 139.5 | 139.1 | 139.2 | -4 | .1 |
| Secondary products | | 311919-S | 06/91 | 118.1 | (³) | 118.1 | .6 | (³) |
| Coffee & tea mfg | 31192 | | 12/03 | 116.3 | 116.6 | 117.0 | -8 | .3 |
| Coffee and tea manufacturing | 311920 | | 06/81 | 162.7 | 163.2 | 163.7 | -7 | .3 |
| Primary products | | 311920-P | 06/81 | 154.4 | 154.9 | 155.4 | -8 | .3 |
| Roasted coffee | | 311920-1 | 06/81 | 157.7 | 158.2 | 158.4 | -1.7 | .1 |
| Whole bean roasted coffee | | 311920-11 | 06/81 | 197.3 | 200.4 | 200.6 | 2.6 | .1 |
| Ground roasted coffee | | 311920-19 | 06/81 | 153.4 | 153.5 | 153.7 | -2.5 | .1 |
| Coffee, concentrated (including extracts or mixes) | | 311920-4 | 06/81 | 145.2 | 145.6 | 145.6 | 0 | 0 |
| Tea in consumer packages | | 311920-7 | 12/85 | 121.0 | 121.0 | 123.8 | 4.6 | 2.3 |
| Secondary products and miscellaneous receipts | | 311920-SM | | | | | | |
| Miscellaneous receipts | | 311920-M | 12/00 | 115.8 | 115.8 | 115.8 | 3.3 | 0 |
| Secondary products | | 311920-S | 06/81 | 271.4 | 273.7 | 273.7 | -3.2 | 0 |
| Flavoring syrup & concentrate mfg | 31193 | | 12/03 | 106.2 | 106.9 | 106.9 | 3.7 | 0 |
| Flavoring syrup and concentrate mfg | 311930 | | 12/85 | 157.5 | 158.6 | 158.6 | 3.7 | 0 |
| Primary products | | 311930-P | 12/85 | 164.0 | 165.3 | 165.3 | 4.0 | 0 |
| Liquid beverage bases for use by soft drink bottlers | | 311930-4 | 12/85 | 186.6 | 189.0 | 189.0 | 4.7 | 0 |
| Other flavoring agents (except chocolate syrup) | | 311930-7 | 12/85 | 130.8 | (³) | 130.8 | 3.0 | (³) |
| Secondary products and miscellaneous receipts | | 311930-SM | | | | | | |
| Miscellaneous receipts | | 311930-M | 12/85 | 103.5 | 103.5 | 103.5 | .1 | 0 |
| Seasoning & dressing mfg | 31194 | | 12/03 | 102.3 | 102.7 | 102.5 | 1.0 | -2 |
| Mayonnaise, dressing, & other sauces mfg | 311941 | | 12/03 | 103.9 | 104.8 | 104.8 | 1.9 | 0 |
| Primary products | | 311941-P | 06/81 | 188.1 | 189.6 | 189.8 | 1.9 | .1 |
| Vinegar and cider | | 311941-1 | 12/85 | 114.4 | 115.0 | 114.8 | 5.1 | -2 |
| Prepared sauces (except tomato) | | 311941-4 | 06/81 | 168.9 | 169.5 | 170.6 | 2.4 | .6 |
| Mayonnaise, salad dressings and sandwich spreads | | 311941-7 | 06/81 | 186.6 | 188.5 | 188.2 | 1.5 | -2 |
| Secondary products and miscellaneous receipts | | 311941-SM | | | | | | |
| Miscellaneous receipts | | 311941-M | 06/94 | (³) | (³) | (³) | (³) | (³) |
| Secondary products | | 311941-S | 06/81 | 151.1 | 152.7 | 152.2 | 2.2 | -3 |
| Spice and extracts manufacturing | 311942 | | 12/03 | 99.9 | 99.8 | 99.1 | -4 | -7 |
| Primary products | | 311942-P | 12/03 | 98.5 | 98.5 | 97.8 | -1.5 | -7 |
| Table salt, pepper and other spices | | 311942-1 | 06/85 | 145.5 | 146.2 | 146.2 | 3.8 | 0 |
| Flavoring extracts, emulsions, and other liquid flavors | | 311942-4 | 12/85 | 136.5 | 135.1 | 130.5 | -14.8 | -3.4 |
| Dry mix food preparations, incl. dip, salad dressing and seasoning mixes | | 311942-7 | 06/91 | 121.8 | 121.8 | 121.8 | 1.7 | 0 |
| Secondary products and miscellaneous receipts | | 311942-SM | | | | | | |

See footnotes at end of table.

Table 5. Producer price indexes for the net output of selected industries and their products, not seasonally adjusted
—Continued

| Industry and product ¹ | Industry code | Product code | Index base | Index | | | Percent change to June 2006 from: | |
|---|---------------|--------------|------------|------------------------|-----------------------|------------------------|-----------------------------------|------------------|
| | | | | Feb. 2006 ² | May 2006 ² | June 2006 ² | June 2005 | May 2006 |
| Spice and extracts manufacturing—Continued | | | | | | | | |
| Miscellaneous receipts | | 311942-M | 12/03 | 116.0 | 113.9 | 113.9 | 12.1 | 0.0 |
| All other food mfg | 31199 | | 12/03 | 102.7 | 103.1 | 103.3 | 2.8 | .2 |
| Perishable prepared food manufacturing | 311991 | | 12/03 | 106.4 | 106.0 | 105.8 | 3.0 | -.2 |
| Primary products | | 311991-P | 12/85 | 156.6 | 157.1 | 156.6 | 2.5 | -.3 |
| Perishable prepared food sold in bulk or packages, not frozen or canned | | 311991-1 | 12/85 | 156.6 | 157.1 | 156.6 | 2.5 | -.3 |
| Salads | | 311991-1111 | 12/01 | 105.9 | 109.3 | 108.0 | 3.3 | -1.2 |
| Sandwiches made from bread | | 311991-1221 | 12/01 | 114.0 | 124.7 | 124.7 | 12.9 | 0 |
| Vegetables and potatoes, peeled or cut for the trade | | 311991-1331 | 12/01 | 128.0 | 117.2 | (³) | (³) | (³) |
| Tamales and other Mexican food specialties | | 311991-1441 | 12/01 | 106.0 | (³) | (³) | (³) | (³) |
| Other perishable prepared food, including tofu, pizza, and meat pies | | 311991-1591 | 12/01 | 101.9 | 101.9 | (³) | (³) | (³) |
| Secondary products and miscellaneous receipts | | 311991-SM | | | | | | |
| Miscellaneous receipts | | 311991-M | 12/03 | 128.3 | 119.2 | (³) | (³) | (³) |
| Secondary products | | 311991-S | 12/03 | 104.0 | 104.0 | (³) | (³) | (³) |
| All other miscellaneous food mfg | 311999 | | 12/03 | 101.5 | 102.2 | 102.4 | 2.6 | .2 |
| Primary products | | 311999-P | 12/03 | 100.9 | 101.7 | 102.0 | 2.7 | .3 |
| Macaroni & noodle products packaged with other ingredients not canned or frozen | | 311999-A | 06/98 | 107.2 | 115.2 | 115.2 | 7.5 | 0 |
| Dried & dehydrated products, except pasta, packaged with other ingredients .. | | 311999-D | 12/03 | 102.5 | 102.5 | 102.5 | 1.7 | 0 |
| Liquid, dried, and frozen eggs | | 311999-G | 12/81 | 101.1 | 99.1 | 100.5 | 3.1 | 1.4 |
| Flavoring powders, tablets, and paste, including dry mix cocktails | | 311999-J | 12/03 | 102.5 | 102.5 | 102.5 | 2.5 | 0 |
| Other food preparations, not elsewhere classified | | 311999-N | 12/85 | 154.3 | 155.4 | 155.3 | .6 | -.1 |
| Desserts (ready-to-mix) | | 311999-1 | 01/02 | 114.1 | 115.8 | 115.8 | 3.7 | 0 |
| Sweetening syrups and molasses | | 311999-4 | 12/85 | 144.3 | 144.4 | (³) | (³) | (³) |
| Secondary products and miscellaneous receipts | | 311999-SM | | | | | | |
| Miscellaneous receipts | | 311999-M | 12/03 | 106.6 | 106.8 | (³) | (³) | (³) |
| Secondary products | | 311999-S | 12/03 | 103.6 | 103.6 | 103.6 | .7 | 0 |
| Beverage & tobacco mfg | 312 | | 12/03 | 106.4 | 106.5 | 106.9 | 2.0 | .4 |
| Beverage mfg | 3121 | | 12/84 | 153.3 | 153.7 | 154.7 | 3.1 | .7 |
| Soft drink & ice mfg | 31211 | | 12/03 | 106.8 | 107.2 | 108.3 | 4.2 | 1.0 |
| Soft drinks manufacturing | 312111 | | 06/81 | 172.9 | 173.6 | 175.4 | 4.3 | 1.0 |
| Primary products | | 312111-P | 06/81 | 172.8 | 173.7 | 175.7 | 4.1 | 1.2 |
| Noncarbonated soft drinks, incl fruit drinks, cocktails and ades | | 312111-A | 12/00 | 111.5 | 110.5 | 110.2 | 3.4 | -.3 |
| Bottled carbonated soft drinks | | 312111-1 | 12/96 | 131.0 | 131.1 | 130.3 | 1.9 | -.6 |
| Canned carbonated soft drinks | | 312111-4 | 12/96 | 113.8 | 115.1 | 119.2 | 6.1 | 3.6 |
| Soft drink flavoring syrup sold in bulk | | 312111-7 | 06/89 | 191.2 | 198.1 | 197.4 | 6.2 | -.4 |
| Secondary products and miscellaneous receipts | | 312111-SM | | | | | | |
| Miscellaneous receipts | | 312111-M | 06/81 | 171.1 | 169.8 | 169.6 | 5.3 | -.1 |
| Secondary products | | 312111-S | 06/81 | 208.9 | 207.9 | 207.9 | 5.1 | 0 |
| Bottled water manufacturing | 312112 | | 12/03 | 102.7 | 102.6 | 102.3 | 1.4 | -.3 |
| Primary products | | 312112-P | 12/03 | 103.3 | 103.2 | 102.9 | 1.8 | -.3 |
| Bottled water | | 312112-1 | 12/00 | 101.5 | 101.3 | 101.0 | 1.8 | -.3 |
| Ice mfg | 312113 | | 12/85 | 172.7 | 174.2 | 174.2 | 3.8 | 0 |
| Primary products | | 312113-P | 12/85 | 164.3 | 165.7 | 165.7 | 3.9 | 0 |
| Ice manufacturing | | 312113-01 | 12/03 | 110.1 | 111.0 | 111.0 | 3.8 | 0 |
| Secondary products and miscellaneous receipts | | 312113-SM | | | | | | |
| Miscellaneous receipts | | 312113-M | 08/98 | 103.4 | 103.4 | (³) | (³) | (³) |
| Breweries | 31212 | | 12/03 | 107.0 | 106.1 | 106.1 | .6 | 0 |
| Breweries | 312120 | | 06/82 | 160.5 | 159.2 | 159.2 | .6 | 0 |
| Primary products | | 312120-P | 06/82 | 160.6 | 159.2 | 159.3 | .6 | .1 |
| Canned beer and ale case goods | | 312120-1 | 06/82 | 173.4 | 170.5 | 170.2 | -.7 | -.2 |
| Bottled beer and ale case goods | | 312120-2 | 06/82 | 136.1 | 136.4 | 137.0 | 2.2 | .4 |
| Beer and ale in barrels and kegs | | 312120-3 | 06/82 | 185.2 | 185.9 | 185.7 | 2.0 | -.1 |
| All other malt beverages and brewing products | | 312120-4 | 06/82 | 177.1 | 180.3 | 179.3 | 2.3 | -.6 |
| Secondary products and miscellaneous receipts | | 312120-SM | | | | | | |
| Miscellaneous receipts | | 312120-M | 12/02 | 103.8 | 104.9 | (³) | (³) | (³) |
| Wineries | 31213 | | 12/03 | 105.8 | 109.7 | 110.3 | 6.9 | .5 |
| Wineries | 312130 | | 12/83 | 147.0 | 152.5 | 153.2 | 6.8 | .5 |
| Primary products | | 312130-P | 12/83 | 150.3 | 156.2 | 157.0 | 6.9 | .5 |
| Wines, brandy, and brandy spirits | | 312130-8 | 12/98 | 107.3 | 111.5 | 112.1 | 6.9 | .5 |
| Wines | | 312130-A | 12/91 | 126.5 | 133.0 | 132.7 | 7.4 | -.2 |
| Grape wine with 14 percent or less alcohol content | | 312130-81 | 12/83 | 143.3 | 144.8 | 144.5 | 3.1 | -.2 |
| White grape wine with 14 percent or less alcohol content | | 312130-812 | 12/83 | 133.0 | 135.6 | 134.6 | 4.3 | -.7 |
| Red grape wine with 14 percent or less alcohol content | | 312130-814 | 12/83 | 189.7 | 189.9 | 190.0 | 2.6 | .1 |

See footnotes at end of table.

Table 5. Producer price indexes for the net output of selected industries and their products, not seasonally adjusted
—Continued

| Industry and product ¹ | Industry code | Product code | Index base | Index | | | Percent change to June 2006 from: | |
|---|---------------|--------------|------------|------------------------|-----------------------|------------------------|-----------------------------------|------------------|
| | | | | Feb. 2006 ² | May 2006 ² | June 2006 ² | June 2005 | May 2006 |
| Wineries—Continued | | | | | | | | |
| Rose grape wine with 14 percent or less alcohol content | | 312130-816 | 12/83 | 94.2 | 93.9 | 94.8 | -0.6 | 1.0 |
| Dessert wines | | 312130-825 | 12/83 | 133.8 | 133.8 | 133.8 | 1.1 | 0 |
| Effervescent wines | | 312130-831 | 12/83 | 169.2 | 169.2 | 169.2 | .6 | 0 |
| Non-grape fruit/berry wines, fortified wines (non-dessert), and specialty wines | | 312130-841 | 12/98 | 118.2 | 159.3 | 159.3 | 42.9 | 0 |
| Beverage brandy, neutral fruit spirits, and neutral brandy spirits | | 312130-883 | 12/83 | 133.6 | 113.5 | 129.8 | -2.8 | 14.4 |
| Secondary products and miscellaneous receipts | | 312130-SM | | | | | | |
| Miscellaneous receipts | | 312130-M | 12/91 | 130.7 | 130.7 | 130.7 | .4 | 0 |
| Secondary products | | 312130-S | 12/83 | 150.1 | (³) | (³) | (³) | (³) |
| Distilleries | 31214 | | 12/03 | 101.1 | 101.4 | 101.7 | .9 | .3 |
| Distilleries | 312140 | | 06/83 | 166.4 | 166.9 | 167.3 | .9 | .2 |
| Primary products | | 312140-P | 06/83 | 161.4 | 162.0 | 162.5 | .8 | .3 |
| Bottled liquor, except brandy | | 312140-4 | 06/83 | 176.2 | 174.5 | 176.9 | .6 | 1.4 |
| Secondary products and miscellaneous receipts | | 312140-SM | | | | | | |
| Secondary products | | 312140-S | 12/97 | 103.2 | 103.4 | (³) | (³) | (³) |
| Tobacco mfg | 3122 | | 12/84 | 404.1 | 403.4 | 403.8 | .3 | .1 |
| Tobacco stemming & redrying | 31221 | | 06/84 | 114.8 | 105.3 | 105.3 | -12.2 | 0 |
| Tobacco stemming and redrying | 312210 | | 06/84 | 114.8 | 105.3 | 105.3 | -12.2 | 0 |
| Primary products | | 312210-P | 06/84 | 110.3 | 101.1 | 101.1 | -12.2 | 0 |
| Unstemmed leaf tobacco, redried before packing | | 312210-1 | 12/03 | 104.4 | 104.5 | 104.5 | (³) | 0 |
| Tobacco, stemmed | | 312210-4 | 06/84 | 104.2 | 95.0 | (³) | (³) | (³) |
| Tobacco product mfg | 31222 | | 12/82 | 440.1 | 440.1 | 440.4 | .6 | .1 |
| Cigarettes | 312221 | | 12/82 | 440.3 | 440.3 | 440.3 | .4 | 0 |
| Primary products | | 312221-P | 12/82 | 451.1 | 451.1 | 451.1 | .4 | 0 |
| Cigarettes | | 312221-2 | 12/04 | 105.6 | 105.6 | 105.7 | .4 | .1 |
| Other tobacco product manufacturing | 312229 | | 12/03 | 105.8 | 105.8 | 107.2 | 4.2 | 1.3 |
| Primary products | | 312229-P | 12/03 | 106.6 | 106.6 | 108.1 | 4.5 | 1.4 |
| Cigars | | 312229-1 | 12/82 | 330.7 | 330.7 | 342.7 | 8.0 | 3.6 |
| Chewing and smoking tobacco | | 312229-4 | 12/82 | 426.5 | 426.6 | 429.7 | 3.7 | .7 |
| Smoking tobacco | | 312229-41 | 12/05 | 104.0 | 100.1 | 103.9 | (³) | 3.8 |
| Looseleaf chewing tobacco, snuff, and all other chewing tobacco | | 312229-42 | 12/05 | 100.0 | 100.8 | 100.9 | (³) | .1 |
| Secondary products and miscellaneous receipts | | 312229-SM | | | | | | |
| Textile mills | 313 | | 12/03 | 106.1 | 106.6 | 106.4 | 2.9 | -.2 |
| Fiber, yarn & thread mills | 3131 | | 12/84 | 110.1 | 110.7 | 110.7 | 1.7 | 0 |
| Fiber, yarn & thread mills | 31311 | | 12/84 | 110.1 | 110.7 | 110.7 | 1.7 | 0 |
| Yarn spinning mills | 313111 | | 12/82 | 97.8 | 98.6 | 98.5 | .3 | -.1 |
| Primary products | | 313111-P | 12/82 | 97.4 | 98.2 | 98.1 | 0 | -.1 |
| Scouring and combing mill products | | 313111-C | 12/03 | 101.0 | 101.0 | 101.0 | -.7 | 0 |
| Carded cotton yarns | | 313111-1 | 12/82 | 73.1 | 74.3 | 74.1 | -5.0 | -.3 |
| Combed cotton yarns | | 313111-3 | 12/82 | 88.5 | 92.8 | 92.8 | -1.5 | 0 |
| Spun noncellulosic fiber and silk yarns | | 313111-7 | 12/96 | 107.6 | 107.3 | 107.3 | 4.6 | 0 |
| Polyester spun yarn | | 313111-7551 | 12/96 | 103.5 | 104.3 | 104.2 | 5.3 | -.1 |
| All other spun noncellulosic fiber and silk yarns | | 313111-7661 | 12/96 | 108.7 | 107.2 | 107.2 | 3.7 | 0 |
| Wool yarns | | 313111-9 | 12/96 | 115.1 | 115.0 | 115.0 | -.4 | 0 |
| Secondary products and miscellaneous receipts | | 313111-SM | | | | | | |
| Yarn texturing, throwing, & twisting mills | 313112 | | 12/82 | 136.9 | 137.3 | 137.4 | 4.0 | .1 |
| Primary products | | 313112-P | 12/82 | 137.6 | 137.7 | 137.8 | 4.1 | .1 |
| Thrown filament yarns, except textured | | 313112-3 | 12/82 | 132.1 | (³) | 132.1 | 0 | (³) |
| Textured, crimped, or bulked filament yarns, made from purchased yarn | | 313112-5 | 12/82 | 141.3 | 141.5 | 141.6 | 5.7 | .1 |
| Commission receipts for throwing or texturing of filament yarns | | 313112-7 | 12/82 | 120.4 | (³) | 120.4 | 4.2 | (³) |
| Secondary products and miscellaneous receipts | | 313112-SM | | | | | | |
| Secondary products | | 313112-S | 12/88 | 114.6 | (³) | (³) | (³) | (³) |
| Thread mills | 313113 | | 12/03 | 110.9 | 111.1 | 111.1 | 3.6 | 0 |
| Primary products | | 313113-P | 06/84 | 168.0 | 168.4 | 168.4 | 3.7 | 0 |
| Thread | | 313113-1 | 12/00 | 112.4 | 112.6 | 112.6 | 3.7 | 0 |
| Secondary products and miscellaneous receipts | | 313113-SM | | | | | | |
| Miscellaneous receipts | | 313113-M | 06/96 | (³) | (³) | (³) | (³) | (³) |
| Fabric mills | 3132 | | 12/03 | 105.6 | 106.0 | 105.8 | 2.8 | -.2 |
| Broadwoven fabric mills | 31321 | | 12/03 | 106.6 | 106.9 | 106.6 | 3.7 | -.3 |

See footnotes at end of table.

Table 5. Producer price indexes for the net output of selected industries and their products, not seasonally adjusted
—Continued

| Industry and product ¹ | Industry code | Product code | Index base | Index | | | Percent change to June 2006 from: | |
|--|---------------|--------------|------------|------------------------|-----------------------|------------------------|-----------------------------------|------------------|
| | | | | Feb. 2006 ² | May 2006 ² | June 2006 ² | June 2005 | May 2006 |
| Broadwoven fabric mills | 313210 | | 12/03 | 106.6 | 106.9 | 106.5 | 3.6 | -0.4 |
| Primary products | | 313210-P | 12/03 | 105.7 | 105.9 | 105.5 | 3.3 | -4 |
| Cotton towels and washcloths, made in weaving mills | | 313210-B | 06/87 | 141.3 | (³) | (³) | (³) | (³) |
| Fabricated cotton textile products exc towels/washcloths, made in weaving mills | | 313210-C | 12/97 | 82.4 | 83.0 | (³) | (³) | (³) |
| Manmade fiber broadwoven fabrics, comb. of spun/filament yarns, gray goods | | 313210-D | 04/85 | 106.4 | 106.7 | 107.2 | 11.6 | .5 |
| Manmade fiber broadwoven fabrics, rayon/acetate/lyocell filament yarns, gray | | 313210-E | 12/04 | 112.6 | 112.6 | (³) | (³) | (³) |
| Manmade fiber broadwoven fabrics, other filament yarns, gray | | 313210-G | 06/81 | 131.8 | 131.8 | 130.6 | 10.5 | -9 |
| Manmade fiber broadwoven plain weave fabrics, 85% or more spun yarns, gray | | 313210-H | 06/87 | 82.6 | 83.8 | 83.8 | 3.1 | 0 |
| Manmade fiber broadwoven twill fabrics, 85% or more spun yarns, gray | | 313210-J | 06/87 | 108.8 | 108.6 | 110.4 | 1.9 | 1.7 |
| Finished manmade fiber and silk broadwoven fabrics, finished in weaving mills | | 313210-K | 06/81 | 129.9 | 129.6 | 129.8 | -1.2 | .2 |
| Other broadwoven fabrics of manmade, silk, or natural fiber exc. cotton, gray | | 313210-N | 12/04 | (³) | (³) | (³) | (³) | (³) |
| Fabricated manmade fiber and silk textile products, except sheet and pillowcases | | 313210-R | 12/03 | 103.3 | 105.2 | 105.0 | 5.3 | -2 |
| Finished wool broadwoven fabrics and felts, finished in weaving mills | | 313210-U | 06/85 | 123.0 | 125.4 | 125.4 | 2.0 | 0 |
| Cotton broadwoven plain weave fabrics, exc. pile, gray goods | | 313210-1 | 06/87 | 108.0 | 109.4 | 110.8 | 2.7 | 1.3 |
| Cotton broadwoven twill weave fabrics, exc. pile, gray goods | | 313210-3 | 06/87 | 95.0 | 93.6 | 95.4 | -5 | 1.9 |
| Finished cotton broadwoven fabrics, finished in weaving mills | | 313210-9 | 12/80 | 106.2 | 104.7 | 105.8 | 1.0 | 1.1 |
| Secondary products and miscellaneous receipts | | 313210-SM | | | | | | |
| Miscellaneous receipts | | 313210-M | 12/04 | 100.0 | (³) | 102.5 | 2.5 | (³) |
| Secondary products | | 313210-S | 12/03 | 124.9 | 126.0 | 125.3 | 8.9 | -6 |
| Narrow fabric mills & schiffli mach embroidery | 31322 | | 06/84 | 130.5 | 130.3 | 130.9 | 1.3 | .5 |
| Narrow fabric mills | 313221 | | 06/84 | 131.6 | 131.4 | 132.1 | 1.6 | .5 |
| Primary Products | | 313221-P | 06/84 | 132.8 | 132.6 | 133.2 | 1.6 | .5 |
| Woven narrow fabrics (12 inches or less in width) | | 313221-1 | 06/84 | 133.1 | 132.7 | 132.8 | 1.3 | .1 |
| Braided narrow fabrics (12 inches or less in width) | | 313221-3 | 06/84 | 141.4 | 141.9 | 146.6 | 4.4 | 3.3 |
| Covered rubber thread, made in narrow fabric mills | | 313221-5 | 06/84 | 113.4 | (³) | (³) | (³) | (³) |
| Secondary products and miscellaneous receipts | | 313221-SM | | | | | | |
| Secondary products | | 313221-S | 06/84 | 118.7 | 118.6 | 120.2 | 1.9 | 1.3 |
| Schiffli machine embroidery | 313222 | | 06/85 | 144.0 | 144.0 | 144.0 | -1 | 0 |
| Primary products | | 313222-P | 06/85 | 143.7 | 143.7 | 143.7 | -1 | 0 |
| Schiffli machine embroideries | | 313222-1 | 06/85 | 143.7 | 143.7 | 143.7 | -1 | 0 |
| Secondary products and miscellaneous receipts | | 313222-SM | | | | | | |
| Secondary products | | 313222-S | 06/03 | 100.0 | 100.0 | 100.0 | 0 | 0 |
| Nonwoven fabric mills | 31323 | | 12/03 | 108.0 | 108.1 | 108.1 | 2.4 | 0 |
| Nonwoven fabric mills | 313230 | | 12/85 | 129.0 | 129.1 | 129.2 | 2.4 | .1 |
| Primary products | | 313230-P | 12/85 | 130.0 | 130.1 | 130.2 | 2.8 | .1 |
| Nonwoven fabrics | | 313230-1 | 12/85 | 130.7 | 131.3 | 131.4 | 3.1 | .1 |
| Nonwoven fabrics, wet laid | | 313230-1131 | 12/85 | 155.1 | 155.1 | 155.1 | 1.0 | 0 |
| Nonwoven fabrics, except wet laid | | 313230-1191 | 12/85 | 119.3 | 120.0 | 120.1 | 3.5 | .1 |
| Pressed, punched, or needled felts (except hats) | | 313230-5 | 12/85 | 126.0 | (³) | 123.9 | 1.5 | (³) |
| Secondary products and miscellaneous receipts | | 313230-SM | | | | | | |
| Miscellaneous receipts | | 313230-M | 10/97 | (³) | (³) | (³) | (³) | (³) |
| Knit fabric mills | 31324 | | 12/03 | 101.0 | 101.6 | 101.8 | 1.2 | .2 |
| Weft knit fabric mills | 313241 | | 12/03 | 100.9 | 101.2 | 101.6 | 1.4 | .4 |
| Primary products | | 313241-P | 06/81 | 94.5 | 94.7 | 95.1 | 1.4 | .4 |
| Weft (circular) knit fabrics greige goods, except hoisery | | 313241-1 | 06/81 | 108.3 | 109.3 | 109.2 | .9 | -.1 |
| Finished weft (circular) knit fabrics, except hoisery, finished in knitting mill | | 313241-3 | 12/94 | 85.0 | 84.8 | 85.7 | 2.3 | 1.1 |
| Contract and commission receipts for knitting/finishing weft knit fabrics | | 313241-5 | 06/81 | 104.8 | 104.8 | 104.8 | 0 | 0 |
| Secondary products and miscellaneous receipts | | 313241-SM | | | | | | |
| Secondary products | | 313241-S | 06/01 | 96.4 | (³) | (³) | (³) | (³) |
| Other knit fabric & lace mills | 313249 | | 12/03 | 101.2 | 102.1 | 102.1 | 1.0 | 0 |
| Primary products | | 313249-P | 06/81 | 121.8 | 123.2 | 123.1 | 1.2 | -.1 |
| Finished warp knit fabrics, finished in knitting mills | | 313249-3 | 12/03 | 101.5 | 102.7 | 102.7 | 1.2 | 0 |
| Nonapparel knit end products made in knitting mills, including towels/washcloths | | 313249-9 | 12/03 | 108.1 | (³) | 108.1 | 1.0 | (³) |
| Textile fabric finishing/fabric coating mills | 3133 | | 12/03 | 105.5 | 106.4 | 106.1 | 3.6 | -.3 |
| Textile & fabric finishing mills | 31331 | | 12/03 | 104.4 | 105.5 | 104.6 | 2.4 | -.9 |
| Broadwoven fabric finishing mills | 313311 | | 12/03 | 105.9 | 107.6 | 106.0 | 3.0 | -1.5 |
| Primary products | | 313311-P | 12/03 | 106.1 | 107.9 | 106.2 | 3.0 | -1.6 |
| Finished cotton broadwoven fabrics (not finished in weaving mills) | | 313311-1 | 06/84 | 123.1 | 128.2 | 128.2 | 2.2 | 0 |
| Job or commission finishing of cotton broadwoven fabrics | | 313311-3 | 06/84 | 165.8 | 165.9 | 165.5 | 3.3 | -.2 |

See footnotes at end of table.

Table 5. Producer price indexes for the net output of selected industries and their products, not seasonally adjusted
—Continued

| Industry and product ¹ | Industry code | Product code | Index base | Index | | | Percent change to June 2006 from: | |
|--|---------------|--------------|------------|------------------------|-----------------------|------------------------|-----------------------------------|------------------|
| | | | | Feb. 2006 ² | May 2006 ² | June 2006 ² | June 2005 | May 2006 |
| Finished manmade fiber & silk broadwoven fabrics (not finished in weaving mills) | | 313311-5 | 06/84 | 145.5 | 148.1 | 141.5 | 2.9 | -4.5 |
| Job or commission finishing of manmade fiber and silk broadwoven fabrics | | 313311-7 | 06/84 | 128.7 | 128.4 | 130.8 | 4.6 | 1.9 |
| Secondary products and miscellaneous receipts | | 313311-SM | | | | | | |
| Textile/fabric finishing (exc broadwoven) mills | 313312 | | 12/03 | 101.3 | 101.0 | 101.7 | 1.3 | .7 |
| Primary products | | 313312-P | 12/03 | 101.7 | 101.3 | 101.9 | 1.3 | .6 |
| Finished fabrics (except broadwoven) and other finished textiles | | 313312-1 | 12/03 | 101.7 | 101.3 | 101.9 | 1.3 | .6 |
| Fabric coating mills | 31332 | | 12/03 | 111.4 | 111.5 | 114.3 | 10.2 | 2.5 |
| Fabric coating mills | 313320 | | 06/85 | 157.3 | 157.4 | 161.3 | 10.1 | 2.5 |
| Primary products | | 313320-P | 06/85 | 155.1 | 155.2 | 158.9 | 9.6 | 2.4 |
| Vinyl coated fabrics, including expanded vinyl coated | | 313320-1 | 06/85 | 151.8 | 152.0 | 156.7 | 7.4 | 3.1 |
| Pyroxylin and polyurethane coated fabrics | | 313320-5131 | 06/85 | 169.9 | 169.8 | 170.4 | 7.9 | .4 |
| Other coated or laminated fabrics, excluding rubberized fabrics | | 313320-5491 | 06/85 | 162.2 | 162.2 | 166.9 | 13.1 | 2.9 |
| Secondary products and miscellaneous receipts | | 313320-SM | | | | | | |
| Secondary products | | 313320-S | 06/85 | 138.4 | 139.4 | 148.3 | 10.2 | 6.4 |
| Textile product mills | 314 | | 12/03 | 108.2 | 108.4 | 107.9 | 2.7 | -.5 |
| Textile furnishings mills | 3141 | | 12/03 | 108.8 | 108.5 | 107.7 | 2.5 | -.7 |
| Carpet & rug mills | 31411 | | 12/84 | 140.7 | 139.8 | 138.8 | 4.8 | -.7 |
| Carpet & rug mills | 314110 | | 06/90 | 128.8 | 128.0 | 127.0 | 4.8 | -.8 |
| Primary products | | 314110-P | 06/90 | 129.7 | 128.8 | 127.9 | 5.1 | -.7 |
| Woven carpets and rugs | | 314110-1 | 06/85 | 161.0 | 161.0 | 161.0 | -.7 | 0 |
| Tufted carpets and rugs | | 314110-2 | 12/79 | 180.4 | 179.2 | 177.8 | 5.5 | -.8 |
| Carpets, rugs, and mats, nec | | 314110-5 | 06/85 | 134.9 | (³) | (³) | (³) | (³) |
| Secondary products and miscellaneous receipts | | 314110-SM | | | | | | |
| Secondary products | | 314110-S | 08/05 | 99.5 | 99.5 | (³) | (³) | (³) |
| Curtain & linen mills | 31412 | | 12/03 | 100.3 | 100.5 | 99.7 | -1.0 | -.8 |
| Curtain and drapery mills | 314121 | | 06/84 | 155.8 | 157.6 | 157.2 | 2.1 | -.3 |
| Primary products | | 314121-P | 06/84 | 148.0 | 149.9 | 149.4 | 2.3 | -.3 |
| Curtains and draperies | | 314121-1 | 06/84 | 148.0 | 149.9 | 149.4 | 2.3 | -.3 |
| Secondary products and miscellaneous receipts | | 314121-SM | | | | | | |
| Miscellaneous receipts | | 314121-M | 06/05 | 100.5 | 101.0 | 101.2 | 1.2 | .2 |
| Secondary products | | 314121-S | 06/84 | 163.6 | 163.6 | 163.6 | 1.7 | 0 |
| Other household textile product mills | 314129 | | 06/83 | 116.5 | 116.4 | 115.3 | -2.0 | -.9 |
| Primary products | | 314129-P | 06/83 | 112.3 | 112.2 | 112.1 | -.9 | -.1 |
| Bedspreads and bedsets | | 314129-1 | 06/83 | 105.6 | 105.8 | 105.8 | (³) | 0 |
| Sheets and pillowcases | | 314129-3 | 06/83 | 103.5 | 103.5 | 103.5 | (³) | 0 |
| Other household textile products | | 314129-7 | 06/83 | 117.8 | 117.4 | 117.4 | 0 | 0 |
| Secondary products and miscellaneous receipts | | 314129-SM | | | | | | |
| Miscellaneous receipts | | 314129-M | 06/83 | 141.3 | 141.3 | 141.3 | -5.2 | 0 |
| Secondary products | | 314129-S | 06/83 | 154.0 | 155.2 | 131.6 | -14.5 | -15.2 |
| Other textile product mills | 3149 | | 12/03 | 107.1 | 108.2 | 108.2 | 3.0 | 0 |
| Textile bag & canvas mills | 31491 | | 12/03 | 105.9 | 106.5 | 106.4 | 1.9 | -.1 |
| Textile bag mills | 314911 | | 12/85 | 149.0 | 148.6 | 148.8 | 2.9 | .1 |
| Primary products | | 314911-P | 12/85 | 143.0 | 142.5 | 142.7 | 2.7 | .1 |
| Textile bags | | 314911-0 | 12/03 | 109.7 | 109.3 | 109.4 | 2.7 | .1 |
| Duffel bags and knapsacks, all materials | | 314911-01 | 12/02 | 102.3 | 102.6 | 102.6 | 2.6 | 0 |
| All other textile bags | | 314911-02 | 12/85 | 151.3 | 150.5 | 150.8 | 2.8 | .2 |
| Secondary products and miscellaneous receipts | | 314911-SM | | | | | | |
| Miscellaneous receipts | | 314911-M | 12/02 | 111.6 | (³) | (³) | (³) | (³) |
| Secondary products | | 314911-S | 12/85 | 184.1 | (³) | (³) | (³) | (³) |
| Canvas & related product mills | 314912 | | 12/85 | 213.0 | 215.2 | 214.6 | 1.4 | -.3 |
| Primary products | | 314912-P | 12/85 | 217.8 | 220.7 | 220.0 | 1.8 | -.3 |
| Canvas and related products | | 314912-1 | 06/03 | 104.1 | 105.4 | 105.1 | 1.8 | -.3 |
| Secondary products and miscellaneous receipts | | 314912-SM | | | | | | |
| Miscellaneous receipts | | 314912-M | 06/03 | 99.6 | 99.6 | 99.6 | -4.5 | 0 |
| Secondary products | | 314912-S | 12/85 | 175.2 | 168.8 | (³) | (³) | (³) |
| All other textile product mills | 31499 | | 12/03 | 107.5 | 108.8 | 108.9 | 3.5 | .1 |
| Rope, cordage, and twine mills | 314991 | | 06/85 | 163.6 | 164.8 | 165.1 | 3.8 | .2 |
| Primary products | | 314991-P | 06/85 | 159.1 | 160.3 | 159.7 | 4.0 | -.4 |
| Cordage and twine, soft fiber (except cotton) | | 314991-3 | 06/85 | 133.6 | 134.6 | 134.1 | 3.8 | -.4 |
| Cotton cordage and twine | | 314991-5 | 06/85 | 94.3 | 94.3 | 94.3 | 1.9 | 0 |

See footnotes at end of table.

Table 5. Producer price indexes for the net output of selected industries and their products, not seasonally adjusted
—Continued

| Industry and product ¹ | Industry code | Product code | Index base | Index | | | Percent change to June 2006 from: | |
|--|---------------|--------------|------------|------------------------|-----------------------|------------------------|-----------------------------------|------------------|
| | | | | Feb. 2006 ² | May 2006 ² | June 2006 ² | June 2005 | May 2006 |
| Rope, cordage, and twine mills—Continued | | | | | | | | |
| Secondary products and miscellaneous receipts | | 314991-SM | | | | | | |
| Miscellaneous receipts | | 314991-M | 12/93 | 148.4 | 149.2 | 152.2 | 2.9 | 2.0 |
| Tire cord & tire fabric mills | 314992 | | 06/84 | 121.7 | 127.6 | 127.6 | 7.7 | 0 |
| Primary products | | 314992-P | 06/84 | 122.2 | 128.4 | 128.4 | 8.1 | 0 |
| Tire cord and tire fabrics | | 314992-1 | 06/84 | 122.2 | 128.4 | 128.4 | 8.1 | 0 |
| All other miscellaneous textile product mills | 314999 | | 12/03 | 105.3 | 105.8 | 105.9 | 2.6 | .1 |
| Primary products | | 314999-P | 12/03 | 105.0 | 105.7 | 105.7 | 2.4 | 0 |
| Recovered fibers, processed mill waste, and related products | | 314999-1 | 12/85 | 186.4 | (³) | 186.6 | 5.1 | (³) |
| Paddings & upholstery filling, batting & wadding (except foam rubber & plastics) | | 314999-3 | 12/85 | 130.0 | 130.0 | 130.0 | 1.6 | 0 |
| Embroideries (except Schiffl machine products) | | 314999-5 | 12/85 | 151.3 | 151.7 | 151.7 | 2.2 | 0 |
| Other trimmings and findings | | 314999-7 | 12/03 | 102.6 | (³) | (³) | (³) | (³) |
| Fabricated textile products, nec | | 314999-9 | 12/03 | 102.6 | 103.6 | 103.6 | 2.2 | 0 |
| Secondary products and miscellaneous receipts | | 314999-SM | | | | | | |
| Miscellaneous receipts | | 314999-M | 12/03 | 112.4 | 112.4 | 112.4 | 6.4 | 0 |
| Secondary products | | 314999-S | 12/03 | 102.5 | 102.9 | 102.9 | 1.7 | 0 |
| Apparel Manufacturing | 315 | | 12/03 | 100.2 | 100.2 | 100.1 | .1 | -.1 |
| Apparel knitting mills | 3151 | | 12/84 | 110.5 | 110.4 | 110.6 | 1.2 | .2 |
| Hosiery & sock mills | 31511 | | 12/84 | 112.1 | 112.2 | 112.5 | 1.1 | .3 |
| Sheer hosiery mills | 315111 | | 06/84 | 133.8 | 133.7 | 135.1 | 2.1 | 1.0 |
| Primary products | | 315111-P | 06/84 | 134.3 | 134.2 | 135.6 | 2.1 | 1.0 |
| Women's, misses', and girls' finished hosiery | | 315111-1 | 12/02 | 101.9 | 102.4 | 102.3 | 4.2 | -.1 |
| Women's, misses', and girls' finished pantyhose, sheer, incl. tights, all needle | | 315111-3 | 06/84 | 126.1 | 125.7 | 127.4 | 1.8 | 1.4 |
| Sheer hosiery (except socks) shipped in the greige | | 315111-5 | 12/02 | (³) | (³) | (³) | (³) | (³) |
| Secondary products and miscellaneous receipts | | 315111-SM | | | | | | |
| Secondary products | | 315111-S | 06/84 | 123.3 | (³) | (³) | (³) | (³) |
| Other hosiery & sock mills | 315119 | | 06/84 | 129.1 | 129.2 | 129.2 | .7 | 0 |
| Primary products | | 315119-P | 06/84 | 127.6 | 127.8 | 127.8 | .4 | 0 |
| Men's finished seamless hosiery and socks, sizes 10 and up | | 315119-1 | 06/84 | 149.3 | 149.8 | 149.8 | .5 | 0 |
| All other finished hosiery, other than sheer | | 315119-3 | 06/84 | 107.4 | 107.4 | 107.4 | .2 | 0 |
| Seamless hosiery shipped in the greige | | 315119-5 | 06/84 | 100.9 | 100.3 | 100.3 | .3 | 0 |
| Secondary products and miscellaneous receipts | | 315119-SM | | | | | | |
| Outerwear knitting mills | 315191 | | 12/84 | 102.8 | 102.5 | 102.5 | 1.5 | 0 |
| Primary products | | 315191-P | 12/84 | 97.5 | 97.5 | 97.5 | 1.7 | 0 |
| Girls', little boys', & infants' knit shirts & blouses, made in knitting mills | | 315191-A | 12/97 | 62.7 | (³) | (³) | (³) | (³) |
| All other knit outerwear products | | 315191-C | 12/84 | 99.3 | 99.3 | 99.3 | 4.3 | 0 |
| Contract & commission receipts for knitting or knitting/finishing outerwear | | 315191-E | 06/05 | 102.6 | (³) | (³) | (³) | (³) |
| Knit gloves and mittens, incl fabric/leather comb., made in knitting mills | | 315191-G | 12/85 | 116.2 | 116.2 | 116.2 | -4.7 | 0 |
| Men's and junior boys' sweaters, made in knitting mills | | 315191-1 | 12/84 | 130.5 | (³) | (³) | (³) | (³) |
| Women's, misses', and juniors' sweaters, made in knitting mills | | 315191-3 | 12/84 | 86.8 | 86.8 | 86.8 | (³) | 0 |
| Men's and junior boys' knit shirts, made in knitting mills | | 315191-7 | 12/84 | 98.7 | (³) | (³) | (³) | (³) |
| Women's, misses', and juniors' knit shirts and blouses, made in knitting mills .. | | 315191-9 | 12/97 | 95.7 | (³) | 95.7 | 7.9 | (³) |
| Secondary products and miscellaneous receipts | | 315191-SM | | | | | | |
| Secondary products | | 315191-S | 12/84 | 139.0 | 136.4 | 136.4 | .7 | 0 |
| Underwear & nightwear knitting mills | 315192 | | 06/82 | 126.7 | 126.7 | 126.7 | -1.5 | 0 |
| Primary products | | 315192-P | 06/82 | 125.5 | 125.5 | 125.5 | -1.7 | 0 |
| Men's and junior boys' knit underwear and nightwear | | 315192-1 | 06/82 | 114.1 | (³) | 114.1 | -2.9 | (³) |
| Women's/misses'/juniors'/girls'/little boys'/infants' knit underwear & nightwear | | 315192-3 | 06/82 | 139.8 | 139.8 | 139.8 | 0 | 0 |
| Secondary products and miscellaneous receipts | | 315192-SM | | | | | | |
| Cut & sew apparel mfg | 3152 | | 12/03 | 100.3 | 100.2 | 100.1 | -.2 | -.1 |
| Cut & sew apparel contractors | 31521 | | 12/03 | 103.6 | 103.6 | 104.0 | .9 | .4 |
| Men's/boys' cut & sew apparel contractors | 315211 | | 12/03 | 105.7 | 105.7 | 107.2 | 1.7 | 1.4 |
| Primary Products | | 315211-P | 12/03 | 106.1 | 106.1 | 107.6 | 1.7 | 1.4 |
| Contract men's and boys' cut and sew apparel | | 315211-A | 12/03 | 106.1 | 106.1 | 107.6 | 1.7 | 1.4 |
| Secondary products and miscellaneous receipts | | 315211-SM | | | | | | |
| Secondary Products | | 315211-S | 12/03 | 100.0 | (³) | (³) | (³) | (³) |
| Women's/girls'/infants' cut/sew apparel contr | 315212 | | 12/03 | 102.7 | 102.7 | 102.7 | .5 | 0 |
| Primary products | | 315212-P | 12/03 | 102.8 | 102.8 | 102.8 | .6 | 0 |
| Receipts for contract/commission work on women's, girls', and infants' apparel | | 315212-A | 12/03 | 102.8 | 102.8 | 102.8 | .6 | 0 |
| Secondary products and miscellaneous receipts | | 315212-SM | | | | | | |

See footnotes at end of table.

Table 5. Producer price indexes for the net output of selected industries and their products, not seasonally adjusted
—Continued

| Industry and product ¹ | Industry code | Product code | Index base | Index | | | Percent change to June 2006 from: | |
|---|---------------|--------------|------------|------------------------|-----------------------|------------------------|-----------------------------------|------------------|
| | | | | Feb. 2006 ² | May 2006 ² | June 2006 ² | June 2005 | May 2006 |
| Women's/girls'/infants' cut/sew apparel contr—Continued | | | | | | | | |
| Secondary products | | 315212-S | 12/03 | 100.1 | (³) | 100.1 | 0.2 | (³) |
| Men's/boys' cut & sew apparel mfg | 31522 | | 12/03 | 97.6 | 97.9 | 97.6 | -1.0 | -.3 |
| Men's/boys' cut & sew underwear/nightwear mfg | 315221 | | 12/03 | 104.0 | 104.9 | 104.9 | 2.0 | 0 |
| Primary products | | 315221-P | 12/03 | 103.6 | 104.5 | 104.5 | 1.0 | 0 |
| Men's, junior boys', and little boys' underwear | | 315221-1 | 12/03 | 103.7 | 104.7 | (³) | (³) | (³) |
| Secondary products and miscellaneous receipts | | 315221-SM | | | | | | |
| Secondary products | | 315221-S | 12/03 | 105.4 | (³) | 105.9 | 5.3 | (³) |
| Men's/boys' cut & sew suit, coat/overcoat mfg | 315222 | | 12/80 | 165.5 | 164.9 | 164.9 | -1.3 | 0 |
| Primary Products | | 315222-P | 12/80 | 163.7 | 163.0 | 163.0 | -1.5 | 0 |
| Men's, junior boys', and little boys' suits, including uniforms | | 315222-1 | 06/02 | 99.5 | 98.5 | 98.6 | -2.4 | .1 |
| Men's and junior boys' overcoats, topcoats, and tailored car and suburban coats | | 315222-3 | 06/02 | 104.5 | (³) | (³) | (³) | (³) |
| Men's and junior boys' tailored dress and sport coats | | 315222-5 | 06/02 | 98.9 | 98.9 | 98.9 | -6 | 0 |
| Secondary products and miscellaneous receipts | | 315222-SM | | | | | | |
| Secondary products | | 315222-S | 12/80 | 185.9 | 185.9 | (³) | (³) | (³) |
| Men's & boys' shirt, exc work shirt, mfg | 315223 | | 06/83 | 112.8 | 114.2 | 112.9 | 1.1 | -1.1 |
| Primary products | | 315223-P | 06/83 | 110.2 | 110.0 | 110.1 | .5 | .1 |
| Men's, junior boys', and little boys' knit shirts, dress and sport shirts | | 315223-1 | 06/83 | 89.9 | 89.8 | 89.9 | .1 | .1 |
| Men's, junior boys', and little boys' woven dress and sport shirts | | 315223-3 | 06/83 | 141.3 | 141.0 | 141.0 | 1.5 | 0 |
| Secondary products and miscellaneous receipts | | 315223-SM | | | | | | |
| Secondary products | | 315223-S | 06/83 | 129.0 | 134.4 | 129.6 | 3.2 | -3.6 |
| Men's/boys' cut & sew trouser/slack/jean mfg | 315224 | | 12/81 | 120.4 | 119.9 | 119.8 | -3.0 | -.1 |
| Primary Products | | 315224-P | 12/81 | 125.1 | 124.5 | 124.5 | -3.6 | 0 |
| Men's, junior boys', and little boys' trousers, pants, and slacks | | 315224-1 | 12/81 | 120.5 | 119.0 | 119.0 | -6.8 | 0 |
| Men's and junior boys' jeans | | 315224-3 | 12/81 | 126.7 | 126.7 | 126.7 | -1.4 | 0 |
| Secondary Products and Miscellaneous Receipts | | 315224-SM | | | | | | |
| Secondary Products | | 315224-S | 12/81 | 102.8 | 102.8 | (³) | (³) | (³) |
| Men's & boys' cut & sew work clothing mfg | 315225 | | 12/81 | 128.6 | 128.7 | 128.7 | -4.5 | 0 |
| Primary products | | 315225-P | 12/81 | 129.2 | 129.3 | 129.3 | -5.2 | 0 |
| Men's and boys' work shirts | | 315225-1 | 12/81 | 126.2 | 126.2 | 126.2 | -4.5 | 0 |
| Men's and boys' work clothing and washable service apparel (excl. work shirts) | | 315225-3 | 12/81 | 127.7 | 127.8 | 127.8 | -5.5 | 0 |
| Secondary products and miscellaneous receipts | | 315225-SM | | | | | | |
| Miscellaneous receipts | | 315225-M | 12/02 | 107.5 | 116.3 | 116.3 | 9.6 | 0 |
| Secondary products | | 315225-S | 12/81 | 127.1 | 127.0 | 127.0 | .1 | 0 |
| Men's/boys' cut & sew other outerwear mfg | 315228 | | 12/83 | 124.2 | 124.1 | 124.2 | 1.0 | .1 |
| Primary Products | | 315228-P | 12/83 | 123.0 | 122.9 | 122.9 | 1.1 | 0 |
| Men's, junior boys', and little boys' nontailored coats, jackets, and vests | | 315228-1 | 12/83 | 124.9 | 124.9 | 124.9 | 2.4 | 0 |
| Men's, junior boys', and little boys' shorts, sweaters, and other outerwear | | 315228-3 | 12/83 | 121.7 | 121.6 | 121.6 | .1 | 0 |
| Men's and boys' sweaters, and men's and junior boys' other outerwear | | 315228-3111 | 12/83 | 142.7 | 142.5 | 142.5 | .3 | 0 |
| Men's, junior boys', and little boys' waterproof outer garments | | 315228-5 | 12/03 | 104.3 | 105.4 | 105.4 | .3 | 0 |
| Secondary Products and Miscellaneous Receipts | | 315228-SM | | | | | | |
| Miscellaneous Receipts | | 315228-M | 12/83 | 130.6 | 130.6 | 130.6 | 0 | 0 |
| Secondary Products | | 315228-S | 12/83 | 134.7 | 134.5 | 134.5 | 1.1 | 0 |
| Women's/girls' cut & sew apparel mfg | 31523 | | 12/03 | 101.1 | 100.8 | 100.5 | -.3 | -.3 |
| Women's/girls' cut & sew lingerie mfg | 315231 | | 12/03 | 104.5 | 105.4 | 105.3 | 1.6 | -.1 |
| Primary products | | 315231-P | 12/03 | 104.3 | 105.3 | 105.2 | 1.3 | -.1 |
| Women's, misses', juniors', and girls' underwear | | 315231-1 | 12/03 | 106.3 | 106.4 | 106.4 | 2.0 | 0 |
| Women's, misses', juniors', and girls' nightwear, except robes | | 315231-3 | 12/03 | 95.4 | 96.0 | 96.0 | -5.0 | 0 |
| Women's, misses', and juniors' brassieres | | 315231-5 | 06/82 | 150.5 | 152.0 | 151.9 | 1.7 | -.1 |
| Women's, misses', and juniors' corsets, combinations, and accessories | | 315231-7 | 06/82 | 187.6 | 194.9 | 192.9 | 2.8 | -1.0 |
| Women's, misses', juniors', and girls' robes and dressing gowns | | 315231-9 | 12/03 | 105.6 | 105.6 | 105.6 | 5.2 | 0 |
| Secondary products and miscellaneous receipts | | 315231-SM | | | | | | |
| Secondary products | | 315231-S | 12/03 | 101.1 | 101.1 | 101.1 | .7 | 0 |
| Women's and girls' blouse and shirt manufacturing | 315232 | | 06/83 | 138.5 | 139.0 | 139.2 | .9 | .1 |
| Primary products | | 315232-P | 06/83 | 140.7 | 140.8 | 141.3 | .2 | .4 |
| Women's, misses', juniors', and girls' knit shirts and blouses | | 315232-1 | 06/93 | 110.3 | 110.3 | 111.0 | -1 | .6 |
| Women's, misses', juniors', and girls' woven shirts and blouses | | 315232-3 | 06/83 | 167.5 | 167.8 | 167.8 | .5 | 0 |
| Secondary products and miscellaneous receipts | | 315232-SM | | | | | | |
| Miscellaneous receipts | | 315232-M | 06/05 | (³) | (³) | (³) | (³) | (³) |
| Secondary products | | 315232-S | 06/83 | 121.2 | 122.6 | 122.0 | 2.6 | -.5 |
| Women's/girls' cut & sew dress mfg | 315233 | | 12/80 | 124.4 | 124.0 | 123.9 | -.5 | -.1 |
| Primary products | | 315233-P | 12/80 | 120.7 | 120.2 | 120.1 | -.5 | -.1 |
| Women's and girls' dresses | | 315233-1 | 12/03 | 98.6 | 98.2 | 98.1 | -.5 | -.1 |
| Women's, misses', and juniors' dresses | | 315233-1111 | 06/86 | 109.6 | 109.2 | 109.6 | .1 | .4 |

See footnotes at end of table.

Table 5. Producer price indexes for the net output of selected industries and their products, not seasonally adjusted
—Continued

| Industry and product ¹ | Industry code | Product code | Index base | Index | | | Percent change to June 2006 from: | |
|--|---------------|--------------|------------|------------------------|-----------------------|------------------------|-----------------------------------|------------------|
| | | | | Feb. 2006 ² | May 2006 ² | June 2006 ² | June 2005 | May 2006 |
| Women's/girls' cut & sew dress mfg—Continued | | | | | | | | |
| Girls' dresses | | 315233-1221 | 12/84 | 128.8 | 126.5 | 121.2 | -5.6 | -4.2 |
| Secondary products and miscellaneous receipts | | 315233-SM | | | | | | |
| Secondary products | | 315233-S | 12/80 | 159.8 | 160.0 | 160.0 | -6 | 0 |
| Women's/girls' cut & sew suit/coat/skirt mfg | 315234 | | 12/82 | 111.8 | 111.6 | 111.6 | 0 | 0 |
| Primary products | | 315234-P | 12/82 | 109.4 | 109.1 | 109.1 | .2 | 0 |
| Women's, misses', juniors', and girls' skirts, tailored jackets, and vests | | 315234-5 | 12/82 | 114.9 | 114.6 | 114.6 | .4 | 0 |
| Women's, misses', and juniors' separate skirts | | 315234-5010 | 12/82 | 113.3 | 113.3 | 113.3 | 0 | 0 |
| Women's, misses', and juniors' tailored jackets and vests | | 315234-5120 | 12/98 | 101.7 | 101.2 | 101.2 | .7 | 0 |
| Secondary products and miscellaneous receipts | | 315234-SM | | | | | | |
| Secondary products | | 315234-S | 12/82 | 123.7 | 123.7 | 123.7 | -2 | 0 |
| Women's/girls' cut & sew other outerwear mfg | 315239 | | 06/83 | 113.0 | 111.4 | 110.4 | -2.0 | -9 |
| Primary products | | 315239-P | 06/83 | 115.9 | 113.4 | 111.8 | -3.0 | -1.4 |
| Women's, misses', and juniors' swimwear | | 315239-3 | 12/83 | 155.5 | (³) | (³) | (³) | (³) |
| Women's/misses'/juniors'/girls' slacks, incl. jeans & jean-cut casual slacks | | 315239-5 | 06/83 | 90.6 | 90.6 | 90.6 | .2 | 0 |
| Women's/misses'/juniors' other outerwear & girls' sweaters | | 315239-7 | 06/83 | 137.6 | 137.6 | 137.6 | -3.8 | 0 |
| Women's, misses', and juniors' shorts | | 315239-70 | 06/93 | 104.8 | 104.8 | 104.8 | -8.2 | 0 |
| Women's, misses', and juniors' other outerwear & girls' sweaters | | 315239-71 | 06/93 | 152.6 | (³) | (³) | (³) | (³) |
| Secondary products and miscellaneous receipts | | 315239-SM | | | | | | |
| Secondary products | | 315239-S | 06/83 | 104.7 | 104.7 | 104.7 | 0 | 0 |
| Other cut & sew apparel mfg | 31529 | | 12/03 | 105.0 | 105.6 | 107.4 | 6.4 | 1.7 |
| Infants' cut & sew apparel mfg | 315291 | | 12/03 | 100.5 | 100.5 | 100.5 | .2 | 0 |
| Primary products | | 315291-P | 12/03 | 100.9 | 100.9 | 100.8 | .3 | -.1 |
| Infants' apparel | | 315291-1 | 12/03 | 100.9 | 100.9 | 100.8 | .3 | -.1 |
| Infants' outerwear | | 315291-12 | 12/03 | 101.4 | 101.3 | 101.3 | .5 | 0 |
| Secondary products and miscellaneous receipts | | 315291-SM | | | | | | |
| Secondary products | | 315291-S | 12/03 | (³) | (³) | (³) | (³) | (³) |
| Fur & leather apparel mfg | 315292 | | 12/03 | 107.2 | 110.6 | 125.3 | 20.8 | 13.3 |
| Primary products | | 315292-P | 12/03 | 107.5 | 111.1 | 125.9 | 21.3 | 13.3 |
| Fur coats and other fur garments, accessories, and trimmings | | 315292-1 | 12/83 | 163.9 | (³) | 217.3 | 42.4 | (³) |
| Leather and sheep-lined clothing | | 315292-5 | 12/85 | 131.3 | 132.4 | 132.1 | .4 | -.2 |
| Secondary products and miscellaneous receipts | | 315292-SM | | | | | | |
| Secondary products | | 315292-S | 12/03 | 101.9 | (³) | (³) | (³) | (³) |
| All other cut & sew apparel mfg | 315299 | | 12/03 | 109.1 | 109.5 | 109.7 | 8.9 | .2 |
| Primary products | | 315299-P | 12/03 | 113.3 | 113.8 | 113.8 | 12.3 | 0 |
| Athletic uniforms | | 315299-4 | 12/03 | 127.2 | 126.0 | 126.0 | 25.1 | 0 |
| Apparel, nec | | 315299-5 | 12/03 | 103.2 | 104.9 | 104.9 | 3.1 | 0 |
| Secondary products and miscellaneous receipts | | 315299-SM | | | | | | |
| Miscellaneous receipts | | 315299-M | 12/03 | 105.2 | 105.3 | 106.5 | (³) | 1.1 |
| Apparel accessories & other apparel mfg | 3159 | | 12/03 | 102.1 | 102.3 | 102.4 | .7 | .1 |
| Apparel accessories & other apparel mfg | 31599 | | 12/03 | 102.1 | 102.3 | 102.4 | .7 | .1 |
| Hat, cap & millinery mfg | 315991 | | 12/90 | 132.4 | 134.0 | 134.0 | .7 | 0 |
| Primary products | | 315991-P | 12/90 | 135.7 | 135.8 | 135.8 | -.1 | 0 |
| Millinery | | 315991-1 | 12/90 | 116.8 | 117.3 | 117.3 | .5 | 0 |
| Hat and hat bodies, except cloth and millinery | | 315991-2 | 12/90 | 135.7 | 135.7 | 135.7 | 1.3 | 0 |
| Cloth hats and caps | | 315991-3 | 12/90 | 139.9 | 139.9 | 139.9 | -.7 | 0 |
| Secondary products and miscellaneous receipts | | 315991-SM | | | | | | |
| Miscellaneous receipts | | 315991-M | 12/90 | 100.5 | 100.5 | 100.5 | 0 | 0 |
| Secondary products | | 315991-S | 12/90 | 125.0 | (³) | (³) | (³) | (³) |
| Glove & mitten mfg | 315992 | | 12/03 | 102.5 | 102.6 | 103.2 | 1.1 | .6 |
| Primary products | | 315992-P | 12/03 | 102.5 | 102.6 | 102.9 | 1.1 | .3 |
| Gloves and mittens made from woven or purchased knit fabric | | 315992-1 | 12/03 | 101.2 | 101.2 | 101.2 | .7 | 0 |
| Gloves and mittens, leather-and-fabric combinations | | 315992-3 | 06/85 | 136.4 | 137.1 | 137.4 | 2.8 | .2 |
| Gloves and mittens, all leather | | 315992-5 | 06/85 | 149.5 | 150.1 | 152.1 | 1.5 | 1.3 |
| Secondary products and miscellaneous receipts | | 315992-SM | | | | | | |
| Miscellaneous receipts | | 315992-M | 12/03 | 101.8 | 101.8 | 103.2 | 1.4 | 1.4 |
| Men's and boys' neckwear mfg | 315993 | | 12/83 | 144.8 | 144.2 | 144.2 | .3 | 0 |
| Primary products | | 315993-P | 12/83 | 148.3 | 148.3 | 148.3 | .4 | 0 |
| Men's and boys' neckwear | | 315993-1 | 12/83 | 148.3 | 148.3 | 148.3 | .4 | 0 |
| Secondary products and miscellaneous receipts | | 315993-SM | | | | | | |
| Miscellaneous receipts | | 315993-M | 12/83 | 120.1 | 120.1 | 120.1 | 0 | 0 |
| Secondary products | | 315993-S | 12/04 | 112.3 | (³) | (³) | (³) | (³) |
| Other apparel accessories & other apparel mfg | 315999 | | 12/03 | 101.1 | 101.1 | 101.1 | .6 | 0 |
| Primary products | | 315999-P | 12/03 | 101.0 | 101.0 | 101.0 | .7 | 0 |
| Aprons and bibs, plastics and rubberized | | 315999-3 | 12/03 | 105.4 | 105.4 | (³) | (³) | (³) |

See footnotes at end of table.

Table 5. Producer price indexes for the net output of selected industries and their products, not seasonally adjusted
—Continued

| Industry and product ¹ | Industry code | Product code | Index base | Index | | | Percent change to June 2006 from: | |
|--|---------------|--------------|------------|------------------------|-----------------------|------------------------|-----------------------------------|------------------|
| | | | | Feb. 2006 ² | May 2006 ² | June 2006 ² | June 2005 | May 2006 |
| Other apparel accessories & other apparel mfg—Continued | | | | | | | | |
| Leather belts | | 315999-5 | 06/85 | 146.0 | 146.0 | 146.0 | 0.1 | 0.0 |
| Belts other than leather | | 315999-7 | 12/02 | 100.5 | 100.5 | 100.5 | .9 | 0 |
| Secondary products and miscellaneous receipts | | 315999-SM | | | | | | |
| Miscellaneous receipts | | 315999-M | 12/03 | 102.6 | 102.6 | 102.6 | .9 | 0 |
| Secondary products | | 315999-S | 12/03 | 100.3 | 100.3 | 100.3 | .2 | 0 |
| Leather & allied product mfg | 316 | | 12/84 | 145.6 | 146.7 | 146.6 | 1.5 | -.1 |
| Leather & hide tanning & finishing | 3161 | | 06/81 | 204.4 | 209.9 | 210.3 | 2.3 | .2 |
| Leather & hide tanning & finishing | 31611 | | 06/81 | 204.4 | 209.9 | 210.3 | 2.3 | .2 |
| Leather and hide tanning and finishing | 316110 | | 06/81 | 204.3 | 209.8 | 210.2 | 2.4 | .2 |
| Primary products | | 316110-P | 06/81 | 205.1 | 210.8 | 211.2 | 2.5 | .2 |
| Finished and unfinished leather | | 316110-1 | 12/97 | 118.1 | 121.5 | 121.8 | 2.6 | .2 |
| Contract & commission receipts for tanning or finishing leather owned by others | | 316110-4 | 06/81 | 138.1 | 138.1 | 138.1 | -.6 | 0 |
| Furs, dressed and dyed or bleached | | 316110-7 | 12/05 | 101.4 | 101.4 | 101.4 | (³) | 0 |
| Secondary products and miscellaneous receipts | | 316110-SM | | | | | | |
| Secondary products | | 316110-S | 04/82 | (³) | (³) | (³) | (³) | (³) |
| Footwear mfg | 3162 | | 12/03 | 101.9 | 102.0 | 102.0 | .9 | 0 |
| Footwear mfg | 31621 | | 12/03 | 101.9 | 102.0 | 102.0 | .9 | 0 |
| Rubber and plastic footwear manufacturing | 316211 | | 12/80 | 134.0 | 134.0 | 134.0 | 3.0 | 0 |
| Primary products | | 316211-P | 12/80 | 139.6 | 139.6 | 139.6 | 2.7 | 0 |
| Protective footwear | | 316211-1 | 12/80 | 174.1 | 174.1 | 174.1 | 6.4 | 0 |
| Shoes with soles vulcanized, molded or cemented to fabric uppers, excl. slippers | | 316211-4 | 12/86 | 115.4 | 115.4 | (³) | (³) | (³) |
| Secondary products and miscellaneous receipts | | 316211-SM | | | | | | |
| Miscellaneous receipts | | 316211-M | 12/93 | 107.7 | (³) | (³) | (³) | (³) |
| Secondary products | | 316211-S | 12/80 | 149.4 | 149.4 | (³) | (³) | (³) |
| House slipper mfg | 316212 | | 06/85 | 138.1 | 138.1 | 138.1 | 0 | 0 |
| Primary products | | 316212-P | 06/85 | 134.8 | 134.8 | 134.8 | 0 | 0 |
| House slippers, all types, except socks | | 316212-1 | 06/85 | 134.4 | 134.4 | 134.4 | 0 | 0 |
| Secondary products and miscellaneous receipts | | 316212-SM | | | | | | |
| Miscellaneous receipts | | 316212-M | 12/02 | 100.1 | 100.1 | 100.1 | 0 | 0 |
| Men's footwear (exc athletic) mfg | 316213 | | 12/80 | 171.4 | 171.5 | 171.4 | 0 | -.1 |
| Primary products | | 316213-P | 12/80 | 176.3 | 176.4 | 176.4 | .2 | 0 |
| Men's shoes, except athletic | | 316213-4 | 12/93 | 114.6 | 114.6 | 114.6 | .2 | 0 |
| Dress and casual shoes and boots, except western | | 316213-411 | 12/93 | 115.7 | 115.7 | 115.7 | .3 | 0 |
| Western style boots | | 316213-422 | 12/93 | 99.1 | (³) | (³) | (³) | (³) |
| Workshoes and work oxfords | | 316213-441 | 12/93 | 122.9 | 123.2 | 123.2 | -.5 | 0 |
| Secondary products and miscellaneous receipts | | 316213-SM | | | | | | |
| Secondary products | | 316213-S | 12/80 | 145.7 | 145.7 | 145.7 | -.3 | 0 |
| Women's footwear (exc athletic) mfg | 316214 | | 12/80 | 133.3 | 133.8 | 133.6 | 1.4 | -.1 |
| Primary products | | 316214-P | 12/80 | 131.4 | 131.9 | 131.6 | 1.3 | -.2 |
| Women's footwear, except athletic | | 316214-A | 12/93 | 104.5 | 104.9 | 104.7 | 1.4 | -.2 |
| Secondary products and miscellaneous receipts | | 316214-SM | | | | | | |
| Secondary products | | 316214-S | 12/80 | 180.7 | 180.7 | 180.7 | .4 | 0 |
| Other footwear mfg | 316219 | | 12/79 | 153.9 | 153.9 | 153.9 | -.3 | 0 |
| Primary products | | 316219-P | 12/79 | 151.7 | 151.7 | 151.7 | -1.7 | 0 |
| All other footwear, including youths' and boys', misses' children's, and infants | | 316219-8 | 12/02 | 93.1 | 93.1 | 93.1 | 0 | 0 |
| Secondary products and miscellaneous receipts | | 316219-SM | | | | | | |
| Other leather & allied product mfg | 3169 | | 12/03 | 102.2 | 102.5 | 102.2 | 1.7 | -.3 |
| Other leather & allied product mfg | 31699 | | 12/03 | 102.2 | 102.5 | 102.2 | 1.7 | -.3 |
| Luggage mfg | 316991 | | 12/84 | 122.0 | 122.3 | 122.3 | .3 | 0 |
| Primary products | | 316991-P | 12/84 | 121.1 | 121.1 | 121.1 | .1 | 0 |
| Hand luggage | | 316991-1 | 12/84 | 110.6 | 110.6 | 110.6 | 0 | 0 |
| Luggage other than hand luggage | | 316991-2 | 12/84 | 156.9 | 158.6 | 158.4 | 3.9 | -.1 |
| Secondary products and miscellaneous receipts | | 316991-SM | | | | | | |
| Women's handbag & purse mfg | 316992 | | 06/82 | 144.1 | 144.0 | 140.6 | 8.2 | -2.4 |
| Primary products | | 316992-P | 06/82 | 140.5 | 140.1 | 136.8 | 4.0 | -2.4 |
| All or chiefly leather | | 316992-511 | 06/82 | 136.4 | 135.8 | 135.9 | .6 | .1 |
| Other materials, except precious metals | | 316992-541 | 12/98 | 124.9 | 124.9 | 115.2 | 13.5 | -7.8 |
| Secondary products and miscellaneous receipts | | 316992-SM | | | | | | |

See footnotes at end of table.

Table 5. Producer price indexes for the net output of selected industries and their products, not seasonally adjusted
—Continued

| Industry and product ¹ | Industry code | Product code | Index base | Index | | | Percent change to June 2006 from: | |
|--|---------------|--------------|------------|------------------------|-----------------------|------------------------|-----------------------------------|------------------|
| | | | | Feb. 2006 ² | May 2006 ² | June 2006 ² | June 2005 | May 2006 |
| Women's handbag & purse mfg—Continued | | | | | | | | |
| Secondary products | | 316992-S | 06/82 | 164.1 | (³) | 158.0 | 15.6 | (³) |
| Personal leather good (exc purse) mfg | 316993 | | 06/82 | 147.8 | 147.9 | 147.9 | 1.1 | 0 |
| Primary products | | 316993-P | 06/82 | 150.6 | 150.6 | 150.6 | 1.2 | 0 |
| Billfolds, wallets, french purses and clutches | | 316993-511 | 06/82 | 147.6 | 147.6 | (³) | (³) | (³) |
| Other personal goods | | 316993-598 | 12/98 | 107.3 | 107.3 | 107.3 | 2.1 | 0 |
| Secondary products and miscellaneous receipts | | 316993-SM | | | | | | |
| All other leather good mfg | 316999 | | 12/03 | 104.2 | 104.6 | 104.6 | .9 | 0 |
| Primary products | | 316999-P | 12/03 | 104.4 | 104.7 | 104.7 | .8 | 0 |
| All other leather goods, n.e.c. | | 316999-2 | 12/03 | 104.4 | 104.7 | 104.7 | .8 | 0 |
| Secondary products and miscellaneous receipts | | 316999-SM | | | | | | |
| Miscellaneous receipts | | 316999-M | 12/03 | 100.3 | 100.3 | 100.3 | 0 | 0 |
| Secondary products | | 316999-S | 06/85 | 158.8 | 160.3 | 160.3 | 2.5 | 0 |
| Wood products manufacturing | 321 | | 12/03 | 109.8 | 111.4 | 109.8 | .3 | -1.4 |
| Sawmills and wood preservation | 3211 | | 12/03 | 112.9 | 114.7 | 109.6 | -3.7 | -4.4 |
| Sawmills & wood preservation | 32111 | | 12/03 | 112.9 | 114.7 | 109.6 | -3.7 | -4.4 |
| Sawmills | 321113 | | 12/80 | 165.9 | 168.4 | 160.7 | -3.1 | -4.6 |
| Primary products | | 321113-P | 12/03 | 112.5 | 113.1 | 107.1 | -5.2 | -5.3 |
| Hardwood lumber, not edge worked, not manufactured from purchased lumber | | 321113-1 | 12/03 | 102.7 | 103.5 | 103.8 | 2.4 | .3 |
| Softwood lumber, not edge worked, not manufactured from purchased lumber | | 321113-3 | 12/03 | 117.3 | 117.8 | 108.4 | -9.1 | -8.0 |
| Wood chips, except field chips | | 321113-5 | 12/80 | 88.5 | 89.0 | 89.3 | 4.7 | .3 |
| Wood ties, siding, shingles, and shakes and contract sawing of logs owned by oth | | 321113-7 | 12/03 | 102.7 | 103.5 | 103.0 | -2.8 | -.5 |
| Secondary products and miscellaneous receipts | | 321113-SM | | | | | | |
| Secondary products | | 321113-S | 12/03 | 117.5 | 122.2 | 123.7 | 16.3 | 1.2 |
| Wood preservation | 321114 | | 06/85 | 175.8 | 179.6 | 172.2 | -5.7 | -4.1 |
| Primary products | | 321114-P | 06/85 | 176.9 | 180.8 | 172.7 | -6.7 | -4.5 |
| Wood poles, piles, and posts owned and treated by the same establishment | | 321114-1 | 06/85 | 205.9 | 208.8 | 205.3 | 9.0 | -1.7 |
| Other wood products owned and treated by the same establishment | | 321114-5 | 06/85 | 164.7 | 168.8 | 160.1 | -9.9 | -5.2 |
| Contract wood preservation | | 321114-9 | 06/85 | 150.9 | 152.0 | 149.0 | (³) | -2.0 |
| Secondary products and miscellaneous receipts | | 321114-SM | | | | | | |
| Secondary products | | 321114-S | 06/85 | 170.8 | (³) | 174.2 | (³) | (³) |
| Veneer, plywood & engineered wood product mfg | 3212 | | 12/03 | 102.9 | 103.8 | 101.1 | -4.4 | -2.6 |
| Veneer, plywood & engineered wood product mfg | 32121 | | 12/03 | 102.9 | 103.8 | 101.1 | -4.4 | -2.6 |
| Hardwood veneer and plywood mfg | 321211 | | 06/85 | 148.1 | 149.9 | 149.9 | 2.3 | 0 |
| Primary products | | 321211-P | 06/85 | 151.4 | 152.7 | 152.8 | 1.8 | .1 |
| Hardwood veneer, incl. veneer backed w/ paper, cloth, or other flexible material | | 321211-1 | 12/03 | 103.5 | 104.4 | 104.3 | .4 | -.1 |
| Hardwood plywood, except prefinished hardwood plywood MFPM | | 321211-3 | 06/85 | 154.6 | 156.3 | 156.6 | 3.4 | .2 |
| Hardwood plywood type products | | 321211-7 | 06/85 | 162.4 | 162.4 | 162.4 | 2.1 | 0 |
| Secondary products and miscellaneous receipts | | 321211-SM | | | | | | |
| Miscellaneous receipts | | 321211-M | 12/05 | 102.8 | 113.0 | (³) | (³) | (³) |
| Secondary products | | 321211-S | 06/91 | 126.6 | 124.9 | 125.0 | 1.0 | .1 |
| Softwood veneer and plywood mfg | 321212 | | 12/80 | 161.8 | 157.4 | 152.5 | -12.4 | -3.1 |
| Primary products | | 321212-P | 12/80 | 167.6 | 161.7 | 155.6 | -12.4 | -3.8 |
| Softwood veneer, incl. veneer backed w/ paper, cloth, or other flexible material | | 321212-1 | 12/80 | 160.0 | 160.6 | 150.8 | 2.2 | -6.1 |
| Softwood plywood, rough, including touch sanded, interior and exterior | | 321212-3 | 12/80 | 137.4 | 131.7 | 129.1 | -16.4 | -2.0 |
| Softwood plywood, sanded, interior and exterior | | 321212-5 | 12/80 | 185.1 | 172.5 | 159.1 | -15.5 | -7.8 |
| Softwood plywood specialties | | 321212-7 | 12/05 | 100.6 | 101.9 | 101.9 | (³) | 0 |
| Softwood plywood type products | | 321212-9 | 06/95 | 133.7 | 132.6 | 132.6 | -.3 | 0 |
| Secondary products and miscellaneous receipts | | 321212-SM | | | | | | |
| Secondary products | | 321212-S | 12/80 | 117.8 | 120.7 | 120.5 | -16.1 | -.2 |
| Engineered wood member (exc truss) mfg | 321213 | | 12/03 | 119.1 | 119.8 | 118.6 | -3.7 | -1.0 |
| Primary Products | | 321213-P | 12/03 | 122.5 | 123.3 | 122.0 | -1.3 | -1.1 |
| Laminated veneer lumber | | 321213-1 | 12/03 | 126.4 | 126.4 | 126.4 | 0 | 0 |
| Other engineered structural wood members, ex. trusses & laminated veneer lumber | | 321213-2 | 12/03 | 121.3 | 122.3 | 120.6 | -1.7 | -1.4 |
| Secondary products and miscellaneous receipts | | 321213-SM | | | | | | |
| Secondary products | | 321213-S | 12/03 | 98.3 | 98.3 | 98.3 | -1.4 | 0 |
| Truss mfg | 321214 | | 12/03 | 122.1 | 121.0 | 120.3 | .9 | -.6 |
| Primary products | | 321214-P | 12/03 | 119.8 | 118.6 | 117.9 | 1.2 | -.6 |
| Wood trusses | | 321214-1 | 12/03 | 119.8 | 118.6 | 117.9 | 1.2 | -.6 |

See footnotes at end of table.

Table 5. Producer price indexes for the net output of selected industries and their products, not seasonally adjusted
—Continued

| Industry and product ¹ | Industry code | Product code | Index base | Index | | | Percent change to June 2006 from: | |
|---|---------------|--------------|------------|------------------------|-----------------------|------------------------|-----------------------------------|----------|
| | | | | Feb. 2006 ² | May 2006 ² | June 2006 ² | June 2005 | May 2006 |
| Truss mfg—Continued | | | | | | | | |
| Secondary products and miscellaneous receipts | | 321214-SM | | | | | | |
| Secondary products | | 321214-S | 12/03 | 109.5 | 108.2 | 104.6 | -6.7 | -3.3 |
| Reconstituted wood product mfg | 321219 | | 06/91 | 157.8 | 165.9 | 158.0 | -3.2 | -4.8 |
| Primary products | | 321219-P | 06/91 | 159.4 | 167.9 | 159.7 | -3.3 | -4.9 |
| Particleboard, produced at this location | | 321219-1 | 12/82 | 165.8 | 212.3 | 209.2 | 23.1 | -1.5 |
| Waferboard and oriented strand board | | 321219-2 | 12/82 | 243.7 | 224.0 | 194.3 | -27.7 | -13.3 |
| Medium density fiberboard | | 321219-3 | 06/84 | 127.6 | 137.3 | 137.7 | 9.7 | .3 |
| Hardboard products made from hardboard produced at this location | | 321219-4 | 06/84 | 117.4 | 118.0 | 115.7 | 1.4 | -1.9 |
| Hardboard products made from purchased hardboard | | 321219-6 | 09/84 | 140.4 | 163.7 | 181.4 | 29.3 | 10.8 |
| Prefinished particleboard and medium density fiberboard made from purchased mate | | 321219-7 | 06/91 | 135.9 | 152.6 | 153.0 | 15.2 | .3 |
| Secondary products and miscellaneous receipts | | 321219-SM | | | | | | |
| Other wood product mfg | 3219 | | 12/03 | 110.4 | 112.0 | 112.5 | 4.0 | .4 |
| Millwork | 32191 | | 12/03 | 106.4 | 107.0 | 107.5 | 2.4 | .5 |
| Wood window & door mfg | 321911 | | 12/03 | 105.5 | 106.4 | 107.8 | 4.9 | 1.3 |
| Primary products | | 321911-P | 12/03 | 104.8 | 105.5 | 107.1 | 4.9 | 1.5 |
| Wood window units | | 321911-1 | 06/83 | 177.5 | 179.7 | 179.7 | 4.6 | 0 |
| Wood sash, excluding sash shipped in window units | | 321911-3 | 06/83 | 204.9 | 213.3 | 213.3 | 5.1 | 0 |
| Wood window and door frames | | 321911-5 | 06/83 | 155.0 | 155.0 | 161.9 | 9.9 | 4.5 |
| Wood panel, flush, and molded face doors, interior and exterior | | 321911-7 | 06/83 | 173.0 | 173.0 | 178.2 | 4.8 | 3.0 |
| Other wood doors, incl. garage, bifold, patio, cabinet, screen, storm & louver .. | | 321911-9 | 06/83 | 182.2 | 182.5 | 185.8 | 4.2 | 1.8 |
| Secondary products and miscellaneous receipts | | 321911-SM | | | | | | |
| Miscellaneous receipts | | 321911-M | 12/03 | 102.3 | 107.5 | 107.5 | 6.2 | 0 |
| Secondary products | | 321911-S | 12/03 | 115.2 | 115.4 | 116.2 | 3.8 | .7 |
| Cut stock, resawing lumber & planing | 321912 | | 12/03 | 104.9 | 105.0 | 104.9 | 0 | -.1 |
| Primary products | | 321912-P | 12/03 | 105.1 | 105.3 | 105.2 | .6 | -.1 |
| Hardwood lumber, not edge worked, made from purchased lumber and edge worked | | 321912-1 | 12/03 | 88.9 | 88.8 | 88.6 | -5.8 | -.2 |
| Softwood lumber, not edge worked, made from purchased lumber and edge worked | | 321912-3 | 12/03 | 113.0 | 113.1 | 112.5 | 2.2 | -.5 |
| Hardwood cut stock and dimension | | 321912-5 | 06/84 | 173.1 | 173.7 | 174.1 | 1.5 | .2 |
| Softwood cut stock and dimension | | 321912-7 | 12/80 | 176.3 | 177.3 | 177.0 | 2.4 | -.2 |
| Sawn wood fence stock, wood lath, and contract resawing and planing | | 321912-9 | 12/03 | 103.8 | 103.8 | 103.8 | 0 | 0 |
| Secondary products and miscellaneous receipts | | 321912-SM | | | | | | |
| Miscellaneous receipts | | 321912-M | 12/03 | 106.1 | 106.0 | 106.4 | -1.9 | .4 |
| Secondary products | | 321912-S | 12/03 | 102.1 | 101.3 | 101.3 | -3.5 | 0 |
| Other millwork (including flooring) | 321918 | | 12/03 | 109.8 | 110.1 | 109.5 | -.2 | -.5 |
| Primary products | | 321918-P | 12/03 | 108.2 | 108.9 | 108.2 | .1 | -.6 |
| Wood moldings, except prefinished moldings made from purchased moldings .. | | 321918-1 | 06/83 | 182.2 | 183.1 | 181.3 | .7 | -1.0 |
| Prefinished wood moldings made from purchased moldings | | 321918-3 | 10/95 | 95.2 | 101.9 | 101.9 | 0 | 0 |
| Other wood millwork products, inc stairwork, exterior millwork, and softwood fl | | 321918-5 | 12/03 | 107.4 | 108.2 | 107.8 | 1.8 | -.4 |
| Hardwood flooring | | 321918-7 | 06/84 | 165.0 | 166.0 | 165.2 | -1.7 | -.5 |
| Oak flooring (3/4 in., 1/2 in., 3/8 in. T&G and EM strip; 5/16 in. square edge strip) | | 321918-7111 | 06/84 | 153.8 | 154.2 | 154.2 | -2.8 | 0 |
| Other hardwood flooring | | 321918-7222 | 12/03 | 109.6 | 110.8 | 109.4 | 0 | -1.3 |
| Secondary products and miscellaneous receipts | | 321918-SM | | | | | | |
| Miscellaneous receipts | | 321918-M | 12/03 | 101.4 | 101.4 | 99.4 | -2.0 | -2.0 |
| Secondary products | | 321918-S | 12/03 | 131.1 | 127.0 | 128.2 | -2.4 | .9 |
| Wood container & pallet mfg | 32192 | | 12/03 | 111.2 | 111.7 | 111.7 | 4.5 | 0 |
| Wood container & pallet mfg | 321920 | | 12/03 | 111.2 | 111.7 | 111.7 | 4.5 | 0 |
| Primary products | | 321920-P | 12/03 | 111.3 | 111.8 | 111.9 | 4.4 | .1 |
| Nailed and lock-corner wood boxes | | 321920-1 | 06/85 | 161.9 | 161.8 | 161.8 | 9.3 | 0 |
| Wood box and crate shook | | 321920-3 | 06/85 | 150.7 | 150.7 | 150.7 | 0 | 0 |
| Wood and metal combination and wood pallets and pallet containers | | 321920-5 | 12/03 | 112.6 | 113.3 | 113.4 | 4.9 | .1 |
| Wood container parts and wood containers, nec | | 321920-7 | 12/03 | 102.6 | 102.6 | 102.6 | 1.1 | 0 |
| Secondary products and miscellaneous receipts | | 321920-SM | | | | | | |
| Miscellaneous receipts | | 321920-M | 12/03 | 117.6 | 117.6 | 117.6 | 13.2 | 0 |
| Secondary products | | 321920-S | 12/03 | 100.0 | 100.0 | 100.0 | -4.8 | 0 |
| All other wood product mfg | 32199 | | 12/03 | 114.0 | 116.8 | 117.2 | 5.2 | .3 |
| Manufactured homes (mobile homes) mfg | 321991 | | 06/81 | 208.4 | 215.2 | 216.7 | 5.9 | .7 |
| Primary products | | 321991-P | 06/81 | 208.4 | 215.2 | 216.7 | 5.9 | .7 |
| Manufactured homes (mobile homes) | | 321991-1 | 06/81 | 209.1 | 215.5 | 217.0 | 5.2 | .7 |
| Manufactured homes (mobile homes), 14 feet or more in width | | 321991-1211 | 12/03 | 115.1 | 118.6 | 118.8 | 4.8 | .2 |
| Manufactured homes (mobile homes), multisection | | 321991-1311 | 07/04 | 109.9 | 111.7 | 112.8 | 4.4 | 1.0 |
| Prefabricated wood building mfg | 321992 | | 12/84 | 218.5 | 221.5 | 221.4 | 3.5 | 0 |

See footnotes at end of table.

Table 5. Producer price indexes for the net output of selected industries and their products, not seasonally adjusted
—Continued

| Industry and product ¹ | Industry code | Product code | Index base | Index | | | Percent change to June 2006 from: | |
|---|---------------|--------------|------------|------------------------|-----------------------|------------------------|-----------------------------------|------------------|
| | | | | Feb. 2006 ² | May 2006 ² | June 2006 ² | June 2005 | May 2006 |
| Prefabricated wood building mfg—Continued | | | | | | | | |
| Primary products | | 321992-P | 12/84 | 216.6 | 219.7 | 219.6 | 3.6 | 0.0 |
| Components not sold as complete units | | 321992-1 | 12/89 | 190.2 | 190.3 | 185.4 | -4.8 | -2.6 |
| Precut packages sold as complete units (residential and nonresidential) | | 321992-2 | 12/84 | 246.6 | 246.6 | 246.6 | 5.9 | 0 |
| Panelized buildings sold as complete units | | 321992-3 | 12/84 | 226.2 | 231.1 | 230.9 | 3.9 | -.1 |
| Modular buildings shipped with floors and walls, and usually ceilings and roofs | | 321992-4 | 12/84 | 189.9 | 193.8 | 194.5 | 3.7 | .4 |
| Residential | | 321992-444 | 12/84 | 189.6 | 192.6 | 192.9 | 2.9 | .2 |
| Nonresidential, including motels and hotels | | 321992-447 | 12/84 | 188.7 | 195.4 | 196.8 | 5.8 | .7 |
| Secondary products and miscellaneous receipts | | 321992-SM | | | | | | |
| Miscellaneous receipts | | 321992-M | 06/98 | 120.8 | 120.8 | 120.8 | 2.2 | 0 |
| Secondary products | | 321992-S | 08/92 | 191.4 | 191.4 | 191.9 | .2 | .3 |
| All other miscellaneous wood product mfg | 321999 | | 12/03 | 109.8 | 111.0 | 110.7 | 5.1 | -.3 |
| Primary products | | 321999-P | 06/84 | 170.4 | 172.6 | 172.1 | 5.9 | -.3 |
| All other miscellaneous wood products | | 321999-1 | 06/02 | 111.3 | 112.8 | 112.5 | 5.9 | -.3 |
| Secondary products and miscellaneous receipts | | 321999-SM | | | | | | |
| Miscellaneous receipts | | 321999-M | 06/84 | 205.2 | 205.2 | 205.2 | 1.0 | 0 |
| Secondary products | | 321999-S | 06/84 | 154.3 | 154.3 | 154.3 | .7 | 0 |
| Paper manufacturing | 322 | | 12/03 | 109.5 | 111.8 | 113.2 | 5.6 | 1.3 |
| Pulp, paper & paperboard mills | 3221 | | 12/03 | 113.2 | 115.9 | 116.5 | 5.9 | .5 |
| Pulp mills | 32211 | | 12/82 | 141.1 | 140.7 | 143.5 | 4.1 | 2.0 |
| Pulp mills | 322110 | | 12/82 | 141.1 | 140.6 | 143.5 | 4.1 | 2.1 |
| Primary products | | 322110-P | 12/82 | 151.4 | 150.9 | 154.0 | 4.1 | 2.1 |
| Sulfate woodpulp, including soda | | 322110-3 | 12/82 | 139.5 | 139.9 | 141.5 | 1.4 | 1.1 |
| Sulfite and other woodpulp | | 322110-4 | 12/99 | (³) | (³) | (³) | (³) | (³) |
| Pulp, other than wood, and pulp mill byproducts | | 322110-5 | 06/88 | 161.4 | 172.4 | 176.0 | 13.0 | 2.1 |
| Paper mills | 32212 | | 06/81 | 165.5 | 167.0 | 168.2 | 3.9 | .7 |
| Paper (except newsprint) mills | 322121 | | 12/03 | 111.0 | 111.7 | 112.2 | 2.7 | .4 |
| Primary products | | 322121-P | 12/03 | 112.1 | 113.0 | 113.6 | 3.6 | .5 |
| Packaged and industrial converting paper, except unbleached kraft | | 322121-A | 06/81 | 149.1 | 150.9 | 150.9 | 1.2 | 0 |
| Sanitary tissue paper products | | 322121-N | 06/83 | 176.0 | 177.1 | (³) | (³) | (³) |
| Paper table napkins, bulk & dispenser, industrial and retail | | 322121-N2 | 06/83 | 181.3 | 183.6 | (³) | (³) | (³) |
| Toilet tissue | | 322121-N3 | 06/83 | 184.3 | 185.3 | (³) | (³) | (³) |
| Paper towels | | 322121-N6 | 06/83 | 185.5 | 185.5 | (³) | (³) | (³) |
| Clay-coated printing and converting paper | | 322121-1 | 06/81 | 182.7 | 180.3 | 180.0 | 1.0 | -.2 |
| Clay coated groundwood | | 322121-11 | 12/99 | 112.5 | 109.0 | (³) | (³) | (³) |
| Clay coated freesheet and prime coated body stock | | 322121-12 | 12/99 | 119.5 | 119.4 | 119.3 | 1.7 | -.1 |
| Uncoated freesheet paper | | 322121-3 | 06/81 | 148.7 | 151.4 | 153.7 | 3.0 | 1.5 |
| Bond and writing paper | | 322121-31 | 12/99 | 101.2 | 103.8 | (³) | (³) | (³) |
| Publication and printing paper, all types | | 322121-33 | 12/99 | 111.5 | 114.0 | 116.8 | 6.0 | 2.5 |
| Cover and text papers and other converting and misc. uncoated freesheet .. | | 322121-34 | 12/99 | 114.0 | 114.0 | 114.9 | 1.3 | .8 |
| Newsprint mills | 322122 | | 12/03 | 121.5 | 124.8 | 127.3 | 10.8 | 2.0 |
| Primary products | | 322122-P | 12/03 | 122.6 | 126.0 | 128.5 | 10.8 | 2.0 |
| Newsprint | | 322122-1 | 06/81 | 153.3 | 157.1 | 159.8 | 13.5 | 1.7 |
| Paperboard mills | 32213 | | 12/82 | 205.3 | 217.1 | 217.2 | 10.3 | 0 |
| Paperboard mills | 322130 | | 12/82 | 205.5 | 217.3 | 217.4 | 10.2 | 0 |
| Primary products | | 322130-P | 12/82 | 192.3 | 204.2 | 204.3 | 11.0 | 0 |
| Unbleached kraft packaging and industrial converting paperboard (>80% virgin wood pulp) | | 322130-1 | 12/82 | 187.2 | 200.7 | 200.7 | 13.7 | 0 |
| Bleached packaging and industrial converting paperboard (>80% virgin wood pulp) | | 322130-2 | 12/82 | (³) | (³) | (³) | (³) | (³) |
| Semichemical paperboard (>75% virgin wood pulp) | | 322130-3 | 12/82 | 203.3 | 224.8 | (³) | (³) | (³) |
| Recycled paperboard | | 322130-4 | 12/82 | 212.1 | 224.6 | 224.9 | 10.5 | .1 |
| Secondary products and miscellaneous receipts | | 322130-SM | | | | | | |
| Secondary products | | 322130-S | 12/82 | 305.8 | (³) | (³) | (³) | (³) |
| Converted paper product mfg | 3222 | | 12/03 | 107.5 | 109.8 | 111.6 | 5.6 | 1.6 |
| Paper container mfg | 32221 | | 12/84 | 170.2 | 175.2 | 180.5 | 7.7 | 3.0 |
| Corrugated & solid fiber box mfg | 322211 | | 03/80 | 211.9 | 220.6 | 230.3 | 10.1 | 4.4 |
| Primary products | | 322211-P | 03/80 | 213.9 | 222.9 | 233.2 | 10.5 | 4.6 |
| Corrugated and solid fiber boxes, including pallets | | 322211-5 | 03/80 | 213.9 | 222.9 | 233.2 | 10.5 | 4.6 |
| Corrugated shipping containers for food and beverages, and carryout boxes for re | | 322211-511 | 03/80 | 196.0 | 202.9 | 212.3 | 8.6 | 4.6 |
| Corrugated shipping containers for paper and allied products | | 322211-513 | 03/80 | 216.6 | 226.9 | 238.4 | 9.5 | 5.1 |
| Corrugated shipping containers for metal and electrical products | | 322211-517 | 06/02 | 107.0 | 111.5 | 114.4 | 8.7 | 2.6 |

See footnotes at end of table.

Table 5. Producer price indexes for the net output of selected industries and their products, not seasonally adjusted
—Continued

| Industry and product ¹ | Industry code | Product code | Index base | Index | | | Percent change to June 2006 from: | |
|--|---------------|--------------|------------|------------------------|-----------------------|------------------------|-----------------------------------|------------------|
| | | | | Feb. 2006 ² | May 2006 ² | June 2006 ² | June 2005 | May 2006 |
| Corrugated & solid fiber box mfg—Continued | | | | | | | | |
| Corrugated shipping containers for all other end uses not specified | | 322211-519 | 03/80 | 226.4 | 237.6 | 247.5 | 11.1 | 4.2 |
| Other corrugated and solid fiber products, including point-of-purchase displays | | 322211-558 | 06/02 | 113.0 | 117.1 | 122.5 | 12.0 | 4.6 |
| Corrugated paperboard in sheets and rolls, lined and unlined | | 322211-567 | 03/80 | 195.3 | 201.5 | 218.0 | 14.9 | 8.2 |
| Secondary products and miscellaneous receipts | | 322211-SM | | | | | | |
| Miscellaneous receipts | | 322211-M | 06/02 | 118.8 | 120.2 | 119.6 | -7 | -.5 |
| Secondary products | | 322211-S | 12/90 | 119.9 | 128.1 | (³) | (³) | (³) |
| Folding paperboard boxes | 322212 | | 12/83 | 146.8 | 144.7 | 145.7 | -.5 | .7 |
| Primary products | | 322212-P | 12/83 | 147.4 | 145.1 | 146.2 | -.6 | .8 |
| Folding paperboard boxes, packaging and packaging components | | 322212-3 | 12/83 | 147.4 | 145.1 | 146.2 | -.6 | .8 |
| Secondary products and miscellaneous receipts | | 322212-SM | | | | | | |
| Miscellaneous receipts | | 322212-M | 12/04 | 100.2 | 100.5 | 100.5 | .5 | 0 |
| Secondary products | | 322212-S | 12/83 | 131.5 | 131.5 | (³) | (³) | (³) |
| Setup paperboard boxes | 322213 | | 12/83 | 186.2 | 186.8 | 187.7 | 5.1 | .5 |
| Primary products | | 322213-P | 12/83 | 182.4 | 183.1 | 184.1 | 5.2 | .5 |
| Setup (rigid) paperboard boxes | | 322213-1 | 12/83 | 182.4 | 183.1 | 184.1 | 5.2 | .5 |
| Secondary and miscellaneous products | | 322213-SM | | | | | | |
| Secondary products | | 322213-S | 12/83 | 230.6 | 230.6 | 230.6 | (³) | 0 |
| Fiber can, tube, drum & oth products mfg | 322214 | | 12/85 | 199.7 | 209.5 | 209.5 | 8.1 | 0 |
| Primary products | | 322214-P | 12/85 | 204.9 | 215.5 | 215.5 | 8.5 | 0 |
| Paperboard fiber drums with ends of any material | | 322214-1 | 12/85 | 199.7 | (³) | (³) | (³) | (³) |
| Fiber cans, tubes, and similar fiber products | | 322214-2 | 12/85 | 206.0 | 206.7 | 206.6 | 1.6 | 0 |
| Fiber cans, all fiber and composite | | 322214-221 | 12/85 | 182.6 | 182.6 | (³) | (³) | (³) |
| Fiber cores and tubes | | 322214-231 | 12/85 | 222.4 | 223.5 | 223.4 | 2.3 | 0 |
| Other paperboard products and all vulcanized fiber products | | 322214-285 | 12/02 | 94.4 | 94.8 | (³) | (³) | (³) |
| Sanitary food containers, except folding | 322215 | | 06/85 | 212.1 | 215.1 | 212.4 | 6.3 | -1.3 |
| Primary products | | 322215-P | 06/85 | 203.8 | 204.4 | 204.2 | 3.8 | -.1 |
| Milk and milk-type paperboard cartons, incl. juices and other bev | | 322215-1 | 02/04 | 108.0 | 108.7 | 108.7 | 2.1 | 0 |
| Cups and liquid-tight paper and paperboard containers | | 322215-3 | 06/85 | 241.4 | 241.5 | 241.3 | 4.7 | -.1 |
| Paper bag & coated & treated paper mfg | 32222 | | 12/03 | 108.8 | 110.1 | 110.1 | 4.2 | 0 |
| Coated & laminated paper & plastics film | 322221 | | 12/03 | 111.2 | 111.2 | 111.2 | 5.5 | 0 |
| Primary products | | 322221-P | 12/03 | 111.7 | 111.7 | 111.7 | 5.5 | 0 |
| Single-web paper, coated rolls and sheets, incl. waxed, for flexible packaging | | 322221-1 | 12/87 | 163.2 | 163.2 | 163.2 | 6.2 | 0 |
| Secondary products and miscellaneous receipts | | 322221-SM | | | | | | |
| Secondary products | | 322221-S | 12/03 | 109.4 | (³) | (³) | (³) | (³) |
| Coated & laminated paper mfg | 322222 | | 12/03 | 108.3 | 110.0 | 110.0 | 4.7 | 0 |
| Primary products | | 322222-P | 12/03 | 109.2 | 109.4 | 109.3 | 3.2 | -.1 |
| Printing paper, coated at establishments other than where paper was produced | | 322222-1 | 12/82 | (³) | (³) | (³) | (³) | (³) |
| Pressure sensitive products | | 322222-5 | 12/82 | 160.7 | 160.1 | 160.2 | 3.7 | .1 |
| Gift wrap paper | | 322222-7 | 06/85 | 143.6 | (³) | (³) | (³) | (³) |
| Other coated and processed papers, nec, except for packaging uses | | 322222-9 | 12/82 | 162.5 | 163.0 | 163.0 | 1.6 | 0 |
| Secondary products and miscellaneous receipts | | 322222-SM | | | | | | |
| Miscellaneous receipts | | 322222-M | 12/03 | 97.6 | (³) | 97.6 | 0 | (³) |
| Secondary products | | 322222-S | 12/03 | 105.7 | 119.2 | 119.2 | 16.9 | 0 |
| Plastics, foil, and coated paper bag mfg | 322223 | | 12/03 | 123.5 | 124.4 | 123.1 | 8.3 | -1.0 |
| Primary products | | 322223-P | 12/03 | 126.9 | 126.7 | 125.4 | 6.5 | -1.0 |
| Specialty bags, pouches, and liners, multiweb laminations and foil not film-film | | 322223-3 | 12/83 | 193.0 | 192.7 | 190.7 | 6.5 | -1.0 |
| Uncoated paper and multiwall bag mfg | 322224 | | 12/90 | 125.1 | 125.9 | 126.1 | 3.4 | .2 |
| Primary products | | 322224-P | 12/90 | 125.0 | 125.9 | 126.1 | 3.4 | .2 |
| Uncoated single-web paper grocers' bags & sacks, & variety & shopping bags | | 322224-1 | 12/83 | 255.8 | 259.9 | 261.3 | 2.9 | .5 |
| Shipping sacks and multiwall bags, all materials except textiles | | 322224-3 | 12/83 | 214.3 | 214.6 | 214.6 | 3.8 | 0 |
| Secondary products and miscellaneous receipts | | 322224-SM | | | | | | |
| Miscellaneous receipts | | 322224-M | 02/04 | 160.6 | 161.3 | 161.2 | 2.2 | -.1 |
| Secondary products | | 322224-S | 12/90 | 108.8 | 109.6 | 109.0 | 2.9 | -.5 |
| Laminated alum foil mfg for flexible pkg | 322225 | | 12/03 | 101.2 | 102.2 | 103.0 | 2.5 | .8 |
| Primary products | | 322225-P | 12/03 | 101.8 | 103.2 | 104.4 | 3.6 | 1.2 |
| Laminated aluminum foil manufacturing | | 322225-1 | 12/84 | 116.5 | 118.2 | 119.5 | 3.6 | 1.1 |
| Surface-coated paperboard mfg | 322226 | | 12/03 | 104.9 | 104.9 | 104.9 | .2 | 0 |
| Primary products | | 322226-P | 12/03 | 105.3 | 105.3 | 105.3 | .3 | 0 |
| Pasted, lined, laminated or surface-coated paperboard | | 322226-1 | 12/84 | 186.6 | 186.6 | 186.6 | .3 | 0 |
| Stationery product mfg | 32223 | | 12/03 | 108.2 | 110.1 | 110.2 | 2.3 | .1 |

See footnotes at end of table.

Table 5. Producer price indexes for the net output of selected industries and their products, not seasonally adjusted

—Continued

| Industry and product ¹ | Industry code | Product code | Index base | Index | | | Percent change to June 2006 from: | |
|--|---------------|--------------|------------|------------------------|-----------------------|------------------------|-----------------------------------|------------------|
| | | | | Feb. 2006 ² | May 2006 ² | June 2006 ² | June 2005 | May 2006 |
| Die-cut paper & paperboard mfg | 322231 | | 12/03 | 112.3 | 115.2 | 115.1 | 2.7 | -0.1 |
| Primary products | | 322231-P | 12/03 | 114.1 | 117.6 | 117.5 | 3.3 | -.1 |
| Die-cut paper and paperboard office supplies | | 322231-1 | 12/89 | 108.8 | 108.8 | 108.9 | .3 | .1 |
| Paper supplies for bus. machines/other misc unprinted paper office supplies, nec | | 322231-3 | 06/85 | 150.2 | 160.7 | 160.4 | 7.2 | -.2 |
| Secondary products and miscellaneous receipts | | 322231-SM | | | | | | |
| Miscellaneous receipts | | 322231-M | 12/03 | 101.7 | 101.7 | 101.7 | .3 | 0 |
| Secondary products | | 322231-S | 12/03 | 105.9 | (³) | 105.9 | -1.0 | (³) |
| Envelope manufacturing | 322232 | | 12/84 | 139.3 | 142.4 | 142.3 | 2.2 | -.1 |
| Primary products | | 322232-P | 12/84 | 134.7 | 137.9 | 138.0 | 2.4 | .1 |
| Envelopes, commercial, all types and materials | | 322232-1 | 12/84 | 134.7 | 137.9 | 138.0 | 2.4 | .1 |
| Secondary products and miscellaneous receipts | | 322232-SM | | | | | | |
| Miscellaneous receipts | | 322232-M | 03/91 | 167.3 | (³) | 167.8 | (³) | (³) |
| Secondary products | | 322232-S | 12/05 | 103.6 | 107.8 | 103.1 | (³) | -4.4 |
| Stationery, tablet & related product mfg | 322233 | | 06/85 | 151.5 | 151.2 | 152.2 | 1.8 | .7 |
| Primary products | | 322233-P | 06/85 | 162.7 | 162.7 | 163.6 | 2.5 | .6 |
| Stationery | | 322233-1 | 06/85 | 162.0 | 162.1 | 163.0 | 2.1 | .6 |
| Tablets, pads & related products | | 322233-3 | 06/85 | 163.9 | 163.8 | 164.8 | 2.6 | .6 |
| Secondary products and miscellaneous receipts | | 322233-SM | | | | | | |
| Miscellaneous receipts | | 322233-M | 06/85 | 126.4 | 122.2 | 126.4 | 1.4 | 3.4 |
| Secondary products | | 322233-S | 06/85 | 130.5 | 130.5 | 130.8 | .2 | .2 |
| Other converted paper product mfg | 322229 | | 12/03 | 100.0 | 100.5 | 100.5 | 1.7 | 0 |
| Sanitary paper product mfg | 322291 | | 12/03 | 97.9 | 98.5 | 98.2 | 2.3 | -.3 |
| Primary products | | 322291-P | 06/83 | 146.4 | 147.3 | 147.0 | 2.3 | -.2 |
| Sanitary napkins and tampons (not made in paper mills) | | 322291-1 | 06/83 | 211.4 | 216.3 | 213.1 | 1.7 | -1.5 |
| Sanitary paper products (not made in paper mills) | | 322291-5 | 12/03 | 109.9 | 110.4 | 110.5 | 5.9 | .1 |
| Facial tissues & handkerchiefs, including sputum wipes (not made in paper mills) | | 322291-51 | 12/03 | 107.5 | 112.8 | (³) | (³) | (³) |
| Paper table napkins (not made in paper mills) | | 322291-52 | 12/03 | 116.6 | 118.8 | 118.8 | 6.3 | 0 |
| Toilet tissue, rolls and ovals (not made in paper mills) | | 322291-53 | 12/03 | 108.9 | 108.9 | (³) | (³) | (³) |
| Paper towels (rolled, folded or interfolded) (not made in paper mills) | | 322291-56 | 12/03 | 108.0 | 108.0 | (³) | (³) | (³) |
| Other sanitary tissue paper products (except surgical and medical) | | 322291-58 | 12/02 | 110.2 | 109.7 | 110.8 | 3.0 | 1.0 |
| Secondary products and miscellaneous receipts | | 322291-SM | | | | | | |
| Secondary receipts | | 322291-S | 06/83 | 163.8 | 163.8 | 163.8 | 3.3 | 0 |
| All other converted paper product mfg | 322299 | | 12/03 | 104.6 | 105.1 | 105.5 | .4 | .4 |
| Primary products | | 322299-P | 12/03 | 105.4 | 105.8 | 106.3 | 2.8 | .5 |
| Molded pulp goods, including egg cartons, florists pots, food trays, etc. | | 322299-1 | 12/03 | 114.4 | 114.8 | 116.2 | 7.1 | 1.2 |
| Other converted paper and paperboard products, nec | | 322299-3 | 12/03 | 103.6 | 104.1 | 104.3 | 2.0 | .2 |
| Secondary products and miscellaneous receipts | | 322299-SM | | | | | | |
| Miscellaneous receipts | | 322299-M | 12/03 | 97.1 | 97.1 | 97.1 | -18.7 | 0 |
| Secondary products | | 322299-S | 12/03 | 108.4 | 111.5 | 111.5 | 9.0 | 0 |
| Printing and related support activities | 323 | | 12/03 | 104.8 | 105.4 | 105.6 | 2.6 | .2 |
| Printing and related support activities | 3231 | | 12/03 | 104.9 | 105.5 | 105.7 | 2.6 | .2 |
| Printing | 32311 | | 12/03 | 105.1 | 105.7 | 105.9 | 2.7 | .2 |
| Commercial lithographic printing | 323110 | | 06/82 | 164.1 | 164.2 | 164.7 | 2.2 | .3 |
| Primary products | | 323110-P | 06/82 | 163.0 | 163.1 | 163.6 | 2.3 | .3 |
| General job printing, nec (lithographic) (offset) | | 323110-B | 12/01 | 102.5 | 103.0 | 103.8 | 2.7 | .8 |
| Magazine and periodical printing (lithographic) (offset) | | 323110-1 | 06/82 | 135.5 | 136.3 | 136.3 | 2.2 | 0 |
| Label and wrapper printing (lithographic) (offset) | | 323110-3 | 06/82 | 148.4 | 148.4 | 148.4 | 1.5 | 0 |
| Catalog and directory printing (lithographic) (offset) | | 323110-5 | 06/82 | 143.4 | 142.2 | 142.5 | 1.2 | .2 |
| Financial and legal printing (lithographic) (offset) | | 323110-7 | 06/82 | 168.5 | 168.5 | 168.5 | 1.2 | 0 |
| Advertising printing (lithographic) (offset) | | 323110-9 | 06/82 | 153.0 | 153.0 | 153.1 | 2.6 | .1 |
| Direct mail advertising printing (lithographic) incl. circulars, cards, etc. | | 323110-91 | 12/88 | 128.8 | 128.7 | 128.9 | 2.6 | .2 |
| Secondary products and miscellaneous receipts | | 323110-SM | | | | | | |
| Miscellaneous receipts | | 323110-M | 06/82 | 164.9 | 164.9 | 163.8 | .9 | -.7 |
| Secondary products | | 323110-S | 06/82 | 172.4 | 172.6 | 175.6 | 2.4 | 1.7 |
| Commercial gravure printing | 323111 | | 06/82 | 100.5 | 100.4 | 100.4 | 1.4 | 0 |
| Primary products | | 323111-P | 06/82 | 98.5 | 98.4 | 98.4 | 1.7 | 0 |
| Magazine and periodical printing, gravure | | 323111-1 | 08/82 | 99.2 | (³) | (³) | (³) | (³) |
| Label and wrapper printing, gravure | | 323111-2 | 06/82 | 128.4 | 128.6 | 128.6 | 2.1 | 0 |
| Catalog and directory printing, gravure | | 323111-3 | 12/96 | 88.9 | (³) | (³) | (³) | (³) |
| Advertising printing, gravure | | 323111-5 | 12/96 | 91.2 | 91.2 | 91.2 | 1.2 | 0 |
| Other commercial printing, gravure | | 323111-6 | 06/82 | 114.8 | 113.7 | 114.0 | -.3 | .3 |
| Commercial flexographic printing | 323112 | | 12/03 | 112.1 | 112.3 | 112.2 | 5.1 | -.1 |
| Primary products | | 323112-P | 12/03 | 110.9 | 111.0 | 111.0 | 5.3 | 0 |
| Label and wrapper printing, flexographic | | 323112-1 | 12/01 | 113.0 | 113.1 | 113.1 | 5.9 | 0 |

See footnotes at end of table.

Table 5. Producer price indexes for the net output of selected industries and their products, not seasonally adjusted
—Continued

| Industry and product ¹ | Industry code | Product code | Index base | Index | | | Percent change to June 2006 from: | |
|--|---------------|--------------|------------|------------------------|-----------------------|------------------------|-----------------------------------|------------------|
| | | | | Feb. 2006 ² | May 2006 ² | June 2006 ² | June 2005 | May 2006 |
| Commercial flexographic printing—Continued | | | | | | | | |
| Flexographic printing, n.e.c. | | 323112-3 | 12/01 | 106.6 | 106.6 | 106.6 | 2.1 | 0.0 |
| Secondary products and miscellaneous receipts | | 323112-SM | | | | | | |
| Miscellaneous receipts | | 323112-M | 12/03 | (³) | (³) | (³) | (³) | (³) |
| Secondary products | | 323112-S | 12/03 | 125.7 | (³) | 125.7 | 5.6 | (³) |
| Commercial screen printing | 323113 | | | | | | | |
| Primary products | | 323113-P | 12/03 | 99.7 | 99.7 | 99.7 | 1.3 | 0 |
| Screen printing, except on textiles | | 323113-1 | 12/03 | 99.5 | 99.5 | 99.5 | 1.5 | 0 |
| Screen printed labels | | 323113-1112 | 06/82 | 139.6 | 139.6 | 139.6 | 3.2 | 0 |
| Screen printed advertising materials | | 323113-1211 | 12/01 | (³) | (³) | (³) | (³) | (³) |
| Screen printed decalcomanias and pressure sensitives (self-adhesive) | | 323113-1211 | 12/01 | (³) | (³) | (³) | (³) | (³) |
| Screen printed decalcomanias and pressure sensitives (self-adhesive) | | 323113-1346 | 12/01 | 101.2 | 101.2 | 101.2 | .1 | 0 |
| Screen printing, nec, except on textiles | | 323113-1411 | 12/01 | 89.3 | 89.3 | (³) | (³) | (³) |
| Screen printing on garments, apparel, and other fabric articles | | 323113-3 | 06/90 | 122.5 | 122.4 | 122.5 | .1 | .1 |
| Secondary products and miscellaneous receipts | | 323113-SM | | | | | | |
| Miscellaneous receipts | | 323113-M | 12/03 | 100.0 | 100.0 | 100.0 | 0 | 0 |
| Secondary products | | 323113-S | 12/03 | 100.9 | 101.9 | 101.9 | .7 | 0 |
| Quick printing | 323114 | | | | | | | |
| Primary products | | 323114-P | 12/03 | 102.5 | 105.7 | 105.7 | 1.3 | 0 |
| Quick printing | | 323114-1 | 12/03 | 103.1 | 107.0 | 107.0 | 1.6 | 0 |
| Secondary products and miscellaneous receipts | | 323114-SM | 12/01 | 104.6 | 108.5 | 108.5 | 1.6 | 0 |
| Miscellaneous receipts | | 323114-M | 12/03 | 100.1 | (³) | 100.1 | -2 | (³) |
| Digital printing | 323115 | | | | | | | |
| Primary products | | 323115-P | 12/03 | 97.7 | 96.2 | 97.4 | -7 | 1.2 |
| Digital printing | | 323115-1 | 12/03 | 94.7 | 91.7 | 93.9 | -1.8 | 2.4 |
| Secondary products and miscellaneous receipts | | 323115-SM | 12/96 | 98.7 | 95.6 | 97.9 | -1.8 | 2.4 |
| Miscellaneous receipts | | 323115-M | 12/03 | 116.9 | 116.9 | 116.9 | 9.3 | 0 |
| Secondary products | | 323115-S | 12/03 | 104.7 | (³) | 106.7 | -6 | (³) |
| Manifold business form printing | 323116 | | | | | | | |
| Primary products | | 323116-P | 12/03 | 113.2 | 116.3 | 116.5 | 6.9 | .2 |
| Unit set forms, loose or bound | | 323116-1 | 12/03 | 114.4 | 117.9 | 118.1 | 7.3 | .2 |
| Manifold books and pegboard accounting systems | | 323116-3 | 12/83 | 259.2 | 268.7 | 267.8 | 9.5 | -3 |
| Custom continuous business forms | | 323116-5 | 12/83 | 222.8 | 224.2 | 223.7 | 3.3 | -2 |
| Stock continuous business forms | | 323116-7 | 12/83 | 211.4 | 219.8 | 219.1 | 8.5 | -3 |
| Checkbooks, incl. inserts and refills, excl. continuous and die-cut | | 323116-7 | 12/83 | 239.7 | 253.0 | 253.0 | 11.9 | 0 |
| Secondary products and miscellaneous receipts | | 323116-9 | 06/85 | 193.5 | 189.5 | 194.3 | -1.1 | 2.5 |
| Miscellaneous receipts | | 323116-SM | | | | | | |
| Secondary products | | 323116-M | 12/03 | 105.5 | 105.7 | 105.7 | .6 | 0 |
| Secondary products | | 323116-S | 12/03 | 111.2 | 114.7 | 113.8 | 8.8 | -8 |
| Book printing | 323117 | | | | | | | |
| Primary products | | 323117-P | 12/83 | 157.2 | 157.8 | 157.8 | 1.7 | 0 |
| Pamphlet printing and binding or printing only (excluding advertising pamphlets) | | 323117-C | 12/83 | 158.5 | 160.2 | 160.2 | 2.6 | 0 |
| Textbook printing and binding | | 323117-1 | 06/93 | 142.4 | 149.1 | 149.1 | 6.3 | 0 |
| Technical, scientific, & professional book printing & binding | | 323117-3 | 06/93 | 99.2 | 99.1 | 99.3 | .1 | .2 |
| Religious book printing and binding | | 323117-5 | 06/93 | 105.8 | 106.2 | 106.2 | 1.7 | 0 |
| General book (trade, etc.) printing & binding | | 323117-7 | 06/93 | 109.5 | 113.1 | 112.8 | 8.8 | -3 |
| Other book printing and binding, nec | | 323117-9 | 06/93 | 110.3 | 112.0 | 111.9 | 1.6 | -1 |
| Secondary products and miscellaneous receipts | | 323117-SM | | | | | | |
| Miscellaneous receipts | | 323117-M | 06/05 | (³) | (³) | (³) | (³) | (³) |
| Secondary products | | 323117-S | 12/83 | 150.8 | 141.2 | 141.6 | (³) | .3 |
| Blankbook, looseleaf binder & device mfg | 323118 | | | | | | | |
| Primary products | | 323118-P | 12/03 | 105.3 | 105.7 | 105.5 | 1.9 | -.2 |
| Blankbook making, except checkbooks | | 323118-1 | 12/03 | 104.8 | 105.2 | 105.0 | 2.0 | -.2 |
| Looseleaf binders, devices, and forms | | 323118-3 | 12/91 | 124.5 | 125.7 | 125.4 | 3.0 | -.2 |
| Secondary products and miscellaneous receipts | | 323118-SM | 06/85 | 149.1 | 149.4 | 149.2 | 1.8 | -.1 |
| Secondary products | | 323118-S | 12/03 | 106.9 | 107.5 | 107.5 | 2.3 | 0 |
| Other commercial printing | 323119 | | | | | | | |
| Primary products | | 323119-P | 12/03 | 102.7 | 102.7 | 102.7 | 1.1 | 0 |
| Other general job printing, letterpress | | 323119-B | 12/03 | 102.0 | 102.0 | 102.0 | 1.2 | 0 |
| Engraving (printing) | | 323119-E | 06/82 | 212.7 | 212.7 | 212.7 | .3 | 0 |
| Secondary products and miscellaneous receipts | | 323119-SM | 12/84 | 213.1 | 213.1 | (³) | (³) | (³) |
| Miscellaneous receipts | | 323119-M | 12/03 | 105.3 | (³) | (³) | (³) | (³) |
| Printing support activities | 32312 | | | | | | | |
| Tradebinding and related work | 323121 | | | | | | | |
| Primary products | | 323121-P | 12/03 | 100.2 | 100.3 | 100.3 | .3 | 0 |
| Edition, library, and other hardcover bookbinding | | 323121-1 | 12/85 | 150.9 | 151.6 | 151.5 | 1.1 | -.1 |
| Other book and pamphlet binding and related binding and post-press work, nec | | 323121-1 | 12/85 | 148.4 | 149.2 | 149.1 | 1.3 | -.1 |
| Secondary products and miscellaneous receipts | | 323121-3 | 12/85 | 148.0 | 148.7 | 148.7 | 2.7 | 0 |
| Secondary products and miscellaneous receipts | | 323121-SM | 12/85 | 148.4 | 149.1 | 149.1 | 1.0 | 0 |

See footnotes at end of table.

Table 5. Producer price indexes for the net output of selected industries and their products, not seasonally adjusted

—Continued

| Industry and product ¹ | Industry code | Product code | Index base | Index | | | Percent change to June 2006 from: | |
|--|---------------|--------------|------------|------------------------|-----------------------|------------------------|-----------------------------------|------------------|
| | | | | Feb. 2006 ² | May 2006 ² | June 2006 ² | June 2005 | May 2006 |
| Prepress services | 323122 | | 12/03 | 99.3 | 99.3 | 99.3 | 0.0 | 0.0 |
| Primary products | | 323122-P | 12/03 | 99.2 | 99.2 | 99.2 | 0 | 0 |
| Prepress services, except platemaking | | 323122-1 | 12/03 | 99.0 | 99.0 | 99.0 | -1 | 0 |
| Printing plates, prepared for printing, excl. blank plates | | 323122-3 | 12/03 | 100.1 | 100.1 | 100.1 | 0 | 0 |
| Secondary products and miscellaneous receipts | | 323122-SM | | | | | | |
| Miscellaneous receipts | | 323122-M | 12/03 | 100.0 | 100.0 | 100.0 | 0 | 0 |
| Secondary products | | 323122-S | 12/03 | 100.0 | 100.0 | (³) | (³) | (³) |
| Petroleum and coal products mfg | 324 | | 12/84 | 205.9 | 259.9 | 267.8 | 41.2 | 3.0 |
| Petroleum and coal products mfg | 3241 | | 12/84 | 205.9 | 259.9 | 267.8 | 41.2 | 3.0 |
| Petroleum refineries | 32411 | | 06/85 | 209.8 | 267.8 | 276.3 | 42.5 | 3.2 |
| Petroleum refineries | 324110 | | 06/85 | 209.8 | 267.8 | 276.3 | 42.5 | 3.2 |
| Primary products | | 324110-P | 06/85 | 212.5 | 271.2 | 279.7 | 42.5 | 3.1 |
| Liquefied refinery gases, including other aliphatics (feed stock and other uses) | | 324110-A | 06/85 | 568.3 | 642.4 | 670.3 | 41.1 | 4.3 |
| Gasoline, including finished base stocks and blending agents | | 324110-1 | 06/85 | 183.7 | 255.0 | 260.6 | 44.2 | 2.2 |
| Motor gasoline, including finished base stocks and blending agents | | 324110-13 | 06/85 | 184.0 | 255.4 | 261.0 | 44.2 | 2.2 |
| Regular gasoline | | 324110-134 | 06/85 | 179.7 | 250.6 | 254.9 | 43.7 | 1.7 |
| Mid-premium gasoline | | 324110-135 | 12/87 | 273.8 | 375.1 | 384.7 | 44.6 | 2.6 |
| Premium gasoline | | 324110-136 | 06/85 | 182.0 | 250.1 | 260.2 | 46.1 | 4.0 |
| Jet fuel | | 324110-2 | 06/85 | 230.3 | 271.7 | 272.9 | 46.0 | .4 |
| Kerosene, except jet fuel | | 324110-3 | 06/85 | 207.1 | 244.8 | 248.9 | 30.8 | 1.7 |
| Light fuel oils | | 324110-4 | 06/85 | 241.8 | 294.9 | 305.9 | 32.8 | 3.7 |
| Home heating oil and other distillates, NEC | | 324110-411 | 06/85 | 234.9 | 284.9 | 293.4 | 32.2 | 3.0 |
| Diesel fuel | | 324110-413 | 06/85 | 245.7 | 299.9 | 311.6 | 32.9 | 3.9 |
| Heavy fuel oils, including No. 5, No. 6, heavy diesel, gas enrichment oils, etc. | | 324110-5 | 06/85 | 247.2 | 220.8 | 237.1 | 20.8 | 7.4 |
| Asphalt | | 324110-9 | 06/85 | 103.3 | 141.1 | 159.2 | 71.4 | 12.8 |
| Asphalt paving, roofing, and saturated mat mfg | 32412 | | 12/84 | 151.8 | 164.4 | 166.8 | 22.0 | 1.5 |
| Asphalt paving mixture & block mfg | 324121 | | 06/81 | 180.4 | 203.8 | 208.5 | 30.6 | 2.3 |
| Primary products | | 324121-P | 06/81 | 176.9 | 202.4 | 207.5 | 33.1 | 2.5 |
| Asphalt paving mixtures & blocks | | 324121-1 | 06/81 | 176.9 | 202.4 | 207.5 | 33.1 | 2.5 |
| Emulsified asphalt, including liquid additives | | 324121-1111 | 12/04 | 121.8 | 135.5 | 144.3 | 41.3 | 6.5 |
| Other liquid asphalt and tar paving materials, including cut-backs | | 324121-1121 | 12/04 | 124.3 | 162.9 | 166.5 | 58.3 | 2.2 |
| Asphalt and tar paving mixtures (except liquid), & other asphalt paving mixtures | | 324121-1151 | 12/04 | 117.1 | 132.3 | 134.3 | 27.9 | 1.5 |
| Secondary products and miscellaneous receipts | | 324121-SM | | | | | | |
| Miscellaneous receipts | | 324121-M | 12/04 | 114.5 | 115.6 | 116.4 | 12.0 | .7 |
| Secondary products | | 324121-S | 06/81 | 204.8 | 210.3 | 211.1 | 10.8 | .4 |
| Asphalt shingle & coating materials mfg | 324122 | | 06/84 | 143.7 | 146.6 | 146.7 | 10.7 | .1 |
| Primary products | | 324122-P | 06/84 | 144.4 | 147.1 | 146.9 | 10.7 | -.1 |
| Roofing asphalts and pitches, coatings, and cements | | 324122-1 | 06/84 | 155.8 | 164.4 | 176.5 | 22.6 | 7.4 |
| Prepared asphalt and tar roofing and siding products | | 324122-2 | 06/84 | 140.2 | 141.9 | 139.6 | 8.4 | -1.6 |
| Secondary products and miscellaneous receipts | | 324122-SM | | | | | | |
| Secondary products | | 324122-S | 06/84 | 128.7 | 135.2 | 142.9 | 16.7 | 5.7 |
| Other petroleum and coal products mfg | 32419 | | 12/84 | 222.2 | 237.4 | 239.8 | 24.3 | 1.0 |
| Petroleum lubricating oils and greases | 324191 | | 12/80 | 263.1 | 282.5 | 286.6 | 27.5 | 1.5 |
| Primary products | | 324191-P | 12/80 | 270.1 | 291.7 | 296.3 | 29.4 | 1.6 |
| Petroleum lubricating oils and greases, not made in a refinery | | 324191-A | 12/80 | 270.1 | 291.7 | 296.3 | 29.4 | 1.6 |
| Lubricating oils, not made in a refinery | | 324191-0111 | 12/80 | 276.0 | 298.1 | 303.3 | 30.3 | 1.7 |
| Lubricating greases, not made in a refinery | | 324191-0121 | 12/80 | 218.9 | 236.2 | 234.0 | 18.8 | -.9 |
| Secondary products and miscellaneous receipts | | 324191-SM | | | | | | |
| Miscellaneous receipts | | 324191-M | 12/80 | 201.1 | 206.1 | 203.9 | 6.2 | -1.1 |
| Secondary products | | 324191-S | 12/80 | 203.8 | 206.0 | 207.7 | 12.5 | .8 |
| All other petroleum and coal products manufacturing | 324199 | | 12/03 | 120.3 | 125.4 | 123.7 | 9.5 | -1.4 |
| Primary products | | 324199-P | 12/03 | 121.4 | 126.5 | 124.8 | 9.3 | -1.3 |
| All other petroleum and coal products, except coke oven products | | 324199-2 | 12/02 | 123.5 | 128.8 | 127.0 | 9.3 | -1.4 |
| Secondary products and miscellaneous receipts | | 324199-SM | | | | | | |
| Chemical mfg | 325 | | 12/84 | 196.2 | 196.7 | 197.4 | 6.5 | .4 |
| Basic chemical mfg | 3251 | | 12/84 | 243.9 | 244.3 | 245.9 | 12.2 | .7 |
| Petrochemical mfg | 32511 | | 12/03 | 160.0 | 167.0 | 171.3 | 25.1 | 2.6 |
| Petrochemical manufacturing | 325110 | | 12/03 | 160.9 | 167.8 | 172.1 | 25.3 | 2.6 |
| Primary products | | 325110-P | 12/03 | 190.7 | 192.7 | 198.0 | 32.1 | 2.8 |
| Aromatics (benzene, toluene, xylene, etc), not made in a refinery | | 325110-1 | 05/83 | 222.5 | 238.6 | 253.4 | 20.0 | 6.2 |
| Liquefied refinery gases (aliphatics), not made in a refinery | | 325110-4 | 06/01 | 206.4 | 204.8 | 208.0 | 36.8 | 1.6 |

See footnotes at end of table.

Table 5. Producer price indexes for the net output of selected industries and their products, not seasonally adjusted
—Continued

| Industry and product ¹ | Industry code | Product code | Index base | Index | | | Percent change to June 2006 from: | |
|--|---------------|--------------|------------|------------------------|-----------------------|------------------------|-----------------------------------|------------------|
| | | | | Feb. 2006 ² | May 2006 ² | June 2006 ² | June 2005 | May 2006 |
| Petrochemical manufacturing—Continued | | | | | | | | |
| Secondary products and miscellaneous receipts | | 325110-SM | | | | | | |
| Industrial gas mfg | 32512 | | 12/03 | 127.6 | 123.3 | 121.7 | 6.0 | -1.3 |
| Industrial gas manufacturing | 325120 | | 12/03 | 127.6 | 123.3 | 121.7 | 6.0 | -1.3 |
| Primary products | | 325120-P | 06/81 | 197.3 | 188.4 | 185.7 | 7.3 | -1.4 |
| Oxygen | | 325120-A | 06/81 | 212.0 | 215.0 | 214.0 | 10.8 | -5 |
| Other industrial gases, including argon, hydrogen, helium, and carbon monoxide | | 325120-D | 06/81 | 275.8 | 246.3 | 236.7 | 3.8 | -3.9 |
| Acetylene | | 325120-1 | 06/81 | 233.1 | 240.3 | (³) | (³) | (³) |
| Carbon dioxide | | 325120-4 | 06/81 | 169.7 | 170.7 | 172.7 | 3.7 | 1.2 |
| Nitrogen | | 325120-7 | 06/81 | 114.6 | 114.6 | 115.6 | 10.6 | .9 |
| Secondary products and miscellaneous receipts | | 325120-SM | | | | | | |
| Synthetic dye and pigment mfg | 32513 | | 12/03 | 113.3 | 111.4 | 111.2 | 2.8 | -.2 |
| Inorganic dye and pigment manufacturing | 325131 | | 06/83 | 180.6 | 175.7 | 175.2 | 5.0 | -.3 |
| Primary products | | 325131-P | 06/83 | 175.8 | 171.0 | 170.6 | 4.5 | -.2 |
| Titanium dioxide | | 325131-1 | 06/83 | 173.3 | 167.5 | 166.3 | 4.0 | -.7 |
| White opaque inorganic pigments | | 325131-2 | 06/90 | 78.6 | 78.6 | (³) | (³) | (³) |
| Chrome colors and other inorganic pigments | | 325131-3 | 06/83 | 206.4 | 204.0 | 206.6 | 6.8 | 1.3 |
| Chrome colors | | 325131-311 | 12/01 | 84.2 | (³) | (³) | (³) | (³) |
| Iron oxide pigments | | 325131-331 | 06/83 | 200.4 | 203.0 | 202.7 | 4.1 | -.1 |
| All other inorganic pigments n.e.c. | | 325131-399 | 12/97 | 151.2 | 147.2 | 150.5 | 10.6 | 2.2 |
| Secondary products and miscellaneous receipts | | 325131-SM | | | | | | |
| Miscellaneous receipts | | 325131-M | 06/83 | 179.7 | 201.4 | (³) | (³) | (³) |
| Secondary products | | 325131-S | 06/83 | 245.7 | 229.7 | 227.3 | 12.0 | -1.0 |
| Synthetic organic dye and pigment manufacturing | 325132 | | 12/03 | 99.9 | 100.0 | 99.9 | -.3 | -.1 |
| Primary products | | 325132-P | 12/03 | 99.3 | 99.5 | 99.4 | -.6 | -.1 |
| Synthetic organic dyes | | 325132-1 | 12/82 | 89.5 | 89.0 | 88.7 | -4.0 | -.3 |
| Synthetic organic pigments, lakes, and toners | | 325132-4 | 12/82 | 134.3 | 135.0 | 135.0 | .9 | 0 |
| Secondary products and miscellaneous receipts | | 325132-SM | | | | | | |
| Other basic inorganic chemical mfg | 32518 | | 12/03 | 148.1 | 146.6 | 147.0 | 24.3 | .3 |
| Alkalies and chlorine | 325181 | | 12/80 | 331.2 | 315.5 | 314.1 | 17.6 | -.4 |
| Primary products | | 325181-P | 12/80 | 298.4 | 285.7 | 284.3 | 19.3 | -5 |
| Chlorine, compressed or liquefied | | 325181-1 | 12/80 | 298.6 | 295.8 | 291.7 | 26.5 | -1.4 |
| Sodium hydroxide (caustic soda) | | 325181-4 | 12/80 | 301.6 | 279.6 | 280.0 | 17.1 | .1 |
| Other alkalies (excluding caustic soda) | | 325181-7 | 12/80 | 117.5 | 117.3 | 117.3 | 2.8 | 0 |
| Secondary product and miscellaneous receipts | | 325181-SM | | | | | | |
| Carbon black manufacturing | 325182 | | 12/83 | 215.5 | (³) | 215.6 | 36.2 | (³) |
| Primary products | | 325182-P | 12/83 | 216.3 | (³) | 216.5 | 36.8 | (³) |
| Carbon black, all processes | | 325182-1 | 12/83 | 216.3 | (³) | 216.5 | 36.8 | (³) |
| Secondary products and miscellaneous receipts | | 325182-SM | | | | | | |
| All other basic inorganic chemical manufacturing | 325188 | | 12/82 | 207.3 | 206.5 | 207.4 | 24.6 | .4 |
| Primary products | | 325188-P | 12/82 | 176.0 | 181.0 | 182.3 | 25.0 | .7 |
| Inorganic potassium and sodium compounds, except alkalies, alums, and bleaches | | 325188-A | 12/82 | 178.3 | 186.6 | 186.0 | 23.2 | -.3 |
| Chemical catalytic preparations (excluding silica gel catalyst) | | 325188-D | 12/82 | 144.2 | 147.5 | (³) | (³) | (³) |
| All other inorganic chemicals, nec (inc nuclear fuel) | | 325188-G | 12/03 | 142.9 | 147.5 | 149.4 | 32.9 | 1.3 |
| Sulfuric acid, gross (new and fortified) | | 325188-1 | 12/82 | 160.8 | 160.8 | (³) | (³) | (³) |
| Inorganic acids, except nitric, sulfuric, and phosphoric | | 325188-4 | 12/82 | 88.9 | 85.4 | 85.5 | -1.4 | .1 |
| Other inorganic aluminum compounds | | 325188-7 | 12/82 | 176.5 | (³) | (³) | (³) | (³) |
| Secondary products and miscellaneous receipts | | 325188-SM | | | | | | |
| Other basic organic chemical mfg | 32519 | | 12/03 | 121.9 | 121.0 | 123.0 | 6.9 | 1.7 |
| Gum and wood chemical manufacturing | 325191 | | 06/84 | 197.3 | 212.3 | 209.4 | 13.3 | -1.4 |
| Primary products | | 325191-P | 06/84 | 195.2 | 210.9 | 207.9 | 15.0 | -1.4 |
| Gum and wood chemicals, inc. wood distillation products | | 325191-1 | 06/84 | 195.2 | 210.9 | 207.9 | 15.0 | -1.4 |
| Secondary products and miscellaneous receipts | | 325191-SM | | | | | | |
| Cyclic crude and intermediate manufacturing | 325192 | | 12/03 | 126.5 | 122.9 | 130.2 | 12.9 | 5.9 |
| Primary products | | 325192-P | 12/03 | 124.4 | 120.2 | 128.8 | 12.8 | 7.2 |
| Cyclic (coal tar) intermediates | | 325192-1 | 12/82 | 155.2 | 149.6 | 161.0 | 13.6 | 7.6 |
| Secondary products and miscellaneous receipts | | 325192-SM | | | | | | |
| Ethyl alcohol manufacturing | 325193 | | 12/03 | 118.9 | 138.8 | 158.4 | 46.9 | 14.1 |
| Primary products | | 325193-P | 12/82 | 182.4 | 216.8 | 252.9 | 56.1 | 16.7 |
| Ethyl alcohol | | 325193-1 | 12/82 | 182.4 | 216.8 | 252.9 | 56.1 | 16.7 |
| Secondary products and miscellaneous receipts | | 325193-SM | | | | | | |

See footnotes at end of table.

Table 5. Producer price indexes for the net output of selected industries and their products, not seasonally adjusted

—Continued

| Industry and product ¹ | Industry code | Product code | Index base | Index | | | Percent change to June 2006 from: | |
|--|---------------|--------------|------------|------------------------|-----------------------|------------------------|-----------------------------------|------------------|
| | | | | Feb. 2006 ² | May 2006 ² | June 2006 ² | June 2005 | May 2006 |
| All other basic organic chemical manufacturing | 325199 | | 12/03 | 127.0 | 126.1 | 125.3 | 4.3 | -0.6 |
| Primary products | | 325199-P | 12/82 | 208.5 | 208.0 | 206.1 | 5.5 | -9 |
| Synthetic organic chemicals for use as flavor and perfume materials | | 325199-H | 12/03 | 101.5 | 101.8 | 101.8 | .3 | 0 |
| Synthetic organic rubber processing chemicals | | 325199-K | 12/03 | 119.3 | 130.9 | 140.4 | 30.7 | 7.3 |
| Synthetic organic plasticizers | | 325199-N | 12/03 | 153.3 | 153.0 | (³) | (³) | (³) |
| Miscellaneous end use chemicals and other industrial organic chemicals, nec | | 325199-T | 12/82 | 168.4 | 169.9 | 172.6 | 7.6 | 1.6 |
| Miscellaneous cyclic and acyclic chemicals, nec | | 325199-U | 12/82 | 251.1 | 249.4 | 243.9 | 4.9 | -2.2 |
| Fatty acids | | 325199-1 | 06/85 | 108.0 | 100.6 | (³) | (³) | (³) |
| Secondary products and miscellaneous receipts | | 325199-SM | | | | | | |
| Resin, synthetic rubber, and artificial/synthetic fiber/filaments mfg | 3252 | | 12/84 | 175.7 | 173.5 | 175.3 | 6.4 | 1.0 |
| Resin and synthetic rubber mfg | 32521 | | 12/03 | 141.7 | 139.8 | 141.0 | 7.0 | .9 |
| Plastics material & resins mfg | 325211 | | 12/80 | 236.4 | 233.2 | 235.5 | 7.1 | 1.0 |
| Primary products | | 325211-P | 12/80 | 213.6 | 209.7 | 212.5 | 6.9 | 1.3 |
| Thermoplastics resins and plastics materials | | 325211-1 | 12/80 | 211.5 | 206.8 | 210.1 | 7.7 | 1.6 |
| Thermosetting resins and plastics materials | | 325211-4 | 12/80 | 223.3 | 224.8 | 224.4 | 3.0 | -2 |
| Secondary products and miscellaneous receipts | | 325211-SM | | | | | | |
| Miscellaneous receipts | | 325211-M | 12/98 | 107.4 | (³) | 107.4 | .5 | (³) |
| Secondary products | | 325211-S | 12/80 | 405.0 | 406.8 | 405.4 | 8.0 | -3 |
| Synthetic rubber manufacturing | 325212 | | 06/81 | 161.3 | 160.0 | 159.5 | 6.5 | -.3 |
| Primary products | | 325212-P | 06/81 | 166.5 | 165.0 | 164.4 | 6.3 | -.4 |
| Synthetic rubber, inc. SBR, ethylene propylene, & all other synthetic elastomers | | 325212-9 | 06/81 | 166.5 | 165.0 | 164.4 | 6.3 | -.4 |
| Secondary products and miscellaneous receipts | | 325212-SM | | | | | | |
| Secondary products | | 325212-S | 06/81 | 152.8 | (³) | (³) | (³) | (³) |
| Artificial and synthetic fibers/filaments mfg | 32522 | | 12/03 | 110.8 | 110.2 | 112.2 | 3.4 | 1.8 |
| Manufactured noncellulosic fibers | 325222 | | 06/81 | 112.7 | 112.1 | 114.2 | 3.4 | 1.9 |
| Primary products | | 325222-P | 06/81 | 113.2 | 112.5 | 114.6 | 3.4 | 1.9 |
| Nylon and other polyamide fibers | | 325222-1 | 12/89 | 104.3 | 102.8 | 108.8 | 7.5 | 5.8 |
| Polyolefin fibers | | 325222-4 | 12/89 | 174.4 | (³) | 173.7 | (³) | (³) |
| Polyester fibers | | 325222-7 | 12/89 | 98.2 | 98.1 | 98.0 | 1.8 | -.1 |
| Pesticide, fertilizer, and other agricultural chemical mfg | 3253 | | 12/84 | 158.8 | 157.8 | 157.0 | 4.7 | -.5 |
| Fertilizer mfg | 32531 | | 12/03 | 127.3 | 123.6 | 124.1 | 6.5 | .4 |
| Nitrogenous fertilizer manufacturing | 325311 | | 12/79 | 272.7 | 248.1 | 244.6 | 5.1 | -1.4 |
| Primary products | | 325311-P | 12/79 | 268.2 | 242.4 | 238.8 | 4.8 | -1.5 |
| Synthetic ammonia, nitric acid, and ammonium compounds | | 325311-1 | 12/79 | 288.7 | 265.0 | 261.6 | 8.1 | -1.3 |
| Urea | | 325311-2 | 12/79 | 179.8 | 151.1 | 146.8 | -9.2 | -2.8 |
| Nitrogenous fertilizer materials of organic origin | | 325311-3 | 06/03 | 134.2 | 124.0 | 124.0 | 7.9 | 0 |
| Secondary products and miscellaneous receipts | | 325311-SM | | | | | | |
| Secondary products | | 325311-S | 12/79 | 244.2 | 245.9 | 245.1 | 13.3 | -.3 |
| Phosphatic fertilizer manufacturing | 325312 | | 12/79 | 181.8 | 182.5 | 186.9 | 8.8 | 2.4 |
| Primary products | | 325312-P | 12/79 | 154.5 | 153.2 | 157.3 | 8.1 | 2.7 |
| Superphosphate and other phosphatic fertilizer materials | | 325312-2 | 12/79 | 153.2 | 150.1 | 155.1 | 6.3 | 3.3 |
| Mixed fertilizers, made by plants which manufacture fertilizer materials | | 325312-4 | 12/79 | 186.8 | 187.3 | (³) | (³) | (³) |
| Secondary products and miscellaneous receipts | | 325312-SM | | | | | | |
| Secondary products | | 325312-S | 12/79 | 299.1 | 341.4 | (³) | (³) | (³) |
| Fertilizer (mixing only) manufacturing | 325314 | | 12/79 | 175.7 | 175.0 | 173.3 | 4.5 | -1.0 |
| Primary products | | 325314-P | 12/79 | 172.5 | 171.9 | 170.2 | 5.1 | -1.0 |
| Fertilizers, mixing only | | 325314-1 | 06/86 | 153.3 | 152.7 | 151.2 | 5.1 | -1.0 |
| Mixed fertilizers, solid | | 325314-125 | 06/03 | 117.3 | 116.2 | 115.5 | 4.7 | -.6 |
| Mixed fertilizers, liquid | | 325314-131 | 06/86 | 168.3 | 173.5 | 167.6 | 7.2 | -3.4 |
| Secondary products and miscellaneous receipts | | 325314-SM | | | | | | |
| Miscellaneous receipts | | 325314-M | 12/79 | 170.4 | 168.8 | 167.9 | .3 | -.5 |
| Secondary products | | 325314-S | 12/79 | 200.9 | 208.5 | 206.9 | 5.8 | -.8 |
| Pesticide and other agricultural chemical mfg | 32532 | | 12/03 | 103.6 | 106.0 | 104.4 | 2.7 | -1.5 |
| Pesticide and other agricultural chemical manufacturing | 325320 | | 06/82 | 142.7 | 146.0 | 143.7 | 2.6 | -1.6 |
| Primary products | | 325320-P | 06/82 | 150.3 | 154.3 | 151.6 | 2.6 | -1.7 |
| Agricultural and commercial insecticides and chemicals | | 325320-A | 06/03 | 102.0 | 105.1 | 103.0 | 1.5 | -2.0 |
| Lawn and garden pesticides and chemicals | | 325320-B | 06/03 | 101.4 | (³) | 102.8 | 3.3 | (³) |
| Household and institutional pesticides and chemicals | | 325320-C | 06/03 | 114.3 | 114.3 | 114.3 | 15.6 | 0 |
| Secondary products and miscellaneous receipts | | 325320-SM | | | | | | |
| Secondary products | | 325320-S | 06/82 | 119.0 | 119.0 | 119.0 | 3.2 | 0 |
| Pharmaceutical and medicine mfg | 3254 | | 12/84 | 264.4 | 267.7 | 268.4 | 5.3 | .3 |

See footnotes at end of table.

Table 5. Producer price indexes for the net output of selected industries and their products, not seasonally adjusted
—Continued

| Industry and product ¹ | Industry code | Product code | Index base | Index | | | Percent change to June 2006 from: | |
|--|---------------|--------------|------------|------------------------|-----------------------|------------------------|-----------------------------------|------------------|
| | | | | Feb. 2006 ² | May 2006 ² | June 2006 ² | June 2005 | May 2006 |
| Pharmaceutical and medicine mfg | 32541 | | 12/03 | 110.8 | 112.2 | 112.5 | 5.2 | 0.3 |
| Medicinal & botanical mfg | 325411 | | 06/82 | 135.6 | 133.8 | 133.9 | -.7 | .1 |
| Primary products | | 325411-P | 06/82 | 137.9 | 136.1 | 136.1 | 1.0 | 0 |
| Synthetic organic medicinal chemicals, in bulk | | 325411-1 | 06/82 | 139.7 | 137.6 | 137.6 | 1.5 | 0 |
| Other medicinal chemicals and botanical products, in bulk, n.e.c. | | 325411-3 | 06/82 | 125.8 | 125.0 | 125.1 | -1.2 | .1 |
| Secondary products and miscellaneous receipts | | 325411-SM | | | | | | |
| Secondary products | | 325411-S | 06/82 | 120.7 | 119.1 | 119.6 | -10.1 | .4 |
| Pharmaceutical preparation mfg | 325412 | | 06/81 | 394.7 | 401.4 | 402.4 | 6.5 | .2 |
| Primary products | | 325412-P | 06/81 | 415.3 | 423.8 | 425.1 | 7.3 | .3 |
| Pharmaceutical preparations, acting on the respiratory system | | 325412-A | 06/01 | 120.9 | 121.5 | 120.8 | 2.7 | -.6 |
| Bronchial therapy | | 325412-A111 | 06/81 | 677.9 | 685.8 | 675.3 | 1.9 | -1.5 |
| Other respiratory preparations | | 325412-A112 | 06/01 | 118.5 | 118.4 | 118.6 | 3.4 | .2 |
| Other respiratory preparations, prescription | | 325412-A1121 | 06/01 | 140.6 | 140.5 | 141.0 | 6.0 | .4 |
| Other respiratory preparations, non-prescription | | 325412-A1122 | 06/01 | 99.8 | 99.8 | 99.8 | .7 | 0 |
| Pharmaceutical preparations, acting on the digestive or genito-urinary systems | | 325412-D | 06/01 | 125.3 | 130.5 | 132.3 | 11.3 | 1.4 |
| Antispasmodic/antisecretory | | 325412-D111 | 06/81 | 421.0 | 455.4 | 469.2 | 20.3 | 3.0 |
| Other digestive or genito-urinary preparations | | 325412-D112 | 06/01 | 113.8 | 115.1 | 115.1 | 4.6 | 0 |
| Other digestive or genito-urinary preparations, prescription | | 325412-D1121 | 06/01 | 117.2 | 118.9 | 118.9 | 5.8 | 0 |
| Other digestive or genito-urinary preparations, non-prescription | | 325412-D1122 | 06/01 | 102.4 | 102.4 | 102.4 | .2 | 0 |
| Pharmaceutical preparations, acting on the skin | | 325412-G | 06/01 | 121.9 | 126.5 | 126.5 | 8.6 | 0 |
| Skin preparations, prescription | | 325412-G111 | 06/81 | 870.4 | 938.8 | 938.8 | 9.0 | 0 |
| Skin preparations, non-prescription | | 325412-G112 | 06/81 | 221.2 | 220.8 | 220.8 | 8.2 | 0 |
| Pharmaceutical preparations, vitamin, nutrient, and hematinic preparations | | 325412-L | 06/01 | 102.9 | 103.6 | 103.5 | 1.5 | -.1 |
| Multivitamins | | 325412-L111 | 06/81 | 163.1 | 162.5 | 162.5 | 2.4 | 0 |
| Other vitamins and nutrients | | 325412-L112 | 06/01 | 101.7 | 103.1 | 103.0 | 1.0 | -.1 |
| Other vitamins and nutrients, prescription | | 325412-L1121 | 06/01 | 116.3 | 119.5 | 119.5 | 3.5 | 0 |
| Other vitamins and nutrients, non-prescription | | 325412-L1122 | 06/01 | 96.0 | 96.7 | 96.6 | -.2 | -.1 |
| Pharmaceutical preparations, affecting parasitic and infective diseases | | 325412-Q | 06/01 | 124.7 | 127.4 | 127.5 | 6.5 | .1 |
| Broad and medium spectrum antibiotics | | 325412-Q111 | 06/81 | 303.6 | 311.9 | 311.9 | 7.1 | 0 |
| Systemic antivirals | | 325412-Q112 | 06/01 | 123.6 | 125.5 | 125.5 | 7.2 | 0 |
| Other parasitic and infective diseases | | 325412-Q113 | 06/01 | 126.3 | 128.3 | 128.4 | 4.2 | .1 |
| Pharmaceutical preparations, for veterinary use | | 325412-T | 06/81 | 129.9 | 130.5 | (³) | (³) | (³) |
| Pharmaceuticals, affecting neoplasms, the endocrine system, & metabolic diseases | | 325412-1 | 06/01 | 144.1 | 144.2 | 145.8 | 7.9 | 1.1 |
| Cancer therapy products | | 325412-1111 | 06/81 | 845.7 | 823.0 | 857.2 | 6.6 | 4.2 |
| Insulin/antidiabetes products | | 325412-1112 | 06/81 | 430.1 | 439.0 | 439.0 | 8.6 | 0 |
| Other neoplasms, endocrine system, and metabolic diseases, including hormones | | 325412-1113 | 06/81 | 490.2 | 493.5 | 493.5 | 8.4 | 0 |
| Pharmaceutical preparations, acting on the central nervous system & sense organs | | 325412-4 | 06/01 | 121.3 | 125.6 | 125.7 | 11.8 | .1 |
| Analgesics | | 325412-4111 | 06/01 | 107.6 | 110.5 | 111.0 | 2.6 | .5 |
| Analgesics, prescription | | 325412-41111 | 06/81 | 602.3 | 626.2 | 630.4 | 3.4 | .7 |
| Analgesics, non-prescription | | 325412-41112 | 06/81 | 214.5 | 214.5 | 214.5 | .8 | 0 |
| Psychotherapeutics | | 325412-4112 | 06/81 | 2478.1 | 2570.2 | 2571.5 | 14.8 | .1 |
| Antidepressants | | 325412-41121 | 12/87 | 417.5 | 450.7 | 450.7 | 26.0 | 0 |
| Other psychotherapeutics, including tranquilizers | | 325412-41123 | 06/01 | 126.4 | 126.4 | 126.6 | 6.0 | .2 |
| Other central nervous system and sense organs | | 325412-4113 | 06/01 | 104.5 | 108.4 | 108.4 | 12.3 | 0 |
| Pharmaceutical preparations, acting on the cardiovascular system | | 325412-7 | 06/81 | 461.1 | 461.5 | 461.4 | 2.1 | 0 |
| Anticoagulants | | 325412-7111 | 06/81 | 109.6 | 109.7 | (³) | (³) | (³) |
| ACE inhibitors | | 325412-7112 | 06/01 | 106.6 | 106.3 | 106.3 | -.1 | 0 |
| Other cardiovascular preparations | | 325412-7113 | 06/01 | 135.9 | 136.2 | 136.2 | 3.7 | 0 |
| Secondary products and miscellaneous receipts | | 325412-SM | | | | | | |
| Miscellaneous receipts | | 325412-M | 06/81 | 382.4 | 382.7 | 382.7 | 3.6 | 0 |
| Secondary products | | 325412-S | 06/81 | 187.5 | 190.5 | 190.5 | 1.6 | 0 |
| In-vitro diagnostic substance mfg | 325413 | | 03/80 | 208.1 | 208.8 | 209.9 | 1.6 | .5 |
| Primary products | | 325413-P | 06/87 | 139.1 | 139.9 | 141.0 | 2.5 | .8 |
| Diagnostic substances, in vitro | | 325413-1 | 06/91 | 123.5 | 124.2 | 125.2 | 2.5 | .8 |
| Reagents | | 325413-1111 | 06/87 | 131.1 | 131.5 | 131.5 | 1.5 | 0 |
| Standards and controls | | 325413-1221 | 06/87 | 158.2 | 159.3 | 159.3 | 3.7 | 0 |
| Blood bank, hematology, and coagulation products | | 325413-1399 | 06/00 | 120.9 | 124.3 | 133.4 | 13.9 | 7.3 |
| Microbiology, serology, histology, virology, and cytology products | | 325413-1461 | 06/87 | 138.2 | 139.4 | 139.3 | 2.4 | -.1 |
| Diagnostic substances, in vitro, culture media | | 325413-1571 | 12/03 | 113.0 | 113.0 | 113.0 | 2.5 | 0 |
| Other in vitro diagnostic substances | | 325413-1691 | 12/03 | 97.5 | 97.5 | 97.5 | -3.7 | 0 |
| Secondary products and miscellaneous receipts | | 325413-SM | | | | | | |
| Miscellaneous receipts | | 325413-M | 12/80 | 315.0 | 315.0 | 315.0 | .6 | 0 |
| Secondary products | | 325413-S | 03/80 | 247.3 | 247.3 | 247.3 | 0 | 0 |
| Biological products (exc diagnostic) mfg | 325414 | | 06/91 | 163.2 | 163.6 | 165.1 | 4.1 | .9 |
| Primary products | | 325414-P | 06/91 | 156.3 | 156.5 | 158.3 | 3.7 | 1.2 |
| Blood & blood derivatives, except diagnostics, for human use | | 325414-1 | 03/80 | 160.1 | (³) | (³) | (³) | (³) |
| Other biologics, except diagnostics, for human use | | 325414-3 | 06/87 | 236.0 | 236.1 | 236.1 | .8 | 0 |
| Biological prod. for veterinary, industrial, & other uses, nec, exc diagnostics | | 325414-4 | 03/80 | 119.8 | 119.8 | 119.8 | 3.3 | 0 |
| Secondary products and miscellaneous receipts | | 325414-SM | | | | | | |

See footnotes at end of table.

Table 5. Producer price indexes for the net output of selected industries and their products, not seasonally adjusted
—Continued

| Industry and product ¹ | Industry code | Product code | Index base | Index | | | Percent change to June 2006 from: | |
|---|---------------|--------------|------------|------------------------|-----------------------|------------------------|-----------------------------------|------------------|
| | | | | Feb. 2006 ² | May 2006 ² | June 2006 ² | June 2005 | May 2006 |
| Biological products (exc diagnostic) mfg—Continued | | | | | | | | |
| Miscellaneous receipts | | 325414-M | 12/93 | 211.5 | 214.0 | 214.0 | 5.8 | 0.0 |
| Paint, coating & adhesive mfg | 3255 | | 12/03 | 115.0 | 116.9 | 117.0 | 7.8 | .1 |
| Paint and coating mfg | 32551 | | 06/83 | 197.1 | 201.5 | 201.4 | 7.4 | 0 |
| Paint and coating manufacturing | 325510 | | 06/83 | 196.8 | 201.1 | 201.0 | 7.3 | 0 |
| Primary products | | 325510-P | 06/83 | 197.7 | 202.2 | 202.1 | 7.6 | 0 |
| Architectural coatings | | 325510-1 | 06/83 | 208.4 | 219.3 | 219.3 | 9.0 | 0 |
| Product finishes for original equipment manufacturers, excl. marine coatings .. | | 325510-4 | 06/83 | 145.0 | 145.8 | 145.1 | 6.4 | -.5 |
| Special purpose coatings incl. marine, industrial, and maint. coatings, etc. | | 325510-7 | 06/83 | 254.9 | 260.4 | 260.1 | 5.9 | -.1 |
| Miscellaneous allied products incl. paint removers, thinners, etc. | | 325510-8 | 12/88 | 199.4 | 194.2 | 196.2 | 9.6 | 1.0 |
| Secondary products and miscellaneous receipts | | 325510-SM | | | | | | |
| Miscellaneous receipts | | 325510-M | 06/83 | 175.6 | 177.5 | 177.7 | 3.1 | .1 |
| Secondary products | | 325510-S | 06/83 | 194.6 | 194.8 | 194.8 | 5.9 | 0 |
| Adhesive mfg | 32552 | | 12/03 | 114.2 | 114.4 | 114.9 | 9.1 | .4 |
| Adhesive manufacturing | 325520 | | 12/83 | 185.6 | 186.1 | 186.8 | 9.1 | .4 |
| Primary products | | 325520-P | 12/83 | 185.9 | 186.0 | 186.8 | 9.3 | .4 |
| Natural base glues and adhesives | | 325520-3 | 12/83 | 210.1 | 210.9 | 210.3 | 3.2 | -.3 |
| Synthetic resin and rubber adhesives, including cellulose, nitrocellulose, etc. ... | | 325520-4 | 12/83 | 189.9 | 191.8 | 192.9 | 10.5 | .6 |
| Vinyl type adhesives | | 325520-44 | 12/83 | 173.8 | 176.1 | 178.3 | 10.0 | 1.2 |
| Hot melt adhesives, including nylon, polyolefin, and other hot melts | | 325520-465 | 12/83 | 227.7 | 228.2 | 236.6 | 14.7 | 3.7 |
| Rubber and synthetic resin combinations | | 325520-478 | 12/83 | 198.3 | 191.0 | 183.1 | -1.0 | -4.1 |
| Other synthetic resin & rubber adhesives | | 325520-498 | 06/97 | 125.9 | 128.1 | 128.1 | 10.6 | 0 |
| Structural sealants (load bearing) | | 325520-6 | 06/97 | 105.6 | 107.1 | 107.1 | 1.6 | 0 |
| Nonstructural sealants and caulks | | 325520-7 | 06/97 | 131.4 | 127.1 | 127.5 | 9.9 | .3 |
| Secondary products and miscellaneous receipts | | 325520-SM | | | | | | |
| Miscellaneous receipts | | 325520-M | 12/83 | 210.3 | 212.5 | 212.5 | 3.2 | 0 |
| Secondary products | | 325520-S | 12/83 | 160.9 | 164.8 | 165.9 | 11.5 | .7 |
| Soap, cleaners, and toilet preparation mfg | 3256 | | 12/84 | 143.8 | 143.9 | 144.0 | 2.3 | .1 |
| Soap & cleaning compound mfg | 32561 | | 12/03 | 109.9 | 110.0 | 110.0 | 3.8 | 0 |
| Soap & other detergent mfg | 325611 | | 06/83 | 142.7 | 142.9 | 143.1 | 3.5 | .1 |
| Primary products | | 325611-P | 06/83 | 137.2 | 137.6 | 137.7 | 4.7 | .1 |
| Commercial, industrial, institutional soap & detergents, excl specialty cleaners | | 325611-1 | 06/83 | 174.2 | 174.2 | 174.6 | 5.2 | .2 |
| Household detergents | | 325611-4 | 06/83 | 116.5 | 116.9 | 116.9 | 3.8 | 0 |
| Household soaps, except specialty cleaners | | 325611-7 | 06/83 | 159.9 | 160.6 | 160.6 | 6.3 | 0 |
| Secondary products and miscellaneous receipts | | 325611-SM | | | | | | |
| Miscellaneous receipts | | 325611-M | 06/83 | 150.3 | 150.3 | 150.4 | .1 | .1 |
| Secondary products | | 325611-S | 06/83 | 167.5 | 167.5 | 168.1 | 1.6 | .4 |
| Polish & other sanitation good mfg | 325612 | | 06/83 | 151.6 | 151.6 | 152.2 | 4.7 | .4 |
| Primary products | | 325612-P | 06/83 | 153.2 | 153.0 | 153.8 | 5.0 | .5 |
| Household bleaches (chlorine and nonchlorine) | | 325612-2 | 06/83 | 167.8 | (³) | (³) | (³) | (³) |
| Specialty cleaning and sanitation products | | 325612-3 | 06/83 | 145.1 | 145.1 | 146.0 | 4.5 | .6 |
| Disinfectants, nonagricultural | | 325612-332 | 06/83 | 160.3 | 160.4 | 160.4 | 2.0 | 0 |
| Household laundry aids, incl. fabric softeners and rinses | | 325612-343 | 06/83 | 147.6 | 147.6 | 147.6 | 2.6 | 0 |
| Air and room fresheners | | 325612-383 | 06/83 | 130.6 | 128.2 | 132.3 | 5.2 | 3.2 |
| Other spec. cleaning prods., incl. glass window preps., toilet bowl clnrs., rug clnrs., etc. | | 325612-399 | 06/89 | 129.7 | 130.9 | 130.6 | 5.3 | -.2 |
| Polishing preparations and related products | | 325612-4 | 06/83 | 167.6 | 166.4 | 167.5 | 3.1 | .7 |
| Secondary products and miscellaneous receipts | | 325612-SM | | | | | | |
| Miscellaneous receipts | | 325612-M | 06/83 | 115.4 | 115.4 | (³) | (³) | (³) |
| Secondary products | | 325612-S | 06/83 | 172.8 | 173.7 | 173.7 | 7.8 | 0 |
| Surface active agent mfg | 325613 | | 12/83 | 179.8 | 179.0 | 177.4 | 3.3 | -.9 |
| Primary products | | 325613-P | 12/83 | 190.3 | 189.1 | 186.6 | 3.0 | -1.3 |
| Textile and leather assistants and finishes | | 325613-1 | 12/83 | 146.5 | 146.5 | 146.9 | 5.2 | .3 |
| Bulk surface-active agents (surfactants) | | 325613-5 | 12/83 | 199.5 | 198.0 | 195.0 | 2.7 | -1.5 |
| Secondary products and miscellaneous receipts | | 325613-SM | | | | | | |
| Secondary products | | 325613-S | 12/83 | 164.3 | 164.3 | 164.3 | 4.1 | 0 |
| Toilet preparation mfg | 32562 | | 12/03 | 101.6 | 101.7 | 101.8 | .3 | .1 |
| Toilet preparation mfg | 325620 | | 03/80 | 184.8 | 185.0 | 185.1 | .3 | .1 |
| Primary products | | 325620-P | 03/80 | 185.4 | 185.6 | 185.6 | .2 | 0 |
| Creams, lotions, oils (excl. shaving, hair, deodorant, eye, manicuring and bath) | | 325620-D | 03/80 | 186.5 | 188.6 | 188.6 | 1.2 | 0 |
| Other cosmetics and toilet preparations, nec | | 325620-G | 06/99 | 103.5 | 103.0 | 103.0 | -1.0 | 0 |
| Shaving preparations | | 325620-1 | 03/80 | 154.5 | 155.8 | 155.8 | 1.0 | 0 |
| Perfume, toilet water, and cologne | | 325620-4 | 03/80 | 207.3 | 207.5 | 207.6 | 1.2 | 0 |

See footnotes at end of table.

Table 5. Producer price indexes for the net output of selected industries and their products, not seasonally adjusted
—Continued

| Industry and product ¹ | Industry code | Product code | Index base | Index | | | Percent change to June 2006 from: | |
|---|---------------|--------------|------------|------------------------|-----------------------|------------------------|-----------------------------------|------------------|
| | | | | Feb. 2006 ² | May 2006 ² | June 2006 ² | June 2005 | May 2006 |
| Toilet preparation mfg—Continued | | | | | | | | |
| Hair preparations (including shampoos) | | 325620-7 | 03/80 | 185.0 | 185.2 | 185.3 | 0.7 | 0.1 |
| Secondary products and miscellaneous receipts | | 325620-SM | | | | | | |
| Secondary products | | 325620-S | 03/80 | 288.9 | 289.6 | 293.6 | 1.7 | 1.4 |
| Other chemical product & preparation mfg | 3259 | | 12/03 | 113.4 | 114.0 | 113.8 | 5.2 | -.2 |
| Printing ink mfg | 32591 | | 12/03 | 105.8 | 107.0 | 107.8 | 5.1 | .7 |
| Printing ink manufacturing | 325910 | | 06/84 | 141.8 | 143.3 | 144.5 | 5.2 | .8 |
| Primary products | | 325910-P | 06/84 | 141.7 | 143.3 | 144.5 | 5.3 | .8 |
| Flexographic printing inks | | 325910-A | 06/84 | 133.1 | 137.4 | 139.0 | 8.4 | 1.2 |
| Printing inks, nec | | 325910-H | 06/84 | 166.8 | 167.8 | 167.7 | 5.8 | -.1 |
| Letterpress printing inks | | 325910-1 | 06/84 | 173.5 | 175.7 | 178.5 | 3.3 | 1.6 |
| Gravure printing inks | | 325910-7 | 06/84 | 134.3 | 135.5 | 138.8 | 7.0 | 2.4 |
| Lithographic & offset printing inks | | 325910-9 | 06/84 | 138.4 | 138.9 | 139.2 | 4.0 | .2 |
| Secondary products and miscellaneous receipts | | 325910-SM | | | | | | |
| Miscellaneous receipts | | 325910-M | 06/84 | 164.0 | 165.2 | 165.2 | 1.0 | 0 |
| Secondary products | | 325910-S | 06/84 | 111.2 | 111.2 | 111.2 | 1.9 | 0 |
| Explosives manufacturing | 325920 | | 12/80 | 254.9 | 255.0 | 255.0 | 5.9 | 0 |
| Primary products | | 325920-P | 12/80 | 226.3 | 227.0 | 227.2 | 5.4 | .1 |
| Explosives, propellants, and blasting accessories | | 325920-1 | 12/80 | 227.8 | 228.5 | 228.7 | 5.4 | .1 |
| Secondary products and miscellaneous receipts | | 325920-SM | | | | | | |
| Miscellaneous receipts | | 325920-M | 12/80 | 382.1 | 372.1 | 370.5 | (³) | -.4 |
| Secondary products | | 325920-S | 12/95 | 141.8 | (³) | 145.7 | (³) | (³) |
| All other chemical product & preparation mfg | 32599 | | 12/03 | 114.5 | 115.1 | 114.7 | 5.1 | -.3 |
| Custom compounding of purchased resin | 325991 | | 06/93 | 134.7 | 135.6 | 135.5 | 9.7 | -.1 |
| Primary products | | 325991-P | 06/93 | 137.9 | 138.9 | 138.9 | 8.9 | 0 |
| Custom compounding of purchased resins and color concentrates | | 325991-1 | 06/93 | 137.9 | 138.9 | 138.9 | 8.9 | 0 |
| Custom compounding of purchased resins | | 325991-112 | 06/93 | 140.3 | 141.1 | 141.1 | 8.5 | 0 |
| Plastics color concentrates | | 325991-113 | 06/93 | 130.7 | 132.4 | 132.4 | 10.1 | 0 |
| Secondary products and miscellaneous receipts | | 325991-SM | | | | | | |
| Photo film, paper, plate & chemical mfg | 325992 | | 12/03 | 103.7 | 103.6 | 103.5 | .3 | -.1 |
| Primary products | | 325992-P | 12/03 | 104.6 | 104.6 | 104.6 | .6 | 0 |
| Photo sensitized film, plates, paper & cloth, silver halide type (except x-ray) | | 325992-1 | 01/00 | 95.5 | 95.5 | 95.5 | 0 | 0 |
| Sensitized photo film, plates, paper & cloth, no silver halide type (incl x-ray) | | 325992-3 | 12/03 | 100.8 | (³) | (³) | (³) | (³) |
| Prepared photographic chemicals | | 325992-5 | 12/83 | 81.1 | (³) | (³) | (³) | (³) |
| Secondary products and miscellaneous receipts | | 325992-SM | | | | | | |
| Secondary products | | 325992-S | 12/03 | 97.1 | (³) | (³) | (³) | (³) |
| All other misc chemical prod & prep mfg | 325998 | | 06/85 | 170.6 | 172.0 | 171.0 | 6.1 | -.6 |
| Primary products | | 325998-P | 06/85 | 170.1 | 171.5 | 170.3 | 6.2 | -.7 |
| Water treating compounds | | 325998-A | 06/85 | 173.4 | 165.3 | 165.3 | -2.1 | 0 |
| Automotive chemicals | | 325998-E | 12/03 | 132.2 | 137.6 | (³) | (³) | (³) |
| Chemical preparations, nec, inc essential oils | | 325998-H | 06/85 | 168.1 | 172.1 | 169.9 | 8.6 | -1.3 |
| Evaporated salt, except table salt | | 325998-1 | 06/85 | 152.2 | 157.3 | 160.0 | 9.1 | 1.7 |
| Secondary products and miscellaneous receipts | | 325998-SM | | | | | | |
| Miscellaneous receipts | | 325998-M | 12/03 | 120.6 | 120.6 | 120.6 | 4.8 | 0 |
| Secondary products | | 325998-S | 06/85 | 180.7 | 183.5 | 184.1 | 7.0 | .3 |
| Plastics and rubber products mfg | 326 | | 12/84 | 149.1 | 149.6 | 148.7 | 6.1 | -.6 |
| Plastics product mfg | 3261 | | 06/93 | 134.0 | 134.0 | 133.1 | 7.1 | -.7 |
| Unsupported plastics film, sheet, and bag mfg | 32611 | | 12/03 | 126.3 | 124.1 | 122.7 | 6.3 | -1.1 |
| Unsupported plastics bag manufacturing | 326111 | | 12/03 | 129.4 | 124.9 | 125.4 | 8.0 | .4 |
| Primary products | | 326111-P | 12/03 | 131.3 | 126.7 | 126.6 | 7.9 | -.1 |
| Single-web film specialty bags, pouches, and liners | | 326111-1 | 12/83 | 200.3 | 194.1 | 194.1 | 8.4 | 0 |
| Secondary products and miscellaneous receipts | | 326111-SM | | | | | | |
| Secondary products | | 326111-S | 12/03 | 118.8 | 114.1 | 119.5 | 8.0 | 4.7 |
| Unsupported plastics film and sheet mfg | 326112 | | 12/03 | 111.3 | 111.3 | 111.3 | 7.1 | 0 |
| Primary products | | 326112-P | 12/03 | 112.1 | 112.1 | 112.1 | 7.1 | 0 |
| Coated single-web film, rolls and sheets, including coextruded | | 326112-1 | 12/87 | 157.6 | 157.6 | 157.6 | 11.8 | 0 |
| Film-film multiweb laminated rolls and sheets for flexible packaging uses | | 326112-3 | 12/87 | 150.2 | 150.2 | 150.2 | 1.1 | 0 |
| Secondary products and miscellaneous receipts | | 326112-SM | | | | | | |
| Secondary products | | 326112-S | 12/03 | 107.0 | 107.0 | (³) | (³) | (³) |
| Unsupported plastics film/sheet (excluding packaging) manufacturing | 326113 | | 06/93 | 153.2 | 151.5 | 148.2 | 5.3 | -2.2 |
| Primary products | | 326113-P | 12/82 | 184.6 | 182.6 | 178.1 | 5.9 | -2.5 |
| Unsupported plastics film and sheet | | 326113-1 | 12/82 | 184.6 | 182.6 | 178.1 | 5.9 | -2.5 |
| Unsupported polyethylene film and sheet | | 326113-102 | 06/93 | 212.2 | 205.9 | 196.3 | 8.2 | -4.7 |

See footnotes at end of table.

Table 5. Producer price indexes for the net output of selected industries and their products, not seasonally adjusted
—Continued

| Industry and product ¹ | Industry code | Product code | Index base | Index | | | Percent change to June 2006 from: | |
|--|---------------|--------------|------------|------------------------|-----------------------|------------------------|-----------------------------------|------------------|
| | | | | Feb. 2006 ² | May 2006 ² | June 2006 ² | June 2005 | May 2006 |
| Unsupported plastics film/sheet (excluding packaging) manufacturing—Continued | | | | | | | | |
| Unsupported vinyl and vinyl copolymer film and sheet | | 326113-104 | 06/93 | 139.1 | 142.7 | 136.3 | 3.7 | -4.5 |
| Other unsupported plastics film and sheet | | 326113-106 | 06/93 | 129.7 | 129.5 | 131.1 | 4.0 | 1.2 |
| Secondary products and miscellaneous receipts | | 326113-SM | | | | | | |
| Secondary products | | 326113-S | 06/93 | 123.6 | (³) | 123.2 | .8 | (³) |
| Plastics pipe/fitting/unsupported shapes mfg | 32612 | | 12/03 | 145.7 | 139.6 | 139.7 | 20.4 | .1 |
| Unlaminated plastics profile shapes | 326121 | | 06/93 | 115.6 | 116.2 | 116.1 | 3.0 | -.1 |
| Primary products | | 326121-P | 12/82 | 148.8 | 149.8 | 149.8 | 2.5 | 0 |
| Unlaminated plastics profile shapes | | 326121-1 | 12/82 | 148.8 | 149.8 | 149.8 | 2.5 | 0 |
| Secondary products and miscellaneous receipts | | 326121-SM | | | | | | |
| Secondary products | | 326121-S | 06/93 | 140.3 | 139.8 | 139.0 | 7.3 | -.6 |
| Plastics pipe & pipe fitting mfg | 326122 | | 06/93 | 222.4 | 207.9 | 208.1 | 32.9 | .1 |
| Primary products | | 326122-P | 12/82 | 213.5 | 199.4 | 199.6 | 34.6 | .1 |
| Plastics pipe | | 326122-1 | 12/82 | 222.0 | 205.1 | 205.6 | 35.8 | .2 |
| Plastics drain, waste and vent pipe | | 326122-11 | 06/87 | 151.8 | 133.1 | 139.4 | 15.9 | 4.7 |
| Plastics water pipe | | 326122-13 | 06/87 | 195.5 | 185.7 | 180.7 | 35.2 | -2.7 |
| Plastics industrial and mining pipe (incl. chemical processing, food processing) | | 326122-15 | 06/93 | 305.7 | 303.5 | 294.9 | 43.1 | -2.8 |
| Plastics sewer pipe | | 326122-16 | 06/87 | 216.4 | 189.1 | 191.5 | 16.1 | 1.3 |
| Plastics oil and gas pipe | | 326122-17 | 07/93 | 143.1 | 126.0 | 141.0 | (³) | 11.9 |
| Other plastics pipe | | 326122-19 | 07/87 | 356.4 | 324.8 | 329.4 | 101.0 | 1.4 |
| Plastics pipe fittings and unions | | 326122-3 | 12/03 | 137.2 | 141.3 | 139.5 | 25.1 | -1.3 |
| Secondary products and miscellaneous receipts | | 326122-SM | | | | | | |
| Miscellaneous receipts | | 326122-M | 12/99 | 107.9 | 110.1 | 109.9 | 2.1 | -.2 |
| Secondary products | | 326122-S | 06/93 | (³) | (³) | (³) | (³) | (³) |
| Laminated plastics plate, sheet, and shape mfg | 32613 | | 12/03 | 108.2 | 109.2 | 109.2 | 4.2 | 0 |
| Laminated plastics plate, sheet, and shape mfg | 326130 | | 06/93 | 134.5 | 135.8 | 135.8 | 4.1 | 0 |
| Primary products | | 326130-P | 12/82 | 174.4 | 176.2 | 176.2 | 4.3 | 0 |
| Plastics laminates (excluding flexible packaging) | | 326130-1 | 12/82 | 174.4 | 176.2 | 176.2 | 4.3 | 0 |
| Secondary products and miscellaneous receipts | | 326130-SM | | | | | | |
| Secondary products | | 326130-S | 06/93 | (³) | 127.6 | 127.6 | (³) | 0 |
| Polystyrene foam product mfg | 32614 | | 12/03 | 120.7 | 120.2 | 120.4 | 1.9 | .2 |
| Polystyrene foam product manufacturing | 326140 | | 12/03 | 120.7 | 120.2 | 120.4 | 1.9 | .2 |
| Primary products | | 326140-P | 12/03 | 120.7 | 120.2 | 120.4 | 1.9 | .2 |
| Packaging polystyrene foam products | | 326140-2 | 12/03 | 116.3 | 116.3 | 116.3 | 5.5 | 0 |
| Consumer and institutional polystyrene foam products | | 326140-5 | 12/82 | 159.4 | 159.2 | 159.7 | .8 | .3 |
| Miscellaneous polystyrene foam products, nec | | 326140-6 | 12/03 | 126.5 | 130.6 | 130.6 | 3.5 | 0 |
| Secondary products and miscellaneous receipts | | 326140-SM | | | | | | |
| Foam product (ex polystyrene) mfg | 32615 | | 12/03 | 132.7 | 133.2 | 134.4 | 26.6 | .9 |
| Urethane and other foam product mfg | 326150 | | 12/03 | 132.7 | 133.2 | 134.4 | 26.6 | .9 |
| Primary products | | 326150-P | 12/03 | 132.2 | 132.8 | 134.1 | 28.9 | 1.0 |
| Transportation polyurethane foam products | | 326150-1 | 12/82 | 153.3 | 158.4 | 158.3 | 28.9 | -.1 |
| Packaging polyurethane foam products | | 326150-2 | 12/03 | 120.5 | 119.9 | 119.5 | (³) | -.3 |
| Building and construction polyurethane foam products | | 326150-3 | 12/03 | 125.2 | 125.2 | 125.2 | 6.3 | 0 |
| Furniture and furnishings polyurethane foam products | | 326150-4 | 12/82 | 215.9 | 215.1 | 220.8 | 54.4 | 2.6 |
| Consumer and institutional polyurethane foam products | | 326150-5 | 12/03 | 106.0 | 103.8 | 103.8 | (³) | 0 |
| Miscellaneous polyurethane foam products, nec | | 326150-6 | 12/03 | 102.3 | 104.6 | 100.8 | (³) | -3.6 |
| Products made of foam other than polystyrene or polyurethane, incl. vinyl | | 326150-9 | 12/99 | 121.8 | 120.8 | 121.1 | (³) | .2 |
| Secondary products and miscellaneous receipts | | 326150-SM | | | | | | |
| Secondary products | | 326150-S | 12/03 | 130.9 | 130.9 | 130.9 | (³) | 0 |
| Plastics bottle mfg | 32616 | | 12/03 | 124.1 | 121.5 | 116.8 | 3.0 | -3.9 |
| Plastics bottle manufacturing | 326160 | | 06/93 | 139.9 | 137.0 | 131.7 | 3.1 | -3.9 |
| Primary products | | 326160-P | 12/82 | 159.9 | 154.2 | 149.8 | 2.7 | -2.9 |
| Plastic bottles | | 326160-1 | 06/87 | 152.4 | 146.9 | 142.8 | 2.7 | -2.8 |
| Secondary products and miscellaneous receipts | | 326160-SM | | | | | | |
| Secondary products | | 326160-S | 06/93 | 146.8 | (³) | (³) | (³) | (³) |
| Other plastics product mfg | 32619 | | 12/03 | 110.7 | 112.2 | 111.5 | 4.6 | -.6 |
| Plastics plumbing fixture mfg | 326191 | | 06/93 | 128.1 | 127.9 | 127.9 | 4.1 | 0 |
| Primary products | | 326191-P | 06/93 | 127.9 | 127.7 | 127.7 | 4.4 | 0 |
| Plastics plumbing fixtures | | 326191-1 | 06/93 | 127.9 | 127.7 | 127.7 | 4.4 | 0 |
| Secondary products and miscellaneous receipts | | 326191-SM | | | | | | |
| Miscellaneous receipts | | 326191-M | 12/04 | 100.4 | 100.0 | (³) | (³) | (³) |
| Secondary products | | 326191-S | 12/04 | 96.9 | 96.9 | 96.9 | 0 | 0 |

See footnotes at end of table.

Table 5. Producer price indexes for the net output of selected industries and their products, not seasonally adjusted
—Continued

| Industry and product ¹ | Industry code | Product code | Index base | Index | | | Percent change to June 2006 from: | |
|--|---------------|--------------|------------|------------------------|-----------------------|------------------------|-----------------------------------|------------------|
| | | | | Feb. 2006 ² | May 2006 ² | June 2006 ² | June 2005 | May 2006 |
| Resilient floor covering manufacturing | 326192 | | 12/85 | 152.8 | 153.0 | 153.0 | 3.2 | 0.0 |
| Primary products | | 326192-P | 12/85 | 156.2 | 156.3 | 156.3 | 3.2 | 0 |
| Resilient floor coverings | | 326192-1 | 12/85 | 156.2 | 156.3 | 156.3 | 3.2 | 0 |
| Secondary products and miscellaneous receipts | | 326192-SM | | | | | | |
| All other plastics product manufacturing | 326199 | | 06/93 | 122.4 | 124.3 | 123.4 | 4.7 | -7 |
| Primary products | | 326199-P | 06/87 | 144.1 | 146.5 | 145.3 | 4.7 | -8 |
| Reinforced and fiberglass plastics products, nec | | 326199-A | 06/93 | 123.7 | 123.7 | 123.7 | 3.5 | 0 |
| Transportation plastics products (except foam & reinforced plastics) | | 326199-1 | 06/93 | 98.7 | 98.7 | 98.8 | 1.2 | .1 |
| Electrical & electronic fabricated plastics products (excl foam & reinforced) | | 326199-2 | 12/82 | 113.6 | 113.6 | 113.7 | 1.5 | .1 |
| Industrial machinery non-foam plastics products (incl gears, bearings, bushings) | | 326199-3 | 06/93 | 115.8 | 115.1 | 115.1 | .8 | 0 |
| Plastics packaging (except film and sheet, foam, and bottles) | | 326199-4 | 06/93 | 144.1 | 146.7 | 141.7 | 4.6 | -3.4 |
| Plastics dinnerware, kitchenware, & microwavable ware (except foam & cups) | | 326199-5 | 06/93 | 176.0 | 202.0 | 193.3 | 31.4 | -4.3 |
| Consumer, institutional, & commercial plastics products (except foam), nec | | 326199-6 | 06/93 | 120.4 | 123.2 | 123.3 | 5.6 | .1 |
| Plastics furniture components & furnishings (except foam & reinforced plastics) | | 326199-7 | 12/82 | 160.0 | 160.0 | 160.0 | 1.8 | 0 |
| Building & construction plastics products (except foam or reinforced plastics) .. | | 326199-8 | 12/03 | 109.7 | 111.5 | 111.2 | 5.5 | -3 |
| Plastics shoe products, including taps, soles, slabs, and quarterlings | | 326199-9 | 06/84 | 152.8 | (³) | (³) | (³) | (³) |
| Secondary products and miscellaneous receipts | | 326199-SM | | | | | | |
| Miscellaneous receipts | | 326199-M | 12/99 | 99.1 | 99.1 | 100.0 | 1.1 | .9 |
| Secondary products | | 326199-S | 06/93 | 133.6 | 133.6 | 133.6 | 5.7 | 0 |
| Rubber product mfg | 3262 | | 12/03 | 109.9 | 111.4 | 111.3 | 4.5 | -1 |
| Tire mfg | 32621 | | 06/81 | 120.4 | 122.6 | 122.6 | 4.8 | 0 |
| Tire manufacturing (except retreading) | 326211 | | 06/81 | 120.4 | 122.6 | 122.6 | 4.9 | 0 |
| Primary products | | 326211-P | 06/81 | 114.7 | 116.9 | 116.9 | 4.8 | 0 |
| Solid and semi-pneumatic tires | | 326211-D | 12/03 | 110.1 | 113.3 | 113.3 | 3.3 | 0 |
| Tread rubber, tire sundries, and repair materials | | 326211-H | 06/81 | 174.4 | 175.3 | 175.3 | 7.5 | 0 |
| Passenger car pneumatic tires (casings) | | 326211-1 | 06/81 | 108.0 | 110.9 | 111.0 | 7.9 | .1 |
| Truck and bus (including off-highway) pneumatic tires | | 326211-3 | 06/81 | 104.7 | 105.9 | 105.9 | .8 | 0 |
| Other truck and bus pneumatic tires | | 326211-32 | 12/03 | 110.2 | 111.5 | 111.5 | .8 | 0 |
| Industrial and utility pneumatic tires (inc. garden) | | 326211-9 | 12/03 | 102.1 | 102.5 | 102.5 | 5.5 | 0 |
| Secondary products and miscellaneous receipts | | 326211-SM | | | | | | |
| Rubber and plastics hose and belting | 32622 | | 12/03 | 110.2 | 110.6 | 110.9 | 3.4 | .3 |
| Rubber and plastics hose and belting | 326220 | | 12/81 | 176.3 | 176.9 | 177.3 | 3.3 | .2 |
| Primary products | | 326220-P | 12/81 | 175.2 | 175.9 | 176.4 | 3.4 | .3 |
| Industrial rubber and plastics hose without fittings | | 326220-A | 12/04 | 104.1 | 104.8 | 104.8 | 4.0 | 0 |
| Rubber and plastics water hose (including fire, irrigation, etc.), nec | | 326220-B | 12/04 | 111.1 | (³) | 112.5 | 8.1 | (³) |
| Rubber and plastics garden hose with or without fittings | | 326220-C | 12/81 | 162.2 | 160.6 | 160.7 | 4.7 | .1 |
| Flat rubber and plastics belts and belting | | 326220-1 | 12/81 | 192.7 | 192.7 | 192.7 | 9.4 | 0 |
| Rubber and plastics transmission belts and belting other than flat | | 326220-2 | 12/81 | 152.3 | 154.6 | (³) | (³) | (³) |
| Rubber and plastics inner tube type airhose other than pneumatic power transfer | | 326220-7 | 12/04 | 112.6 | (³) | (³) | (³) | (³) |
| Pneumatic and hydraulic inner tube type hose without fittings, nec | | 326220-8 | 12/04 | 102.7 | 102.7 | 102.7 | 2.2 | 0 |
| Hose for on- and off-highway motor vehicles (made of rubber and other materials) | | 326220-9 | 12/04 | 100.1 | 100.0 | 100.0 | .4 | 0 |
| Secondary products and miscellaneous receipts | | 326220-SM | | | | | | |
| Miscellaneous receipts | | 326220-M | 12/04 | 107.0 | 107.0 | (³) | (³) | (³) |
| Secondary products | | 326220-S | 12/81 | 218.6 | 218.3 | 218.3 | 2.2 | 0 |
| Other rubber product mfg | 32629 | | 12/88 | 129.2 | 130.5 | 130.2 | 4.4 | -2 |
| Rubber product manufacturing for mechanical use | 326291 | | 12/88 | 119.8 | 121.9 | 121.4 | 2.1 | -4 |
| Primary products | | 326291-P | 12/88 | 116.5 | 118.8 | 118.3 | 2.1 | -4 |
| Molded rubber mechanical goods, automotive | | 326291-1 | 06/83 | 98.9 | 101.7 | 100.7 | 3.8 | -1.0 |
| Molded rubber mechanical goods, transport (exc auto) & off-hwy machinery & equip | | 326291-2 | 12/03 | 107.2 | 108.2 | 108.0 | 2.6 | -2 |
| Molded rubber mechanical goods, nec | | 326291-3 | 12/03 | 107.9 | 109.2 | 109.2 | 4.8 | 0 |
| Extruded rubber mechanical goods, automotive (except tubing) | | 326291-4 | 06/83 | 81.6 | 81.5 | 81.6 | -6.3 | .1 |
| Extruded rubber mechanical goods (except automotive) | | 326291-5 | 12/03 | 100.8 | 103.1 | 102.6 | 1.6 | -5 |
| Lathe-cut rubber mechanical goods (except automotive and transportation) | | 326291-7 | 12/04 | 112.4 | 132.9 | 132.9 | (³) | 0 |
| Secondary products and miscellaneous receipts | | 326291-SM | | | | | | |
| Secondary products | | 326291-S | 06/83 | 157.2 | 157.9 | 157.9 | 3.7 | 0 |
| All other rubber product manufacturing | 326299 | | 06/83 | 149.3 | 149.9 | 149.8 | 6.0 | -1 |
| Primary products | | 326299-P | 06/83 | 148.5 | 149.2 | 149.1 | 5.7 | -1 |
| Rubber sponge, expanded and foam rubber products | | 326299-1 | 06/83 | 161.2 | 161.2 | 161.2 | 11.0 | 0 |
| Rubber floor and wall coverings | | 326299-3 | 06/83 | 132.7 | 132.7 | 132.7 | 3.8 | 0 |
| Rubber druggist and medical sundries (including household gloves) | | 326299-5 | 12/03 | 105.4 | 106.1 | 106.1 | 4.0 | 0 |
| Rubber compounds or mixtures for sale or interplant transfer | | 326299-6 | 06/83 | 139.4 | 139.6 | 139.6 | 6.2 | 0 |
| Industrial rubber products, nec | | 326299-7 | 06/83 | 170.2 | 171.8 | 171.6 | 6.0 | -1 |
| Rubber gloves and clothing | | 326299-8 | 06/83 | 143.7 | 144.0 | 144.0 | 1.1 | 0 |

See footnotes at end of table.

Table 5. Producer price indexes for the net output of selected industries and their products, not seasonally adjusted
—Continued

| Industry and product ¹ | Industry code | Product code | Index base | Index | | | Percent change to June 2006 from: | |
|--|---------------|--------------|------------|------------------------|-----------------------|------------------------|-----------------------------------|------------------|
| | | | | Feb. 2006 ² | May 2006 ² | June 2006 ² | June 2005 | May 2006 |
| All other rubber product manufacturing—Continued | | | | | | | | |
| Rubber goods, nec | | 326299-9 | 06/83 | 139.8 | 142.0 | 141.2 | 2.2 | -0.6 |
| Secondary products and miscellaneous receipts | | 326299-SM | | | | | | |
| Secondary products | | 326299-S | 06/83 | 140.5 | 140.5 | 140.5 | 3.0 | 0 |
| Nonmetallic mineral product mfg | 327 | | 12/84 | 161.2 | 163.4 | 163.5 | 8.1 | .1 |
| Clay product & refractory mfg | 3271 | | 12/03 | 109.4 | 110.2 | 110.5 | 5.1 | .3 |
| Pottery, ceramics & plumbing fixture mfg | 32711 | | 12/84 | 158.7 | 159.1 | 159.6 | 3.4 | .3 |
| Vitreous plumbing fixtures/access/ftg mfg | 327111 | | 06/85 | 132.4 | 132.4 | 132.4 | 2.7 | 0 |
| Primary products | | 327111-P | 06/85 | 124.7 | 124.7 | 124.7 | 2.2 | 0 |
| China plumbing fixtures, accessories, and fittings | | 327111-3 | 12/03 | 101.3 | 101.3 | 101.3 | 2.2 | 0 |
| Secondary products and miscellaneous receipts | | 327111-SM | | | | | | |
| Vitreous china & earthenware articles mfg | 327112 | | 12/03 | 104.8 | 104.9 | 105.0 | 2.3 | .1 |
| Primary products | | 327112-P | 12/03 | 106.3 | 106.5 | 106.7 | 2.9 | .2 |
| Vitreous china, fine earthenware, and other pottery products | | 327112-5 | 12/03 | 106.3 | 106.5 | 106.7 | 2.9 | .2 |
| Secondary products and miscellaneous receipts | | 327112-SM | | | | | | |
| Secondary products | | 327112-S | 12/03 | (³) | (³) | (³) | (³) | (³) |
| Porcelain electrical supply mfg | 327113 | | 12/85 | 170.2 | 171.4 | 172.8 | 5.8 | .8 |
| Primary products | | 327113-P | 12/85 | 170.5 | 171.6 | 173.1 | 5.9 | .9 |
| Porcelain electrical supplies, steatite, and other ceramic electrical products | | 327113-3 | 12/03 | 107.4 | 108.1 | 109.1 | 5.9 | .9 |
| Secondary products and miscellaneous receipts | | 327113-SM | | | | | | |
| Clay building material & refractories mfg | 32712 | | 12/03 | 113.2 | 114.4 | 114.7 | 6.4 | .3 |
| Brick and structural clay tile | 327121 | | 12/84 | 187.7 | 189.8 | 190.3 | 9.2 | .3 |
| Primary products | | 327121-P | 12/84 | 190.2 | 192.3 | 192.9 | 9.1 | .3 |
| Building or common brick | | 327121-11 | 12/84 | 190.9 | 193.0 | 193.6 | 9.2 | .3 |
| Glazed brick and other brick (paving, floor, and sewer) | | 327121-12 | 12/04 | 114.0 | 117.4 | 117.4 | 7.9 | 0 |
| Secondary products and miscellaneous receipts | | 327121-SM | | | | | | |
| Miscellaneous receipts | | 327121-M | 12/84 | 165.2 | 165.2 | 165.2 | 12.0 | 0 |
| Ceramic wall and floor tile | 327122 | | 06/85 | 91.5 | 90.4 | 90.7 | .4 | .3 |
| Primary products | | 327122-P | 06/85 | 95.9 | 94.7 | 95.1 | .5 | .4 |
| Ceramic wall and floor tile | | 327122-2 | 06/85 | 95.9 | 94.7 | 95.1 | .5 | .4 |
| Secondary products and miscellaneous receipts | | 327122-SM | | | | | | |
| Miscellaneous receipts | | 327122-M | 06/91 | 49.9 | 49.5 | 50.1 | 1.6 | 1.2 |
| Secondary products | | 327122-S | 06/91 | 123.0 | 121.4 | (³) | (³) | (³) |
| Structural clay products, n.e.c. | 327123 | | 12/85 | 178.3 | 181.8 | 182.7 | 8.6 | .5 |
| Primary products | | 327123-P | 12/85 | 181.5 | 185.2 | 185.8 | 8.7 | .3 |
| Vitrified clay sewer pipe and fittings | | 327123-1 | 12/85 | 163.0 | 163.8 | 163.8 | 12.4 | 0 |
| Other structural clay products, n.e.c. | | 327123-2 | 12/85 | 174.7 | 180.1 | 181.0 | 6.4 | .5 |
| Secondary products and miscellaneous receipts | | 327123-SM | | | | | | |
| Clay refractories | 327124 | | 12/85 | 190.2 | 192.3 | 192.3 | 6.8 | 0 |
| Primary products | | 327124-P | 12/85 | 186.5 | 188.8 | 188.9 | 7.4 | .1 |
| Clay refractories | | 327124-5 | 12/04 | 113.0 | 114.4 | 114.4 | 7.3 | 0 |
| Secondary products and miscellaneous receipts | | 327124-SM | | | | | | |
| Miscellaneous receipts | | 327124-M | 12/04 | 100.5 | (³) | (³) | (³) | (³) |
| Nonclay Refractory Manufacturing | 327125 | | 12/85 | 148.2 | 151.0 | 151.5 | 5.1 | .3 |
| Primary Products | | 327125-P | 12/85 | 152.2 | 155.6 | 156.2 | 6.0 | .4 |
| Nonclay Refractory Manufacturing | | 327125-8 | 12/04 | 107.2 | 109.6 | 110.0 | 6.0 | .4 |
| Secondary Products and Miscellaneous Receipts | | 327125-SM | | | | | | |
| Miscellaneous Receipts | | 327125-M | 02/93 | 106.5 | 106.5 | (³) | (³) | (³) |
| Secondary Products | | 327125-S | 12/85 | 139.9 | 140.2 | 140.2 | 1.1 | 0 |
| Glass & glass product mfg | 3272 | | 12/03 | 103.0 | 103.5 | 103.7 | 2.2 | .2 |
| Glass & glass product mfg | 32721 | | 12/03 | 103.0 | 103.5 | 103.7 | 2.2 | .2 |
| Flat glass manufacturing | 327211 | | 12/80 | 95.8 | 96.5 | 96.5 | .6 | 0 |
| Primary products | | 327211-P | 12/80 | 95.1 | 96.1 | 96.1 | .5 | 0 |
| Flat glass (float, sheet, and plate), made by flat glass producers | | 327211-1 | 12/80 | 102.2 | 103.7 | 103.9 | 2.2 | .2 |
| Laminated glass, made by flat glass producers | | 327211-3 | 12/80 | 69.5 | (³) | 69.5 | 0 | (³) |
| Secondary products and miscellaneous receipts | | 327211-SM | | | | | | |
| Other pressed and blown glass and glassware | 327212 | | 06/83 | 127.2 | 127.2 | 127.4 | -.8 | .2 |
| Primary products | | 327212-P | 06/83 | 126.6 | 126.6 | 126.8 | -1.4 | .2 |
| Machine-made pressed and blown table, kitchen, art, and novelty glassware .. | | 327212-1 | 06/83 | 163.7 | 163.7 | 163.7 | -1.9 | 0 |
| Machine-made pressed and blown lighting, automotive, and electrical glassware | | 327212-2 | 06/83 | 112.5 | (³) | (³) | (³) | (³) |

See footnotes at end of table.

Table 5. Producer price indexes for the net output of selected industries and their products, not seasonally adjusted
—Continued

| Industry and product ¹ | Industry code | Product code | Index base | Index | | | Percent change to June 2006 from: | |
|---|---------------|--------------|------------|------------------------|-----------------------|------------------------|-----------------------------------|------------------|
| | | | | Feb. 2006 ² | May 2006 ² | June 2006 ² | June 2005 | May 2006 |
| Other pressed and blown glass and glassware—Continued | | | | | | | | |
| Glass fiber, textile-type, made by establishments producing glass | | 327212-3 | 06/83 | 89.8 | 89.7 | 89.7 | -0.8 | 0.0 |
| All other machine-made pressed and blown glassware | | 327212-7 | 12/04 | 99.6 | 99.9 | 100.3 | 1.6 | .4 |
| Handmade pressed and blown glass and glassware | | 327212-9 | 12/04 | 105.6 | 105.6 | (³) | (³) | (³) |
| Secondary products and miscellaneous receipts | | | | | | | | |
| Miscellaneous receipts | | 327212-SM | | | | | | |
| Secondary products | | 327212-M | 12/91 | 134.0 | (³) | 135.5 | 9.5 | (³) |
| | | 327212-S | 06/83 | 101.2 | (³) | (³) | (³) | (³) |
| Glass container manufacturing | | | | | | | | |
| Primary products | 327213 | | 06/82 | 148.4 | 150.2 | 150.1 | 4.6 | -.1 |
| Glass containers (including value of packaging) | | 327213-P | 06/82 | 148.9 | 150.7 | 150.6 | 4.6 | -.1 |
| | | 327213-3 | 12/03 | 107.1 | 108.4 | 108.3 | 4.5 | -.1 |
| Glass products made of purchased glass | | | | | | | | |
| Primary products | 327215 | | 06/83 | 137.4 | 138.0 | 138.6 | 3.0 | .4 |
| Other glass products, nec. made of purchased glass | | 327215-P | 06/83 | 135.8 | 136.4 | 137.0 | 2.7 | .4 |
| Machine-made pressed & blown table, kitchen, & art glassware, made of purchased glass | | 327215-A | 06/83 | 128.3 | 129.1 | 129.4 | 2.5 | .2 |
| All other machine-made pressed and blown glassware, made of purchased glass | | 327215-1 | 12/04 | 103.4 | 103.4 | 103.4 | 2.3 | 0 |
| Handmade pressed and blown glassware, made of purchased glass | | 327215-2 | 12/04 | 100.9 | 101.1 | 100.8 | 1.4 | -.3 |
| Laminated glass, made of purchased glass | | 327215-4 | 12/04 | 97.2 | (³) | (³) | (³) | (³) |
| Mirrors made of purchased glass | | 327215-6 | 06/83 | 111.5 | 112.5 | 112.5 | 2.4 | 0 |
| Secondary products and miscellaneous receipts | | 327215-9 | 06/83 | 150.0 | 149.4 | 154.3 | 6.1 | 3.3 |
| Miscellaneous receipts | | 327215-SM | | | | | | |
| Secondary Products | | 327215-M | 12/83 | 181.3 | 181.0 | 181.8 | 8.9 | .4 |
| | | 327215-S | 06/83 | 141.4 | 141.7 | 141.6 | 7.1 | -.1 |
| Cement & concrete product mfg | 3273 | | 12/03 | 124.3 | 126.4 | 126.3 | 11.0 | -.1 |
| Cement mfg | 32731 | | 06/82 | 191.5 | 197.8 | 197.7 | 14.6 | -.1 |
| Cement manufacturing | | | | | | | | |
| Primary products | 327310 | | 06/82 | 191.5 | 197.8 | 197.7 | 14.6 | -.1 |
| Cement, hydraulic | | 327310-P | 06/82 | 191.8 | 197.1 | 196.9 | 14.5 | -.1 |
| Secondary products and miscellaneous receipts | | 327310-1 | 06/89 | 189.6 | 194.8 | 194.7 | 14.5 | -.1 |
| | | 327310-SM | | | | | | |
| Ready-mix concrete mfg | 32732 | | 12/03 | 128.9 | 130.5 | 130.4 | 12.0 | -.1 |
| Ready-mixed concrete mfg. and dist | | | | | | | | |
| Primary products | 327320 | | 06/81 | 199.8 | 202.3 | 202.1 | 12.0 | -.1 |
| Ready-mixed concrete | | 327320-P | 06/81 | 197.6 | 199.4 | 199.9 | 13.0 | .3 |
| Secondary products and miscellaneous receipts | | 327320-1 | 06/81 | 197.6 | 199.4 | 199.9 | 13.0 | .3 |
| Miscellaneous receipts | | 327320-SM | | | | | | |
| Secondary products | | 327320-M | 06/81 | 214.3 | 229.9 | 216.7 | -2.0 | -5.7 |
| | | 327320-S | 06/81 | 218.4 | 222.9 | 222.7 | 9.0 | -.1 |
| Concrete pipe, brick & block mfg | 32733 | | 12/03 | 114.2 | 115.1 | 115.1 | 5.9 | 0 |
| Concrete block and brick manufacturing | | | | | | | | |
| Primary products | 327331 | | 06/81 | 196.9 | 199.1 | 199.1 | 6.8 | 0 |
| Structural block, medium weight units (weighing at least 105 lbs but less than 125 | | 327331-P | 06/81 | 205.3 | 207.3 | 207.4 | 7.6 | 0 |
| Structural block, normal weight units (weighing 125 lbs or more | | 327331-12 | 06/81 | 223.8 | 225.8 | 225.8 | 12.3 | 0 |
| Decorative block (such as screen, split, slump, shadowal, etc) | | 327331-13 | 06/81 | 229.9 | 231.4 | 231.5 | 7.7 | 0 |
| Concrete pavers (incl. grind, interlocking, etc.) | | 327331-14 | 06/81 | 184.1 | 185.6 | 185.6 | 9.2 | 0 |
| Concrete brick | | 327331-15 | 06/81 | 206.9 | 209.0 | 209.0 | 6.9 | 0 |
| Secondary products and miscellaneous receipts | | 327331-16 | 06/81 | 168.9 | 169.4 | 169.4 | 3.8 | 0 |
| Miscellaneous receipts | | 327331-SM | | | | | | |
| Secondary products | | 327331-M | 06/81 | 164.7 | 167.7 | 167.8 | 4.9 | .1 |
| | | 327331-S | 06/81 | 194.6 | 194.3 | 194.3 | 3.5 | 0 |
| Concrete pipe manufacturing | | | | | | | | |
| Primary products | 327332 | | 12/03 | 111.7 | 112.2 | 112.2 | 4.8 | 0 |
| Concrete pipe | | 327332-P | 12/03 | 113.8 | 114.1 | 114.0 | 5.2 | -.1 |
| Concrete culvert pipe | | 327332-1 | 12/03 | 113.8 | 114.1 | 114.0 | 5.2 | -.1 |
| Concrete storm sewer pipe | | 327332-11 | 12/99 | 116.1 | 117.0 | 116.8 | 2.6 | -.2 |
| Concrete pipe, except concrete culvert and storm sewer pipe | | 327332-12 | 12/99 | 136.7 | 139.4 | 139.1 | 11.6 | -.2 |
| Secondary products and miscellaneous receipts | | 327332-13 | 06/94 | 160.0 | 157.9 | 158.0 | 1.1 | .1 |
| Miscellaneous receipts | | 327332-SM | | | | | | |
| | | 327332-M | 12/79 | (³) | (³) | (³) | (³) | (³) |
| Other concrete products mfg | 32739 | | 12/03 | 118.5 | 121.3 | 121.4 | 10.4 | .1 |
| Other concrete product manufacturing | | | | | | | | |
| Primary products | 327390 | | 12/03 | 118.5 | 121.3 | 121.4 | 10.4 | .1 |
| Precast concrete products | | 327390-P | 12/03 | 117.2 | 120.4 | 120.3 | 10.3 | -.1 |
| Slabs and tile, roof and floor units | | 327390-1 | 12/79 | 210.6 | 216.0 | 215.3 | 6.5 | -.3 |
| Architectural wall panels | | 327390-1111 | 07/85 | 189.6 | 194.4 | 194.4 | 15.9 | 0 |
| Burial vaults and boxes | | 327390-1211 | 11/84 | 187.3 | 193.6 | 191.7 | 5.9 | -1.0 |
| Other precast concrete products n.e.c. | | 327390-1331 | 12/79 | 238.6 | 240.1 | 239.4 | 4.4 | -.3 |
| Prestressed concrete products | | 327390-1481 | 12/79 | 193.4 | 198.6 | 198.2 | 5.3 | -.2 |
| | | 327390-4 | 12/79 | 219.2 | 226.3 | 227.1 | 18.0 | .4 |

See footnotes at end of table.

Table 5. Producer price indexes for the net output of selected industries and their products, not seasonally adjusted
—Continued

| Industry and product ¹ | Industry code | Product code | Index base | Index | | | Percent change to June 2006 from: | |
|--|---------------|--------------|------------|------------------------|-----------------------|------------------------|-----------------------------------|------------------|
| | | | | Feb. 2006 ² | May 2006 ² | June 2006 ² | June 2005 | May 2006 |
| Other concrete product manufacturing—Continued | | | | | | | | |
| Bridge beams | | 327390-4111 | 12/79 | 192.3 | 192.7 | 200.1 | 7.2 | 3.8 |
| Solid and hollow cored slabs and panels | | 327390-4211 | 12/79 | 314.8 | 329.1 | 324.9 | 12.7 | -1.3 |
| Other prestressed concrete products n.e.c. | | 327390-4351 | 06/94 | 157.9 | (³) | (³) | (³) | (³) |
| Secondary products and miscellaneous receipts | | 327390-SM | | | | | | |
| Miscellaneous receipts | | 327390-M | 12/79 | 343.7 | 339.5 | 345.1 | 14.2 | 1.6 |
| Secondary products | | 327390-S | 12/79 | 247.1 | 246.3 | 246.3 | 3.7 | 0 |
| Lime & gypsum product mfg | 3274 | | 12/03 | 141.3 | 148.0 | 146.7 | 19.7 | -9 |
| Lime mfg | 32741 | | 12/03 | 121.4 | 122.7 | 123.4 | 9.6 | .6 |
| Lime | 327410 | | 12/85 | 156.1 | 157.7 | 158.6 | 9.6 | .6 |
| Primary products | | 327410-P | 12/85 | 160.6 | 163.2 | 164.4 | 10.4 | .7 |
| Lime | | 327410-1 | 12/04 | 116.9 | 118.9 | 119.7 | 10.4 | .7 |
| Secondary products and miscellaneous receipts | | 327410-SM | | | | | | |
| Secondary products | | 327410-S | 08/92 | 115.0 | 108.3 | 107.6 | 1.2 | -.6 |
| Gypsum product mfg | 32742 | | 12/03 | 146.9 | 155.0 | 153.3 | 22.2 | -1.1 |
| Gypsum building products manufacturing | 327420 | | 06/81 | 240.5 | 253.9 | 251.0 | 22.3 | -1.1 |
| Primary products | | 327420-P | 06/81 | 253.3 | 265.4 | 263.6 | 23.2 | -.7 |
| Gypsum building materials | | 327420-1 | 12/93 | 218.8 | 232.0 | 230.9 | 25.9 | -.5 |
| Other gypsum products | | 327420-4 | 01/00 | 141.7 | (³) | (³) | (³) | (³) |
| Other nonmetallic mineral product mfg | 3279 | | 12/84 | 149.2 | 150.0 | 151.0 | 6.0 | .7 |
| Abrasive product mfg | 32791 | | 12/03 | 107.0 | 107.3 | 107.5 | 4.3 | .2 |
| Abrasive product manufacturing | 327910 | | 12/80 | 178.7 | 179.1 | 179.4 | 4.3 | .2 |
| Primary products | | 327910-P | 12/80 | 173.3 | 173.9 | 173.9 | 4.7 | 0 |
| Nonmetallic sized grains, powders, and flour abrasives | | 327910-1 | 06/87 | 109.5 | 107.6 | (³) | (³) | (³) |
| Nonmetallic abrasive products (including diamond abrasives) | | 327910-4 | 12/80 | 175.7 | 175.8 | 176.0 | 2.7 | .1 |
| Nonmetallic coated abrasive products, buffing wheels, polishing wheels, and laps | | 327910-7 | 12/80 | 226.1 | 228.3 | 228.3 | 4.5 | 0 |
| Secondary products and miscellaneous receipts | | 327910-SM | | | | | | |
| Miscellaneous receipts | | 327910-M | 12/80 | 227.3 | 227.3 | 227.3 | 4.9 | 0 |
| Secondary products | | 327910-S | 12/80 | 181.8 | 181.8 | 183.5 | .9 | .9 |
| All other nonmetallic mineral product mfg | 32799 | | 12/03 | 113.5 | 114.2 | 115.2 | 6.9 | .9 |
| Cut stone and stone products | 327991 | | 12/84 | 153.6 | 154.2 | 154.2 | 1.6 | 0 |
| Primary products | | 327991-P | 12/84 | 149.1 | 149.8 | 149.7 | 1.6 | -.1 |
| Dressed dimension granite (including gneiss, syenite, diorite, and cut granite) | | 327991-1 | 12/84 | 142.4 | 142.5 | 142.4 | .6 | -.1 |
| Dressed dimension limestone (incl dolomite, travertine, calcareous, & tufa) | | 327991-4 | 12/84 | 152.3 | 152.8 | 152.8 | 3.4 | 0 |
| Dressed dimension marble and other stone | | 327991-7 | 12/84 | 157.0 | 159.3 | 159.3 | 3.0 | 0 |
| Secondary products and miscellaneous receipts | | 327991-SM | | | | | | |
| Miscellaneous receipts | | 327991-M | 02/97 | 147.9 | 147.9 | 147.9 | 1.7 | 0 |
| Secondary products | | 327991-S | 12/84 | 163.0 | 163.0 | 163.0 | 1.0 | 0 |
| Minerals and earths ground or otherwise treated | 327992 | | 06/85 | 160.7 | 161.2 | 163.0 | 10.1 | 1.1 |
| Primary products | | 327992-P | 06/85 | 157.7 | 158.2 | 160.1 | 10.3 | 1.2 |
| Minerals and earths, ground or treated | | 327992-1 | 06/85 | 157.7 | 158.2 | 160.1 | 10.3 | 1.2 |
| Secondary products and miscellaneous receipts | | 327992-SM | | | | | | |
| Mineral wool manufacturing | 327993 | | 12/81 | 154.9 | 156.4 | 156.2 | 6.4 | -.1 |
| Primary products | | 327993-P | 12/81 | 152.7 | 154.3 | 154.0 | 6.4 | -.2 |
| Mineral wool for structural insulation | | 327993-1 | 12/81 | 142.8 | 144.9 | 144.8 | 7.3 | -.1 |
| Loose fiber and granulated fiber | | 327993-111 | 12/81 | 109.2 | 112.9 | 114.7 | 11.4 | 1.6 |
| Building batts, blankets, and rolls | | 327993-135 | 12/81 | 157.6 | 162.4 | 161.4 | 7.1 | -.6 |
| R-19.0 or over | | 327993-13531 | 05/82 | 145.1 | 150.1 | 150.3 | 7.9 | .1 |
| R-18.9 or less | | 327993-13537 | 12/81 | 142.7 | 145.1 | 140.7 | 4.6 | -3.0 |
| Acoustical | | 327993-161 | 12/81 | 115.4 | 113.2 | 113.9 | 8.4 | .6 |
| Other mineral wool for structural insulation, including insulating board | | 327993-198 | 12/81 | 154.6 | 154.6 | (³) | (³) | (³) |
| Mineral wool for industrial, equipment, and appliance insulation | | 327993-2 | 12/81 | 159.8 | 159.6 | 158.8 | 3.9 | -.5 |
| Blankets (flexible) including fabricated pieces, rolls, and batts | | 327993-235 | 12/81 | 189.8 | 189.6 | 187.2 | 2.7 | -1.3 |
| Molded insulation (such as special automotive, appliance, and aerospace items) | | 327993-245 | 12/97 | 90.7 | 90.7 | 90.7 | -1.6 | 0 |
| Other mineral wool for industrial equipment, and appliance insulation | | 327993-299 | 12/97 | 121.5 | 121.3 | 121.2 | 7.6 | -.1 |
| Secondary products and miscellaneous receipts | | 327993-SM | | | | | | |
| Miscellaneous receipts | | 327993-M | 03/88 | 226.2 | 226.9 | 226.9 | 4.9 | 0 |
| Other miscellaneous nonmetallic mineral product mfg | 327999 | | 12/03 | 111.1 | 111.1 | 115.7 | 7.4 | 4.1 |
| Primary products | | 327999-P | 12/03 | 111.4 | 111.4 | 116.7 | 8.4 | 4.8 |
| All other miscellaneous nonmetallic mineral products | | 327999-1 | 12/03 | 111.4 | 111.4 | 116.7 | 8.4 | 4.8 |
| Secondary products and miscellaneous receipts | | 327999-SM | | | | | | |
| Miscellaneous receipts | | 327999-M | 06/93 | 84.4 | (³) | 84.4 | -2.4 | (³) |

See footnotes at end of table.

Table 5. Producer price indexes for the net output of selected industries and their products, not seasonally adjusted
—Continued

| Industry and product ¹ | Industry code | Product code | Index base | Index | | | Percent change to June 2006 from: | |
|--|---------------|--------------|------------|------------------------|-----------------------|------------------------|-----------------------------------|------------------|
| | | | | Feb. 2006 ² | May 2006 ² | June 2006 ² | June 2005 | May 2006 |
| Primary metal mfg | 331 | | 12/84 | 165.6 | 176.9 | 181.3 | 18.0 | 2.5 |
| Iron & steel mills & ferroalloy mfg | 3311 | | 12/03 | 140.0 | 143.1 | 150.0 | 13.0 | 4.8 |
| Iron & steel mills & ferroalloy mfg | 33111 | | 12/03 | 140.0 | 143.1 | 150.0 | 13.0 | 4.8 |
| Iron and steel mills | 331111 | | 06/82 | 149.7 | 153.0 | 160.5 | 13.4 | 4.9 |
| Primary products | | 331111-P | 06/82 | 148.9 | 152.3 | 159.9 | 13.6 | 5.0 |
| Steel pipe and tube | | 331111-B | 06/82 | 175.4 | 175.3 | 178.2 | 5.2 | 1.7 |
| Cold rolled steel sheet and strip | | 331111-D | 06/82 | 161.9 | 170.4 | 188.6 | 9.1 | 10.7 |
| Cold finished steel bars | | 331111-F | 06/82 | 162.5 | 164.3 | 177.0 | 3.6 | 7.7 |
| Other steel mill products | | 331111-L | 12/03 | 160.3 | 161.0 | 161.5 | 16.7 | .3 |
| Coke oven and blast furnace products | | 331111-1 | 06/05 | (³) | (³) | (³) | (³) | (³) |
| Steel ingots and semifinished products | | 331111-3 | 06/82 | 230.2 | 234.6 | 239.3 | 20.9 | 2.0 |
| Hot rolled steel sheet and strip, including tin mill products | | 331111-5 | 06/82 | 130.1 | 132.1 | 139.5 | 21.7 | 5.6 |
| Hot rolled steel bars, plates, and structural shapes | | 331111-7 | 06/82 | 162.2 | 166.9 | 171.7 | 9.4 | 2.9 |
| Steel wire | | 331111-9 | 06/82 | 210.1 | 205.5 | 215.1 | 9.7 | 4.7 |
| Secondary products and miscellaneous receipts | | 331111-SM | | | | | | |
| Miscellaneous receipts | | 331111-M | 12/97 | 185.8 | 185.8 | 191.3 | .2 | 3.0 |
| Secondary products | | 331111-S | 06/82 | 149.0 | 145.4 | 149.7 | 7.9 | 3.0 |
| Electrometallurgical ferroalloy product mfg | 331112 | | 06/83 | 229.9 | 231.2 | 233.6 | -27.6 | 1.0 |
| Primary products | | 331112-P | 06/83 | 253.9 | 255.4 | 258.0 | -29.9 | 1.0 |
| Ferrosilicon | | 331112-3 | 06/83 | 222.3 | (³) | 239.8 | (³) | (³) |
| Other ferroalloys and ferrous products | | 331112-5 | 12/03 | 174.0 | 175.6 | 173.4 | -38.4 | -1.3 |
| Steel product mfg from purchased steel | 3312 | | 12/03 | 144.3 | 146.5 | 149.2 | 2.3 | 1.8 |
| Iron/steel pipe & tube mfg from purch steel | 33121 | | 12/03 | 158.5 | 161.7 | 166.1 | 4.5 | 2.7 |
| Iron/steel pipe & tube mfg from purch steel | 331210 | | 06/82 | 226.6 | 231.2 | 237.5 | 4.6 | 2.7 |
| Primary products | | 331210-P | 06/82 | 225.7 | 230.6 | 236.9 | 4.7 | 2.7 |
| Steel pipes and tubes, made in steel mills not producing semifinished shapes or | | 331210-1 | 06/82 | 225.7 | 230.6 | 236.9 | 4.7 | 2.7 |
| Secondary products | | 331210-S | 06/82 | (³) | (³) | (³) | (³) | (³) |
| Rolling & drawing of purchased steel | 33122 | | 12/03 | 135.5 | 137.0 | 138.5 | .5 | 1.1 |
| Rolled steel shape manufacturing | 331221 | | 06/82 | 163.7 | 168.0 | 171.0 | 1.8 | 1.8 |
| Primary products | | 331221-P | 06/82 | 150.7 | 155.4 | 158.7 | 5.7 | 2.1 |
| Cold rolled sheets and strip | | 331221-1 | 06/82 | 160.9 | 166.9 | 170.3 | 5.8 | 2.0 |
| Cold finished steel bars and bar shapes | | 331221-3 | 06/82 | 138.0 | 140.5 | 143.6 | 5.5 | 2.2 |
| Secondary products and miscellaneous receipts | | 331221-SM | | | | | | |
| Secondary products | | 331221-S | 06/82 | 172.0 | (³) | (³) | (³) | (³) |
| Steel wire drawing | 331222 | | 06/82 | 166.6 | 165.4 | 166.1 | .1 | .4 |
| Primary products | | 331222-P | 06/82 | 164.9 | 163.7 | 164.1 | -.7 | .2 |
| Other fabricated ferrous wire products | | 331222-B | 06/82 | 210.1 | 205.4 | 202.1 | -3 | -1.6 |
| Noninsulated ferrous wire rope, cable, and strand | | 331222-1 | 06/82 | 158.5 | 157.7 | (³) | (³) | (³) |
| Steel nails and spikes | | 331222-3 | 06/82 | 161.9 | 161.9 | 162.7 | 1.8 | .5 |
| Steel wire | | 331222-5 | 06/82 | 147.3 | 147.2 | 148.6 | 1.7 | 1.0 |
| Steel fencing and fence gates | | 331222-7 | 12/04 | 88.1 | 86.0 | 87.0 | -6.1 | 1.2 |
| Secondary products and miscellaneous receipts | | 331222-SM | | | | | | |
| Miscellaneous receipts | | 331222-M | 03/98 | 131.6 | 129.8 | 131.8 | 13.7 | 1.5 |
| Secondary products | | 331222-S | 06/82 | 131.7 | 131.6 | 137.0 | 5.7 | 4.1 |
| Alumina & aluminum production & processing | 3313 | | 12/03 | 126.5 | 135.3 | 136.4 | 21.9 | .8 |
| Alumina & aluminum production & processing | 33131 | | 12/03 | 126.5 | 135.3 | 136.4 | 21.9 | .8 |
| Primary aluminum production | 331312 | | 06/80 | 185.1 | 204.2 | 193.1 | 43.7 | -5.4 |
| Primary products | | 331312-P | 06/80 | 190.7 | 210.5 | 196.7 | 42.8 | -6.6 |
| Primary aluminum, except extrusion billet | | 331312-7 | 06/80 | 189.2 | 209.0 | 193.4 | 42.5 | -7.5 |
| Aluminum extrusion billet | | 331312-8 | 06/80 | 194.2 | 213.5 | 208.0 | 44.0 | -2.6 |
| Secondary products and miscellaneous receipts | | 331312-SM | | | | | | |
| Secondary smelting & alloying of aluminum | 331314 | | 12/03 | 131.8 | 147.6 | 153.6 | 39.4 | 4.1 |
| Primary products | | 331314-P | 06/80 | 147.8 | 162.8 | 172.5 | 40.1 | 6.0 |
| Aluminum ingot, including pigs, sows, and molten metal, excluding billet, produced | | 331314-1 | 12/03 | 140.6 | 156.4 | 168.2 | 48.7 | 7.5 |
| Aluminum extrusion ingot (billet), produced by secondary smelters | | 331314-3 | 12/03 | (³) | (³) | (³) | (³) | (³) |
| Aluminum and aluminum-base alloys powders, paste, and flakes | | 331314-5 | 12/03 | 101.3 | (³) | (³) | (³) | (³) |
| Secondary products and miscellaneous receipts | | 331314-SM | | | | | | |
| Secondary products | | 331314-S | 03/95 | 208.7 | (³) | 260.9 | 63.0 | (³) |
| Aluminum sheet, plate & foil mfg | 331315 | | 06/81 | 171.3 | 181.6 | 184.9 | 19.1 | 1.8 |
| Primary products | | 331315-P | 06/81 | 176.0 | 187.6 | 190.9 | 19.2 | 1.8 |

See footnotes at end of table.

Table 5. Producer price indexes for the net output of selected industries and their products, not seasonally adjusted
—Continued

| Industry and product ¹ | Industry code | Product code | Index base | Index | | | Percent change to June 2006 from: | |
|---|---------------|--------------|------------|------------------------|-----------------------|------------------------|-----------------------------------|------------------|
| | | | | Feb. 2006 ² | May 2006 ² | June 2006 ² | June 2005 | May 2006 |
| Aluminum sheet, plate & foil mfg—Continued | | | | | | | | |
| Aluminum plate (.25 in. or thicker) | | 331315-1 | 06/81 | 179.0 | 189.6 | 189.7 | 8.5 | 0.1 |
| Aluminum sheet and strip | | 331315-2 | 06/81 | 176.5 | 188.3 | 190.9 | 19.2 | 1.4 |
| Plain aluminum foil (under .006 in.) | | 331315-3 | 06/81 | 163.1 | 173.7 | 186.2 | 28.3 | 7.2 |
| Secondary products and miscellaneous receipts | | 331315-SM | | | | | | |
| Aluminum extruded products | 331316 | | 12/81 | 186.5 | 197.0 | 201.3 | 15.7 | 2.2 |
| Primary products | | 331316-P | 12/81 | 192.2 | 203.2 | 207.6 | 15.9 | 2.2 |
| Extruded aluminum rod, bar, and other extruded shapes except tube | | 331316-1 | 12/81 | 196.9 | 208.7 | 213.5 | 16.7 | 2.3 |
| Aluminum extruded and drawn pipe and tube | | 331316-3 | 12/94 | 118.3 | 123.0 | 124.3 | 11.0 | 1.1 |
| Secondary products and miscellaneous receipts | | 331316-SM | | | | | | |
| Other aluminum rolling & drawing | 331319 | | 12/03 | 127.7 | 134.5 | 132.5 | 13.6 | -1.5 |
| Primary products | | 331319-P | 12/03 | 122.4 | 129.3 | 127.4 | 8.2 | -1.5 |
| Rolled aluminum rod, bar, including continuous cast | | 331319-3 | 12/03 | 126.5 | 135.7 | 132.9 | 10.0 | -2.1 |
| Secondary products and miscellaneous receipts | | 331319-SM | | | | | | |
| Secondary products | | 331319-S | 12/03 | (³) | (³) | (³) | (³) | (³) |
| Nonferrous (exc alum) production & processing | 3314 | | 12/03 | 165.3 | 205.1 | 208.9 | 55.7 | 1.9 |
| Nonferrous (exc aluminum) smelting & refining | 33141 | | 12/03 | 177.4 | 215.6 | 212.2 | 55.6 | -1.6 |
| Primary smelting & refining of copper | 331411 | | 06/80 | 294.9 | 350.1 | (³) | (³) | (³) |
| Primary products | | 331411-P | 06/80 | 280.2 | (³) | (³) | (³) | (³) |
| Copper cathode and other refined copper, including wirebar, slab, and ingot ... | | 331411-2 | 06/80 | 243.4 | (³) | (³) | (³) | (³) |
| Secondary products and miscellaneous receipts | | 331411-SM | | | | | | |
| Primary nonferrous metal, exc. cu & al | 331419 | | 06/80 | 141.6 | 174.3 | 174.3 | 50.9 | 0 |
| Primary products | | 331419-P | 06/80 | 152.9 | 187.6 | 184.2 | 47.4 | -1.8 |
| Other primary nonferrous metals, n.e.c. | | 331419-9 | 06/80 | 161.4 | 166.8 | 166.0 | 11.5 | -5 |
| Secondary products and miscellaneous receipts | | 331419-SM | | | | | | |
| Copper rolling/drawing/extruding & alloying | 33142 | | 12/03 | 174.7 | 241.0 | 253.4 | 89.2 | 5.1 |
| Copper rolling, drawing & extruding | 331421 | | 12/80 | 243.3 | 332.2 | 354.2 | 91.1 | 6.6 |
| Primary products | | 331421-P | 12/80 | 258.9 | 357.3 | 372.0 | 89.8 | 4.1 |
| Copper wire, bare and tinned (nonelectrical) | | 331421-1 | 12/80 | 260.3 | 332.7 | 403.0 | 113.0 | 21.1 |
| Copper and copper-base alloy rod, bar, and shapes | | 331421-3 | 12/80 | 283.4 | 390.4 | 409.3 | 91.4 | 4.8 |
| Copper and copper-base alloy sheet, strip, and plate | | 331421-7 | 12/80 | 283.6 | 408.4 | 359.0 | 57.7 | -12.1 |
| Copper and copper-base alloy pipe and tube | | 331421-9 | 12/80 | 214.5 | 288.3 | 335.4 | 115.8 | 16.3 |
| Secondary products and miscellaneous receipts | | 331421-SM | | | | | | |
| Miscellaneous receipts | | 331421-M | 12/03 | 146.1 | 166.7 | (³) | (³) | (³) |
| Copper wire (except mechanical) drawing | 331422 | | 12/03 | 159.4 | 236.4 | 245.5 | 96.9 | 3.8 |
| Primary products | | 331422-P | 12/03 | 174.4 | 277.3 | 288.0 | 120.7 | 3.9 |
| Copper wire (except mechanical) drawing | | 331422-1 | 12/03 | 174.4 | 277.3 | 288.0 | 120.7 | 3.9 |
| Secondary products and miscellaneous receipts | | 331422-SM | | | | | | |
| Secondary products | | 331422-S | 12/82 | 373.7 | 384.2 | 398.7 | 15.1 | 3.8 |
| Secondary smelting/refining/alloying of copper | 331423 | | 12/03 | 179.1 | 235.8 | 245.8 | 75.7 | 4.2 |
| Primary products | | 331423-P | 12/03 | 182.0 | 244.6 | 258.8 | 88.9 | 5.8 |
| Secondary smelting, refining, and alloying of copper | | 331423-1 | 06/80 | 261.7 | 351.8 | 372.2 | 88.9 | 5.8 |
| Other nonferrous roll/draw/extruding/alloying | 33149 | | 12/03 | 153.9 | 174.9 | 175.3 | 31.3 | .2 |
| Other nonferrous metal roll/draw/extruding | 331491 | | 12/03 | 159.5 | 179.8 | 183.0 | 32.9 | 1.8 |
| Primary products | | 331491-P | 12/03 | 156.1 | 178.7 | 179.7 | 36.3 | .6 |
| All other nonferrous metal mill shapes | | 331491-C | 06/82 | 193.6 | 246.9 | 226.2 | 42.0 | -8.4 |
| Nickel and nickel-base alloy mill shapes, including nickel copper alloys | | 331491-1 | 06/82 | 252.7 | 248.6 | (³) | (³) | (³) |
| Titanium and titanium-base alloy mill shapes, excluding wire | | 331491-3 | 06/82 | 203.0 | 211.2 | (³) | (³) | (³) |
| Precious metal mill shapes | | 331491-9 | 06/82 | 151.8 | (³) | (³) | (³) | (³) |
| Secondary products and miscellaneous receipts | | 331491-SM | | | | | | |
| Secondary products | | 331491-S | 06/82 | 276.5 | 272.2 | 307.9 | 9.6 | 13.1 |
| Other nonferrous secondary smelt/refine/alloying | 331492 | | 12/03 | 137.4 | 160.4 | 153.5 | 26.4 | -4.3 |
| Primary products | | 331492-P | 12/03 | 139.0 | 161.5 | 152.0 | 24.2 | -5.9 |
| Other nonferrous additive alloys | | 331492-A | 06/80 | 137.9 | 146.0 | 151.7 | 21.7 | 3.9 |
| Other nonferrous metal powders, paste, & flakes | | 331492-1 | 06/85 | 175.5 | 184.4 | 184.1 | 12.9 | -2 |
| Secondary lead | | 331492-3 | 06/80 | 117.8 | 119.5 | 118.3 | 3.0 | -1.0 |
| Secondary precious metals & precious metal alloys | | 331492-9 | 06/80 | 73.3 | 104.4 | 78.3 | 29.2 | -25.0 |
| Secondary products and miscellaneous receipts | | 331492-SM | | | | | | |
| Secondary products | | 331492-S | 12/03 | 130.5 | 155.6 | 160.3 | 37.5 | 3.0 |
| Foundries | 3315 | | 12/03 | 114.9 | 118.7 | 119.4 | 7.8 | .6 |
| Ferrous metal foundries | 33151 | | 12/84 | 157.0 | 159.3 | 160.6 | 5.2 | .8 |

See footnotes at end of table.

Table 5. Producer price indexes for the net output of selected industries and their products, not seasonally adjusted

—Continued

| Industry and product ¹ | Industry code | Product code | Index base | Index | | | Percent change to June 2006 from: | |
|--|---------------|--------------|------------|------------------------|-----------------------|------------------------|-----------------------------------|------------------|
| | | | | Feb. 2006 ² | May 2006 ² | June 2006 ² | June 2005 | May 2006 |
| Iron foundries | 331511 | | 12/80 | 178.6 | 180.0 | 181.6 | 4.5 | 0.9 |
| Primary products | | 331511-P | 12/80 | 177.8 | 179.2 | 180.9 | 4.6 | .9 |
| Standard malleable iron castings | | 331511-A | 06/81 | (³) | (³) | (³) | (³) | (³) |
| Pearlitic malleable iron castings | | 331511-C | 12/03 | 118.2 | 118.3 | 118.3 | 2.9 | 0 |
| Ductile iron pressure pipe and fittings | | 331511-1 | 12/80 | 201.9 | 201.9 | 201.9 | 6.3 | 0 |
| Other ductile iron castings | | 331511-3 | 06/86 | 129.9 | 130.8 | 132.0 | 4.8 | .9 |
| Cast iron pressure pipe and fittings | | 331511-5 | 12/03 | 128.9 | 131.7 | (³) | (³) | (³) |
| Cast iron soil pipe and fittings (incl special fittings), all sizes | | 331511-7 | 12/03 | 131.6 | 143.1 | (³) | (³) | (³) |
| Other gray iron castings | | 331511-9 | 12/03 | 116.3 | 117.3 | 118.9 | 3.0 | 1.4 |
| Secondary products and miscellaneous receipts | | 331511-SM | | | | | | |
| Miscellaneous receipts | | 331511-M | 12/03 | 110.4 | 110.4 | 110.4 | 3.2 | 0 |
| Secondary products | | 331511-S | 12/03 | 128.0 | 128.1 | 128.1 | 4.5 | 0 |
| Steel investment foundries | 331512 | | 06/81 | 207.6 | 219.6 | 219.8 | 7.6 | .1 |
| Primary products | | 331512-P | 06/81 | 201.4 | 213.4 | 213.6 | 8.2 | .1 |
| Hi-temp metal investment castings (iron, nickel, or cobalt-base alloys) | | 331512-02 | 06/93 | 109.3 | 115.8 | 115.9 | 8.1 | .1 |
| Secondary products and miscellaneous receipts | | 331512-SM | | | | | | |
| Secondary products | | 331512-S | 06/81 | 281.1 | 290.9 | 290.9 | .9 | 0 |
| Steel foundries (except investment) | 331513 | | 06/81 | 165.8 | 168.3 | 169.9 | 6.1 | 1.0 |
| Primary products | | 331513-P | 12/03 | 121.7 | 123.8 | 125.0 | 6.7 | 1.0 |
| Cast carbon steel castings | | 331513-1 | 06/81 | 198.1 | 199.1 | 200.6 | 8.3 | .8 |
| High alloy steel castings, except investment | | 331513-3 | 06/81 | 156.4 | 164.4 | 164.4 | 7.8 | 0 |
| Other alloy steel castings, except investment | | 331513-5 | 12/03 | 117.2 | 117.6 | 120.6 | 3.4 | 2.6 |
| Secondary products and miscellaneous receipts | | 331513-SM | | | | | | |
| Miscellaneous receipts | | 331513-M | 12/03 | 101.5 | 101.5 | (³) | (³) | (³) |
| Nonferrous metal foundries | 33152 | | 12/84 | 152.2 | 161.7 | 161.8 | 11.7 | .1 |
| Aluminum die-casting foundries | 331521 | | 06/91 | 120.1 | 125.3 | 126.7 | 8.7 | 1.1 |
| Primary products | | 331521-P | 06/83 | 147.7 | 153.8 | 155.7 | 8.8 | 1.2 |
| Motor vehicle die castings | | 331521-1 | 06/83 | 126.9 | 133.1 | 136.0 | 11.9 | 2.2 |
| Die castings for passenger cars | | 331521-111 | 06/83 | 126.7 | 133.0 | 136.0 | 12.1 | 2.3 |
| Die castings for other motor vehicles | | 331521-112 | 06/83 | 129.6 | 135.5 | 135.9 | 8.0 | .3 |
| Aluminum and aluminum-base alloy die castings, other than motor vehicle | | 331521-4 | 06/98 | 110.5 | 114.3 | 114.8 | 6.3 | .4 |
| Die castings for building and construction | | 331521-411 | 06/83 | 187.0 | 192.2 | 192.2 | 4.0 | 0 |
| Die castings for appliances | | 331521-412 | 06/98 | 118.1 | 122.3 | 124.9 | 10.9 | 2.1 |
| Die castings for computers and electronics | | 331521-416 | 06/83 | 132.1 | 134.5 | 134.1 | 2.4 | -.3 |
| Other die castings, n.e.c. | | 331521-417 | 06/98 | 105.5 | 112.0 | 112.2 | 10.2 | .2 |
| Secondary products and miscellaneous receipts | | 331521-SM | | | | | | |
| Secondary products | | 331521-S | 06/91 | 130.7 | 139.3 | 139.3 | 6.9 | 0 |
| Nonferrous die-castings, except aluminum | 331522 | | 06/91 | 118.9 | 130.2 | 129.3 | 14.2 | -.7 |
| Primary products | | 331522-P | 06/91 | 118.4 | 130.7 | 130.0 | 16.9 | -.5 |
| Zinc and zinc-base alloy die-castings | | 331522-1 | 06/83 | 163.9 | 182.0 | 184.5 | 19.3 | 1.4 |
| Magnesium die-castings | | 331522-2 | 07/83 | 125.5 | 125.5 | (³) | (³) | (³) |
| Other nonferrous die-castings, including lead and copper, except aluminum | | 331522-6 | 06/98 | 114.5 | (³) | 126.4 | 24.7 | (³) |
| Secondary products and miscellaneous receipts | | 331522-SM | | | | | | |
| Secondary products | | 331522-S | 06/91 | 121.3 | 128.3 | 126.7 | 5.2 | -1.2 |
| Aluminum foundries (except die-casting) | 331524 | | 06/91 | 129.6 | 133.6 | 134.0 | 8.2 | .3 |
| Primary products | | 331524-P | 06/91 | 129.8 | 134.3 | 134.8 | 8.8 | .4 |
| Aluminum and aluminum-base alloy sand castings | | 331524-1 | 06/83 | 179.5 | 188.0 | 188.6 | 12.6 | .3 |
| Aluminum and aluminum-base alloy permanent and semipermanent mold castings | | 331524-2 | 06/83 | 140.0 | 144.1 | 145.0 | 6.7 | .6 |
| Investment and other aluminum and aluminum-base alloy castings and cast products | | 331524-3 | 06/83 | 172.5 | 175.2 | 174.2 | 4.6 | -.6 |
| Secondary products and miscellaneous receipts | | 331524-SM | | | | | | |
| Copper foundries (except die-casting) | 331525 | | 06/83 | 211.7 | 236.6 | 245.1 | 33.4 | 3.6 |
| Primary products | | 331525-P | 06/83 | 209.6 | 237.2 | 246.0 | 37.1 | 3.7 |
| Copper and copper-base alloy sand castings | | 331525-411 | 06/83 | 225.6 | 260.1 | 265.6 | 41.5 | 2.1 |
| Other copper and copper-base alloy castings incl. bearings and bushings | | 331525-412 | 06/98 | 112.5 | 117.1 | 130.5 | 21.2 | 11.4 |
| Secondary products and miscellaneous receipts | | 331525-SM | | | | | | |
| Secondary products | | 331525-S | 06/83 | 199.6 | 204.9 | 209.5 | 10.3 | 2.2 |
| Other nonferrous foundries (except die-casting) | 331528 | | 06/83 | 165.5 | 186.3 | 174.1 | 10.0 | -6.5 |
| Primary products | | 331528-P | 06/83 | 155.5 | 175.9 | 163.3 | 9.9 | -7.2 |
| Titanium castings, except die | | 331528-3 | 06/83 | 147.2 | 147.2 | 148.2 | 3.8 | .7 |
| All other nonferrous metal castings, except die | | 331528-7 | 07/92 | 157.0 | 184.4 | 167.7 | .9 | -9.1 |
| Secondary products and miscellaneous receipts | | 331528-SM | | | | | | |
| Fabricated metal product mfg | 332 | | 12/84 | 152.5 | 154.1 | 155.3 | 3.9 | .8 |
| Forging & stamping | 3321 | | 12/03 | 115.3 | 115.9 | 116.5 | 2.6 | .5 |
| Forging & stamping | 33211 | | 12/03 | 115.3 | 115.9 | 116.5 | 2.6 | .5 |

See footnotes at end of table.

Table 5. Producer price indexes for the net output of selected industries and their products, not seasonally adjusted

—Continued

| Industry and product ¹ | Industry code | Product code | Index base | Index | | | Percent change to June 2006 from: | |
|---|---------------|--------------|------------|------------------------|-----------------------|------------------------|-----------------------------------|------------------|
| | | | | Feb. 2006 ² | May 2006 ² | June 2006 ² | June 2005 | May 2006 |
| Iron & steel forging | 332111 | | 12/83 | 133.2 | 133.3 | 133.3 | 3.4 | 0.0 |
| Primary products | | 332111-P | 12/83 | 132.5 | 132.5 | 132.6 | 1.5 | .1 |
| Hot impression die impact, press and upset ferrous forgings | | 332111-5 | 12/83 | 139.3 | 139.3 | 139.6 | 2.3 | .2 |
| Carbon steel | | 332111-511 | 12/83 | 149.9 | 149.9 | 150.2 | .8 | .2 |
| Alloy steel, except stainless and high-temperature | | 332111-513 | 12/83 | 121.2 | 121.1 | 121.1 | 3.3 | 0 |
| Stainless steel | | 332111-515 | 12/83 | 188.2 | 188.2 | 190.4 | 9.6 | 1.2 |
| Seamless rolled-ring ferrous forgings | | 332111-7 | 12/83 | 116.8 | (³) | (³) | (³) | (³) |
| Open die or smith (hammer or press) ferrous forgings | | 332111-8 | 12/83 | (³) | (³) | (³) | (³) | (³) |
| Secondary products and miscellaneous receipts | | 332111-SM | | | | | | |
| Secondary products | | 332111-S | 12/83 | 134.5 | 134.5 | 134.5 | 28.8 | 0 |
| Nonferrous forging | 332112 | | 12/83 | 157.7 | (³) | 162.0 | 9.6 | (³) |
| Primary products | | 332112-P | 12/83 | 166.8 | (³) | 170.5 | 9.4 | (³) |
| Hot impression die impact, press and upset nonferrous forgings | | 332112-5 | 12/83 | 167.8 | (³) | 171.5 | 9.4 | (³) |
| Aluminum and aluminum alloy | | 332112-521 | 12/83 | 190.6 | (³) | (³) | (³) | (³) |
| Titanium and titanium alloy | | 332112-523 | 12/83 | 133.8 | (³) | 143.9 | 21.6 | (³) |
| Other nonferrous hot impression die forgings | | 332112-527 | 06/98 | 108.3 | (³) | (³) | (³) | (³) |
| Secondary products and miscellaneous receipts | | 332112-SM | | | | | | |
| Secondary products | | 332112-S | 12/83 | 112.1 | (³) | (³) | (³) | (³) |
| Custom roll forming | 332114 | | 12/03 | 124.1 | 124.5 | 124.6 | -2.4 | .1 |
| Primary products | | 332114-P | 12/84 | 146.1 | 146.8 | 146.9 | -9 | .1 |
| Custom roll forming | | 332114-8 | 06/90 | 141.9 | 142.5 | 142.6 | -9 | .1 |
| Secondary products and miscellaneous receipts | | 332114-SM | | | | | | |
| Secondary products | | 332114-S | 12/84 | 123.0 | 122.9 | (³) | (³) | (³) |
| Crowns and closure mfg | 332115 | | 12/83 | 164.0 | 173.8 | 173.8 | 4.6 | 0 |
| Primary products | | 332115-P | 12/83 | 163.4 | 173.9 | 173.9 | 4.9 | 0 |
| Metal stamping | 332116 | | 06/84 | 152.1 | 152.6 | 153.2 | 2.3 | .4 |
| Primary products | | 332116-P | 12/03 | 116.9 | 117.3 | 117.8 | 2.4 | .4 |
| Metal job stampings, except automotive | | 332116-1 | 06/84 | 151.2 | 151.2 | 151.2 | 1.5 | 0 |
| Other stamped and pressed metal end products | | 332116-5 | 06/84 | 140.9 | 142.8 | 143.6 | 3.9 | .6 |
| Secondary products and miscellaneous receipts | | 332116-SM | | | | | | |
| Miscellaneous receipts | | 332116-M | 12/03 | 102.1 | (³) | (³) | (³) | (³) |
| Secondary products | | 332116-S | 12/03 | 107.1 | 107.5 | 107.3 | 1.4 | -.2 |
| Powder metallurgy part mfg | 332117 | | 12/03 | 102.9 | 103.2 | 105.6 | 3.4 | 2.3 |
| Primary products | | 332117-P | 12/03 | 103.2 | 103.5 | 106.1 | 3.6 | 2.5 |
| Powder metallurgy parts | | 332117-0 | 12/91 | 105.9 | 106.2 | 108.9 | 3.7 | 2.5 |
| Secondary products and miscellaneous receipts | | 332117-SM | | | | | | |
| Secondary products | | 332117-S | 12/03 | 98.9 | (³) | (³) | (³) | (³) |
| Cutlery & handtool mfg | 3322 | | 12/03 | 108.2 | 109.1 | 109.1 | 4.2 | 0 |
| Cutlery & handtool mfg | 33221 | | 12/03 | 108.2 | 109.1 | 109.1 | 4.2 | 0 |
| Cutlery & flatware (exc precious) mfg | 332211 | | 12/83 | 179.0 | 178.5 | 178.5 | 2.6 | 0 |
| Primary products | | 332211-P | 12/83 | 189.9 | 189.9 | 189.9 | 2.8 | 0 |
| Cutlery, scissors, shears, trimmers, and snips | | 332211-1 | 12/83 | 174.8 | 174.8 | 174.8 | 3.0 | 0 |
| Cutlery | | 332211-11A | 12/00 | 112.6 | 112.6 | 112.6 | 2.0 | 0 |
| Scissors and shears | | 332211-11B | 12/00 | 111.1 | 111.1 | 111.1 | 3.1 | 0 |
| Other knives (Incl. pocket, pen, and replacement blade knives) | | 332211-11C | 12/00 | 109.6 | 109.6 | 109.6 | 4.1 | 0 |
| Razors and razor blades, except electric | | 332211-2 | 12/83 | 202.0 | 202.0 | (³) | (³) | (³) |
| Secondary products and miscellaneous receipts | | 332211-SM | | | | | | |
| Miscellaneous receipts | | 332211-M | 03/87 | 25.9 | 25.9 | 25.9 | 0 | 0 |
| Secondary products | | 332211-S | 12/83 | 164.9 | 158.9 | 158.9 | 1.9 | 0 |
| Hand and edge tools, except machine tools and handsaws | 332212 | | 06/83 | 182.1 | 183.7 | 184.0 | 5.2 | .2 |
| Primary products | | 332212-P | 06/83 | 190.4 | 192.3 | 192.5 | 5.9 | .1 |
| Mechanics' hand service tools | | 332212-1 | 06/83 | 199.7 | 202.5 | 202.3 | 1.5 | -.1 |
| Pliers | | 332212-111 | 06/83 | 194.4 | 194.7 | 194.7 | .9 | 0 |
| Solid joint pliers | | 332212-11113 | 06/83 | 200.7 | 201.2 | 201.2 | 1.3 | 0 |
| Wrenches | | 332212-113 | 06/83 | 216.1 | 218.1 | 218.1 | 1.0 | 0 |
| Sockets, drives, extensions, etc. for hand-operated socket wrenches | | 332212-11321 | 06/83 | 235.8 | 239.4 | 239.4 | 1.7 | 0 |
| Combination open-end and box wrenches | | 332212-11324 | 06/83 | 189.1 | 189.5 | 189.5 | .2 | 0 |
| Torque wrenches | | 332212-11325 | 06/83 | (³) | (³) | (³) | (³) | (³) |
| Adjustable wrenches, including pipe wrenches | | 332212-11326 | 06/83 | 196.4 | 196.4 | (³) | (³) | (³) |
| All other wrenches | | 332212-11327 | 06/83 | 171.5 | 173.5 | 173.5 | 1.6 | 0 |
| Screwdrivers | | 332212-114 | 06/83 | 161.9 | 167.3 | 167.3 | 3.1 | 0 |
| Tools for automotive use, excluding jacks | | 332212-116 | 06/83 | 203.5 | 203.5 | 208.7 | 2.9 | 2.6 |
| All other mechanics' hand service tools | | 332212-117 | 06/83 | 198.5 | 202.8 | 202.0 | 2.2 | -.4 |
| Edge tools, hand operated | | 332212-3 | 06/96 | 120.5 | 120.5 | 120.5 | 1.1 | 0 |
| Professional and craft edge hand tools | | 332212-385 | 06/83 | 195.5 | 195.5 | 195.5 | 0 | 0 |
| All other edge tools | | 332212-398 | 06/96 | 63.4 | 63.5 | 63.5 | 1.3 | 0 |
| Dies and interchangeable cutting tools, for machines and power-driven handtools | | 332212-5 | 06/96 | 122.6 | 123.7 | 125.6 | 33.3 | 1.5 |

See footnotes at end of table.

Table 5. Producer price indexes for the net output of selected industries and their products, not seasonally adjusted
—Continued

| Industry and product ¹ | Industry code | Product code | Index base | Index | | | Percent change to June 2006 from: | |
|--|---------------|--------------|------------|------------------------|-----------------------|------------------------|-----------------------------------|------------------|
| | | | | Feb. 2006 ² | May 2006 ² | June 2006 ² | June 2005 | May 2006 |
| Hand and edge tools, except machine tools and handsaws—Continued | | | | | | | | |
| Cutting dies, excluding dies for cutting metal | | 332212-551 | 07/83 | 111.8 | 111.4 | 111.4 | -2.2 | 0.0 |
| Other hand tools, n.e.c. | | 332212-7 | 06/83 | 184.6 | 185.9 | 185.5 | 2.4 | -.2 |
| Shovels, spades, scoops, telegraph spoons, and scrapers | | 332212-711 | 06/83 | 228.2 | 228.3 | 228.3 | 1.2 | 0 |
| Light forged hammers, under 4 lbs, excluding ball peen hammers | | 332212-721 | 06/83 | 159.9 | 159.9 | 159.9 | .6 | 0 |
| Steel goods, including forks, hoes, rakes, weeders, etc. | | 332212-741 | 06/83 | 210.4 | 210.4 | 210.4 | 2.8 | 0 |
| Soldering irons | | 332212-781 | 06/89 | 167.1 | 168.9 | (³) | (³) | (³) |
| Other hand tools, excluding edge and machine tools | | 332212-798 | 06/83 | 172.4 | 174.2 | 173.5 | 2.2 | -.4 |
| Precision measuring tools (inspection, quality control, tool room, and machinist | | 332212-9 | 06/83 | 169.1 | 170.1 | 170.1 | 3.0 | 0 |
| Secondary products and miscellaneous receipts | | 332212-SM | | | | | | |
| Miscellaneous receipts | | 332212-M | 06/83 | 120.8 | 120.8 | 120.8 | 1.2 | 0 |
| Secondary products | | 332212-S | 06/83 | 187.4 | 189.6 | 189.6 | 2.4 | 0 |
| Saw blade & handsaw mfg | 332213 | | 06/83 | 148.0 | 151.6 | 150.7 | 3.6 | -.6 |
| Primary products | | 332213-P | 06/83 | 152.1 | 153.7 | 153.7 | 1.8 | 0 |
| Handsaws and handsaw blades | | 332213-1 | 06/83 | 162.3 | 164.1 | 164.1 | 1.9 | 0 |
| Secondary products and miscellaneous receipts | | 332213-SM | | | | | | |
| Secondary products | | 332213-S | 06/83 | 119.5 | 119.5 | (³) | (³) | (³) |
| Kitchen utensil, pot & pan mfg | 332214 | | 12/03 | 106.1 | 107.3 | 106.9 | 2.2 | -.4 |
| Primary products | | 332214-P | 12/03 | 106.7 | 107.2 | 107.2 | 2.1 | 0 |
| Stamped and spun utensils, cooking and kitchen, aluminum | | 332214-1 | 06/84 | 156.7 | 156.9 | 156.9 | .2 | 0 |
| Stamped and spun utensils, cooking and kitchen, except aluminum | | 332214-3 | 06/84 | 174.9 | 176.3 | 176.3 | 4.3 | 0 |
| Secondary products and miscellaneous receipts | | 332214-SM | | | | | | |
| Secondary products | | 332214-S | 12/03 | 107.1 | 113.7 | 115.5 | 8.8 | 1.6 |
| Architectural & structural metals mfg | 3323 | | 12/03 | 119.8 | 121.1 | 122.5 | 3.7 | 1.2 |
| Plate work & fabricated structural prod mfg | 33231 | | 12/03 | 125.7 | 126.9 | 128.5 | 3.5 | 1.3 |
| Prefabricated metal building and component manufacturing | 332311 | | 12/81 | 202.7 | 204.2 | 207.7 | -.1 | 1.7 |
| Primary products | | 332311-P | 12/81 | 205.2 | 206.5 | 209.7 | -.9 | 1.5 |
| Prefabricated metal building systems (excluding farm service bldgs. & residential buildings) | | 332311-1 | 12/81 | 189.0 | 190.3 | 193.8 | -2.1 | 1.8 |
| Other prefabricated and portable metal buildings and parts | | 332311-2 | 12/81 | 246.1 | 247.4 | 249.9 | 2.0 | 1.0 |
| Other prefabricated metal buildings | | 332311-224 | 12/97 | 168.4 | 169.1 | 169.5 | 1.3 | .2 |
| Panels, parts, or sections for prefab bldgs., not sold as a complete unit, steel & aluminum | | 332311-254 | 12/81 | 227.3 | 228.9 | 235.4 | 3.9 | 2.8 |
| Secondary products and miscellaneous receipts | | 332311-SM | | | | | | |
| Miscellaneous receipts | | 332311-M | 12/81 | 148.0 | 153.2 | 153.3 | 6.2 | .1 |
| Secondary products | | 332311-S | 12/81 | 202.9 | 203.2 | 219.3 | 10.8 | 7.9 |
| Fabricated structural metal manufacturing | 332312 | | 12/03 | 125.5 | 127.1 | 128.1 | 4.8 | .8 |
| Primary products | | 332312-P | 06/82 | 173.3 | 175.6 | 176.7 | 5.1 | .6 |
| Fabricated structural metal for buildings | | 332312-1 | 06/82 | 168.3 | 169.6 | 170.8 | 5.2 | .7 |
| Iron and steel for industrial buildings | | 332312-121 | 06/82 | 189.3 | 190.6 | 192.9 | 7.6 | 1.2 |
| Iron and steel for commercial building | | 332312-122 | 06/82 | 133.9 | 135.0 | 135.5 | 2.7 | .4 |
| Iron and steel residential buildings | | 332312-123 | 06/87 | 165.0 | 167.7 | 165.5 | .7 | -1.3 |
| Iron and steel for other buildings, and aluminum for all types of buildings | | 332312-173 | 12/00 | 114.2 | 115.1 | 116.0 | 5.6 | .8 |
| Fabricated structural metal for bridges, trestles, and viaducts | | 332312-2 | 06/82 | 136.6 | 136.7 | 136.7 | 1.3 | 0 |
| Other fabricated structural metal | | 332312-3 | 06/82 | 193.5 | 198.5 | 199.8 | 5.7 | .7 |
| Secondary products and miscellaneous receipts | | 332312-SM | | | | | | |
| Miscellaneous receipts | | 332312-M | 06/87 | 146.0 | 148.2 | 153.0 | 5.4 | 3.2 |
| Secondary products | | 332312-S | 06/82 | 180.1 | 180.1 | 180.1 | 1.4 | 0 |
| Plate work manufacturing | 332313 | | 12/03 | 110.4 | 110.4 | 113.0 | 3.1 | 2.4 |
| Primary products | | 332313-P | 12/03 | 108.3 | 108.3 | 111.4 | 3.2 | 2.9 |
| Plate work manufacturing | | 332313-2 | 03/80 | 164.2 | 164.2 | 168.9 | 3.2 | 2.9 |
| Secondary products and miscellaneous receipts | | 332313-SM | | | | | | |
| Secondary products | | 332313-S | 03/80 | 201.0 | 201.0 | (³) | (³) | (³) |
| Ornamental & architectural metal prod mfg | 33232 | | 12/03 | 115.5 | 117.0 | 118.3 | 4.0 | 1.1 |
| Metal window and door manufacturing | 332321 | | 06/83 | 181.1 | 184.6 | 183.1 | 3.9 | -.8 |
| Primary products | | 332321-P | 06/83 | 186.9 | 190.6 | 188.9 | 4.1 | -.9 |
| Metal doors and frames, except storm doors | | 332321-1 | 06/83 | 189.5 | 190.1 | 189.7 | 2.8 | -.2 |
| Aluminum doors (excluding shower doors and tub enclosures) | | 332321-11 | 06/83 | 188.6 | 189.7 | 189.3 | 4.2 | -.2 |
| Iron and steel doors (excluding shower doors and tub enclosures) | | 332321-12 | 06/83 | 179.0 | 178.7 | 179.0 | 2.6 | .2 |
| Iron and steel industrial doors | | 332321-121 | 06/83 | (³) | (³) | (³) | (³) | (³) |
| Iron and steel residential doors | | 332321-122 | 06/83 | 178.8 | 178.1 | 178.5 | 4.2 | .2 |
| Iron and steel commercial and institutional doors | | 332321-123 | 06/83 | 184.7 | 185.0 | 185.2 | .7 | .1 |
| Other metal doors, metal door frames, and shower doors and tub enclosures | | 332321-18 | 06/97 | 129.8 | 132.4 | 129.9 | 1.7 | -1.9 |
| Metal window sash and frames, except storm sash | | 332321-2 | 06/83 | 177.0 | 178.6 | 177.4 | 3.2 | -.7 |
| Metal molding and trim and storefronts | | 332321-3 | 06/83 | 300.7 | 336.8 | 322.9 | 13.5 | -4.1 |
| Metal combination screen, storm sash, and storm doors | | 332321-4 | 06/83 | 156.0 | 158.9 | 158.9 | 4.1 | 0 |

See footnotes at end of table.

Table 5. Producer price indexes for the net output of selected industries and their products, not seasonally adjusted
—Continued

| Industry and product ¹ | Industry code | Product code | Index base | Index | | | Percent change to June 2006 from: | |
|---|---------------|--------------|------------|------------------------|-----------------------|------------------------|-----------------------------------|------------------|
| | | | | Feb. 2006 ² | May 2006 ² | June 2006 ² | June 2005 | May 2006 |
| Metal window and door manufacturing—Continued | | | | | | | | |
| Metal windows and door screens, (except combination) and metal weatherstrip | | 332321-5 | 06/83 | 159.6 | 159.8 | 159.8 | 0.0 | 0.0 |
| Secondary products and miscellaneous receipts | | 332321-SM | | | | | | |
| Miscellaneous receipts | | 332321-M | 07/83 | 136.3 | 141.7 | 139.6 | 4.4 | -1.5 |
| Secondary products | | 332321-S | 06/83 | 158.7 | 159.5 | 159.8 | 1.8 | .2 |
| Sheet metal work mfg | 332322 | | 12/82 | 166.9 | 168.6 | 171.8 | 4.2 | 1.9 |
| Primary products | | 332322-P | 12/82 | 169.1 | 171.0 | 174.0 | 4.3 | 1.8 |
| Sheet metal roof ventilators, louvers, & dampers for heating, ventilation, a-c | | 332322-B | 12/03 | 114.4 | 113.1 | 114.3 | .6 | 1.1 |
| Other sheet metal work | | 332322-E | 12/03 | 109.4 | 109.7 | 110.0 | 2.4 | .3 |
| Sheet metal air-conditioning ducts and stove pipe | | 332322-1 | 12/03 | 126.6 | 127.2 | 133.0 | 6.1 | 4.6 |
| Sheet metal roofing and roof drainage equipment | | 332322-7 | 12/03 | 122.1 | 124.6 | 127.4 | 7.2 | 2.2 |
| Sheet metal flooring and siding | | 332322-9 | 12/03 | 119.3 | 121.7 | 124.2 | 6.2 | 2.1 |
| Secondary products and miscellaneous receipts | | 332322-SM | | | | | | |
| Miscellaneous receipts | | 332322-M | 12/03 | 103.4 | 100.7 | 106.9 | -.7 | 6.2 |
| Secondary products | | 332322-S | 12/03 | 110.1 | 113.3 | 113.0 | 5.4 | -.3 |
| Ornamental and architectural metal work manufacturing | 332323 | | 12/83 | 187.8 | 188.4 | 193.9 | 3.9 | 2.9 |
| Primary products | | 332323-P | 12/83 | 193.9 | 194.6 | 197.5 | 2.4 | 1.5 |
| Grilles, registers, and air diffusers | | 332323-A | 12/97 | 112.0 | 113.6 | 114.2 | 1.7 | .5 |
| Stairs, railings, fences, and gates (other than wire) | | 332323-2 | 12/97 | 129.6 | 130.5 | 130.9 | 1.9 | .3 |
| Stairs, staircases, and fire escapes | | 332323-213 | 12/83 | 162.6 | 164.6 | 164.6 | 2.3 | 0 |
| Fences, gates, railings, and window guards | | 332323-214 | 12/97 | 126.0 | 126.1 | 127.0 | 1.4 | .7 |
| Open flooring, grating, and studs | | 332323-3 | 12/97 | 156.5 | 154.0 | 159.8 | 4.6 | 3.8 |
| Other architectural and ornamental metal work | | 332323-5 | 12/97 | 126.7 | 127.6 | 130.0 | 2.5 | 1.9 |
| Iron and steel | | 332323-511 | 12/97 | 134.7 | 135.9 | 139.3 | 3.1 | 2.5 |
| Aluminum and metals other than iron and steel | | 332323-512 | 12/88 | 127.8 | 128.0 | 128.0 | .8 | 0 |
| Secondary products and miscellaneous receipts | | 332323-SM | | | | | | |
| Miscellaneous receipts | | 332323-M | 12/84 | 119.8 | 119.9 | 160.9 | 34.5 | 34.2 |
| Secondary products | | 332323-S | 12/83 | 157.6 | 157.6 | 157.6 | 2.9 | 0 |
| Boiler, tank & shipping container mfg | 3324 | | 12/03 | 118.7 | 120.2 | 120.9 | 4.0 | .6 |
| Power boiler & heat exchanger mfg | 33241 | | 12/03 | 128.5 | 133.1 | 133.8 | 9.7 | .5 |
| Power boiler and heat exchanger manufacturing | 332410 | | 12/03 | 128.6 | 133.2 | 133.9 | 9.7 | .5 |
| Primary products | | 332410-P | 12/03 | 128.7 | 133.3 | 133.9 | 11.0 | .5 |
| Fabricated heat exchangers and steam condensers (except for nuclear applications) | | 332410-1 | 03/80 | 277.0 | 286.7 | 287.9 | 13.4 | .4 |
| Fabricated bare tube industrial heat exchangers, closed types except nuclear | | 332410-11 | 03/80 | 276.4 | 288.7 | 303.2 | 15.5 | 5.0 |
| Fabricated fin tube industrial heat exchangers, closed types (except for nuclear) | | 332410-12 | 03/80 | 267.9 | (³) | 267.9 | 14.1 | (³) |
| Steel power boilers parts and attachments (except for nuclear applications) | | 332410-3 | 03/80 | 189.5 | 196.4 | 197.4 | 4.9 | .5 |
| Secondary products and miscellaneous receipts | | 332410-SM | | | | | | |
| Secondary products | | 332410-S | 03/80 | 196.9 | (³) | (³) | (³) | (³) |
| Metal tank (heavy gauge) mfg | 33242 | | 12/03 | 123.5 | 124.2 | 126.3 | 4.6 | 1.7 |
| Metal tanks (heavy gauge) manufacturing | 332420 | | 12/03 | 123.5 | 124.2 | 126.2 | 4.6 | 1.6 |
| Primary products | | 332420-P | 12/03 | 125.3 | 126.0 | 127.9 | 4.7 | 1.5 |
| Gas cylinders | | 332420-4 | 03/80 | 154.2 | 156.3 | 158.0 | 2.6 | 1.1 |
| Metal tanks, complete at factory (standard line pressure) | | 332420-5 | 03/80 | 176.0 | 176.0 | 178.1 | 1.8 | 1.2 |
| Metal tanks, complete at factory (standard line nonpressure) | | 332420-7 | 03/80 | 215.0 | 215.9 | 218.9 | 6.1 | 1.4 |
| Metal tanks and vessels, custom fabricated at the factory | | 332420-8 | 03/80 | 223.0 | 225.4 | 230.4 | 8.5 | 2.2 |
| Metal tanks and vessels, custom fabricated and field erected | | 332420-9 | 03/80 | 200.0 | 200.8 | 203.1 | 3.1 | 1.1 |
| Secondary products and miscellaneous receipts | | 332420-SM | | | | | | |
| Miscellaneous receipts | | 332420-M | 12/86 | 143.4 | 143.4 | 158.3 | 11.1 | 10.4 |
| Secondary products | | 332420-S | 03/80 | 171.6 | 171.7 | 171.7 | .6 | 0 |
| Light gauge metal container mfg | 33243 | | 12/84 | 120.1 | 121.2 | 121.3 | 2.0 | .1 |
| Metal can mfg | 332431 | | 06/81 | 124.2 | 125.7 | 125.6 | 1.2 | -.1 |
| Primary products | | 332431-P | 06/81 | 122.3 | 123.9 | 123.8 | .8 | -.1 |
| Steel cans | | 332431-1 | 06/81 | 153.0 | 154.0 | 153.9 | .9 | -.1 |
| Food and beverage steel cans including lids, ends, and parts shipped separately | | 332431-181 | 12/01 | 121.7 | 122.5 | 122.5 | .2 | 0 |
| Other steel cans | | 332431-191 | 12/01 | 111.8 | 112.9 | 112.6 | 4.7 | -.3 |
| Aluminum cans | | 332431-2 | 06/81 | 98.4 | 100.1 | 100.1 | .7 | 0 |
| Secondary products and miscellaneous receipts | | 332431-SM | | | | | | |
| Secondary products | | 332431-S | 06/81 | 177.4 | 177.4 | (³) | (³) | (³) |
| Other metal container mfg | 332439 | | 12/03 | 126.7 | 126.0 | 126.9 | 6.2 | .7 |
| Primary products | | 332439-P | 12/03 | 127.8 | 127.0 | 128.0 | 4.9 | .8 |
| Steel pails, 1 to 12 gallon capacity and fabricated steel boxes | | 332439-1 | 06/83 | 200.4 | 200.4 | 202.3 | (³) | .9 |

See footnotes at end of table.

Table 5. Producer price indexes for the net output of selected industries and their products, not seasonally adjusted
—Continued

| Industry and product ¹ | Industry code | Product code | Index base | Index | | | Percent change to June 2006 from: | |
|--|---------------|--------------|------------|------------------------|-----------------------|------------------------|-----------------------------------|------------------|
| | | | | Feb. 2006 ² | May 2006 ² | June 2006 ² | June 2005 | May 2006 |
| Steel shipping barrels & drums, exc. beer barrels (more than 12 gallon capacity) | | 332439-3 | 06/83 | 221.3 | 219.1 | 221.3 | 7.0 | 1.0 |
| Other metal container manufacturing | | 332439-5 | 12/03 | 111.7 | 111.1 | 111.2 | 2.1 | .1 |
| Secondary products and miscellaneous receipts | | 332439-SM | | | | | | |
| Miscellaneous receipts | | 332439-M | 12/05 | 100.0 | 100.0 | 100.0 | (³) | 0 |
| Secondary products | | 332439-S | 12/03 | 131.4 | 131.4 | (³) | (³) | (³) |
| Hardware mfg | 3325 | | 12/03 | 108.5 | 108.9 | 109.8 | 2.4 | .8 |
| Hardware mfg | 33251 | | 12/03 | 108.5 | 108.9 | 109.8 | 2.4 | .8 |
| Hardware mfg | 332510 | | 06/85 | 145.6 | 146.1 | 147.3 | 2.4 | .8 |
| Primary products | | 332510-P | 06/85 | 144.9 | 145.5 | 146.7 | 2.7 | .8 |
| Furniture hardware (excluding cabinet hardware) | | 332510-1 | 06/85 | 173.6 | 174.8 | 174.5 | .2 | -.2 |
| Builders hardware, including fabricated metal safes and vaults | | 332510-3 | 06/85 | 160.1 | 161.3 | 163.9 | 4.5 | 1.6 |
| Padlocks including pin/non-pin tumbler all other padlocks | | 332510-315 | 06/85 | 149.2 | 149.5 | 157.2 | 5.9 | 5.2 |
| Doorlocks, locksets, and locktrim, except mortise deadlocks | | 332510-321 | 06/85 | 169.1 | 171.2 | 176.7 | 4.7 | 3.2 |
| Cabinet hardware | | 332510-361 | 06/85 | 171.9 | 171.8 | 171.1 | .7 | -.4 |
| Other builders hardware, nec (including metal safes and vaults) | | 332510-377 | 06/98 | 118.5 | 119.2 | 119.8 | 4.8 | .5 |
| Motor vehicle hardware | | 332510-5 | 06/85 | 114.0 | 114.0 | 114.1 | .2 | .1 |
| Other transportation equipment hardware, except motor vehicle hardware | | 332510-7 | 06/85 | 252.8 | 253.0 | 253.9 | 4.0 | .4 |
| Other hardware, nec | | 332510-9 | 06/85 | 163.1 | 162.9 | 164.3 | 2.8 | .9 |
| Secondary products and miscellaneous receipts | | 332510-SM | | | | | | |
| Miscellaneous receipts | | 332510-M | 07/85 | 156.5 | 156.5 | 157.1 | .4 | .4 |
| Secondary products | | 332510-S | 06/85 | 152.6 | 152.2 | 152.4 | .2 | .1 |
| Spring & wire product mfg | 3326 | | 12/03 | 116.4 | 116.9 | 117.0 | 2.9 | .1 |
| Spring & wire product mfg | 33261 | | 12/03 | 116.4 | 116.9 | 117.0 | 2.9 | .1 |
| Spring (heavy gauge) mfg | 332611 | | 06/81 | 143.2 | 144.0 | 143.9 | 3.7 | -.1 |
| Primary products | | 332611-P | 06/81 | 143.9 | 145.4 | 145.3 | 3.9 | -.1 |
| Hot formed steel springs (except wire) | | 332611-1 | 06/81 | 148.1 | 148.8 | 148.7 | 4.4 | -.1 |
| Cold formed steel springs (except wire) | | 332611-3 | 06/81 | 136.7 | 139.6 | (³) | (³) | (³) |
| Secondary products and miscellaneous receipts | | 332611-SM | | | | | | |
| Secondary products | | 332611-S | 06/81 | 153.6 | 148.9 | (³) | (³) | (³) |
| Spring (light gauge) mfg | 332612 | | 12/82 | 144.4 | 144.4 | 144.4 | .3 | 0 |
| Primary products | | 332612-P | 12/82 | 148.6 | 148.6 | 148.6 | .3 | 0 |
| Precision mechanical springs | | 332612-2 | 12/82 | 151.0 | 151.0 | 151.0 | 1.7 | 0 |
| Precision mechanical compression-type wire springs | | 332612-213 | 06/01 | 103.4 | 103.4 | 103.4 | 1.2 | 0 |
| Precision mechanical extension and torsion-type wire springs | | 332612-216 | 06/01 | 124.5 | 124.5 | 124.5 | 2.3 | 0 |
| Other wire springs | | 332612-3 | 12/82 | 146.4 | 146.4 | 146.4 | -.5 | 0 |
| Secondary products and miscellaneous receipts | | 332612-SM | | | | | | |
| Miscellaneous receipts | | 332612-M | 06/95 | 103.4 | 103.4 | 103.4 | 0 | 0 |
| Secondary products | | 332612-S | 12/82 | 115.9 | 115.9 | 115.9 | 0 | 0 |
| Other fabricated wire products | 332618 | | 12/82 | 158.2 | 159.2 | 159.2 | 3.8 | 0 |
| Primary products | | 332618-P | 12/82 | 153.7 | 154.8 | 154.8 | 4.3 | 0 |
| Other fab. fer. wire products, exc springs, not made in plants that draw wire | | 332618-B | 12/82 | 164.0 | 165.7 | 166.9 | 7.1 | .7 |
| Ferrous wire cloth & other ferrous woven wire products, not made in plants that | | 332618-3 | 12/82 | 135.6 | 136.3 | 136.6 | -.2 | .2 |
| Nonfer wire cloth & other nonfer woven wire products, not made in plants | | 332618-5 | 12/82 | 93.3 | (³) | (³) | (³) | (³) |
| Steel nail, staples, tacks, spikes, & brads, not made in plants that draw wire | | 332618-9 | 12/03 | (³) | (³) | (³) | (³) | (³) |
| Secondary products and miscellaneous receipts | | 332618-SM | | | | | | |
| Miscellaneous receipts | | 332618-M | 12/82 | 197.2 | 197.2 | 197.2 | -.1 | 0 |
| Secondary products | | 332618-S | 12/82 | 173.6 | 173.9 | 177.6 | 2.5 | 2.1 |
| Mach shops, turn prod, screw, nut, bolt mfg | 3327 | | 12/03 | 110.0 | 111.0 | 111.8 | 2.9 | .7 |
| Machine shops | 33271 | | 12/03 | 108.1 | 108.4 | 108.7 | 1.2 | .3 |
| Machine shops | 332710 | | 06/84 | 143.8 | 144.1 | 144.5 | 1.1 | .3 |
| Primary products | | 332710-P | 06/84 | 138.2 | 138.5 | 139.0 | .9 | .4 |
| Machine shops | | 332710-1 | 06/84 | 137.2 | 137.6 | 138.0 | 1.0 | .3 |
| Secondary products and miscellaneous receipts | | 332710-SM | | | | | | |
| Secondary products | | 332710-S | 06/84 | 182.4 | 183.2 | 183.2 | 6.9 | 0 |
| Turned product & screw, nut & bolt mfg | 33272 | | 12/84 | 140.6 | 143.4 | 145.5 | 6.0 | 1.5 |
| Precision turned product mfg | 332721 | | 12/83 | 143.6 | 147.8 | 152.0 | 9.8 | 2.8 |
| Primary products | | 332721-P | 12/83 | 141.2 | 143.5 | 147.4 | 7.1 | 2.7 |
| Automotive screw machine products | | 332721-1 | 12/83 | 128.5 | 131.5 | 135.5 | 6.2 | 3.0 |
| Other screw machine products | | 332721-2 | 12/83 | 147.5 | 149.5 | 153.3 | 7.5 | 2.5 |
| Aircraft | | 332721-222 | 12/83 | 144.0 | 144.0 | 144.2 | .1 | .1 |
| Household appliances, including radio and television | | 332721-242 | 12/83 | 178.6 | 179.4 | (³) | (³) | (³) |
| Electric and electronic equipment, except household appliances | | 332721-252 | 12/88 | 119.6 | 124.2 | 128.1 | 7.6 | 3.1 |

See footnotes at end of table.

Table 5. Producer price indexes for the net output of selected industries and their products, not seasonally adjusted

—Continued

| Industry and product ¹ | Industry code | Product code | Index base | Index | | | Percent change to June 2006 from: | |
|--|---------------|--------------|------------|------------------------|-----------------------|------------------------|-----------------------------------|------------------|
| | | | | Feb. 2006 ² | May 2006 ² | June 2006 ² | June 2005 | May 2006 |
| Precision turned product mfg—Continued | | | | | | | | |
| Machinery | | 332721-262 | 12/83 | 116.6 | 116.6 | 119.1 | 2.1 | 2.1 |
| All other end uses, including ordnance | | 332721-298 | 12/83 | 146.6 | 148.7 | 151.4 | 8.1 | 1.8 |
| Secondary products and miscellaneous receipts | | 332721-SM | | | | | | |
| Miscellaneous receipts | | 332721-M | 12/88 | 142.6 | (³) | (³) | (³) | (³) |
| Secondary products | | 332721-S | 12/83 | 157.8 | 157.8 | 157.8 | 0 | 0 |
| Bolt, nut, screw, rivet & washer mfg | 332722 | | 06/82 | 149.4 | 150.8 | 150.9 | 2.1 | .1 |
| Primary products | | 332722-P | 06/82 | 150.1 | 151.7 | 151.9 | 2.4 | .1 |
| Externally threaded metal fasteners, except aircraft | | 332722-4 | 06/82 | 141.4 | 142.4 | 142.3 | 2.2 | -.1 |
| Hex bolts, including heavy, tap-and-joint, excluding high strength structural | | 332722-412 | 06/82 | 152.3 | 154.2 | 152.9 | -5 | -8 |
| other metal bolts, incl. square, round, plow, high-strength structural & bent | | 332722-419 | 12/99 | 149.0 | 149.0 | 149.0 | 5.2 | 0 |
| Cap, set, machine, lag, flange, and self-locking screws | | 332722-439 | 12/87 | 153.9 | 154.7 | 154.7 | 3.2 | 0 |
| tapping screws incl flat, hex, oval & pan; wood screws incl flat, oval & | | | | | | | | |
| round | | 332722-445 | 06/82 | 139.1 | 141.8 | 141.6 | 1.9 | -.1 |
| Other externally threaded metal fasteners, including studs | | 332722-489 | 12/99 | 105.7 | 105.9 | 106.3 | 1.1 | .4 |
| Internally threaded fasteners, exc aircraft | | 332722-5 | 06/82 | 107.1 | 107.2 | 107.6 | 1.5 | .4 |
| Nonthreaded fasteners, exc aircraft | | 332722-6 | 06/82 | 167.3 | 167.4 | 167.6 | 1.8 | .1 |
| Aircraft/aerospace fasteners | | 332722-7 | 06/82 | 204.3 | 213.0 | 213.8 | 5.2 | .4 |
| Other formed fasteners incl auto, hshd, aircraft & ordnance (not plastic) | | 332722-8 | 06/82 | 140.9 | 140.9 | 140.9 | .9 | 0 |
| Secondary products and miscellaneous receipts | | 332722-SM | | | | | | |
| Miscellaneous receipts | | 332722-M | 06/82 | 170.9 | 170.9 | 170.9 | -1.6 | 0 |
| Secondary products | | 332722-S | 06/82 | 112.1 | 112.9 | 112.9 | 1.9 | 0 |
| Coating/engrave/heat treating & other activity | 3328 | | 12/03 | 107.0 | 111.0 | 111.0 | 6.7 | 0 |
| Coating/engrave/heat treating & other activity | 33281 | | 12/84 | 147.2 | 152.7 | 152.7 | 6.7 | 0 |
| Metal heat treating | 332811 | | 06/85 | 125.1 | 126.0 | 125.6 | 2.5 | -.3 |
| Primary products | | 332811-P | 06/85 | 125.8 | 126.8 | 126.3 | 2.7 | -.4 |
| Metal heat treating services-New England (MA-RI-CT) | | 332811-1 | 06/90 | 110.9 | 110.9 | 110.9 | 1.5 | 0 |
| Metal heat treating services-Middle Atlantic (NY-NJ-E.PA-MD) | | 332811-2 | 06/85 | 141.7 | 143.2 | 139.5 | -2.1 | -2.6 |
| Metal heat treating services-South Central (W.PA-OH-IN-KY) | | 332811-3 | 06/85 | 128.2 | (³) | (³) | (³) | (³) |
| Metal heat treating services-Michigan | | 332811-4 | 06/85 | 110.7 | 110.7 | 110.7 | .2 | 0 |
| Metal heat treating services-Southeast (VA-NC-SC-GA-AL-TN-FL) | | 332811-5 | 06/85 | 110.4 | 119.3 | (³) | (³) | (³) |
| Metal heat treating services-North Central (IL-WI-MN-MO-IA) | | 332811-6 | 06/85 | 133.5 | 133.6 | 133.5 | 5.0 | -.1 |
| Metal heat treating services-Pacific Coast (CA-AZ-OR-WA) | | 332811-7 | 06/85 | 125.9 | 126.5 | 126.5 | 5.3 | 0 |
| Metal heat treating services-Southwest (TX-OK-AR-CO-LA-UT) | | 332811-8 | 06/85 | 118.6 | 118.6 | 118.6 | 3.1 | 0 |
| Secondary products and miscellaneous receipts | | 332811-SM | | | | | | |
| Miscellaneous receipts | | 332811-M | 06/90 | (³) | (³) | (³) | (³) | (³) |
| Secondary products | | 332811-S | 06/85 | 122.9 | (³) | (³) | (³) | (³) |
| Metal coating, engraving, & allied services | 332812 | | 12/84 | 134.5 | 140.5 | 140.8 | 8.7 | .2 |
| Primary products | | 332812-P | 12/84 | 134.4 | 139.6 | 139.9 | 7.3 | .2 |
| Etching, engraving, coating and allied services | | 332812-1 | 12/84 | 134.4 | 139.6 | 139.9 | 7.3 | .2 |
| Etching and engraving, incl. etching and engraving nameplates | | 332812-11 | 06/97 | 101.5 | 101.5 | 101.5 | .3 | 0 |
| Metal coating | | 332812-12 | 06/97 | 113.1 | 117.8 | 118.1 | 7.9 | .3 |
| Galvanizing and other hot dip coatings | | 332812-121 | 12/84 | 130.3 | 147.7 | 148.1 | 24.1 | .3 |
| Organic coatings, enamels and lacquers, incl. alkyds, plastics, etc. | | 332812-122 | 12/84 | 136.8 | 138.1 | 138.4 | 2.9 | .2 |
| Liquid spray coating, incl electrostatic coating | | 332812-12212 | 12/84 | 148.4 | 152.8 | 154.0 | 5.8 | .8 |
| Powder coating, incl. electrostatic and fluidized bed | | 332812-12213 | 06/97 | 105.2 | (³) | 105.2 | 0 | (³) |
| All other organic coatings, incl curtain coating and wash coating | | 332812-12214 | 12/84 | 142.5 | 143.1 | 143.1 | 2.9 | 0 |
| Inorganic coatings, incl. porcelain coatings | | 332812-123 | 06/97 | 101.5 | 101.5 | 101.5 | 0 | 0 |
| Secondary products and miscellaneous receipts | | 332812-SM | | | | | | |
| Miscellaneous receipts | | 332812-M | 12/89 | 129.7 | 132.4 | 132.4 | 15.5 | 0 |
| Secondary products | | 332812-S | 12/84 | 142.8 | 160.7 | 163.0 | 28.4 | 1.4 |
| Electroplating/polish/anodize/coloring | 332813 | | 12/84 | 159.9 | 166.8 | 166.4 | 6.1 | -.2 |
| Primary products | | 332813-P | 12/84 | 160.8 | 168.0 | 167.5 | 6.1 | -.3 |
| Metal plating and polishing | | 332813-1 | 12/84 | 160.8 | 168.0 | 167.5 | 6.1 | -.3 |
| Secondary products and miscellaneous receipts | | 332813-SM | | | | | | |
| Miscellaneous receipts | | 332813-M | 12/89 | 133.0 | 133.0 | 136.9 | 2.9 | 2.9 |
| Secondary products | | 332813-S | 12/84 | 154.7 | 156.9 | 158.8 | 9.5 | 1.2 |
| Other fabricated metal product mfg | 3329 | | 12/03 | 113.2 | 114.4 | 115.7 | 5.3 | 1.1 |
| Metal valve mfg | 33291 | | 12/03 | 114.7 | 115.7 | 118.2 | 7.5 | 2.2 |
| Industrial valve mfg | 332911 | | 06/91 | 152.8 | 155.3 | 160.2 | 10.0 | 3.2 |
| Primary products | | 332911-P | 06/91 | 153.4 | 155.7 | 161.6 | 9.6 | 3.8 |
| Gates, globes, angles, straightway (y-type) checks, stop and check, cross, | | | | | | | | |
| etc. | | 332911-1 | 06/91 | 181.4 | 183.9 | 193.4 | 11.1 | 5.2 |
| Valves for water works and municipal equipment (ibbw, awwa, and ul) | | 332911-2 | 06/91 | 195.8 | 200.3 | 222.4 | 19.9 | 11.0 |
| Ball valves (all metals, pressures, and types) | | 332911-3 | 06/91 | 151.8 | 153.4 | 161.1 | 14.7 | 5.0 |
| Butterfly valves (all metals, pressures, and types) | | 332911-4 | 06/91 | 131.7 | 131.6 | 131.9 | 4.8 | .2 |
| Plug valves (all metals, pressures, and types) | | 332911-5 | 12/82 | 158.7 | 167.4 | 171.8 | 11.9 | 2.6 |
| Industrial valves, n.e.c. | | 332911-6 | 06/91 | 149.8 | 153.6 | 157.6 | 8.1 | 2.6 |

See footnotes at end of table.

Table 5. Producer price indexes for the net output of selected industries and their products, not seasonally adjusted

—Continued

| Industry and product ¹ | Industry code | Product code | Index base | Index | | | Percent change to June 2006 from: | |
|---|---------------|--------------|------------|------------------------|-----------------------|------------------------|-----------------------------------|------------------|
| | | | | Feb. 2006 ² | May 2006 ² | June 2006 ² | June 2005 | May 2006 |
| Industrial valve mfg—Continued | | | | | | | | |
| Nuclear valves (n-stamp only) | | 332911-7 | 12/98 | (³) | (³) | (³) | (³) | (³) |
| Automatic valves (regulating and control type) and parts (except nuclear) | | 332911-8 | 12/82 | 180.6 | 182.2 | 182.5 | 3.0 | .2 |
| Solenoid-operated valves and parts, except nuclear and fluid power transfer | | 332911-9 | 12/82 | 183.2 | 182.4 | 182.4 | 1.6 | 0 |
| Secondary products and miscellaneous receipts | | 332911-SM | | | | | | |
| Miscellaneous receipts | | 332911-M | 06/91 | 146.9 | 150.0 | 154.1 | 11.7 | 2.7 |
| Secondary products | | 332911-S | 06/91 | 151.7 | 155.7 | 153.6 | 11.9 | -1.3 |
| Fluid power valve & hose fitting mfg | 332912 | | | | | | | |
| Primary products | | 332912-P | 06/91 | 151.6 | 152.5 | 155.6 | 6.2 | 2.0 |
| Nonaerospace-type hydraulic directional control valves | | 332912-C | 06/91 | 150.5 | 151.5 | 154.8 | 6.4 | 2.2 |
| Manual types | | 332912-C11 | 06/91 | 131.5 | 133.4 | 133.4 | 5.8 | 0 |
| All other, including solenoid types | | 332912-C12 | 06/91 | 138.9 | 141.8 | 141.8 | 8.4 | 0 |
| Nonaerospace-type hydraulic valves, except directional control | | 332912-D | 12/98 | 119.2 | 119.7 | 119.7 | 1.9 | 0 |
| Cartridge valves | | 332912-D11 | 12/98 | 123.0 | 123.2 | 142.9 | 19.1 | 16.0 |
| All other, including electrohydraulic | | 332912-D12 | 12/98 | 126.6 | 127.3 | 127.3 | 7.2 | 0 |
| Nonaerospace-type pneumatic directional control valves | | 332912-E | 12/98 | 121.5 | 121.5 | 149.2 | 23.7 | 22.8 |
| Solenoid types | | 332912-E11 | 06/91 | 139.6 | 141.0 | 141.0 | 2.4 | 0 |
| All other, including mechanical and remote pilot | | 332912-E12 | 06/91 | 145.2 | 147.5 | 147.5 | 3.3 | 0 |
| Parts for fluid power valves | | 332912-G | 12/98 | 111.5 | 111.5 | 111.5 | .6 | 0 |
| Aerospace-type hydraulic and pneumatic hose or tube end fittings and assemblies | | 332912-H | 06/91 | 145.0 | 151.6 | 151.2 | 8.1 | -.3 |
| Nonaerospace-type flared (metal) fittings, couplings for, and assemblies of tubi | | 332912-J | 06/91 | 215.1 | 219.1 | (³) | (³) | (³) |
| Nonaerospace-type flareless fittings and couplings (incl. nonmetal fittings) use | | 332912-K | 06/91 | 142.4 | 142.4 | 142.7 | 3.5 | .2 |
| Nonaerospace-type hydraulic and pneumatic assemblies of hose | | 332912-L | 06/91 | 141.4 | 141.5 | 144.3 | 9.8 | 2.0 |
| Nonaerospace type hydraulic and pneumatic fittings and couplings for hose | | 332912-N | 12/98 | 108.3 | 108.3 | 108.3 | 2.8 | 0 |
| Secondary products and miscellaneous receipts | | 332912-O | 06/91 | 149.5 | 150.1 | 151.0 | 4.8 | .6 |
| Miscellaneous receipts | | 332912-SM | | | | | | |
| Secondary products | | 332912-M | 12/98 | 120.6 | 122.1 | 122.1 | 8.3 | 0 |
| Secondary products | | 332912-S | 06/91 | 159.5 | 159.5 | 162.6 | 4.4 | 1.9 |
| Plumbing fixture fitting & trim mfg | 332913 | | | | | | | |
| Primary products | | 332913-P | 06/83 | 203.1 | 204.5 | 204.7 | 2.1 | .1 |
| Single lever controls, two or three handle bath or shower fittings, etc. | | 332913-2 | 06/83 | 208.8 | 210.5 | 210.7 | 1.8 | .1 |
| Single lever controls | | 332913-211 | 06/98 | 192.3 | 192.3 | 192.3 | 0 | 0 |
| Two and three handle bath and shower fittings | | 332913-213 | 06/98 | 101.1 | 101.1 | 101.1 | 0 | 0 |
| Anti-scald bath and shower valves | | 332913-215 | 06/98 | 112.6 | 112.6 | 112.6 | 0 | 0 |
| Lavatory and sink fittings (ex. single control), includ. drains and overflows | | 332913-3 | 06/98 | 110.4 | 110.4 | 110.4 | 0 | 0 |
| Miscellaneous plumbing fixtures, fittings, and trim (brass goods) | | 332913-4 | 06/98 | 110.8 | 111.6 | 112.0 | 1.1 | .4 |
| Secondary products and miscellaneous receipts | | 332913-SM | 06/83 | 223.6 | 226.9 | 226.9 | 3.6 | 0 |
| Other metal valve and pipe fitting mfg | 332919 | | | | | | | |
| Primary products | | 332919-P | 12/82 | 200.3 | 198.3 | 201.9 | 8.1 | 1.8 |
| Plumbing and heating valves and specialties | | 332919-1 | 12/82 | 200.7 | 198.0 | 202.9 | 7.0 | 2.5 |
| Metal fittings, flanges, and unions for piping systems | | 332919-3 | 12/82 | 197.9 | 198.3 | 218.8 | 19.3 | 10.3 |
| Secondary products and miscellaneous receipts | | 332919-SM | | | | | | |
| Miscellaneous receipts | | 332919-M | 12/82 | 244.0 | 239.7 | 239.7 | 3.3 | 0 |
| Secondary products | | 332919-S | 12/82 | 144.6 | (³) | (³) | (³) | (³) |
| All other fabricated metal product mfg | 332999 | | 12/82 | 202.2 | (³) | (³) | (³) | (³) |
| Ball and roller bearings | 332991 | | | | | | | |
| Primary products | | 332991-P | 12/03 | 111.8 | 113.3 | 113.6 | 3.6 | .3 |
| Ball bearings, unmounted | | 332991-1 | 06/83 | 192.3 | 191.9 | 192.2 | 2.8 | .2 |
| Tapered roller bearings (including cups & cones), unmounted | | 332991-3 | 06/83 | 189.9 | 189.6 | 189.8 | 3.0 | .1 |
| Roller bearings, except tapered, unmounted | | 332991-5 | 06/83 | 194.3 | 194.3 | 194.4 | 2.3 | .1 |
| Mounted bearings, except plain | | 332991-7 | 06/83 | 158.1 | 158.1 | 158.1 | 5.6 | 0 |
| Ball and roller bearing parts and components, including balls and rollers sold separately | | 332991-9 | 06/83 | 225.8 | 226.8 | 226.8 | 2.7 | 0 |
| Secondary products and miscellaneous receipts | | 332991-SM | 06/83 | 238.1 | 240.6 | 238.1 | 2.8 | -1.0 |
| Secondary products | | 332991-S | 06/83 | 169.0 | 162.4 | 165.9 | .2 | 2.2 |
| Small arms ammunition mfg | 332992 | | | | | | | |
| Primary products | | 332992-P | 06/85 | 128.5 | 132.3 | 132.3 | 5.9 | 0 |
| Cartridges for small firearms (rifle and sidearms) | | 332992-111 | 06/85 | 143.5 | 148.7 | 148.7 | 6.8 | 0 |
| Ammunition components | | 332992-411 | 06/02 | 128.5 | 134.1 | 134.1 | 4.3 | 0 |
| All other small arms ammunition products | | 332992-511 | 06/02 | 116.8 | 119.9 | 120.2 | 10.1 | .3 |
| Secondary products and miscellaneous receipts | | 332992-SM | 06/02 | 106.9 | 110.2 | 110.2 | 8.3 | 0 |
| Miscellaneous receipts | | 332992-M | 06/02 | 106.6 | (³) | 106.6 | 2.0 | (³) |
| Ammunition (except small arms) mfg | 332993 | | | | | | | |
| Primary products | | 332993-P | 12/85 | 150.1 | 150.1 | 150.1 | -7.9 | 0 |
| Artillery ammunition (more than 30 mm, more than 1.18 in.) | | 332993-1 | 12/85 | 136.9 | 136.9 | 136.9 | -1.8 | 0 |
| Ammunition (except small arms), nec | | 332993-3 | 12/85 | 159.4 | (³) | 159.4 | -4 | (³) |
| Secondary products and miscellaneous receipts | | 332993-SM | 12/85 | 112.7 | 112.6 | 112.6 | -3.3 | 0 |

See footnotes at end of table.

Table 5. Producer price indexes for the net output of selected industries and their products, not seasonally adjusted

—Continued

| Industry and product ¹ | Industry code | Product code | Index base | Index | | | Percent change to June 2006 from: | |
|--|---------------|--------------|------------|------------------------|-----------------------|------------------------|-----------------------------------|------------------|
| | | | | Feb. 2006 ² | May 2006 ² | June 2006 ² | June 2005 | May 2006 |
| Small arms, 30 mm and under | 332994 | | 06/85 | 183.8 | 183.7 | 183.2 | 1.4 | -0.3 |
| Primary products | | 332994-P | 06/85 | 180.0 | 179.9 | 179.3 | 1.5 | -0.3 |
| Machine guns, 30 mm or less, or 1.18 in. or less | | 332994-1 | 12/04 | 100.3 | (³) | 95.6 | -6.8 | (³) |
| Small arms, 30 mm or less, or 1.18 in. or less | | 332994-9 | 12/04 | 102.8 | 102.8 | 102.8 | 2.2 | 0 |
| Secondary products and miscellaneous receipts | | 332994-SM | | | | | | |
| Miscellaneous receipts | | 332994-M | 08/85 | 290.7 | 290.7 | 290.7 | 1.4 | 0 |
| Other ordnance & accessories mfg | 332995 | | 12/85 | 138.7 | 140.7 | 138.8 | .8 | -1.4 |
| Primary products | | 332995-P | 12/85 | 159.8 | 162.1 | 159.9 | .8 | -1.4 |
| Other ordnance and accessories | | 332995-2 | 12/85 | 142.5 | 144.7 | 142.6 | 2.0 | -1.5 |
| Fabricated pipe & pipe fitting mfg | 332996 | | 06/81 | 212.6 | 214.3 | 215.4 | 4.4 | .5 |
| Primary products | | 332996-P | 06/81 | 209.3 | 210.2 | 211.4 | 4.3 | .6 |
| Fabricated pipe and fabricated pipe fittings | | 332996-7 | 12/02 | 138.4 | 139.0 | 139.8 | 4.3 | .6 |
| Iron and steel pipe, tube, and fittings | | 332996-713 | 06/81 | 206.4 | 207.4 | 208.9 | 3.3 | .7 |
| Nonferrous pipe, tube, and fittings | | 332996-715 | 06/81 | 244.1 | (³) | 244.1 | 9.4 | (³) |
| Secondary products and miscellaneous receipts | | 332996-SM | | | | | | |
| Miscellaneous receipts | | 332996-M | 08/81 | 275.8 | 286.7 | 286.7 | 5.9 | 0 |
| Secondary products | | 332996-S | 04/82 | 146.3 | (³) | (³) | (³) | (³) |
| Industrial pattern mfg | 332997 | | 12/84 | 134.0 | 140.4 | 140.4 | 5.1 | 0 |
| Primary products | | 332997-P | 12/84 | 134.1 | 141.1 | 141.2 | 5.6 | .1 |
| Industrial patterns, except shoe patterns | | 332997-1 | 12/84 | 134.1 | 141.1 | 141.2 | 5.6 | .1 |
| Foundry patterns | | 332997-115 | 12/84 | 135.0 | 143.6 | 143.7 | 6.8 | .1 |
| All other industrial patterns, except shoe patterns | | 332997-198 | 12/84 | 136.7 | 136.7 | 136.7 | 0 | 0 |
| Secondary products and miscellaneous receipts | | 332997-SM | | | | | | |
| Secondary products | | 332997-S | 12/84 | 130.5 | 130.5 | 130.5 | 0 | 0 |
| Enameled iron & metal sanitary ware mfg | 332998 | | 12/80 | 203.5 | 209.4 | 209.1 | 6.4 | -1 |
| Primary products | | 332998-P | 12/80 | 211.8 | 218.1 | 216.2 | 6.4 | -9 |
| Enameled iron & metal sanitary ware | | 332998-1 | 12/80 | 195.4 | 201.2 | 199.5 | 6.4 | -8 |
| Secondary products and miscellaneous receipts | | 332998-SM | | | | | | |
| Miscellaneous receipts | | 332998-M | 06/05 | (³) | (³) | (³) | (³) | (³) |
| Secondary products | | 332998-S | 12/80 | 160.2 | 164.9 | 169.7 | (³) | 2.9 |
| All other misc fabricated metal product mfg | 332999 | | 12/03 | 108.8 | 111.3 | 112.0 | 6.0 | .6 |
| Primary products | | 332999-P | 12/03 | 110.6 | 113.5 | 114.2 | 8.1 | .6 |
| Metal ladders | | 332999-A | 06/85 | 132.5 | 142.1 | 145.9 | 10.4 | 2.7 |
| All other fabricated metal products, nec | | 332999-G | 06/85 | 147.8 | 151.7 | 151.3 | 6.5 | -3 |
| Converted unmounted aluminum foil packaging products | | 332999-1 | 12/90 | 105.5 | (³) | 113.2 | 14.2 | (³) |
| Converted foil for nonpackaging applications | | 332999-3 | 12/84 | 134.8 | 137.5 | 138.9 | 14.7 | 1.0 |
| Secondary products | | 332999-S | 12/03 | 105.5 | 106.4 | 107.2 | .8 | .8 |
| Machinery mfg | 333 | | 12/03 | 107.6 | 108.3 | 108.7 | 2.9 | .4 |
| Agricultural, construction & mining machinery mfg | 3331 | | 12/03 | 110.4 | 111.5 | 111.9 | 4.1 | .4 |
| Agricultural implement mfg | 33311 | | 12/03 | 106.9 | 108.0 | 107.9 | 2.2 | -1 |
| Farm machinery & equipment mfg | 333111 | | 12/82 | 167.1 | 169.3 | 169.1 | 2.9 | -1 |
| Primary products | | 333111-P | 12/82 | 168.2 | 169.9 | 170.0 | 2.7 | .1 |
| Haying machinery and attachments | | 333111-A | 12/82 | 164.0 | 165.8 | 165.8 | 3.2 | 0 |
| Parts for farm machinery, for sale separately | | 333111-C | 12/82 | 151.0 | 151.0 | 150.2 | .6 | -5 |
| Farm plows, harrows, rollers, pulverizers, and cultivators | | 333111-E | 12/02 | 128.0 | 132.5 | 132.5 | 9.8 | 0 |
| All other farm machinery & equipment, excluding parts, but including attachments | | 333111-G | 12/82 | 183.2 | 183.8 | 183.8 | 1.4 | 0 |
| Commercial turf and grounds care equipment, including parts and attachments | | 333111-J | 12/82 | 176.2 | 177.5 | 177.7 | 1.9 | .1 |
| Farm-type wheel tractors (2 & 4 wheel drive)(sold with or without attachments) | | 333111-1 | 12/82 | 162.8 | 163.1 | (³) | (³) | (³) |
| Farm dairy eq., sprayers & dusters, farm elevators, farm blowers, & att | | 333111-3 | 12/82 | 159.0 | (³) | (³) | (³) | (³) |
| Planting, seeding, & fertilizing machinery & attachments, exc. turf machinery .. | | 333111-7 | 12/82 | 163.2 | 164.2 | 164.2 | 2.3 | 0 |
| Harvesting machinery (except hay and straw) and attachments | | 333111-9 | 12/82 | 176.2 | 180.8 | 180.8 | 4.0 | 0 |
| Secondary products and miscellaneous receipts | | 333111-SM | | | | | | |
| Miscellaneous receipts | | 333111-M | 12/82 | 138.0 | 147.3 | 146.2 | 5.0 | -7 |
| Secondary products | | 333111-S | 12/82 | 152.6 | (³) | 152.6 | 3.7 | (³) |
| Lawn & garden equipment mfg | 333112 | | 12/82 | 126.9 | 127.1 | 127.1 | .6 | 0 |
| Primary products | | 333112-P | 12/82 | 129.1 | 129.3 | 129.4 | .2 | .1 |
| Consumer nonriding lawn, garden, and snow equipment | | 333112-1 | 12/82 | 121.1 | 121.9 | 121.4 | .4 | -4 |
| Consumer riding lawn, garden, and snow equipment | | 333112-3 | 12/82 | 140.4 | 140.6 | 141.4 | .4 | .6 |
| Parts and attachments for consumer lawn, garden, and snow equipment | | 333112-7 | 06/03 | 102.6 | 101.3 | 101.5 | -1.1 | .2 |
| Secondary products and miscellaneous receipts | | 333112-SM | | | | | | |
| Miscellaneous receipts | | 333112-M | 06/03 | 103.5 | 103.5 | 103.5 | 5.2 | 0 |
| Secondary products | | 333112-S | 12/82 | 110.2 | 110.3 | 110.2 | 1.0 | -1 |
| Construction machinery mfg | 33312 | | 12/03 | 111.5 | 112.0 | 112.7 | 4.1 | .6 |

See footnotes at end of table.

Table 5. Producer price indexes for the net output of selected industries and their products, not seasonally adjusted
—Continued

| Industry and product ¹ | Industry code | Product code | Index base | Index | | | Percent change to June 2006 from: | |
|---|---------------|--------------|------------|------------------------|-----------------------|------------------------|-----------------------------------|------------------|
| | | | | Feb. 2006 ² | May 2006 ² | June 2006 ² | June 2005 | May 2006 |
| Construction machinery mfg | 333120 | | 12/80 | 199.1 | 200.1 | 201.3 | 4.1 | 0.6 |
| Primary products | | 333120-P | 12/80 | 193.7 | 194.6 | 194.7 | 3.3 | .1 |
| Power cranes, dozers, tractors, off-hwy trucks, mixers, pavers, backhoes, etc. | | 333120-1 | 12/03 | 111.2 | 111.8 | 111.8 | 3.6 | 0 |
| Power cranes, draglines, shovels (including surface mining equip.)(exc parts) | | 333120-11 | 12/99 | 123.5 | 123.8 | 123.8 | 5.0 | 0 |
| Mixers, pavers, and related equipment (excluding parts) | | 333120-12 | 12/80 | 167.4 | 167.4 | 168.4 | 4.3 | .6 |
| Off-highway trucks, haulers, truck-type tractor chassis, trailers, excl. parts .. | | 333120-13 | 12/03 | 110.8 | 110.8 | 110.8 | 1.9 | 0 |
| Tractor shovel loaders (skid steer, wheel, crawler, & integral design backhoe) | | 333120-14 | 12/80 | 201.4 | 201.4 | 201.2 | 4.6 | -.1 |
| Graders, rollers & compactors, forklifts, scrapers, trenchers, excl parts | | 333120-16 | 12/03 | 111.1 | 111.7 | 111.7 | 3.6 | 0 |
| Attach. for tractors & other equip. (exc parts, winches, snow clearing attach.) | | 333120-17 | 12/99 | 117.0 | 121.9 | 121.4 | 3.6 | -.4 |
| Other construction machinery and equipment (excluding parts) | | 333120-8 | 12/03 | 113.4 | 113.0 | 113.3 | 3.5 | .3 |
| Parts for construction machinery and equipment, sold separately | | 333120-9 | 12/99 | 114.8 | 115.7 | 115.6 | 1.7 | -.1 |
| Secondary products and miscellaneous receipts | | 333120-SM | | | | | | |
| Miscellaneous receipts | | 333120-M | 12/80 | 297.1 | 309.1 | 321.6 | 11.7 | 4.0 |
| Secondary products | | 333120-S | 12/80 | 205.6 | 200.2 | 205.6 | 3.8 | 2.7 |
| Mining & oil & gas field machinery mfg | 33313 | | 12/03 | 116.8 | 119.3 | 119.9 | 8.7 | .5 |
| Mining machinery & equipment mfg | 333131 | | 06/81 | 188.7 | 191.5 | 192.7 | 7.3 | .6 |
| Primary products | | 333131-P | 06/81 | 194.0 | 197.2 | 198.8 | 5.7 | .8 |
| Underground mining machinery (except parts sold separately) | | 333131-1 | 06/81 | 204.4 | 207.7 | 206.9 | 2.8 | -.4 |
| Mineral processing & beneficiation machinery (except parts sold separately) ... | | 333131-3 | 06/81 | 217.8 | 220.2 | 220.2 | 1.7 | 0 |
| Crushing, pulverizing & screening machinery (except parts sold separately) | | 333131-5 | 06/81 | 235.1 | 237.1 | 237.0 | 5.7 | 0 |
| Drills and other mining machinery, nec (except parts sold separately) | | 333131-7 | 06/81 | 211.2 | 214.9 | 219.0 | 7.7 | 1.9 |
| Parts and attachments for mining machinery and equipment (sold separately) . | | 333131-9 | 06/81 | 176.0 | 179.9 | 183.4 | 8.6 | 1.9 |
| Secondary products and miscellaneous receipts | | 333131-SM | | | | | | |
| Miscellaneous receipts | | 333131-M | 06/81 | 160.8 | 160.8 | 160.8 | 3.1 | 0 |
| Oil and gas field machinery and equipment mfg | 333132 | | 12/80 | 204.8 | 209.7 | 210.7 | 9.3 | .5 |
| Primary products | | 333132-P | 12/80 | 204.0 | 209.3 | 210.5 | 9.7 | .6 |
| Rotary oil and gas field drilling machinery and equipment | | 333132-1 | 12/86 | 211.8 | 224.9 | 226.9 | 14.5 | .9 |
| Other oil and gas field drilling machinery and equipment | | 333132-2 | 12/86 | 208.7 | 208.6 | 209.1 | 7.6 | .2 |
| Oil and gas field production machinery and equipment | | 333132-3 | 12/80 | 162.3 | 164.3 | 165.1 | 9.0 | .5 |
| Portable oil and gas field drilling rigs and parts | | 333132-5 | 12/86 | 146.4 | 146.4 | 146.4 | 1.8 | 0 |
| Oil and gas field derricks and well surveying machinery | | 333132-9 | 12/86 | 89.1 | (³) | (³) | (³) | (³) |
| Secondary products and miscellaneous receipts | | 333132-SM | | | | | | |
| Miscellaneous receipts | | 333132-M | 12/80 | 221.0 | 221.5 | 221.9 | 8.1 | .2 |
| Secondary products | | 333132-S | 12/80 | 163.8 | 165.9 | 165.4 | 4.6 | -.3 |
| Industrial machinery mfg | 3332 | | 12/84 | 157.7 | 158.6 | 158.7 | 1.9 | .1 |
| Sawmill & woodworking machinery mfg | 33321 | | 12/03 | 107.3 | 107.5 | 107.9 | 3.2 | .4 |
| Sawmill & woodworking machinery mfg | 333210 | | 12/80 | 170.8 | 171.1 | 171.8 | 3.2 | .4 |
| Primary products | | 333210-P | 12/80 | 175.7 | 176.2 | 176.1 | 2.7 | -.1 |
| Woodworking machinery, including parts, attachments, and accessories | | 333210-3 | 12/80 | 166.8 | 167.2 | 167.2 | 3.1 | 0 |
| Secondary products and miscellaneous receipts | | 333210-SM | | | | | | |
| Miscellaneous receipts | | 333210-M | 04/81 | 76.8 | (³) | 80.8 | 10.2 | (³) |
| Secondary products | | 333210-S | 12/80 | 197.1 | 197.1 | 197.1 | .8 | 0 |
| Plastics & rubber industry machinery mfg | 33322 | | 12/03 | 108.0 | 111.2 | 109.0 | 2.8 | -2.0 |
| Plastics & rubber industry machinery mfg | 333220 | | 12/03 | 108.0 | 111.2 | 109.0 | 2.8 | -2.0 |
| Primary products | | 333220-P | 12/03 | 107.2 | 108.2 | 107.9 | 2.3 | -.3 |
| Plastics working machinery and equipment, excluding patterns and molds | | 333220-1 | 12/81 | 185.9 | 187.8 | 187.2 | 2.5 | -.3 |
| Rubber working machinery and equipment, excluding tire molds | | 333220-3 | 12/81 | 185.4 | 185.4 | 185.4 | .7 | 0 |
| Secondary products and miscellaneous receipts | | 333220-SM | | | | | | |
| Miscellaneous receipts | | 333220-M | 12/03 | 119.9 | 121.1 | 115.4 | .7 | -4.7 |
| Secondary products | | 333220-S | 12/03 | 100.1 | (³) | 113.3 | 13.2 | (³) |
| Other industrial machinery mfg | 33329 | | 12/84 | 156.9 | 157.4 | 157.9 | 1.7 | .3 |
| Paper industries machinery mfg | 333291 | | 06/82 | 181.9 | 183.1 | 183.3 | 2.2 | .1 |
| Primary products | | 333291-P | 06/82 | 186.6 | 188.1 | 186.5 | .8 | -.9 |
| Paper industries machinery | | 333291-1 | 12/03 | 104.2 | 105.0 | 104.2 | .2 | -.8 |
| Parts and attachments for paper industries machinery | | 333291-3 | 06/82 | 176.3 | 177.7 | 175.9 | 2.3 | -1.0 |
| Secondary products and miscellaneous receipts | | 333291-SM | | | | | | |
| Miscellaneous receipts | | 333291-M | 06/82 | 147.0 | 147.2 | 156.5 | 12.9 | 6.3 |
| Textile machinery | 333292 | | 12/80 | 188.6 | 189.6 | 189.3 | 1.7 | -.2 |
| Primary products | | 333292-P | 12/80 | 194.5 | 195.7 | 195.3 | 1.8 | -.2 |
| Textile machinery (except parts, attachments, and accessories) | | 333292-1 | 12/80 | 192.0 | 192.0 | 192.0 | 1.3 | 0 |
| Parts and attachments for textile machinery | | 333292-2 | 12/80 | 198.0 | 201.4 | 200.1 | 2.6 | -.6 |
| Secondary products and miscellaneous receipts | | 333292-SM | | | | | | |

See footnotes at end of table.

Table 5. Producer price indexes for the net output of selected industries and their products, not seasonally adjusted
—Continued

| Industry and product ¹ | Industry code | Product code | Index base | Index | | | Percent change to June 2006 from: | |
|---|---------------|--------------|------------|------------------------|-----------------------|------------------------|-----------------------------------|------------------|
| | | | | Feb. 2006 ² | May 2006 ² | June 2006 ² | June 2005 | May 2006 |
| Textile machinery—Continued | | | | | | | | |
| Miscellaneous receipts | | 333292-M | 06/86 | 119.7 | 120.1 | 120.1 | 0.8 | 0.0 |
| Printing machinery & equipment mfg | 333293 | | 12/82 | 149.2 | 150.0 | 150.0 | .9 | 0 |
| Primary products | | 333293-P | 12/82 | 145.2 | 146.2 | 146.1 | 1.0 | -.1 |
| Printing presses, offset lithographic | | 333293-1 | 12/82 | 161.2 | 161.2 | (³) | (³) | (³) |
| Printing presses, other than lithographic | | 333293-2 | 12/82 | 167.2 | 167.2 | (³) | (³) | (³) |
| Binding machinery and equipment | | 333293-6 | 12/88 | 140.4 | 145.7 | (³) | (³) | (³) |
| Printing trades machinery, n.e.c. | | 333293-7 | 12/88 | 121.3 | 121.5 | 121.4 | .5 | -.1 |
| Other printing machinery and equipment, incl. pre-press preparation equipment | | 333293-779 | 06/01 | 98.0 | 98.0 | 98.0 | 0 | 0 |
| Parts, attachments, and accessories for printing trades machinery | | 333293-791 | 06/01 | 104.5 | 105.0 | 104.7 | 1.3 | -.3 |
| Secondary products and miscellaneous receipts | | 333293-SM | | | | | | |
| Miscellaneous receipts | | 333293-M | 12/82 | 177.3 | 177.3 | 177.3 | 1.2 | 0 |
| Food products machinery mfg | 333294 | | 12/83 | 193.2 | 195.4 | 197.0 | 4.2 | .8 |
| Primary products | | 333294-P | 12/83 | 198.8 | 200.5 | 202.7 | 4.5 | 1.1 |
| Dairy and milk products plant machinery | | 333294-1 | 12/83 | 205.7 | 206.1 | 208.7 | 3.7 | 1.3 |
| Commercial food products machinery | | 333294-3 | 12/83 | 186.9 | 189.4 | 189.7 | 2.8 | .2 |
| Industrial food products machinery | | 333294-5 | 12/83 | 192.1 | 193.2 | 196.7 | 6.2 | 1.8 |
| Secondary products and miscellaneous receipts | | 333294-SM | | | | | | |
| Miscellaneous receipts | | 333294-M | 12/83 | 141.3 | 147.2 | 146.9 | 5.5 | -.2 |
| Secondary products | | 333294-S | 12/83 | 190.3 | 191.2 | 191.0 | .4 | -.1 |
| Semiconductor machinery mfg | 333295 | | 12/03 | 99.7 | 99.0 | 99.8 | .2 | .8 |
| Primary products | | 333295-P | 12/03 | 99.7 | 98.9 | 99.8 | .2 | .9 |
| Semiconductor machinery manufacturing | | 333295-1 | 06/87 | 128.2 | 127.3 | 128.3 | .2 | .8 |
| Secondary products and miscellaneous receipts | | 333295-SM | | | | | | |
| Miscellaneous receipts | | 333295-M | 12/03 | 100.0 | (³) | 100.0 | 0 | (³) |
| All other industrial machinery mfg | 333298 | | 12/03 | 107.6 | 108.4 | 108.3 | 2.7 | -.1 |
| Primary products | | 333298-P | 12/03 | 107.2 | 108.2 | 108.2 | 3.0 | 0 |
| Chemical manufacturing machinery, equipment, and parts | | 333298-1 | 12/81 | 186.2 | 191.0 | 191.0 | 8.0 | 0 |
| Printed circuit board manufacturing machinery, except testing | | 333298-5 | 06/01 | 100.9 | 100.8 | 100.8 | -2.0 | 0 |
| Special industry machinery & equipment, nec | | 333298-7 | 12/94 | 121.0 | 121.3 | 121.3 | 1.6 | 0 |
| Secondary products and miscellaneous receipts | | 333298-SM | | | | | | |
| Miscellaneous receipts | | 333298-M | 12/03 | 108.5 | 108.6 | 108.5 | .9 | -.1 |
| Commercial & service industry machinery mfg | 3333 | | 12/03 | 103.6 | 103.6 | 103.7 | 1.5 | .1 |
| Commercial & service industry machinery mfg | 33331 | | 12/03 | 103.6 | 103.6 | 103.7 | 1.5 | .1 |
| Automatic vending machine mfg | 333311 | | 06/82 | 125.3 | 125.6 | 126.8 | 1.7 | 1.0 |
| Primary products | | 333311-P | 06/82 | 124.8 | 125.1 | 126.3 | 1.6 | 1.0 |
| Automatic merchandising machines, coin-operated, excluding parts | | 333311-1 | 06/82 | 123.9 | 124.3 | 125.1 | 1.6 | .6 |
| Vending machines for beverages | | 333311-11 | 06/82 | 119.8 | 120.2 | 121.5 | 2.4 | 1.1 |
| Other vending machines, excluding beverage machines | | 333311-15 | 06/03 | 102.6 | 102.8 | 102.8 | .3 | 0 |
| Coin-operated mechanisms and other parts for automatic merchandising machines | | 333311-2 | 12/88 | 110.7 | 110.7 | 112.9 | 1.8 | 2.0 |
| Secondary products and miscellaneous receipts | | 333311-SM | | | | | | |
| Commercial laundry, dry-cleaning pressing machine mfg | 333312 | | 12/82 | 210.1 | 210.9 | 214.5 | 3.5 | 1.7 |
| Primary products | | 333312-P | 12/82 | 193.2 | 194.0 | 197.4 | 3.5 | 1.8 |
| Commercial laundry, dry-cleaning pressing machine mfg | | 333312-1 | 06/03 | 110.8 | 111.3 | 113.2 | 3.5 | 1.7 |
| Secondary products and miscellaneous receipts | | 333312-SM | | | | | | |
| Miscellaneous receipts | | 333312-M | 06/03 | 108.5 | 108.5 | 108.5 | 1.7 | 0 |
| Office machinery mfg | 333313 | | 06/85 | 129.4 | 127.7 | 127.8 | -1.5 | .1 |
| Primary products | | 333313-P | 06/85 | 121.3 | 119.4 | 119.5 | -1.7 | .1 |
| Mailing, letter handling, and addressing machines, except parts and attachments | | 333313-A | 06/85 | 117.9 | 117.7 | 117.8 | (³) | .1 |
| Typewriters, dictating, transcribing and recording machines, n.e.c. | | 333313-D | 12/03 | 113.4 | 113.4 | 113.4 | 1.1 | 0 |
| Parts and attachments for standard typewriters and recording machines, n.e.c. | | 333313-J | 12/03 | 117.7 | 111.9 | 111.9 | -6.0 | 0 |
| Secondary products and miscellaneous receipts | | 333313-SM | | | | | | |
| Optical instrument and lens mfg | 333314 | | 06/91 | 108.7 | 111.6 | 111.6 | 2.6 | 0 |
| Primary products | | 333314-P | 06/91 | 107.0 | 110.2 | 110.2 | 3.3 | 0 |
| Sighting, tracking and fire-control equipment | | 333314-1 | 12/85 | 120.3 | 122.3 | 121.8 | 2.8 | -.4 |
| Optical instruments and lenses, n.e.c. | | 333314-5 | 12/98 | 100.4 | 103.8 | 103.9 | 3.4 | .1 |
| Binoculars and astronomical instruments | | 333314-51 | 06/91 | 101.7 | 101.8 | 101.8 | -3.3 | 0 |
| Other optical instruments and lenses (excl. sighting, tracking, and fire-control) | | 333314-52 | 12/98 | 100.5 | 104.1 | 104.2 | 3.7 | .1 |
| Secondary products and miscellaneous receipts | | 333314-SM | | | | | | |
| Secondary products | | 333314-S | 06/91 | 128.3 | 128.9 | 128.9 | -2.0 | 0 |
| Photographic & photocopying equipment mfg | 333315 | | 12/03 | 95.0 | 94.6 | 94.6 | .3 | 0 |

See footnotes at end of table.

Table 5. Producer price indexes for the net output of selected industries and their products, not seasonally adjusted
—Continued

| Industry and product ¹ | Industry code | Product code | Index base | Index | | | Percent change to June 2006 from: | |
|--|---------------|--------------|------------|------------------------|-----------------------|------------------------|-----------------------------------|------------------|
| | | | | Feb. 2006 ² | May 2006 ² | June 2006 ² | June 2005 | May 2006 |
| Photographic & photocopying equipment mfg—Continued | | | | | | | | |
| Primary products | | 333315-P | 12/03 | 100.3 | 99.6 | 99.6 | -0.3 | 0.0 |
| Photographic and photocopying equipment | | 333315-1 | 12/03 | 100.3 | 99.6 | 99.6 | -.3 | 0 |
| Secondary products and miscellaneous receipts | | 333315-SM | | | | | | |
| Other commercial & service industry machinery mfg | | | | | | | | |
| Primary products | 333319 | 333319-P | 06/82 | 189.5 | 189.4 | 189.3 | 2.8 | -.1 |
| Commercial cooking & food warming equipment, incl. parts & attachments | | 333319-1 | 06/82 | 190.6 | 190.6 | 190.5 | 2.8 | -.1 |
| Commercial & industrial vacuum cleaners, incl. parts & attachments | | 333319-3 | 06/82 | 214.8 | 219.8 | 219.0 | 6.0 | -.4 |
| Automotive maintenance equipment, except handtools | | 333319-5 | 06/82 | 185.4 | 187.5 | 187.5 | 7.6 | 0 |
| Electronic teaching machines, teaching aids, trainers, & simulators, incl. kits | | 333319-7 | 11/89 | 153.3 | 153.0 | 153.0 | 1.1 | 0 |
| Miscellaneous machinery products, except electrical | | 333319-9 | 12/91 | 108.7 | (³) | (³) | (³) | (³) |
| Secondary products and miscellaneous receipts | | 333319-SM | 06/82 | 183.7 | 181.6 | 182.1 | 1.4 | .3 |
| Miscellaneous receipts | | 333319-M | 06/82 | 175.0 | 170.0 | 169.9 | 1.0 | -.1 |
| Secondary products | | 333319-S | 06/82 | 188.2 | 194.3 | 193.9 | 4.8 | -.2 |
| HVAC & commercial refrigeration equipment mfg | | | | | | | | |
| | 3334 | | 12/03 | 109.9 | 110.9 | 112.4 | 3.7 | 1.4 |
| HVAC & commercial refrigeration equipment mfg | | | | | | | | |
| | 33341 | | 12/03 | 109.9 | 110.9 | 112.4 | 3.7 | 1.4 |
| Air purification equipment mfg | | | | | | | | |
| Primary products | 333411 | 333411-P | 12/03 | 112.3 | 112.3 | 112.9 | 3.2 | .5 |
| Dust collection & other air purification equip. for indust. gas cleaning systems | | 333411-1 | 12/03 | 112.8 | 112.9 | 113.5 | 3.6 | .5 |
| Dust collection & other air purification equip & parts for cleaning incoming air | | 333411-3 | 12/83 | 164.4 | 164.5 | 164.2 | 5.5 | -.2 |
| Secondary products and miscellaneous receipts | | 333411-SM | 12/83 | 159.7 | 159.9 | 161.6 | 2.3 | 1.1 |
| Miscellaneous receipts | | 333411-M | 12/03 | 113.5 | 113.5 | 113.5 | .8 | 0 |
| Industrial & commercial fan & blower mfg | | | | | | | | |
| Primary products | 333412 | 333412-P | 12/03 | 111.1 | 111.7 | 112.8 | 3.4 | 1.0 |
| Industrial & commercial fan & blower mfg | | 333412-1 | 12/03 | 111.3 | 112.0 | 113.1 | 3.2 | 1.0 |
| Secondary products and miscellaneous receipts | | 333412-SM | 12/03 | 111.3 | 112.0 | 113.1 | 3.2 | 1.0 |
| Miscellaneous receipts | | 333412-M | 12/03 | 111.2 | 111.2 | 111.2 | 8.4 | 0 |
| Secondary products | | 333412-S | 12/03 | 109.1 | 109.2 | 110.0 | 2.0 | .7 |
| Heating equipment (except warm air furnaces) mfg | | | | | | | | |
| Primary products | 333414 | 333414-P | 06/80 | 218.1 | 220.1 | 221.2 | 2.8 | .5 |
| Floor and wall furnaces, heaters, stokers, and related parts | | 333414-A | 06/80 | 209.3 | 211.0 | 212.1 | 2.9 | .5 |
| Other heating equipment, exc. electric, incl. parts for nonelectric heating | | 333414-B | 06/99 | 118.1 | 119.0 | 119.6 | 3.5 | .5 |
| Cast iron heating boilers, radiators, and convectors | | 333414-C | 06/99 | 109.7 | 110.1 | 110.8 | 1.9 | .6 |
| Domestic heating stoves | | 333414-4 | 06/99 | 122.4 | 124.5 | 124.4 | 3.2 | -.1 |
| Steel heating boilers | | 333414-5 | 06/80 | 166.2 | 168.6 | 169.4 | 3.9 | .5 |
| Secondary products and miscellaneous receipts | | 333414-SM | 06/80 | 195.2 | (³) | 198.0 | 4.2 | (³) |
| Miscellaneous receipts | | 333414-M | 06/99 | 107.5 | 108.4 | 109.2 | 1.6 | .7 |
| Secondary products | | 333414-S | 06/80 | 201.7 | 206.0 | 206.0 | 2.7 | 0 |
| AC & warm air heating & commercial refrigeration equipment mfg | | | | | | | | |
| Primary products | 333415 | 333415-P | 12/82 | 144.2 | 145.7 | 148.2 | 4.0 | 1.7 |
| Compressors and compressor units, all refrigerants, except automotives | | 333415-A | 12/82 | 144.6 | 145.6 | 147.4 | 3.1 | 1.2 |
| Warm air furnaces incl. duct furn. & dehumidifiers, & elec. comfort heating eq | | 333415-C | 12/03 | 114.0 | 115.7 | 115.2 | 1.2 | -.4 |
| Parts and accessories for air conditioning and heat transfer equipment | | 333415-D | 12/89 | 116.6 | 116.9 | 117.0 | 1.0 | .1 |
| Unitary air conditioners, except air source heat pumps | | 333415-E | 12/89 | 129.7 | 130.0 | 130.0 | 13.3 | 0 |
| Heat transfer equipment (except electrically operated dehumidifiers) | | 333415-1 | 12/82 | 133.9 | 134.2 | 134.3 | -1.9 | .1 |
| Commercial refrigerators and related equipment | | 333415-3 | 12/03 | 114.8 | 115.2 | 121.3 | 8.2 | 5.3 |
| Refrigeration condensing units, all refrigerants, except ammonia | | 333415-5 | 12/82 | 172.7 | 174.7 | 176.1 | 2.6 | .8 |
| Room air conditioners and dehumidifiers, except portable dehumidifiers | | 333415-6 | 12/82 | 152.5 | 153.8 | 154.9 | 2.4 | .7 |
| Refrigeration and air conditioning equipment, nec | | 333415-9 | 12/82 | 112.5 | 112.5 | 112.5 | -.2 | 0 |
| Secondary products and miscellaneous receipts | | 333415-SM | 12/89 | 130.7 | 134.3 | 133.2 | 3.2 | -.8 |
| Miscellaneous receipts | | 333415-M | 12/82 | 153.6 | 161.8 | 174.7 | 17.4 | 8.0 |
| Secondary products | | 333415-S | 12/82 | 118.0 | 119.8 | 119.2 | -3.5 | -.5 |
| Metalworking machinery mfg | | | | | | | | |
| | 3335 | | 12/03 | 105.4 | 105.7 | 105.7 | 2.0 | 0 |
| Metalworking machinery mfg | | | | | | | | |
| | 33351 | | 12/03 | 105.4 | 105.7 | 105.7 | 2.0 | 0 |
| Industrial mold mfg | | | | | | | | |
| Industrial molds and mold boxes | 333511 | 333511-P | 12/03 | 102.9 | 103.3 | 103.3 | 1.5 | 0 |
| Industrial molds and mold boxes | | 333511-1 | 12/03 | 103.4 | 103.9 | 103.8 | 1.7 | -.1 |
| Secondary products and miscellaneous receipts | | 333511-SM | 06/81 | 127.2 | 127.8 | 127.8 | 1.7 | 0 |
| Secondary products | | 333511-S | 12/03 | 99.9 | (³) | (³) | (³) | (³) |
| Machine tool (metal cutting types) mfg | | | | | | | | |
| Primary products | 333512 | 333512-P | 06/83 | 165.4 | 165.6 | 165.6 | 2.7 | 0 |
| Metal grinding, polishing, buffing, honing, & lapping machines, exc gear-tooth | | 333512-2 | 06/83 | 156.3 | 156.5 | 156.5 | 2.9 | 0 |
| Metal lathes (turning machines) numerically & nonnumerically controlled | | 333512-3 | 06/83 | 193.0 | 193.0 | 193.0 | 4.3 | 0 |
| Metal milling machines (excluding machining centers) | | 333512-4 | 06/83 | 172.1 | 172.1 | 172.1 | 8.2 | 0 |
| Parts for metal cutting machine tools (sold separately) & rebuilt machine tools | | 333512-6 | 06/83 | 162.3 | 163.7 | 163.7 | 2.8 | 0 |
| Metal machining centers (multifunction numerically controlled machines) | | 333512-7 | 06/83 | 133.3 | 133.2 | 133.3 | 2.4 | .1 |
| | | | 06/83 | 147.6 | 148.0 | 148.0 | (³) | 0 |

See footnotes at end of table.

Table 5. Producer price indexes for the net output of selected industries and their products, not seasonally adjusted
—Continued

| Industry and product ¹ | Industry code | Product code | Index base | Index | | | Percent change to June 2006 from: | |
|--|---------------|--------------|------------|------------------------|-----------------------|------------------------|-----------------------------------|------------------|
| | | | | Feb. 2006 ² | May 2006 ² | June 2006 ² | June 2005 | May 2006 |
| Machine tool (metal cutting types) mfg—Continued | | | | | | | | |
| Metal station type machines | | 333512-8 | 06/83 | 153.7 | 153.7 | 153.7 | 0.0 | 0.0 |
| Other metal cutting machine tools (exc those designed for home workshops, etc.) | | 333512-9 | 06/83 | 157.5 | 157.4 | 157.7 | .6 | .2 |
| Secondary products and miscellaneous receipts | | 333512-SM | | | | | | |
| Miscellaneous receipts | | 333512-M | 06/83 | 228.8 | 229.9 | 229.9 | 2.0 | 0 |
| Secondary products | | 333512-S | 06/83 | 186.1 | 186.1 | 188.8 | (³) | -.2 |
| Machine tool (metal forming types) mfg | 333513 | | 06/81 | 193.3 | 195.2 | 194.8 | 2.7 | -.2 |
| Primary products | | 333513-P | 06/81 | 199.5 | 201.2 | 200.8 | 2.7 | -.2 |
| Punching, shearing, bending, and forming machines | | 333513-1 | 06/81 | 166.5 | 166.5 | 166.5 | 4.4 | 0 |
| Presses, except forging | | 333513-2 | 06/81 | 227.9 | 227.9 | 227.9 | 1.7 | 0 |
| Other metal forming machine tools and forging machines | | 333513-3 | 06/81 | 221.5 | 227.7 | 225.9 | 2.2 | -.8 |
| Rebuilt metal forming machine tools and parts for metal forming machine tools | | 333513-4 | 06/81 | 193.0 | 194.4 | 194.4 | 1.9 | 0 |
| Secondary products and miscellaneous receipts | | 333513-SM | | | | | | |
| Miscellaneous receipts | | 333513-M | 12/92 | 144.5 | 149.0 | 149.0 | 4.6 | 0 |
| Secondary products | | 333513-S | 06/81 | 154.8 | (³) | (³) | (³) | (³) |
| Special die/tool, die set, jig & fixture mfg | 333514 | | 12/03 | 100.7 | 100.4 | 100.5 | .2 | .1 |
| Primary products | | 333514-P | 06/81 | 167.0 | 166.6 | 166.8 | .1 | .1 |
| Special dies and tools, die sets, jigs, and fixtures | | 333514-1 | 06/81 | 167.0 | 166.6 | 166.8 | .1 | .1 |
| Jigs and fixtures, including parts | | 333514-11 | 06/81 | 236.5 | 233.4 | 235.6 | -.3 | .9 |
| Metalworking die and die sets | | 333514-13 | 12/02 | 102.8 | 102.8 | 102.7 | -.7 | -.1 |
| Standard punches, industrial prototypes, die parts & other special tooling, dies | | 333514-17 | 06/94 | 113.2 | 113.1 | 113.1 | 1.9 | 0 |
| Secondary products and miscellaneous receipts | | 333514-SM | | | | | | |
| Secondary products | | 333514-S | 12/03 | 100.8 | 100.2 | 100.2 | .9 | 0 |
| Cutting tool & machine tool accessory mfg | 333515 | | 06/83 | 156.2 | 156.4 | 157.0 | 4.7 | .4 |
| Primary products | | 333515-P | 06/83 | 152.3 | 152.5 | 153.2 | 4.6 | .5 |
| Small cutting tools for machine tools and metalworking machinery | | 333515-1 | 06/83 | 145.1 | 145.2 | 146.1 | 4.4 | .6 |
| Carbon steel & high-speed steel shank twist drills for machine tools | | 333515-12 | 06/83 | 145.8 | 145.7 | 145.7 | 2.3 | 0 |
| Twist drills, gun drills, combined drills, countersinks, and counterbores | | 333515-13 | 12/00 | 98.1 | 98.7 | 99.1 | 4.6 | .4 |
| End mills and milling cutters | | 333515-14 | 06/83 | 154.6 | 154.8 | 154.8 | 2.4 | 0 |
| Threading tools | | 333515-15 | 06/83 | 160.6 | 160.8 | 160.8 | 1.0 | 0 |
| Blanks, tips, and inserts | | 333515-16 | 06/83 | 143.7 | 144.1 | 146.1 | 5.0 | 1.4 |
| Other cutting tools, including broaches, reamers, hobs, and rotary burrs | | 333515-17 | 12/00 | 110.2 | 110.2 | 110.6 | 6.1 | .4 |
| Other attachments and accessories for machine tools and metalworking machinery | | 333515-3 | 06/83 | 170.9 | 170.9 | 170.9 | 5.0 | 0 |
| Tool holders | | 333515-31 | 06/83 | 166.5 | 166.5 | 166.5 | 2.8 | 0 |
| Work holding devices and other attachments and accessories | | 333515-32 | 12/00 | 116.4 | 116.4 | 116.4 | 6.9 | 0 |
| Secondary products and miscellaneous receipts | | 333515-SM | | | | | | |
| Miscellaneous receipts | | 333515-M | 01/87 | 177.1 | 177.3 | 177.3 | 2.3 | 0 |
| Secondary products | | 333515-S | 06/83 | 170.2 | (³) | (³) | (³) | (³) |
| Rolling mill machinery & equipment mfg | 333516 | | 12/81 | 203.0 | 211.3 | 207.3 | 3.7 | -1.9 |
| Primary products | | 333516-P | 12/81 | 208.2 | 217.9 | 213.2 | 4.2 | -2.2 |
| Cold rolling mill machinery | | 333516-2 | 06/93 | 115.9 | (³) | (³) | (³) | (³) |
| Rolling mill machinery, n.e.c., including tube mill machinery | | 333516-3 | 12/81 | 238.7 | 258.4 | 248.9 | 6.0 | -3.7 |
| Secondary products and miscellaneous receipts | | 333516-SM | | | | | | |
| Miscellaneous receipts | | 333516-M | 12/03 | 111.2 | 111.2 | (³) | (³) | (³) |
| Other metalworking machinery mfg | 333518 | | 06/83 | 184.9 | 185.7 | 185.7 | 1.8 | 0 |
| Primary products | | 333518-P | 06/83 | 184.0 | 185.0 | 185.0 | 2.0 | 0 |
| Assembly machines | | 333518-2 | 06/83 | 167.0 | 168.1 | 168.1 | 1.1 | 0 |
| Transfer type assembly machines | | 333518-213 | 12/97 | 102.5 | 103.4 | 103.3 | -.3 | -.1 |
| Special purpose and all other types | | 333518-219 | 06/83 | 175.1 | 176.1 | 176.1 | 1.9 | 0 |
| Other metalworking machinery | | 333518-5 | 06/83 | 206.4 | 206.8 | 207.0 | 4.2 | .1 |
| Machines for weaving and wire fabricating and wire drawing machines and draw benches | | 333518-511 | 06/83 | 182.0 | 182.0 | 182.7 | .4 | .4 |
| Coil handling equipment (conversion or straightening) | | 333518-541 | 06/83 | 214.2 | 215.5 | 215.5 | 2.4 | 0 |
| All other metalworking machinery n.e.c. | | 333518-598 | 06/83 | 213.8 | 213.8 | 213.8 | 6.6 | 0 |
| Secondary products and miscellaneous receipts | | 333518-SM | | | | | | |
| Secondary products | | 333518-S | 06/83 | 184.6 | 184.6 | 184.6 | .5 | 0 |
| Engine, turbine & power transmission equipment mfg | 3336 | | 12/84 | 146.9 | 147.1 | 147.6 | 3.1 | .3 |
| Engine, turbine & power transmission equip mfg | 33361 | | 12/84 | 146.9 | 147.1 | 147.6 | 3.1 | .3 |
| Turbine & turbine generator set unit mfg | 333611 | | 06/82 | 159.0 | 159.5 | 161.0 | 1.8 | .9 |
| Primary products | | 333611-P | 06/82 | 165.0 | 165.6 | 167.2 | 1.8 | 1.0 |
| Turbine generator sets | | 333611-3 | 12/03 | 101.6 | 102.5 | 103.8 | 1.9 | 1.3 |
| Steam, gas, and other turbines and turbine generators | | 333611-4 | 12/03 | 101.5 | 101.5 | 102.7 | .6 | 1.2 |
| Parts & accessories for turbines, turbine generators, and turbine generator sets | | 333611-7 | 12/03 | 105.1 | 105.1 | 105.2 | 4.2 | .1 |
| Secondary products and miscellaneous receipts | | 333611-SM | | | | | | |

See footnotes at end of table.

Table 5. Producer price indexes for the net output of selected industries and their products, not seasonally adjusted
—Continued

| Industry and product ¹ | Industry code | Product code | Index base | Index | | | Percent change to June 2006 from: | |
|--|---------------|--------------|------------|------------------------|-----------------------|------------------------|-----------------------------------|------------------|
| | | | | Feb. 2006 ² | May 2006 ² | June 2006 ² | June 2005 | May 2006 |
| Speed changers, industrial high speed drive, and gear mfg | 333612 | | 12/83 | 199.1 | 199.7 | 199.7 | 3.6 | 0.0 |
| Primary products | | 333612-P | 12/83 | 190.4 | 190.8 | 190.8 | 3.4 | 0 |
| Loose gearing, including gears, pinions, racks, and worms, sold separately | | 333612-3 | 12/83 | 146.2 | 147.2 | 147.3 | 2.2 | .1 |
| Speed changers, & ind. high speed drives, & parts other than loose gearing ... | | 333612-7 | 12/03 | 115.5 | 115.5 | 115.5 | 3.8 | 0 |
| Secondary products and miscellaneous receipts | | 333612-SM | | | | | | |
| Miscellaneous receipts | | 333612-M | 07/84 | 186.3 | 196.3 | 196.3 | 8.5 | 0 |
| Secondary products | | 333612-S | 12/83 | 268.9 | 267.8 | 267.8 | 4.8 | 0 |
| Mechanical power transmission equipment mfg | 333613 | | 12/84 | 182.6 | 184.2 | 184.4 | 4.4 | .1 |
| Primary products | | 333613-P | 12/84 | 179.2 | 180.2 | 180.2 | 3.8 | 0 |
| Plain bearings and bushings | | 333613-1 | 12/84 | 143.0 | 142.9 | 143.2 | .6 | .2 |
| Mechanical power transmission equip, except speed changers, drives, & gears, nec | | 333613-3 | 12/84 | 186.7 | 187.9 | 187.9 | 4.3 | 0 |
| Secondary products and miscellaneous receipts | | 333613-SM | | | | | | |
| Miscellaneous receipts | | 333613-M | 02/85 | 191.5 | 195.8 | 195.8 | 4.4 | 0 |
| Secondary products | | 333613-S | 12/84 | 203.5 | 208.8 | 209.3 | 7.6 | .2 |
| Other engine equipment mfg | 333618 | | 12/82 | 147.6 | 147.5 | 147.8 | 3.3 | .2 |
| Primary products | | 333618-P | 12/82 | 147.2 | 147.0 | 147.3 | 3.3 | .2 |
| Parts & accessories (except aircraft and gasoline automotive engines) | | 333618-F | 12/82 | 159.2 | 159.3 | 159.4 | 4.7 | .1 |
| Gasoline engines (except aircraft, automobile, highway truck, bus & tank) | | 333618-1 | 12/95 | 113.1 | (³) | (³) | (³) | (³) |
| Diesel, semidiesel and dual fuel engines (except automotive) | | 333618-3 | 12/82 | 137.3 | 137.3 | 137.3 | 3.0 | 0 |
| Diesel, semidiesel, and dual-fuel engines for automobiles, trucks, and buses .. | | 333618-5 | 12/82 | 144.7 | 144.7 | 144.8 | 2.5 | .1 |
| Piston-type natural gas engines, including LPG engines (excluding gas turbines) | | 333618-9 | 12/00 | (³) | (³) | (³) | (³) | (³) |
| Secondary products and miscellaneous receipts | | 333618-SM | | | | | | |
| Miscellaneous receipts | | 333618-M | 12/82 | 155.6 | 157.6 | 157.6 | 5.0 | 0 |
| Secondary products | | 333618-S | 12/82 | 142.9 | 143.6 | 143.6 | 1.1 | 0 |
| Other general purpose machinery mfg | 3339 | | 12/03 | 109.7 | 110.6 | 111.0 | 3.2 | .4 |
| Pump & compressor mfg | 33391 | | 12/03 | 111.1 | 112.0 | 112.2 | 3.5 | .2 |
| Pump & pumping equipment mfg | 333911 | | 12/83 | 195.5 | 198.7 | 199.1 | 4.9 | .2 |
| Primary products | | 333911-P | 12/83 | 193.4 | 196.7 | 197.1 | 5.3 | .2 |
| Industrial pumps, except hydraulic fluid power pumps | | 333911-1 | 12/83 | 196.7 | 200.9 | 201.1 | 4.9 | .1 |
| Domestic water systems | | 333911-4 | 12/83 | 165.1 | 166.9 | 169.2 | 6.0 | 1.4 |
| Pumps n.e.c. | | 333911-5 | 12/83 | 142.2 | 145.1 | 145.0 | 5.0 | -.1 |
| Domestic sump pumps, oil-well and oil-field pumps, except boiler feed | | 333911-516 | 12/01 | 109.0 | 111.7 | 111.2 | 4.8 | -.4 |
| Other pumps, except automotive circulating pumps, and measuring & dispensing pum | | 333911-517 | 12/01 | 108.1 | 109.4 | 110.1 | 5.4 | .6 |
| Parts and attachments for pumps and pumping equipment, excl. compressors | | 333911-6 | 12/83 | 230.4 | 231.7 | 232.6 | 6.7 | .4 |
| Secondary products and miscellaneous receipts | | 333911-SM | | | | | | |
| Miscellaneous receipts | | 333911-M | 12/83 | 243.1 | 243.1 | 244.6 | 2.5 | .6 |
| Secondary products | | 333911-S | 12/83 | 174.9 | 180.2 | 180.2 | 3.0 | 0 |
| Air and gas compressor mfg | 333912 | | 06/84 | 164.7 | 164.5 | 164.7 | 2.2 | .1 |
| Primary products | | 333912-P | 06/84 | 164.4 | 163.9 | 164.1 | 2.6 | .1 |
| Air and gas compressors and vacuum pumps | | 333912-1 | 06/84 | 162.8 | 162.1 | 162.1 | 2.9 | 0 |
| Parts & attach. for air gas compressors, ex. refrigeration, ice making, & a/c | | 333912-4 | 06/84 | 167.4 | 169.3 | 170.6 | 5.1 | .8 |
| Industrial spraying equipment | | 333912-7 | 06/84 | 158.7 | 156.8 | 156.8 | -6 | 0 |
| Secondary products and miscellaneous receipts | | 333912-SM | | | | | | |
| Miscellaneous receipts | | 333912-M | 11/86 | 142.8 | 143.9 | 143.9 | -.7 | 0 |
| Secondary products | | 333912-S | 06/84 | 187.8 | 187.8 | 187.8 | 3.0 | 0 |
| Measuring and dispensing pumps mfg | 333913 | | 06/84 | 159.5 | 159.5 | 160.0 | 1.5 | .3 |
| Primary products | | 333913-P | 06/84 | 157.4 | 157.4 | 157.9 | 1.5 | .3 |
| Measuring and dispensing pumps | | 333913-4 | 12/03 | 107.9 | 107.9 | 108.3 | 1.5 | .4 |
| Secondary products and miscellaneous receipts | | 333913-SM | | | | | | |
| Material handling equipment mfg | 33392 | | 12/03 | 112.2 | 113.6 | 114.1 | 3.2 | .4 |
| Elevator and moving stairway mfg | 333921 | | 06/81 | 137.5 | 138.9 | 138.8 | 1.8 | -.1 |
| Primary products | | 333921-P | 06/81 | 136.1 | 137.4 | 137.4 | 1.7 | 0 |
| Elevators and moving stairways | | 333921-1 | 06/81 | 131.2 | 132.4 | 132.3 | .8 | -.1 |
| Parts and attachments for elevators and moving stairways (sold separately) ... | | 333921-3 | 06/81 | 174.7 | 176.8 | 176.7 | 4.6 | -.1 |
| Secondary products and miscellaneous receipts | | 333921-SM | | | | | | |
| Miscellaneous receipts | | 333921-M | 06/81 | 135.6 | (³) | (³) | (³) | (³) |
| Secondary products | | 333921-S | 06/05 | 100.0 | (³) | (³) | (³) | (³) |
| Conveyor & conveying equipment mfg | 333922 | | 06/84 | 157.2 | 158.6 | 159.0 | 2.4 | .3 |
| Primary products | | 333922-P | 06/84 | 152.6 | 154.3 | 154.7 | 3.0 | .3 |
| Unit handling conveyors and conveying systems, except hoists and farm elevators | | 333922-3 | 06/84 | 138.6 | 140.6 | 141.1 | 3.0 | .4 |
| Gravity conveyors (skate wheel and roller) | | 333922-311 | 06/84 | 136.8 | 138.9 | 139.4 | 1.5 | .4 |
| Trolley conveyors (overhead systems) | | 333922-312 | 06/84 | 131.1 | 131.1 | 131.3 | .5 | .2 |

See footnotes at end of table.

Table 5. Producer price indexes for the net output of selected industries and their products, not seasonally adjusted

—Continued

| Industry and product ¹ | Industry code | Product code | Index base | Index | | | Percent change to June 2006 from: | |
|---|---------------|--------------|------------|------------------------|-----------------------|------------------------|-----------------------------------|------------------|
| | | | | Feb. 2006 ² | May 2006 ² | June 2006 ² | June 2005 | May 2006 |
| Conveyor & conveying equipment mfg—Continued | | | | | | | | |
| Powered conveyors (belt and roller) | | 333922-314 | 06/84 | 135.5 | 137.4 | 137.9 | 3.3 | 0.4 |
| All other unit handling conveyors & conveying syst., incl. pneum. tube conveyors | | 333922-319 | 12/95 | 122.2 | 130.7 | 131.3 | 8.5 | .5 |
| Parts and accessories for unit handling conveyors & conveying systems, sold sep | | 333922-4 | 06/84 | 168.1 | 170.2 | 170.8 | 2.9 | .4 |
| Bulk material handling conveyors & conveying syst., exc. hoists & farm elevators | | 333922-5 | 06/84 | 156.4 | 157.6 | 157.5 | 3.6 | -.1 |
| Conveyors and elevators | | 333922-511 | 06/84 | 156.3 | 157.3 | 157.2 | 3.5 | -.1 |
| All other bulk handling conveyors and conveying syst. incl. loading, unloading | | 333922-514 | 06/01 | 116.9 | 118.2 | 118.3 | 3.9 | .1 |
| Parts and accessories for bulk material handling conveyors and conveying systems | | 333922-6 | 06/84 | 209.5 | 210.3 | 211.1 | 1.3 | .4 |
| Secondary products and miscellaneous receipts | | 333922-SM | | | | | | |
| Miscellaneous receipts | | 333922-M | 06/84 | 177.6 | 177.7 | 177.9 | 4.5 | .1 |
| Secondary products | | 333922-S | 06/84 | 178.8 | 178.8 | (³) | (³) | (³) |
| Overhead traveling crane, hoist, & monorail system mfg | 333923 | | 12/03 | 121.2 | 124.1 | 125.2 | 5.5 | .9 |
| Primary products | | 333923-P | 12/03 | 122.1 | 125.3 | 126.6 | 5.9 | 1.0 |
| Hoists | | 333923-1 | 12/84 | 173.0 | 179.6 | 184.1 | 6.9 | 2.5 |
| Overhead traveling cranes and monorail systems | | 333923-3 | 12/84 | 167.8 | 167.9 | 168.3 | 6.3 | .2 |
| Winches, aerial work platforms, and automotive wrecker hoists | | 333923-7 | 12/03 | 127.7 | 131.6 | 132.8 | 5.6 | .9 |
| Secondary products and miscellaneous receipts | | 333923-SM | | | | | | |
| Miscellaneous receipts | | 333923-M | 12/03 | 109.6 | 109.6 | 109.9 | 4.4 | .3 |
| Secondary products | | 333923-S | 12/03 | 119.1 | 119.1 | 119.1 | .2 | 0 |
| Industrial truck, tractor, trailer, stacker machinery mfg | 333924 | | 12/79 | 172.1 | 173.9 | 174.9 | 3.1 | .6 |
| Primary products | | 333924-P | 12/79 | 169.5 | 170.7 | 171.9 | 2.4 | .7 |
| Industrial trucks and tractors, motorized and hand powered | | 333924-1 | 12/79 | 163.5 | 164.8 | 166.2 | 2.5 | .8 |
| Work trucks w/ lifting & handling equip, riding, electric, self-propelled | | 333924-101 | 06/02 | 109.9 | 111.3 | 111.8 | 1.7 | .4 |
| Work trucks w/ lifting & handling equip, non-riding electric or any non-electric | | 333924-102 | 06/02 | 115.0 | 114.9 | 116.5 | 2.2 | 1.4 |
| Work trucks, not fitted with lifting and handling equipment, elec. or non elec | | 333924-103 | 06/02 | 109.8 | 109.9 | 111.5 | 1.8 | 1.5 |
| Bulk powered material moving equipment | | 333924-104 | 06/02 | 109.9 | 112.2 | 112.3 | 4.3 | .1 |
| Parts and attachments for industrial work trucks | | 333924-3 | 12/86 | 150.5 | 150.8 | 150.8 | 1.9 | 0 |
| Secondary products and miscellaneous receipts | | 333924-SM | | | | | | |
| Miscellaneous receipts | | 333924-M | 12/86 | 143.8 | 147.8 | 148.2 | 4.7 | .3 |
| Secondary products | | 333924-S | 12/79 | 232.2 | 241.2 | 241.2 | 14.4 | 0 |
| All other general purpose machinery mfg | 33399 | | 12/03 | 107.6 | 108.3 | 108.6 | 2.9 | .3 |
| Power-driven hand tool mfg | 333991 | | 12/80 | 175.8 | 174.3 | 174.3 | -1.0 | 0 |
| Primary products | | 333991-P | 12/80 | 166.5 | 164.9 | 164.9 | -1.2 | 0 |
| Power-driven handtools, pneumatic, hydraulic, and powder-actuated | | 333991-2 | 12/80 | 211.7 | 211.8 | 211.8 | .3 | 0 |
| Power-driven handtools, battery-powered (cordless) | | 333991-4 | 12/04 | 97.8 | (³) | (³) | (³) | (³) |
| Power-driven handtools, electric (excluding battery powered) | | 333991-5 | 12/04 | 100.5 | 98.6 | 98.6 | -1.7 | 0 |
| Secondary products and miscellaneous receipts | | 333991-SM | | | | | | |
| Miscellaneous receipts | | 333991-M | 06/86 | 153.6 | 153.6 | 153.6 | .3 | 0 |
| Welding & soldering equipment mfg | 333992 | | 12/84 | 187.0 | 190.5 | 190.3 | 4.3 | -.1 |
| Primary products | | 333992-P | 12/84 | 193.6 | 196.5 | 196.3 | 3.6 | -.1 |
| Other welding equip., components, and accessories (exc. arc, resistance, & gas) | | 333992-A | 06/90 | 121.4 | 121.4 | 121.4 | .2 | 0 |
| Arc welding machines, comp., & access., exc. electrodes (excl. stud welding eq.) | | 333992-1 | 12/84 | 179.7 | 182.2 | 182.2 | 4.1 | 0 |
| Arc welding electrodes, metal | | 333992-3 | 12/84 | 247.1 | 251.3 | 249.5 | 2.2 | -.7 |
| Resistance welders, components, accessories, and electrodes | | 333992-7 | 12/84 | 163.5 | 169.3 | 169.3 | 10.1 | 0 |
| Gas welding and cutting equipment, parts, attachments, and accessories | | 333992-9 | 06/83 | 176.2 | 176.5 | 180.9 | 5.5 | 2.5 |
| Secondary products and miscellaneous receipts | | 333992-SM | | | | | | |
| Miscellaneous receipts | | 333992-M | 12/84 | 158.9 | 160.6 | 160.6 | 2.0 | 0 |
| Secondary products | | 333992-S | 12/84 | 144.3 | 158.7 | 158.7 | 19.6 | 0 |
| Packaging machinery mfg | 333993 | | 12/88 | 146.3 | 146.5 | 148.2 | 2.1 | 1.2 |
| Primary products | | 333993-P | 12/88 | 146.9 | 147.0 | 149.0 | 2.1 | 1.4 |
| Packing, packaging and bottling machinery, excluding parts | | 333993-3 | 12/88 | 144.9 | 145.1 | 146.0 | 1.5 | .6 |
| Filling machinery | | 333993-331 | 12/88 | 134.5 | (³) | (³) | (³) | (³) |
| Forming, filling and sealing machinery, bag or pouch(must perform all three func) | | 333993-333 | 12/88 | 170.7 | 170.7 | 170.7 | 2.0 | 0 |
| Wrapping, banding, bundling, fastening, and sleeve wrapping machinery | | 333993-334 | 12/96 | 115.0 | 116.0 | 116.0 | 1.6 | 0 |
| Case forming, opening, loading, unloading, and sealing machinery | | 333993-336 | 12/88 | 143.8 | (³) | 143.8 | -.7 | (³) |
| Cartoning, multipacking, and leaflet/coupon placing machinery | | 333993-337 | 12/96 | 117.2 | (³) | (³) | (³) | (³) |
| Labeling, code marking, and imprinting machinery | | 333993-338 | 12/96 | 116.0 | 116.1 | 121.1 | 5.1 | 4.3 |
| Other packaging and bottling machinery | | 333993-339 | 12/96 | 120.5 | 120.7 | 120.7 | 1.0 | 0 |
| Parts for packaging and bottling machinery | | 333993-4 | 12/88 | 158.2 | 158.3 | 166.9 | 5.7 | 5.4 |
| Secondary products and miscellaneous receipts | | 333993-SM | | | | | | |
| Miscellaneous receipts | | 333993-M | 12/88 | 127.6 | 127.6 | (³) | (³) | (³) |

See footnotes at end of table.

Table 5. Producer price indexes for the net output of selected industries and their products, not seasonally adjusted

—Continued

| Industry and product ¹ | Industry code | Product code | Index base | Index | | | Percent change to June 2006 from: | |
|--|---------------|--------------|------------|------------------------|-----------------------|------------------------|-----------------------------------|------------------|
| | | | | Feb. 2006 ² | May 2006 ² | June 2006 ² | June 2005 | May 2006 |
| Packaging machinery mfg—Continued | | | | | | | | |
| Secondary products | | 333993-S | 12/88 | 157.8 | 158.5 | 158.5 | 0.4 | 0.0 |
| Industrial process furnace and oven mfg | 333994 | | 06/81 | 178.6 | 179.8 | 180.2 | 3.3 | .2 |
| Primary products | | 333994-P | 06/81 | 177.2 | 178.4 | 178.7 | 2.9 | .2 |
| Industrial process furnace and oven mfg | | 333994-7 | 12/04 | 103.8 | 104.5 | 104.6 | 2.9 | .1 |
| Secondary products and miscellaneous receipts | | 333994-SM | | | | | | |
| Miscellaneous receipts | | 333994-M | 12/86 | 119.4 | 119.6 | 119.6 | 11.2 | 0 |
| Secondary products | | 333994-S | 06/81 | 188.4 | 188.4 | 192.4 | 3.7 | 2.1 |
| Fluid power cylinder & actuator mfg | 333995 | | 06/90 | 156.0 | 158.4 | 158.1 | 4.4 | -.2 |
| Primary products | | 333995-P | 06/90 | 150.5 | 153.8 | 153.4 | 3.4 | -.3 |
| Non-aerospace type hydraulic fluid power cylinders & actuators, linear & rotary | | 333995-4 | 06/90 | 142.9 | 143.5 | 143.5 | 3.0 | 0 |
| Non-aerospace type pneumatic fluid power cylinders & actuators, linear & rotary | | 333995-5 | 06/90 | 150.1 | 158.5 | 157.1 | 5.9 | -.9 |
| Parts for hydraulic and pneumatic fluid power cylinders and actuators | | 333995-9 | 06/90 | 155.8 | 167.9 | 167.1 | 7.3 | -.5 |
| Secondary products and miscellaneous receipts | | 333995-SM | | | | | | |
| Secondary products | | 333995-S | 06/90 | 158.8 | (³) | (³) | (³) | (³) |
| Fluid power pump & motor mfg | 333996 | | 06/90 | 139.4 | 139.7 | 139.7 | 4.7 | 0 |
| Primary products | | 333996-P | 06/90 | 143.6 | 144.0 | 144.0 | 5.5 | 0 |
| Non-aerospace type reciprocating pumps | | 333996-3 | 12/97 | 112.0 | 112.9 | 112.9 | 4.8 | 0 |
| Non-aerospace type rotary pumps | | 333996-4 | 12/97 | 111.3 | 111.3 | 111.3 | 3.0 | 0 |
| Non-aerospace type fluid power motors | | 333996-5 | 12/97 | 127.0 | 127.3 | 127.3 | 5.7 | 0 |
| Parts for fluid power pumps and motors | | 333996-9 | 12/97 | 120.5 | 120.5 | 120.5 | 8.2 | 0 |
| Secondary products and miscellaneous receipts | | 333996-SM | | | | | | |
| Miscellaneous receipts | | 333996-M | 06/99 | 105.1 | (³) | 105.1 | 1.7 | (³) |
| Secondary products | | 333996-S | 06/90 | 120.7 | 120.7 | 120.7 | 2.3 | 0 |
| Scale & balance (except laboratory) mfg | 333997 | | 12/80 | 129.9 | 130.1 | 129.7 | .8 | -.3 |
| Primary products | | 333997-P | 12/80 | 131.3 | 131.4 | 131.4 | 1.1 | 0 |
| Vehicle and industrial scales | | 333997-1 | 12/91 | 119.3 | 119.3 | 119.3 | .8 | 0 |
| Retail, commercial, household, and mailing scales | | 333997-2 | 12/91 | 112.2 | 112.2 | 112.2 | 1.5 | 0 |
| Parts, attachments, and accessories for scales and balances | | 333997-3 | 12/91 | 105.4 | 106.1 | 106.1 | 1.2 | 0 |
| Secondary products and miscellaneous receipts | | 333997-SM | | | | | | |
| Miscellaneous receipts | | 333997-M | 12/80 | 100.9 | (³) | (³) | (³) | (³) |
| All other miscellaneous general purpose machinery mfg | 333999 | | 12/84 | 172.4 | 173.6 | 174.3 | 3.4 | .4 |
| Primary products | | 333999-P | 12/84 | 170.5 | 171.8 | 172.6 | 3.8 | .5 |
| Filters and strainers, except fluid power | | 333999-3 | 12/88 | 155.8 | 158.5 | 159.8 | 7.0 | .8 |
| Filter and strainer assemblies w/ or wo/ filter element installed, for water | | 333999-304 | 12/00 | 115.2 | 119.8 | 119.8 | 10.8 | 0 |
| Filter and strainer assemblies w/ or wo/ filter element installed, for other flu | | 333999-308 | 12/00 | 113.5 | 115.5 | 115.6 | 7.3 | .1 |
| Parts and accessories, sold separately | | 333999-309 | 12/88 | 197.6 | 166.1 | 197.6 | 18.9 | 19.0 |
| Reusable (cleanable) media filters and strainers, except for fluid power | | 333999-311 | 12/88 | 140.5 | 141.7 | 141.7 | -3.6 | 0 |
| Nonreusable, including disposable (throw away) filter cartridges | | 333999-312 | 12/88 | 157.8 | 162.8 | 162.8 | 6.6 | 0 |
| General industrial machinery, n.e.c. | | 333999-9 | 12/84 | 164.6 | 165.1 | 165.6 | 2.5 | .3 |
| Secondary products and miscellaneous receipts | | 333999-SM | | | | | | |
| Miscellaneous receipts | | 333999-M | 12/84 | 211.9 | 213.0 | 212.9 | 1.9 | 0 |
| Secondary products | | 333999-S | 12/84 | 157.7 | 159.0 | (³) | (³) | (³) |
| Computer & electronic product mfg | 334 | | 12/03 | 96.5 | 96.7 | 96.6 | -1.0 | -.1 |
| Computer & peripheral equipment mfg | 3341 | | 12/84 | 26.5 | 26.1 | 25.9 | -5.8 | -.8 |
| Computer & peripheral equipment mfg | 33411 | | 12/84 | 26.5 | 26.1 | 25.9 | -5.8 | -.8 |
| Electronic computer mfg | 334111 | | 12/04 | 86.0 | 83.2 | 82.1 | -11.3 | -1.3 |
| Primary products | | 334111-P | 12/04 | 73.7 | 68.1 | 65.9 | -22.8 | -3.2 |
| Other computers (array, analog, hybrid, special purpose computers) | | 334111-D | 12/04 | 98.8 | (³) | 98.6 | -.9 | (³) |
| Host computers, multiusers (mainframes, med. scale systems, UNIX and PC servers) | | 334111-6 | 12/04 | 78.3 | 71.5 | 69.0 | -20.7 | -3.5 |
| Single user computers, microprocessor based, general purpose | | 334111-7 | 12/04 | 67.4 | 62.2 | 60.1 | -27.2 | -3.4 |
| Personal computers and workstations (excluding portable computers) | | 334111-71 | 12/04 | 68.1 | 63.2 | 60.6 | -26.5 | -4.1 |
| Portable computers, laptops, PDAs and other single user computers | | 334111-72 | 12/04 | 63.4 | 56.1 | 57.1 | -31.1 | 1.8 |
| Secondary products and miscellaneous receipts | | 334111-SM | | | | | | |
| Miscellaneous receipts | | 334111-M | 12/98 | (³) | (³) | (³) | (³) | (³) |
| Secondary products | | 334111-S | 12/98 | (³) | (³) | (³) | (³) | (³) |
| Computer storage device mfg | 334112 | | 12/04 | 93.0 | 92.4 | 92.4 | -7.9 | 0 |
| Primary products | | 334112-P | 12/04 | 78.4 | 76.9 | 76.9 | -21.2 | 0 |
| Computer storage devices (except parts, attachments and accessories) | | 334112-1 | 12/04 | 73.6 | 72.2 | 72.2 | -22.2 | 0 |
| Parts, attachments and accessories for computer storage devices | | 334112-2 | 12/04 | (³) | (³) | (³) | (³) | (³) |
| Secondary products and miscellaneous receipts | | 334112-SM | | | | | | |
| Miscellaneous receipts | | 334112-M | 12/92 | (³) | (³) | (³) | (³) | (³) |
| Secondary products | | 334112-S | 06/01 | (³) | (³) | (³) | (³) | (³) |

See footnotes at end of table.

Table 5. Producer price indexes for the net output of selected industries and their products, not seasonally adjusted
—Continued

| Industry and product ¹ | Industry code | Product code | Index base | Index | | | Percent change to June 2006 from: | |
|--|---------------|--------------|------------|------------------------|-----------------------|------------------------|-----------------------------------|------------------|
| | | | | Feb. 2006 ² | May 2006 ² | June 2006 ² | June 2005 | May 2006 |
| Computer terminal mfg | 334113 | | 12/93 | 86.5 | 86.5 | 86.5 | 1.1 | 0.0 |
| Primary products | | 334113-P | 12/93 | 81.5 | 81.5 | 81.5 | 1.2 | 0 |
| Computer terminals including remote batch terminals and teleprinters | | 334113-5 | 12/93 | 82.7 | 82.7 | 82.7 | 1.5 | 0 |
| Parts, attachments, and accessories for computer terminals | | 334113-6 | 12/93 | 65.7 | (³) | (³) | (³) | (³) |
| Secondary products and miscellaneous receipts | | 334113-SM | | | | | | |
| Secondary products | | 334113-S | 12/01 | 106.9 | 106.9 | 106.9 | (³) | 0 |
| Other computer peripheral equipment mfg | 334119 | | 12/93 | 76.6 | 76.1 | 75.9 | -.9 | -.3 |
| Primary products | | 334119-P | 12/93 | 71.6 | 70.9 | 70.6 | -1.5 | -.4 |
| Parts and attachments for point-of-sale terminals and funds-transfer devices .. | | 334119-D | 12/03 | 104.3 | 105.0 | 104.9 | -1.5 | -.1 |
| Computer peripheral equipment, n.e.c. | | 334119-1 | 12/93 | 61.6 | 61.5 | 61.1 | -.8 | -.7 |
| Computer printers | | 334119-11 | 12/93 | 53.9 | 53.8 | 53.2 | -1.7 | -1.1 |
| All other peripheral equipment, n.e.c. | | 334119-12 | 06/99 | (³) | (³) | (³) | (³) | (³) |
| Parts, attachments and accessories for computer peripheral equipment, n.e.c. | | 334119-4 | 12/93 | 100.2 | 94.9 | 95.6 | -4.8 | .7 |
| Secondary products and miscellaneous receipts | | 334119-SM | | | | | | |
| Miscellaneous receipts | | 334119-M | 12/93 | 101.4 | 101.4 | 101.4 | .1 | 0 |
| Secondary products | | 334119-S | 08/94 | 90.4 | 90.4 | 90.4 | 0 | 0 |
| Communications equipment mfg | 3342 | | 12/85 | 96.1 | 96.3 | 95.8 | -1.4 | -.5 |
| Telephone apparatus mfg | 33421 | | 12/03 | 91.6 | 91.8 | 91.3 | -3.3 | -.5 |
| Telephone apparatus mfg | 334210 | | 12/85 | 92.1 | 92.2 | 91.7 | -3.3 | -.5 |
| Primary products | | 334210-P | 12/85 | 91.4 | 91.6 | 91.6 | -3.0 | 0 |
| Telephone switching and switchboard equipment | | 334210-1 | 12/85 | 101.0 | (³) | (³) | (³) | (³) |
| Telephone and telegraph apparatus, carrier line equip, and nonconsumer modems | | 334210-4 | 12/00 | 92.2 | 92.2 | 92.2 | -.9 | 0 |
| All other telephone-telegraph & data communication apparatus, incl telephone set | | 334210-7 | 12/00 | 67.6 | 67.9 | 68.0 | -6.1 | .1 |
| Secondary products and miscellaneous receipts | | 334210-SM | | | | | | |
| Miscellaneous receipts | | 334210-M | 12/85 | (³) | (³) | (³) | (³) | (³) |
| Secondary products | | 334210-S | 12/85 | 61.1 | 61.1 | 56.9 | -6.9 | -6.9 |
| Radio/TV broadcast & wireless comm equip mfg | 33422 | | 12/03 | 98.3 | 98.2 | 98.0 | .1 | -.2 |
| Radio/TV broadcast & wireless comm equip mfg | 334220 | | 12/91 | 92.2 | 92.2 | 91.9 | 0 | -.3 |
| Primary products | | 334220-P | 12/91 | 90.7 | 90.6 | 90.3 | 0 | -.3 |
| Communications systems and equipment except broadcast | | 334220-1 | 12/85 | 95.9 | 95.8 | 95.5 | .1 | -.3 |
| Radio station type, other than cellular | | 334220-11 | 12/01 | 101.6 | 102.0 | 101.6 | -.2 | -.4 |
| Cellular system equipment | | 334220-12 | 12/01 | 70.0 | 68.1 | 68.8 | 2.4 | 1.0 |
| Other communications systems and equipment | | 334220-13 | 12/85 | 116.4 | 118.1 | 116.4 | -1.4 | -1.4 |
| Broadcast, studio, and related electronic equipment | | 334220-3 | 12/85 | 107.1 | 107.1 | 107.1 | 0 | 0 |
| Secondary products and miscellaneous receipts | | 334220-SM | | | | | | |
| Miscellaneous receipts | | 334220-M | 12/91 | 122.1 | 122.1 | 122.1 | 0 | 0 |
| Secondary products | | 334220-S | 12/91 | 85.4 | 85.4 | 85.4 | 0 | 0 |
| Other communications equipment mfg | 33429 | | 12/03 | 100.3 | 101.9 | 100.6 | .6 | -1.3 |
| Other communications equipment mfg | 334290 | | 12/91 | 107.6 | 109.4 | 107.9 | .7 | -1.4 |
| Primary products | | 334290-P | 12/91 | 112.0 | 113.7 | 111.9 | .4 | -1.6 |
| Alarm systems, including electric sirens and horns | | 334290-1 | 12/85 | 111.8 | (³) | (³) | (³) | (³) |
| Vehicular and pedestrian traffic control equip. incl. railway signals & attach | | 334290-2 | 12/85 | 108.5 | 107.5 | 107.6 | -.5 | .1 |
| Intercommunication systems, incl inductive paging systems | | 334290-3 | 12/85 | 168.0 | 168.0 | 168.0 | 1.1 | 0 |
| Secondary products and miscellaneous receipts | | 334290-SM | | | | | | |
| Miscellaneous receipts | | 334290-M | 11/95 | 52.9 | (³) | (³) | (³) | (³) |
| Secondary products | | 334290-S | 12/91 | 122.4 | 122.4 | (³) | (³) | (³) |
| Audio & video equipment mfg | 3343 | | 12/03 | 95.5 | 95.3 | 94.3 | -2.0 | -1.0 |
| Audio and video equipment mfg | 33431 | | 12/03 | 95.5 | 95.3 | 94.3 | -2.0 | -1.0 |
| Audio & video equipment mfg | 334310 | | 03/80 | 69.2 | 69.0 | 68.3 | -2.0 | -1.0 |
| Primary products | | 334310-P | 03/80 | 65.4 | 65.3 | 64.5 | -2.4 | -1.2 |
| Home, portable & automotive audio equipment, except speakers | | 334310-1 | 12/96 | 101.1 | 99.4 | 99.1 | 8.9 | -.3 |
| Television receivers, including combination models | | 334310-2 | 03/80 | (³) | (³) | (³) | (³) | (³) |
| Other consumer audio and video equipment (except speakers) | | 334310-3 | 03/80 | 131.6 | 131.6 | 131.6 | 0 | 0 |
| Speakers and commercial sound equipment | | 334310-4 | 03/80 | 138.9 | 138.9 | 138.9 | .7 | 0 |
| Secondary products and miscellaneous receipts | | 334310-SM | | | | | | |
| Miscellaneous receipts | | 334310-M | 12/86 | 84.2 | 84.2 | 84.2 | 1.6 | 0 |
| Secondary products | | 334310-S | 03/80 | 143.7 | (³) | 143.7 | 0 | (³) |
| Semiconductor & oth electronic component mfg | 3344 | | 12/84 | 74.3 | 75.0 | 75.1 | -1.7 | .1 |
| Semiconductor & oth electronic component mfg | 33441 | | 12/84 | 74.3 | 75.0 | 75.1 | -1.7 | .1 |
| Electron tube mfg | 334411 | | 12/85 | 80.7 | 80.9 | 81.0 | .1 | .1 |

See footnotes at end of table.

Table 5. Producer price indexes for the net output of selected industries and their products, not seasonally adjusted
—Continued

| Industry and product ¹ | Industry code | Product code | Index base | Index | | | Percent change to June 2006 from: | |
|--|---------------|--------------|------------|------------------------|-----------------------|------------------------|-----------------------------------|------------------|
| | | | | Feb. 2006 ² | May 2006 ² | June 2006 ² | June 2005 | May 2006 |
| Electron tube mfg—Continued | | | | | | | | |
| Primary products | | 334411-P | 12/85 | 73.2 | 73.2 | 73.3 | -0.9 | 0.1 |
| Transmittal, industrial, & special-purpose electron tubes (except x-ray) | | 334411-3 | 12/85 | 153.4 | 153.7 | 154.1 | .7 | .3 |
| Receiving-type electron tubes, including cathode ray (new and rebuilt) | | 334411-4 | 12/03 | 70.1 | 70.1 | (³) | (³) | (³) |
| Electron tube parts | | 334411-7 | 06/96 | 109.1 | 109.7 | 110.9 | 2.3 | 1.1 |
| Secondary products and miscellaneous receipts | | 334411-SM | | | | | | |
| Bare printed circuit board mfg | 334412 | | 06/91 | 93.8 | 93.8 | 93.8 | 1.4 | 0 |
| Primary products | | 334412-P | 06/91 | 92.7 | 92.7 | 92.7 | 1.5 | 0 |
| Semiconductor & related device mfg | 334413 | | 12/98 | 65.9 | 67.0 | 66.4 | -4.9 | -9 |
| Primary products | | 334413-P | 12/98 | 66.3 | 67.5 | 66.8 | -5.6 | -1.0 |
| Other semiconductor devices, incl. parts such as chips, wafers, & heat sinks .. | | 334413-A | 06/81 | 74.1 | 73.2 | 73.7 | -2.8 | .7 |
| Integrated microcircuits, incl semiconductor networks, processors, & MOS | | | | | | | | |
| memory | | 334413-1 | 12/98 | 58.7 | 60.7 | 59.5 | -7.8 | -2.0 |
| MOS microprocessors, monolithic, digital | | 334413-12 | 12/03 | 57.1 | 51.6 | 48.2 | -32.3 | -6.6 |
| All other integrated microcircuits | | 334413-14 | 06/05 | 91.1 | 94.2 | 92.2 | -7.8 | -2.1 |
| Transistors | | 334413-4 | 06/81 | 71.0 | 71.0 | 71.0 | -3 | 0 |
| Diodes and rectifiers | | 334413-7 | 06/81 | 111.4 | (³) | (³) | (³) | (³) |
| Secondary products and miscellaneous receipts | | 334413-SM | | | | | | |
| Secondary products | | 334413-S | 06/81 | 94.9 | 94.9 | (³) | (³) | (³) |
| Electronic capacitor mfg | 334414 | | 06/81 | 121.9 | 119.3 | 120.2 | 2.9 | .8 |
| Primary products | | 334414-P | 06/81 | 114.4 | 111.2 | 112.3 | -3.7 | 1.0 |
| Capacitors for electronic circuitry | | 334414-11 | 06/81 | 114.4 | 111.2 | 112.3 | -3.7 | 1.0 |
| Secondary products and miscellaneous receipts | | 334414-SM | | | | | | |
| Miscellaneous receipts | | 334414-M | 12/92 | (³) | (³) | (³) | (³) | (³) |
| Secondary products | | 334414-S | 06/81 | 165.9 | 165.9 | 165.9 | 31.8 | 0 |
| Electronic resistor mfg | 334415 | | 12/80 | 158.1 | 158.5 | 159.1 | .8 | .4 |
| Primary products | | 334415-P | 12/80 | 206.9 | 207.6 | 208.6 | 3.2 | .5 |
| Resistors for electronic circuitry | | 334415-1 | 12/05 | 100.2 | 100.5 | 101.0 | (³) | .5 |
| Secondary products and miscellaneous receipts | | 334415-SM | | | | | | |
| Miscellaneous receipts | | 334415-M | 12/05 | 100.0 | 100.0 | 100.0 | (³) | 0 |
| Secondary products | | 334415-S | 12/05 | 102.9 | (³) | (³) | (³) | (³) |
| Electronic coil/transformer/oth inductor mfg | 334416 | | 06/82 | 151.7 | 155.7 | 156.4 | 10.3 | .4 |
| Primary products | | 334416-P | 06/82 | 149.3 | 153.7 | 154.5 | 11.7 | .5 |
| Electronic coils, transformers, and other inductors | | 334416-1 | 06/00 | 104.5 | 107.5 | 108.1 | 11.7 | .6 |
| Secondary products and miscellaneous receipts | | 334416-SM | | | | | | |
| Secondary products | | 334416-S | 08/90 | 145.2 | 145.2 | 145.2 | 0 | 0 |
| Electronic connector mfg | 334417 | | 12/80 | 165.0 | 168.1 | 167.8 | 1.2 | -.2 |
| Primary products | | 334417-P | 12/80 | 161.0 | 164.2 | 163.9 | 1.3 | -.2 |
| Coaxial (RF) connectors | | 334417-1 | 12/80 | 240.8 | 241.0 | 241.0 | .8 | 0 |
| Cylindrical connectors | | 334417-2 | 12/80 | 179.0 | (³) | (³) | (³) | (³) |
| Rack and panel connectors (rectangular) | | 334417-3 | 12/80 | 131.4 | (³) | (³) | (³) | (³) |
| Printed circuit connectors | | 334417-4 | 12/80 | 119.8 | 123.8 | 123.2 | 4.9 | -.5 |
| Other connectors, including parts | | 334417-5 | 12/80 | 164.6 | 166.0 | 165.9 | .5 | -.1 |
| Secondary products and miscellaneous receipts | | 334417-SM | | | | | | |
| Miscellaneous receipts | | 334417-M | 02/00 | 98.2 | 98.7 | 98.7 | .5 | 0 |
| Secondary products | | 334417-S | 05/99 | 123.1 | (³) | (³) | (³) | (³) |
| Printed circuit assembly (electronic assembly) mfg | 334418 | | 12/03 | 93.7 | 93.6 | 93.7 | -1.7 | .1 |
| Primary products | | 334418-P | 12/03 | 93.0 | 92.9 | 93.0 | -1.6 | .1 |
| Printed circuit assemblies, loaded boards or modules | | 334418-A | 06/82 | 102.5 | 102.4 | 102.5 | -1.6 | .1 |
| Computer and peripheral printed circuit assemblies | | 334418-A1 | 06/00 | 69.5 | 69.4 | 69.5 | -1.4 | .1 |
| Communications printed circuit assemblies | | 334418-A2 | 06/00 | 93.8 | (³) | 93.8 | -3.2 | (³) |
| Other printed circuit assemblies | | 334418-A3 | 06/00 | 100.4 | 100.4 | 100.4 | -1.4 | 0 |
| Secondary products and miscellaneous receipts | | 334418-SM | | | | | | |
| Secondary products | | 334418-S | 12/03 | 98.1 | 98.1 | (³) | (³) | (³) |
| Other electronic component mfg | 334419 | | 12/03 | 99.9 | 100.9 | 106.9 | 7.3 | 5.9 |
| Primary products | | 334419-P | 12/03 | 99.8 | 101.0 | 107.8 | 8.3 | 6.7 |
| Electronic components, n.e.c. | | 334419-D | 12/03 | 99.2 | 101.0 | 111.2 | 12.9 | 10.1 |
| Crystals, filters, piezoelectric, and related devices, except microwave filters | | 334419-1 | 06/82 | 106.1 | 104.6 | (³) | (³) | (³) |
| Switches, mechanical, for electronic circuitry | | 334419-7 | 06/82 | 175.4 | 174.6 | 175.4 | .9 | .5 |
| Secondary products and miscellaneous receipts | | 334419-SM | | | | | | |
| Secondary products | | 334419-S | 12/03 | 101.2 | 101.2 | 101.2 | .4 | 0 |
| Nav/measuring/medical/control instruments mfg | 3345 | | 12/03 | 103.0 | 103.5 | 103.6 | 1.8 | .1 |
| Nav/measuring/medical/control instruments mfg | 33451 | | 12/03 | 103.0 | 103.5 | 103.6 | 1.8 | .1 |
| Electromedical apparatus mfg | 334510 | | 06/85 | 89.9 | 89.8 | 90.2 | -.7 | .4 |
| Primary products | | 334510-P | 06/85 | 79.3 | 79.1 | 79.6 | -.7 | .6 |
| Electromedical equipment | | 334510-1 | 12/02 | 91.4 | 90.9 | 91.6 | -1.1 | .8 |

See footnotes at end of table.

Table 5. Producer price indexes for the net output of selected industries and their products, not seasonally adjusted
—Continued

| Industry and product ¹ | Industry code | Product code | Index base | Index | | | Percent change to June 2006 from: | |
|---|---------------|--------------|------------|------------------------|-----------------------|------------------------|-----------------------------------|------------------|
| | | | | Feb. 2006 ² | May 2006 ² | June 2006 ² | June 2005 | May 2006 |
| Electromedical apparatus mfg—Continued | | | | | | | | |
| Medical diagnostic equipment | | 334510-11 | 06/85 | 69.2 | 68.2 | 69.6 | -0.9 | 2.1 |
| Medical therapy equipment | | 334510-12 | 06/85 | 70.3 | 70.3 | 70.3 | .1 | 0 |
| Other electromedical equipment | | 334510-13 | 12/02 | (³) | (³) | (³) | (³) | (³) |
| Parts and accessories for electromedical equipment | | 334510-14 | 06/85 | 111.5 | 111.4 | 111.6 | -7 | .2 |
| Electronic hearing aids | | 334510-3 | 06/83 | 164.8 | 171.6 | 171.0 | 3.8 | -.3 |
| Secondary products and miscellaneous receipts | | 334510-SM | | | | | | |
| Miscellaneous receipts | | 334510-M | 12/90 | 129.8 | 129.9 | 129.8 | -.5 | -.1 |
| Secondary products | | 334510-S | 06/85 | 144.0 | 144.1 | 144.1 | .8 | 0 |
| Search, detection & navigation instrument mfg | 334511 | | 12/91 | 119.8 | 121.0 | 121.0 | 2.5 | 0 |
| Primary products | | 334511-P | 12/91 | 115.8 | 117.2 | 117.1 | 2.8 | -.1 |
| Aeronautical, nautical & navigational instruments, not sending/receiving radio | | 334511-1 | 12/85 | 197.0 | 197.0 | 197.0 | 1.8 | 0 |
| Search, detection, navigation, and guidance systems and equipment | | 334511-3 | 12/91 | 112.4 | 113.9 | 113.8 | 2.9 | -.1 |
| Secondary products and miscellaneous receipts | | 334511-SM | | | | | | |
| Secondary products | | 334511-S | 12/91 | 141.7 | 141.7 | (³) | (³) | (³) |
| Automatic environmental control mfg | 334512 | | 12/79 | 204.0 | 204.9 | 204.9 | 2.0 | 0 |
| Primary products | | 334512-P | 12/79 | 196.0 | 197.1 | 197.0 | 2.2 | -.1 |
| Automatic environmental controls for residential, commercial, and appliance use | | 334512-3 | 12/03 | 104.6 | 105.2 | 105.1 | 2.1 | -.1 |
| Secondary products and miscellaneous receipts | | 334512-SM | | | | | | |
| Miscellaneous receipts | | 334512-M | 12/04 | 102.9 | 102.9 | 103.5 | 3.1 | .6 |
| Secondary products | | 334512-S | 12/79 | 196.5 | 196.5 | 196.5 | -1.5 | 0 |
| Industrial process control manufacturing | 334513 | | 06/83 | 171.9 | 173.9 | 174.1 | 2.9 | .1 |
| Primary products | | 334513-P | 06/83 | 177.7 | 179.0 | 179.1 | 2.6 | .1 |
| Process control instruments | | 334513-1 | 12/03 | 106.0 | 106.8 | 106.9 | 2.6 | .1 |
| Secondary products and miscellaneous receipts | | 334513-SM | | | | | | |
| Miscellaneous receipts | | 334513-M | 06/83 | 160.3 | 168.2 | 168.2 | (³) | 0 |
| Secondary products | | 334513-S | 06/83 | 133.2 | 133.8 | 133.8 | .8 | 0 |
| Total fluid meter & counting device mfg | 334514 | | 12/85 | 132.3 | 132.8 | 132.8 | .7 | 0 |
| Primary products | | 334514-P | 12/85 | 132.9 | 133.5 | 133.4 | .6 | -.1 |
| Integrating and totalizing meters for gas and liquids | | 334514-2 | 12/85 | 145.0 | 146.5 | 146.3 | 1.7 | -.1 |
| Gas meters | | 334514-21 | 12/85 | 165.4 | (³) | 169.4 | 3.7 | (³) |
| Liquid meters | | 334514-23 | 12/85 | 136.8 | 137.3 | 137.3 | 1.0 | 0 |
| Counting devices | | 334514-3 | 12/85 | 143.7 | 144.9 | 144.6 | 1.3 | -.2 |
| Motor vehicle instruments | | 334514-4 | 12/85 | 95.4 | 95.4 | (³) | (³) | (³) |
| Secondary products and miscellaneous receipts | | 334514-SM | | | | | | |
| Secondary products | | 334514-S | 12/85 | 136.3 | 135.4 | (³) | (³) | (³) |
| Electricity measuring/testing instrument mfg | 334515 | | 12/83 | 143.6 | 143.0 | 143.7 | 1.3 | .5 |
| Primary products | | 334515-P | 12/83 | 140.6 | 140.0 | 140.8 | .9 | .6 |
| Test equipment for testing electrical, radio & communication circuits, & motors | | 334515-3 | 12/83 | 143.5 | 142.8 | 143.6 | 1.0 | .6 |
| Automatic test and measurement equipment | | 334515-31 | 12/83 | 102.2 | 101.5 | 102.3 | .5 | .8 |
| Combination and/or group test sets | | 334515-311 | 12/00 | 105.1 | (³) | (³) | (³) | (³) |
| Semiconductor component test equipment | | 334515-312 | 12/83 | 101.8 | 100.3 | 101.9 | .2 | 1.6 |
| Other automatic test and measurement equipment | | 334515-313 | 12/00 | 119.1 | 119.1 | 119.1 | .9 | 0 |
| Communications test equipment | | 334515-32 | 06/89 | 117.1 | 117.1 | 117.1 | .9 | 0 |
| Other test equipment for electric circuits and motors, including parts | | 334515-33 | 12/00 | 102.0 | 101.6 | 102.0 | 1.7 | .4 |
| Other instruments to measure electricity | | 334515-5 | 12/83 | 155.7 | (³) | (³) | (³) | (³) |
| Secondary products and miscellaneous receipts | | 334515-SM | | | | | | |
| Miscellaneous receipts | | 334515-M | 03/87 | 174.2 | 174.2 | 174.2 | 7.3 | 0 |
| Secondary products | | 334515-S | 12/83 | 145.1 | (³) | (³) | (³) | (³) |
| Analytical laboratory instrument mfg | 334516 | | 12/85 | 132.1 | 131.9 | 132.5 | 2.5 | .5 |
| Primary products | | 334516-P | 12/85 | 134.5 | 134.7 | 134.9 | 2.6 | .1 |
| Chromatographic instruments | | 334516-31 | 12/85 | 145.3 | 145.3 | 145.4 | 3.3 | .1 |
| Spectrophotometric instruments, incl spectroscopy instruments | | 334516-32 | 12/85 | 146.3 | 146.4 | 145.7 | 1.7 | -.5 |
| Clinical laboratory instrumentation | | 334516-34 | 06/99 | 127.7 | 127.7 | 129.1 | 3.7 | 1.1 |
| Other analytical instruments, including parts, components, and accessories | | 334516-35 | 06/99 | 109.4 | 109.6 | 109.7 | 2.2 | .1 |
| Secondary products and miscellaneous receipts | | 334516-SM | | | | | | |
| Miscellaneous receipts | | 334516-M | 12/85 | 155.6 | (³) | 155.6 | 2.9 | (³) |
| Secondary products | | 334516-S | 12/85 | 100.3 | 100.5 | 100.7 | .7 | .2 |
| Irradiation apparatus manufacturing | 334517 | | 06/90 | 111.9 | 111.9 | 112.4 | 1.0 | .4 |
| Primary products | | 334517-P | 06/85 | 114.7 | 114.8 | 114.8 | .7 | 0 |
| Medical and dental diagnostic irradiation equipment | | 334517-51 | 06/90 | 110.3 | (³) | (³) | (³) | (³) |
| Digital, conventional, and dental x-ray equipment | | 334517-511 | 12/03 | 97.0 | (³) | (³) | (³) | (³) |
| All other irradiation equipment, incl parts and accessories | | 334517-91 | 06/90 | 114.0 | 114.2 | 114.2 | .7 | 0 |
| Secondary products and miscellaneous receipts | | 334517-SM | | | | | | |
| Miscellaneous receipts | | 334517-M | 06/90 | 103.5 | 103.5 | 106.2 | 2.6 | 2.6 |
| Watch, clock & part mfg | 334518 | | 12/03 | 105.0 | 105.0 | 105.3 | .8 | .3 |

See footnotes at end of table.

Table 5. Producer price indexes for the net output of selected industries and their products, not seasonally adjusted

—Continued

| Industry and product ¹ | Industry code | Product code | Index base | Index | | | Percent change to June 2006 from: | |
|--|---------------|--------------|------------|------------------------|-----------------------|------------------------|-----------------------------------|------------------|
| | | | | Feb. 2006 ² | May 2006 ² | June 2006 ² | June 2005 | May 2006 |
| Watch, clock & part mfg—Continued | | | | | | | | |
| Primary products | | 334518-P | 12/03 | 105.3 | 105.3 | 105.7 | 0.4 | 0.4 |
| Watches, watchcases, movements or modules, and watch parts | | 334518-1 | 12/89 | 108.1 | 109.5 | (³) | (³) | (³) |
| Clocks, timing mechanisms, time recording devices, time switches, and parts | | 334518-3 | 12/03 | 106.2 | 106.0 | 106.5 | .6 | .5 |
| Secondary products and miscellaneous receipts | | 334518-SM | | | | | | |
| Miscellaneous receipts | | 334518-M | 12/03 | 105.4 | (³) | (³) | (³) | (³) |
| Secondary products | | 334518-S | 12/03 | 100.8 | 100.8 | 100.8 | .5 | 0 |
| Other measuring & controlling device mfg | 334519 | | 06/85 | 147.2 | 147.4 | 147.3 | 1.0 | -.1 |
| Primary products | | 334519-P | 06/85 | 142.1 | 142.2 | 142.2 | 1.1 | 0 |
| Aircraft engine instruments, except flight | | 334519-1 | 06/85 | 135.1 | 135.1 | 135.1 | 1.0 | 0 |
| Physical properties and kinematic testing equipment | | 334519-3 | 06/85 | 146.2 | 146.5 | 146.5 | 1.5 | 0 |
| Commercial, geophysical, and general purpose instruments | | 334519-7 | 06/85 | 151.4 | 151.4 | 151.4 | 1.5 | 0 |
| Geophysical and meteorological instruments | | 334519-71 | 12/91 | 103.0 | 103.0 | 103.0 | .1 | 0 |
| General purpose and commercial instruments | | 334519-72 | 06/85 | 172.2 | 172.2 | 172.2 | 3.6 | 0 |
| Surveying and drafting instruments | | 334519-9 | 12/91 | 112.5 | 112.5 | 112.5 | .2 | 0 |
| Secondary products and miscellaneous receipts | | 334519-SM | | | | | | |
| Miscellaneous receipts | | 334519-M | 06/85 | 202.1 | 202.2 | 202.1 | .1 | 0 |
| Secondary products | | 334519-S | 06/85 | 139.4 | 139.4 | 139.4 | .4 | 0 |
| Mfg & reproducing magnetic & optical media | 3346 | | 12/03 | 96.7 | 96.7 | 96.5 | -.6 | -.2 |
| Mfg & reproducing magnetic & optical media | 33461 | | 12/03 | 96.7 | 96.7 | 96.5 | -.6 | -.2 |
| Prerecorded CD/tape/record reproducing | 334612 | | 12/03 | 98.6 | 97.6 | 97.3 | -.8 | -.3 |
| Primary products | | 334612-P | 12/03 | 98.5 | 97.4 | 97.1 | -.8 | -.3 |
| Reproduction of full length audio discs | | 334612-01 | 12/03 | 100.9 | 100.2 | 100.2 | .4 | 0 |
| Reproduction of video recording media | | 334612-03 | 12/03 | 97.3 | 97.3 | 97.3 | .3 | 0 |
| All other reproduction of audio recording media (incl. audio tapes) | | 334612-06 | 12/03 | 97.9 | 93.7 | 92.0 | -5.7 | -1.8 |
| Secondary products and miscellaneous receipts | | 334612-SM | | | | | | |
| Miscellaneous receipts | | 334612-M | 12/03 | 100.6 | 100.6 | (³) | (³) | (³) |
| Secondary products | | 334612-S | 12/03 | 98.9 | 99.2 | 99.2 | .3 | 0 |
| Magnetic and optical recording media manufacturing | 334613 | | 06/91 | 68.5 | 69.1 | 69.0 | -.6 | -.1 |
| Primary products | | 334613-P | 06/91 | 70.5 | 71.1 | 71.0 | 1.4 | -.1 |
| Unrecorded magnetic tape incl. packaged and bulk | | 334613-1 | 06/91 | 70.9 | 71.3 | 71.4 | 1.3 | .1 |
| Packaged magnetic tape for computer use | | 334613-11 | 12/03 | 100.1 | 101.9 | 102.2 | 5.0 | .3 |
| Other magnetic tape incl. bulk & packaged for audio and video | | 334613-12 | 12/03 | 98.9 | (³) | (³) | (³) | (³) |
| Other media incl. optical and magnetic disks and parts | | 334613-2 | 12/03 | 95.2 | (³) | (³) | (³) | (³) |
| Secondary products and miscellaneous receipts | | 334613-SM | | | | | | |
| Electrical equip, appliance & component mfg | 335 | | 12/03 | 112.3 | 116.3 | 116.5 | 8.4 | .2 |
| Electric lighting equipment mfg | 3351 | | 12/03 | 104.2 | 105.4 | 105.5 | 1.9 | .1 |
| Electric lamp bulb & part mfg | 33511 | | 12/03 | 100.0 | 99.4 | 99.4 | -1.0 | 0 |
| Electric lamp bulb & part mfg | 335110 | | 12/83 | 110.0 | 109.4 | 109.3 | -1.1 | -.1 |
| Primary products | | 335110-P | 12/83 | 109.0 | 108.0 | 107.8 | -1.1 | -.2 |
| Electric lamp bulbs and tubes | | 335110-A | 12/04 | 103.4 | 102.4 | 102.2 | -1.2 | -.2 |
| Electric lamp (bulbs & tubes) components & parts | | 335110-B | 12/85 | 114.7 | 114.7 | 114.7 | .1 | 0 |
| Secondary products and miscellaneous receipts | | 335110-SM | | | | | | |
| Lighting fixture mfg | 33512 | | 12/03 | 105.5 | 107.2 | 107.5 | 2.9 | .3 |
| Residential electric lighting fixture mfg | 335121 | | 12/83 | 149.2 | 151.1 | 150.8 | 1.8 | -.2 |
| Primary products | | 335121-P | 12/83 | 149.4 | 151.2 | 151.0 | 1.5 | -.1 |
| Residential electric lighting fixtures (except portable) & parts | | 335121-1 | 12/83 | 145.2 | 146.9 | 146.5 | 1.5 | -.3 |
| Residential portable lighting fixtures incl. parts & accessories | | 335121-3 | 12/83 | 154.5 | 156.5 | 156.4 | 1.6 | -.1 |
| Secondary products and miscellaneous receipts | | 335121-SM | | | | | | |
| Miscellaneous receipts | | 335121-M | 03/99 | 102.3 | 102.3 | 102.3 | 0 | 0 |
| Secondary products | | 335121-S | 12/83 | 177.0 | 181.2 | 181.0 | 5.1 | -.1 |
| Commercial electric lighting fixture mfg | 335122 | | 06/81 | 158.4 | 162.9 | 163.5 | 3.5 | .4 |
| Primary products | | 335122-P | 06/81 | 157.4 | 159.9 | 160.6 | 2.4 | .4 |
| Commercial and institutional electric lighting fixtures | | 335122-A | 06/81 | 155.9 | 158.6 | 158.8 | 2.2 | .1 |
| Industrial electric lighting fixtures | | 335122-B | 06/81 | 154.5 | 155.2 | 159.4 | 3.8 | 2.7 |
| Secondary products and miscellaneous receipts | | 335122-SM | | | | | | |
| Miscellaneous receipts | | 335122-M | 08/81 | 107.1 | 107.1 | 106.9 | -1.0 | -.2 |
| Secondary products | | 335122-S | 06/81 | 182.5 | 204.4 | 204.4 | 12.0 | 0 |
| Other lighting equipment mfg | 335129 | | 06/85 | 125.5 | 126.0 | 126.2 | 2.7 | .2 |
| Primary products | | 335129-P | 06/85 | 122.0 | 122.6 | 122.9 | 2.3 | .2 |
| Outdoor lighting equipment (including parts and accessories) | | 335129-1 | 06/85 | 133.9 | 134.1 | 134.6 | 2.5 | .4 |
| Electric and nonelectric lighting equipment, nec incl. parts and accessories | | 335129-3 | 06/85 | 102.7 | 103.8 | 103.8 | 2.1 | 0 |
| Secondary products and miscellaneous receipts | | 335129-SM | | | | | | |
| Miscellaneous receipts | | 335129-M | 05/89 | 131.6 | (³) | (³) | (³) | (³) |

See footnotes at end of table.

Table 5. Producer price indexes for the net output of selected industries and their products, not seasonally adjusted
—Continued

| Industry and product ¹ | Industry code | Product code | Index base | Index | | | Percent change to June 2006 from: | |
|--|---------------|--------------|------------|------------------------|-----------------------|------------------------|-----------------------------------|------------------|
| | | | | Feb. 2006 ² | May 2006 ² | June 2006 ² | June 2005 | May 2006 |
| Other lighting equipment mfg—Continued | | | | | | | | |
| Secondary products | | 335129-S | 06/85 | 139.6 | 139.6 | 139.6 | 5.3 | 0.0 |
| Household appliance mfg | 3352 | | 12/84 | 107.6 | 107.7 | 107.7 | 1.1 | 0 |
| Small electrical appliance mfg | 33521 | | 12/03 | 102.6 | 102.2 | 102.2 | .1 | 0 |
| Electric housewares & fan mfg | 335211 | | 12/82 | 116.2 | 116.2 | 116.2 | .5 | 0 |
| Primary products | | 335211-P | 12/82 | 114.7 | 114.7 | 114.7 | .4 | 0 |
| Electric fans, except industrial-type | | 335211-1 | 12/82 | 114.1 | 114.1 | 114.1 | 1.1 | 0 |
| Small electric household appliances, except fans & baseboard units | | 335211-3 | 12/82 | 112.1 | 112.1 | 112.1 | 0 | 0 |
| Parts and attachments for small household electric appliances | | 335211-5 | 12/82 | (³) | (³) | (³) | (³) | (³) |
| Secondary products and miscellaneous receipts | | 335211-SM | | | | | | |
| Miscellaneous receipts | | 335211-M | 01/86 | 83.5 | (³) | (³) | (³) | (³) |
| Secondary products | | 335211-S | 12/82 | 157.7 | 158.2 | 158.2 | 1.6 | 0 |
| Household vacuum cleaner mfg | 335212 | | 12/82 | 103.9 | 102.6 | 102.6 | -.9 | 0 |
| Primary products | | 335212-P | 12/82 | 100.2 | 98.8 | 98.8 | -.9 | 0 |
| Household vacuum cleaners, including parts and attachments | | 335212-1 | 12/82 | 100.2 | 98.8 | 98.8 | -.9 | 0 |
| Upright and stick vacuum cleaners | | 335212-133 | 12/82 | 83.4 | 80.9 | 80.9 | -4.4 | 0 |
| Canister, tank, and all other general purpose vacuum cleaners | | 335212-137 | 12/82 | 105.5 | 105.5 | 105.5 | 1.7 | 0 |
| All other vacuum cleaner types and parts and attachments | | 335212-139 | 12/00 | 98.4 | 98.4 | (³) | (³) | (³) |
| Secondary products and miscellaneous receipts | | 335212-SM | | | | | | |
| Major appliance mfg | 33522 | | 12/03 | 105.7 | 106.0 | 106.0 | 1.6 | 0 |
| Household cooking appliance mfg | 335221 | | 06/81 | 110.9 | 110.9 | 110.9 | 2.3 | 0 |
| Primary products | | 335221-P | 06/81 | 105.1 | 105.1 | 105.1 | 2.1 | 0 |
| Electric and microwave household cooking units and parts | | 335221-1 | 06/81 | 95.3 | 95.4 | 95.4 | 2.1 | 0 |
| Gas household units and related parts and accessories | | 335221-3 | 06/81 | 110.7 | 110.6 | 110.6 | 2.6 | 0 |
| Other household cooking equipment, including outdoor | | 335221-4 | 06/81 | 131.4 | 131.4 | 131.4 | 1.6 | 0 |
| Secondary products and miscellaneous receipts | | 335221-SM | | | | | | |
| Miscellaneous receipts | | 335221-M | 12/02 | 100.0 | (³) | (³) | (³) | (³) |
| Secondary products | | 335221-S | 06/81 | 168.2 | (³) | (³) | (³) | (³) |
| Household refrigerator & freezer mfg | 335222 | | 12/81 | 100.3 | 100.4 | 100.2 | .8 | -.2 |
| Primary products | | 335222-P | 12/81 | 94.7 | 94.9 | 94.7 | .9 | -.2 |
| Household refrigerators, including combination refrigerator-freezers | | 335222-1 | 12/81 | 92.0 | 92.0 | 91.9 | 1.0 | -.1 |
| Food freezers, complete units, for freezing and/or storing (household type) | | 335222-2 | 04/82 | 122.4 | 124.0 | 123.0 | -2.0 | -8 |
| Parts and attachments for household refrigerators and freezers | | 335222-3 | 11/99 | 89.7 | (³) | (³) | (³) | (³) |
| Secondary Products and Miscellaneous Receipts | | 335222-SM | | | | | | |
| Miscellaneous Receipts | | 335222-M | 12/02 | (³) | (³) | (³) | (³) | (³) |
| Secondary products | | 335222-S | 12/81 | 173.7 | 174.8 | 174.8 | 2.5 | 0 |
| Household laundry equipment mfg | 335224 | | 12/79 | 129.7 | 130.2 | 130.2 | .2 | 0 |
| Primary products | | 335224-P | 12/79 | 129.1 | 129.6 | 129.6 | .2 | 0 |
| Household laundry equipment and parts | | 335224-8 | 12/02 | 99.9 | 100.3 | 100.3 | .2 | 0 |
| Other major household appliance mfg | 335228 | | 12/82 | 167.5 | 168.7 | 168.9 | 3.4 | .1 |
| Primary products | | 335228-P | 12/82 | 157.1 | 157.2 | 157.4 | 2.9 | .1 |
| Electric water heaters | | 335228-1 | 12/82 | 212.3 | 211.7 | 211.7 | 3.6 | 0 |
| Non-electric water heaters | | 335228-2 | 12/82 | 230.8 | 229.2 | 229.2 | 3.0 | 0 |
| Household appliances and part, n.e.c. | | 335228-5 | 12/82 | 103.8 | 104.8 | 105.1 | 2.4 | .3 |
| Secondary products and miscellaneous receipts | | 335228-SM | | | | | | |
| Electrical equipment mfg | 3353 | | 12/03 | 110.6 | 111.8 | 112.7 | 5.1 | .8 |
| Electrical equipment mfg | 33531 | | 12/03 | 110.6 | 111.8 | 112.7 | 5.1 | .8 |
| Power/distribution/specialty transformer mfg | 335311 | | 06/81 | 170.5 | 174.4 | 179.1 | 11.4 | 2.7 |
| Primary products | | 335311-P | 06/81 | 169.6 | 173.8 | 178.6 | 12.0 | 2.8 |
| Fluorescent lamp ballast | | 335311-3 | 06/81 | 146.4 | 153.8 | 160.6 | 9.5 | 4.4 |
| Commercial, institutional and industrial general purpose transformers | | 335311-6 | 06/81 | 211.7 | (³) | (³) | (³) | (³) |
| Power regulators, boosters, and other transformers and parts for all transformer | | 335311-7 | 01/00 | 107.1 | (³) | (³) | (³) | (³) |
| Specialty transformers, except fluorescent lamp ballast | | 335311-8 | 06/81 | 90.2 | 91.3 | 93.1 | 3.2 | 2.0 |
| Power and distribution transformers, except parts | | 335311-9 | 12/99 | 128.3 | 130.2 | 133.9 | 17.0 | 2.8 |
| Secondary products and miscellaneous receipts | | 335311-SM | | | | | | |
| Motor & generator mfg | 335312 | | 06/83 | 158.2 | 160.1 | 161.4 | 4.9 | .8 |
| Primary products | | 335312-P | 06/83 | 154.6 | 156.4 | 157.9 | 4.7 | 1.0 |
| Integral motor generator sets and other rotating equipment, including hermetics | | 335312-A | 12/99 | (³) | (³) | (³) | (³) | (³) |
| Parts, supplies for motors, generators, and generator sets | | 335312-C | 12/87 | 148.4 | 148.9 | 150.0 | 4.5 | .7 |
| Fractional horsepower motors and generators (excluding hermetics) | | 335312-1 | 06/83 | 142.5 | 145.0 | 147.6 | 5.1 | 1.8 |
| Integral horsepower motors and generators other than for trans. equipment | | 335312-3 | 06/83 | 168.5 | 171.0 | 171.0 | 5.6 | 0 |

See footnotes at end of table.

Table 5. Producer price indexes for the net output of selected industries and their products, not seasonally adjusted
—Continued

| Industry and product ¹ | Industry code | Product code | Index base | Index | | | Percent change to June 2006 from: | |
|--|---------------|--------------|------------|------------------------|-----------------------|------------------------|-----------------------------------|------------------|
| | | | | Feb. 2006 ² | May 2006 ² | June 2006 ² | June 2005 | May 2006 |
| Land transportation motors, generators, and control equipment, excluding parts | | 335312-5 | 06/83 | 133.8 | 133.8 | 133.8 | 4.0 | 0.0 |
| Prime mover generator sets, except steam or hydraulic turbine | | 335312-7 | 06/83 | 147.4 | (³) | (³) | (³) | (³) |
| Secondary products and miscellaneous receipts | | 335312-SM | | | | | | |
| Miscellaneous receipts | | 335312-M | 12/86 | 155.3 | 162.2 | 162.2 | 18.7 | 0 |
| Secondary products | | 335312-S | 06/83 | (³) | (³) | (³) | (³) | (³) |
| Switchgear & switchboard apparatus mfg | 335313 | | 06/85 | 165.0 | 165.6 | 166.8 | 2.5 | .7 |
| Primary products | | 335313-P | 06/85 | 166.6 | 167.3 | 168.6 | 2.8 | .8 |
| Switchgear, except ducts and relays | | 335313-A | 06/85 | 163.1 | 163.9 | 164.2 | 6.9 | .2 |
| Power circuit breakers, all voltages | | 335313-2 | 06/85 | 112.1 | (³) | (³) | (³) | (³) |
| Panelboards, distribution boards and other switching & interrupting devices | | 335313-3 | 06/85 | 176.8 | 176.8 | 177.7 | .7 | .5 |
| Molded case circuit breakers, 1000 volts or less | | 335313-7 | 06/85 | 153.6 | 156.5 | (³) | (³) | (³) |
| Ducts, including plug-in units & accessories, 1000 volts or less | | 335313-9 | 08/97 | 134.8 | 134.8 | 134.8 | (³) | 0 |
| Secondary products and miscellaneous receipts | | 335313-SM | | | | | | |
| Relay & industrial control mfg | 335314 | | 06/85 | 164.7 | 165.7 | 165.9 | 4.4 | .1 |
| Primary products | | 335314-P | 06/85 | 164.4 | 165.6 | 165.8 | 4.8 | .1 |
| Relays for electronic circuitry, industrial control and switchgear | | 335314-1 | 06/90 | 158.7 | 160.0 | 162.3 | 5.9 | 1.4 |
| General-purpose industrial controls | | 335314-5 | 06/85 | 175.6 | 177.3 | 177.3 | 4.6 | 0 |
| Specific purpose industrial controls | | 335314-6 | 06/85 | 139.0 | 139.1 | 139.1 | 4.8 | 0 |
| Parts for industrial controls and motor-control accessories | | 335314-7 | 06/90 | 147.1 | 149.9 | 149.7 | 4.7 | -1 |
| Secondary products and miscellaneous receipts | | 335314-SM | | | | | | |
| Miscellaneous receipts | | 335314-M | 06/85 | 221.6 | 221.6 | 221.6 | 2.6 | 0 |
| Secondary products | | 335314-S | 06/85 | 132.2 | 133.5 | 133.5 | 2.6 | 0 |
| Other electrical equipment & component mfg | 3359 | | 12/03 | 120.6 | 130.0 | 129.8 | 16.8 | -2 |
| Battery mfg | 33591 | | 12/03 | 108.7 | 114.1 | 114.1 | 8.2 | 0 |
| Storage battery mfg | 335911 | | 12/84 | 130.7 | 137.0 | 137.0 | 8.2 | 0 |
| Primary products | | 335911-P | 12/84 | 129.3 | 135.9 | 135.8 | 8.5 | -1 |
| Lead acid type, BCI dimensional size group 8D or smaller | | 335911-3 | 12/84 | 123.2 | 131.8 | 131.7 | 9.4 | -1 |
| Lead acid type, larger than BCI dimensional size group 8D | | 335911-4 | 12/84 | 151.5 | 152.9 | 152.9 | 7.4 | 0 |
| Storage batteries, except lead acid, including parts for all storage batteries | | 335911-5 | 02/85 | 149.5 | 154.3 | 153.7 | 4.2 | -4 |
| Secondary products and miscellaneous receipts | | 335911-SM | | | | | | |
| Miscellaneous receipts | | 335911-M | 12/92 | 144.2 | 144.2 | 144.2 | 13.5 | 0 |
| Primary battery mfg | 335912 | | 12/80 | 170.0 | 179.1 | 179.1 | 8.0 | 0 |
| Primary products | | 335912-P | 12/80 | 174.0 | 182.9 | 182.9 | 7.8 | 0 |
| All primary batteries, dry and wet | | 335912-9 | 06/03 | 104.0 | 109.3 | 109.3 | 7.8 | 0 |
| Secondary products and miscellaneous receipts | | 335912-SM | | | | | | |
| Miscellaneous receipts | | 335912-M | 11/93 | 114.2 | (³) | (³) | (³) | (³) |
| Secondary products | | 335912-S | 12/80 | 269.9 | (³) | (³) | (³) | (³) |
| Communications & energy wire & cable mfg | 33592 | | 12/03 | 131.4 | 154.1 | 151.0 | 34.1 | -2.0 |
| Fiber optic cable manufacturing | 335921 | | 12/03 | 92.4 | 92.4 | 92.7 | .1 | .3 |
| Primary products | | 335921-P | 12/03 | 91.8 | 91.9 | 92.2 | 0 | .3 |
| Fiber optic cable | | 335921-1 | 12/03 | 91.8 | 91.9 | 92.2 | 0 | .3 |
| Other communication and energy wire mfg | 335929 | | 12/03 | 141.2 | 169.7 | 165.7 | 40.8 | -2.4 |
| Primary products | | 335929-P | 12/03 | 145.7 | 177.0 | 172.4 | 43.8 | -2.6 |
| Electronic wire and cable, made in plants that draw wire | | 335929-A | 12/82 | 177.0 | 185.4 | 182.7 | 10.2 | -1.5 |
| Control & signal wire & cable, made in plants that draw wire | | 335929-C | 12/82 | 270.3 | 325.6 | 383.3 | 69.5 | 17.7 |
| Building wire and cable, made in plants that draw wire | | 335929-D | 12/82 | 241.4 | 341.3 | (³) | (³) | (³) |
| Other insulated wire & cable, inc automotive, made in plants that draw wire | | 335929-E | 12/82 | 200.8 | 232.9 | 235.1 | 37.2 | .9 |
| Power wire and cable, made in plants that draw wire | | 335929-1 | 12/82 | 171.3 | 194.8 | 222.5 | 56.5 | 14.2 |
| Secondary products and miscellaneous receipts | | 335929-SM | | | | | | |
| Secondary products | | 335929-S | 12/03 | 112.4 | 122.6 | (³) | (³) | (³) |
| Wiring device mfg | 33593 | | 12/03 | 126.0 | 126.5 | 129.4 | 9.9 | 2.3 |
| Current-carrying wiring device mfg | 335931 | | 12/81 | 158.2 | 162.1 | 166.0 | 10.8 | 2.4 |
| Primary products | | 335931-P | 12/81 | 151.5 | 155.3 | 156.5 | 6.0 | .8 |
| Convenience and power outlets (excluding pin and sleeve) | | 335931-2 | 12/81 | 87.4 | 87.6 | (³) | (³) | (³) |
| Switches for electrical circuitry | | 335931-3 | 12/99 | 104.3 | 107.6 | 109.5 | 7.7 | 1.8 |
| Wire connectors for electrical circuitry | | 335931-5 | 12/81 | 150.8 | (³) | 154.9 | 5.3 | (³) |
| Current-carrying wiring devices, n.e.c. | | 335931-6 | 12/99 | 107.7 | 109.9 | 110.3 | 6.8 | .4 |
| Lampholders | | 335931-7 | 12/81 | 159.0 | 159.6 | (³) | (³) | (³) |
| Secondary products and miscellaneous receipts | | 335931-SM | | | | | | |
| Miscellaneous receipts | | 335931-M | 12/93 | 123.5 | 131.7 | 160.9 | 53.5 | 22.2 |
| Secondary products | | 335931-S | 12/81 | 188.0 | 187.7 | 187.5 | 17.5 | -1 |
| Noncurrent-carrying wiring device mfg | 335932 | | 12/81 | 268.6 | 264.3 | 270.3 | 9.1 | 2.3 |
| Primary products | | 335932-P | 12/81 | 264.6 | 259.5 | 265.5 | 10.3 | 2.3 |
| Pole and transmission line hardware | | 335932-1 | 12/81 | 204.9 | (³) | 209.6 | 6.9 | (³) |

See footnotes at end of table.

Table 5. Producer price indexes for the net output of selected industries and their products, not seasonally adjusted
—Continued

| Industry and product ¹ | Industry code | Product code | Index base | Index | | | Percent change to June 2006 from: | |
|--|---------------|--------------|------------|------------------------|-----------------------|------------------------|-----------------------------------|------------------|
| | | | | Feb. 2006 ² | May 2006 ² | June 2006 ² | June 2005 | May 2006 |
| Noncurrent-carrying wiring device mfg—Continued | | | | | | | | |
| Electrical conduit and conduit fittings, including plastics | | 335932-2 | 12/81 | 290.8 | 278.7 | 286.9 | 14.1 | 2.9 |
| Other noncurrent-carrying wiring devices and supplies | | 335932-3 | 12/81 | 257.9 | 262.1 | 264.5 | 5.1 | .9 |
| Stamped metal boxes, covers, and accessories | | 335932-336 | 12/04 | 103.2 | 104.1 | 104.1 | 1.6 | 0 |
| All other noncurrent-carrying wiring devices and supplies | | 335932-349 | 12/04 | 106.6 | 109.1 | 110.9 | 8.3 | 1.6 |
| Secondary products and miscellaneous receipts | | 335932-SM | | | | | | |
| Miscellaneous receipts | | 335932-M | 12/86 | 335.4 | 343.1 | 364.1 | 7.7 | 6.1 |
| Secondary products | | 335932-S | 12/81 | 231.7 | 229.8 | 230.5 | 1.7 | .3 |
| All other electrical equipment & component mfg | 33599 | | 12/03 | 107.1 | 108.8 | 109.3 | 3.4 | .5 |
| Carbon and graphite product mfg | | | | | | | | |
| Primary products | 335991 | | 06/85 | 133.6 | 138.7 | 139.4 | 7.5 | .5 |
| Carbon and graphite electrodes for electric furnaces and electrolytic cell use .. | | 335991-P | 06/85 | 135.8 | 141.3 | 142.2 | 8.1 | .6 |
| All other carbon and graphite products | | 335991-1 | 06/85 | 142.1 | 153.1 | 153.3 | 10.2 | .1 |
| All other carbon and graphite products | | 335991-3 | 12/03 | 106.3 | 107.1 | 108.3 | 6.1 | 1.1 |
| Secondary and miscellaneous receipts | | 335991-SM | | | | | | |
| Miscellaneous receipts | | 335991-M | 10/88 | 129.2 | 129.2 | 129.2 | (³) | 0 |
| Secondary products | | 335991-S | 06/85 | 97.8 | 98.2 | (³) | (³) | (³) |
| All other mis electrical equip & component mfg | 335999 | | 12/03 | 103.8 | 104.8 | 105.3 | 2.1 | .5 |
| Primary products | | 335999-P | 12/03 | 103.7 | 104.3 | 104.9 | 2.0 | .6 |
| Apparatus wire made from purchased insulated wire | | 335999-B | 12/03 | 116.1 | 121.0 | 121.8 | 11.1 | .7 |
| Electronic sys & equip, nec (incl auto garage door opener & amplifier) | | 335999-C | 12/00 | 102.8 | 102.4 | 102.3 | 1.5 | -.1 |
| Other electrical equipment (except for industrial use), nec | | 335999-D | 12/03 | 102.7 | 102.7 | 104.3 | 1.6 | 1.6 |
| Rectifying apparatus, except electronic | | 335999-3 | 12/85 | 123.2 | 123.9 | 125.1 | .3 | 1.0 |
| Semiconductor and power conversion apparatus | | 335999-31 | 12/85 | 122.9 | 123.8 | 125.6 | 3.1 | 1.5 |
| Other rectifying (power conversion) apparatus | | 335999-32 | 12/85 | 111.9 | 112.2 | 112.2 | -5.5 | 0 |
| Other electrical equipment for industrial use, except electronic | | 335999-5 | 12/03 | 104.2 | 104.0 | 104.0 | -1.7 | 0 |
| Secondary products and miscellaneous receipts | | 335999-SM | | | | | | |
| Miscellaneous receipts | | 335999-M | 12/03 | 103.4 | 108.5 | 108.5 | 4.9 | 0 |
| Secondary products | | 335999-S | 12/03 | 106.8 | 107.3 | 107.3 | .5 | 0 |
| Transportation equipment mfg | 336 | | 12/03 | 103.2 | 103.2 | 103.2 | 1.5 | 0 |
| Motor vehicle mfg | | | | | | | | |
| Automobile & light duty motor vehicle mfg | 3361 | | 12/03 | 97.9 | 96.7 | 96.1 | -9 | -6 |
| Automobile and light duty motor vehicle mfg | 33611 | | 12/03 | 97.2 | 95.8 | 95.2 | -1.2 | -6 |
| Primary products | 336110 | | 06/82 | 133.7 | 131.7 | 130.9 | -1.3 | -6 |
| Passenger cars and chassis | | 336110-P | 06/82 | 133.0 | 131.0 | 130.1 | -1.2 | -7 |
| Trucks, truck tractors, & bus chassis 14,000 lb or less, incl. minivans & suvs ... | | 336110-1 | 06/82 | 129.9 | 128.3 | 127.5 | -2.1 | -6 |
| Trucks, truck tractors, & bus chassis 14,000 lb or less, incl. minivans & suvs ... | | 336110-2 | 06/82 | 145.3 | 142.8 | 141.8 | -4 | -7 |
| Secondary products and miscellaneous receipts | | 336110-SM | | | | | | |
| Heavy duty truck mfg | 336120 | | 12/03 | 108.5 | 110.1 | 110.3 | 4.4 | .2 |
| Primary products | | 336120-P | 12/03 | 108.7 | 110.4 | 110.5 | 4.3 | .1 |
| Trucks, tractors, & bus chassis (chassis of own manufacture) 14,001 to 33,000 lb | | 336120-1 | 12/03 | 112.4 | (³) | (³) | (³) | (³) |
| Trucks, tractors, & bus chassis (chassis of own manufacture) 33,001 lb or more | | 336120-2 | 06/87 | 150.7 | 153.9 | 154.1 | 4.9 | .1 |
| Buses, including military and firefighting vehicles (chassis of own manufacture) | | 336120-3 | 12/03 | 107.9 | 107.3 | 107.3 | (³) | 0 |
| Secondary products and miscellaneous receipts | | 336120-SM | | | | | | |
| Secondary products | | 336120-S | 12/03 | 100.8 | 101.1 | 101.1 | (³) | 0 |
| Motor vehicle body & trailer mfg | 3362 | | 12/03 | 111.6 | 112.6 | 113.7 | 3.4 | 1.0 |
| Motor vehicle body & trailer mfg | 33621 | | 12/03 | 111.8 | 112.7 | 113.7 | 3.4 | .9 |
| Motor vehicle body mfg | | | | | | | | |
| Primary products | 336211 | | 12/82 | 196.7 | 197.5 | 199.1 | 4.2 | .8 |
| Truck, bus, car, and other vehicle bodies, for sale separately | | 336211-P | 12/82 | 194.9 | 195.0 | 196.6 | 4.0 | .8 |
| Complete vehicles produced on purchased chassis | | 336211-1 | 12/82 | 198.7 | 198.7 | 200.9 | 4.6 | 1.1 |
| Complete vehicles produced on purchased chassis | | 336211-3 | 12/82 | 192.8 | 193.3 | 193.6 | 2.4 | .2 |
| Secondary products and miscellaneous receipts | | 336211-SM | | | | | | |
| Miscellaneous receipts | | 336211-M | 12/82 | 243.5 | 252.5 | (³) | (³) | (³) |
| Secondary products | | 336211-S | 12/82 | 165.5 | 165.9 | 168.5 | 5.2 | 1.6 |
| Truck trailer mfg | 336212 | | 12/79 | 180.6 | 183.0 | 184.4 | 4.8 | .8 |
| Primary products | | 336212-P | 12/79 | 179.7 | 182.2 | 183.3 | 4.9 | .6 |
| Truck trailers and chassis, with axle rating of 10,000 lbs or more | | 336212-1 | 12/79 | 177.8 | 180.4 | 181.3 | 4.9 | .5 |
| Truck trailers and chassis, with axle rating of less than 10,000 lbs | | 336212-3 | 11/84 | 179.3 | 181.0 | 183.1 | 3.7 | 1.2 |
| Secondary products and miscellaneous receipts | | 336212-SM | | | | | | |
| Secondary products | | 336212-S | 12/79 | 185.7 | 185.8 | 186.4 | 5.4 | .3 |
| Motor home mfg | 336213 | | 06/84 | 164.5 | 166.2 | 167.9 | -1.4 | 1.0 |
| Primary products | | 336213-P | 06/84 | 165.6 | 167.4 | 167.7 | -2.5 | .2 |
| Conventional (type A) | | 336213-101 | 06/84 | 165.6 | 166.2 | 166.6 | -4.4 | .2 |

See footnotes at end of table.

Table 5. Producer price indexes for the net output of selected industries and their products, not seasonally adjusted
—Continued

| Industry and product ¹ | Industry code | Product code | Index base | Index | | | Percent change to June 2006 from: | |
|---|---------------|--------------|------------|------------------------|-----------------------|------------------------|-----------------------------------|------------------|
| | | | | Feb. 2006 ² | May 2006 ² | June 2006 ² | June 2005 | May 2006 |
| Motor home mfg—Continued | | | | | | | | |
| Secondary products and miscellaneous receipts | | 336213-SM | | | | | | |
| Secondary products | | 336213-S | 12/97 | 114.1 | 114.1 | (³) | (³) | (³) |
| Travel trailers and campers | 336214 | | 12/03 | 107.3 | 108.2 | 109.7 | 4.4 | 1.4 |
| Primary products | | 336214-P | 12/03 | 106.8 | 107.5 | 109.1 | 4.4 | 1.5 |
| Travel trailers | | 336214-1 | 06/84 | 148.3 | 149.3 | 151.6 | 3.8 | 1.5 |
| Conventional travel trailers | | 336214-11 | 06/90 | 122.0 | 123.3 | 126.4 | 4.0 | 2.5 |
| Fifth wheel travel trailers | | 336214-12 | 06/90 | 133.2 | 133.5 | 134.3 | 3.6 | .6 |
| Less than 30 feet in length | | 336214-125 | 06/90 | 123.9 | 124.7 | 125.7 | 2.4 | .8 |
| 30 feet or more in length | | 336214-128 | 06/90 | 142.3 | 142.2 | 142.8 | 4.4 | .4 |
| Automobile and light truck trailers | | 336214-3 | 12/92 | 132.1 | 133.6 | 134.9 | 5.3 | 1.0 |
| Automobile and light truck horse trailers, excl. those pulled by truck tractors | | 336214-31 | 12/92 | 129.7 | 131.6 | 133.6 | 21.7 | 1.5 |
| Boat trailers | | 336214-32 | 06/85 | 158.8 | 158.8 | 158.7 | .3 | -.1 |
| Other automobile and light truck trailers | | 336214-33 | 12/00 | 110.5 | 112.5 | 114.3 | 2.5 | 1.6 |
| Camping trailers, campers, pickup covers, and parts | | 336214-5 | 06/84 | 162.3 | 162.3 | 165.7 | 4.4 | 2.1 |
| Camping trailers, campers, and pick-up covers | | 336214-51 | 12/97 | 122.6 | 122.6 | 122.5 | 2.5 | -.1 |
| Parts and components, excluding appliances and furnishings | | 336214-53 | 06/84 | 134.1 | 134.1 | 141.7 | 7.5 | 5.7 |
| Secondary products and miscellaneous receipts | | 336214-SM | | | | | | |
| Miscellaneous receipts | | 336214-M | 04/85 | 160.4 | 168.6 | 168.5 | 5.8 | -.1 |
| Secondary products | | 336214-S | 06/84 | 156.1 | 156.1 | 156.1 | -.3 | 0 |
| Motor vehicle parts mfg | 3363 | | 12/03 | 103.0 | 104.9 | 105.1 | 2.3 | .2 |
| Motor vehicle gas engine & engine parts mfg | 33631 | | 12/03 | 106.1 | 111.0 | 112.4 | 11.1 | 1.3 |
| Carburetor, piston, piston ring & valve mfg | 336311 | | 12/82 | 135.5 | 136.1 | 136.2 | 3.6 | .1 |
| Primary products | | 336311-P | 12/82 | 145.6 | 146.4 | 146.5 | 4.5 | .1 |
| Pistons, piston rings, and piston pins (engine) | | 336311-3 | 12/82 | 109.3 | 110.7 | 110.9 | 2.2 | .2 |
| Valves (engine intake and exhaust) | | 336311-5 | 12/82 | 155.0 | (³) | 155.0 | (³) | (³) |
| Secondary products and miscellaneous receipts | | 336311-SM | | | | | | |
| Secondary products | | 336311-S | 12/82 | 108.0 | (³) | 108.0 | (³) | (³) |
| Gasoline engine and engine parts mfg | 336312 | | 12/03 | 106.6 | 112.0 | 113.6 | 11.8 | 1.4 |
| Primary products | | 336312-P | 12/03 | 107.2 | 112.7 | 114.3 | 12.4 | 1.4 |
| Gasoline engines and engine parts for motor vehicles, new | | 336312-1 | 12/88 | 102.0 | 107.4 | 108.9 | 12.6 | 1.4 |
| Gasoline engines and engine parts for motor vehicles, rebuilt | | 336312-3 | 12/03 | 105.8 | 106.8 | 106.5 | 1.7 | -.3 |
| Secondary products and miscellaneous receipts | | 336312-SM | | | | | | |
| Miscellaneous receipts | | 336312-M | 12/03 | (³) | (³) | (³) | (³) | (³) |
| Secondary products | | 336312-S | 12/03 | 100.8 | (³) | (³) | (³) | (³) |
| Motor vehicle electrical & electronic equipment mfg | 33632 | | 12/03 | 102.1 | 102.2 | 102.4 | .3 | .2 |
| Vehicular lighting equipment mfg | 336321 | | 12/83 | 124.0 | 124.1 | 124.3 | .3 | .2 |
| Primary products | | 336321-P | 12/83 | 109.5 | 109.6 | 109.8 | .1 | .2 |
| Vehicular lighting equipment (excluding bulbs) for all uses | | 336321-1 | 12/83 | 109.5 | 109.6 | 109.8 | .1 | .2 |
| Motor vehicle lighting equipment | | 336321-11 | 12/83 | 99.2 | 99.0 | 99.1 | .6 | .1 |
| Other than motor vehicle lighting equipment including fluorescent fixtures | | 336321-12 | 12/83 | 173.4 | 173.1 | 173.1 | -3.3 | 0 |
| Component and renewal parts for vehicular lighting equipment | | 336321-13 | 06/93 | 107.8 | 109.3 | 109.8 | .5 | .5 |
| Secondary products and miscellaneous receipts | | 336321-SM | | | | | | |
| Miscellaneous receipts | | 336321-M | 12/83 | 102.4 | 102.4 | 102.4 | 1.2 | 0 |
| Secondary products | | 336321-S | 12/83 | 157.7 | 157.8 | 158.1 | 1.0 | .2 |
| Other motor vehicle electrical & electronic equipment mfg | 336322 | | 12/03 | 102.4 | 102.5 | 102.7 | .3 | .2 |
| Primary products | | 336322-P | 12/03 | 99.4 | 99.5 | 99.7 | .3 | .2 |
| Parts for engine electrical and electronic equipment | | 336322-A | 12/82 | 127.0 | 127.0 | 127.0 | .2 | 0 |
| Ignition harness and cable sets | | 336322-1 | 12/82 | 139.7 | 139.8 | 140.3 | 1.2 | .4 |
| Battery charging alternators, generators, and regulators | | 336322-3 | 12/82 | 126.2 | 126.4 | 128.3 | 1.3 | 1.5 |
| Cranking motors (starters) | | 336322-5 | 12/82 | 112.9 | 112.9 | 112.9 | .2 | 0 |
| Complete engine electrical equipment, nec | | 336322-9 | 12/82 | 114.1 | 114.1 | 114.1 | 0 | 0 |
| Secondary products and miscellaneous receipts | | 336322-SM | | | | | | |
| Miscellaneous receipts | | 336322-M | 12/03 | 133.0 | (³) | (³) | (³) | (³) |
| Secondary products | | 336322-S | 12/03 | 92.1 | 92.2 | 92.2 | .1 | 0 |
| Motor vehicle steering & suspension parts mfg | 33633 | | 12/03 | 106.3 | 105.9 | 106.5 | .9 | .6 |
| Motor vehicle steering and suspension components mfg | 336330 | | 12/03 | 106.1 | 105.7 | 106.3 | .9 | .6 |
| Primary products | | 336330-P | 12/03 | 105.0 | 104.5 | 105.3 | 1.0 | .8 |
| Motor vehicle steering and suspension components, new | | 336330-1 | 12/99 | 104.8 | 104.4 | 105.1 | 1.0 | .7 |
| Secondary products and miscellaneous receipts | | 336330-SM | | | | | | |
| Secondary product | | 336330-S | 12/03 | 112.1 | 112.1 | 112.2 | .5 | .1 |
| Motor vehicle brake system mfg | 33634 | | 12/03 | 101.1 | 101.2 | 101.3 | 1.2 | .1 |
| Motor vehicle brake system mfg | 336340 | | 12/03 | 101.1 | 101.2 | 101.3 | 1.2 | .1 |
| Primary products | | 336340-P | 12/03 | 101.4 | 101.5 | 101.4 | 1.0 | -.1 |

See footnotes at end of table.

Table 5. Producer price indexes for the net output of selected industries and their products, not seasonally adjusted
—Continued

| Industry and product ¹ | Industry code | Product code | Index base | Index | | | Percent change to June 2006 from: | |
|--|---------------|--------------|------------|------------------------|-----------------------|------------------------|-----------------------------------|------------------|
| | | | | Feb. 2006 ² | May 2006 ² | June 2006 ² | June 2005 | May 2006 |
| Motor vehicle brake system mfg—Continued | | | | | | | | |
| Motor vehicle brake parts and assemblies, new | | 336340-1 | 12/88 | 107.2 | 107.2 | 107.1 | 0.8 | -0.1 |
| Motor vehicle brake parts and assemblies, rebuilt | | 336340-3 | 12/03 | 106.9 | 106.9 | 106.9 | (³) | 0 |
| Secondary products and miscellaneous receipts | | 336340-SM | | | | | | |
| Secondary products | | 336340-S | 12/03 | 97.9 | 98.6 | 103.0 | 6.2 | 4.5 |
| Motor vehicle transmission & power train parts mfg | 33635 | | 12/03 | 101.8 | 104.7 | 104.0 | 1.8 | -7 |
| Motor vehicle transmission & power train parts mfg | 336350 | | 12/03 | 100.6 | 103.5 | 102.7 | 1.7 | -8 |
| Primary products | | 336350-P | 12/03 | 101.2 | 101.4 | 100.6 | .6 | -8 |
| Motor vehicle drive train components, except wheels and brakes, new | | 336350-1 | 12/88 | 103.9 | 104.1 | 103.2 | .6 | -9 |
| Motor vehicle drive train components, rebuilt | | 336350-3 | 12/03 | 104.6 | 104.6 | (³) | (³) | (³) |
| Secondary products and miscellaneous receipts | | 336350-SM | | | | | | |
| Secondary products | | 336350-S | 12/03 | 102.7 | 105.7 | 105.7 | 5.5 | 0 |
| Motor vehicle seating & interior trim mfg | 33636 | | 12/03 | 100.9 | 100.1 | 99.7 | .4 | -4 |
| Motor vehicle seating & interior trim mfg | 336360 | | 12/03 | 100.9 | 100.0 | 99.6 | .3 | -4 |
| Primary products | | 336360-P | 12/03 | 100.9 | 100.0 | 99.6 | .4 | -4 |
| Automobile trimmings | | 336360-1 | 12/03 | 98.7 | 99.3 | 99.3 | 1.3 | 0 |
| Fabricated seat or safety belts, incl shoulder harnesses (except leather) | | 336360-2 | 12/03 | 93.8 | (³) | (³) | (³) | (³) |
| Seats for public conveyance and aircraft | | 336360-3 | 12/01 | 101.2 | 99.4 | 98.6 | -2 | -8 |
| Seats for public conveyance (except aircraft), incl. automobiles, trucks, buses, | | 336360-301 | 12/03 | 100.6 | 100.3 | 100.4 | .2 | .1 |
| Seats for aircraft | | 336360-304 | 12/03 | 105.1 | 101.7 | 100.1 | -5 | -1.6 |
| Secondary products and miscellaneous receipts | | 336360-SM | | | | | | |
| Miscellaneous receipts | | 336360-M | 12/03 | 105.3 | 105.3 | 105.3 | .9 | 0 |
| Secondary products | | 336360-S | 12/03 | 99.9 | 100.0 | 100.0 | .1 | 0 |
| Motor vehicle metal stamping | 33637 | | 12/03 | 109.5 | 108.8 | 108.9 | -1.3 | .1 |
| Motor vehicle metal stamping | 336370 | | 12/82 | 119.9 | 119.1 | 119.2 | -1.2 | .1 |
| Primary products | | 336370-P | 12/82 | 115.1 | 114.3 | 114.4 | -5 | .1 |
| Original equipment automotive stampings | | 336370-1 | 12/82 | 112.7 | 111.8 | 111.9 | -6 | .1 |
| Body panels | | 336370-101 | 12/82 | 103.5 | 103.7 | 103.6 | 0 | -1 |
| Chassis parts and other original equipment automotive stampings | | 336370-102 | 12/82 | 132.6 | 128.7 | 129.4 | -2.0 | .5 |
| Replacement part automotive stampings | | 336370-3 | 12/82 | 137.6 | 137.6 | 137.6 | 0 | 0 |
| Secondary products and miscellaneous receipts | | 336370-SM | | | | | | |
| Secondary products | | 336370-S | 12/82 | 133.7 | 134.3 | 134.0 | -4.9 | -2 |
| Other motor vehicle parts mfg | 33639 | | 12/03 | 101.3 | 102.8 | 102.9 | 1.2 | .1 |
| Motor vehicle air conditioning mfg | 336391 | | 12/03 | 99.5 | 99.6 | 100.3 | .7 | .7 |
| Primary products | | 336391-P | 12/03 | 99.4 | 99.5 | 100.4 | .9 | .9 |
| Motor vehicle mechanical air conditioning systems | | 336391-7 | 12/03 | 99.8 | 100.2 | 100.6 | 1.2 | .4 |
| All other motor vehicle parts mfg | 336399 | | 12/03 | 101.7 | 103.3 | 103.4 | 1.4 | .1 |
| Primary products | | 336399-P | 12/03 | 101.4 | 103.2 | 103.3 | 1.4 | .1 |
| Filters for internal combustion engines and motor vehicles, new | | 336399-1 | 12/82 | 125.9 | 128.2 | (³) | (³) | (³) |
| Exhaust system parts, new | | 336399-3 | 12/88 | 119.8 | 122.7 | 123.0 | 4.1 | .2 |
| Other motor vehicle parts and accessories, new and rebuilt | | 336399-7 | 12/03 | 99.3 | 100.6 | 100.6 | .5 | 0 |
| Secondary products and miscellaneous receipts | | 336399-SM | | | | | | |
| Miscellaneous receipts | | 336399-M | 12/03 | (³) | (³) | (³) | (³) | (³) |
| Secondary products | | 336399-S | 12/03 | 104.5 | 105.0 | 105.0 | 2.2 | 0 |
| Aerospace product & parts mfg | 3364 | | 06/85 | 181.0 | 182.0 | 182.5 | 3.9 | .3 |
| Aerospace product & parts mfg | 33641 | | 06/85 | 181.0 | 182.0 | 182.5 | 3.9 | .3 |
| Aircraft mfg | 336411 | | 12/85 | 186.6 | 188.1 | 188.9 | 4.6 | .4 |
| Primary products | | 336411-P | 12/85 | 183.7 | 185.5 | 186.0 | 4.5 | .3 |
| Aircraft | | 336411-3 | 12/85 | 208.3 | 211.3 | 212.1 | 5.2 | .4 |
| Modifications, conversions, and overhaul of previously accepted aircraft | | 336411-5 | 12/85 | 117.4 | 117.4 | (³) | (³) | (³) |
| Secondary products and miscellaneous receipts | | 336411-SM | | | | | | |
| Miscellaneous receipts | | 336411-M | 01/86 | 226.9 | 226.9 | (³) | (³) | (³) |
| Secondary products | | 336411-S | 12/85 | 181.0 | 181.0 | 181.2 | 4.2 | .1 |
| Aircraft engine and engine parts mfg | 336412 | | 12/85 | 168.0 | 168.8 | 169.2 | 3.5 | .2 |
| Primary products | | 336412-P | 12/85 | 171.3 | 172.8 | 172.8 | 3.8 | 0 |
| Military aircraft engines | | 336412-1 | 12/85 | 138.9 | 139.1 | 139.1 | 2.1 | 0 |
| Civilian aircraft engines | | 336412-3 | 12/85 | 185.7 | 190.0 | 190.0 | 4.2 | 0 |
| Aeronautical services on aircraft engines | | 336412-5 | 12/85 | 154.6 | 156.3 | 155.5 | 4.9 | -5 |
| Aircraft engine parts and accessories | | 336412-7 | 12/85 | 179.1 | 179.2 | 179.6 | 3.5 | .2 |
| Secondary products and miscellaneous receipts | | 336412-SM | | | | | | |
| Miscellaneous receipts | | 336412-M | 08/94 | 119.7 | 119.7 | 119.7 | 4.9 | 0 |
| Secondary products | | 336412-S | 12/85 | 154.5 | 150.9 | 154.1 | .6 | 2.1 |

See footnotes at end of table.

Table 5. Producer price indexes for the net output of selected industries and their products, not seasonally adjusted
—Continued

| Industry and product ¹ | Industry code | Product code | Index base | Index | | | Percent change to June 2006 from: | |
|---|---------------|--------------|------------|------------------------|-----------------------|------------------------|-----------------------------------|------------------|
| | | | | Feb. 2006 ² | May 2006 ² | June 2006 ² | June 2005 | May 2006 |
| Other aircraft part & auxiliary equipment mfg | 336413 | | 06/85 | 154.0 | 152.5 | 152.2 | 0.6 | -0.2 |
| Primary products | | 336413-P | 06/85 | 152.8 | 151.2 | 150.8 | .5 | -.3 |
| Aircraft parts, excluding propellers, rotors, and fluid power subassemblies | | 336413-2 | 06/85 | 150.8 | 149.3 | 148.9 | .6 | -.3 |
| Aircraft propellers and helicopter rotors | | 336413-6 | 12/91 | 138.3 | 138.3 | 138.3 | 2.7 | 0 |
| Secondary products and miscellaneous receipts | | 336413-SM | | | | | | |
| Miscellaneous receipts | | 336413-M | 02/95 | (³) | (³) | (³) | (³) | (³) |
| Secondary products | | 336413-S | 06/85 | 175.9 | 175.3 | (³) | (³) | (³) |
| Railroad rolling stock mfg | 3365 | | 06/84 | 154.7 | 158.3 | 160.0 | 5.9 | 1.1 |
| Railroad rolling stock mfg | 33651 | | 06/84 | 154.7 | 158.2 | 159.9 | 5.8 | 1.1 |
| Railroad rolling stock mfg | 336510 | | 06/84 | 154.5 | 158.0 | 159.7 | 5.8 | 1.1 |
| Primary products | | 336510-P | 06/84 | 159.9 | 163.9 | 165.8 | 6.4 | 1.2 |
| Locomotives and locomotive parts | | 336510-1 | 06/84 | 147.0 | 149.6 | 150.6 | 6.7 | .7 |
| Passenger and freight train cars, new (excl. parts) | | 336510-2 | 06/84 | 183.6 | 191.0 | 194.5 | 8.1 | 1.8 |
| Street, subway, trolley, and rapid transit cars, all rebuilt cars, and all parts | | 336510-3 | 06/84 | 138.2 | 138.5 | 139.0 | 1.6 | .4 |
| Street, subway, trolley, and rapid transit cars, new and rebuilt | | 336510-35 | 12/01 | 100.9 | (³) | (³) | (³) | (³) |
| Parts and accessories for railroad and street cars | | 336510-37 | 06/84 | 133.9 | 134.2 | 134.8 | 2.1 | .4 |
| Air brake and other brake equipment | | 336510-371 | 06/84 | 139.1 | 140.3 | 143.5 | 7.4 | 2.3 |
| All other railroad and streetcar parts and accessories, incl. truck assemblies | | 336510-379 | 06/84 | 132.7 | 132.9 | 133.0 | 1.2 | .1 |
| Secondary products and miscellaneous receipts | | 336510-SM | | | | | | |
| Secondary products | | 336510-S | 09/96 | 103.0 | 103.0 | (³) | (³) | (³) |
| Ship & boat building | 3366 | | 12/84 | 179.0 | 179.6 | 180.3 | 3.7 | .4 |
| Ship & boat building | 33661 | | 12/84 | 179.0 | 179.6 | 180.3 | 3.7 | .4 |
| Ship building and repairing | 336611 | | 12/85 | 167.4 | 168.0 | 168.7 | 3.4 | .4 |
| Primary products | | 336611-P | 12/85 | 169.1 | 169.7 | 170.5 | 3.6 | .5 |
| Nonpropelled ships, new, U.S. military and nonmilitary | | 336611-1 | 12/85 | 154.5 | 162.5 | 163.3 | 15.7 | .5 |
| Self-propelled ships, new, U.S. military | | 336611-2 | 12/85 | 163.5 | 163.1 | 163.3 | 1.1 | .1 |
| Self-propelled ships, new, nonmilitary | | 336611-3 | 12/85 | 204.8 | (³) | 207.9 | 5.9 | (³) |
| Ship repair, conversion, reconversion, U.S. military | | 336611-4 | 12/85 | 174.4 | 173.3 | 173.5 | 1.5 | .1 |
| Ship repair, conversion, reconversion, nonmilitary | | 336611-6 | 12/85 | 159.1 | 160.1 | 163.8 | 7.8 | 2.3 |
| Secondary products and miscellaneous receipts | | 336611-SM | | | | | | |
| Miscellaneous receipts | | 336611-M | 05/89 | 107.9 | 107.9 | 107.9 | 0 | 0 |
| Boat building | 336612 | | 12/81 | 211.8 | 212.5 | 213.1 | 4.2 | .3 |
| Primary products | | 336612-P | 12/81 | 209.9 | 210.7 | 211.2 | 3.8 | .2 |
| Outboard motorboats, inc. commercial and military (exc. sailboats and lifeboats) | | 336612-1 | 12/81 | 229.3 | 230.5 | 231.8 | 4.9 | .6 |
| Inboard motorboats, including commercial & military (exc. sailboats & lifeboats) | | 336612-3 | 12/81 | 207.5 | 208.1 | 207.9 | 3.2 | -.1 |
| Inboard-outdrive boats, inc. commercial & military (exc. sailboats & lifeboats) | | 336612-5 | 12/81 | 190.5 | 191.1 | 191.6 | 4.1 | .3 |
| All other boats, nec (excluding military and commercial) | | 336612-7 | 12/81 | 191.2 | 192.3 | 192.3 | -6 | 0 |
| Secondary products and miscellaneous receipts | | 336612-SM | | | | | | |
| Miscellaneous receipts | | 336612-M | 12/88 | 201.8 | 201.8 | (³) | (³) | (³) |
| Secondary products | | 336612-S | 12/81 | 215.7 | 215.7 | (³) | (³) | (³) |
| Other transportation equipment mfg | 3369 | | 12/03 | 104.5 | 104.9 | 104.3 | 1.0 | -.6 |
| Other transportation equipment mfg | 33699 | | 12/03 | 104.5 | 104.9 | 104.3 | 1.0 | -.6 |
| Motorcycle, bicycle & parts mfg | 336991 | | 12/84 | 132.0 | 133.1 | 133.1 | 1.1 | 0 |
| Primary products | | 336991-P | 12/84 | 137.6 | 139.0 | 139.0 | .7 | 0 |
| Bicycles, adult tricycles, unicycles & parts (excl. childrns 2-whl sdwlk cycls w/semi-pneu trs) | | 336991-1 | 12/84 | 112.4 | 115.4 | 115.4 | 0 | 0 |
| Parts for bicycles, including frame sets and motorbike parts interchangeable with bicycle part | | 336991-171 | 12/84 | 108.5 | 108.5 | 108.5 | -9.0 | 0 |
| Motorcycles, motorbikes, mopeds, motorscooters, trail vehicles and parts | | 336991-2 | 12/84 | 161.8 | 161.8 | 161.8 | 1.2 | 0 |
| Motorcycles, (excl. sidecars), mopeds, motorscooters, and trail vehicles | | 336991-213 | 12/84 | 169.7 | 169.7 | 169.7 | 1.4 | 0 |
| Parts, including sidecars, but excluding motorbike parts interchangeable with bicycle parts | | 336991-253 | 12/84 | 140.1 | 140.1 | 140.1 | 0 | 0 |
| Secondary products and miscellaneous receipts | | 336991-SM | | | | | | |
| Miscellaneous receipts | | 336991-M | 12/84 | 108.1 | 108.1 | 108.1 | 0 | 0 |
| Secondary products | | 336991-S | 12/84 | 127.6 | 127.6 | 127.6 | 6.3 | 0 |
| All other transportation equipment mfg | 336999 | | 12/03 | 105.7 | 105.8 | 104.8 | .8 | -.9 |
| Primary products | | 336999-P | 12/03 | 105.4 | 105.4 | 104.2 | .6 | -1.1 |
| Self-propelled golf carts and industrial in-plant personnel carriers and parts | | 336999-1 | 06/85 | 156.7 | 156.7 | 148.8 | -.3 | -5.0 |
| Transportation equipment, nec, including all-terrain vehicles | | 336999-3 | 06/85 | 137.7 | 137.8 | 137.8 | .9 | 0 |
| Secondary products and miscellaneous receipts | | 336999-SM | | | | | | |
| Miscellaneous receipts | | 336999-M | 12/03 | 105.1 | 104.9 | 104.9 | 2.6 | 0 |
| Secondary products | | 336999-S | 12/03 | 109.3 | 110.2 | 110.2 | 1.1 | 0 |

See footnotes at end of table.

Table 5. Producer price indexes for the net output of selected industries and their products, not seasonally adjusted

—Continued

| Industry and product ¹ | Industry code | Product code | Index base | Index | | | Percent change to June 2006 from: | |
|--|---------------|--------------|------------|------------------------|-----------------------|------------------------|-----------------------------------|------------------|
| | | | | Feb. 2006 ² | May 2006 ² | June 2006 ² | June 2005 | May 2006 |
| Furniture & related product mfg | 337 | | 12/84 | 161.3 | 162.3 | 162.5 | 3.0 | 0.1 |
| HH & institutional furniture & kitchen cabinet mfg | 3371 | | 12/84 | 156.5 | 157.3 | 157.5 | 3.4 | .1 |
| Wood kitchen cabinet & countertop mfg | 33711 | | 12/03 | 106.0 | 106.1 | 106.3 | 2.9 | .2 |
| Wood kitchen cabinet & countertop mfg | 337110 | | 06/84 | 178.9 | 179.1 | 179.5 | 3.0 | .2 |
| Primary products | | 337110-P | 12/03 | 105.8 | 106.1 | 106.2 | 2.9 | .1 |
| Plastics laminated wood kitchen cabinet tops | | 337110-A | 12/03 | 96.7 | 96.7 | 96.7 | .2 | 0 |
| Plastics laminated fixture tops, except kitchen | | 337110-E | 12/03 | 109.9 | 115.0 | 115.0 | (³) | 0 |
| Wood kitchen cabinets and cabinetwork, custom, sold directly to customers | | 337110-H | 03/04 | 100.6 | 101.2 | 100.9 | (³) | -.3 |
| Wood kitchen cabinets and cabinetwork, stock line | | 337110-1 | 06/84 | 178.8 | 179.3 | 179.2 | 3.5 | -.1 |
| Wood kitchen cabinets and cabinetwork, custom, except sold directly to customers | | 337110-4 | 06/84 | 184.7 | 185.3 | 185.6 | 2.5 | .2 |
| Wood vanities and other cabinetwork | | 337110-7 | 06/84 | 181.6 | 180.8 | 181.7 | 3.1 | .5 |
| Secondary products and miscellaneous receipts | | 337110-SM | | | | | | |
| Miscellaneous receipts | | 337110-M | 12/03 | 110.6 | 105.8 | 110.6 | 5.8 | 4.5 |
| Secondary products | | 337110-S | 12/03 | 106.1 | 106.1 | 106.1 | 2.4 | 0 |
| Household & institutional furniture mfg | 33712 | | 12/03 | 106.6 | 107.3 | 107.4 | 3.5 | .1 |
| Upholstered household furniture mfg | 337121 | | 06/82 | 158.4 | 159.7 | 160.0 | 4.8 | .2 |
| Primary products | | 337121-P | 06/82 | 161.1 | 162.4 | 162.7 | 4.9 | .2 |
| Upholstered wood household furniture | | 337121-1 | 06/82 | 159.7 | 161.0 | 161.3 | 4.9 | .2 |
| Uphols. wood household sofas, davenports, settees, and loveseats | | 337121-11 | 06/82 | 160.6 | 161.2 | 162.1 | 4.3 | .6 |
| Uphols. wood household sectional sofa pieces, incl. pieces seating one person | | 337121-12 | 12/87 | 134.9 | 135.8 | 135.6 | 5.9 | -.1 |
| Upholstered wood household rockers, incl swivel rockers | | 337121-13 | 06/82 | 125.3 | 126.2 | 126.4 | 2.6 | .2 |
| Upholstered wood household reclining chairs, all types | | 337121-14 | 06/82 | 147.7 | 147.4 | 146.2 | 3.8 | -.8 |
| Uphols. wood household swivel chairs with height adjust. & other chairs | | 337121-15 | 06/05 | 104.4 | 107.4 | 107.5 | 7.5 | .1 |
| Dual-purpose sleep furniture incl. futon, conv. sofa, jackknife & chair beds | | 337121-4 | 06/89 | 158.9 | 161.4 | 161.5 | (³) | .1 |
| Secondary products and miscellaneous receipts | | 337121-SM | | | | | | |
| Miscellaneous receipts | | 337121-M | 06/05 | 100.5 | 100.5 | 100.5 | .5 | 0 |
| Secondary products | | 337121-S | 06/82 | 125.4 | (³) | (³) | (³) | (³) |
| Wood household furniture, except upholstered | 337122 | | 12/79 | 225.4 | 226.5 | 226.1 | 2.4 | -.2 |
| Primary products | | 337122-P | 12/79 | 232.5 | 233.8 | 233.3 | 2.7 | -.2 |
| Infants' and children's wood furniture | | 337122-A | 12/04 | 101.1 | 103.2 | 100.6 | .1 | -2.5 |
| Unpainted, unassembled, knock-down, and outdoor furniture | | 337122-E | 12/79 | 179.5 | 180.7 | 180.5 | 4.7 | -.1 |
| Wood bedroom furniture | | 337122-H | 12/79 | 232.1 | 233.3 | 232.9 | 1.6 | -.2 |
| Wood living room, library, family room and den furniture | | 337122-1 | 12/79 | 231.5 | 231.3 | 231.3 | 3.5 | 0 |
| Wood dining room and kitchen furniture, except cabinets | | 337122-4 | 12/79 | 261.9 | 264.6 | 264.4 | 2.5 | -.1 |
| Secondary products and miscellaneous receipts | | 337122-SM | | | | | | |
| Secondary products | | 337122-S | 12/79 | 196.7 | 196.8 | 196.8 | 1.7 | 0 |
| Metal household furniture | 337124 | | 06/84 | 142.6 | 144.3 | 145.1 | 3.3 | .6 |
| Primary products | | 337124-P | 06/84 | 141.1 | 143.0 | 143.8 | 3.6 | .6 |
| Metal household dining, dinette, breakfast & kitchen furniture | | 337124-1 | 06/84 | 153.3 | 153.6 | 153.6 | 2.5 | 0 |
| Metal porch, lawn, outdoor and casual furniture | | 337124-3 | 06/84 | 166.1 | 170.2 | 172.3 | 6.6 | 1.2 |
| Tubular aluminum | | 337124-31 | 06/84 | 179.4 | 184.3 | 187.0 | 7.3 | 1.5 |
| Other metal porch, lawn, outdoor and casual furniture, including picnic tables | | 337124-33 | 06/84 | 164.3 | 165.9 | 165.9 | 3.0 | 0 |
| Other metal household furniture | | 337124-4 | 06/84 | 116.8 | 117.8 | 117.8 | 1.2 | 0 |
| Metal bed frames | | 337124-437 | 06/84 | 135.5 | 138.9 | 138.9 | 2.5 | 0 |
| Other metal household furniture (including upholstered furniture, metal folding | | 337124-498 | 06/84 | 112.7 | 112.7 | 112.7 | .4 | 0 |
| Secondary products and miscellaneous receipts | | 337124-SM | | | | | | |
| Secondary products | | 337124-S | 06/84 | 163.5 | 163.5 | 165.4 | 2.3 | 1.2 |
| Household furniture (except wood and metal) mfg | 337125 | | 12/85 | 123.5 | 123.5 | 123.5 | 3.0 | 0 |
| Primary products | | 337125-P | 12/85 | 123.0 | 123.0 | 123.0 | 3.1 | 0 |
| Household furniture, except wood and metal | | 337125-1 | 12/85 | 123.0 | 123.0 | 123.0 | 3.1 | 0 |
| Plastics and fibrous glass household furniture | | 337125-11 | 06/91 | 110.4 | 110.4 | 110.4 | 2.6 | 0 |
| Reed, rattan, willow, wicker, cane and other similar household furniture | | 337125-14 | 12/02 | 107.1 | 107.1 | 107.1 | 4.0 | 0 |
| Secondary products and miscellaneous receipts | | 337125-SM | | | | | | |
| Institutional furniture mfg | 337127 | | 12/03 | 108.7 | 109.2 | 109.9 | 4.3 | .6 |
| Primary products | | 337127-P | 12/03 | 108.9 | 109.4 | 109.9 | 2.9 | .5 |
| Other furniture, nec | | 337127-A | 12/03 | 110.8 | 110.8 | 110.8 | .5 | 0 |
| School furniture, except stone and concrete, excl. library furniture | | 337127-1 | 12/84 | 171.9 | 168.5 | 172.7 | 4.5 | 2.5 |
| School single-pupil units and chairs, excl. library | | 337127-11 | 12/03 | 110.9 | 106.9 | 111.6 | 6.7 | 4.4 |
| School storage units & furniture except single -pupil units & chairs (excl. library) | | 337127-12 | 12/03 | 108.9 | 108.6 | 109.3 | 2.2 | .6 |
| Public building furniture, except school and restaurant furniture | | 337127-4 | 12/84 | 160.3 | 161.2 | 160.9 | 4.1 | -.2 |
| Furniture and fixtures, nec | | 337127-7 | 12/03 | 105.8 | 107.9 | 108.1 | 3.0 | .2 |
| Secondary products and miscellaneous receipts | | 337127-SM | | | | | | |
| Miscellaneous receipts | | 337127-M | 12/03 | 103.0 | 103.6 | 107.0 | 10.7 | 3.3 |

See footnotes at end of table.

Table 5. Producer price indexes for the net output of selected industries and their products, not seasonally adjusted
—Continued

| Industry and product ¹ | Industry code | Product code | Index base | Index | | | Percent change to June 2006 from: | |
|--|---------------|--------------|------------|------------------------|-----------------------|------------------------|-----------------------------------|----------|
| | | | | Feb. 2006 ² | May 2006 ² | June 2006 ² | June 2005 | May 2006 |
| Institutional furniture mfg—Continued | | | | | | | | |
| Secondary products | | 337127-S | 12/03 | 113.9 | 113.9 | 113.9 | 7.3 | 0.0 |
| Office furniture (including fixtures) mfg | 3372 | | 12/03 | 112.6 | 113.7 | 113.7 | 1.7 | 0 |
| Office furniture (including fixtures) mfg | 33721 | | 12/03 | 112.6 | 113.7 | 113.7 | 1.7 | 0 |
| Wood office furniture mfg | 337211 | | 06/85 | 165.0 | 165.1 | 165.6 | 3.2 | .3 |
| Primary products | | 337211-P | 06/85 | 166.3 | 166.4 | 166.9 | 3.4 | .3 |
| Wood office seating | | 337211-313 | 06/98 | 122.3 | 122.3 | 122.3 | 3.7 | 0 |
| Desks and extensions | | 337211-331 | 06/85 | 181.2 | 181.3 | 181.7 | 4.1 | .2 |
| Wood storage units, files and tables | | 337211-341 | 06/98 | 116.0 | 116.1 | 116.7 | 4.0 | .5 |
| Wood systems furniture and all other office furniture | | 337211-351 | 06/98 | 111.5 | 111.7 | 112.3 | 1.9 | .5 |
| Secondary products and miscellaneous receipts | | 337211-SM | | | | | | |
| Secondary products | | 337211-S | 06/85 | 139.0 | 139.2 | 139.1 | 3.6 | -.1 |
| Custom architectural woodwork and millwork mfg | 337212 | | 12/03 | 108.6 | 110.0 | 110.0 | 5.8 | 0 |
| Primary products | | 337212-P | 12/03 | 108.6 | 110.1 | 110.1 | 5.6 | 0 |
| Custom architectural woodwork, millwork | | 337212-1 | 12/03 | 108.6 | 110.1 | 110.1 | 5.6 | 0 |
| Secondary products and miscellaneous receipts | | 337212-SM | | | | | | |
| Secondary products | | 337212-S | 12/03 | 101.3 | 101.3 | 101.3 | 0 | 0 |
| Nonwood office furniture | 337214 | | 12/79 | 217.5 | 223.0 | 222.6 | 2.0 | -.2 |
| Primary products | | 337214-P | 12/79 | 219.9 | 224.9 | 223.8 | 1.6 | -.5 |
| Other nonwood office furniture | | 337214-A | 12/79 | 228.9 | 232.2 | 234.6 | 3.5 | 1.0 |
| Office seating, including upholstered, nonwood | | 337214-1 | 12/79 | 215.2 | 222.8 | 215.5 | 1.0 | -3.3 |
| Office desks and extensions, nonwood | | 337214-4 | 12/79 | 209.5 | 209.5 | 209.5 | .5 | 0 |
| Office storage units, files, and tables, nonwood | | 337214-7 | 06/95 | 119.0 | 122.4 | 121.7 | -.9 | -.6 |
| Secondary products and miscellaneous receipts | | 337214-SM | | | | | | |
| Miscellaneous receipts | | 337214-M | 12/04 | 101.7 | 101.5 | 104.9 | 3.1 | 3.3 |
| Showcase, partition, shelving and locker mfg | 337215 | | 12/03 | 119.2 | 119.1 | 119.1 | 0 | 0 |
| Primary products | | 337215-P | 12/03 | 106.3 | 106.2 | 106.2 | -.1 | 0 |
| Shelving and lockers, nonwood | | 337215-A | 12/83 | 163.3 | 163.3 | 163.3 | -.4 | 0 |
| Storage racks and accessories, nonwood | | 337215-E | 12/83 | 145.3 | 144.1 | 144.5 | -1.1 | .3 |
| Fixtures for stores, banks, and offices, and miscellaneous fixtures, nonwood .. | | 337215-H | 12/83 | 149.4 | 149.4 | 149.4 | -.9 | 0 |
| Wood furniture frames for household furniture, incl. frames for upholstered furn | | 337215-K | 12/03 | 102.3 | 102.3 | 102.3 | 1.0 | 0 |
| Secondary products and miscellaneous receipts | | 337215-SM | | | | | | |
| Secondary products | | 337215-S | 12/03 | 108.1 | 108.5 | 108.4 | 2.5 | -.1 |
| Other furniture related product mfg | 3379 | | 12/03 | 115.2 | 115.4 | 115.7 | 5.3 | .3 |
| Mattress mfg | 33791 | | 12/03 | 121.1 | 120.9 | 120.9 | 6.0 | 0 |
| Mattress mfg | 337910 | | 06/83 | 169.7 | 169.3 | 169.3 | 5.9 | 0 |
| Primary products | | 337910-P | 06/83 | 170.1 | 169.7 | 169.7 | 6.1 | 0 |
| Sleep system ensembles, excl. conventional waterbeds | | 337910-A | 05/96 | 134.7 | 151.3 | 151.3 | 20.3 | 0 |
| Mattress and foundation sets | | 337910-E | 12/03 | 112.6 | 111.6 | 111.8 | 3.3 | .2 |
| Innerspring mattresses, excl. crib-size | | 337910-1 | 01/04 | 125.9 | 125.4 | 125.3 | (³) | -.1 |
| Other mattresses, incl. crib mattresses and mattress inserts | | 337910-4 | 06/83 | 182.2 | 180.4 | 181.0 | 7.5 | .3 |
| Foundations, excl. innerspring units and hybrid-type floatation and adjustable | | 337910-7 | 12/03 | 115.4 | 115.1 | 115.2 | 2.7 | .1 |
| Secondary products and miscellaneous receipts | | 337910-SM | | | | | | |
| Miscellaneous receipts | | 337910-M | 12/03 | 123.6 | 123.0 | 123.0 | 2.8 | 0 |
| Blind & shade mfg | 33792 | | 12/03 | 105.9 | 106.8 | 107.6 | 4.1 | .7 |
| Blind and shade mfg | 337920 | | 06/84 | 160.7 | 162.1 | 163.4 | 4.1 | .8 |
| Primary products | | 337920-P | 06/84 | 159.3 | 160.8 | 162.0 | 4.0 | .7 |
| Window shades and accessories | | 337920-3 | 06/84 | 162.3 | 167.4 | 167.6 | 4.1 | .1 |
| Venetian blinds | | 337920-4 | 06/84 | 140.3 | 141.3 | 143.0 | 5.5 | 1.2 |
| Other shades and blinds n.e.c., curtain and drapery rods, poles and other hardware | | 337920-5 | 06/84 | 152.6 | 152.6 | 152.6 | .7 | 0 |
| Secondary products and miscellaneous receipts | | 337920-SM | | | | | | |
| Miscellaneous receipts | | 337920-M | 06/84 | 181.4 | 181.4 | 184.0 | 4.2 | 1.4 |
| Miscellaneous mfg | 339 | | 12/03 | 103.9 | 105.0 | 104.6 | 1.7 | -.4 |
| Medical equipment & supplies mfg | 3391 | | 12/03 | 103.3 | 104.1 | 103.8 | 1.3 | -.3 |
| Medical equipment & supplies mfg | 33911 | | 12/03 | 103.3 | 104.1 | 103.8 | 1.3 | -.3 |
| Laboratory apparatus and furniture | 339111 | | 12/91 | 151.4 | 151.7 | 151.6 | 2.2 | -.1 |
| Primary products | | 339111-P | 12/91 | 145.2 | 145.2 | 145.1 | 1.5 | -.1 |
| Laboratory apparatus | | 339111-1 | 12/85 | 175.0 | 175.4 | 175.3 | 1.9 | -.1 |
| Laboratory furniture | | 339111-2 | 12/85 | 167.0 | 164.1 | 164.1 | -1.7 | 0 |
| Secondary products and miscellaneous receipts | | 339111-SM | | | | | | |

See footnotes at end of table.

Table 5. Producer price indexes for the net output of selected industries and their products, not seasonally adjusted
—Continued

| Industry and product ¹ | Industry code | Product code | Index base | Index | | | Percent change to June 2006 from: | |
|---|---------------|--------------|------------|------------------------|-----------------------|------------------------|-----------------------------------|------------------|
| | | | | Feb. 2006 ² | May 2006 ² | June 2006 ² | June 2005 | May 2006 |
| Laboratory apparatus and furniture—Continued | | | | | | | | |
| Miscellaneous receipts | | 339111-M | 12/91 | 177.1 | 178.7 | 178.6 | 1.1 | -0.1 |
| Surgical & medical instrument mfg | 339112 | | 06/82 | 133.8 | 134.5 | 134.5 | -5 | 0 |
| Primary products | | 339112-P | 06/82 | 134.4 | 135.2 | 135.2 | -4 | 0 |
| Surgical and medical instruments and apparatus | | 339112-1 | 06/82 | 128.8 | 129.6 | 129.6 | -3 | 0 |
| Surgical and medical catheters | | 339112-15 | 06/82 | 129.2 | 129.5 | 129.7 | .7 | .2 |
| All other surgical and medical instruments and apparatus, incl. parts | | 339112-18 | 06/05 | 98.8 | 99.5 | 99.4 | -6 | -1 |
| Secondary products and miscellaneous receipts | | 339112-SM | | | | | | |
| Miscellaneous receipts | | 339112-M | 01/83 | 158.6 | 158.3 | 158.3 | -5.3 | 0 |
| Secondary products | | 339112-S | 10/82 | 114.4 | 115.0 | 114.2 | 1.3 | -7 |
| Surgical appliance & supplies mfg | 339113 | | 06/83 | 183.8 | 184.7 | 184.0 | 1.3 | -4 |
| Primary products | | 339113-P | 06/83 | 188.0 | 189.1 | 188.3 | 1.4 | -4 |
| Surgical, orthopedic, prosthetic, and therapeutic appliances and supplies | | 339113-1 | 06/83 | 186.1 | 187.1 | 186.2 | 1.3 | -5 |
| Orthopedic and prosthetic artificial joints and limbs | | 339113-11 | 06/83 | 294.0 | 297.2 | 295.0 | 2.5 | -7 |
| All other orthopedic and prosthetic appliances | | 339113-12 | 12/03 | 101.5 | 101.3 | 99.6 | .5 | -1.7 |
| Surgical dressings | | 339113-13 | 06/83 | 113.1 | 113.1 | 113.1 | 1.9 | 0 |
| All other surgical and orthopedic items | | 339113-16 | 12/03 | 103.9 | 104.5 | 104.5 | .9 | 0 |
| Personal industrial safety devices | | 339113-5 | 06/83 | 197.6 | 199.1 | 199.0 | 2.1 | -1 |
| Secondary products and miscellaneous receipts | | 339113-SM | | | | | | |
| Miscellaneous receipts | | 339113-M | 07/88 | 173.7 | 174.1 | 174.1 | .1 | 0 |
| Secondary products | | 339113-S | 06/83 | 149.1 | (³) | (³) | (³) | (³) |
| Dental equipment & supplies mfg | 339114 | | 06/85 | 224.3 | 236.4 | 227.3 | 7.9 | -3.8 |
| Primary products | | 339114-P | 06/85 | 210.4 | 224.3 | 213.3 | 8.4 | -4.9 |
| Dental professional equipment and supplies | | 339114-1 | 06/97 | 127.9 | 132.4 | 128.4 | 9.9 | -3.0 |
| Professional dental equipment | | 339114-11 | 06/85 | 188.6 | 198.7 | 194.7 | 6.7 | -2.0 |
| Professional dental supplies | | 339114-12 | 06/85 | 198.3 | 202.2 | 194.5 | 13.0 | -3.8 |
| Dental laboratory equipment and supplies | | 339114-3 | 06/85 | 186.7 | 211.4 | 193.0 | 5.2 | -8.7 |
| Secondary products and miscellaneous receipts | | 339114-SM | | | | | | |
| Miscellaneous receipts | | 339114-M | 06/85 | 177.7 | 178.7 | 178.7 | 2.1 | 0 |
| Secondary products | | 339114-S | 06/85 | 512.0 | (³) | (³) | (³) | (³) |
| Ophthalmic goods mfg | 339115 | | 12/83 | 129.6 | 129.8 | 132.0 | 3.9 | 1.7 |
| Primary products | | 339115-P | 12/83 | 128.7 | 128.9 | 129.6 | 2.9 | .5 |
| Other ophthalmic goods, incl prescription lens grinding (except 1-hour labs) | | 339115-B | 12/83 | 125.0 | 125.0 | 125.0 | .4 | 0 |
| Ophthalmic fronts and temples | | 339115-1 | 12/83 | 161.8 | 162.5 | 162.5 | (³) | 0 |
| Glass ophthalmic focus lenses | | 339115-2 | 12/83 | 125.9 | 126.0 | 126.0 | -6 | 0 |
| Plastic ophthalmic focus lenses | | 339115-3 | 12/83 | 108.4 | 109.2 | 109.0 | 6.3 | -2 |
| Contact lenses | | 339115-7 | 12/83 | 104.5 | 104.5 | 105.7 | 3.1 | 1.1 |
| Secondary products and miscellaneous receipts | | 339115-SM | | | | | | |
| Miscellaneous receipts | | 339115-M | 01/84 | 149.4 | 149.4 | 175.3 | (³) | 17.3 |
| Secondary products | | 339115-S | 12/83 | 112.0 | 112.0 | 112.0 | (³) | 0 |
| Other miscellaneous mfg | 3399 | | 12/85 | 140.6 | 142.1 | 141.9 | 2.6 | -1 |
| Jewelry & silverware mfg | 33991 | | 12/85 | 144.5 | 150.9 | 147.1 | 7.0 | -2.5 |
| Jewelry (except costume) mfg | 339911 | | 12/85 | 143.4 | 150.2 | 146.3 | 8.4 | -2.6 |
| Primary products | | 339911-P | 12/85 | 142.4 | 150.2 | 145.7 | 8.5 | -3.0 |
| Jewelry made of solid platinum metals and solid karat gold | | 339911-1 | 12/85 | 146.3 | 155.4 | 150.2 | 9.8 | -3.3 |
| Rings, complete | | 339911-111 | 12/85 | 136.2 | 145.4 | 139.3 | 6.1 | -4.2 |
| Wedding rings | | 339911-11112 | 12/85 | 124.1 | 131.2 | 126.8 | 7.9 | -3.4 |
| Other rings | | 339911-11114 | 12/85 | 132.4 | 142.0 | 135.6 | 5.2 | -4.5 |
| Ring mountings | | 339911-115 | 12/85 | 154.7 | 179.2 | 163.1 | 25.5 | -9.0 |
| Women's and children's jewelry, excl watch attachments and rings | | 339911-131 | 12/85 | 153.7 | 160.9 | 156.4 | 6.9 | -2.8 |
| Other jewelry worn or carried, religious jewelry, cigar cases and lighters, compacts, etc. | | 339911-198 | 12/85 | (³) | 160.3 | 161.2 | 22.3 | .6 |
| Jewelry made of silver (including platinum metals and karat gold clad to silver) | | 339911-3 | 12/91 | 102.1 | 104.6 | 104.5 | 7.1 | -1 |
| Other jewelry, except costume jewelry | | 339911-4 | 12/91 | 115.8 | 118.3 | 115.2 | -4 | -2.6 |
| Secondary products and miscellaneous receipts | | 339911-SM | | | | | | |
| Secondary products | | 339911-S | 12/85 | 159.0 | 159.2 | 159.0 | -3 | -1 |
| Silverware & hollowware mfg | 339912 | | 06/85 | 161.9 | 163.0 | 163.0 | 3.5 | 0 |
| Primary products | | 339912-P | 06/85 | 163.5 | 165.1 | 165.1 | 2.4 | 0 |
| Hollowware, including ecclesiastical ware, novelties, trophies, and other plated | | 339912-1 | 06/85 | 178.9 | 183.2 | 183.2 | 5.2 | 0 |
| Flatware and carving sets made wholly of metal | | 339912-3 | 06/85 | 152.0 | 152.0 | (³) | (³) | (³) |
| Secondary products and miscellaneous receipts | | 339912-SM | | | | | | |
| Miscellaneous receipts | | 339912-M | 12/00 | 100.7 | (³) | (³) | (³) | (³) |
| Jewelers' material & lapidary work mfg | 339913 | | 06/85 | 140.5 | 156.8 | 144.9 | 11.1 | -7.6 |
| Primary products | | 339913-P | 06/85 | 138.1 | 153.1 | 141.8 | 9.4 | -7.4 |
| Jewelers' findings and materials made of precious metals | | 339913-3 | 12/91 | 138.1 | 154.6 | 143.6 | 15.6 | -7.1 |
| Jewelers' findings and materials made of base metals | | 339913-4 | 12/91 | 111.3 | 111.3 | 117.7 | 9.6 | 5.8 |

See footnotes at end of table.

Table 5. Producer price indexes for the net output of selected industries and their products, not seasonally adjusted
—Continued

| Industry and product ¹ | Industry code | Product code | Index base | Index | | | Percent change to June 2006 from: | |
|--|---------------|--------------|------------|------------------------|-----------------------|------------------------|-----------------------------------|------------------|
| | | | | Feb. 2006 ² | May 2006 ² | June 2006 ² | June 2005 | May 2006 |
| Jewelers' material & lapidary work mfg—Continued | | | | | | | | |
| Secondary products and miscellaneous receipts | | 339913-SM | | | | | | |
| Secondary products | | 339913-S | 06/85 | 188.1 | 225.5 | 201.2 | 27.5 | -10.8 |
| Costume jewelry & novelty mfg | 339914 | | 06/85 | 137.2 | 137.2 | 137.5 | .2 | .2 |
| Primary products | | 339914-P | 12/03 | 105.6 | 105.6 | 105.9 | .3 | .3 |
| Costume jewelry and costume novelties | | 339914-1 | 12/03 | 105.6 | 105.6 | 105.9 | .3 | .3 |
| Secondary products and miscellaneous receipts | | 339914-SM | | | | | | |
| Sporting & athletic goods mfg | 33992 | | 12/03 | 102.6 | 102.8 | 103.5 | 1.4 | .7 |
| Sporting & athletic goods mfg | 339920 | | 12/85 | 125.6 | 125.8 | 126.7 | 1.4 | .7 |
| Primary products | | 339920-P | 12/85 | 127.3 | 127.6 | 128.3 | 1.4 | .5 |
| Fishing tackle and equipment | | 339920-1 | 12/85 | 157.9 | 159.1 | 159.1 | 1.7 | 0 |
| Golf equipment | | 339920-2 | 12/85 | 126.0 | 126.1 | 126.0 | 1.0 | -.1 |
| Golf clubs | | 339920-242 | 12/85 | 113.4 | (³) | (³) | (³) | (³) |
| Other golf equipment, such as golf balls, bags, carts, tees, shafts, etc. | | 339920-299 | 12/85 | 206.8 | 207.1 | 206.8 | 0 | -.1 |
| Playground equipment | | 339920-3 | 06/92 | 138.5 | 139.6 | 142.2 | 3.4 | 1.9 |
| Gymnasium and exercise equipment | | 339920-6 | 06/92 | 107.3 | 107.3 | 108.7 | 2.0 | 1.3 |
| Other sporting and athletic goods | | 339920-9 | 12/85 | 121.4 | 121.6 | 122.1 | .8 | .4 |
| Secondary products and miscellaneous receipts | | 339920-SM | | | | | | |
| Miscellaneous receipts | | 339920-M | 12/85 | 110.3 | 110.3 | 113.0 | 1.2 | 2.4 |
| Secondary products | | 339920-S | 12/85 | 125.6 | 126.5 | 126.3 | 2.8 | -.2 |
| Doll, toy & game mfg | 33993 | | 12/03 | 102.2 | 102.7 | 102.7 | .9 | 0 |
| Doll & stuffed toy mfg | 339931 | | 12/85 | 126.3 | 129.0 | 129.0 | 2.4 | 0 |
| Primary products | | 339931-P | 12/85 | 127.7 | 130.7 | 130.7 | 2.6 | 0 |
| Dolls and stuffed toys | | 339931-1 | 12/85 | 127.7 | 130.7 | 130.7 | 2.6 | 0 |
| Secondary products and miscellaneous receipts | | 339931-SM | | | | | | |
| Game, toy, & children's vehicle mfg | 339932 | | 06/85 | 123.0 | 123.4 | 123.4 | .7 | 0 |
| Primary products | | 339932-P | 06/85 | 122.6 | 122.9 | 122.9 | .9 | 0 |
| Baby carriages and children's vehicles, except bicycles | | 339932-3 | 06/85 | 101.0 | (³) | (³) | (³) | (³) |
| Toys, excluding games, hobbies, and electronic toys | | 339932-4 | 06/85 | 114.7 | 114.7 | 114.7 | 1.3 | 0 |
| Other toys incl. doll carriages & furniture, & infant toys | | 339932-427 | 06/99 | 100.5 | 100.5 | 100.5 | 1.8 | 0 |
| Pre-school toys, n.e.c., excluding infant toys | | 339932-433 | 06/85 | 125.4 | 125.4 | (³) | (³) | (³) |
| Housekeeping and cooking toys, including tea sets and play tools | | 339932-443 | 06/85 | (³) | (³) | (³) | (³) | (³) |
| Hobbies, models: craft kits, sets, & individual units; scientific equip., kits or sets | | 339932-5 | 06/85 | 149.4 | 149.4 | 149.4 | .9 | 0 |
| Operating models (cars, boats, railroads, etc.) incl. plastic static model | | 339932-513 | 06/99 | 124.2 | 124.2 | 124.2 | 1.4 | 0 |
| Nonelectronic games | | 339932-6 | 06/99 | 101.5 | 101.5 | 101.5 | 0 | 0 |
| Secondary products and miscellaneous receipts | | 339932-SM | | | | | | |
| Miscellaneous receipts | | 339932-M | 11/85 | 122.8 | 122.8 | 122.8 | 0 | 0 |
| Secondary products | | 339932-S | 06/85 | 125.8 | 127.6 | 127.6 | 0 | 0 |
| Office supplies (exc paper) mfg | 33994 | | 12/85 | 135.1 | 135.7 | 135.6 | -.1 | -.1 |
| Pen & mechanical pencil mfg | 339941 | | 12/85 | 163.1 | 165.3 | 165.4 | 1.7 | .1 |
| Primary products | | 339941-P | 12/85 | 164.3 | 167.0 | 167.1 | 1.8 | .1 |
| Pens, ballpoint & roller | | 339941-1 | 12/85 | 155.7 | 160.3 | 160.3 | 2.6 | 0 |
| Markers | | 339941-3 | 06/93 | 127.1 | 127.6 | 127.6 | .4 | 0 |
| Other pens, mechanical pencils, and parts | | 339941-5 | 06/93 | 139.2 | 138.3 | 139.1 | 1.4 | .6 |
| Secondary products and miscellaneous receipts | | 339941-SM | | | | | | |
| Miscellaneous receipts | | 339941-M | 12/85 | 162.6 | 162.6 | 162.6 | (³) | 0 |
| Lead pencil & art good mfg | 339942 | | 12/03 | 100.9 | 101.2 | 101.2 | -1.1 | 0 |
| Primary products | | 339942-P | 12/03 | 99.1 | 99.4 | 99.4 | -1.6 | 0 |
| Artists' equipment | | 339942-3 | 12/03 | 103.3 | 104.0 | 104.0 | 1.8 | 0 |
| Secondary products and miscellaneous receipts | | 339942-SM | | | | | | |
| Miscellaneous receipts | | 339942-M | 12/03 | 100.1 | 100.8 | 100.7 | .6 | -.1 |
| Secondary Products | | 339942-S | 12/03 | 106.2 | 106.2 | 106.2 | -.1 | 0 |
| Marking device mfg | 339943 | | 12/85 | 141.7 | 141.7 | 141.7 | .9 | 0 |
| Primary products | | 339943-P | 12/85 | 142.5 | 142.5 | 142.5 | .9 | 0 |
| Marking devices | | 339943-A | 12/85 | 142.5 | 142.5 | 142.5 | .9 | 0 |
| Plastics & rubber dies, hand stamps, typeholders, & permanently inked stamps | | 339943-11 | 12/85 | 146.4 | 146.4 | 146.4 | 1.2 | 0 |
| Mechanical hand stamps, self inkers, incl. daters and wheel-band goods | | 339943-12 | 12/85 | 160.4 | 160.4 | 160.4 | 0 | 0 |
| Other hand stamps & marking devices, incl. embossing dies & seals | | 339943-13 | 12/05 | 101.1 | 101.1 | 101.1 | (³) | 0 |
| Secondary products and miscellaneous receipts | | 339943-SM | | | | | | |
| Miscellaneous receipts | | 339943-M | 12/85 | 132.6 | 132.6 | 132.6 | 0 | 0 |
| Secondary products | | 339943-S | 12/85 | 138.0 | 138.0 | (³) | (³) | (³) |
| Carbon paper & inked ribbon mfg | 339944 | | 12/85 | 109.8 | 108.9 | 108.5 | -3.4 | -.4 |
| Carbon paper & inked ribbon | | 339944-P | 12/85 | 110.1 | 109.5 | 109.1 | -3.5 | -.4 |
| Inked ribbons | | 339944-1 | 12/85 | 92.2 | 91.6 | 91.2 | -3.6 | -.4 |

See footnotes at end of table.

Table 5. Producer price indexes for the net output of selected industries and their products, not seasonally adjusted
—Continued

| Industry and product ¹ | Industry code | Product code | Index base | Index | | | Percent change to June 2006 from: | |
|--|---------------|--------------|------------|------------------------|-----------------------|------------------------|-----------------------------------|------------------|
| | | | | Feb. 2006 ² | May 2006 ² | June 2006 ² | June 2005 | May 2006 |
| Carbon paper & inked ribbon mfg—Continued | | | | | | | | |
| Carbon and stencil paper | | 339944-2 | 12/85 | 132.8 | 132.8 | (³) | (³) | (³) |
| Secondary products and miscellaneous receipts | | 339944-SM | | | | | | |
| Miscellaneous receipts | | 339944-M | 12/02 | 99.9 | (³) | (³) | (³) | (³) |
| Sign mfg | 33995 | | 12/03 | 105.8 | 106.1 | 106.1 | 1.0 | 0 |
| Sign mfg | 339950 | | 12/85 | 153.9 | 154.3 | 154.3 | 1.0 | 0 |
| Primary products | | 339950-P | 12/85 | 150.8 | 151.0 | 151.1 | .8 | .1 |
| Electric signs | | 339950-1 | 12/85 | 150.6 | 151.2 | 150.9 | 1.7 | -2 |
| Luminous tubing signs | | 339950-101 | 12/85 | 122.9 | 125.3 | 124.5 | 5.1 | -6 |
| Fluorescent signs | | 339950-102 | 12/85 | 172.0 | 171.8 | 171.6 | -1 | -1 |
| Incandescent bulb electric signs and other electric signs | | 339950-105 | 06/99 | 108.1 | (³) | 108.1 | 1.2 | (³) |
| Non-electric signs | | 339950-2 | 12/85 | 159.7 | 159.7 | 160.0 | .5 | .2 |
| Metal signs and displays | | 339950-211 | 06/99 | 117.7 | 117.7 | 118.4 | .4 | .6 |
| Other non-electric signs | | 339950-213 | 06/99 | 113.8 | 113.8 | 113.8 | 0 | 0 |
| Wood signs and displays | | 339950-215 | 06/99 | 126.8 | 126.8 | (³) | (³) | (³) |
| Advertising specialties | | 339950-3 | 12/85 | 132.2 | (³) | (³) | (³) | (³) |
| Secondary products and miscellaneous receipts | | 339950-SM | | | | | | |
| Miscellaneous receipts | | 339950-M | 12/85 | 178.1 | 180.7 | 180.7 | 3.3 | 0 |
| Secondary products | | 339950-S | 12/85 | 171.2 | (³) | (³) | (³) | (³) |
| All other misc mfg | 33999 | | 12/03 | 105.6 | 106.2 | 106.7 | 2.9 | .5 |
| Gasket, packing, & sealing device mfg | 339991 | | 12/85 | 148.8 | 149.3 | 149.9 | .8 | .4 |
| Primary products | | 339991-P | 12/85 | 153.8 | 154.4 | 155.1 | .8 | .5 |
| Compression packings | | 339991-4 | 12/85 | 180.6 | 184.1 | 182.9 | .4 | -.7 |
| Nonmetallic gaskets and gasketing | | 339991-5 | 12/85 | 162.6 | 163.2 | 164.2 | 1.6 | .6 |
| Elastomeric, all material | | 339991-515 | 12/85 | 141.1 | 141.1 | 141.1 | .4 | 0 |
| Other non-metallic, n.e.c. | | 339991-529 | 12/85 | 139.9 | 140.6 | 141.7 | 2.1 | .8 |
| Molded packing and sealing devices | | 339991-6 | 12/85 | 141.7 | 142.4 | 142.4 | 1.0 | 0 |
| O-rings (including spliced; excluding metal) | | 339991-621 | 12/85 | 124.7 | 124.7 | 124.7 | 0 | 0 |
| All other molded packing and seals (including leather and plastic seals) | | 339991-635 | 12/85 | 153.7 | 154.8 | 154.8 | 1.4 | 0 |
| Metallic gaskets and machined seals | | 339991-7 | 12/85 | 208.1 | 208.1 | 211.8 | 1.3 | 1.8 |
| Axial mechanical face seals | | 339991-8 | 12/85 | 160.6 | 162.9 | 160.9 | -3.6 | -1.2 |
| Rotary oil seals | | 339991-9 | 12/90 | 112.0 | 111.9 | 112.0 | .5 | .1 |
| Secondary products and miscellaneous receipts | | 339991-SM | | | | | | |
| Secondary products | | 339991-S | 12/85 | (³) | (³) | (³) | (³) | (³) |
| Musical instrument mfg | 339992 | | 06/85 | 187.3 | 190.8 | 190.9 | 4.7 | .1 |
| Primary products | | 339992-P | 06/85 | 186.6 | 190.4 | 190.5 | 4.6 | .1 |
| Pianos | | 339992-1 | 06/85 | 214.2 | 214.1 | 214.1 | .3 | 0 |
| Piano and organ parts | | 339992-3 | 06/85 | 193.7 | 193.7 | (³) | (³) | (³) |
| Other musical instruments | | 339992-4 | 06/85 | 185.6 | 190.3 | 190.5 | 6.0 | .1 |
| Accessories and parts sold separately, excl. instrument cases and benches | | 339992-431 | 06/85 | 145.6 | 146.3 | 148.2 | 3.7 | 1.3 |
| All other instr., incl. electrical and nonelectrical woodwinds and brass winds | | 339992-499 | 06/99 | 110.9 | 114.5 | 114.1 | 6.8 | -.3 |
| Secondary products and miscellaneous receipts | | 339992-SM | | | | | | |
| Miscellaneous receipts | | 339992-M | 06/85 | 218.0 | 218.1 | 218.0 | 4.5 | 0 |
| Secondary products | | 339992-S | 06/85 | 165.9 | 166.1 | 166.1 | 5.9 | 0 |
| Fastener, button, needle, & pin mfg | 339993 | | 12/85 | 132.8 | 139.3 | 142.7 | 7.8 | 2.4 |
| Primary products | | 339993-P | 12/85 | 134.0 | 140.8 | 144.4 | 8.3 | 2.6 |
| Buttons and parts, except for precious or semiprecious metals and stones | | 339993-1 | 12/85 | 136.4 | 136.4 | 139.4 | 3.4 | 2.2 |
| Zippers and slide fasteners | | 339993-4 | 12/85 | 142.6 | 162.6 | 170.2 | 22.1 | 4.7 |
| Needles, pins, fasteners, and similar notions | | 339993-6 | 12/85 | 124.6 | 124.9 | 125.6 | -.8 | .6 |
| Secondary products and miscellaneous receipts | | 339993-SM | | | | | | |
| Miscellaneous receipts | | 339993-M | 12/90 | 101.2 | 101.2 | 101.2 | -9.4 | 0 |
| Secondary products | | 339993-S | 12/85 | 131.6 | 138.8 | 139.5 | 8.4 | .5 |
| Broom, brush, & mop mfg | 339994 | | 12/85 | 151.1 | 157.0 | 156.1 | 5.6 | -.6 |
| Primary products | | 339994-P | 12/85 | 155.3 | 161.0 | 160.3 | 5.7 | -.4 |
| Brooms, mops, and dusters | | 339994-1 | 12/85 | 168.3 | 168.1 | 168.1 | 3.8 | 0 |
| Paint and varnish brushes, rollers, and pads | | 339994-3 | 12/85 | 149.5 | 150.1 | 151.3 | 4.9 | .8 |
| Other brushes | | 339994-5 | 12/85 | 152.7 | 165.1 | 162.9 | 7.3 | -1.3 |
| Secondary products and miscellaneous receipts | | 339994-SM | | | | | | |
| Miscellaneous receipts | | 339994-M | 12/92 | 119.1 | 122.0 | 121.6 | 2.4 | -.3 |
| Secondary products | | 339994-S | 12/85 | 138.4 | 153.4 | 150.0 | 10.9 | -2.2 |
| Burial caskets | 339995 | | 12/84 | 216.2 | 216.6 | 216.6 | 6.2 | 0 |
| Primary products | | 339995-P | 12/84 | 215.8 | 216.1 | 216.1 | 6.1 | 0 |
| Metal caskets and coffins, completely lined and trimmed | | 339995-1 | 12/84 | 220.1 | 220.1 | 220.1 | 6.5 | 0 |
| Steel caskets and coffins (excluding stainless steel) | | 339995-113 | 12/84 | 222.5 | 222.5 | 222.5 | 6.5 | 0 |
| Other metal caskets and coffins (stainless steel, bronze, copper, etc.) | | 339995-115 | 12/84 | 217.6 | 217.6 | 217.6 | 6.5 | 0 |
| Wood caskets and coffins, completely lined and trimmed, adult sizes only | | 339995-2 | 12/84 | 238.1 | 238.3 | 238.3 | 6.6 | 0 |
| Other caskets and coffins and metal vaults | | 339995-3 | 12/84 | 158.0 | 160.9 | 160.9 | 2.1 | 0 |

See footnotes at end of table.

Table 5. Producer price indexes for the net output of selected industries and their products, not seasonally adjusted
—Continued

| Industry and product ¹ | Industry code | Product code | Index base | Index | | | Percent change to June 2006 from: | |
|---|---------------|--------------|------------|------------------------|-----------------------|------------------------|-----------------------------------|------------------|
| | | | | Feb. 2006 ² | May 2006 ² | June 2006 ² | June 2005 | May 2006 |
| Burial caskets—Continued | | | | | | | | |
| Secondary products and miscellaneous receipts | | 339995-SM | | | | | | |
| Miscellaneous receipts | | 339995-M | 02/93 | 172.3 | 172.3 | 172.3 | 6.5 | 0.0 |
| All other miscellaneous mfg | 339999 | | 12/85 | 138.6 | 137.6 | 138.7 | 2.1 | .8 |
| Primary products | | 339999-P | 12/85 | 142.1 | 140.9 | 142.2 | 2.4 | .9 |
| Mirror and picture frames | | 339999-C | 06/84 | 180.4 | 180.6 | 180.6 | 1.5 | 0 |
| Miscellaneous fabricated products, nec | | 339999-H | 12/85 | 144.1 | 140.9 | 144.1 | 3.1 | 2.3 |
| Chemical fire extinguishing equipment and parts | | 339999-1 | 12/85 | 200.3 | 200.3 | 200.3 | 7.8 | 0 |
| Candles (including tapers) | | 339999-5 | 12/85 | 147.7 | 147.7 | 147.7 | 2.2 | 0 |
| Feathers, plumes, and artificial flowers | | 339999-9 | 12/85 | 152.5 | (³) | 152.2 | 1.3 | (³) |
| Secondary products and miscellaneous receipts | | 339999-SM | | | | | | |
| Miscellaneous receipts | | 339999-M | 12/85 | (³) | (³) | (³) | (³) | (³) |
| Secondary products | | 339999-S | 12/85 | 136.2 | (³) | 138.0 | 14.3 | (³) |
| Services industries | | | | | | | | |
| Recyclable materials wholesalers | 421930 | | 12/86 | 249.6 | 284.5 | 289.2 | 49.1 | 1.7 |
| Primary products | | 421930-P | 12/86 | 252.0 | 287.2 | 292.0 | 49.2 | 1.7 |
| Metal scrap | | 421930-A | 12/86 | 305.4 | 354.7 | 361.2 | 65.3 | 1.8 |
| Ferrous scrap | | 421930-1 | 12/86 | 297.9 | 333.9 | 344.8 | 71.8 | 3.3 |
| Carbon steel scrap | | 421930-11 | 12/86 | 305.2 | 337.9 | 350.1 | 88.7 | 3.6 |
| Heavy melting scrap | | 421930-111 | 12/86 | 292.5 | 323.4 | 325.0 | 86.4 | .5 |
| South | | 421930-11115 | 12/86 | 337.2 | 367.6 | 372.3 | 87.9 | 1.3 |
| West | | 421930-11116 | 12/86 | 232.0 | 301.0 | 299.2 | 45.6 | -6 |
| Pennsylvania, Middle Atlantic, New England | | 421930-11117 | 06/96 | 133.0 | (³) | 155.9 | 41.7 | (³) |
| North Central | | 421930-11118 | 06/96 | 173.4 | 187.5 | 185.2 | 117.9 | -1.2 |
| Bundles | | 421930-112 | 12/86 | 314.9 | 359.8 | 386.2 | 115.0 | 7.3 |
| South | | 421930-11215 | 12/86 | 398.9 | 448.4 | 488.7 | 113.3 | 9.0 |
| North Central | | 421930-11218 | 06/96 | 167.6 | 194.2 | 205.8 | 116.6 | 6.0 |
| Shredded scrap | | 421930-113 | 12/86 | 217.9 | 231.7 | 238.2 | 61.6 | 2.8 |
| North Central | | 421930-11318 | 06/96 | 170.1 | 187.5 | 194.2 | 75.4 | 3.6 |
| Cut plate and structural scrap | | 421930-114 | 12/86 | 321.4 | 334.0 | 344.2 | 64.7 | 3.1 |
| South | | 421930-11415 | 12/86 | 317.3 | (³) | (³) | (³) | (³) |
| West | | 421930-11416 | 06/96 | 148.5 | 143.9 | 143.9 | 10.1 | 0 |
| North Central | | 421930-11418 | 06/96 | 189.3 | 197.8 | 209.7 | 74.3 | 6.0 |
| Other carbon steel scrap | | 421930-115 | 12/86 | 371.0 | 426.6 | 447.1 | 106.1 | 4.8 |
| North Central | | 421930-11518 | 06/96 | 157.8 | 177.1 | (³) | (³) | (³) |
| Stainless and alloy steel scrap | | 421930-12 | 12/86 | 303.6 | 372.8 | 377.2 | 8.4 | 1.2 |
| West | | 421930-12116 | 03/90 | 136.2 | 153.2 | 171.9 | 9.8 | 12.2 |
| Pennsylvania, Middle Atlantic, New England | | 421930-12117 | 06/96 | 211.3 | 231.3 | 253.6 | 15.2 | 9.6 |
| Cast iron scrap | | 421930-13 | 12/86 | 175.5 | 188.4 | 192.4 | 43.2 | 2.1 |
| South | | 421930-13115 | 12/86 | (³) | (³) | (³) | (³) | (³) |
| North Central | | 421930-13118 | 06/96 | 111.6 | 118.5 | 121.7 | 32.9 | 2.7 |
| Nonferrous scrap | | 421930-2 | 12/86 | 312.8 | 376.9 | 378.4 | 59.1 | .4 |
| Aluminum scrap | | 421930-21 | 12/86 | 229.3 | 262.4 | 243.4 | 42.3 | -7.2 |
| Aluminum scrap - new | | 421930-211 | 12/86 | 223.9 | 261.0 | 226.7 | 37.1 | -13.1 |
| Solids and clippings | | 421930-21111 | 12/86 | 213.2 | 247.3 | 214.4 | 36.4 | -13.3 |
| Borings and turnings | | 421930-21112 | 06/96 | 150.2 | (³) | (³) | (³) | (³) |
| Aluminum scrap - old | | 421930-212 | 12/86 | 226.5 | 254.9 | 250.9 | 47.0 | -1.6 |
| Used cans | | 421930-21211 | 12/86 | 249.4 | 271.9 | 268.3 | 44.4 | -1.3 |
| Other old scrap | | 421930-21212 | 12/86 | 188.7 | 224.1 | 219.6 | 51.4 | -2.0 |
| Copper and brass scrap | | 421930-22 | 12/86 | 350.8 | 467.3 | 497.3 | 94.0 | 6.4 |
| No. 1 heavy wire | | 421930-221 | 12/86 | 292.9 | 395.8 | 441.1 | 124.9 | 11.4 |
| No. 2 wire, mixed | | 421930-222 | 12/86 | 433.3 | 650.4 | 564.5 | 104.4 | -13.2 |
| Yellow brass | | 421930-223 | 12/86 | 360.9 | 455.8 | 514.9 | 101.4 | 13.0 |
| Other copper and brass scrap | | 421930-224 | 12/86 | 368.6 | (³) | 468.9 | 46.1 | (³) |
| Other nonferrous scrap | | 421930-26 | 12/86 | 974.3 | 1134.3 | 1206.1 | 77.8 | 6.3 |
| Recovered paper | | 421930-B | 12/86 | 118.1 | 124.0 | 126.0 | -2.3 | 1.6 |
| Corrugated | | 421930-51 | 12/86 | 79.3 | 106.2 | 117.6 | 10.5 | 10.7 |
| Northeast | | 421930-511 | 12/86 | 40.2 | 47.2 | 49.7 | -6.2 | 5.3 |
| North Central | | 421930-512 | 12/86 | 129.5 | 178.0 | 193.6 | -11.2 | 8.8 |
| South | | 421930-513 | 12/86 | 105.2 | 142.4 | 158.6 | 7.5 | 11.4 |
| West | | 421930-514 | 12/86 | (³) | (³) | (³) | (³) | (³) |
| News | | 421930-52 | 12/86 | 109.3 | 104.7 | 107.9 | -9.1 | 3.1 |
| Northeast | | 421930-521 | 12/86 | 152.5 | 150.7 | 150.8 | -7.0 | .1 |
| North central | | 421930-522 | 12/86 | 75.5 | 76.1 | 80.1 | -1.4 | 5.3 |
| South | | 421930-523 | 12/86 | 184.9 | 175.6 | 174.1 | -15.4 | -9 |
| West | | 421930-524 | 12/86 | (³) | (³) | (³) | (³) | (³) |
| Mixed papers | | 421930-53 | 12/86 | 450.3 | 507.5 | 511.1 | -18.4 | .7 |
| Northeast | | 421930-531 | 12/86 | 1017.5 | 1131.8 | 1156.2 | -21.4 | 2.2 |
| North central | | 421930-532 | 12/86 | 212.9 | 258.7 | 258.7 | -26.4 | 0 |
| South | | 421930-533 | 12/86 | 663.8 | 694.0 | 687.7 | -3.5 | -9 |
| West | | 421930-534 | 12/86 | 414.0 | (³) | (³) | (³) | (³) |
| High grades: pulp substitutes and deinking | | 421930-54 | 12/86 | 122.8 | 124.1 | 125.3 | -2.6 | 1.0 |
| Northeast | | 421930-541 | 12/86 | 55.9 | 56.4 | 56.3 | -2.6 | -2 |
| North central | | 421930-542 | 12/86 | 156.4 | 158.4 | 160.9 | -3.4 | 1.6 |

See footnotes at end of table.

Table 5. Producer price indexes for the net output of selected industries and their products, not seasonally adjusted
—Continued

| Industry and product ¹ | Industry code | Product code | Index base | Index | | | Percent change to June 2006 from: | |
|--|---------------|--------------|------------|------------------------|-----------------------|------------------------|-----------------------------------|------------------|
| | | | | Feb. 2006 ² | May 2006 ² | June 2006 ² | June 2005 | May 2006 |
| Recyclable materials wholesalers—Continued | | | | | | | | |
| South | | 421930-543 | 12/86 | 139.3 | 140.8 | 142.5 | 0.7 | 1.2 |
| West | | 421930-544 | 12/86 | (³) | (³) | (³) | (³) | (³) |
| Waste paper exports | | 421930-55 | 12/86 | 161.4 | 163.6 | 157.0 | -5.8 | -4.0 |
| Waste materials other than metal and paper | | 421930-C | 12/86 | 148.2 | 144.3 | 141.0 | -10.1 | -2.3 |
| Waste rags and textile waste | | 421930-6 | 12/86 | 145.9 | (³) | (³) | (³) | (³) |
| Wiping cloths | | 421930-7 | 12/86 | 87.5 | 85.6 | (³) | (³) | (³) |
| Other waste materials, incl. glass, plastic, oil | | 421930-8 | 12/86 | 197.7 | 197.2 | 178.7 | -14.2 | -9.4 |
| Plastics | | 421930-821 | 06/96 | 176.2 | 176.2 | 172.0 | -2.0 | -2.4 |
| Glass | | 421930-831 | 06/96 | (³) | (³) | (³) | (³) | (³) |
| Other receipts | | 421930-SM | 12/86 | 226.2 | 228.1 | 251.4 | 3.8 | 10.2 |
| Merchant wholesalers, durable goods | 423 | | 06/04 | 104.3 | 106.7 | 107.3 | 5.8 | .6 |
| Merchant wholesalers, durable goods | 423000 | | 06/04 | 104.3 | 106.7 | 107.3 | 5.8 | .6 |
| Primary services | | 423000-P | 06/04 | 104.3 | 106.8 | 107.3 | 5.8 | .5 |
| Wholesale distribution of durable goods | | 423000-1 | 06/04 | 104.3 | 106.8 | 107.3 | 5.8 | .5 |
| Other receipts | | 423000-SM | 06/04 | 105.6 | 105.0 | 105.7 | 2.3 | .7 |
| Merchant wholesalers, nondurable goods | 424 | | 06/05 | 102.8 | 104.9 | 109.2 | 9.2 | 4.1 |
| Merchant wholesalers, nondurable goods | 424000 | | 12/04 | 106.3 | 108.6 | 113.0 | 9.3 | 4.1 |
| Primary services | | 424000-P | 12/04 | 106.4 | 108.6 | 113.1 | 9.4 | 4.1 |
| Wholesale distribution of nondurable goods | | 424000-1 | 12/04 | 106.4 | 108.6 | 113.1 | 9.4 | 4.1 |
| Other receipts | | 424000-SM | 12/04 | 100.2 | 100.2 | 100.6 | -4.9 | .4 |
| Wholesale trade agents and brokers | 425 | | 06/05 | 101.9 | 102.2 | 102.2 | 2.2 | 0 |
| Wholesale trade agents and brokers | 4251 | | 06/05 | 101.9 | 102.2 | 102.2 | 2.2 | 0 |
| Wholesale trade agents and brokers | 42512 | | 06/05 | 101.9 | 102.2 | 102.2 | 2.2 | 0 |
| Wholesale trade agents and brokers | 425120 | | 06/04 | 102.4 | 102.7 | 102.7 | 2.2 | 0 |
| Primary services | | 425120-P | 06/04 | 102.0 | 102.3 | 102.3 | 1.9 | 0 |
| Wholesale trade brokerage fees and commissions | | 425120-1 | 06/04 | 102.0 | 102.3 | 102.3 | 1.9 | 0 |
| Other receipts | | 425120-SM | 06/04 | (³) | (³) | (³) | (³) | (³) |
| Motor vehicle and parts dealers | 441 | | 12/03 | 109.6 | 113.5 | 114.8 | 7.4 | 1.1 |
| Automobile dealers | 4411 | | 12/03 | 108.1 | 110.1 | 111.3 | 6.2 | 1.1 |
| New car dealers | 44111 | | 12/99 | 119.4 | 121.6 | 122.9 | 6.3 | 1.1 |
| New car dealers | 441110 | | 12/99 | 119.4 | 121.6 | 122.9 | 6.3 | 1.1 |
| Primary services | | 441110-P | 12/99 | 119.9 | 122.1 | 123.5 | 6.3 | 1.1 |
| Vehicle sales | | 441110-1 | 12/99 | 101.6 | 102.1 | 101.8 | 5.5 | -.3 |
| New vehicle sales | | 441110-101 | 12/99 | 93.9 | 94.2 | 94.1 | 6.8 | -.1 |
| Service labor and parts | | 441110-2 | 12/99 | 132.0 | 135.4 | 137.8 | 6.6 | 1.8 |
| Other receipts | | 441110-SM | 12/99 | 119.8 | 120.2 | 122.4 | 8.2 | 1.8 |
| Recreational vehicle dealers | 44121 | | 06/01 | 128.4 | 135.1 | 135.4 | -2.9 | .2 |
| Recreational vehicle dealers | 441210 | | 06/01 | 128.4 | 135.1 | 135.4 | -2.9 | .2 |
| Primary services | | 441210-P | 06/01 | 128.4 | 135.1 | 135.5 | -2.9 | .3 |
| Recreational vehicle dealer services | | 441210-1 | 06/01 | 128.4 | 135.1 | 135.5 | -2.9 | .3 |
| Boat dealers | 441222 | | 06/01 | 125.4 | 125.1 | 124.9 | 4.0 | -.2 |
| Primary services | | 441222-P | 06/01 | 125.8 | 125.6 | 125.3 | 4.0 | -.2 |
| Boat dealer services | | 441222-1 | 06/01 | 125.8 | 125.6 | 125.3 | 4.0 | -.2 |
| Other receipts | | 441222-SM | 06/01 | 100.0 | 100.0 | 100.0 | 2.8 | 0 |
| Automotive parts, accessories and tire stores | 4413 | | 12/01 | 118.8 | 130.9 | 133.1 | 13.5 | 1.7 |
| Automotive parts and accessories stores | 44131 | | 12/03 | 109.6 | 127.6 | 130.5 | 14.8 | 2.3 |
| Automotive parts and accessories stores | 441310 | | 12/03 | 109.6 | 127.6 | 130.5 | 14.8 | 2.3 |
| Primary services | | 441310-P | 12/03 | 109.6 | 127.6 | 130.5 | 14.8 | 2.3 |
| Automotive parts and accessories store services | | 441310-1 | 12/03 | 109.6 | 127.6 | 130.5 | 14.8 | 2.3 |
| Tire dealers | 44132 | | 12/03 | 124.8 | 122.6 | 122.6 | 10.4 | 0 |
| Tire dealers | 441320 | | 12/03 | 124.8 | 122.6 | 122.6 | 10.4 | 0 |
| Primary services | | 441320-P | 12/03 | 124.8 | 122.6 | 122.6 | 10.4 | 0 |
| Tire dealer services | | 441320-1 | 12/03 | 124.8 | 122.6 | 122.6 | 10.4 | 0 |
| Furniture and home furnishings stores | 442 | | 12/03 | 115.1 | 117.9 | 116.7 | 4.9 | -1.0 |

See footnotes at end of table.

Table 5. Producer price indexes for the net output of selected industries and their products, not seasonally adjusted
—Continued

| Industry and product ¹ | Industry code | Product code | Index base | Index | | | Percent change to June 2006 from: | |
|---|---------------|--------------|------------|------------------------|-----------------------|------------------------|-----------------------------------|------------------|
| | | | | Feb. 2006 ² | May 2006 ² | June 2006 ² | June 2005 | May 2006 |
| Furniture stores | 4421 | | 12/03 | 111.5 | 114.4 | 112.3 | 2.8 | -1.8 |
| Furniture stores | 44211 | | 12/03 | 111.5 | 114.4 | 112.3 | 2.8 | -1.8 |
| Furniture stores | 442110 | | 06/03 | 113.0 | 115.9 | 113.8 | 2.8 | -1.8 |
| Primary services | | 442110-P | 06/03 | 113.0 | 115.9 | 113.8 | 2.8 | -1.8 |
| Furniture store services | | 442110-1 | 06/03 | 113.0 | 115.9 | 113.8 | 2.8 | -1.8 |
| Other receipts | | 442110-SM | 12/03 | (³) | (³) | (³) | (³) | (³) |
| Floor covering stores | 44221 | | 12/03 | 120.1 | 122.8 | 122.8 | 7.9 | 0 |
| Floor covering stores | 442210 | | 06/03 | 121.9 | 124.6 | 124.6 | 7.9 | 0 |
| Primary services | | 442210-P | 06/03 | 121.9 | 124.6 | 124.6 | 7.9 | 0 |
| Floor covering store services | | 442210-1 | 06/03 | 121.9 | 124.6 | 124.6 | 7.9 | 0 |
| Electronics and appliance stores | 443 | | 12/03 | 97.0 | 97.8 | 99.1 | -3 | 1.3 |
| Appliance, TV and other electronics stores | 44311 | | 12/03 | 100.7 | 104.1 | 106.3 | 2.4 | 2.1 |
| Household appliance stores | 443111 | | 06/03 | 103.3 | 101.5 | 101.9 | 2.9 | .4 |
| Primary services | | 443111-P | 06/03 | 103.3 | 101.5 | 101.9 | 2.9 | .4 |
| Household appliance store services | | 443111-1 | 06/03 | 103.3 | 101.5 | 101.9 | 2.9 | .4 |
| Radio, TV, and other electronics stores | 443112 | | 06/03 | 94.3 | 99.9 | 102.9 | 2.2 | 3.0 |
| Primary services | | 443112-P | 06/03 | 94.3 | 99.9 | 102.9 | 2.2 | 3.0 |
| Radio, television, and other electronics store services | | 443112-1 | 06/03 | 94.3 | 99.9 | 102.9 | 2.2 | 3.0 |
| Computer and software stores | 44312 | | 12/03 | 90.2 | 86.0 | 86.0 | -7.9 | 0 |
| Computer and software stores | 443120 | | 06/03 | 87.9 | 83.8 | 83.8 | -7.9 | 0 |
| Primary services | | 443120-P | 06/03 | 87.9 | 83.8 | 83.8 | -7.9 | 0 |
| Computer and software store services | | 443120-1 | 06/03 | 87.9 | 83.8 | 83.8 | -7.9 | 0 |
| Camera and photographic supplies stores | 44313 | | 12/03 | 94.8 | 95.5 | 94.6 | 18.7 | -9 |
| Camera and photographic supplies stores | 443130 | | 06/00 | 99.9 | 100.6 | 99.7 | 18.8 | -9 |
| Primary services | | 443130-P | 06/00 | 103.6 | 104.4 | 103.4 | 19.5 | -1.0 |
| Camera and photographic supplies store services | | 443130-1 | 06/00 | 103.6 | 104.4 | 103.4 | 19.5 | -1.0 |
| Other receipts | | 443130-SM | 06/00 | 87.1 | 87.1 | 87.1 | -9 | 0 |
| Bldg material and garden equip and supp dealers | 444 | | 12/03 | 116.1 | 115.6 | 120.5 | 12.1 | 4.2 |
| Building material and supplies dealers | 4441 | | 12/03 | 116.6 | 116.2 | 121.9 | 14.1 | 4.9 |
| Home centers | 44411 | | 12/03 | 117.2 | 119.7 | 122.3 | 12.8 | 2.2 |
| Home centers | 444110 | | 12/03 | 117.2 | 119.7 | 122.3 | 12.8 | 2.2 |
| Primary services | | 444110-P | 12/03 | 117.2 | 119.7 | 122.3 | 12.8 | 2.2 |
| Home center services | | 444110-1 | 12/03 | 117.2 | 119.7 | 122.3 | 12.8 | 2.2 |
| Paint and wallpaper stores | 44412 | | 12/03 | 108.0 | 107.2 | 104.8 | .9 | -2.2 |
| Paint and wallpaper stores | 444120 | | 06/03 | 110.4 | 109.7 | 107.2 | .9 | -2.3 |
| Primary services | | 444120-P | 06/03 | 110.4 | 109.7 | 107.2 | .9 | -2.3 |
| Paint and wallpaper store services | | 444120-1 | 06/03 | 110.4 | 109.7 | 107.2 | .9 | -2.3 |
| Hardware stores | 44413 | | 12/03 | 110.2 | 109.6 | 111.8 | 2.9 | 2.0 |
| Hardware stores | 444130 | | 06/03 | 110.6 | 110.1 | 112.3 | 3.0 | 2.0 |
| Primary services | | 444130-P | 06/03 | 110.6 | 110.1 | 112.3 | 3.0 | 2.0 |
| Hardware store services | | 444130-1 | 06/03 | 110.6 | 110.1 | 112.3 | 3.0 | 2.0 |
| Other building material dealers | 44419 | | 12/03 | 118.4 | 116.8 | 125.3 | 18.2 | 7.3 |
| Other building material dealers | 444190 | | 12/03 | 118.4 | 116.8 | 125.3 | 18.2 | 7.3 |
| Primary services | | 444190-P | 12/03 | 118.4 | 116.8 | 125.3 | 18.2 | 7.3 |
| Other building material dealer services | | 444190-1 | 12/03 | 118.4 | 116.8 | 125.3 | 18.2 | 7.3 |
| Lawn and garden equip and supplies stores | 4442 | | 12/03 | 113.8 | 112.4 | 113.2 | 1.8 | .7 |
| Nursery, garden and farm supply stores | 44422 | | 12/03 | 113.8 | 112.4 | 113.2 | 1.8 | .7 |
| Nursery, garden, and farm supply stores | 444220 | | 12/02 | 120.9 | 119.5 | 120.3 | 1.8 | .7 |
| Primary services | | 444220-P | 12/02 | 120.7 | 119.3 | 120.1 | 1.8 | .7 |
| Nursery, garden center, and farm supply store services | | 444220-1 | 12/02 | 120.7 | 119.3 | 120.1 | 1.8 | .7 |
| Food and beverage stores | 445 | | 12/99 | 132.3 | 134.6 | 135.6 | 3.2 | .7 |

See footnotes at end of table.

Table 5. Producer price indexes for the net output of selected industries and their products, not seasonally adjusted
—Continued

| Industry and product ¹ | Industry code | Product code | Index base | Index | | | Percent change to June 2006 from: | |
|---|---------------|--------------|------------|------------------------|-----------------------|------------------------|-----------------------------------|------------------|
| | | | | Feb. 2006 ² | May 2006 ² | June 2006 ² | June 2005 | May 2006 |
| Grocery stores | 4451 | | 12/03 | 111.9 | 113.9 | 114.8 | 3.4 | 0.8 |
| Grocery (except convenience) stores | 44511 | | 12/03 | 111.9 | 113.9 | 114.8 | 3.4 | .8 |
| Grocery (except convenience) stores | 445110 | | 12/99 | 133.5 | 135.9 | 137.0 | 3.4 | .8 |
| Primary services | | 445110-P | 12/99 | 133.6 | 136.0 | 137.1 | 3.4 | .8 |
| Supermarkets and other grocery stores | | 445110-3 | 12/99 | 132.3 | 134.7 | 135.8 | 3.4 | .8 |
| Meat department | | 445110-301 | 12/99 | 114.9 | 122.4 | 120.1 | 6.5 | -1.9 |
| Produce department | | 445110-302 | 12/99 | 158.7 | 162.1 | 155.1 | -8.4 | -4.3 |
| Bakery department | | 445110-303 | 12/99 | 139.4 | 145.2 | 145.0 | 1.1 | -.1 |
| Dairy department | | 445110-304 | 12/99 | 127.0 | 119.2 | 125.6 | 7.1 | 5.4 |
| Frozen foods department | | 445110-306 | 12/99 | 127.8 | 129.6 | 130.0 | 12.9 | .3 |
| Edible grocery department | | 445110-307 | 12/99 | 125.0 | 128.2 | 133.9 | -.3 | 4.4 |
| Nonedible grocery department | | 445110-308 | 12/99 | 131.5 | 132.2 | 131.1 | 4.1 | -.8 |
| Health and beauty care department | | 445110-309 | 12/99 | 133.9 | 133.3 | 138.4 | 15.7 | 3.8 |
| General merchandise department | | 445110-311 | 12/99 | 168.3 | 163.8 | 164.2 | 21.2 | .2 |
| Specialty food stores | 4452 | | 12/03 | 111.7 | 113.3 | 112.3 | 1.1 | -.9 |
| Specialty food stores | 445200 | | 12/03 | 111.7 | 113.3 | 112.3 | 1.1 | -.9 |
| Primary services | | 445200-P | 12/03 | 111.6 | 113.2 | 112.3 | 1.1 | -.8 |
| Specialty food store services | | 445200-1 | 12/03 | 111.6 | 113.2 | 112.3 | 1.1 | -.8 |
| Beer, wine, and liquor stores | 4453 | | 06/00 | 110.1 | 110.8 | 112.6 | 1.4 | 1.6 |
| Beer, wine, and liquor stores | 44531 | | 06/00 | 110.1 | 110.8 | 112.6 | 1.4 | 1.6 |
| Beer, wine, and liquor stores | 445310 | | 06/00 | 110.1 | 110.8 | 112.6 | 1.4 | 1.6 |
| Primary services | | 445310-P | 06/00 | 110.1 | 110.8 | 112.6 | 1.4 | 1.6 |
| Beer, wine, and liquor store services | | 445310-1 | 06/00 | 110.1 | 110.8 | 112.6 | 1.4 | 1.6 |
| Health and personal care stores | 446 | | 12/03 | 114.1 | 118.6 | 119.0 | 10.6 | .3 |
| Health and personal care stores | 4461 | | 12/03 | 114.1 | 118.6 | 119.0 | 10.6 | .3 |
| Pharmacies and drug stores | 44611 | | 06/00 | 135.7 | 141.8 | 142.3 | 11.1 | .4 |
| Pharmacies and drug stores | 446110 | | 06/00 | 135.7 | 141.8 | 142.3 | 11.1 | .4 |
| Primary services | | 446110-P | 06/00 | 135.7 | 141.8 | 142.3 | 11.1 | .4 |
| Sales of prescription drugs | | 446110-1 | 06/00 | 165.5 | 179.9 | 181.3 | 16.4 | .8 |
| Sales of over-the-counter drugs and all other goods | | 446110-4 | 06/00 | 112.4 | 112.0 | 111.9 | 5.1 | -.1 |
| Sales of over-the-counter drugs | | 446110-41 | 06/00 | 112.5 | 93.3 | 92.8 | 5.6 | -5 |
| Sales of all other goods | | 446110-42 | 06/00 | 112.4 | 119.2 | 119.2 | 4.8 | 0 |
| Optical goods stores | 44613 | | 12/03 | 101.6 | 101.8 | 101.6 | 1.3 | -.2 |
| Optical goods stores | 446130 | | 06/00 | 104.2 | 104.4 | 104.2 | 1.4 | -.2 |
| Primary services | | 446130-P | 06/00 | 104.3 | 104.4 | 104.3 | 1.5 | -.1 |
| Optical goods store services | | 446130-1 | 06/00 | 104.3 | 104.4 | 104.3 | 1.5 | -.1 |
| Other receipts | | 446130-SM | 06/00 | 103.4 | (³) | (³) | (³) | (³) |
| Food (health) supplement stores | 446191 | | 12/99 | 161.4 | 165.6 | 165.6 | 12.4 | 0 |
| Primary services | | 446191-P | 12/99 | 161.4 | 165.6 | 165.6 | 12.4 | 0 |
| Food (health) supplement store services | | 446191-1 | 12/99 | 161.4 | 165.6 | 165.6 | 12.4 | 0 |
| Gasoline stations | 447 | | 06/01 | 58.3 | 49.8 | 44.4 | 11.0 | -10.8 |
| Gasoline stations | 4471 | | 06/01 | 58.3 | 49.8 | 44.4 | 11.0 | -10.8 |
| Gasoline stations with convenience stores | 44711 | | 12/03 | 120.6 | 106.7 | 100.8 | 23.1 | -5.5 |
| Gasoline stations with convenience stores | 447110 | | 12/03 | 120.6 | 106.7 | 100.8 | 23.1 | -5.5 |
| Primary services | | 447110-P | 12/03 | 120.8 | 106.7 | 100.8 | 23.2 | -5.5 |
| Gasoline stations with convenience store services | | 447110-1 | 12/03 | 120.8 | 106.7 | 100.8 | 23.2 | -5.5 |
| Other receipts | | 447110-SM | 12/03 | 100.0 | (³) | (³) | (³) | (³) |
| Other gasoline stations | 44719 | | 12/03 | 126.7 | 87.9 | 45.4 | -51.0 | -48.4 |
| Other gasoline stations | 447190 | | 12/03 | 126.7 | 87.9 | 45.4 | -51.0 | -48.4 |
| Primary services | | 447190-P | 06/01 | 48.8 | 33.9 | 17.5 | -51.0 | -48.4 |
| Other gasoline station services | | 447190-1 | 06/01 | 48.8 | 33.9 | 17.5 | -51.0 | -48.4 |
| Clothing and clothing accessories stores | 448 | | 12/03 | 103.2 | 107.0 | 105.8 | 1.9 | -1.1 |
| Clothing stores | 4481 | | 12/03 | 103.3 | 105.8 | 105.5 | 2.3 | -.3 |
| Men's clothing stores | 44811 | | 12/03 | 98.3 | 100.1 | 100.1 | -1.2 | 0 |

See footnotes at end of table.

Table 5. Producer price indexes for the net output of selected industries and their products, not seasonally adjusted
—Continued

| Industry and product ¹ | Industry code | Product code | Index base | Index | | | Percent change to June 2006 from: | |
|--|---------------|--------------|------------|------------------------|-----------------------|------------------------|-----------------------------------|----------|
| | | | | Feb. 2006 ² | May 2006 ² | June 2006 ² | June 2005 | May 2006 |
| Men's clothing stores | 448110 | | 06/02 | 101.8 | 103.7 | 103.7 | -1.1 | 0.0 |
| Primary services | | 448110-P | 06/02 | 101.8 | 103.7 | 103.7 | -1.1 | 0 |
| Men's clothing store services | | 448110-1 | 06/02 | 101.8 | 103.7 | 103.7 | -1.1 | 0 |
| Women's clothing stores | 44812 | | 12/03 | 107.4 | 112.3 | 112.4 | 7.7 | .1 |
| Women's clothing stores | 448120 | | 06/03 | 109.7 | 114.7 | 114.9 | 7.7 | .2 |
| Primary services | | 448120-P | 06/03 | 109.7 | 114.7 | 114.9 | 7.7 | .2 |
| Women's clothing store services | | 448120-1 | 06/03 | 109.7 | 114.7 | 114.9 | 7.7 | .2 |
| Family clothing stores | 44814 | | 12/03 | 103.1 | 105.0 | 104.5 | 1.5 | -.5 |
| Family clothing stores | 448140 | | 06/03 | 109.4 | 111.3 | 110.8 | 1.4 | -.4 |
| Primary services | | 448140-P | 06/03 | 109.4 | 111.3 | 110.8 | 1.4 | -.4 |
| Family clothing store services | | 448140-1 | 06/03 | 109.4 | 111.3 | 110.8 | 1.4 | -.4 |
| Shoe stores | 4482 | | 12/03 | 100.7 | 110.7 | 104.9 | .5 | -5.2 |
| Shoe stores | 44821 | | 12/03 | 100.7 | 110.7 | 104.9 | .5 | -5.2 |
| Shoe stores | 448210 | | 06/02 | 102.7 | 112.9 | 107.0 | .4 | -5.2 |
| Primary services | | 448210-P | 06/02 | 102.7 | 112.9 | 107.0 | .4 | -5.2 |
| Shoe store services | | 448210-1 | 06/02 | 102.7 | 112.9 | 107.0 | .4 | -5.2 |
| Jewelry, luggage and leather goods stores | 4483 | | 12/03 | 104.9 | 108.5 | 107.5 | 1.3 | -.9 |
| Jewelry stores | 44831 | | 12/03 | 104.7 | 108.3 | 107.0 | .9 | -1.2 |
| Jewelry stores | 448310 | | 06/00 | 113.7 | 117.7 | 116.3 | 1.0 | -1.2 |
| Primary services | | 448310-P | 06/00 | 113.8 | 117.8 | 116.4 | 1.0 | -1.2 |
| Jewelry store services | | 448310-1 | 06/00 | 113.8 | 117.8 | 116.4 | 1.0 | -1.2 |
| Luggage and leather goods stores | 44832 | | 12/03 | 108.3 | 111.0 | 114.2 | 5.8 | 2.9 |
| Luggage and leather goods stores | 448320 | | 06/00 | 105.1 | 107.8 | 110.9 | 5.8 | 2.9 |
| Primary services | | 448320-P | 06/00 | 105.1 | 107.8 | 110.9 | 5.8 | 2.9 |
| Luggage and leather goods store services | | 448320-1 | 06/00 | 105.1 | 107.8 | 110.9 | 5.8 | 2.9 |
| Sporting goods, hobby, book and music stores | 451 | | 12/03 | 97.6 | 97.6 | 97.6 | 2.4 | 0 |
| Sporting goods/hobby/musical instrument stores | 4511 | | 12/03 | 100.8 | 101.9 | 102.0 | 4.6 | .1 |
| Sporting goods stores | 45111 | | 12/03 | 98.1 | 98.5 | 98.5 | 2.4 | 0 |
| Sporting goods stores | 451110 | | 06/00 | 102.3 | 102.8 | 102.7 | 2.3 | -.1 |
| Primary services | | 451110-P | 06/00 | 102.5 | 102.9 | 102.9 | 2.3 | 0 |
| Sporting goods store services | | 451110-1 | 06/00 | 102.5 | 102.9 | 102.9 | 2.3 | 0 |
| Hobby, toy and game stores | 45112 | | 12/03 | 103.0 | 105.0 | 105.0 | 7.3 | 0 |
| Hobby, toy, and game stores | 451120 | | 06/00 | 104.3 | 106.4 | 106.4 | 7.3 | 0 |
| Primary services | | 451120-P | 06/00 | 104.4 | 106.4 | 106.4 | 7.3 | 0 |
| Hobby, toy, and game store services | | 451120-1 | 06/00 | 104.4 | 106.4 | 106.4 | 7.3 | 0 |
| Sewing, needlework and piece goods stores | 45113 | | 12/03 | 108.1 | 109.3 | 110.6 | 5.8 | 1.2 |
| Sewing, needlework, and piece goods stores | 451130 | | 06/00 | 98.7 | 99.8 | 101.0 | 5.9 | 1.2 |
| Primary services | | 451130-P | 06/00 | 98.6 | 99.7 | 100.9 | 5.9 | 1.2 |
| Sewing, needlework, and piece goods store services | | 451130-1 | 06/00 | 98.6 | 99.7 | 100.9 | 5.9 | 1.2 |
| Book, periodical and music stores | 4512 | | 12/03 | 92.1 | 90.5 | 90.3 | -1.4 | -.2 |
| Book stores and news dealers | 45121 | | 12/03 | 93.0 | 93.6 | 93.5 | 3.4 | -.1 |
| Book stores | 451211 | | 06/00 | 115.6 | 116.4 | 116.2 | 3.4 | -.2 |
| Primary services | | 451211-P | 06/00 | 115.6 | 116.4 | 116.2 | 3.4 | -.2 |
| Book store services | | 451211-1 | 06/00 | 115.6 | 116.4 | 116.2 | 3.4 | -.2 |
| Prerecorded tape, CD and record stores | 45122 | | 12/03 | 89.7 | 82.2 | 81.6 | -13.9 | -.7 |
| Prerecorded tape, CD, and record stores | 451220 | | 06/03 | 87.6 | 80.4 | 79.7 | -13.9 | -.9 |
| Primary services | | 451220-P | 06/03 | 87.6 | 80.4 | 79.7 | -13.9 | -.9 |
| Prerecorded tape, CD, and record store services | | 451220-1 | 06/03 | 87.6 | 80.4 | 79.7 | -13.9 | -.9 |
| General merchandise stores | 452 | | 12/03 | 105.7 | 113.1 | 99.7 | .5 | -11.8 |
| Department stores | 4521 | | 12/03 | 109.1 | 102.7 | 106.5 | 6.6 | 3.7 |

See footnotes at end of table.

Table 5. Producer price indexes for the net output of selected industries and their products, not seasonally adjusted
—Continued

| Industry and product ¹ | Industry code | Product code | Index base | Index | | | Percent change to June 2006 from: | |
|---|---------------|--------------|------------|------------------------|-----------------------|------------------------|-----------------------------------|----------|
| | | | | Feb. 2006 ² | May 2006 ² | June 2006 ² | June 2005 | May 2006 |
| Department stores | 45211 | | 12/03 | 109.1 | 102.7 | 106.5 | 6.6 | 3.7 |
| Department stores, except discount | 452111 | | 12/03 | 107.8 | 97.2 | 103.4 | 5.1 | 6.4 |
| Primary services | | 452111-P | 12/03 | 107.8 | 97.2 | 103.4 | 5.1 | 6.4 |
| Department store services, except discount department store | | 452111-1 | 12/03 | 107.8 | 97.2 | 103.4 | 5.1 | 6.4 |
| Discount department stores | 452112 | | 12/03 | 110.1 | 106.8 | 108.9 | 7.7 | 2.0 |
| Primary services | | 452112-P | 06/02 | 121.3 | 117.6 | 119.9 | 7.7 | 2.0 |
| Discount department store services | | 452112-1 | 06/02 | 121.3 | 117.6 | 119.9 | 7.7 | 2.0 |
| Other general merchandise stores | 4529 | | 12/03 | 97.7 | 136.9 | 83.8 | -14.1 | -38.8 |
| Other general merchandise stores | 452900 | | 12/03 | 97.7 | 136.9 | 83.8 | -14.1 | -38.8 |
| Primary services | | 452900-P | 12/03 | 97.7 | 136.9 | 83.8 | -14.1 | -38.8 |
| Other general merchandise store services | | 452900-1 | 12/03 | 97.7 | 136.9 | 83.8 | -14.1 | -38.8 |
| Florists | 4531 | | 12/03 | 100.9 | 100.4 | 100.6 | .4 | .2 |
| Florists | 45311 | | 12/03 | 100.9 | 100.4 | 100.6 | .4 | .2 |
| Florists | 453110 | | 06/00 | 109.2 | 108.7 | 108.8 | .4 | .1 |
| Primary services | | 453110-P | 06/00 | 109.2 | 108.7 | 108.8 | .4 | .1 |
| Florist services | | 453110-1 | 06/00 | 109.2 | 108.7 | 108.8 | .4 | .1 |
| Office supplies, stationery and gift stores | 4532 | | 12/03 | 106.4 | 103.2 | 103.7 | 2.8 | .5 |
| Office supplies and stationery stores | 45321 | | 12/03 | 110.4 | 105.2 | 105.7 | 4.3 | .5 |
| Office supplies and stationery stores | 453210 | | 06/00 | 139.8 | 133.2 | 133.8 | 4.3 | .5 |
| Primary services | | 453210-P | 06/00 | 140.7 | 133.8 | 134.5 | 4.5 | .5 |
| Office supplies and stationery store services | | 453210-1 | 06/00 | 140.7 | 133.8 | 134.5 | 4.5 | .5 |
| Gift, novelty and souvenir stores | 45322 | | 12/03 | 100.3 | 100.3 | 100.7 | .4 | .4 |
| Gift, novelty, and souvenir stores | 453220 | | 06/00 | 100.6 | 100.7 | 101.1 | .5 | .4 |
| Primary services | | 453220-P | 06/00 | 100.6 | 100.7 | 101.1 | .5 | .4 |
| Gift, novelty, and souvenir store services | | 453220-1 | 06/00 | 100.6 | 100.7 | 101.1 | .5 | .4 |
| Manufactured (mobile) home dealers | 45393 | | 12/03 | 118.7 | 124.5 | 126.3 | 8.7 | 1.4 |
| Manufactured (mobile) home dealers | 453930 | | 12/02 | 125.5 | 131.6 | 133.4 | 8.5 | 1.4 |
| Primary services | | 453930-P | 12/02 | 125.5 | 131.6 | 133.4 | 8.5 | 1.4 |
| Manufactured (mobile) home dealer services | | 453930-1 | 12/02 | 125.5 | 131.6 | 133.4 | 8.5 | 1.4 |
| Nonstore retailers | 454 | | 12/03 | 120.4 | 117.8 | 112.5 | -6.4 | -4.5 |
| Mail-order houses | 454113 | | 06/00 | 98.4 | 101.8 | 105.5 | -2.7 | 3.6 |
| Primary services | | 454113-P | 06/00 | 98.7 | 102.2 | 105.8 | -2.4 | 3.5 |
| Mail-order house services | | 454113-1 | 06/00 | 98.7 | 102.2 | 105.8 | -2.4 | 3.5 |
| Vending machine operators | 4542 | | 12/03 | 105.4 | 105.4 | 105.4 | .7 | 0 |
| Vending machine operators | 45421 | | 12/03 | 105.4 | 105.4 | 105.4 | .7 | 0 |
| Vending machine operators | 454210 | | 06/00 | 111.7 | 111.7 | 111.7 | .7 | 0 |
| Primary services | | 454210-P | 06/00 | 111.7 | 111.7 | 111.7 | .6 | 0 |
| Vending machine operator services | | 454210-1 | 06/00 | 111.7 | 111.7 | 111.7 | .6 | 0 |
| Fuel dealers | 45431 | | 06/00 | 157.6 | 144.8 | 124.6 | -11.8 | -14.0 |
| Fuel dealers | 454310 | | 06/00 | 157.6 | 144.8 | 124.6 | -11.8 | -14.0 |
| Primary services | | 454310-P | 06/00 | 160.8 | 147.7 | 127.1 | -11.9 | -13.9 |
| Fuel dealer services | | 454310-1 | 06/00 | 160.8 | 147.7 | 127.1 | -11.9 | -13.9 |
| Other receipts | | 454310-SM | 06/00 | 90.0 | 87.4 | 86.9 | -13.4 | -.6 |
| Air transportation | 481 | | 12/92 | 180.1 | 182.1 | 185.6 | 7.5 | 1.9 |
| Scheduled air transportation | 4811 | | 12/89 | 220.4 | 222.7 | 227.1 | 7.5 | 2.0 |
| Scheduled air transportation | 48111 | | 12/89 | 220.4 | 222.7 | 227.1 | 7.5 | 2.0 |
| Scheduled passenger air transportation | 481111 | | 12/89 | 229.4 | 231.2 | 236.5 | 7.6 | 2.3 |
| Primary services | | 481111-P | 12/89 | 248.4 | 250.8 | 256.6 | 8.2 | 2.3 |
| Domestic | | 481111-1 | 12/89 | 259.7 | 259.7 | 267.6 | 10.1 | 3.0 |
| First class, including business | | 481111-101 | 12/99 | 129.5 | 119.0 | 138.3 | 20.5 | 16.2 |
| Coach | | 481111-102 | 12/99 | 148.2 | 151.0 | 151.4 | 7.8 | .3 |
| International | | 481111-2 | 12/89 | 200.7 | 208.2 | 208.7 | 3.3 | .2 |

See footnotes at end of table.

Table 5. Producer price indexes for the net output of selected industries and their products, not seasonally adjusted
—Continued

| Industry and product ¹ | Industry code | Product code | Index base | Index | | | Percent change to June 2006 from: | |
|--|---------------|--------------|------------|------------------------|-----------------------|------------------------|-----------------------------------|----------|
| | | | | Feb. 2006 ² | May 2006 ² | June 2006 ² | June 2005 | May 2006 |
| Scheduled freight air transportation | 481112 | | 12/03 | 108.6 | 111.4 | 111.5 | 7.0 | 0.1 |
| Primary services | | 481112-P | 12/87 | 134.3 | 137.8 | 137.8 | 7.0 | 0 |
| Property | | 481112-1 | 12/87 | 141.8 | 146.2 | 146.3 | 8.6 | .1 |
| Mail | | 481112-2 | 12/87 | 110.3 | 110.3 | 110.3 | -1.1 | 0 |
| Nonscheduled air transportation | 4812 | | 12/96 | 132.8 | 136.0 | 135.7 | 7.9 | -.2 |
| Nonscheduled air transportation | 48121 | | 12/96 | 132.8 | 136.0 | 135.7 | 7.9 | -.2 |
| Nonscheduled air transportation | 481210 | | 06/92 | 141.8 | 145.1 | 144.8 | 7.8 | -.2 |
| Primary services | | 481210-P | 12/00 | 116.4 | 118.4 | 118.4 | 6.9 | 0 |
| Passenger and freight charter, including air taxi | | 481210-5 | 12/00 | 116.4 | 118.4 | 118.4 | 6.9 | 0 |
| Other receipts | | 481210-SM | 06/92 | 173.6 | 187.3 | 184.5 | 16.4 | -1.5 |
| Rail transportation | 482 | | 12/96 | 131.2 | 135.1 | 137.0 | 9.8 | 1.4 |
| Rail transportation | 4821 | | 12/96 | 131.2 | 135.1 | 137.0 | 9.8 | 1.4 |
| Rail transportation | 48211 | | 12/96 | 131.2 | 135.1 | 137.0 | 9.8 | 1.4 |
| Line-haul railroads | 482111 | | 12/84 | 146.3 | 150.7 | 152.9 | 9.8 | 1.5 |
| Primary services | | 482111-P | 12/84 | 146.3 | 150.7 | 152.9 | 9.8 | 1.5 |
| Rail transportation, freight (Carload) | | 482111-1 | 12/96 | 134.5 | 138.4 | 140.7 | 9.8 | 1.7 |
| Rail transportation, freight (Intermodal) | | 482111-2 | 12/96 | 116.9 | 121.9 | 122.5 | 10.3 | .5 |
| Rail transportation, passenger | | 482111-3 | 12/96 | 122.4 | 122.9 | 123.5 | 8.8 | .5 |
| Coach service class | | 482111-306 | 06/05 | 108.1 | 109.0 | 109.6 | 9.6 | .6 |
| All other service classes | | 482111-307 | 06/05 | 107.4 | 107.4 | 107.6 | 7.6 | .2 |
| Water transportation | 483 | | 12/03 | 109.6 | 109.7 | 111.0 | 5.3 | 1.2 |
| Deep sea freight transportation | 483111 | | 06/88 | 231.4 | 231.3 | 233.0 | .7 | .7 |
| Primary services | | 483111-P | 06/88 | 236.4 | 236.3 | 238.1 | .7 | .8 |
| Deep sea freight transportation | | 483111-5 | 06/88 | 236.4 | 236.3 | 238.1 | .7 | .8 |
| Coastal and Great Lakes freight transportation | 483113 | | 12/03 | 117.1 | 119.2 | 121.3 | 11.3 | 1.8 |
| Primary services | | 483113-P | 12/03 | 116.7 | 118.4 | 120.9 | 10.1 | 2.1 |
| Coastal and intercoastal freight transportation | | 483113-1 | 12/03 | 118.4 | 119.1 | 122.6 | 10.1 | 2.9 |
| Great Lakes - St. Lawrence Seaway freight transportation | | 483113-2 | 12/91 | 114.5 | 120.3 | 121.3 | 8.1 | .8 |
| Coastal and intercoastal towing transportation | | 483113-3 | 12/03 | 116.6 | 119.1 | 119.6 | 10.7 | .4 |
| Other receipts | | 483113-SM | 12/03 | 118.9 | 123.2 | 123.2 | 17.0 | 0 |
| Inland water transportation | 4832 | | 12/03 | 139.4 | 138.2 | 141.4 | 25.4 | 2.3 |
| Inland water transportation | 48321 | | 12/03 | 139.4 | 138.2 | 141.4 | 25.4 | 2.3 |
| Inland water freight transportation | 483211 | | 12/90 | 176.9 | 175.3 | 179.4 | 25.4 | 2.3 |
| Primary services | | 483211-P | 12/90 | 175.9 | 172.1 | 176.6 | 24.0 | 2.6 |
| Inland waterways freight transportation (except towing) | | 483211-1 | 12/03 | 143.5 | 139.9 | 144.0 | 27.4 | 2.9 |
| Inland waterways towing transportation | | 483211-2 | 12/03 | 120.1 | 119.9 | 120.8 | 8.2 | .8 |
| Other receipts | | 483211-SM | 12/03 | 144.8 | 185.5 | 181.4 | 58.0 | -2.2 |
| Truck transportation | 484 | | 12/03 | 111.2 | 114.0 | 114.2 | 5.1 | .2 |
| General freight trucking | 4841 | | 12/03 | 111.7 | 115.1 | 115.4 | 5.2 | .3 |
| General freight trucking, local | 48411 | | 12/03 | 112.0 | 115.8 | 117.0 | 5.2 | 1.0 |
| General freight trucking, local | 484110 | | 12/03 | 112.0 | 115.7 | 117.0 | 5.2 | 1.1 |
| Primary services | | 484110-P | 06/93 | 124.6 | 129.0 | 130.2 | 5.0 | .9 |
| General freight trucking, local | | 484110-1 | 06/93 | 124.6 | 129.0 | 130.2 | 5.0 | .9 |
| Other receipts | | 484110-SM | 12/03 | 110.3 | 110.8 | 116.3 | 12.6 | 5.0 |
| General freight trucking, long-distance | 48412 | | 12/03 | 111.6 | 115.0 | 115.1 | 5.1 | .1 |
| General freight trucking, long-distance, tl | 484121 | | 12/03 | 110.4 | 112.3 | 113.0 | 4.2 | .6 |
| Primary services | | 484121-P | 06/92 | 125.6 | 127.8 | 128.6 | 4.3 | .6 |
| General freight trucking, long-distance, truckload | | 484121-2 | 06/92 | 125.6 | 127.8 | 128.6 | 4.3 | .6 |
| Other receipts | | 484121-SM | 12/03 | 117.0 | 120.8 | 120.8 | 6.2 | 0 |
| General freight trucking, long-distance, LTL | 484122 | | 12/03 | 114.3 | 120.5 | 119.4 | 6.8 | -.9 |
| Primary services | | 484122-P | 06/92 | 193.5 | 204.2 | 202.2 | 6.8 | -1.0 |
| General freight trucking, long-distance, less than truckload | | 484122-1 | 06/92 | 193.5 | 204.2 | 202.2 | 6.8 | -1.0 |
| Other receipts | | 484122-SM | 12/03 | 112.4 | 113.8 | 117.6 | 7.6 | 3.3 |
| Specialized freight trucking | 4842 | | 12/03 | 110.1 | 111.7 | 111.9 | 5.0 | .2 |
| Used household and office goods moving | 48421 | | 12/03 | 107.7 | 107.9 | 108.8 | 2.8 | .8 |

See footnotes at end of table.

Table 5. Producer price indexes for the net output of selected industries and their products, not seasonally adjusted
—Continued

| Industry and product ¹ | Industry code | Product code | Index base | Index | | | Percent change to June 2006 from: | |
|---|---------------|--------------|------------|------------------------|-----------------------|------------------------|-----------------------------------|------------------|
| | | | | Feb. 2006 ² | May 2006 ² | June 2006 ² | June 2005 | May 2006 |
| Used household and office goods moving | 484210 | | 12/03 | 107.7 | 107.9 | 108.8 | 2.8 | 0.8 |
| Primary services | | 484210-P | 12/03 | 107.4 | 107.8 | 108.6 | 3.0 | .7 |
| Used household and office goods moving, except local | | 484210-2 | 06/92 | 157.3 | 157.8 | 159.0 | 3.7 | .8 |
| Used household and office goods moving, local | | 484210-4 | 12/03 | 104.8 | 104.9 | 106.0 | 1.2 | 1.0 |
| Other receipts | | 484210-SM | 12/03 | 110.6 | 110.1 | 110.6 | .5 | .5 |
| Specialized frgt (exc used) trucking, local | 48422 | | 12/03 | 110.8 | 111.8 | 112.2 | 4.6 | .4 |
| Specialized frgt (exc used) trucking, local | 484220 | | 12/03 | 110.8 | 111.8 | 112.2 | 4.6 | .4 |
| Primary services | | 484220-P | 06/93 | 135.9 | 136.9 | 137.4 | 4.7 | .4 |
| Specialized freight (except used goods) trucking, local | | 484220-3 | 06/93 | 135.9 | 136.9 | 137.4 | 4.7 | .4 |
| Other receipts | | 484220-SM | 12/03 | 101.3 | (³) | (³) | (³) | (³) |
| Specialized frgt (exc used) trucking, ldist | 48423 | | 12/03 | 111.0 | 113.8 | 113.5 | 6.8 | -.3 |
| Specialized frgt (exc used) trucking, ldist | 484230 | | 12/03 | 111.0 | 113.8 | 113.5 | 6.8 | -.3 |
| Primary services | | 484230-P | 06/01 | 112.9 | 115.8 | 115.3 | 6.7 | -.4 |
| Specialized freight (except used goods) trucking, long-distance | | 484230-6 | 06/01 | 112.9 | 115.8 | 115.3 | 6.7 | -.4 |
| Other receipts | | 484230-SM | 12/03 | 115.0 | 117.3 | 118.2 | 8.2 | .8 |
| Pipeline transportation of crude oil | 4861 | | 12/03 | 120.5 | 120.3 | 120.3 | 8.3 | 0 |
| Pipeline transportation of crude oil | 48611 | | 12/03 | 120.5 | 120.3 | 120.3 | 8.3 | 0 |
| Pipeline transportation of crude oil | 486110 | | 06/86 | 133.5 | 133.4 | 133.4 | 8.3 | 0 |
| Primary services | | 486110-P | 06/86 | 132.9 | 132.8 | 132.8 | 8.8 | 0 |
| Pipeline transportation of crude oil | | 486110-3 | 06/86 | 129.0 | 128.8 | 128.8 | 8.8 | 0 |
| Trans-Alaskan Pipeline System transportation | | 486110-311 | 06/86 | 114.7 | 114.7 | 114.7 | 7.7 | 0 |
| Pipeline transportation of crude petroleum, except on the TAPS | | 486110-312 | 06/86 | 150.8 | 150.6 | 150.6 | 9.3 | 0 |
| Other receipts | | 486110-SM | 06/86 | 141.7 | 141.7 | 141.7 | 3.6 | 0 |
| Other pipeline transportation | 4869 | | 12/03 | 106.5 | 107.0 | 107.1 | 2.3 | .1 |
| Pipeline trans of ref petroleum products | 48691 | | 12/03 | 106.5 | 107.0 | 107.1 | 2.3 | .1 |
| Pipeline transportation of refined petroleum products | 486910 | | 06/86 | 121.9 | 122.5 | 122.5 | 2.3 | 0 |
| Primary services | | 486910-P | 06/86 | 122.1 | 122.7 | 122.7 | 2.3 | 0 |
| Pipeline transportation of refined petroleum products | | 486910-1 | 06/86 | 123.8 | 124.4 | 124.5 | 2.3 | .1 |
| Transportation support activities | 488 | | 12/03 | 106.1 | 106.9 | 106.7 | 3.2 | -.2 |
| Air transportation support activities | 4881 | | 12/96 | 138.0 | 140.5 | 139.6 | 5.0 | -.6 |
| Airport operations | 48811 | | 12/03 | 108.5 | 110.3 | 109.2 | 5.7 | -1.0 |
| Other airport operations | 488119 | | 12/03 | 108.5 | 110.3 | 109.2 | 5.7 | -1.0 |
| Primary services | | 488119-P | 06/92 | 154.9 | 157.9 | 155.7 | 6.1 | -1.4 |
| Lease space for concessions | | 488119-1 | 06/92 | 146.7 | 154.4 | 148.9 | -.1 | -3.6 |
| Services rendered to air passenger and cargo carriers | | 488119-2 | 06/92 | 176.3 | 177.4 | 176.5 | 11.4 | -.5 |
| Other airport services | | 488119-3 | 06/92 | 101.7 | 101.7 | 101.7 | .7 | 0 |
| Other receipts | | 488119-SM | 06/92 | 154.2 | 155.6 | 155.6 | 4.3 | 0 |
| Other air transportation support activities | 48819 | | 12/03 | 110.1 | 112.2 | 111.7 | 4.7 | -.4 |
| Other air transportation support activities | 488190 | | 12/03 | 110.1 | 112.2 | 111.6 | 4.6 | -.5 |
| Primary services | | 488190-P | 06/92 | 140.6 | 143.7 | 142.9 | 4.8 | -.6 |
| Fuels and lubricants | | 488190-1 | 06/92 | 187.9 | 212.7 | 206.7 | 23.6 | -2.8 |
| Aircraft maintenance and repair | | 488190-2 | 06/92 | 135.4 | 135.5 | 135.5 | .7 | 0 |
| Ramp service, aircraft parking, tiedown and storage | | 488190-3 | 06/92 | 123.8 | 123.8 | 123.8 | 4.2 | 0 |
| Other aircraft services | | 488190-4 | 06/92 | 150.8 | 150.8 | 150.8 | 2.1 | 0 |
| Other receipts | | 488190-SM | 06/92 | 138.1 | 138.2 | 138.2 | 3.1 | 0 |
| Water transportation support activities | 4883 | | 12/03 | 106.1 | 106.6 | 106.7 | 3.7 | .1 |
| Port and harbor operations | 48831 | | 12/03 | 107.9 | 108.2 | 108.2 | 2.7 | 0 |
| Port and harbor operations | 488310 | | 12/03 | 107.9 | 108.2 | 108.2 | 2.7 | 0 |
| Primary services | | 488310-P | 12/03 | 108.2 | 108.5 | 108.5 | 2.8 | 0 |
| Wharfage | | 488310-4 | 12/98 | 126.7 | 126.7 | 126.7 | 3.2 | 0 |
| Other port and harbor operations | | 488310-7 | 12/98 | 117.5 | 118.0 | 118.0 | 2.8 | 0 |
| Other receipts | | 488310-SM | 12/03 | 104.7 | 105.6 | 105.3 | 1.2 | -.3 |
| Marine cargo handling | 48832 | | 12/03 | 103.8 | 104.0 | 104.0 | 2.4 | 0 |
| Marine cargo handling | 488320 | | 12/91 | 116.9 | 117.2 | 117.1 | 2.4 | -.1 |
| Primary services | | 488320-P | 12/91 | 117.3 | 117.5 | 117.5 | 2.4 | 0 |
| Movement of containers | | 488320-8 | 12/98 | 105.9 | 105.9 | 105.9 | 1.8 | 0 |

See footnotes at end of table.

Table 5. Producer price indexes for the net output of selected industries and their products, not seasonally adjusted
—Continued

| Industry and product ¹ | Industry code | Product code | Index base | Index | | | Percent change to June 2006 from: | |
|--|---------------|--------------|------------|------------------------|-----------------------|------------------------|-----------------------------------|------------------|
| | | | | Feb. 2006 ² | May 2006 ² | June 2006 ² | June 2005 | May 2006 |
| Marine cargo handling—Continued | | | | | | | | |
| Other marine cargo handling | | 488320-9 | 12/98 | 108.0 | 108.5 | 108.4 | 3.3 | -0.1 |
| Other receipts | | 488320-SM | 12/91 | 124.7 | 127.0 | 127.0 | 3.8 | 0 |
| Navigational services to shipping | 48833 | | 12/03 | 111.2 | 112.6 | 113.1 | 7.8 | .4 |
| Navigational services to shipping | 488330 | | 12/92 | 145.8 | 147.7 | 148.4 | 7.8 | .5 |
| Primary services | | 488330-P | 12/92 | 147.5 | 149.5 | 150.2 | 8.0 | .5 |
| Vessel docking and undocking services | | 488330-3 | 12/92 | 139.5 | 140.5 | 141.8 | 6.6 | .9 |
| Other tugging and towing services | | 488330-4 | 12/92 | 163.5 | 167.4 | 166.9 | 10.5 | -.3 |
| Other receipts | | 488330-SM | 12/92 | 135.7 | 136.2 | 135.8 | 3.7 | -.3 |
| Freight transportation arrangement | 4885 | | 12/96 | 99.3 | 98.5 | 98.9 | .1 | .4 |
| Freight transportation arrangement | 48851 | | 12/96 | 99.3 | 98.5 | 98.9 | .1 | .4 |
| Freight transportation arrangement | 488510 | | 12/94 | 101.4 | 100.5 | 100.9 | .1 | .4 |
| Primary services | | 488510-P | 12/94 | 101.2 | 100.3 | 100.8 | .1 | .5 |
| Freight forwarding | | 488510-1 | 12/94 | 98.7 | 96.7 | 97.7 | -3.1 | 1.0 |
| Arrangement of freight and cargo n.e.c. | | 488510-2 | 12/94 | 103.5 | 103.5 | 103.5 | 2.6 | 0 |
| Other receipts | | 488510-SM | 06/01 | (³) | (³) | (³) | (³) | (³) |
| Postal service | 491 | | 06/89 | 164.7 | 164.7 | 164.7 | 6.3 | 0 |
| Postal service | 4911 | | 06/89 | 164.7 | 164.7 | 164.7 | 6.3 | 0 |
| Postal service | 49111 | | 06/89 | 164.7 | 164.7 | 164.7 | 6.3 | 0 |
| United States Postal Service | 491110 | | 06/89 | 164.7 | 164.7 | 164.7 | 6.3 | 0 |
| Primary services | | 491110-P | 06/89 | 164.7 | 164.7 | 164.7 | 6.3 | 0 |
| First class mail | | 491110-1 | 06/89 | 154.5 | 154.5 | 154.5 | 5.2 | 0 |
| Letter mail | | 491110-111 | 06/89 | 150.4 | 150.4 | 150.4 | 5.2 | 0 |
| Post cards | | 491110-112 | 06/89 | 162.7 | 162.7 | 162.7 | 4.9 | 0 |
| Priority mail | | 491110-113 | 06/89 | 181.6 | 181.6 | 181.6 | 5.4 | 0 |
| Periodicals (second class mail) | | 491110-2 | 06/89 | 213.0 | 213.0 | 213.0 | 5.2 | 0 |
| In county mail | | 491110-211 | 06/89 | 137.0 | 137.0 | 137.0 | -3.6 | 0 |
| Regular rate mail | | 491110-212 | 06/89 | 217.0 | 217.0 | 217.0 | 5.3 | 0 |
| Nonprofit rate mail | | 491110-213 | 06/89 | 220.2 | 220.2 | 220.2 | 5.9 | 0 |
| Classroom rate mail | | 491110-214 | 06/89 | 152.9 | 152.9 | 152.9 | 5.7 | 0 |
| Periodical mailing fees | | 491110-299 | 06/89 | 93.8 | 93.8 | 93.8 | 8.4 | 0 |
| Standard class A (third class mail) | | 491110-3 | 06/89 | 185.5 | 185.5 | 185.5 | 9.3 | 0 |
| Regular bulk mail | | 491110-312 | 06/89 | 185.8 | 185.8 | 185.8 | 10.1 | 0 |
| Nonprofit bulk mail | | 491110-313 | 06/89 | 181.5 | 181.5 | 181.5 | 4.1 | 0 |
| Standard class A mailing fees | | 491110-399 | 06/89 | 266.7 | 266.7 | 266.7 | 6.7 | 0 |
| Standard class B (fourth class mail) | | 491110-4 | 06/89 | 173.6 | 173.6 | 173.6 | 5.9 | 0 |
| Parcel post | | 491110-411 | 06/89 | 187.7 | 187.7 | 187.7 | 4.1 | 0 |
| Bound printed matter | | 491110-412 | 06/89 | 143.5 | 143.5 | 143.5 | 5.7 | 0 |
| Special rate mail | | 491110-413 | 06/89 | 157.6 | 157.6 | 157.6 | 12.9 | 0 |
| Library rate mail | | 491110-414 | 06/89 | 215.0 | 215.0 | 215.0 | 12.5 | 0 |
| International mail | | 491110-5 | 06/89 | 126.9 | 126.9 | 126.9 | 8.6 | 0 |
| International air mail | | 491110-511 | 06/89 | 112.4 | 112.4 | 112.4 | 5.6 | 0 |
| International surface mail | | 491110-512 | 06/89 | 218.7 | 218.7 | 218.7 | 18.0 | 0 |
| Special services and fees | | 491110-6 | 06/89 | 187.9 | 187.9 | 187.9 | 5.7 | 0 |
| Special services | | 491110-611 | 06/89 | 190.0 | 190.0 | 190.0 | 5.6 | 0 |
| Domestic mail fees | | 491110-612 | 06/89 | 172.0 | 172.0 | 172.0 | 7.2 | 0 |
| Other services and fees | | 491110-613 | 06/89 | 191.9 | 191.9 | 191.9 | 5.7 | 0 |
| Express mail | | 491110-912 | 06/89 | 164.7 | 164.7 | 164.7 | 5.5 | 0 |
| Mailgram service | | 491110-913 | 06/89 | 75.0 | 75.0 | 75.0 | 0 | 0 |
| Couriers and messengers | 492 | | 12/03 | 120.1 | 120.8 | 122.5 | 7.9 | 1.4 |
| Couriers | 4921 | | 12/03 | 121.7 | 122.5 | 124.3 | 8.5 | 1.5 |
| Couriers | 49211 | | 12/03 | 121.7 | 122.5 | 124.3 | 8.5 | 1.5 |
| Couriers | 492110 | | 12/03 | 121.7 | 122.5 | 124.3 | 8.5 | 1.5 |
| Primary services | | 492110-P | 12/03 | 121.7 | 122.5 | 124.3 | 8.6 | 1.6 |
| Standard courier services | | 492110-1 | 12/92 | 180.4 | 181.3 | 182.3 | 5.8 | .6 |
| Expedited courier services | | 492110-2 | 12/87 | 179.6 | 181.1 | 185.8 | 11.9 | 2.6 |
| Domestic expedited courier services | | 492110-201 | 12/98 | 157.5 | 159.3 | 163.2 | 10.3 | 2.4 |
| International expedited courier services | | 492110-202 | 12/98 | 153.3 | 153.3 | 158.0 | 17.2 | 3.1 |
| Other receipts | | 492110-SM | 12/03 | 113.0 | 114.5 | 114.8 | (³) | .3 |
| Local messengers and local delivery | 4922 | | 12/03 | 103.9 | 103.9 | 103.7 | 1.0 | -.2 |
| Local messengers and local delivery | 49221 | | 12/03 | 103.9 | 103.9 | 103.7 | 1.0 | -.2 |

See footnotes at end of table.

Table 5. Producer price indexes for the net output of selected industries and their products, not seasonally adjusted
—Continued

| Industry and product ¹ | Industry code | Product code | Index base | Index | | | Percent change to June 2006 from: | |
|--|---------------|--------------|------------|------------------------|-----------------------|------------------------|-----------------------------------|------------------|
| | | | | Feb. 2006 ² | May 2006 ² | June 2006 ² | June 2005 | May 2006 |
| Local messengers and local delivery | 492210 | | 12/03 | 103.8 | 103.9 | 103.7 | 1.0 | -0.2 |
| Primary services | | 492210-P | 12/92 | 134.0 | 134.1 | 133.7 | 1.0 | -3 |
| Local messengers and local delivery | | 492210-1 | 12/92 | 134.0 | 134.1 | 133.7 | 1.0 | -3 |
| Other receipts | | 492210-SM | 12/03 | 100.0 | (³) | (³) | (³) | (³) |
| General warehousing and storage | 49311 | | 12/03 | 103.5 | 102.5 | 102.5 | 1.2 | 0 |
| General warehousing and storage | 493110 | | 12/03 | 103.5 | 102.5 | 102.5 | 1.2 | 0 |
| Primary services | | 493110-P | 06/93 | 112.8 | 111.6 | 111.6 | 1.3 | 0 |
| General warehousing and storage | | 493110-1 | 06/93 | 112.8 | 111.6 | 111.6 | 1.3 | 0 |
| Other receipts | | 493110-SM | 12/03 | 116.6 | (³) | (³) | (³) | (³) |
| Refrigerated warehousing and storage | 49312 | | 12/03 | 102.0 | 102.3 | 102.2 | 1.3 | -1 |
| Refrigerated warehousing and storage | 493120 | | 12/91 | 112.1 | 112.4 | 112.3 | 1.3 | -1 |
| Primary services | | 493120-P | 12/91 | 112.0 | 112.3 | 112.2 | 1.4 | -1 |
| Commodities in cold storage | | 493120-2 | 12/91 | 112.1 | 112.5 | 112.3 | .9 | -2 |
| Fruits, including frozen juices | | 493120-201 | 12/98 | 114.7 | 115.0 | 115.0 | .3 | 0 |
| Vegetables, including potatoes | | 493120-202 | 12/98 | 102.9 | 103.1 | 103.1 | .5 | 0 |
| Meat, poultry, and fish | | 493120-203 | 12/98 | 105.6 | 105.9 | 105.4 | 0 | -5 |
| Prepared foods | | 493120-206 | 12/91 | 119.3 | 119.7 | 119.7 | 3.3 | 0 |
| Other commodities in cold storage | | 493120-209 | 12/98 | 102.0 | 102.2 | 102.2 | 1.8 | 0 |
| Storage related services | | 493120-3 | 12/91 | 112.5 | 112.4 | 112.4 | 5.5 | 0 |
| Other receipts | | 493120-SM | 12/91 | 115.7 | 115.7 | 115.7 | 0 | 0 |
| Farm product warehousing and storage | 49313 | | 12/03 | 103.2 | 103.8 | 103.6 | 2.6 | -2 |
| Farm product warehousing and storage | 493130 | | 12/92 | 120.0 | 120.6 | 120.5 | 2.6 | -1 |
| Primary services | | 493130-P | 12/92 | 119.7 | 120.4 | 120.2 | 2.0 | -2 |
| Warehousing and storage of cotton, wool, and mohair | | 493130-3 | 12/92 | 111.9 | 111.9 | 111.9 | 1.1 | 0 |
| Warehousing and storage of other farm products | | 493130-4 | 06/00 | 111.3 | 112.2 | 112.0 | 2.4 | -2 |
| Other receipts | | 493130-SM | 12/92 | 141.5 | (³) | (³) | (³) | (³) |
| Publishing industries, except Internet | 511 | | 12/03 | 105.5 | 105.3 | 105.7 | 1.7 | .4 |
| Newspaper, book, and directory publishers | 5111 | | 12/03 | 107.4 | 107.7 | 107.6 | 2.2 | -1 |
| Newspaper publishers | 51111 | | 12/79 | 435.7 | 434.5 | 433.0 | 2.4 | -3 |
| Newspaper publishers | 511110 | | 12/79 | 435.8 | 434.6 | 433.1 | 2.4 | -3 |
| Primary services | | 511110-P | 12/79 | 445.4 | 444.1 | 442.5 | 2.5 | -4 |
| Daily and Sunday newspaper subscriptions and single copy sales | | 511110-1 | 12/79 | 313.8 | 311.0 | 310.8 | 1.4 | -1 |
| Daily and Sunday newspaper advertising sales | | 511110-2 | 12/79 | 494.8 | 494.0 | 491.6 | 2.8 | -5 |
| Weekly and other newspaper subscriptions and single copy sales | | 511110-3 | 06/99 | 117.5 | 114.5 | 116.9 | .4 | 2.1 |
| Weekly and other newspaper advertising sales | | 511110-4 | 06/99 | 126.0 | 126.0 | 126.0 | 2.0 | 0 |
| Other receipts | | 511110-SM | 12/79 | 271.6 | 271.6 | 271.6 | (³) | 0 |
| Periodical publishers | 51112 | | 12/79 | 351.1 | 353.7 | 353.7 | 1.6 | 0 |
| Periodical publishers | 511120 | | 12/79 | 351.0 | 353.7 | 353.7 | 1.6 | 0 |
| Primary services | | 511120-P | 12/79 | 364.6 | 367.8 | 367.7 | 1.8 | 0 |
| Specialized business and prof periodicals, subscriptions and single copy sales | | 511120-3 | 12/79 | 374.2 | 373.2 | 375.5 | .8 | .6 |
| Specialized business and prof periodicals, advertising | | 511120-4 | 12/79 | 388.3 | 397.8 | 394.4 | 4.3 | -9 |
| General and consumer periodicals, advertising | | 511120-6 | 12/79 | 496.9 | 501.5 | 503.2 | 1.5 | .3 |
| General and consumer periodicals, subscriptions | | 511120-7 | 12/79 | 294.5 | 294.9 | 294.2 | .4 | -2 |
| General and consumer periodicals, single copy sales | | 511120-8 | 12/79 | 279.0 | 279.0 | 279.0 | .1 | 0 |
| Other periodicals, including advertising periodicals, nec | | 511120-9 | 12/79 | 250.7 | 250.7 | (³) | (³) | (³) |
| Other receipts | | 511120-SM | 12/79 | 267.4 | 267.4 | (³) | (³) | (³) |
| Book publishers | 51113 | | 12/84 | 229.7 | 231.0 | 231.3 | 3.3 | .1 |
| Book publishers | 511130 | | 12/80 | 312.8 | 314.6 | 314.9 | 3.3 | .1 |
| Primary services | | 511130-P | 12/80 | 314.8 | 316.2 | 316.9 | 3.5 | .2 |
| Mass market rack-size book publishing | | 511130-A | 12/80 | 241.4 | 241.4 | 241.4 | 0 | 0 |
| Book club book publishing | | 511130-B | 08/84 | 138.9 | 138.9 | 139.1 | .1 | .1 |
| Mail order book publishing | | 511130-C | 12/80 | 188.2 | 188.2 | (³) | (³) | (³) |
| Adult trade and juvenile book publishing | | 511130-D | 06/88 | 161.5 | 161.5 | 161.6 | 1.1 | .1 |
| Adult trade book publishing | | 511130-D4 | 12/80 | 203.8 | 203.8 | 203.8 | 1.3 | 0 |
| Juvenile book publishing | | 511130-D5 | 12/80 | 234.4 | 234.4 | 235.6 | .2 | .5 |
| Textbook publishing, including teachers' editions | | 511130-1 | 12/80 | 502.8 | 508.3 | 511.0 | 6.0 | .5 |
| College textbooks | | 511130-1C | 12/80 | 475.7 | 484.3 | 490.0 | 5.5 | 1.2 |
| Other textbooks | | 511130-1D | 12/02 | 119.8 | 120.5 | 120.6 | 6.3 | .1 |
| Technical, scientific, and professional book publishing | | 511130-3 | 12/80 | 309.0 | 309.3 | 309.4 | 5.0 | 0 |
| Religious book publishing | | 511130-4 | 12/80 | 209.1 | 210.5 | 210.7 | .3 | .1 |
| General reference book publishing | | 511130-7 | 12/80 | 196.9 | 196.9 | 196.9 | 0 | 0 |
| Other book publishing, excluding pamphlets | | 511130-8 | 04/81 | 240.6 | 240.6 | 240.6 | 1.2 | 0 |

See footnotes at end of table.

Table 5. Producer price indexes for the net output of selected industries and their products, not seasonally adjusted
—Continued

| Industry and product ¹ | Industry code | Product code | Index base | Index | | | Percent change to June 2006 from: | |
|--|---------------|--------------|------------|------------------------|-----------------------|------------------------|-----------------------------------|------------------|
| | | | | Feb. 2006 ² | May 2006 ² | June 2006 ² | June 2005 | May 2006 |
| Book publishers—Continued | | | | | | | | |
| Pamphlet publishing (5 to 48 pages) | | 511130-9 | 12/80 | 215.5 | 215.5 | 215.5 | 0.0 | 0.0 |
| Other receipts | | 511130-SM | 12/80 | 287.2 | 291.1 | 289.5 | 1.8 | -.5 |
| Directory and mailing list publishers | 51114 | | 12/03 | 105.0 | 105.1 | 105.4 | 2.2 | .3 |
| Directory and mailing list publishers | 511140 | | 12/03 | 105.0 | 105.1 | 105.4 | 2.2 | .3 |
| Primary services | | 511140-P | 12/03 | 105.2 | 105.2 | 105.6 | 2.3 | .4 |
| Telephone directory publishing | | 511140-1 | 09/84 | 253.2 | 253.2 | 254.5 | 2.2 | .5 |
| Catalog and directory (except telephone directory) publishing | | 511140-2 | 06/84 | 213.7 | 213.7 | 213.8 | 4.4 | 0 |
| Business service publication publishing, excluding directories and newsletters | | 511140-3 | 06/84 | 257.3 | 258.0 | 257.6 | 2.8 | -.2 |
| Other directory and mailing list publishing | | 511140-4 | 12/03 | 103.9 | 103.9 | 103.9 | .9 | 0 |
| Other receipts | | 511140-SM | 12/03 | 101.1 | (³) | (³) | (³) | (³) |
| Other publishers | 51119 | | 12/03 | 105.1 | 105.1 | 105.1 | .1 | 0 |
| Greeting card publishers | 511191 | | 12/85 | 191.6 | 191.6 | 191.6 | -.9 | 0 |
| Primary services | | 511191-P | 12/85 | 211.6 | 211.6 | 211.6 | -1.0 | 0 |
| Publishers' sales | | 511191-1 | 12/85 | 213.7 | 213.7 | 213.7 | -1.0 | 0 |
| Seasonal cards: counter cards and packaged, including boxed | | 511191-132 | 06/03 | 100.3 | 100.3 | 100.3 | -3.1 | 0 |
| Everyday cards: counter cards and packaged, including boxed | | 511191-134 | 12/85 | 222.6 | 222.6 | 222.6 | .6 | 0 |
| Other receipts | | 511191-SM | 12/85 | 134.7 | 134.7 | 134.7 | 0 | 0 |
| All other publishers | 511199 | | 12/03 | 107.3 | 107.3 | 107.3 | .8 | 0 |
| Primary services | | 511199-P | 12/03 | 107.5 | 107.5 | 107.6 | 1.0 | .1 |
| Pattern publishing, including clothing patterns | | 511199-1 | 08/84 | 169.9 | (³) | 169.9 | 2.1 | (³) |
| Other miscellaneous publishing | | 511199-5 | 12/03 | 103.8 | 103.8 | 103.9 | 1.4 | .1 |
| Calendar, yearbook, and other miscellaneous publishing | | 511199-5399 | 12/03 | 105.0 | 105.0 | 105.1 | 1.7 | .1 |
| Other receipts | | 511199-SM | 12/03 | 101.7 | 101.7 | 101.7 | -1.5 | 0 |
| Software publishers | 5112 | | 12/03 | 100.1 | 98.6 | 100.3 | .6 | 1.7 |
| Software publishers | 51121 | | 12/03 | 100.1 | 98.6 | 100.3 | .6 | 1.7 |
| Software publishers | 511210 | | 12/97 | 94.6 | 93.2 | 94.8 | .6 | 1.7 |
| Primary services | | 511210-P | 12/97 | 94.0 | 93.4 | 94.4 | .5 | 1.1 |
| Applications software | | 511210-2 | 12/97 | 93.6 | 93.3 | 95.4 | 2.3 | 2.3 |
| Applications software sold separately (non-suite) | | 511210-201 | 12/97 | 97.3 | 96.8 | 99.8 | 3.0 | 3.1 |
| Applications software sold as a suite | | 511210-202 | 12/97 | 85.3 | 85.3 | 85.3 | .5 | 0 |
| Computer games and other prepackaged software | | 511210-3 | 12/97 | 38.7 | 34.8 | 34.8 | -9.8 | 0 |
| Maintenance, documentation, training, and other software services | | 511210-4 | 12/97 | 141.2 | 141.2 | 141.2 | 1.1 | 0 |
| Other receipts | | 511210-SM | 12/97 | 86.0 | 81.2 | 85.4 | .9 | 5.2 |
| Broadcasting, except Internet | 515 | | 12/03 | 101.1 | 103.9 | 103.5 | .5 | -.4 |
| Radio and television broadcasting | 5151 | | 06/01 | 98.7 | 100.7 | 102.4 | -.5 | 1.7 |
| Radio broadcasting | 51511 | | 12/03 | 104.2 | 107.1 | 107.4 | -.4 | .3 |
| Radio networks | 515111 | | 12/03 | 102.3 | 102.3 | 102.3 | .3 | 0 |
| Primary services | | 515111-P | 12/03 | 102.3 | 102.3 | 102.3 | .3 | 0 |
| Radio network and national syndication time sales and other services | | 515111-1 | 12/95 | 145.9 | 145.9 | 145.9 | .3 | 0 |
| Radio stations | 515112 | | 06/88 | 190.6 | 196.4 | 196.9 | -.5 | .3 |
| Primary services | | 515112-P | 06/88 | 196.9 | 203.0 | 203.7 | -.3 | .3 |
| Radio station time sales | | 515112-1 | 06/88 | 197.1 | 203.3 | 203.9 | -.4 | .3 |
| Local radio station time sales | | 515112-101 | 12/95 | 148.7 | 153.8 | 154.2 | .3 | .3 |
| National and regional radio station time sales | | 515112-102 | 12/95 | 132.3 | 135.5 | 136.2 | -2.3 | .5 |
| Other receipts | | 515112-SM | 12/03 | 99.3 | 100.8 | 100.4 | -2.7 | -.4 |
| Television broadcasting | 51512 | | 12/03 | 93.5 | 95.2 | 97.8 | -.4 | 2.7 |
| Television broadcasting | 515120 | | 06/01 | 94.3 | 96.0 | 98.6 | -.4 | 2.7 |
| Primary services | | 515120-P | 06/01 | 90.8 | 92.7 | 93.8 | -3.9 | 1.2 |
| Local television station services | | 515120-1 | 06/01 | 99.2 | 100.8 | 103.8 | 1.2 | 3.0 |
| Television station advertising sales | | 515120-101 | 06/01 | 101.5 | 103.7 | 107.9 | 1.6 | 4.1 |
| Network television affiliate services | | 515120-102 | 06/01 | 92.3 | 92.3 | 92.3 | 0 | 0 |
| Network television and national syndication services | | 515120-2 | 06/01 | 82.9 | 85.0 | 84.5 | -9.1 | -.6 |
| Other receipts | | 515120-SM | 06/01 | 83.3 | (³) | (³) | (³) | (³) |
| Cable networks | 5152 | | 12/03 | 105.9 | 109.5 | 106.7 | 1.4 | -2.6 |
| Cable networks | 51521 | | 12/03 | 105.9 | 109.5 | 106.7 | 1.4 | -2.6 |
| Cable networks | 515210 | | 12/03 | 105.9 | 109.5 | 106.7 | 1.4 | -2.6 |
| Primary services | | 515210-P | 12/03 | 105.9 | 109.5 | 106.7 | 1.4 | -2.6 |

See footnotes at end of table.

Table 5. Producer price indexes for the net output of selected industries and their products, not seasonally adjusted
—Continued

| Industry and product ¹ | Industry code | Product code | Index base | Index | | | Percent change to June 2006 from: | |
|---|---------------|--------------|------------|------------------------|-----------------------|------------------------|-----------------------------------|------------------|
| | | | | Feb. 2006 ² | May 2006 ² | June 2006 ² | June 2005 | May 2006 |
| Cable networks—Continued | | | | | | | | |
| Cable network advertising services | | 515210-1 | 06/93 | 170.5 | 187.0 | 179.4 | -1.0 | -4.1 |
| Cable network affiliate services | | 515210-2 | 06/93 | 152.7 | 152.7 | 150.1 | 2.9 | -1.7 |
| Telecommunications | 517 | | 12/03 | 97.1 | 97.6 | 98.2 | 0 | .6 |
| Wired telecommunications carriers | 5171 | | 06/99 | 85.4 | 85.8 | 86.3 | .5 | .6 |
| Wired telecommunications carriers | 51711 | | 12/03 | 98.5 | 98.9 | 99.5 | .4 | .6 |
| Wired telecommunications carriers | 517110 | | 12/03 | 98.5 | 98.9 | 99.5 | .4 | .6 |
| Primary products | | 517110-P | 12/03 | 98.5 | 98.9 | 99.5 | .4 | .6 |
| Local service, except private lines | | 517110-1 | 12/03 | 101.3 | 101.7 | 102.0 | 1.2 | .3 |
| Residence local service | | 517110-111 | 12/03 | 102.3 | 102.8 | 103.3 | 2.0 | .5 |
| Business local service | | 517110-112 | 12/03 | 100.5 | 100.7 | 100.8 | .4 | .1 |
| Coin local service | | 517110-113 | 12/03 | 99.4 | 99.4 | 99.4 | 0 | 0 |
| Other local service | | 517110-114 | 12/03 | 100.6 | 100.6 | 100.6 | 0 | 0 |
| Public switched toll service | | 517110-2 | 12/03 | 94.5 | 95.2 | 96.1 | -.7 | .9 |
| Residence switched toll service | | 517110-21 | 12/03 | 99.9 | 102.8 | 103.4 | 2.8 | .6 |
| Intrastate residence switched toll service | | 517110-211 | 12/03 | 96.4 | 94.2 | 97.1 | -.7 | 3.1 |
| Interstate residence switched toll service | | 517110-212 | 12/03 | 105.4 | 116.3 | 113.9 | 7.7 | -2.1 |
| International residence switched toll service | | 517110-213 | 12/03 | 91.8 | 91.1 | 95.0 | 2.9 | 4.3 |
| Business switched toll service | | 517110-22 | 12/03 | 86.6 | 83.8 | 85.1 | -6.6 | 1.6 |
| Business switched access toll service | | 517110-221 | 12/03 | 87.6 | 84.0 | 85.8 | -5.4 | 2.1 |
| Outbound business switched access toll service | | 517110-2211 | 12/03 | 85.1 | 84.5 | 82.8 | -7.1 | -2.0 |
| Intrastate business switched access toll service, outbound | | 517110-22111 | 12/03 | 94.4 | 94.3 | 94.1 | -2.3 | -.2 |
| Interstate business switched access toll service, outbound | | 517110-22112 | 12/03 | 58.4 | 57.8 | 50.7 | -26.1 | -12.3 |
| International business switched access toll service, outbound | | 517110-22113 | 12/03 | 63.0 | 59.1 | 56.2 | -22.7 | -4.9 |
| Inbound business switched access toll service | | 517110-2212 | 12/03 | 91.1 | 83.3 | 90.0 | -3.1 | 8.0 |
| Intrastate business switched access toll service, inbound | | 517110-22121 | 12/03 | 96.6 | 93.0 | 94.0 | -5.8 | 1.1 |
| Interstate business switched access toll service, inbound | | 517110-22122 | 12/03 | 82.5 | 64.9 | 81.2 | -3.3 | 25.1 |
| International business switched access toll service, inbound | | 517110-22123 | 12/03 | 63.5 | 62.3 | 64.3 | -15.2 | 3.2 |
| Business special access switched toll service, except private lines | | 517110-222 | 12/03 | 84.2 | 83.4 | 83.6 | -9.0 | .2 |
| Outbound business special access switched toll service | | 517110-2221 | 12/03 | 83.4 | 80.8 | 83.4 | -10.9 | 3.2 |
| Intrastate business special access switched toll service, outbound | | 517110-22211 | 12/03 | 68.0 | 69.3 | 64.7 | -34.7 | -6.6 |
| Interstate business special access switched toll service, outbound | | 517110-22212 | 12/03 | 73.3 | 70.9 | 76.9 | -14.8 | 8.5 |
| International business special access switched toll service, outbound | | 517110-22213 | 12/03 | 90.9 | 82.6 | 87.1 | -1.9 | 5.4 |
| Inbound business special access switched toll service | | 517110-2222 | 12/03 | 85.4 | 87.2 | 83.8 | -6.3 | -3.9 |
| Intrastate business special access switched toll service, inbound | | 517110-22221 | 12/03 | 83.2 | 90.3 | 75.8 | -20.3 | -16.1 |
| Interstate business special access switched toll service, inbound | | 517110-22222 | 12/03 | 71.1 | 72.8 | 69.7 | -8.8 | -4.3 |
| International business special access switched toll service, inbound | | 517110-22223 | 12/03 | 66.0 | 63.0 | 47.6 | -30.6 | -24.4 |
| Other toll service | | 517110-29 | 12/03 | 78.2 | 75.3 | 75.6 | -8.4 | .4 |
| Private line service | | 517110-3 | 12/03 | 101.0 | 101.1 | 101.9 | 1.4 | .8 |
| Intrastate private line service | | 517110-31 | 12/03 | 102.9 | 103.2 | 105.5 | 4.1 | 2.2 |
| Other telephone services | | 517110-9 | 12/03 | 101.1 | 101.1 | 101.1 | .5 | 0 |
| Wireless telecommunications carriers | 5172 | | 12/03 | 81.0 | 80.2 | 80.8 | -6.0 | .7 |
| Wireless telecommunications carriers | 51721 | | 12/03 | 81.0 | 80.2 | 80.8 | -6.0 | .7 |
| Paging | 517211 | | 12/03 | 91.3 | 90.2 | 90.4 | -1.7 | .2 |
| Primary services | | 517211-P | 06/99 | 95.9 | 94.6 | 94.9 | -1.8 | .3 |
| Paging | | 517211-1 | 06/99 | 95.9 | 94.6 | 94.9 | -1.8 | .3 |
| Cellular and other wireless carriers | 517212 | | 06/99 | 74.5 | 73.8 | 74.4 | -6.1 | .8 |
| Primary services | | 517212-P | 06/99 | 73.7 | 72.9 | 73.5 | -6.1 | .8 |
| Cellular and other wireless telecommunications | | 517212-1 | 06/99 | 73.7 | 72.9 | 73.5 | -6.1 | .8 |
| Cable and other program distribution | 5175 | | 12/03 | 107.9 | 109.4 | 110.1 | 3.2 | .6 |
| Cable and other program distribution | 51751 | | 12/03 | 107.9 | 109.4 | 110.1 | 3.2 | .6 |
| Cable and other program distribution | 517510 | | 12/03 | 107.9 | 109.4 | 110.1 | 3.2 | .6 |
| Primary services | | 517510-P | 12/03 | 108.1 | 109.7 | 110.4 | 3.3 | .6 |
| Cable and satellite subscriber services | | 517510-1 | 06/93 | 144.6 | 146.8 | 147.7 | 3.4 | .6 |
| Local cable system advertising services | | 517510-2 | 06/93 | 160.5 | 161.5 | 161.2 | 1.1 | -.2 |
| Other receipts | | 517510-SM | 12/03 | 104.5 | 104.5 | (³) | (³) | (³) |
| ISPs and Web search portals | 5181 | | 06/04 | 95.1 | 98.8 | 98.8 | 2.6 | 0 |
| ISPs and Web search portals | 51811 | | 06/04 | 95.1 | 98.8 | 98.8 | 2.6 | 0 |
| Internet service providers | 518111 | | 06/04 | 94.7 | 98.0 | 97.9 | 1.3 | -.1 |
| Primary services | | 518111-P | 06/04 | 93.7 | 97.8 | 97.8 | 1.8 | 0 |
| Dial-up and asymmetric DSL Internet access | | 518111-1 | 06/04 | 96.7 | 103.3 | 103.2 | 6.2 | -.1 |
| Leased line and symmetric DSL Internet access | | 518111-2 | 06/04 | 87.1 | 87.1 | 87.0 | -7.2 | -.1 |
| Other Internet access and related services | | 518111-3 | 06/04 | 96.2 | 96.1 | 96.1 | -.1 | 0 |

See footnotes at end of table.

Table 5. Producer price indexes for the net output of selected industries and their products, not seasonally adjusted
—Continued

| Industry and product ¹ | Industry code | Product code | Index base | Index | | | Percent change to June 2006 from: | |
|--|---------------|--------------|------------|------------------------|-----------------------|------------------------|-----------------------------------|------------------|
| | | | | Feb. 2006 ² | May 2006 ² | June 2006 ² | June 2005 | May 2006 |
| Internet service providers—Continued | | | | | | | | |
| Other receipts | | 518111-SM | 06/04 | 99.9 | 98.9 | 98.8 | -1.1 | -0.1 |
| Web search portals | 518112 | | 06/04 | 99.8 | 107.2 | 108.2 | 16.5 | .9 |
| Primary services | | 518112-P | 06/04 | 98.9 | 106.2 | 107.3 | 16.5 | 1.0 |
| Web search portal services | | 518112-1 | 06/04 | 98.9 | 106.2 | 107.3 | 16.5 | 1.0 |
| Other receipts | | 518112-SM | 06/04 | (³) | (³) | (³) | (³) | (³) |
| Data processing and related services | 5182 | | 12/03 | 99.3 | 99.8 | 99.6 | .6 | -.2 |
| Data processing and related services | 51821 | | 12/03 | 99.3 | 99.8 | 99.6 | .6 | -.2 |
| Data processing and related services | 518210 | | 12/00 | 102.5 | 103.1 | 102.8 | .6 | -.3 |
| Primary services | | 518210-P | 12/00 | 102.8 | 103.4 | 103.1 | .7 | -.3 |
| Transaction processing services | | 518210-1 | 12/00 | 103.0 | 104.1 | 103.5 | 1.0 | -.6 |
| Data entry services | | 518210-3 | 12/00 | 101.3 | 101.3 | 101.3 | .1 | 0 |
| Other data processing services | | 518210-4 | 12/00 | 104.8 | 104.8 | 104.8 | 0 | 0 |
| Other receipts | | 518210-SM | 12/00 | 100.3 | 100.3 | 100.3 | 0 | 0 |
| Depository credit intermediation | 5221 | | 12/03 | 108.6 | 109.7 | 115.4 | 9.8 | 5.2 |
| Commercial banking | 52211 | | 12/03 | 110.2 | 111.5 | 118.0 | 11.0 | 5.8 |
| Commercial banking | 522110 | | 12/03 | 110.2 | 111.5 | 118.0 | 11.0 | 5.8 |
| Primary services | | 522110-P | 12/03 | 110.2 | 111.5 | 118.0 | 11.0 | 5.8 |
| Loan services | | 522110-1 | 12/03 | 133.7 | 137.0 | 138.1 | 18.8 | .8 |
| Residential real estate loans, except home equity | | 522110-101 | 12/03 | 75.9 | 78.8 | 68.6 | -15.1 | -12.9 |
| Nonresidential real estate loans | | 522110-102 | 12/03 | 147.8 | 160.0 | 160.5 | 27.0 | .3 |
| Home equity loans | | 522110-103 | 12/03 | 189.1 | 185.0 | 193.1 | 25.4 | 4.4 |
| Commercial, industrial, and agricultural loans, except real estate | | 522110-105 | 12/03 | 165.1 | 170.9 | 175.5 | 29.4 | 2.7 |
| New and used auto and truck loans | | 522110-106 | 12/03 | 103.2 | 95.3 | 102.0 | 6.7 | 7.0 |
| Credit cards, overdraft credit, and related plans | | 522110-107 | 12/03 | 127.5 | 118.0 | 125.6 | 17.7 | 6.4 |
| Other loan services | | 522110-108 | 12/03 | 104.4 | 96.3 | 100.6 | 3.1 | 4.5 |
| Deposit services | | 522110-2 | 12/03 | 94.6 | 94.8 | 105.4 | 5.6 | 11.2 |
| Trust services | | 522110-3 | 12/03 | 103.2 | 101.5 | 105.1 | 5.2 | 3.5 |
| Other banking services | | 522110-4 | 12/03 | 106.7 | 106.3 | 106.6 | -.3 | .3 |
| Savings institutions | 52212 | | 12/03 | 99.9 | 99.3 | 101.2 | 2.7 | 1.9 |
| Savings institutions | 522120 | | 12/03 | 99.9 | 99.3 | 101.2 | 2.7 | 1.9 |
| Primary services | | 522120-P | 12/03 | 100.0 | 99.5 | 101.4 | 2.9 | 1.9 |
| Loan services | | 522120-1 | 12/03 | 90.6 | 86.4 | 85.6 | .6 | -.9 |
| Residential real estate loans, except home equity | | 522120-101 | 12/03 | 82.1 | 80.9 | 78.1 | -.9 | -3.5 |
| Nonresidential real estate loans | | 522120-102 | 12/03 | 126.0 | 114.1 | 115.5 | 2.5 | 1.2 |
| Home equity loans | | 522120-103 | 12/03 | 130.5 | 121.2 | 128.5 | 26.5 | 6.0 |
| Commercial, industrial, and agricultural loans, except real estate | | 522120-105 | 12/03 | 138.1 | 113.1 | 127.0 | 5.7 | 12.3 |
| New and used auto and truck loans | | 522120-106 | 12/03 | 67.1 | 58.4 | 58.6 | -16.3 | .3 |
| Other loan services | | 522120-108 | 12/03 | 89.9 | 79.0 | 83.0 | -11.3 | 5.1 |
| Deposit services | | 522120-2 | 12/03 | 111.7 | 115.8 | 121.0 | 4.9 | 4.5 |
| Other banking services | | 522120-3 | 12/03 | 110.3 | 110.3 | 110.3 | 7.6 | 0 |
| Security, commodity contracts and like activity | 523 | | 12/03 | 111.4 | 113.0 | 113.6 | 4.1 | .5 |
| Scrtcy and comdty contracts intermed and brokerage | 5231 | | 06/00 | 88.9 | 89.6 | 90.1 | 2.0 | .6 |
| Investment banking & securities dealing | 52311 | | 12/03 | 110.1 | 110.6 | 111.6 | 2.3 | .9 |
| Investment banking and securities dealing | 523110 | | 12/03 | 110.1 | 110.6 | 111.6 | 2.3 | .9 |
| Primary services | | 523110-P | 12/03 | 110.8 | 111.3 | 112.3 | 2.7 | .9 |
| Dealer transactions | | 523110-2 | 06/00 | 66.8 | 66.5 | 64.1 | -11.0 | -3.6 |
| Dealer transactions, market making in over-the-counter equities | | 523110-201 | 06/05 | 101.5 | 108.6 | 96.0 | -4.0 | -11.6 |
| Dealer transactions, debt securities and all other trading | | 523110-202 | 06/00 | 98.4 | 97.4 | 94.6 | -11.3 | -2.9 |
| Investment banking services | | 523110-3 | 06/00 | 119.3 | 119.7 | 120.2 | 4.2 | .4 |
| Other investment banking & securities dealing services | | 523110-4 | 12/03 | 126.4 | 128.5 | 136.1 | 16.8 | 5.9 |
| Other receipts | | 523110-SM | 12/03 | (³) | (³) | (³) | (³) | (³) |
| Securities brokerage | 52312 | | 12/03 | 103.0 | 104.5 | 104.3 | 1.7 | -.2 |
| Securities brokerage | 523120 | | 12/03 | 103.0 | 104.5 | 104.3 | 1.7 | -.2 |
| Primary services | | 523120-P | 12/03 | 103.0 | 104.7 | 104.5 | 1.7 | -.2 |
| Brokerage services | | 523120-1 | 06/00 | 97.9 | 97.9 | 97.6 | -.1 | -.3 |
| Brokerage services, exchange-listed equities | | 523120-101 | 06/00 | 100.3 | 100.7 | 101.1 | 1.9 | .4 |
| Brokerage services, all other securities | | 523120-102 | 06/00 | 94.4 | 93.8 | 92.4 | -3.3 | -1.5 |
| Other securities related services including margin lending and mutual fund sales | | 523120-4 | 06/00 | 77.6 | 80.8 | 80.8 | 4.4 | 0 |
| Other receipts | | 523120-SM | 12/03 | 102.2 | 102.2 | 102.2 | 2.2 | 0 |

See footnotes at end of table.

Table 5. Producer price indexes for the net output of selected industries and their products, not seasonally adjusted
—Continued

| Industry and product ¹ | Industry code | Product code | Index base | Index | | | Percent change to June 2006 from: | |
|---|---------------|--------------|------------|------------------------|-----------------------|------------------------|-----------------------------------|------------------|
| | | | | Feb. 2006 ² | May 2006 ² | June 2006 ² | June 2005 | May 2006 |
| Portfolio management | 52392 | | 12/03 | 122.9 | 126.3 | 127.2 | 9.5 | 0.7 |
| Portfolio management | 523920 | | 06/02 | 121.3 | 124.6 | 125.5 | 9.4 | .7 |
| Primary services | | 523920-P | 06/02 | 126.0 | 129.9 | 130.8 | 10.8 | .7 |
| Mutual fund management | | 523920-1 | 06/02 | 130.2 | 137.1 | 139.6 | 14.6 | 1.8 |
| Private portfolio management | | 523920-2 | 06/02 | 122.2 | 124.3 | 124.3 | 8.5 | 0 |
| Other receipts | | 523920-SM | 06/02 | 88.3 | (³) | (³) | (³) | (³) |
| Investment advice | 52393 | | 12/03 | 104.8 | 104.8 | 104.8 | 0 | 0 |
| Investment advice | 523930 | | 12/03 | 104.8 | 104.8 | 104.8 | 0 | 0 |
| Primary services | | 523930-P | 06/02 | 110.3 | 110.3 | 110.3 | 0 | 0 |
| Investment advice | | 523930-1 | 06/02 | 110.3 | 110.3 | 110.3 | 0 | 0 |
| Insurance carriers and related activities | 524 | | 12/03 | 105.8 | 106.2 | 106.3 | 1.7 | .1 |
| Insurance carriers | 5241 | | 12/03 | 105.8 | 106.2 | 106.3 | 1.7 | .1 |
| Direct life/health/medical insurance carriers | 52411 | | 12/03 | 107.0 | 107.5 | 107.5 | 2.3 | 0 |
| Direct life insurance carriers | 524113 | | 12/98 | 106.9 | 106.9 | 106.9 | .5 | 0 |
| Primary services | | 524113-P | 12/98 | 106.7 | 106.7 | 106.7 | .5 | 0 |
| Life insurance policies | | 524113-1 | 12/98 | 102.7 | 102.8 | 102.8 | .5 | 0 |
| Individual life insurance policies | | 524113-101 | 12/98 | 106.4 | 106.6 | 106.6 | .7 | 0 |
| Term life insurance policies | | 524113-10101 | 12/98 | 105.9 | 106.3 | 106.2 | .6 | -.1 |
| Whole life insurance policies | | 524113-10102 | 12/98 | 108.9 | 109.0 | 109.0 | .5 | 0 |
| Universal life insurance policies | | 524113-10103 | 12/98 | 105.8 | 105.9 | 105.9 | 1.2 | 0 |
| Other individual life and disability insurance policies | | 524113-10104 | 12/98 | 105.4 | 105.4 | 105.4 | 0 | 0 |
| Group life insurance policies | | 524113-102 | 12/98 | 96.3 | 96.3 | 96.3 | 0 | 0 |
| Annuities | | 524113-2 | 12/98 | 124.6 | 124.2 | 124.2 | .2 | 0 |
| Variable deferred annuities | | 524113-201 | 12/98 | 138.6 | 138.6 | 138.6 | 2.2 | 0 |
| Fixed-rate deferred annuities | | 524113-202 | 12/98 | 117.5 | 117.7 | 117.7 | .6 | 0 |
| Immediate annuities | | 524113-203 | 12/98 | 117.6 | 116.5 | 116.5 | -2.2 | 0 |
| Direct health and medical insurance carriers | 524114 | | 12/02 | 120.2 | 121.3 | 121.4 | 3.9 | .1 |
| Primary services | | 524114-P | 12/02 | 121.1 | 122.3 | 122.4 | 4.2 | .1 |
| Medical service plans | | 524114-1 | 12/02 | 123.9 | 125.2 | 125.3 | 4.6 | .1 |
| Group comprehensive medical service plans | | 524114-101 | 12/02 | 123.2 | 123.7 | 123.7 | 3.3 | 0 |
| Group managed care medical service plans | | 524114-10101 | 12/02 | 122.7 | 123.0 | 123.0 | 3.5 | 0 |
| Group fee-for-service medical service plans | | 524114-10102 | 12/02 | 124.0 | 125.0 | 125.0 | 2.8 | 0 |
| Other group and individual medical service plans | | 524114-102 | 12/02 | 125.9 | 129.4 | 129.9 | 8.3 | .4 |
| Individual comprehensive medical service plans | | 524114-10201 | 12/02 | 142.6 | 153.4 | 153.8 | 15.1 | .3 |
| Dental service plans | | 524114-10202 | 12/02 | 112.4 | 112.9 | 112.9 | 1.3 | 0 |
| Supplemental Medicare service plans | | 524114-10203 | 12/02 | 107.7 | 108.3 | 108.9 | 2.7 | .6 |
| Other medical service plans | | 524114-10204 | 12/02 | 134.9 | 134.9 | 136.0 | 9.4 | .8 |
| Accident and health insurance | | 524114-2 | 12/02 | 104.0 | 104.0 | 104.0 | .9 | 0 |
| Other receipts | | 524114-SM | 12/02 | 106.9 | 106.9 | 106.9 | .4 | 0 |
| Other direct insurance carriers | 52412 | | 12/98 | 121.4 | 121.5 | 121.7 | .6 | .2 |
| Property and casualty insurance | 524126 | | 06/98 | 121.5 | 121.6 | 121.8 | .6 | .2 |
| Primary services | | 524126-P | 06/98 | 121.6 | 121.7 | 121.9 | .6 | .2 |
| Private passenger auto insurance | | 524126-1 | 06/98 | 125.6 | 125.8 | 126.0 | .3 | .2 |
| Homeowner's insurance | | 524126-2 | 06/98 | 152.4 | 152.7 | 153.5 | 2.3 | .5 |
| Commercial auto insurance | | 524126-3 | 06/98 | 115.0 | 115.0 | 115.0 | 0 | 0 |
| Non-auto liability insurance | | 524126-4 | 06/98 | 113.5 | 113.8 | 113.9 | 1.2 | .1 |
| Medical malpractice insurance | | 524126-402 | 06/98 | 126.0 | 125.9 | 125.9 | .7 | 0 |
| Product and other non-auto liability insurance | | 524126-403 | 06/98 | 110.0 | 110.4 | 110.5 | 1.3 | .1 |
| Commercial multiple peril insurance | | 524126-5 | 06/98 | 111.3 | 111.3 | 111.3 | .4 | 0 |
| Worker's compensation insurance | | 524126-6 | 06/98 | 112.8 | 113.5 | 113.6 | .9 | .1 |
| Other property and casualty insurance | | 524126-7 | 12/03 | 101.9 | 101.4 | 101.4 | -.1 | 0 |
| Insurance agencies and brokerages | 52421 | | 12/03 | 101.9 | 102.2 | 102.2 | .4 | 0 |
| Insurance agencies and brokerages | 524210 | | 12/02 | 105.5 | 105.8 | 105.8 | .4 | 0 |
| Primary services | | 524210-P | 12/02 | 105.8 | 106.2 | 106.2 | .5 | 0 |
| Sale of property and casualty insurance | | 524210-11 | 12/02 | 105.3 | 105.5 | 105.5 | .2 | 0 |
| Sale of private passenger auto insurance | | 524210-111 | 12/02 | 101.5 | 101.5 | 101.5 | 0 | 0 |
| Sale of homeowner's insurance | | 524210-112 | 12/02 | 107.1 | 107.0 | 107.0 | -.1 | 0 |
| Sale of other property and casualty insurance | | 524210-113 | 12/02 | 108.2 | 108.5 | 108.5 | .4 | 0 |
| Sale of life insurance and annuities | | 524210-12 | 12/02 | 101.4 | 101.3 | 101.3 | -.1 | 0 |
| Sale of health insurance | | 524210-13 | 12/02 | 112.3 | 114.1 | 114.1 | 1.7 | 0 |
| Sale of other insurance | | 524210-14 | 12/02 | 100.3 | 100.3 | 100.3 | .1 | 0 |
| Other receipts | | 524210-SM | 12/02 | 100.8 | 100.8 | 100.8 | 0 | 0 |
| Lessors of nonres bldg (exc miniwarehouse) | 53112 | | 12/03 | 105.5 | 107.2 | 108.3 | 4.2 | 1.0 |

See footnotes at end of table.

Table 5. Producer price indexes for the net output of selected industries and their products, not seasonally adjusted

—Continued

| Industry and product ¹ | Industry code | Product code | Index base | Index | | | Percent change to June 2006 from: | |
|---|---------------|--------------|------------|------------------------|-----------------------|------------------------|-----------------------------------|------------------|
| | | | | Feb. 2006 ² | May 2006 ² | June 2006 ² | June 2005 | May 2006 |
| Lessors of nonres bldg (exc miniwarehouse) | 531120 | | 12/95 | 123.4 | 125.4 | 126.7 | 4.3 | 1.0 |
| Primary services | | 531120-P | 12/95 | 121.2 | 123.6 | 125.2 | 5.2 | 1.3 |
| Lessors of shopping centers and retail stores | | 531120-1 | 12/95 | 113.1 | 112.9 | 117.4 | 7.8 | 4.0 |
| Leasing of open shopping centers | | 531120-104 | 12/02 | 108.8 | 109.1 | 113.1 | 5.5 | 3.7 |
| Leasing of enclosed shopping centers | | 531120-105 | 12/02 | 101.9 | 100.7 | 105.6 | 14.4 | 4.9 |
| Lessors of professional and office buildings | | 531120-2 | 12/95 | 126.0 | 128.0 | 126.2 | 1.4 | -1.4 |
| Lessors of manufacturing and industrial buildings | | 531120-3 | 12/95 | 124.2 | 130.6 | 127.3 | 2.7 | -2.5 |
| Lessors of other nonresidential buildings and facilities | | 531120-7 | 12/02 | 105.2 | 112.2 | 127.6 | 23.9 | 13.7 |
| Other receipts | | 531120-SM | 12/95 | 152.2 | (³) | 152.2 | 0 | (³) |
| Lessors of miniwarehouse and self storage units | 531113 | | 12/03 | 107.9 | 109.1 | 109.7 | 2.9 | .5 |
| Lessors of miniwarehouse and self storage units | 531130 | | 12/03 | 107.9 | 109.1 | 109.7 | 2.9 | .5 |
| Primary services | | 531130-P | 06/93 | 162.6 | 164.5 | 165.5 | 2.4 | .6 |
| Lessors of miniwarehouses and self storage units | | 531130-1 | 06/93 | 162.6 | 164.5 | 165.5 | 2.4 | .6 |
| Other receipts | | 531130-SM | 12/03 | 112.0 | 112.0 | 112.0 | 12.0 | 0 |
| Offices of real estate agents and brokers | 5312 | | 12/03 | 110.4 | 110.6 | 111.0 | 1.9 | .4 |
| Offices of real estate agents and brokers | 53121 | | 12/03 | 110.4 | 110.6 | 111.0 | 1.9 | .4 |
| Offices of real estate agents and brokers | 531210 | | 12/03 | 110.3 | 110.5 | 110.9 | 1.9 | .4 |
| Primary services | | 531210-P | 12/03 | 110.0 | 110.1 | 110.6 | 2.1 | .5 |
| Residential property sales and rental, brokerage fees, and commissions | | 531210-1 | 12/95 | 146.0 | 145.6 | 146.3 | 2.2 | .5 |
| Nonresidential property sales, brokerage fees, and commissions | | 531210-3 | 12/95 | 114.6 | 114.6 | (³) | (³) | (³) |
| Nonresidential property rental, brokerage fees, and commissions | | 531210-4 | 12/95 | 109.2 | 115.6 | (³) | (³) | (³) |
| Other real estate agent & broker services, incl fees from land sales & rental | | 531210-5 | 12/03 | 100.0 | (³) | (³) | (³) | (³) |
| Other receipts | | 531210-SM | 12/03 | 116.6 | (³) | (³) | (³) | (³) |
| Real estate property managers | 53131 | | 12/03 | 102.7 | 104.3 | 104.0 | 1.5 | -.3 |
| Residential property managers | 531311 | | 12/03 | 104.1 | 105.8 | 104.7 | 1.2 | -1.0 |
| Primary services | | 531311-P | 12/03 | 105.1 | 107.3 | 105.8 | 1.2 | -1.4 |
| Residential property managers | | 531311-1 | 12/95 | 109.8 | 112.1 | 110.5 | 1.2 | -1.4 |
| Other receipts | | 531311-SM | 12/03 | 98.5 | 97.6 | 99.3 | 1.2 | 1.7 |
| Nonresidential property managers | 531312 | | 12/03 | 100.4 | 101.8 | 102.9 | 2.0 | 1.1 |
| Primary services | | 531312-P | 12/03 | 100.4 | 101.8 | 102.9 | 2.0 | 1.1 |
| Nonresidential property managers | | 531312-1 | 12/95 | 111.5 | 113.1 | 114.2 | 2.0 | 1.0 |
| Offices of real estate appraisers | 531320 | | 12/03 | 105.9 | 107.1 | 107.6 | 3.2 | .5 |
| Primary services | | 531320-P | 12/03 | 103.1 | 104.3 | 104.8 | 2.1 | .5 |
| Offices of real estate appraisers | | 531320-1 | 12/95 | 110.2 | 111.4 | 112.0 | 2.2 | .5 |
| Automotive equipment rental and leasing | 5321 | | 06/01 | 114.4 | 112.2 | 115.0 | 6.5 | 2.5 |
| Passenger car rental and leasing | 53211 | | 12/03 | 108.0 | 104.7 | 108.7 | 10.6 | 3.8 |
| Passenger car rental | 532111 | | 12/91 | 158.7 | 153.7 | 159.7 | 10.6 | 3.9 |
| Primary services | | 532111-P | 12/91 | 156.9 | 151.2 | 157.6 | 8.2 | 4.2 |
| Car rental, standard | | 532111-2 | 12/91 | 159.3 | 153.0 | 156.7 | 10.4 | 2.4 |
| Business travel | | 532111-211 | 12/98 | 108.0 | 107.9 | 108.2 | 3.7 | .3 |
| Leisure travel | | 532111-221 | 12/98 | 147.0 | 136.8 | 142.5 | 16.2 | 4.2 |
| Car rental, replacement | | 532111-3 | 12/91 | 160.2 | 156.5 | 172.4 | 1.8 | 10.2 |
| Other receipts | | 532111-SM | 12/91 | 191.0 | 197.4 | 197.4 | 58.2 | 0 |
| Truck, utility trailer and RV rental and leasing | 53212 | | 12/03 | 99.1 | 99.4 | 99.4 | -.9 | 0 |
| Truck, utility trailer and RV rental and leasing | 532120 | | 06/91 | 113.7 | 114.1 | 114.2 | -.9 | .1 |
| Primary services | | 532120-P | 06/91 | 112.4 | 112.9 | 113.0 | -1.1 | .1 |
| Truck and utility trailer rental | | 532120-1 | 06/91 | 110.9 | 111.1 | 111.1 | -2.9 | 0 |
| Truck, truck tractor and truck trailer leasing | | 532120-2 | 06/91 | 110.7 | 110.9 | 110.9 | .4 | 0 |
| Truck leasing | | 532120-211 | 06/91 | 117.6 | 118.1 | 118.0 | .6 | -.1 |
| Truck tractor leasing | | 532120-212 | 06/91 | 107.3 | 107.3 | 107.3 | 0 | 0 |
| Truck trailer leasing | | 532120-213 | 06/91 | 101.9 | 102.0 | 102.1 | .5 | .1 |
| Recreational vehicle rental | | 532120-3 | 12/98 | 108.6 | 123.5 | 126.9 | 5.2 | 2.8 |
| Other receipts | | 532120-SM | 06/91 | 117.9 | 117.8 | 117.8 | -.3 | 0 |
| Const/mining/forestry equip rental and leasing | 532412 | | 12/03 | 109.0 | 109.3 | 109.8 | 2.4 | .5 |
| Primary services | | 532412-P | 12/03 | 107.1 | 107.5 | 107.5 | 2.9 | 0 |
| Construction equipment rental and leasing | | 532412-1 | 12/03 | 106.9 | 107.3 | 107.4 | 3.5 | .1 |
| Oilfield and well drilling equipment rental and leasing | | 532412-2 | 12/03 | 107.8 | 107.9 | 107.8 | 1.0 | -.1 |
| Other receipts | | 532412-SM | 12/03 | 117.4 | 117.8 | 120.1 | .6 | 2.0 |
| Legal services | 5411 | | 12/96 | 144.1 | 144.8 | 144.8 | 4.7 | 0 |
| Offices of lawyers | 54111 | | 12/96 | 144.1 | 144.8 | 144.8 | 4.7 | 0 |

See footnotes at end of table.

Table 5. Producer price indexes for the net output of selected industries and their products, not seasonally adjusted
—Continued

| Industry and product ¹ | Industry code | Product code | Index base | Index | | | Percent change to June 2006 from: | |
|--|---------------|--------------|------------|------------------------|-----------------------|------------------------|-----------------------------------|----------|
| | | | | Feb. 2006 ² | May 2006 ² | June 2006 ² | June 2005 | May 2006 |
| Offices of lawyers | 541110 | | 12/96 | 144.1 | 144.8 | 144.8 | 4.7 | 0.0 |
| Primary services | | 541110-P | 12/96 | 143.7 | 144.4 | 144.4 | 4.7 | 0 |
| Corporate legal services | | 541110-1 | 12/96 | 158.3 | 159.0 | 159.3 | 7.3 | .2 |
| Real estate legal services | | 541110-2 | 12/96 | 139.0 | 139.4 | 139.1 | 4.1 | -.2 |
| Civil negligence legal services | | 541110-3 | 12/96 | 129.5 | 129.6 | 129.8 | 3.3 | .2 |
| Defendant representation | | 541110-301 | 12/96 | 151.5 | 151.6 | 152.1 | 4.9 | .3 |
| Plaintiff representation | | 541110-302 | 12/96 | 103.5 | 103.5 | 103.5 | .2 | 0 |
| Banking and commercial legal services | | 541110-4 | 12/96 | 167.1 | 167.4 | 167.4 | 6.8 | 0 |
| Insurance legal services | | 541110-5 | 12/96 | 128.2 | 128.4 | 128.2 | 4.2 | -.2 |
| Wills, estate planning, and probate | | 541110-6 | 12/96 | 146.4 | 146.0 | 146.5 | 3.1 | .3 |
| Other legal services | | 541110-7 | 12/96 | 144.3 | 145.7 | 145.5 | 4.2 | -.1 |
| Offices of certified public accountants | 541211 | | 12/03 | 105.9 | 105.3 | 105.3 | 2.3 | 0 |
| Primary services | | 541211-P | 12/03 | 105.0 | 104.4 | 104.3 | .9 | -.1 |
| Auditing | | 541211-4 | 06/95 | 142.0 | 141.1 | 141.1 | -1.6 | 0 |
| Tax preparation and planning | | 541211-5 | 06/95 | 130.9 | 127.0 | 128.2 | 1.3 | .9 |
| Compilation and review | | 541211-6 | 06/95 | 136.3 | 138.0 | 136.3 | 1.3 | -1.2 |
| Bookkeeping and billing services | | 541211-7 | 12/02 | 104.2 | 104.7 | 104.4 | 3.7 | -.3 |
| Multiple services transactions and other accounting services | | 541211-8 | 06/95 | 122.2 | 121.9 | 122.3 | 2.1 | .3 |
| Other receipts | | 541211-SM | 12/03 | 110.5 | 110.5 | 110.5 | 10.5 | 0 |
| Other accounting services | 541219 | | 12/03 | 100.6 | 100.8 | 100.6 | -.2 | -.2 |
| Primary services | | 541219-P | 12/03 | 100.6 | 100.6 | 100.6 | -.1 | 0 |
| Other accounting services | | 541219-1 | 12/03 | 100.6 | 100.6 | 100.6 | -.1 | 0 |
| Architectural, engineering and related services | 5413 | | 12/96 | 132.7 | 134.5 | 134.4 | 4.3 | -.1 |
| Architectural services | 54131 | | 12/03 | 105.2 | 105.5 | 105.4 | 3.2 | -.1 |
| Architectural services | 541310 | | 12/96 | 127.1 | 127.4 | 127.3 | 3.3 | -.1 |
| Primary services | | 541310-P | 12/96 | 130.6 | 131.0 | 130.9 | 4.0 | -.1 |
| Residential dwelling architecture | | 541310-1 | 12/96 | 144.3 | 144.3 | 144.3 | 3.1 | 0 |
| Commercial and industrial architecture | | 541310-2 | 12/96 | 129.4 | 130.4 | 130.2 | 3.8 | -.2 |
| Public and institutional facility architecture | | 541310-3 | 12/96 | 128.1 | 128.1 | 128.1 | 4.7 | 0 |
| Architectural advisory and predesign services | | 541310-5 | 06/03 | 107.7 | 107.7 | 107.7 | 3.3 | 0 |
| Other architectural services | | 541310-6 | 12/96 | 124.8 | 124.8 | 124.8 | 4.0 | 0 |
| Other receipts | | 541310-SM | 12/96 | 158.5 | 158.5 | 158.5 | 1.0 | 0 |
| Engineering services | 54133 | | 12/03 | 106.0 | 107.7 | 107.6 | 4.5 | -.1 |
| Engineering services | 541330 | | 12/96 | 133.8 | 136.0 | 135.9 | 4.5 | -.1 |
| Primary services | | 541330-P | 12/96 | 132.4 | 133.7 | 133.5 | 3.6 | -.1 |
| Building-related engineering | | 541330-1 | 12/96 | 129.7 | 131.1 | 131.1 | 4.4 | 0 |
| Nonbuilding-related engineering | | 541330-2 | 12/96 | 132.2 | 133.4 | 133.1 | 2.7 | -.2 |
| Other receipts | | 541330-SM | 12/96 | 140.1 | 146.3 | 146.3 | 8.4 | 0 |
| Retained executive recruiting | 541619 | | 12/03 | 100.6 | 100.6 | 100.6 | 0 | 0 |
| Primary services | | 541619-P | 12/01 | 100.9 | 100.9 | 100.9 | 0 | 0 |
| Retained executive recruiting | | 541619-5 | 12/01 | 100.9 | 100.9 | 100.9 | 0 | 0 |
| Advertising agencies | 54181 | | 12/03 | 103.6 | 103.7 | 103.7 | 2.2 | 0 |
| Advertising agencies | 541810 | | 06/95 | 125.5 | 125.7 | 125.8 | 2.2 | .1 |
| Primary services | | 541810-P | 06/95 | 126.5 | 126.6 | 126.7 | 2.1 | .1 |
| Ad creation, billed separately | | 541810-1 | 06/95 | 126.3 | 126.1 | 126.3 | .8 | .2 |
| Media placement, incl. ad creation not billed separately | | 541810-2 | 06/95 | 124.7 | 125.0 | 125.0 | 3.1 | 0 |
| Newspapers | | 541810-201 | 06/95 | 179.4 | 179.4 | 179.4 | 7.4 | 0 |
| Periodicals | | 541810-202 | 06/95 | 129.4 | 130.7 | 130.7 | 2.4 | 0 |
| Television | | 541810-203 | 06/95 | 115.3 | 115.3 | 115.3 | 1.3 | 0 |
| Radio, Internet, and other media placements | | 541810-204 | 06/95 | 112.8 | 112.8 | 112.8 | .8 | 0 |
| Other receipts | | 541810-SM | 06/95 | 114.1 | 118.1 | 118.1 | 9.5 | 0 |
| Employment services | 5613 | | 12/96 | 117.8 | 118.4 | 118.9 | 2.9 | .4 |
| Employment placement agencies | 56131 | | 12/03 | 104.0 | 103.5 | 104.0 | -1.4 | .5 |
| Employment placement agencies | 561310 | | 12/03 | 104.0 | 103.5 | 104.0 | -1.4 | .5 |
| Primary services | | 561310-P | 12/03 | 104.1 | 103.5 | 104.1 | -1.5 | .6 |
| Contingency payment recruiting | | 561310-1 | 12/01 | 97.2 | 95.9 | 97.2 | -4.8 | 1.4 |
| Information technology | | 561310-111 | 12/01 | 98.1 | 84.2 | 98.1 | -12.3 | 16.5 |
| Engineering, manufacturing, and technology | | 561310-121 | 06/94 | 97.3 | 100.3 | 98.0 | -14.3 | -2.3 |
| Accounting and financial | | 561310-131 | 06/94 | 102.4 | 105.6 | 102.4 | 2.5 | -3.0 |
| Sales and marketing | | 561310-141 | 06/94 | 98.8 | 98.8 | 98.8 | -2.4 | 0 |
| Operations, administration, and human resources | | 561310-151 | 12/01 | 108.8 | 108.8 | 108.8 | -2.4 | 0 |
| Other occupations | | 561310-161 | 06/94 | 109.1 | 109.1 | 109.1 | -.4 | 0 |
| Internet recruiting services | | 561310-2 | 12/01 | 133.0 | 134.7 | 132.8 | 7.0 | -1.4 |
| Other receipts | | 561310-SM | 12/03 | 103.0 | 103.0 | 103.0 | -3 | 0 |

See footnotes at end of table.

Table 5. Producer price indexes for the net output of selected industries and their products, not seasonally adjusted
—Continued

| Industry and product ¹ | Industry code | Product code | Index base | Index | | | Percent change to June 2006 from: | |
|--|---------------|--------------|------------|------------------------|-----------------------|------------------------|-----------------------------------|------------------|
| | | | | Feb. 2006 ² | May 2006 ² | June 2006 ² | June 2005 | May 2006 |
| Temporary help services | 56132 | | 12/03 | 105.3 | 106.1 | 106.7 | 3.4 | 0.6 |
| Temporary help services | 561320 | | 12/03 | 105.3 | 106.1 | 106.7 | 3.4 | .6 |
| Primary services | | 561320-P | 06/94 | 121.5 | 122.5 | 123.1 | 3.5 | .5 |
| Office and clerical occupations | | 561320-1 | 06/94 | 126.9 | 127.6 | 128.9 | 4.2 | 1.0 |
| Light and heavy industrial occupations | | 561320-2 | 06/94 | 122.4 | 124.6 | 124.4 | 2.7 | -.2 |
| Technical and professional occupations | | 561320-3 | 06/94 | 76.4 | 75.7 | 76.3 | 3.8 | .8 |
| Medical personnel occupations | | 561320-4 | 06/94 | 134.2 | 134.2 | 134.2 | 7.2 | 0 |
| Other temporary help supply services | | 561320-5 | 06/94 | 129.5 | 129.2 | 130.8 | 3.1 | 1.2 |
| Other receipts | | 561320-SM | 12/03 | 116.8 | 116.8 | 118.2 | 1.2 | 1.2 |
| Employee leasing services | 56133 | | 12/03 | 104.8 | 104.8 | 104.8 | 2.3 | 0 |
| Employee leasing services | 561330 | | 12/03 | 104.8 | 104.8 | 104.8 | 2.3 | 0 |
| Primary services | | 561330-P | 06/94 | 135.5 | 135.5 | 135.5 | 2.4 | 0 |
| Employee leasing services | | 561330-1 | 06/94 | 135.5 | 135.5 | 135.5 | 2.4 | 0 |
| Travel agencies | 56151 | | 12/03 | 98.3 | 97.7 | 99.3 | 4.0 | 1.6 |
| Travel agencies | 561510 | | 12/89 | 110.1 | 109.4 | 111.3 | 4.0 | 1.7 |
| Primary services | | 561510-P | 12/89 | 110.2 | 109.4 | 111.3 | 3.6 | 1.7 |
| Airline arrangements | | 561510-1 | 12/89 | 93.2 | 92.5 | 96.3 | 7.6 | 4.1 |
| Domestic flights | | 561510-111 | 12/89 | 103.2 | 103.2 | 108.6 | 10.0 | 5.2 |
| Business domestic airline bookings | | 561510-11101 | 06/02 | 92.6 | 92.6 | 96.0 | 3.7 | 3.7 |
| Leisure domestic airline bookings | | 561510-11102 | 06/02 | 88.3 | 88.3 | 93.9 | 15.2 | 6.3 |
| International flights | | 561510-112 | 12/89 | 61.3 | 59.0 | 59.0 | -1.7 | 0 |
| Business international airline bookings | | 561510-11201 | 06/02 | 94.1 | 94.4 | 94.3 | .1 | -.1 |
| Leisure international airline bookings | | 561510-11202 | 06/02 | 105.0 | 98.1 | 98.3 | -2.8 | .2 |
| Other travel arrangements, except airline | | 561510-2 | 12/89 | 156.1 | 155.1 | 155.2 | 1.0 | .1 |
| Hotel and car rental bookings | | 561510-211 | 12/89 | 169.9 | 169.5 | 169.5 | 2.2 | 0 |
| Cruise and tour bookings | | 561510-222 | 06/02 | 101.7 | 100.6 | 101.0 | .4 | .4 |
| Other travel arrangements and service fees | | 561510-233 | 06/02 | 86.1 | 85.4 | 84.9 | -1.4 | -.6 |
| Other receipts | | 561510-SM | 06/02 | 115.0 | (³) | (³) | (³) | (³) |
| Security guards and patrol services | 561612 | | 12/04 | 102.1 | 102.3 | 102.5 | 2.1 | .2 |
| Primary services | | 561612-P | 12/04 | 102.2 | 102.4 | 102.6 | 2.2 | .2 |
| Security guards and patrol services | | 561612-1 | 12/04 | 102.2 | 102.4 | 102.6 | 2.2 | .2 |
| Other receipts | | 561612-SM | 12/04 | 100.0 | 100.0 | 100.0 | 0 | 0 |
| Janitorial services | 56172 | | 12/03 | 102.6 | 103.5 | 103.7 | 1.8 | .2 |
| Janitorial services | 561720 | | 12/94 | 121.3 | 122.5 | 122.7 | 1.7 | .2 |
| Primary services | | 561720-P | 12/94 | 121.4 | 122.3 | 122.7 | 1.7 | .3 |
| Nonresidential cleaning services | | 561720-3 | 06/03 | 101.9 | 102.8 | 103.0 | 1.6 | .2 |
| Residential cleaning services | | 561720-4 | 06/03 | 112.2 | 112.2 | 113.0 | 2.9 | .7 |
| Other receipts | | 561720-SM | 12/94 | 117.9 | 121.2 | 120.3 | 2.5 | -.7 |
| Waste collection | 5621 | | 12/03 | 104.0 | 104.0 | 104.0 | 1.4 | 0 |
| Waste collection | 56211 | | 12/03 | 104.0 | 104.0 | 104.0 | 1.4 | 0 |
| Solid waste collection | 562111 | | 12/03 | 104.0 | 104.0 | 104.0 | 1.4 | 0 |
| Primary services | | 562111-P | 06/93 | 141.0 | 141.0 | 141.0 | 1.4 | 0 |
| Solid waste collection | | 562111-2 | 06/93 | 141.0 | 141.0 | 141.0 | 1.4 | 0 |
| Offices of physicians | 6211 | | 12/96 | 116.9 | 117.3 | 117.2 | .6 | -.1 |
| Offices of physicians | 62111 | | 12/96 | 116.9 | 117.3 | 117.2 | .6 | -.1 |
| Offices of physicians (exc mental health) | 621111 | | 12/93 | 126.2 | 126.6 | 126.5 | .6 | -.1 |
| Primary services | | 621111-P | 12/93 | 126.2 | 126.7 | 126.5 | .6 | -.2 |
| One and two physician practices and single specialty group practices | | 621111-4 | 12/93 | 124.9 | 124.9 | 124.9 | .3 | 0 |
| General/family practice | | 621111-411 | 12/93 | 133.1 | 132.8 | 132.8 | 1.1 | 0 |
| Internal medicine | | 621111-412 | 12/99 | 108.3 | 108.2 | 108.1 | -.3 | -.1 |
| General surgery and other surgical specialties | | 621111-413 | 12/99 | 103.5 | 103.5 | 103.5 | -.5 | 0 |
| Pediatrics | | 621111-414 | 12/93 | 178.1 | 178.1 | 178.1 | 3.5 | 0 |
| Obstetrics/gynecology | | 621111-415 | 12/93 | 132.7 | 132.7 | 132.7 | 0 | 0 |
| Other specialty | | 621111-419 | 12/99 | 112.4 | 112.5 | 112.5 | .3 | 0 |
| Multispecialty group practice | | 621111-5 | 12/93 | 131.6 | 133.4 | 132.9 | 1.4 | -.4 |
| Medical and diagnostic laboratories | 6215 | | 12/03 | 104.2 | 104.6 | 104.4 | .2 | -.2 |
| Medical and diagnostic laboratories | 62151 | | 12/03 | 104.2 | 104.6 | 104.4 | .2 | -.2 |
| Medical laboratories | 621511 | | 12/03 | 105.7 | 106.3 | 106.1 | .5 | -.2 |
| Primary services | | 621511-P | 06/94 | 125.9 | 126.6 | 126.3 | .4 | -.2 |
| Medical laboratories | | 621511-2 | 06/94 | 125.9 | 126.6 | 126.3 | .4 | -.2 |

See footnotes at end of table.

Table 5. Producer price indexes for the net output of selected industries and their products, not seasonally adjusted

—Continued

| Industry and product ¹ | Industry code | Product code | Index base | Index | | | Percent change to June 2006 from: | |
|--|---------------|--------------|------------|------------------------|-----------------------|------------------------|-----------------------------------|----------|
| | | | | Feb. 2006 ² | May 2006 ² | June 2006 ² | June 2005 | May 2006 |
| Diagnostic imaging centers | 621512 | | 12/03 | 101.5 | 101.5 | 101.5 | -0.1 | 0.0 |
| Primary services | | 621512-P | 06/94 | 106.6 | 106.6 | 106.6 | 0 | 0 |
| Diagnostic imaging centers | | 621512-4 | 06/94 | 106.6 | 106.6 | 106.6 | 0 | 0 |
| Home health care services | 6216 | | 12/96 | 121.6 | 121.5 | 121.6 | .7 | .1 |
| Home health care services | 62161 | | 12/96 | 121.6 | 121.5 | 121.6 | .7 | .1 |
| Home health care services | 621610 | | 12/96 | 121.6 | 121.6 | 121.7 | .7 | .1 |
| Primary services | | 621610-P | 12/96 | 117.8 | 117.7 | 117.8 | .7 | .1 |
| Public payors | | 621610-3 | 12/03 | 103.3 | 103.1 | 103.2 | 1.7 | .1 |
| Medicare payors | | 621610-31 | 12/96 | 120.9 | 120.4 | 120.7 | 1.6 | .2 |
| Non-Medicare public payors | | 621610-32 | 12/03 | 103.5 | 103.5 | 103.5 | 1.7 | 0 |
| Private payors | | 621610-4 | 12/03 | 101.3 | 101.4 | 101.4 | -4 | 0 |
| Other receipts | | 621610-SM | 12/96 | 190.2 | 190.2 | 190.2 | 0 | 0 |
| Hospitals | 622 | | 12/92 | 151.5 | 151.9 | 152.1 | 4.3 | .1 |
| General medical and surgical hospitals | 6221 | | 12/03 | 109.9 | 110.2 | 110.4 | 4.2 | .2 |
| General medical and surgical hospitals | 62211 | | 12/03 | 109.9 | 110.2 | 110.4 | 4.2 | .2 |
| General medical and surgical hospitals | 622110 | | 12/92 | 151.7 | 152.1 | 152.3 | 4.1 | .1 |
| Primary services | | 622110-P | 12/92 | 153.8 | 154.1 | 154.3 | 3.8 | .1 |
| Medicare patients | | 622110-2 | 12/92 | 135.4 | 135.0 | 134.7 | 3.5 | -.2 |
| Medicaid patients | | 622110-4 | 12/92 | 132.0 | 131.9 | 132.5 | 2.2 | .5 |
| All other patients | | 622110-6 | 12/92 | 169.3 | 170.3 | 170.6 | 4.5 | .2 |
| Diseases and disorders of the nervous system | | 622110-601 | 12/92 | 167.8 | 175.4 | 172.9 | 6.6 | -1.4 |
| Diseases and disorders of the ear, nose, mouth, and throat | | 622110-603 | 12/92 | 154.4 | 153.6 | 152.6 | 2.0 | -.7 |
| Diseases and disorders of the respiratory system | | 622110-604 | 12/92 | 164.8 | 164.8 | 164.8 | 6.1 | 0 |
| Diseases and disorders of the circulatory system | | 622110-605 | 12/92 | 170.2 | 170.3 | 170.8 | 4.3 | .3 |
| Diseases and disorders of the digestive system | | 622110-606 | 12/92 | 176.1 | 180.7 | 182.0 | 6.4 | .7 |
| Diseases and disorders of the hepatobiliary system and pancreas | | 622110-607 | 12/92 | 190.6 | 191.0 | 192.1 | 7.2 | .6 |
| Diseases and disorders of the musculoskeletal system and connective tissue | | 622110-608 | 12/92 | 161.8 | 161.6 | 162.7 | 4.7 | .7 |
| Diseases and disorders of the skin, subcutaneous tissue and breast | | 622110-609 | 12/92 | 177.3 | 177.5 | 177.3 | 3.3 | -.1 |
| Endocrine, nutritional, and metabolic diseases and disorders | | 622110-611 | 12/92 | 161.3 | 161.3 | 162.4 | 3.0 | .7 |
| Diseases and disorders of the kidney and urinary tract | | 622110-612 | 12/92 | 172.5 | 173.2 | 173.8 | 2.6 | .3 |
| Diseases and disorders of the male reproductive system | | 622110-613 | 12/92 | 203.3 | 222.2 | 220.5 | 15.3 | -.8 |
| Diseases and disorders of the female reproductive system | | 622110-614 | 12/92 | 170.7 | 169.8 | 171.7 | 7.0 | 1.1 |
| Pregnancy, childbirth, and the puerperium | | 622110-615 | 12/92 | 182.0 | 180.8 | 180.8 | 2.8 | 0 |
| Newborns and other neonates with conditions originating in the perinatal period | | 622110-616 | 12/92 | 178.4 | 178.4 | 178.8 | 4.0 | .2 |
| Diseases and disorders of the blood and blood forming organs and immun. diseases | | 622110-617 | 12/92 | 208.5 | 206.7 | 203.7 | 1.6 | -1.5 |
| Myeloproliferative diseases and disorders, and poorly differentiated neoplasms | | 622110-618 | 12/92 | 142.4 | 144.2 | 144.2 | -.8 | 0 |
| Infectious and parasitic diseases (systemic or unspecified sites) | | 622110-619 | 12/92 | 143.0 | 143.1 | 147.0 | 3.4 | 2.7 |
| Alcohol/drug use and alcohol/drug induced organic mental disorders | | 622110-622 | 12/92 | 185.9 | 185.9 | 185.9 | 5.3 | 0 |
| Injuries, poisonings, and toxic effects of drugs | | 622110-623 | 12/92 | 148.2 | 148.0 | 148.5 | 2.3 | .3 |
| Factors influencing health status and other contacts with health services | | 622110-625 | 12/92 | 149.1 | 149.1 | 149.1 | 1.6 | 0 |
| Multiple significant trauma | | 622110-626 | 12/00 | 118.8 | 118.8 | 118.8 | 1.0 | 0 |
| Human immunodeficiency virus infections | | 622110-627 | 12/00 | 123.5 | 118.5 | 117.2 | -.1 | -1.1 |
| Other diseases and disorders | | 622110-628 | 12/03 | 103.9 | 103.9 | 103.9 | 2.0 | 0 |
| Other receipts | | 622110-SM | 12/92 | 134.9 | 137.9 | 137.5 | 10.8 | -.3 |
| Psychiatric and substance abuse hospitals | 6222 | | 12/03 | 104.6 | 104.7 | 104.8 | 1.1 | .1 |
| Psychiatric and substance abuse hospitals | 62221 | | 12/03 | 104.6 | 104.7 | 104.8 | 1.1 | .1 |
| Psychiatric and substance abuse hospitals | 622210 | | 12/92 | 123.3 | 123.4 | 123.4 | 1.1 | 0 |
| Primary services | | 622210-P | 12/92 | 123.3 | 123.4 | 123.4 | 1.1 | 0 |
| Psychiatric hospitals | | 622210-3 | 12/92 | 123.6 | 123.7 | 123.7 | 1.1 | 0 |
| Substance abuse hospitals | | 622210-5 | 12/92 | 133.1 | 133.1 | 133.1 | .3 | 0 |
| Other specialty hospitals | 6223 | | 12/03 | 121.1 | 120.6 | 121.1 | 14.1 | .4 |
| Other specialty hospitals | 62231 | | 12/03 | 121.1 | 120.6 | 121.1 | 14.1 | .4 |
| Other specialty hospitals | 622310 | | 12/92 | 181.5 | 180.9 | 181.5 | 14.2 | .3 |
| Primary services | | 622310-P | 12/92 | 208.8 | 208.1 | 208.8 | 14.2 | .3 |
| Specialty, except psychiatric and substance abuse, hospitals | | 622310-6 | 12/92 | 208.8 | 208.1 | 208.8 | 14.2 | .3 |
| Nursing care facilities | 6231 | | 12/03 | 108.5 | 108.2 | 108.8 | 2.6 | .6 |
| Nursing care facilities | 62311 | | 12/03 | 108.5 | 108.2 | 108.8 | 2.6 | .6 |

See footnotes at end of table.

Table 5. Producer price indexes for the net output of selected industries and their products, not seasonally adjusted

—Continued

| Industry and product ¹ | Industry code | Product code | Index base | Index | | | Percent change to June 2006 from: | |
|--|---------------|--------------|------------|------------------------|-----------------------|------------------------|-----------------------------------|----------|
| | | | | Feb. 2006 ² | May 2006 ² | June 2006 ² | June 2005 | May 2006 |
| Nursing care facilities | 623110 | | 12/94 | 164.7 | 164.2 | 165.0 | 2.6 | 0.5 |
| Primary services | | 623110-P | 12/94 | 165.3 | 164.8 | 165.7 | 2.7 | .5 |
| Public payors | | 623110-1 | 12/94 | 162.4 | 162.2 | 162.6 | 1.2 | .2 |
| Private payors | | 623110-3 | 12/94 | 170.5 | 169.4 | 171.1 | 5.0 | 1.0 |
| Other receipts | | 623110-SM | 12/94 | 139.2 | 140.5 | 140.5 | 3.4 | 0 |
| Residential mental retardation facilities | 62321 | | 12/03 | 107.3 | 108.0 | 108.0 | 3.6 | 0 |
| Residential mental retardation facilities | 623210 | | 12/03 | 107.3 | 108.0 | 108.0 | 3.6 | 0 |
| Primary services | | 623210-P | 12/03 | 107.5 | 108.3 | 108.2 | 3.7 | -.1 |
| Residential mental retardation facilities | | 623210-1 | 12/03 | 107.5 | 108.3 | 108.2 | 3.7 | -.1 |
| Fitness and recreational sports centers | 71394 | | 12/04 | 98.5 | 98.8 | 99.2 | 1.3 | .4 |
| Fitness and recreational sports centers | 713940 | | 12/04 | 98.5 | 98.8 | 99.2 | 1.3 | .4 |
| Primary services | | 713940-P | 12/04 | 98.1 | 98.6 | 99.1 | 1.6 | .5 |
| Fitness and recreational facility memberships | | 713940-1 | 12/04 | 96.8 | 97.4 | 98.0 | 1.3 | .6 |
| Recreational facility admissions, classes, and other fitness center services | | 713940-2 | 12/04 | 103.2 | 103.3 | 103.3 | 2.8 | 0 |
| Other receipts | | 713940-SM | 12/04 | 100.7 | 99.8 | 99.9 | -.8 | .1 |
| Accommodation | 721 | | 12/96 | 133.5 | 137.1 | 138.1 | 3.9 | .7 |
| Accommodation | 7211 | | 12/96 | 133.5 | 137.1 | 138.1 | 3.9 | .7 |
| Hotels (exc casino hotels) and motels | 72111 | | 12/03 | 111.2 | 114.1 | 115.6 | 4.3 | 1.3 |
| Hotels (exc casino hotels) and motels | 721110 | | 12/03 | 111.2 | 114.1 | 115.6 | 4.3 | 1.3 |
| Primary services | | 721110-P | 12/03 | 111.6 | 114.7 | 116.2 | 4.5 | 1.3 |
| Guestroom rental | | 721110-1 | 12/03 | 112.2 | 116.2 | 118.3 | 4.7 | 1.8 |
| Limited service hotels and motels | | 721110-101 | 06/93 | 141.4 | 143.3 | 145.4 | 4.6 | 1.5 |
| Full service hotels and motels | | 721110-102 | 06/93 | 148.9 | 156.1 | 167.6 | 5.9 | 7.4 |
| Luxury and resort hotels, excluding casino hotels | | 721110-103 | 06/93 | 177.8 | 186.5 | 172.2 | 2.4 | -7.7 |
| Food and beverages | | 721110-2 | 12/03 | 109.6 | 110.1 | 109.7 | 4.0 | -.4 |
| Food and nonalcoholic beverages | | 721110-201 | 12/03 | 109.7 | 110.4 | 109.9 | 3.4 | -.5 |
| Alcoholic beverages | | 721110-202 | 12/03 | 109.3 | 108.9 | 108.9 | 6.0 | 0 |
| Other guest services | | 721110-4 | 12/03 | 109.7 | 110.3 | 110.9 | 2.8 | .5 |
| Other receipts | | 721110-SM | 12/03 | 101.5 | 101.5 | 101.5 | 0 | 0 |
| Casino hotels | 72112 | | 12/03 | 109.1 | 112.4 | 111.0 | 2.6 | -1.2 |
| Casino hotels | 721120 | | 12/03 | 109.1 | 112.4 | 111.0 | 2.6 | -1.2 |
| Primary services | | 721120-P | 12/03 | 109.7 | 112.7 | 111.0 | 2.5 | -1.5 |
| Casino hotel guestroom rental | | 721120-1 | 06/01 | 118.2 | 133.6 | 121.6 | 8.1 | -9.0 |
| Food and beverages | | 721120-2 | 12/03 | 108.9 | 109.7 | 113.3 | 5.2 | 3.3 |
| Food and nonalcoholic beverages | | 721120-201 | 12/03 | 107.7 | 108.0 | 113.0 | 5.1 | 4.6 |
| Alcoholic beverages | | 721120-202 | 12/03 | 111.9 | 114.1 | 114.1 | 5.6 | 0 |
| Other guest services | | 721120-4 | 12/03 | 114.3 | 114.8 | 115.0 | 11.5 | .2 |
| Casino gaming receipts | | 721120-5 | 06/01 | 106.2 | 107.2 | 106.4 | .4 | -.7 |
| Other receipts | | 721120-SM | 12/03 | 94.1 | 106.2 | 109.7 | 2.7 | 3.3 |
| Special indexes | | | | | | | | |
| Pharmaceutical preparations by Rx and OTC | 32541D | | | | | | | |
| Pharmaceutical preparations, non-prescription | | 32541D-OTC | 06/01 | 101.6 | 101.6 | 101.6 | 1.7 | 0 |
| Pharmaceutical preparations, prescription | | 32541D-RX | 06/01 | 126.7 | 129.7 | 130.1 | 8.1 | .3 |
| Premiums for property and casualty insurance ⁵ | 924126 | | 06/98 | 121.2 | 121.3 | 121.5 | .7 | .2 |
| Primary services | | 924126-P | 06/98 | 121.3 | 121.4 | 121.6 | .7 | .2 |
| Premiums for private passenger auto insurance | | 924126-1 | 06/98 | 123.6 | 123.8 | 124.1 | .4 | .2 |
| Premiums for homeowner's insurance | | 924126-2 | 06/98 | 154.5 | 154.9 | 155.4 | 2.2 | .3 |
| Premiums for commercial auto insurance | | 924126-3 | 06/98 | 114.2 | 114.2 | 114.2 | .2 | 0 |
| Premiums for non-auto liability insurance | | 924126-4 | 06/98 | 113.1 | 113.4 | 113.5 | 1.1 | .1 |
| Premiums for medical malpractice insurance | | 924126-402 | 06/98 | 124.7 | 124.6 | 124.6 | .5 | 0 |
| Premiums for product and other non-auto liability insurance | | 924126-403 | 06/98 | 109.8 | 110.2 | 110.3 | 1.2 | .1 |
| Premiums for commercial multiple peril insurance | | 924126-5 | 06/98 | 113.0 | 113.0 | 113.0 | .5 | 0 |
| Premiums for worker's compensation insurance | | 924126-6 | 06/98 | 113.9 | 114.7 | 114.7 | 1.7 | 0 |
| Premiums for other property and casualty insurance | | 924126-7 | 12/03 | 102.0 | 101.5 | 101.5 | -.1 | 0 |

¹ Industry and product class indexes may include products not shown separately.

² The indexes for February 2006 have been recalculated to incorporate late reports and corrections by respondents. All indexes are subject to revision 4 months after original publication.

³ Not available.

⁴ Seasonal product—no price available this month.

⁵ The special index for 924126, in which prices reflect premiums only, contrasts with the index shown elsewhere in this table for NAICS 524126, where prices reflect premiums plus the amount of investment income earned on the invested portion of the premium.

n.e.c. = Not elsewhere classified.

Note: NAICS 2002 replaced the SIC system beginning with the release of PPI data for January 2004. See <http://www.bls.gov/ppi/ppinaics.htm> for details.

Table 6. Producer price indexes and percent changes for commodity groupings and individual items, not seasonally adjusted

(1982=100 unless otherwise indicated)

| Commodity | Commodity code | Other index base | Index | | | Percent change to June 2006 from: | |
|---|----------------|------------------|------------------------|-----------------------|------------------------|-----------------------------------|------------------|
| | | | Feb. 2006 ¹ | May 2006 ¹ | June 2006 ¹ | June 2005 | May 2006 |
| All commodities | | | 161.8 | 165.3 | 165.9 | 7.5 | 0.4 |
| Industrial commodities | | | 165.7 | 170.0 | 170.3 | 8.7 | .2 |
| Farm products, processed foods and feeds | | | 138.6 | 137.8 | 140.3 | -7 | 1.8 |
| Farm products | 01 | | 111.9 | 109.6 | 113.9 | -3.7 | 3.9 |
| Fruits & melons, fresh/dry vegs. & nuts | 011 | | 120.5 | 127.2 | 130.6 | -6 | 2.7 |
| Fresh fruits and melons | 0111 | | 90.1 | 95.6 | 109.9 | 3.3 | 15.0 |
| Citrus fruits | 01 | | 112.5 | 140.9 | 174.4 | 6.0 | 23.8 |
| Grapefruits | 0101 | | 310.2 | 314.6 | 301.9 | -5.8 | -4.0 |
| Lemons | 0104 | | 143.4 | 238.9 | 268.3 | 8.1 | 12.3 |
| Valencia oranges | 0105 | | (²) | (²) | 91.9 | 4.7 | (²) |
| Navel oranges | 0106 | | 75.4 | 93.6 | 151.4 | (²) | 61.8 |
| Tangerines | 0108 | 12/91 | 134.5 | 118.5 | (²) | (²) | (²) |
| Other fruits and berries | 02 | | 86.3 | 84.2 | 94.6 | 2.6 | 12.4 |
| Plums and fresh prunes | 0201 | 12/91 | (²) | (²) | 339.2 | 17.6 | (²) |
| Nectarines | 0202 | 12/91 | (²) | (²) | 118.2 | 153.1 | (²) |
| Cherries | 0203 | 12/91 | (²) | (²) | 130.3 | 24.8 | (²) |
| Apricots | 0204 | 12/91 | (²) | (²) | 198.4 | (²) | (²) |
| Pineapples | 0207 | 12/91 | 116.8 | 110.5 | 119.8 | -6.3 | 8.4 |
| Granny Smith apples | 0208 | 12/91 | 86.3 | 88.2 | 88.2 | 26.7 | 0 |
| Rome apples | 0209 | 12/91 | 110.2 | 109.2 | (²) | (²) | (²) |
| Golden delicious apples | 0211 | 12/91 | 102.1 | 100.4 | 100.4 | 13.2 | 0 |
| Red delicious apples | 0215 | | 131.3 | 136.4 | 128.7 | 26.1 | -5.6 |
| McIntosh apples | 0216 | | 143.0 | 148.1 | (²) | (²) | (²) |
| Peaches | 0219 | | (²) | (²) | 155.5 | 89.2 | (²) |
| Pears | 0221 | | 88.1 | 122.1 | 124.8 | 21.9 | 2.2 |
| Strawberries | 0222 | | 152.1 | 105.5 | 75.9 | -12.7 | -28.1 |
| Raspberries | 0224 | 12/91 | (²) | (²) | 32.5 | 12.5 | (²) |
| Blueberries | 0227 | 12/91 | (²) | (²) | 30.0 | (²) | (²) |
| Melons | 03 | 12/91 | (²) | 94.1 | 97.9 | -2.0 | 4.0 |
| Cantaloupes | 0301 | | (²) | 111.6 | 138.5 | 22.8 | 24.1 |
| Honeydews | 0302 | 12/91 | (²) | 125.6 | 124.0 | 25.0 | -1.3 |
| Watermelons | 0303 | 12/91 | (²) | 145.8 | 130.5 | -22.7 | -10.5 |
| Fresh and dry vegetables | 0113 | | 136.2 | 143.4 | 132.6 | -7.6 | -7.5 |
| Dry vegetables | 01 | | 87.6 | 88.9 | 89.0 | -29.9 | .1 |
| Dry pea beans | 0101 | | 107.0 | 110.3 | 110.3 | -19.5 | 0 |
| Dry pinto beans | 0102 | 12/91 | 168.8 | 166.7 | 166.7 | -41.6 | 0 |
| Dry great northern beans | 0103 | 12/91 | 177.9 | 192.6 | 192.6 | 5.4 | 0 |
| Dry pink beans | 0104 | 12/91 | 197.0 | 197.0 | 197.0 | -12.3 | 0 |
| Dry peas | 0105 | 12/91 | 90.2 | 96.8 | 97.2 | .1 | .4 |
| Dry lentils | 0106 | 12/91 | 62.0 | 63.9 | (²) | (²) | (²) |
| Fresh vegetables, except potatoes | 02 | | 138.8 | 147.2 | 128.0 | -20.0 | -13.0 |
| Cabbage | 0211 | | 185.8 | 165.4 | 171.8 | 17.3 | 3.9 |
| Carrots | 0212 | | 134.1 | 134.3 | 134.3 | 1.4 | 0 |
| Celery | 0213 | | 138.0 | 165.4 | 114.9 | -16.9 | -30.5 |
| Sweet corn | 0214 | | 183.0 | 92.1 | 117.8 | -25.2 | 27.9 |
| Lettuce | 0215 | | 97.2 | 297.6 | 85.8 | -37.1 | -71.2 |
| Dry onions | 0216 | | 121.7 | 105.1 | 124.2 | -12.7 | 18.2 |
| Tomatoes | 0217 | | 178.2 | 118.9 | 155.3 | -24.6 | 30.6 |
| Snap beans | 0218 | | 244.1 | 190.5 | 174.4 | -8.8 | -8.5 |
| Green peas | 0219 | 12/91 | (²) | 149.6 | (²) | (²) | (²) |
| Asparagus | 0221 | 12/91 | (²) | 114.3 | 160.0 | -1.1 | 40.0 |
| Broccoli | 0222 | 12/91 | 74.5 | 83.2 | 159.4 | -2 | 91.6 |
| Cauliflower | 0223 | 12/91 | 30.7 | 30.7 | 46.3 | -27.5 | 50.8 |
| Spinach | 0224 | 12/91 | 173.4 | 200.5 | 284.9 | 51.1 | 42.1 |
| Greens | 0225 | 12/91 | 130.0 | 126.1 | 116.0 | 5.8 | -8.0 |
| Endive | 0226 | 12/91 | 554.9 | 375.2 | (²) | (²) | (²) |
| Green onions | 0227 | 12/91 | 420.2 | 291.0 | 190.3 | -52.2 | -34.6 |
| Green peppers | 0228 | 12/91 | 312.6 | 201.4 | 148.7 | -60.4 | -26.2 |
| Eggplant | 0229 | 12/91 | 241.5 | 242.0 | 125.4 | -65.2 | -48.2 |
| Squash | 0231 | 12/91 | 255.4 | 130.4 | 141.4 | 36.5 | 8.4 |
| Beets | 0232 | 12/91 | 117.2 | 122.2 | (²) | (²) | (²) |
| Radishes | 0233 | 12/91 | 321.5 | 278.3 | 376.7 | 33.8 | 35.4 |
| Cucumbers | 0234 | 12/91 | 168.7 | 237.9 | 255.5 | 16.9 | 7.4 |
| Sweet potatoes | 03 | | 108.7 | 111.3 | 111.3 | 3.2 | 0 |
| Irish potatoes for consumer use | 04 | | 149.7 | 176.7 | 170.2 | 75.5 | -3.7 |
| Long white potatoes | 0401 | 12/91 | 214.2 | 223.6 | 168.6 | 63.5 | -24.6 |
| Round white potatoes | 0402 | 12/91 | 212.2 | 355.8 | 355.8 | 187.2 | 0 |
| Russet potatoes | 0403 | 12/91 | 121.0 | 127.5 | 126.1 | 45.6 | -1.1 |
| Round red potatoes | 0404 | 12/91 | 162.9 | 130.7 | 150.0 | 24.1 | 14.8 |
| Irish potatoes for processing | 05 | 12/91 | 116.7 | 90.9 | 142.8 | 305.7 | 57.1 |
| Tree nuts | 0119 | | 750.9 | (²) | (²) | (²) | (²) |

See footnotes at end of table.

Table 6. Producer price indexes and percent changes for commodity groupings and individual items, not seasonally adjusted—Continued

(1982=100 unless otherwise indicated)

| Commodity | Commodity code | Other index base | Index | | | Percent change to June 2006 from: | |
|--|----------------|------------------|------------------------|-----------------------|------------------------|-----------------------------------|------------------|
| | | | Feb. 2006 ¹ | May 2006 ¹ | June 2006 ¹ | June 2005 | May 2006 |
| Tree nuts—Continued | 0119 | | | | | | |
| Pecans | 0101 | | 521.1 | (²) | (²) | (²) | (²) |
| Almonds | 0102 | 12/91 | 197.6 | (²) | (²) | (²) | (²) |
| Filberts | 0103 | 12/91 | 235.3 | (²) | (²) | (²) | (²) |
| Walnuts | 0104 | 12/91 | 144.0 | (²) | (²) | (²) | (²) |
| Grains | 012 | | 87.3 | 96.6 | 95.7 | 11.5 | -9 |
| Wheat | 0121 | | 107.8 | 116.8 | 115.7 | 15.5 | -9 |
| Hard red winter wheat | 0101 | | 108.3 | 120.7 | 122.4 | 33.9 | 1.4 |
| Hard red spring wheat | 0102 | | 119.8 | 121.9 | 118.7 | -7.6 | -2.6 |
| Soft white wheat | 0103 | | 84.6 | 90.1 | 92.0 | .4 | 2.1 |
| Soft red winter wheat | 0104 | | 117.7 | 128.7 | 116.8 | 16.0 | -9.2 |
| Hard amber durum wheat | 0105 | 12/84 | 103.7 | 109.6 | 122.3 | 7.7 | 11.6 |
| Other grains | 0122 | | 81.4 | 91.4 | 90.6 | 9.8 | -9 |
| Barley | 01 | | 106.6 | 106.6 | 106.6 | 7.2 | 0 |
| Corn | 02 | | 79.2 | 89.3 | 88.2 | 9.4 | -1.2 |
| Oats | 03 | | 108.1 | 111.3 | 115.3 | 20.5 | 3.6 |
| Rye | 04 | | (²) | 98.2 | (²) | (²) | (²) |
| Sorghum | 05 | 12/91 | 81.5 | 93.8 | 98.6 | 16.1 | 5.1 |
| Rough Rice | 0123 | 12/91 | 63.1 | 63.2 | 63.7 | 16.0 | .8 |
| Slaughter livestock | 013 | | 115.5 | 107.8 | 112.9 | -3.0 | 4.7 |
| Slaughter cattle | 0131 | | 131.6 | 117.8 | 120.7 | -5.8 | 2.5 |
| Slaughter steers and heifers | 01 | | 132.5 | 116.1 | 120.1 | -3.8 | 3.4 |
| Slaughter cows and bulls | 02 | | 118.6 | 117.4 | 115.1 | -16.4 | -2.0 |
| Slaughter vealers | 03 | | 65.9 | 66.8 | 66.1 | 46.9 | -1.0 |
| Slaughter hogs | 0132 | | 70.0 | 78.1 | 88.7 | 9.0 | 13.6 |
| Slaughter barrows and gilts | 01 | | 69.7 | 78.4 | 89.3 | 11.2 | 13.9 |
| Slaughter sows | 02 | | 75.0 | 70.3 | 77.0 | -24.4 | 9.5 |
| Slaughter lambs | 0133 | | 128.9 | 141.2 | 145.9 | -15.2 | 3.3 |
| Slaughter poultry | 014 | | 142.1 | 133.1 | 150.4 | -12.5 | 13.0 |
| Slaughter chickens | 0141 | | 149.2 | 135.3 | 155.2 | -15.7 | 14.7 |
| Slaughter turkeys | 0142 | | 115.3 | 125.9 | 133.6 | 7.1 | 6.1 |
| Slaughter ducks | 0143 | 12/91 | 154.9 | 154.9 | 154.9 | 3.3 | 0 |
| Plant and animal fibers | 015 | | 82.1 | 79.2 | 78.9 | 5.3 | -4 |
| Raw cotton | 0151 | | 81.6 | 78.6 | 78.1 | 5.4 | -6 |
| Wool | 0152 | | 62.7 | 66.7 | 76.6 | -.1 | 14.8 |
| Fluid milk | 016 | | 101.0 | 89.8 | 90.6 | -16.6 | .9 |
| Milk eligible for fluid use | 0161 | | 101.3 | 90.1 | 90.8 | -16.5 | .8 |
| Milk, manufacturing grade | 0162 | | 103.4 | 91.9 | 93.6 | -17.4 | 1.8 |
| Chicken eggs | 017 | | 81.9 | 72.9 | 102.6 | 40.4 | 40.7 |
| Chicken eggs | 0171 | | | | | | |
| Eggs for fresh use | 07 | 12/91 | 73.1 | 65.7 | 90.7 | 36.6 | 38.1 |
| Eggs, jumbo | 0701 | 12/84 | 81.2 | 76.6 | 107.7 | 19.8 | 40.6 |
| Eggs, extra large | 0702 | 12/84 | 83.7 | 77.1 | 106.6 | 31.1 | 38.3 |
| Eggs, large | 0703 | | 88.3 | 78.3 | 112.5 | 38.5 | 43.7 |
| Eggs, medium | 0704 | 12/84 | 82.8 | 75.9 | 88.1 | 43.0 | 16.1 |
| Eggs, small | 0705 | 12/84 | 71.5 | 65.3 | 67.3 | 11.1 | 3.1 |
| Breaker stock and checks and undergrades | 08 | 12/91 | 58.6 | 50.4 | 75.6 | 54.0 | 50.0 |
| Breaker stock | 0801 | 12/91 | 60.5 | 52.4 | 77.5 | 52.0 | 47.9 |
| Checks and undergrades | 0802 | 12/91 | 43.7 | 34.0 | 61.7 | 80.4 | 81.5 |
| Hay, hayseeds and oilseeds | 018 | | 120.9 | 127.2 | 125.3 | -12.5 | -1.5 |
| Alfalfa hay | 0181 | | 183.0 | 217.7 | 212.1 | 2.7 | -2.6 |
| Oilseeds | 0183 | | 106.1 | 107.6 | 106.4 | -16.4 | -1.1 |
| Peanuts | 0111 | | 80.3 | 82.6 | 85.5 | (²) | 3.5 |
| Cottonseed | 0121 | | 124.4 | (²) | (²) | (²) | (²) |

See footnotes at end of table.

Table 6. Producer price indexes and percent changes for commodity groupings and individual items, not seasonally adjusted—Continued

(1982=100 unless otherwise indicated)

| Commodity | Commodity code | Other index base | Index | | | Percent change to June 2006 from: | |
|---|----------------|------------------|------------------------|-----------------------|------------------------|-----------------------------------|------------------|
| | | | Feb. 2006 ¹ | May 2006 ¹ | June 2006 ¹ | June 2005 | May 2006 |
| Oilseeds—Continued | 0183 | | | | | | |
| Soybeans | 0131 | | 96.7 | 98.1 | 96.7 | -16.6 | -1.4 |
| Flaxseed | 0151 | 12/91 | 107.5 | 110.5 | 111.5 | -50.5 | .9 |
| Sunflower | 0161 | 12/91 | 106.1 | 109.9 | 112.8 | -24.3 | 2.6 |
| Processed foods and feeds | 02 | | 152.6 | 152.5 | 154.0 | .5 | 1.0 |
| Cereal and bakery products | 021 | | 180.7 | 182.8 | 183.5 | 3.8 | .4 |
| Bakery products | 0211 | | 205.4 | 206.7 | 207.2 | 3.2 | .2 |
| White pan bread | 01 | | 224.1 | 224.6 | 225.2 | 3.3 | .3 |
| Other bread | 04 | | 218.5 | 217.5 | 218.7 | 2.7 | .6 |
| White hearth bread | 0401 | | 232.3 | 223.2 | 226.5 | 1.0 | 1.5 |
| Dark wheat bread | 0402 | | 206.7 | 213.6 | 213.6 | 3.7 | 0 |
| Other variety bread, including rye | 0404 | | 218.0 | 216.1 | 216.4 | 3.6 | .1 |
| Bread type rolls/stuffing/cROUTONS/crumb | 05 | | 204.8 | 204.1 | 205.1 | 3.0 | .5 |
| Hamburger and wiener rolls | 0501 | | 201.7 | 201.2 | 203.4 | 3.5 | 1.1 |
| Other bread rolls and stuffing | 0508 | 06/99 | 119.9 | 119.4 | 119.4 | 2.7 | 0 |
| Sweet yeast goods | 07 | | 193.1 | 197.0 | 196.7 | 2.4 | -2 |
| Soft cakes | 08 | | 216.8 | 226.9 | 226.9 | 10.5 | 0 |
| Pies | 09 | | 219.1 | 229.7 | 229.1 | 3.8 | -3 |
| Cookies, crackers, and related products | 21 | | 193.9 | 194.3 | 194.6 | 1.9 | .2 |
| Cookies, wafers, and ice cream cones and cups, except | 2103 | 06/83 | 173.4 | 174.4 | 174.5 | 1.6 | .1 |
| Crackers, soft pretzels, biscuits, and related produ | 2104 | 06/83 | 211.3 | 210.9 | 211.4 | 2.2 | .2 |
| Flour and flour base mixes and doughs | 0212 | | 139.2 | 144.0 | 145.1 | 6.5 | .8 |
| Flour | 03 | | 137.5 | 146.0 | 148.4 | 10.7 | 1.6 |
| Flour base mixes and doughs | 04 | | 142.6 | 143.7 | 143.5 | 2.4 | -1 |
| Milled rice | 0213 | | 128.9 | 130.3 | 130.9 | 9.9 | .5 |
| Head rice | 01 | | 135.0 | 137.3 | 138.0 | 16.7 | .5 |
| Other milled rice and byproducts | 02 | 06/84 | 83.6 | 82.2 | 82.4 | -15.1 | .2 |
| Other cereals | 0214 | | 166.2 | 166.7 | 166.9 | 1.9 | .1 |
| Pasta products | 02 | 06/85 | 128.0 | 128.0 | 128.0 | -5 | 0 |
| Other cereals except pasta products | 09 | 06/85 | 161.8 | 162.3 | 162.5 | 2.2 | .1 |
| Breakfast cereals, instant hot and cooked | 0903 | 12/00 | 107.2 | 107.2 | 107.2 | .1 | 0 |
| Breakfast cereals, ready to serve | 0904 | 12/83 | 185.6 | 185.8 | 185.8 | .1 | 0 |
| Manufactured starch | 0907 | 06/85 | 148.2 | 152.2 | 153.0 | 8.5 | .5 |
| Other grain mill products, except wheat | 0908 | 06/98 | 101.1 | 99.8 | 100.2 | 6.1 | .4 |
| Meats, poultry, and fish | 022 | | 136.9 | 136.5 | 139.8 | -2.1 | 2.4 |
| Meats | 0221 | | 133.7 | 134.5 | 136.1 | -2.7 | 1.2 |
| Beef/veal products, fresh or frozen | 01 | | 144.2 | 141.9 | 142.4 | -4.4 | .4 |
| Beef carcass, fresh or frozen | 0103 | 06/01 | 117.4 | 112.1 | 113.0 | -5.4 | .8 |
| Boneless beef, fresh/frozen, inc. ground bulk/patty | 0124 | 06/01 | 123.2 | 118.4 | 114.5 | -12.1 | -3.3 |
| Boxed beef/subprimal/fabricated cuts, however pkgd. | 0125 | 12/95 | 140.2 | 140.7 | 143.6 | .5 | 2.1 |
| Other beef product, fresh or frozen, inc. organ cuts | 0128 | 06/01 | 118.2 | 120.6 | 109.7 | -27.6 | -9.0 |
| Veal, fresh or frozen, not canned or sausage | 0129 | 12/88 | 124.7 | (²) | (²) | (²) | (²) |
| Lamb/mutton, fresh or frozen | 03 | | 183.0 | 182.3 | 185.3 | -8.5 | 1.6 |
| Pork products, fresh, frozen or processed | 04 | | 119.8 | 126.2 | 130.9 | -5 | 3.7 |
| Pork, fresh/frozen, unproc., all cuts, ex. sausage | 0444 | 06/01 | 90.7 | 99.5 | 103.6 | -4 | 4.1 |
| Pork, processed or cured, not canned or sausage | 0447 | 06/01 | 105.8 | 105.2 | 108.5 | -7 | 3.1 |
| Other meats, fresh, frozen, or canned | 05 | | 128.1 | 129.4 | 129.7 | -2 | .2 |
| Fresh/processed sausage, deli & cooked meats, etc. | 0503 | 06/01 | 107.4 | 109.0 | 109.0 | -8 | 0 |
| Canned meats, exc. dog, cat, and baby food | 0579 | 12/88 | 130.1 | 129.9 | 130.1 | -3 | .2 |
| Portion control & other meat-type products | 0586 | 12/01 | 101.7 | 102.2 | 103.1 | 1.2 | .9 |
| Processed poultry | 0222 | | 115.0 | 111.3 | 119.0 | -8.1 | 6.9 |
| Young chickens (broilers/fryers/roasters) | 03 | | 113.3 | 108.0 | 120.6 | -13.0 | 11.7 |
| Turkeys (toms/hens), inc. whole/parts/grou | 06 | | 99.0 | 100.1 | 102.1 | .8 | 2.0 |
| Canned, cooked, smoked or prepared poultry | 08 | | 129.4 | 127.4 | 129.3 | -8 | 1.5 |
| Chicken hens and other poultry/small game | 09 | 12/90 | 86.2 | (²) | (²) | (²) | (²) |
| Unprocessed and packaged fish | 0223 | | 249.5 | 250.6 | 252.0 | 25.8 | .6 |
| Unprocessed finfish | 01 | | 353.0 | 410.2 | 421.3 | 153.2 | 2.7 |
| Haddock | 0101 | | 192.6 | 204.6 | 187.3 | 40.3 | -8.5 |
| Salmon | 0103 | | (²) | (²) | 344.2 | (²) | (²) |
| Flounder | 0131 | 12/91 | 108.9 | 111.5 | 91.0 | 43.8 | -18.4 |
| Cod | 0132 | 12/91 | 184.9 | 195.9 | 101.9 | 33.0 | -48.0 |
| Pollock | 0133 | 12/91 | 38.2 | 67.9 | 71.8 | 152.8 | 5.7 |
| Other finfish | 0199 | 12/91 | 285.1 | 318.9 | 306.3 | 48.8 | -4.0 |
| Fresh packaged fish and seafood | 02 | | 249.4 | 257.1 | 263.3 | 9.5 | 2.4 |
| Frozen packaged fish and seafood | 03 | | 178.8 | 177.6 | 168.3 | -6.8 | -5.2 |
| Frozen packaged fish, excluding shellfish | 0311 | 12/82 | 180.4 | 183.0 | 186.7 | 8.2 | 2.0 |
| Frozen packaged shellfish and other seafood | 0313 | 12/82 | 162.9 | 161.0 | 149.9 | -9.9 | -6.9 |

See footnotes at end of table.

Table 6. Producer price indexes and percent changes for commodity groupings and individual items, not seasonally adjusted—Continued

(1982=100 unless otherwise indicated)

| Commodity | Commodity code | Other index base | Index | | | Percent change to June 2006 from: | |
|---|----------------|------------------|------------------------|-----------------------|------------------------|-----------------------------------|------------------|
| | | | Feb. 2006 ¹ | May 2006 ¹ | June 2006 ¹ | June 2005 | May 2006 |
| Unprocessed and packaged fish—Continued | 0223 | | | | | | |
| Canned and cured seafood | 04 | | 103.4 | 103.6 | 112.2 | 9.1 | 8.3 |
| Unprocessed shellfish | 05 | 12/91 | 230.8 | 165.5 | 162.8 | -13.5 | -1.6 |
| Shrimp | 0501 | 12/91 | 89.0 | 90.7 | 89.3 | -2.7 | -1.5 |
| Crabs | 0502 | 12/91 | 356.7 | 187.1 | 180.0 | 6.9 | -3.8 |
| Lobsters | 0503 | 12/91 | 140.2 | 114.6 | 113.8 | -4.6 | -7 |
| Clams | 0504 | 12/91 | 235.8 | 254.7 | 217.0 | -11.5 | -14.8 |
| Other shellfish | 0599 | 12/91 | 273.2 | 173.4 | 189.0 | -39.9 | 9.0 |
| Dairy products | 023 | | 149.3 | 143.3 | 144.1 | -5.6 | .6 |
| Fluid milk products | 0231 | | 167.8 | 159.1 | 158.6 | -3.6 | -3 |
| Packaged fluid milk and related products | 03 | 12/82 | 173.2 | 163.3 | 162.5 | -4.2 | -5 |
| Fluid whole milk | 0301 | | 167.4 | 157.4 | 156.5 | -4.9 | -6 |
| Reduced fat and lowfat milk (1/2-2%) | 0302 | 12/82 | 186.0 | 174.8 | 173.9 | -4.3 | -5 |
| Fat free or skim milk | 0303 | 12/82 | 190.6 | 180.6 | 179.0 | -3.1 | -9 |
| Cream: light, heavy, sour, half & half, and whipped | 0304 | 12/82 | 156.8 | 150.0 | 150.3 | -2.8 | .2 |
| Cottage cheese | 04 | 12/82 | 172.7 | 170.0 | 169.5 | .7 | -3 |
| Other milk products | 05 | 12/82 | 159.5 | 156.4 | 157.1 | .7 | .4 |
| Bulk fluid milk and cream | 06 | 12/91 | 114.4 | 107.2 | 107.1 | -5.7 | -1 |
| Butter | 0232 | | 90.7 | 87.6 | 87.5 | -18.5 | -1 |
| Natural, processed, and imitation cheese | 0233 | | 126.5 | 120.8 | 123.1 | -10.3 | 1.9 |
| Natural cheese, except cottage cheese | 02 | | 120.4 | 114.9 | 117.2 | -11.4 | 2.0 |
| Processed cheese and related products | 03 | | 132.4 | 127.8 | 130.3 | -6.5 | 2.0 |
| Imitation cheese | 04 | 06/88 | 161.9 | 155.7 | 155.7 | -4.2 | 0 |
| Liquid raw whey | 07 | 12/04 | 125.0 | 100.4 | 99.1 | -25.5 | -1.3 |
| Ice cream and frozen desserts | 0234 | | 175.7 | 176.1 | 175.8 | 2.1 | -2 |
| Dry, condensed, and evaporated milk prod | 0235 | | 148.3 | 144.1 | 144.8 | -.5 | .5 |
| Dry milk product, including feed grade | 02 | 12/83 | 128.6 | 124.0 | 125.6 | .9 | 1.3 |
| Liquid milk products | 03 | 12/83 | 179.9 | 177.2 | 176.2 | -2.6 | -6 |
| Consumer-type canned milk products | 0301 | 12/83 | 204.4 | 208.5 | 205.5 | -.6 | -1.4 |
| Bulk liquid milk products, including feed grade | 0303 | 12/83 | 130.2 | 119.1 | 120.5 | -6.8 | 1.2 |
| Processed fruits and vegetables | 024 | | 144.9 | 148.5 | 150.2 | 6.8 | 1.1 |
| Canned fruits and juices | 0241 | | 149.9 | 150.8 | 151.4 | 1.9 | .4 |
| Canned fruits | 01 | | 146.6 | 147.2 | 146.8 | 1.7 | -3 |
| Canned fruit juices | 02 | | 153.9 | 154.9 | 156.0 | 2.0 | .7 |
| Frozen fruits, juices and ades | 0242 | | 170.2 | 179.5 | 187.8 | 33.8 | 4.6 |
| Frozen fruits, melons, and berries | 02 | | 162.7 | 165.4 | 184.8 | 18.2 | 11.7 |
| Frozen juices and ades | 03 | | 173.2 | 184.8 | (²) | (²) | (²) |
| Frozen orange juice | 0301 | | 142.1 | 162.1 | (²) | (²) | (²) |
| Canned vegetables and juices | 0244 | | 136.8 | 140.0 | 141.0 | 2.5 | .7 |
| Canned vegetables, excl. hominy and mushrooms | 0102 | 12/87 | 137.4 | 137.3 | 140.4 | 0 | 2.3 |
| Catsup and other tomato sauces | 0127 | 12/87 | 130.3 | 135.6 | 135.2 | 4.2 | -3 |
| Canned vegetable juices | 0139 | 12/87 | 113.6 | 116.3 | 116.2 | 1.9 | -1 |
| Frozen vegetables | 0245 | | 137.7 | 138.9 | 139.4 | 1.5 | .4 |
| Frozen potatoes | 02 | 12/90 | 120.7 | 122.2 | 123.0 | 1.9 | .7 |
| Frozen French fried potatoes | 0201 | | 149.7 | 150.3 | 151.6 | 1.5 | .9 |
| Other frozen potato products | 0209 | | 142.7 | 150.9 | 150.3 | 4.2 | -4 |
| Frozen vegetables, except potatoes | 05 | 12/90 | 113.3 | 113.6 | 113.6 | 1.0 | 0 |
| Frozen vegetable combinations | 0521 | 12/90 | 105.4 | 105.9 | 105.9 | .9 | 0 |
| Frozen vegetables, exc. potatoes & vegetable combos | 0541 | 06/97 | 109.4 | 109.6 | 109.6 | .9 | 0 |
| Dried and dehydrated food | 0248 | 12/03 | 105.6 | 112.8 | 114.4 | 14.2 | 1.4 |
| Sugar and confectionery | 025 | | 165.3 | 168.8 | 170.6 | 6.1 | 1.1 |
| Raw cane sugar and byproducts | 0252 | | 137.3 | 138.8 | 139.6 | 8.8 | .6 |
| Refined sugar and byproducts | 0253 | | 148.0 | 153.6 | 154.3 | 26.1 | .5 |
| Refined cane sugar and byproducts | 0701 | 12/02 | 121.8 | 129.5 | 129.9 | 26.1 | .3 |
| Refined beet sugar and byproducts | 0702 | 12/02 | 125.0 | 126.0 | 126.6 | 25.8 | .5 |
| Confectionery materials | 0254 | | 132.3 | 135.2 | 135.8 | 8.6 | .4 |
| Chocolate coatings | 0104 | 06/83 | 107.8 | 107.1 | 106.8 | 5.7 | -3 |
| Other chocolate and cocoa products | 0105 | 06/83 | 163.3 | 162.5 | 162.1 | -2.2 | -2 |
| Corn sweeteners | 0107 | 06/85 | 144.8 | 150.1 | 151.3 | 13.7 | .8 |
| Confectionery end products | 0255 | | 200.1 | 203.3 | 206.5 | .1 | 1.6 |

See footnotes at end of table.

Table 6. Producer price indexes and percent changes for commodity groupings and individual items, not seasonally adjusted—Continued

(1982=100 unless otherwise indicated)

| Commodity | Commodity code | Other index base | Index | | | Percent change to June 2006 from: | |
|---|----------------|------------------|------------------------|-----------------------|------------------------|-----------------------------------|------------------|
| | | | Feb. 2006 ¹ | May 2006 ¹ | June 2006 ¹ | June 2005 | May 2006 |
| Confectionery end products—Continued | 0255 | | | | | | |
| Chewing gum | 02 | | 200.7 | 207.3 | 203.3 | 1.5 | -1.9 |
| Candy and nuts | 03 | 06/83 | 177.3 | 180.0 | 183.5 | -2 | 1.9 |
| Chocolate and chocolate-type confectionery products | 0301 | 06/83 | 167.4 | 169.7 | 169.9 | 2.4 | .1 |
| Nonchocolate confectionery products | 0302 | 06/83 | 166.3 | 168.2 | 168.3 | 3.3 | .1 |
| Processed nuts and seeds | 0304 | 06/91 | 148.1 | 151.5 | 166.3 | -8.8 | 9.8 |
| Sweetening syrups and molasses | 04 | 12/85 | 144.3 | 144.4 | (²) | (²) | (²) |
| Beverages and beverage materials | 026 | | 161.9 | 162.3 | 163.2 | 2.5 | .6 |
| Alcoholic beverages | 0261 | | 160.4 | 160.4 | 160.7 | 1.6 | .2 |
| Malt beverages | 01 | | 161.9 | 160.6 | 160.6 | .6 | 0 |
| Bottled beer | 0101 | | 137.1 | 137.4 | 137.9 | 2.1 | .4 |
| Canned beer | 0103 | | 174.7 | 171.8 | 171.5 | -7 | -2 |
| Barrels and kegs | 0105 | 06/82 | 185.2 | 185.9 | 185.7 | 2.0 | -1 |
| Other malt beverages | 0108 | 12/03 | 103.5 | 105.4 | 104.8 | 2.2 | -6 |
| Distilled & bottled liquor, excl brandy & | 02 | | 161.0 | 161.5 | 162.1 | .9 | .4 |
| Distilled & bottled liquor, excl brandy & dist gra | 0215 | 06/83 | 176.2 | 176.8 | 177.4 | .9 | .3 |
| Wines, brandy and brandy spirits | 04 | 12/83 | 152.3 | 155.9 | 156.8 | 5.2 | .6 |
| Grape table wines | 0431 | 12/83 | 143.3 | 144.8 | 144.5 | 3.1 | -2 |
| Dessert wines | 0434 | | 137.4 | 137.4 | 137.4 | 1.0 | 0 |
| Effervescent wines | 0435 | 12/83 | 169.2 | 169.2 | 169.2 | .6 | 0 |
| Non-grape, fortified, & specialty wine or coolers | 0438 | 12/98 | 118.2 | 159.3 | 159.3 | 42.9 | 0 |
| Beverage brandy and neutral fruit/brandy spirits | 0439 | 12/83 | 133.6 | 113.5 | 129.8 | -2.8 | 14.4 |
| Soft drinks | 0262 | | 162.9 | 163.6 | 165.3 | 4.0 | 1.0 |
| Noncarbonated soft drinks | 06 | | 157.5 | 156.4 | 155.9 | 3.0 | -3 |
| Bottled water manufacturing | 0608 | 12/03 | 103.3 | 103.2 | 102.9 | 1.8 | -3 |
| Bottled carbonated soft drinks | 07 | 12/96 | 131.1 | 131.1 | 130.3 | 1.9 | -6 |
| Canned carbonated soft drinks | 08 | 12/96 | 113.8 | 115.1 | 119.2 | 6.1 | 3.6 |
| Soft drink flavoring syrup sold bulk | 09 | 12/96 | 145.8 | 151.0 | 150.5 | 6.3 | -3 |
| Packaged beverage materials | 0263 | | 151.6 | 152.0 | 152.6 | -.8 | .4 |
| Coffee (whole bean, ground, & instant) | 01 | | 152.3 | 152.8 | 152.9 | -1.5 | .1 |
| Soluble (instant) coffee | 0103 | | 138.0 | 138.3 | 138.3 | -.1 | 0 |
| Ground roasted and whole bean coffee | 0104 | 06/88 | 132.9 | 133.3 | 133.4 | -1.8 | .1 |
| Tea | 03 | | 142.7 | 142.7 | 146.0 | 4.7 | 2.3 |
| Other beverage materials | 0264 | | 167.4 | 169.2 | 169.2 | 3.8 | 0 |
| Malt and malt by-products | 0101 | | 97.3 | 97.7 | 97.7 | -.4 | 0 |
| Liquid beverage bases, used for soft drinks | 0111 | 12/85 | 186.6 | 189.0 | 189.0 | 4.7 | 0 |
| Fats and oils | 027 | | 170.9 | 171.6 | 172.8 | -2.8 | .7 |
| Other oilseed processing | 027A | 12/04 | 107.4 | 103.6 | 105.5 | -2.9 | 1.8 |
| Animal fats and oils | 0271 | | 129.0 | 133.6 | 129.9 | -17.3 | -2.8 |
| Shortening and cooking oil | 0278 | | 179.2 | 181.4 | 182.8 | 3.3 | .8 |
| Shortening, 100% vegetable | 0102 | 12/89 | 123.9 | 126.4 | 127.5 | -4.2 | .9 |
| Margarine | 0109 | | 205.5 | 211.9 | 214.6 | 4.0 | 1.3 |
| Salad and cooking oils | 0111 | | 171.1 | 171.4 | 170.4 | 8.3 | -6 |
| All other fully refined oils | 0113 | | 138.1 | 139.9 | 143.3 | 5.5 | 2.4 |
| Miscellaneous processed foods | 028 | | 173.1 | 174.0 | 174.4 | 2.6 | .2 |
| Jams, jellies, and preserves | 0281 | | 143.0 | (²) | 143.9 | 2.0 | (²) |
| Pickles and pickle products | 0282 | | 188.6 | 189.2 | 189.1 | 2.0 | -1 |
| Processed eggs | 0283 | | 108.7 | 106.6 | 108.1 | 3.1 | 1.4 |
| Canned specialties | 0284 | | 183.0 | 185.7 | 186.7 | 2.2 | .5 |
| Canned baby foods | 0101 | 12/82 | 238.3 | (²) | 238.3 | 4.0 | (²) |
| Canned dry beans | 0102 | 12/82 | 131.4 | 136.8 | 136.8 | 6.0 | 0 |
| Canned specialty foods | 0103 | 12/82 | 134.6 | 136.0 | 136.0 | -.9 | 0 |
| Canned soups | 0104 | 12/82 | 239.6 | 243.3 | 245.5 | 2.0 | .9 |
| Frozen specialties | 0285 | | 155.0 | 154.8 | 155.5 | 1.8 | .5 |
| Frozen pies and other baked goods | 0109 | 12/82 | 191.8 | 192.8 | 191.9 | 4.9 | -.5 |
| Frozen dinners, entrees and side dishes | 0111 | 12/82 | 144.0 | 143.5 | 144.2 | .3 | .5 |
| Other frozen specialties | 0113 | 12/82 | 151.0 | 150.8 | 153.2 | 2.1 | 1.6 |
| Meat sauces | 0286 | | 159.4 | 160.0 | 161.1 | 2.4 | .7 |
| Other miscellaneous processed foods | 0289 | | 182.4 | 183.5 | 183.6 | 3.0 | .1 |
| Mayonnaise, salad dressings, and sandwich spreads | 0102 | 12/86 | 163.3 | 164.9 | 164.6 | 1.5 | -2 |

See footnotes at end of table.

Table 6. Producer price indexes and percent changes for commodity groupings and individual items, not seasonally adjusted—Continued

(1982=100 unless otherwise indicated)

| Commodity | Commodity code | Other index base | Index | | | Percent change to June 2006 from: | |
|--|----------------|------------------|------------------------|-----------------------|------------------------|-----------------------------------|------------------|
| | | | Feb. 2006 ¹ | May 2006 ¹ | June 2006 ¹ | June 2005 | May 2006 |
| Other miscellaneous processed foods—Continued | | | | | | | |
| Macaroni & noodle prods., packaged w/oth ingredients | 0289 0144 | 06/98 | 107.2 | 115.2 | 115.2 | 7.5 | 0.0 |
| Dry mix preparations | 0148 | 06/91 | 121.0 | 121.0 | 121.0 | 1.7 | 0 |
| Perishable prepared food not frozen, incl. tortillas | 0149 | 06/91 | 130.5 | 130.3 | 130.3 | 1.9 | 0 |
| Flavoring extracts, emulsions & other liquid flavors | 0151 | 12/85 | 136.5 | 135.1 | 130.5 | -14.8 | -3.4 |
| Other flavoring agents, except chocolate syrup | 0154 | 12/00 | 108.1 | 108.1 | 108.1 | 2.9 | 0 |
| Spices | 0156 | 06/91 | 157.6 | 158.5 | 158.5 | 3.9 | 0 |
| Peanut butter | 0158 | 06/91 | 99.1 | 99.1 | 99.1 | 0 | 0 |
| Manufactured ice | 0161 | 12/85 | 164.3 | 165.7 | 165.7 | 3.9 | 0 |
| Dairy product substitutes | 0162 | 06/92 | 136.4 | 139.5 | 139.5 | 6.0 | 0 |
| Desserts (ready-to-mix) | 0171 | 12/85 | 151.8 | 154.0 | 154.0 | 3.6 | 0 |
| Chips (potato, corn, etc.) | 0172 | 12/85 | 151.7 | 151.6 | 152.5 | 5.7 | .6 |
| Cider and vinegar | 0174 | 12/85 | 114.4 | 115.0 | 114.8 | 5.1 | -2 |
| Other food preparations | 0175 | 12/85 | 152.3 | 153.3 | 153.2 | .7 | -1 |
| Prepared animal feeds | 029 | | 117.6 | 116.3 | 116.3 | -2.2 | 0 |
| Corn, cottonseed, & soybean cake & meal | | | | | | | |
| Soybean cake, meal, and other byproducts | 0292 0112 | 12/04 | 96.0 | 94.1 | 94.4 | -8.6 | .3 |
| | | | 117.1 | 114.8 | 115.1 | -8.6 | .3 |
| Formula feeds | | | | | | | |
| Poultry feeds: egg-type, broiler and turkey | 0293 0102 | 12/86 | 121.0 | 119.3 | 119.7 | -.1 | .3 |
| Dairy cattle feeds, complete | 0104 | 12/86 | 116.0 | 114.1 | 114.0 | -2.5 | -1 |
| Dairy cattle feeds, supplements and concentrates | 0106 | 12/86 | 132.6 | 128.9 | 130.9 | 4.4 | 1.6 |
| Swine feeds, complete | 0108 | 12/86 | 145.5 | 146.4 | 147.5 | 2.2 | .8 |
| Swine feed supplements, concentrates, and premixes | 0112 | 12/86 | 145.7 | 146.8 | 149.2 | 5.2 | 1.6 |
| Beef cattle feeds, complete | 0114 | 12/86 | 132.5 | 134.2 | 135.5 | 2.3 | 1.0 |
| Beef cattle feeds, supplements and concentrates | 0116 | 12/86 | 175.5 | 171.5 | 172.2 | 5.2 | .4 |
| Other poultry and livestock feeds | 0118 | 12/86 | 142.5 | 140.5 | 141.2 | -.1 | .5 |
| | | | 133.2 | 129.1 | 125.9 | -4.0 | -2.5 |
| Miscellaneous feedstuffs | | | | | | | |
| Pet food | 0294 02 | | 149.9 | 149.3 | 148.9 | -1.0 | -.3 |
| Dog and cat food | 0202 | 12/85 | 171.5 | 173.4 | 173.5 | 2.0 | .1 |
| Other pet and specialty feeds | 0203 | 12/85 | 147.2 | 148.9 | 149.1 | 1.8 | .1 |
| Other than pet food | 03 | | 140.5 | 140.3 | 140.2 | 3.2 | -.1 |
| Meat meal and meat and bone meal | 0301 | | 105.6 | 101.1 | 99.7 | -8.8 | -1.4 |
| Corn wet process byproducts, incl. gluten meal | 0317 | 06/85 | 84.5 | 80.5 | 77.7 | -24.0 | -3.5 |
| Other animal feeds, incl. fish scrap & feather meal | 0325 | 12/97 | 70.9 | 67.5 | 67.1 | .8 | -.6 |
| Miscellaneous by-products of meat packing | 0333 | 06/01 | 85.5 | 83.2 | 82.0 | -4.9 | -1.4 |
| | | | 137.7 | 121.6 | 123.9 | -13.4 | 1.9 |
| Textile products and apparel | | | | | | | |
| Synthetic fibers | 03 031 | | 124.1 | 124.2 | 124.4 | 1.3 | .2 |
| Unprocessed filament yarns | 0315 | | 114.8 | 114.2 | 116.0 | 2.8 | 1.6 |
| Non-cellulosic | 02 | | 118.9 | 118.3 | 120.2 | 2.8 | 1.6 |
| Fibrous glass yarn | 0231 | | 109.8 | 109.3 | 111.0 | 2.9 | 1.6 |
| Non-cellulosic organic fibers | 0241 | 06/05 | 96.0 | 95.8 | 95.8 | -.7 | 0 |
| Processed yarns and threads | 032 | | 102.1 | 101.6 | 103.5 | 3.5 | 1.9 |
| Yarns | 0326 | | 113.0 | 113.7 | 113.6 | 1.5 | -.1 |
| Cotton | 01 | | 108.9 | 109.5 | 109.5 | 1.5 | 0 |
| Carded cotton yarns | 0111 | 12/00 | 83.8 | 85.5 | 85.4 | -4.5 | -1 |
| Combed cotton yarns | 0121 | 12/00 | 90.8 | 92.3 | 92.0 | -5.1 | -3 |
| Wool | 02 | | 88.8 | 93.1 | 93.1 | -1.6 | 0 |
| Synthetic | 03 | | 125.7 | 125.5 | 125.5 | -.5 | 0 |
| Other throwing and winding mill products | 04 | 12/88 | 124.6 | 124.6 | 124.6 | 4.4 | 0 |
| Thrown filament yarns, except textured | 0402 | 12/88 | 118.5 | 118.7 | 118.7 | 4.0 | 0 |
| Textured bulked or crimped filament yarn | 0403 | 12/96 | 118.7 | (²) | 118.7 | 0 | (²) |
| Commission throwing/texturing filament yar | 05 | 12/88 | 99.5 | 99.6 | 99.7 | 5.7 | .1 |
| | | | 110.0 | (²) | 110.0 | 4.3 | (²) |
| Threads | 0327 | | 184.2 | 184.5 | 184.5 | 3.7 | 0 |
| Gray fabrics | 033 | | 119.9 | 120.6 | 120.8 | 5.5 | .2 |
| Broadwovens | 0337 | | 119.6 | 119.6 | 120.0 | 5.9 | .3 |
| Cotton | 01 | | 110.5 | 109.9 | 111.8 | .5 | 1.7 |
| Synthetic | 03 | | 119.5 | 119.8 | 119.4 | 8.5 | -3 |
| Knits | 0338 | | 111.7 | 112.9 | 112.7 | 1.0 | -.2 |
| Circular knits, except hosiery | 03 | | 105.3 | 106.2 | 106.1 | 1.0 | -.1 |
| Other fabrics | 0339 | 06/84 | 122.2 | 128.4 | 128.4 | 8.1 | 0 |
| Finished fabrics | 034 | | 126.3 | 127.2 | 126.9 | 2.4 | -.2 |

See footnotes at end of table.

Table 6. Producer price indexes and percent changes for commodity groupings and individual items, not seasonally adjusted—Continued

(1982=100 unless otherwise indicated)

| Commodity | Commodity code | Other index base | Index | | | Percent change to June 2006 from: | |
|--|----------------|------------------|------------------------|-----------------------|------------------------|-----------------------------------|------------------|
| | | | Feb. 2006 ¹ | May 2006 ¹ | June 2006 ¹ | June 2005 | May 2006 |
| Broadwovens | 0342 | | 122.0 | 123.8 | 121.9 | 1.6 | -1.5 |
| Cotton | 01 | | 110.8 | 113.4 | 113.7 | 1.8 | .3 |
| Wool | 02 | | 117.1 | 119.3 | 119.5 | 1.9 | .2 |
| Synthetic | 03 | | 131.9 | 133.2 | 129.5 | 1.3 | -2.8 |
| Narrow fabrics | 0344 | | 134.4 | 135.2 | 135.9 | 2.5 | .5 |
| Nonwovens and felt goods | 0345 | | 140.7 | 140.8 | 141.0 | 2.8 | .1 |
| Nonwoven fabrics | 0321 | | 140.5 | 141.1 | 141.3 | 3.1 | .1 |
| Pressed, punched, or needled felts, except hats | 0333 | 12/01 | 103.4 | (²) | 101.7 | 1.5 | (²) |
| Coated fabrics, not rubberized | 0346 | 06/85 | 157.4 | 157.5 | 161.8 | 10.4 | 2.7 |
| Vinyl coated or laminated fabric | 0102 | 06/85 | 151.8 | 152.0 | 156.7 | 7.4 | 3.1 |
| Polyurethane and other coated or laminated fabric | 0103 | 06/85 | 163.4 | 163.3 | 167.5 | 12.3 | 2.6 |
| Embroideries and lace goods | 0347 | 06/85 | 156.2 | 156.3 | 156.3 | .4 | 0 |
| Embroideries | 01 | 06/85 | 156.2 | 156.3 | 156.3 | .4 | 0 |
| Schiffli machine embroideries | 0105 | 06/85 | 143.7 | 143.7 | 143.7 | -1.0 | 0 |
| Printing and stamping on apparel | 0106 | 12/85 | 154.9 | 155.1 | 155.1 | .5 | 0 |
| Knit fabrics, finished in knitting mills | 0348 | 12/03 | 102.4 | 102.8 | 103.3 | 1.8 | .5 |
| Circular knit fabrics | 01 | 12/03 | 103.1 | 102.8 | 103.9 | 2.3 | 1.1 |
| Warp knit fabrics | 02 | 12/03 | 101.5 | 102.7 | 102.7 | 1.2 | 0 |
| Apparel & other fabricated textile prods | 038 | | 126.7 | 126.6 | 126.6 | .1 | 0 |
| Apparel | 0381 | | 125.6 | 125.3 | 125.3 | -2.0 | 0 |
| Miscellaneous apparel and accessories | 04 | 12/83 | 143.6 | 144.3 | 146.4 | 5.0 | 1.5 |
| Fur products | 0407 | 12/83 | 158.7 | 166.7 | 203.5 | 36.9 | 22.1 |
| Milling, hats, and caps | 0413 | 12/90 | 135.7 | 135.8 | 135.8 | -1.0 | 0 |
| Fabric and leather gloves and mittens | 0417 | 12/03 | 102.5 | 102.7 | 102.8 | 1.7 | .1 |
| Raincoats and other waterproof outer garments | 0422 | 06/02 | 100.2 | 100.3 | 100.3 | .5 | 0 |
| Belts, other than leather | 0425 | 06/85 | 113.9 | 113.7 | 113.7 | .7 | 0 |
| Leather and sheep-lined clothing | 0428 | 12/03 | 102.4 | 103.3 | 103.1 | .4 | -2.0 |
| Apparel and accessories, n.e.c. | 0441 | 12/85 | 135.4 | 135.7 | 135.7 | 6.5 | 0 |
| Contract work on apparel | 05 | 06/87 | 122.4 | 122.4 | 122.9 | .9 | .4 |
| Women's/girls/infants' cut & sew apparel | 06 | 12/03 | 100.5 | 100.0 | 99.6 | -6.0 | -4.0 |
| Women's and girls' knit shirts and blouses | 0601 | 12/03 | 101.2 | 101.2 | 101.8 | -1.0 | .6 |
| Women's and girls' woven shirts and blouses | 0602 | 12/03 | 100.4 | 100.5 | 100.5 | .5 | 0 |
| Women's, misses', and juniors' dresses | 0611 | 12/03 | 98.5 | 98.2 | 98.5 | .1 | .3 |
| Girls' dresses | 0612 | 12/03 | 100.3 | 98.5 | 94.4 | -5.6 | -4.2 |
| Women's misses', and juniors' skirts | 0623 | | 113.3 | 113.3 | 113.3 | 0 | 0 |
| Women's misses', juniors' tailored jackets and vests | 0624 | | 119.4 | 118.8 | 118.8 | .7 | 0 |
| Women's and girls' jeans and slacks | 0631 | 12/03 | 98.2 | 98.2 | 98.2 | .2 | 0 |
| Women's misses', and juniors' swimwear | 0632 | 12/03 | 104.2 | (²) | (²) | (²) | (²) |
| Women's other outerwear and girls' sweaters | 0633 | 12/03 | 101.9 | 101.6 | 101.4 | -3.8 | -2.0 |
| Women's and girls' underwear | 0641 | 12/03 | 106.3 | 106.4 | 106.4 | 2.0 | 0 |
| Women's and girls' nightwear | 0642 | 12/03 | 95.4 | 96.0 | 96.0 | -5.0 | 0 |
| Women's, misses', and juniors' brassieres | 0643 | | 143.3 | 144.7 | 144.6 | 1.7 | -1.0 |
| Women's corsets, combinations, and accessories | 0644 | 12/03 | 104.3 | 108.3 | 107.2 | 2.8 | -1.0 |
| Robes and dressing gowns | 0645 | | 179.7 | 179.7 | 179.7 | 5.3 | 0 |
| Infants' outerwear | 0652 | 12/03 | 101.4 | 101.3 | 101.3 | .5 | 0 |
| Men's and boys' cut and sew apparel | 07 | 12/03 | 97.6 | 97.4 | 97.4 | -1.7 | 0 |
| Men's, junior boys', & little boys' trousers | 0701 | 12/03 | 92.6 | 91.5 | 91.5 | -6.8 | 0 |
| Men's and junior boys' jeans | 0702 | 12/03 | 99.8 | 99.8 | 99.8 | -1.4 | 0 |
| Men's and junior boys' work shirts | 0711 | 12/03 | 101.3 | 101.3 | 101.3 | -4.5 | 0 |
| Men's and junior boys' work clothing | 0712 | 12/03 | 94.0 | 94.0 | 94.0 | -5.5 | 0 |
| Men's, junior boys', & little boys' knit shirts | 0721 | 12/03 | 97.3 | 97.2 | 97.3 | .1 | .1 |
| Men's, junior boys', & little boys' woven shirts | 0722 | 12/03 | 105.7 | 105.4 | 105.5 | 1.5 | .1 |
| Men's, junior & little boys' suits, incl. uniforms | 0731 | 12/03 | 99.2 | 98.2 | 98.3 | -2.4 | .1 |
| Men's and junior boys' overcoats and topcoats | 0732 | 12/03 | 104.5 | (²) | (²) | (²) | (²) |
| Men's and junior boys' tailored sport coats & vests | 0733 | 12/03 | 99.6 | 99.6 | 99.6 | -7.0 | 0 |
| Men's/junior & little boys' nontailored heavy jacket | 0741 | 12/03 | 97.8 | 97.7 | 97.8 | 2.4 | .1 |
| Men's/boys' sweaters, & men's/junior boys' outerwear | 0743 | 12/03 | 104.2 | 104.0 | 104.0 | .3 | 0 |
| Men's and junior boys' neckwear | 0751 | 12/03 | 102.1 | 102.1 | 102.1 | .4 | 0 |
| Men's, junior boys', & little boys' underwear | 0761 | 12/03 | 103.7 | 104.7 | (²) | (²) | (²) |
| Men's, junior & little boys' nightwear, except robes | 0762 | 12/03 | 102.1 | (²) | (²) | (²) | (²) |
| Men's, junior boys', & little boys' robes | 0763 | 12/03 | 102.7 | (²) | (²) | (²) | (²) |
| Apparel made in knitting mills | 08 | 12/03 | 98.2 | 98.2 | 98.3 | .9 | .1 |
| Knit outerwear | 0807 | 06/05 | 101.7 | 101.7 | 101.7 | 1.7 | 0 |
| Men's, junior boys' knit underwear and nightwear | 0811 | 12/03 | 96.2 | (²) | 96.2 | -3.0 | (²) |
| Women's/children's knit underwear/nightwear | 0812 | 12/03 | 100.0 | 100.0 | 100.0 | 0 | 0 |
| Women's/girls' finished pantyhose and tights | 0821 | 12/03 | 100.4 | 100.1 | 101.4 | 1.7 | 1.3 |
| Other women's/girls' finished sheer hosiery | 0822 | 12/03 | 104.0 | 104.5 | 104.4 | 4.2 | -1.0 |
| Men's finished seamless hosiery and socks | 0824 | 12/03 | 100.2 | 100.5 | 100.4 | .5 | -1.0 |
| All other finished hosiery and socks, exc. Sheer | 0825 | 12/03 | 98.5 | 98.5 | 98.5 | .2 | 0 |
| Seamless hosiery shipped in the greige, exc. Sheer | 0826 | 12/03 | 99.1 | 98.4 | 98.4 | .2 | 0 |

See footnotes at end of table.

Table 6. Producer price indexes and percent changes for commodity groupings and individual items, not seasonally adjusted—Continued

(1982=100 unless otherwise indicated)

| Commodity | Commodity code | Other index base | Index | | | Percent change to June 2006 from: | |
|---|----------------|------------------|------------------------|-----------------------|------------------------|-----------------------------------|------------------|
| | | | Feb. 2006 ¹ | May 2006 ¹ | June 2006 ¹ | June 2005 | May 2006 |
| Textile housefurnishings | 0382 | | 122.8 | 122.9 | 122.8 | -0.5 | -0.1 |
| Textile house furnishings | 03 | 06/83 | 132.3 | 132.4 | 132.3 | -5 | -1 |
| Curtains and draperies | 0304 | 12/05 | 100.2 | 101.5 | 101.2 | (²) | -3 |
| Other textiles, incl towels and bed textiles | 0312 | 06/05 | 99.3 | 99.2 | 99.1 | -9 | -1 |
| Fabricated products, n.e.c. | 0383 | | 136.9 | 138.0 | 137.9 | 2.5 | -1 |
| Industrial and other fabricated products | 03 | | 136.4 | 137.4 | 137.4 | 2.5 | 0 |
| Other trimmings and findings | 0311 | 12/83 | 142.0 | 142.0 | (²) | (²) | (²) |
| Soft fiber cordage and twine, except cotton | 0324 | 06/85 | 133.6 | 134.6 | 134.1 | 3.8 | -4 |
| Cotton cordage and twine | 0325 | 06/85 | 94.3 | 94.3 | 94.3 | 1.9 | 0 |
| Textile bags | 0341 | 12/85 | 143.0 | 142.5 | 142.7 | 2.7 | .1 |
| Canvas and related products | 0345 | 06/03 | 104.1 | 105.4 | 105.1 | 1.8 | -3 |
| Fabricated textile products, nec. | 0351 | 12/85 | 116.8 | 117.8 | 117.9 | 2.6 | .1 |
| Miscellaneous textile products/services | 039 | 06/85 | 125.7 | 124.6 | 125.7 | .7 | .9 |
| Textile materials n.e.c. & proc. textile | 0391 | 06/85 | 136.6 | 133.5 | 135.5 | -2.4 | 1.5 |
| Textile fibers, yarns, and fabrics, n.e.c. | 01 | 06/85 | 128.1 | 128.1 | 128.1 | 1.4 | 0 |
| Padding and upholstery filling | 0104 | 12/85 | 129.9 | 130.0 | 130.0 | 1.6 | 0 |
| Jute goods and scouring and combing mill products | 0106 | 12/01 | 112.7 | 112.7 | 112.7 | -7 | 0 |
| Textile waste | 02 | 12/85 | 144.3 | 139.6 | 142.7 | -4.1 | 2.2 |
| Processed textile waste | 0201 | 12/85 | 186.4 | (²) | 186.6 | 5.1 | (²) |
| Used wiping cloths | 0203 | 12/86 | 87.5 | 85.6 | (²) | (²) | (²) |
| Contract work on textile products | 0392 | 06/87 | 120.3 | 120.2 | 121.0 | 3.4 | .7 |
| Commission finishing of broadwoven fabrics | 0101 | 06/87 | 130.0 | 129.8 | 130.7 | 3.9 | .7 |
| Comm. knit/knit & fin. of circular & warp knit fabr. | 0104 | 12/94 | 97.7 | 97.7 | 97.7 | 0 | 0 |
| Other finishing of textiles | 0393 | 12/01 | 101.9 | 101.6 | 102.2 | 1.3 | .6 |
| Hides, skins, leather, and related products | 04 | | 165.6 | 168.6 | 169.1 | 2.1 | .3 |
| Hides and skins, incl. cattle | 041 | | 188.0 | 196.0 | 200.1 | 4.7 | 2.1 |
| Leather | 042 | | 219.3 | 225.4 | 225.9 | 2.5 | .2 |
| Finished and unfinished leather | 0427 | 12/97 | 120.2 | 123.6 | 123.8 | 2.5 | .2 |
| Finished and unfinished leather | 0102 | 12/03 | 100.1 | 103.0 | 103.2 | 2.7 | .2 |
| Contract tanning and finishing | 0109 | 12/97 | 115.0 | 115.0 | 115.0 | -6 | 0 |
| Footwear | 043 | | 148.7 | 148.9 | 148.9 | .4 | 0 |
| Men's footwear, excluding athletic | 0431 | | 164.0 | 164.2 | 164.2 | .2 | 0 |
| Women's footwear, excluding athletic | 0432 | | 133.8 | 134.2 | 134.0 | 1.4 | -1 |
| All other footwear | 0439 | 12/02 | 98.4 | 98.4 | 98.4 | 0 | 0 |
| Other leather and related products | 044 | | 153.1 | 153.4 | 153.0 | 1.3 | -3 |
| Luggage and small leather goods | 0441 | | 142.8 | 142.9 | 141.9 | 2.0 | -7 |
| Hand luggage | 0112 | 12/84 | 110.6 | 110.6 | 110.6 | 0 | 0 |
| Luggage other than hand luggage | 0113 | 12/84 | 156.9 | 158.6 | 158.4 | 3.9 | -1 |
| Women's & children's handbags & purses | 0128 | 06/82 | 140.5 | 140.1 | 136.8 | 4.0 | -2.4 |
| Other personal leather goods | 0132 | 06/82 | 150.6 | 150.6 | 150.6 | 1.2 | 0 |
| Gloves | 0442 | | 158.7 | 159.4 | 161.5 | 1.6 | 1.3 |
| Leather/leather-like goods, n.e.c. | 0445 | 06/85 | 151.3 | 151.7 | 151.7 | .6 | 0 |
| All other leather goods, nec | 0101 | 06/85 | 154.1 | 154.6 | 154.6 | .8 | 0 |
| Leather belts | 0111 | 06/85 | 146.0 | 146.0 | 146.0 | .1 | 0 |
| Fuels and related products and power | 05 | | 163.5 | 172.4 | 171.0 | 17.1 | -8 |
| Coal | 051 | | 125.4 | 127.3 | 127.3 | 10.1 | 0 |
| Anthracite | 0511 | | 151.2 | 152.7 | 152.6 | 17.0 | -1 |
| Prepared anthracite shipped | 01 | | 161.9 | 163.9 | 163.9 | 22.6 | 0 |
| Unprepared anthracite shipped | 02 | | 115.7 | 115.7 | 115.7 | 1.2 | 0 |
| Bituminous coal and Lignite | 0512 | | 125.2 | 127.1 | 127.1 | 10.0 | 0 |
| Unprepared bituminous coal and Lignite | 08 | | 115.6 | 115.8 | 114.7 | 2.0 | -9 |
| Prepared bituminous and Lignite | 09 | 12/01 | 129.0 | 131.3 | 131.6 | 11.8 | .2 |
| Mechanically cleaned bituminous coal and lignite | 0901 | 12/01 | 141.2 | 142.0 | 140.8 | 5.4 | -8 |
| Bituminous coal and Lignite, other preparation | 0902 | 12/01 | 128.4 | 130.8 | 131.1 | 12.1 | .2 |
| Gas fuels | 053 | | 296.3 | 266.2 | 243.1 | -6 | -8.7 |

See footnotes at end of table.

Table 6. Producer price indexes and percent changes for commodity groupings and individual items, not seasonally adjusted—Continued

(1982=100 unless otherwise indicated)

| Commodity | Commodity code | Other index base | Index | | | Percent change to June 2006 from: | |
|---|----------------|------------------|------------------------|-----------------------|------------------------|-----------------------------------|------------------|
| | | | Feb. 2006 ¹ | May 2006 ¹ | June 2006 ¹ | June 2005 | May 2006 |
| Natural gas | 0531 | | 317.6 | 274.7 | 245.0 | -6.0 | -10.8 |
| Liquefied petroleum gas | 0532 | | 245.0 | 270.8 | 275.8 | 30.8 | 1.8 |
| Propane | 0104 | | 273.8 | 303.5 | 316.3 | 30.5 | 4.2 |
| Butane | 0105 | | 192.6 | 185.7 | 191.3 | 26.9 | 3.0 |
| Gas mixtures and other natural gas liquids | 0107 | 06/84 | 236.1 | 274.9 | 276.0 | 32.5 | .4 |
| Electric power | 054 | | 159.1 | 159.8 | 164.8 | 7.9 | 3.1 |
| Residential electric power | 0541 | 12/90 | 133.6 | 133.9 | 133.8 | 5.3 | -1 |
| Commercial electric power | 0542 | | 157.8 | 158.3 | 167.4 | 8.5 | 5.7 |
| Industrial electric power | 0543 | | 168.6 | 169.6 | 179.0 | 12.1 | 5.5 |
| Other electric power | 0545 | 12/90 | 120.5 | 122.9 | 124.3 | 7.3 | 1.1 |
| Utility natural gas | 055 | 12/90 | 254.5 | 226.1 | 214.9 | 5.0 | -5.0 |
| Residential natural gas | 0551 | 12/90 | 246.9 | 222.0 | 213.7 | 7.2 | -3.7 |
| Commercial natural gas | 0552 | 12/90 | 266.0 | 234.1 | 223.2 | 6.0 | -4.7 |
| Industrial natural gas | 0553 | 12/90 | 273.3 | 241.6 | 225.5 | 3.0 | -6.7 |
| Natural gas to electric utilities | 0554 | 12/90 | 213.1 | 187.8 | 180.3 | 1.5 | -4.0 |
| Crude petroleum (domestic production) | 0561 | | 160.2 | 192.7 | 185.5 | 25.7 | -3.7 |
| Petroleum products, refined | 057 | | 169.3 | 215.6 | 220.5 | 40.5 | 2.3 |
| Gasoline | 0571 | | 162.2 | 225.2 | 230.1 | 44.3 | 2.2 |
| Unleaded premium gasoline | 03 | | 164.2 | 225.6 | 234.7 | 46.1 | 4.0 |
| Unleaded regular gasoline | 04 | | 159.5 | 222.4 | 226.2 | 43.7 | 1.7 |
| Unleaded mid-premium gasoline | 05 | 12/87 | 273.8 | 375.1 | 384.7 | 44.6 | 2.6 |
| Kerosene and jet fuels | 0572 | | 183.7 | 216.7 | 217.8 | 44.9 | .5 |
| Kerosene | 02 | | 166.7 | 197.0 | 200.4 | 30.8 | 1.7 |
| Jet fuel | 03 | | 185.5 | 218.8 | 219.8 | 46.0 | .5 |
| Light fuel oils | 0573 | | 190.0 | 231.4 | 239.5 | 32.6 | 3.5 |
| Home heating oil and other distillates | 02 | | 183.3 | 222.3 | 229.0 | 32.2 | 3.0 |
| #2 diesel fuel | 03 | | 196.2 | 239.6 | 248.9 | 33.0 | 3.9 |
| Residual fuels | 0574 | | 181.6 | 162.2 | 174.1 | 20.8 | 7.3 |
| Finished lubricants | 0576 | | 233.8 | 252.5 | 256.5 | 29.5 | 1.6 |
| Lubricating grease | 03 | | 206.3 | 222.6 | 220.6 | 18.9 | -9 |
| Lubricating and similar oils | 04 | 06/85 | 219.9 | 237.5 | 241.7 | 30.2 | 1.8 |
| Petroleum and coal products, n.e.c. | 058 | 12/84 | 103.0 | 133.0 | 146.5 | 56.4 | 10.2 |
| Petroleum and coal products, n.e.c. | 0581 | | | | | | |
| Asphalt | 0112 | 06/85 | 103.3 | 141.1 | 159.2 | 71.4 | 12.8 |
| Other petroleum and coal products | 0119 | 12/84 | 169.7 | 176.9 | 174.4 | 9.3 | -1.4 |
| Chemicals and allied products | 06 | | 203.4 | 205.8 | 207.9 | 11.1 | 1.0 |
| Industrial chemicals | 061 | | 206.1 | 212.3 | 217.5 | 22.3 | 2.4 |
| Basic inorganic chemicals ⁴ | 0613 | | 169.4 | 172.0 | 172.8 | 23.7 | .5 |
| Other inorganic chemicals | 02 | | 159.8 | 164.1 | 165.1 | 24.5 | .6 |
| Aluminum compounds | 0209 | 06/95 | 129.5 | 129.9 | 127.3 | 11.6 | -2.0 |
| Lime, inc., quick hydrated & dead burned dolomite | 0213 | | 153.7 | 156.4 | 157.5 | 10.5 | .7 |
| Potassium & sodium compounds, ex. bleaches/alkalies | 0217 | 06/01 | 129.6 | 135.6 | 135.2 | 23.1 | -3 |
| Other inorganic acids, inc. hydrochloric | 0224 | 06/02 | 104.9 | 100.6 | 100.8 | -1.4 | .2 |
| Sulfuric acid | 0232 | 06/87 | 169.2 | 169.2 | (²) | (²) | (²) |
| Barite | 0252 | 12/84 | 89.8 | 89.8 | 89.8 | 1.1 | 0 |
| Rock salt | 0271 | 12/84 | 195.2 | 209.1 | 203.8 | 8.0 | -2.5 |
| Processed or refined potassium salts | 0274 | 12/84 | 202.5 | 202.5 | 202.5 | 9.8 | 0 |
| Other inorganic chemicals | 0282 | 12/82 | 169.5 | 174.7 | 176.5 | 29.5 | 1.0 |
| Alkalies and chlorine | 03 | | 259.9 | 249.0 | 247.8 | 19.3 | -5 |
| Natural sodium carbonate and sulfate | 0301 | | 115.2 | 123.3 | (²) | (²) | (²) |
| Chlorine, sodium hydroxide, and other alkalies | 0302 | 06/05 | 125.2 | 119.9 | 119.3 | 19.3 | -5 |
| Basic organic chemicals ⁴ | 0614 | | 215.9 | 223.4 | 230.4 | 21.8 | 3.1 |
| Primary | 01 | | 249.4 | 269.1 | 283.7 | 41.6 | 5.4 |

See footnotes at end of table.

Table 6. Producer price indexes and percent changes for commodity groupings and individual items, not seasonally adjusted—Continued

(1982=100 unless otherwise indicated)

| Commodity | Commodity code | Other index base | Index | | | Percent change to June 2006 from: | |
|---|----------------|------------------|------------------------|-----------------------|------------------------|-----------------------------------|------------------|
| | | | Feb. 2006 ¹ | May 2006 ¹ | June 2006 ¹ | June 2005 | May 2006 |
| Basic organic chemicals ⁴ —Continued | 0614 | | | | | | |
| Aromatics | 0197 | 06/01 | 244.7 | 282.7 | 315.1 | 50.6 | 11.5 |
| Liquid refinery gases | 0198 | 06/01 | 234.9 | 246.5 | 253.5 | 38.8 | 2.8 |
| Other primary basic organic chemicals | 0199 | 06/87 | 150.0 | (²) | (²) | (²) | (²) |
| Intermediate | 02 | | 162.4 | 156.9 | 168.0 | 12.4 | 7.1 |
| Cyclic intermediate chemicals | 0281 | 06/01 | 151.3 | 145.9 | 157.0 | 13.7 | 7.6 |
| Synthetic organic dyes | 0282 | 06/01 | 82.9 | 82.5 | 82.2 | -4.0 | -4 |
| Other basic organics | 03 | | 170.2 | 171.4 | 171.4 | 7.7 | 0 |
| Ethanol (ethyl alcohol) | 0341 | | 203.7 | 242.1 | 282.4 | 56.0 | 16.6 |
| Other basic organics | 0399 | 06/87 | 168.6 | 168.3 | 166.7 | 5.5 | -1.0 |
| Paints and allied products | 062 | | 200.6 | 203.4 | 203.3 | 6.8 | 0 |
| Prepared paint | 0621 | | 196.7 | 202.3 | 202.0 | 7.4 | -1 |
| Architectural coatings | 01 | | 211.4 | 222.4 | 222.4 | 9.0 | 0 |
| OEM finishes excluding marine coatings | 02 | 06/83 | 145.0 | 145.8 | 145.1 | 6.4 | -5 |
| Special purpose coatings, incl. marine, in | 03 | 06/83 | 254.9 | 260.4 | 260.1 | 5.9 | -1 |
| Paint materials | 0622 | | 199.7 | 196.5 | 196.4 | 4.1 | -1 |
| Paint colors | 02 | | 170.0 | 166.7 | 166.6 | 3.7 | -1 |
| Iron oxide pigments | 0206 | 06/83 | 200.4 | 203.0 | 202.7 | 4.1 | -1 |
| Titanium pigments | 0209 | | 174.0 | 168.2 | 166.9 | 3.9 | -8 |
| All other organic pigments | 0298 | 06/87 | 122.2 | 122.8 | 122.8 | .9 | 0 |
| All other inorganic pigments | 0299 | 06/83 | 180.2 | 176.5 | 179.2 | 6.2 | 1.5 |
| Paint fillers | 04 | | 134.6 | 135.0 | 135.1 | 7.0 | .1 |
| Allied and miscellaneous paint products | 0623 | 06/83 | 224.1 | 218.2 | 220.5 | 9.6 | 1.1 |
| Drugs and pharmaceuticals | 063 | | 309.7 | 314.1 | 315.2 | 5.8 | .4 |
| Medicinal and botanical chemicals | 0631 | | 139.2 | 137.3 | 137.3 | 1.0 | 0 |
| Synthetic organic medicinal chemicals, bulk | 0201 | 06/82 | 139.7 | 137.6 | 137.6 | 1.5 | 0 |
| Other medicinals and botanicals, bulk | 0202 | 06/82 | 125.8 | 125.0 | 125.1 | -1.2 | .1 |
| Preparations, veterinary | 0634 | | 134.1 | 134.7 | (²) | (²) | (²) |
| Biological products | 0637 | | 199.3 | 200.0 | 202.0 | 3.2 | 1.0 |
| Blood & derivatives, human use | 11 | | 152.6 | (²) | (²) | (²) | (²) |
| Diagnostics and other biologicals | 14 | | 219.3 | 220.3 | 221.6 | 2.1 | .6 |
| Diagnostic substances | 1402 | | 160.8 | 161.8 | 163.0 | 2.5 | .7 |
| Other biologics, except diagnostics, for human use | 1405 | 12/04 | 121.4 | 121.5 | 121.5 | .8 | 0 |
| Biological products for veterinary, indus | 17 | 12/04 | 103.8 | 103.8 | 103.8 | 3.3 | 0 |
| Pharmaceutical preparations | 0638 | 06/01 | 123.1 | 125.6 | 126.0 | 7.1 | .3 |
| Neoplasms, endocrine & metabolic disease | 01 | 06/01 | 144.1 | 144.2 | 145.8 | 7.9 | 1.1 |
| Central nervous system and sense org | 02 | 06/01 | 121.3 | 125.6 | 125.7 | 11.8 | .1 |
| Cardiovascular system | 03 | 06/01 | 122.7 | 122.8 | 122.8 | 2.1 | 0 |
| Respiratory system | 04 | 06/01 | 120.9 | 121.5 | 120.8 | 2.7 | -6 |
| Digestive and genito-urinary systems | 05 | 06/01 | 125.3 | 130.5 | 132.3 | 11.3 | 1.4 |
| Skin preparations | 06 | 06/01 | 121.9 | 126.5 | 126.5 | 8.6 | 0 |
| Vitamins, nutrients & hematinic preps. | 07 | 06/01 | 102.9 | 103.6 | 103.5 | 1.5 | -1 |
| Parasitic and infective diseases | 08 | 06/01 | 124.7 | 127.4 | 127.5 | 6.5 | .1 |
| Fats and oils, inedible | 064 | | 146.6 | 146.3 | 145.1 | -2.8 | -8 |
| Fats and oils, inedible | 0641 | | | | | | |
| Soybean oil, processed for inedible purposes | 0131 | 06/95 | 98.1 | 100.7 | 101.5 | 1.5 | .8 |
| Inedible tallow and grease, except wool grease | 0132 | 06/02 | 139.2 | 125.0 | 116.2 | -17.8 | -7.0 |
| Agricultural chemicals and chemical prod | 065 | | 161.6 | 160.1 | 158.1 | 4.0 | -1.2 |
| Mixed fertilizers | 0651 | | 145.5 | 145.1 | 143.9 | 6.1 | -8 |
| Fertilizer materials | 0652 | | 170.6 | 164.3 | 162.7 | 4.6 | -1.0 |
| Nitrogenates | 01 | | 227.6 | 205.9 | 202.9 | 5.0 | -1.5 |
| Synthetic ammonia, nitric acid & ammonium compounds | 0135 | 06/03 | 154.4 | 141.7 | 139.9 | 8.0 | -1.3 |
| Urea | 0136 | | 159.5 | 134.0 | 130.2 | -9.2 | -2.8 |
| Fertilizer materials of organic origin | 0137 | 12/93 | 237.3 | 219.2 | 219.2 | 7.9 | 0 |
| Phosphates | 02 | | 132.0 | 134.9 | 134.2 | 4.2 | -5 |
| Phosphate rock | 0255 | 12/04 | 88.7 | 108.2 | (²) | (²) | (²) |
| Superphosphate & other phosphate fert. materials | 0271 | 06/03 | 136.0 | 133.3 | 137.7 | 6.3 | 3.3 |
| Other agricultural chemicals | 0653 | | 153.3 | 157.3 | 154.6 | 2.9 | -1.7 |
| Agricultural & commercial insecticides & chemicals | 0106 | 06/03 | 102.0 | 105.1 | 103.0 | 1.5 | -2.0 |
| Lawn & garden pesticides & chemicals | 0107 | 06/03 | 101.4 | (²) | 102.8 | 3.3 | (²) |
| Household & institutional pesticides & chemicals | 0108 | 06/03 | 114.3 | 114.3 | 114.3 | 15.6 | 0 |

See footnotes at end of table.

Table 6. Producer price indexes and percent changes for commodity groupings and individual items, not seasonally adjusted—Continued

(1982=100 unless otherwise indicated)

| Commodity | Commodity code | Other index base | Index | | | Percent change to June 2006 from: | |
|---|----------------|------------------|------------------------|-----------------------|------------------------|-----------------------------------|------------------|
| | | | Feb. 2006 ¹ | May 2006 ¹ | June 2006 ¹ | June 2005 | May 2006 |
| Plastic resins and materials | 066 | | 200.0 | 196.5 | 199.0 | 6.8 | 1.3 |
| Thermoplastics resins and plastics mater | 0662 | | 202.8 | 198.2 | 201.4 | 7.7 | 1.6 |
| Thermosetting resins and plastics materi | 0663 | | 200.8 | 202.1 | 201.8 | 3.1 | -1 |
| Other chemicals and allied products | 067 | | 157.6 | 157.6 | 157.4 | 4.8 | -1 |
| Soap and synthetic detergents | 0671 | | 140.9 | 141.4 | 141.5 | 4.4 | .1 |
| Soaps & synth. detergents, ex. glycerin | 04 | 06/83 | 135.4 | 135.8 | 135.9 | 4.5 | .1 |
| Soaps and detergents, nonhousehold | 0401 | 06/83 | 174.2 | 174.2 | 174.6 | 5.2 | .2 |
| Household detergents | 0402 | | 120.1 | 120.6 | 120.6 | 3.9 | 0 |
| Household soap, except specialty cleaners | 0403 | 06/83 | 159.9 | 160.6 | 160.6 | 6.3 | 0 |
| Specialty cleaning, polish. & san. prods | 0672 | 06/83 | 152.7 | 152.5 | 153.3 | 4.8 | .5 |
| Household bleaches | 0101 | 06/83 | 167.8 | (²) | (²) | (²) | (²) |
| Specialty cleaning and sanitation products | 0102 | 06/83 | 145.1 | 145.1 | 146.0 | 4.5 | .6 |
| Polishing preparations and related products | 0103 | 06/83 | 167.6 | 166.4 | 167.5 | 3.1 | .7 |
| Cosmetics and other toilet preparations | 0675 | | 144.3 | 144.4 | 144.5 | .7 | .1 |
| Shaving preparations | 02 | | 118.5 | 119.4 | 119.4 | .9 | 0 |
| Perfume, cologne & toilet water | 03 | | 163.7 | 163.9 | 163.9 | 1.2 | 0 |
| Hair preparations | 04 | | 145.6 | 145.8 | 145.8 | .6 | 0 |
| Dentifrices | 05 | | (²) | 116.5 | (²) | (²) | (²) |
| Creams, lotions and oils | 14 | 06/99 | 106.7 | 107.9 | 107.9 | 1.2 | 0 |
| Other cosmetics and toilet preparations | 15 | 06/99 | 103.5 | 103.0 | 103.0 | -1.0 | 0 |
| Misc. chemical prod. and preparations | 0679 | | 174.0 | 174.0 | 173.1 | 7.6 | -5 |
| Explosives | 02 | | 179.2 | 179.7 | 179.8 | 5.4 | .1 |
| Industrial gases | 03 | | 187.1 | 179.0 | 176.5 | 7.2 | -1.4 |
| Acetylene | 0301 | | 209.6 | 216.1 | (²) | (²) | (²) |
| Carbon dioxide | 0302 | | 137.1 | 138.0 | 139.5 | 3.6 | 1.1 |
| Nitrogen | 0303 | | 116.1 | 116.0 | 117.1 | 10.7 | .9 |
| Oxygen | 0304 | | 213.6 | 216.6 | 215.6 | 10.8 | -5 |
| Other industrial gases, n.e.c. | 0308 | | 191.5 | 171.0 | 164.3 | 3.7 | -3.9 |
| Adhesives and sealants | 04 | 12/83 | 187.9 | 188.1 | 188.9 | 9.3 | .4 |
| Natural base glues and adhesives | 0401 | 12/83 | 210.1 | 210.9 | 210.3 | 3.2 | -3 |
| Synthetic resin and rubber adhesives | 0402 | 12/83 | 189.9 | 191.8 | 192.9 | 10.5 | .6 |
| Caulking compounds and sealants | 0403 | 12/83 | 168.7 | 165.2 | 165.5 | 7.7 | .2 |
| Surface active agents | 05 | 12/83 | 193.5 | 192.2 | 189.6 | 3.0 | -1.4 |
| Textile and leather assistants | 0501 | 12/83 | 146.5 | 146.5 | 146.9 | 5.2 | .3 |
| Bulk surfactants | 0502 | 12/83 | 199.5 | 198.0 | 195.0 | 2.7 | -1.5 |
| Gum and wood chemicals | 06 | 06/84 | 178.4 | 192.8 | 190.0 | 15.0 | -1.5 |
| Other miscellaneous chemical products | 09 | | 156.4 | 157.7 | 157.3 | 8.4 | -3 |
| Salt, evaporated and solar | 0904 | 06/85 | 152.2 | 157.3 | 160.0 | 9.1 | 1.7 |
| Carbon, black | 0918 | 12/83 | 216.3 | (²) | 216.5 | 36.8 | (²) |
| Printing ink | 0919 | 06/84 | 141.7 | 143.3 | 144.5 | 5.3 | .8 |
| Water-treating compounds | 0961 | 06/85 | 173.4 | 165.3 | 165.3 | -2.1 | 0 |
| Other chemical preparations, n.e.c. | 0999 | 06/85 | 180.6 | 185.3 | 183.2 | 9.7 | -1.1 |
| Rubber and plastic products | 07 | | 153.2 | 154.0 | 153.0 | 7.4 | -6 |
| Rubber and rubber products | 071 | | 134.4 | 135.8 | 135.7 | 4.5 | -1 |
| Rubber, except natural rubber | 0711 | | 161.0 | 159.6 | 159.0 | 6.3 | -4 |
| Synthetic rubber | 02 | | 161.8 | 160.4 | 159.8 | 6.3 | -4 |
| Tires, tubes, tread, & repair materials | 0712 | | 111.6 | 113.7 | 113.7 | 5.2 | 0 |
| Tires | 01 | | 108.4 | 110.6 | 110.6 | 4.8 | 0 |
| Passenger car pneumatic tires | 0104 | 12/03 | 114.9 | 117.9 | 118.0 | 7.8 | .1 |
| Truck and bus pneumatic tires | 0105 | | 104.0 | 105.2 | 105.2 | .9 | 0 |
| Other pneumatic and all solid tires | 0121 | 06/83 | 135.5 | 137.8 | 137.8 | 4.3 | 0 |
| Tread rubber, tire sundries, & repair matl | 03 | | 168.4 | 169.2 | 169.2 | 7.5 | 0 |
| Miscellaneous rubber products | 0713 | | 150.4 | 151.9 | 151.7 | 3.3 | -1 |
| Footwear | 01 | | 132.6 | 132.6 | 132.6 | 2.7 | 0 |
| Protective footwear | 0107 | | 159.1 | 159.1 | 159.1 | 6.4 | 0 |
| Shoes with fabric uppers, exc sandals & slippers | 0108 | 12/86 | 115.4 | 115.4 | (²) | (²) | (²) |
| Rubber and plastic belts and belting | 03 | | 165.2 | 166.6 | 166.6 | 3.8 | 0 |
| Flat rubber and plastics belts and belting | 0371 | 12/03 | 119.6 | 119.6 | 119.6 | 9.3 | 0 |
| Rubber and plastics belt and belting, except flat | 0372 | 12/03 | 103.8 | 105.4 | (²) | (²) | (²) |
| Rubber hose | 04 | | 176.2 | 176.3 | 177.1 | 3.1 | .5 |
| Rubber and plastics garden hose | 0455 | 12/03 | 104.9 | 103.9 | 103.9 | 4.7 | 0 |
| All other rubber and plastics hoses | 0457 | 12/03 | 110.9 | 111.1 | 111.6 | 3.0 | .5 |
| Miscellaneous rubber products, n.e.c. | 06 | 06/83 | 138.5 | 140.3 | 139.9 | 3.2 | -3 |
| Industrial rubber products, n.e.c. | 0604 | 06/83 | 183.9 | 185.6 | 185.4 | 6.0 | -1 |
| Rubber clothing and coated fabrics | 0605 | 06/83 | 143.7 | 144.0 | 144.0 | 1.1 | 0 |

See footnotes at end of table.

Table 6. Producer price indexes and percent changes for commodity groupings and individual items, not seasonally adjusted—Continued

(1982=100 unless otherwise indicated)

| Commodity | Commodity code | Other index base | Index | | | Percent change to June 2006 from: | |
|--|----------------|------------------|------------------------|-----------------------|------------------------|-----------------------------------|-------------|
| | | | Feb. 2006 ¹ | May 2006 ¹ | June 2006 ¹ | June 2005 | May 2006 |
| Miscellaneous rubber products—Continued | 0713 | | | | | | |
| Other rubber goods | 0606 | 06/83 | 139.8 | 142.0 | 141.2 | 2.2 | -0.6 |
| Sponge and foam rubber | 0607 | 06/83 | 161.2 | 161.2 | 161.2 | 11.0 | 0 |
| Rubber floor and wall coverings | 0608 | 06/83 | 132.7 | 132.7 | 132.7 | 3.8 | 0 |
| Compounds or mixtures | 0612 | 06/83 | 139.4 | 139.6 | 139.6 | 6.2 | 0 |
| Rubber druggist & med. Sundries, incl. prophylactics | 0616 | 12/03 | 105.4 | 106.1 | 106.1 | 4.0 | 0 |
| Rubber products for mechanical use | 0617 | 12/04 | 101.0 | 103.1 | 102.6 | 2.1 | -5 |
| Plastic products | 072 | | 165.5 | 165.9 | 164.6 | 8.4 | -8 |
| Construction products from plastics | 0721 | | 183.4 | 182.4 | 182.2 | 19.2 | -1 |
| Other plastic construction products | 0602 | | 170.3 | 172.4 | 172.0 | 5.1 | -2 |
| Plastics pipe | 0603 | 12/05 | 98.6 | 91.1 | 91.3 | (²) | .2 |
| Plastics pipe fittings and unions | 0604 | 12/05 | 102.5 | 105.6 | 104.3 | (²) | -1.2 |
| Plastics plumbing fixtures | 0605 | 12/05 | 102.8 | 102.6 | 102.6 | (²) | 0 |
| Unsupp. plastic film/sheet/other shapes | 0722 | | 177.1 | 175.8 | 172.3 | 5.1 | -2.0 |
| Laminated plastic sheets, rods, and tube | 0723 | | 169.2 | 171.0 | 171.0 | 4.3 | 0 |
| Packaging products from plastics | 0725 | | 167.1 | 166.5 | 161.7 | 4.3 | -2.9 |
| Parts for manufacturing from plastics | 0726 | | 127.8 | 128.0 | 128.5 | 8.5 | .4 |
| Parts for transportation equip. | 01 | | 122.2 | 122.7 | 122.8 | 3.6 | .1 |
| Other parts and components for mfg. | 02 | | 116.1 | 116.2 | 116.1 | 1.4 | -1 |
| Plastic components for furniture | 03 | 12/82 | 209.8 | 209.2 | 213.6 | 40.2 | 2.1 |
| Consumer, institut., & comm. prod., nec. | 0728 | | 162.3 | 167.8 | 166.9 | 7.6 | -5 |
| Other plastic products | 0729 | 12/82 | 172.0 | 172.6 | 172.6 | 6.5 | 0 |
| Custom compounding of purchased plastic resins | 0196 | 12/99 | 129.4 | 130.4 | 130.3 | 8.9 | -1 |
| Reinforced fiberglass and plastic products, n.e.c. | 0197 | 12/99 | 113.5 | 113.5 | 113.5 | 3.5 | 0 |
| Foam products, ex. polystyrene and urethane | 0198 | 12/99 | 121.8 | 120.8 | 121.1 | 2.7 | .2 |
| Lumber and wood products | 08 | | 198.4 | 198.9 | 195.4 | -1.1 | -1.8 |
| Lumber | 081 | | 200.9 | 201.7 | 192.4 | -4.9 | -4.6 |
| Softwood lumber | 0811 | | 207.6 | 208.4 | 194.3 | -7.3 | -6.8 |
| Flooring, siding, and cut stock | 05 | | 208.9 | 210.1 | 209.8 | 2.5 | -1 |
| Softwood lumber, not edge worked, not MFPM | 06 | 12/03 | 117.3 | 117.8 | 108.4 | -9.1 | -8.0 |
| Softwood lumber MFPM | 07 | 12/03 | 113.0 | 113.1 | 112.5 | 2.2 | -5 |
| Hardwood lumber | 0812 | | 195.3 | 196.4 | 196.5 | .5 | .1 |
| Hardwood dimension | 03 | | 199.2 | 199.7 | 200.0 | 1.3 | .2 |
| Hardwood dimension stock | 0311 | 06/84 | 173.1 | 173.7 | 174.1 | 1.5 | .2 |
| Wood frames for household furniture | 0312 | 06/84 | 172.5 | 172.5 | 172.5 | .9 | 0 |
| Hardwood flooring | 04 | 06/84 | 165.0 | 166.0 | 165.2 | -1.7 | -5 |
| Hardwood lumber, not edge worked, not MFPM | 05 | 12/03 | 102.7 | 103.5 | 103.8 | 2.4 | .3 |
| Hardwood lumber MFPM | 06 | 12/03 | 88.9 | 88.8 | 88.6 | -5.8 | -2 |
| Millwork | 082 | | 201.4 | 202.0 | 202.4 | 2.8 | .2 |
| General millwork | 0821 | | 199.7 | 200.7 | 201.6 | 3.0 | .4 |
| Wood kitchen cabinets and cabinetwork | 0101 | | 187.0 | 187.8 | 187.6 | 2.3 | -1 |
| Vanities and other cabinetwork | 0103 | 06/84 | 181.6 | 180.8 | 181.7 | 3.1 | .5 |
| Wood window units | 0112 | 06/83 | 177.5 | 179.7 | 179.7 | 4.6 | 0 |
| Wood sash | 0122 | 06/83 | 204.9 | 213.3 | 213.3 | 5.1 | 0 |
| Wood window and door frames | 0132 | 06/83 | 155.0 | 155.0 | 161.9 | 9.9 | 4.5 |
| Wood doors, flush and panel, interior and exterior | 0142 | 06/83 | 173.0 | 173.0 | 178.2 | 4.8 | 3.0 |
| Other wood doors, incl. garage, screen, storm, etc. | 0152 | 06/83 | 182.2 | 182.5 | 185.8 | 4.2 | 1.8 |
| Wood mouldings, ex. prefinished from purchased mldgs | 0162 | 06/83 | 182.2 | 183.1 | 181.3 | .7 | -1.0 |
| Mirror and picture frames | 0175 | 06/02 | 102.0 | 102.1 | 102.1 | 1.6 | 0 |
| Other millwork products | 0183 | 06/83 | 202.9 | 204.8 | 204.1 | 1.7 | -3 |
| Prefabricated structural members | 0822 | | 211.5 | 210.0 | 208.7 | 1.0 | -6 |
| Laminated veneer lumber | 0107 | 12/03 | 126.4 | 126.4 | 126.4 | 0 | 0 |
| Other engineered structural wood members | 0108 | 12/03 | 121.3 | 122.3 | 120.6 | -1.7 | -1.4 |
| Wood trusses | 0109 | 12/03 | 119.8 | 118.6 | 117.9 | 1.2 | -6 |
| Miscellaneous millwork products | 0823 | 06/84 | 180.6 | 183.0 | 182.5 | 5.9 | -3 |
| Plywood | 083 | | 179.6 | 176.6 | 172.8 | -7.2 | -2.2 |
| Softwood plywood | 0831 | | 205.4 | 198.2 | 190.7 | -14.6 | -3.8 |
| Softwood veneer and plywood | 0303 | 12/05 | 99.1 | 95.6 | 92.0 | (²) | -3.8 |

See footnotes at end of table.

Table 6. Producer price indexes and percent changes for commodity groupings and individual items, not seasonally adjusted—Continued

(1982=100 unless otherwise indicated)

| Commodity | Commodity code | Other index base | Index | | | Percent change to June 2006 from: | |
|--|----------------|------------------|------------------------|-----------------------|------------------------|-----------------------------------|------------------|
| | | | Feb. 2006 ¹ | May 2006 ¹ | June 2006 ¹ | June 2005 | May 2006 |
| Hardwood veneer and plywood | 0835 | 12/05 | 100.5 | 101.4 | 101.5 | (²) | 0.1 |
| Hardwood veneer and plywood | 01 | 12/05 | 100.5 | 101.4 | 101.5 | (²) | .1 |
| Hardwood veneer and plywood | 0101 | 12/05 | 100.5 | 101.4 | 101.5 | (²) | .1 |
| Other wood products | 084 | | 143.0 | 143.7 | 143.6 | 2.4 | -1 |
| Wood pallets and skids | 0841 | | 204.3 | 205.6 | 205.7 | 4.8 | 0 |
| Boxes | 0842 | | 168.3 | 168.3 | 168.3 | 2.2 | 0 |
| Nailed or lock-corner wooden boxes | 0101 | 06/85 | 161.9 | 161.8 | 161.8 | 9.3 | 0 |
| Wooden box and crate shook | 0102 | 06/85 | 150.7 | 150.7 | 150.7 | 0 | 0 |
| Wood container parts and wood containers, nec | 0127 | 12/03 | 102.6 | 102.6 | 102.6 | 1.1 | 0 |
| Miscellaneous wood products | 0849 | | 105.3 | 106.0 | 105.6 | -2.5 | -4 |
| Wood ties, siding, shingles, & shakes and | 03 | 12/03 | 102.7 | 103.5 | 103.0 | -2.8 | -5 |
| Sawn wood fence stock, wood lat, and contr | 04 | 12/03 | 103.8 | 103.8 | 103.8 | 0 | 0 |
| Logs, bolts, timber and pulpwood | 085 | | 198.1 | 197.9 | 197.8 | .9 | -1 |
| Logs, bolts, timber and pulpwood | 0851 | | | | | | |
| Softwood logs, bolts and timber | 01 | | 231.1 | 229.9 | 229.6 | -7 | -1 |
| Hardwood logs, bolts and timber | 02 | | 106.9 | 106.3 | 106.5 | -10.2 | .2 |
| Pulpwood | 03 | | 92.8 | 92.6 | 91.7 | -2.9 | -1.0 |
| Other roundwood products | 04 | 06/86 | 162.9 | 163.5 | 163.9 | 4.5 | .2 |
| Prefabricated wood buildings & component | 086 | 12/84 | 210.5 | 213.6 | 213.3 | 3.4 | -1 |
| Prefabricated wood buildings & component | 0861 | | | | | | |
| Components not sold as complete units | 0101 | 12/84 | 197.3 | 198.3 | 193.1 | -4.4 | -2.6 |
| Precut packages sold as complete units | 0102 | 12/84 | 246.6 | 246.6 | 246.6 | 5.9 | 0 |
| Panelized buildings sold as complete units | 0103 | 12/84 | 226.2 | 231.1 | 230.9 | 3.9 | -1 |
| Modular buildings shipped with floor & walls | 0104 | 12/84 | 189.9 | 193.8 | 194.5 | 3.7 | .4 |
| Treated wood and contract wood preservin | 087 | 06/85 | 177.8 | 181.8 | 173.6 | -6.7 | -4.5 |
| Treated wood and contract wood preservin | 0871 | | | | | | |
| Treated wood | 01 | 06/85 | 178.4 | 182.5 | 174.2 | -7.0 | -4.5 |
| Poles, piles, and posts | 0101 | 06/85 | 205.9 | 208.8 | 205.3 | 9.0 | -1.7 |
| Other wood products | 0102 | 06/85 | 164.7 | 168.8 | 160.1 | -9.9 | -5.2 |
| Contract wood preserving | 02 | 06/85 | 150.9 | 152.0 | 149.0 | 3.5 | -2.0 |
| Pulp, paper, and allied products | 09 | | 206.8 | 209.0 | 209.9 | 3.6 | .4 |
| Pulp, paper, and prod., ex. bldg. paper | 091 | | 174.2 | 177.4 | 179.4 | 5.5 | 1.1 |
| Woodpulp | 0911 | | 141.1 | 141.3 | 143.7 | 3.5 | 1.7 |
| Paper-making woodpulp | 02 | | 131.3 | 131.6 | 133.0 | 1.8 | 1.1 |
| Sulfate woodpulp, including soda | 0213 | 12/99 | 103.0 | 103.3 | 104.5 | 1.5 | 1.2 |
| Pulp, other than wood, inc pulp mill bypro | 04 | 12/82 | 224.1 | 239.5 | 244.5 | 13.0 | 2.1 |
| Wastepaper | 0912 | | 212.5 | 223.1 | 226.7 | -2.5 | 1.6 |
| News | 01 | | 224.6 | 215.0 | 221.5 | -9.3 | 3.0 |
| Northeast | 0121 | 12/86 | 152.5 | 150.7 | 150.8 | -7.0 | .1 |
| North Central | 0122 | 12/86 | 75.5 | 76.1 | 80.1 | -1.4 | 5.3 |
| South | 0123 | 12/86 | 184.9 | 175.6 | 174.1 | -15.4 | -9 |
| Mixed papers | 02 | | 491.0 | 554.5 | 558.0 | -18.9 | .6 |
| Northeast | 0221 | 12/86 | 1017.5 | 1131.8 | 1156.2 | -21.4 | 2.2 |
| North Central | 0222 | 12/86 | 212.9 | 258.7 | 258.7 | -26.4 | 0 |
| South | 0223 | 12/86 | 663.8 | 694.0 | 687.7 | -3.5 | -9 |
| West | 0224 | 12/86 | 414.0 | (²) | (²) | (²) | (²) |
| Corrugated | 03 | | 196.1 | 262.8 | 291.1 | 10.5 | 10.8 |
| Northeast | 0321 | 12/86 | 40.2 | 47.2 | 49.7 | -6.2 | 5.3 |
| North Central | 0322 | 12/86 | 129.5 | 178.0 | 193.6 | -11.2 | 8.8 |
| South | 0323 | 12/86 | 105.2 | 142.4 | 158.6 | 7.5 | 11.4 |
| High grades (pulp substitutes & deinking) | 07 | 12/86 | 130.3 | 131.6 | 133.0 | -2.6 | 1.1 |
| Northeast | 0721 | 12/86 | 55.9 | 56.4 | 56.3 | -2.6 | -2 |
| North Central | 0722 | 12/86 | 156.4 | 158.4 | 160.9 | -3.4 | 1.6 |
| South | 0723 | 12/86 | 139.3 | 140.8 | 142.5 | .7 | 1.2 |
| Exports (all grades) | 08 | 12/86 | 161.4 | 163.6 | 157.0 | -5.8 | -4.0 |
| Paper | 0913 | | 164.2 | 166.1 | 167.4 | 4.4 | .8 |
| Writing and printing papers | 01 | | 159.9 | 160.9 | 162.3 | 2.7 | .9 |
| Clay coated printing and converting paper | 0118 | 06/99 | 116.1 | 114.6 | 114.4 | 1.0 | -2 |
| Publication and printing paper, all types | 0124 | 12/99 | 111.5 | 114.0 | 116.8 | 6.0 | 2.5 |
| Bond and all writing paper | 0138 | 12/99 | 101.2 | 103.8 | (²) | (²) | (²) |
| Cover & text papers & misc. uncoated freesheet | 0144 | 12/99 | 114.0 | 114.0 | 114.9 | 1.3 | .8 |
| Cotton fiber paper and thin paper | 0145 | 12/99 | 119.3 | 119.3 | 119.3 | 8.8 | 0 |

See footnotes at end of table.

Table 6. Producer price indexes and percent changes for commodity groupings and individual items, not seasonally adjusted—Continued

(1982=100 unless otherwise indicated)

| Commodity | Commodity code | Other index base | Index | | | Percent change to June 2006 from: | |
|--|----------------|------------------|------------------------|-----------------------|------------------------|-----------------------------------|------------------|
| | | | Feb. 2006 ¹ | May 2006 ¹ | June 2006 ¹ | June 2005 | May 2006 |
| Paper—Continued | 0913 | | | | | | |
| Newsprint | 02 | | 148.0 | 151.2 | 153.7 | 13.1 | 1.7 |
| Packaging and industrial converting paper | 03 | | 192.2 | 197.0 | 197.2 | 6.5 | .1 |
| Unbleached kraftpackaging/industrial convt. paper | 0303 | 12/99 | 122.2 | 136.0 | (²) | (²) | (²) |
| Packaging/industrial convt. paper, ex unbleach kraft | 0319 | 12/99 | 109.1 | 110.4 | 110.4 | 1.2 | 0 |
| Coated and laminated single and multi-web paper | 0321 | 12/87 | 156.5 | 156.5 | 156.5 | 5.6 | 0 |
| Coated and laminated single and multi-web film | 0322 | 12/87 | 159.4 | 159.8 | 159.8 | 7.2 | 0 |
| Coated and laminated paper, n.e.c. | 05 | 12/82 | 162.9 | 163.4 | 163.4 | 1.7 | 0 |
| Paperboard | 0914 | | 184.0 | 194.6 | 196.5 | 11.3 | 1.0 |
| Corrugated paperboard in sheets and rolls | 05 | | 177.0 | 182.7 | 197.7 | 14.9 | 8.2 |
| Paperboard, ex. corrugated paperboard | 11 | 12/82 | 193.6 | 205.4 | 205.5 | 10.7 | 0 |
| Semichemical paperboard | 1104 | 12/82 | 203.3 | 224.8 | (²) | (²) | (²) |
| Recycled paperboard | 1105 | 12/82 | 212.1 | 224.6 | 224.9 | 10.5 | .1 |
| Unbleached kraft packaging/indust. convert. paperbrd | 1107 | 12/99 | 114.3 | 122.5 | 122.5 | 13.6 | 0 |
| Converted paper and paperboard products | 0915 | | 180.9 | 183.0 | 185.6 | 5.5 | 1.4 |
| Sanitary paper products, including stock | 01 | | 160.4 | 161.3 | 161.1 | 4.3 | -.1 |
| Paper, plastic, and foil bags | 02 | | 226.6 | 221.0 | 221.0 | 6.8 | 0 |
| Grocers' and variety bags (paper) | 0214 | 12/83 | 255.8 | 259.9 | 261.3 | 2.9 | .5 |
| Specialty bags, pouches and liners | 0216 | 12/83 | 181.6 | 175.4 | 175.3 | 7.9 | -.1 |
| Shipping sacks and multiwall bags, all | 0218 | 12/83 | 213.6 | 213.9 | 213.9 | 3.8 | 0 |
| Paper boxes and containers | 03 | | 186.1 | 191.0 | 196.6 | 6.7 | 2.9 |
| Corrugated shipping containers | 0301 | 06/87 | 167.5 | 174.8 | 182.2 | 9.8 | 4.2 |
| Setup paperboard boxes | 0322 | 12/83 | 182.4 | 183.1 | 184.1 | 5.2 | .5 |
| Folding paperboard boxes | 0336 | 12/04 | 100.4 | 98.9 | 99.7 | -.6 | .8 |
| Paperboard fiber drums | 0337 | | 212.1 | (²) | (²) | (²) | (²) |
| Milk and milk-type containers | 0351 | | 185.8 | 187.1 | 187.1 | 2.1 | 0 |
| Cups and liquid-tight containers | 0352 | 06/85 | 241.4 | 241.5 | 241.3 | 4.7 | -.1 |
| Packaging accessories | 04 | | 192.4 | 199.4 | 207.2 | 10.7 | 3.9 |
| Other corrugated and solid fiber products | 0441 | | 265.8 | 275.2 | 288.0 | 11.9 | 4.7 |
| Gift wrapping paper | 0451 | 06/85 | 144.5 | (²) | (²) | (²) | (²) |
| Office supplies and accessories | 06 | | 143.8 | 145.3 | 145.5 | 1.3 | .1 |
| Envelopes | 0636 | 12/84 | 134.1 | 137.2 | 137.4 | 2.4 | .1 |
| Inked ribbons | 0642 | 12/85 | 92.2 | 91.6 | 91.2 | -3.6 | -.4 |
| Carbon and stencil paper | 0644 | 12/85 | 132.8 | 132.8 | (²) | (²) | (²) |
| Die-cut paper and paperboard office supplies | 0646 | 12/03 | 108.9 | 108.9 | 109.0 | .3 | .1 |
| Business machine paper & other paper office supplies | 0655 | 06/90 | 134.9 | 144.3 | 144.0 | 7.2 | -.2 |
| Stationery, tablets and related products | 0656 | 06/05 | 101.9 | 101.9 | 102.5 | 2.5 | .6 |
| Fiber and composite cans & related product | 07 | | 240.1 | 241.0 | 240.9 | 1.6 | 0 |
| Pressed and molded pulp goods | 08 | 06/85 | 166.4 | 167.0 | 169.2 | 7.1 | 1.3 |
| Misc. converted paper and board products | 09 | 12/84 | 156.5 | 157.6 | 157.9 | 1.7 | .2 |
| Pasted, lined, laminated or surface coated | 0901 | 12/84 | 186.6 | 186.6 | 186.6 | .3 | 0 |
| Other converted paper and board products | 0999 | 12/84 | 156.1 | 156.8 | 157.2 | 1.9 | .3 |
| Pressure sensitive and gummed products | 0916 | 12/82 | 161.0 | 160.4 | 160.5 | 3.7 | .1 |
| Pressure sensitive products | 0101 | 12/82 | 160.7 | 160.1 | 160.2 | 3.7 | .1 |
| Building paper & building board mill pro | 092 | | 179.7 | 188.1 | 178.9 | -3.8 | -4.9 |
| Hardboard, particleboard & fiberboard pr | 0922 | | 171.1 | 179.5 | 170.3 | -4.3 | -5.1 |
| Particleboard and fiberboard | 01 | | 184.5 | 194.1 | 182.0 | -6.3 | -6.2 |
| Particleboard | 0123 | 12/82 | 169.0 | 216.3 | 213.2 | 23.2 | -1.4 |
| Particleboard, extruded-type | 0124 | 12/82 | 243.7 | 224.0 | 194.3 | -27.7 | -13.3 |
| Medium density fiberboard | 0131 | 06/84 | 128.1 | 137.8 | 138.2 | 9.7 | .3 |
| Prefinished particleboard & mdf made from pure matls | 0141 | 12/02 | 115.0 | 129.2 | 129.5 | 15.2 | .2 |
| Hardboard and fabricated hardboard product | 02 | 06/84 | 117.5 | 121.4 | 122.1 | 6.5 | .6 |
| Building board, const. paper & felt stoc | 0923 | 12/85 | 199.8 | (²) | (²) | (²) | (²) |
| Insulating fiberboard | 0102 | 06/91 | 212.5 | (²) | (²) | (²) | (²) |
| Publications, printed matter & printing | 093 | | 237.9 | 238.7 | 238.8 | 2.4 | 0 |
| Newspapers | 0931 | | 338.8 | 337.7 | 336.6 | 2.5 | -.3 |
| Circulation | 01 | | 247.0 | 244.4 | 244.7 | 1.4 | .1 |
| Daily & Sunday newspapers (subscriptions and sales) | 0101 | 06/99 | 119.6 | 118.5 | 118.5 | 1.5 | 0 |
| Weekly & other newspapers (subscriptions and sales) | 0105 | 06/99 | 117.5 | 114.5 | 116.9 | .4 | 2.1 |
| Advertising | 02 | | 370.1 | 369.6 | 368.0 | 2.8 | -.4 |
| Daily & Sunday newspapers (advertising) | 0201 | 06/99 | 133.5 | 133.3 | 132.6 | 2.8 | -.5 |
| Weekly and other newspapers (advertising) | 0205 | 06/99 | 126.0 | 126.0 | 126.0 | 2.0 | 0 |
| Periodicals | 0932 | | 285.1 | 287.5 | 287.5 | 1.7 | 0 |
| Circulation | 01 | | 227.3 | 227.1 | 227.6 | .5 | .2 |
| Periodicals, subscriptions and single copy sales | 0161 | 12/05 | 100.8 | 100.8 | 101.0 | (²) | .2 |
| Advertising | 02 | | 342.6 | 348.0 | 347.4 | 2.6 | -.2 |
| Specialized business/professional periodicals, adver | 0229 | 06/99 | 131.6 | 134.8 | 133.6 | 4.2 | -.9 |
| General & consumer periodicals, advertising | 0238 | 06/99 | 137.7 | 139.0 | 139.4 | 1.4 | .3 |

See footnotes at end of table.

Table 6. Producer price indexes and percent changes for commodity groupings and individual items, not seasonally adjusted—Continued

(1982=100 unless otherwise indicated)

| Commodity | Commodity code | Other index base | Index | | | Percent change to June 2006 from: | |
|---|----------------|------------------|------------------------|-----------------------|------------------------|-----------------------------------|------------------|
| | | | Feb. 2006 ¹ | May 2006 ¹ | June 2006 ¹ | June 2005 | May 2006 |
| Book publishing | 0933 | | 271.2 | 272.4 | 273.0 | 3.6 | 0.2 |
| Textbooks | 01 | | 433.7 | 438.5 | 440.7 | 6.0 | .5 |
| Technical, scientific & professional books | 02 | | 270.2 | 270.5 | 270.5 | 5.0 | 0 |
| Religious books | 03 | | 187.0 | 188.3 | 188.5 | .3 | .1 |
| General books | 04 | | 190.4 | 190.4 | 190.6 | .7 | .1 |
| Mass market rack-size book publishing | 0414 | | 219.7 | 219.7 | 219.7 | 0 | 0 |
| Adult trade and juvenile | 0416 | 06/88 | 161.5 | 161.5 | 161.6 | 1.1 | .1 |
| Book club and mail order book publishing | 0417 | 06/88 | 124.2 | 124.2 | 124.2 | 0 | 0 |
| General reference books | 05 | | 160.2 | 160.2 | 160.2 | 0 | 0 |
| Other books, incl. music books & pamphlets | 08 | 06/88 | 184.2 | 184.2 | 184.2 | 1.0 | 0 |
| Other book publishing, excluding pamphlets | 0801 | 06/88 | 209.1 | 209.1 | 209.1 | 1.2 | 0 |
| Pamphlet publishing (5 to 48 pages) | 0802 | 06/88 | 148.3 | 148.3 | 148.3 | 0 | 0 |
| Book printing | 0934 | 12/83 | 159.4 | 161.1 | 161.1 | 2.5 | 0 |
| Manifold business forms | 0935 | 12/83 | 234.4 | 244.0 | 243.4 | 9.4 | -2 |
| Unit set forms | 0101 | 12/83 | 259.2 | 268.7 | 267.8 | 9.5 | -3 |
| Manifold books | 0102 | 12/83 | 222.8 | 224.2 | 223.7 | 3.3 | -2 |
| Custom continuous forms | 0103 | 12/83 | 211.4 | 219.8 | 219.1 | 8.5 | -3 |
| Stock continuous forms | 0104 | 12/83 | 239.7 | 253.0 | 253.0 | 11.9 | 0 |
| Greeting cards and misc. publishing | 0936 | 06/84 | 240.7 | 240.7 | 241.0 | 1.0 | .1 |
| Greeting card publishing | 0104 | 12/85 | 212.4 | 212.4 | 212.4 | -1.0 | 0 |
| All other publishing | 0105 | 12/89 | 193.2 | 193.2 | 193.3 | 1.0 | .1 |
| Directory and mailing list publishing | 02 | 12/03 | 105.2 | 105.2 | 105.6 | 2.3 | .4 |
| Commercial printing | 0937 | 06/82 | 164.2 | 164.5 | 164.9 | 2.4 | .2 |
| Magazine and periodical printing | 01 | 06/82 | 129.7 | 130.4 | 130.4 | 2.4 | 0 |
| Lithographic | 0102 | 06/82 | 135.5 | 136.3 | 136.3 | 2.2 | 0 |
| Gravure | 0103 | 06/82 | 99.0 | (²) | (²) | (²) | (²) |
| Label and wrapper printing for packaging | 02 | 06/82 | 172.1 | 172.1 | 172.1 | 1.2 | 0 |
| Lithographic | 0202 | 06/82 | 148.4 | 148.4 | 148.4 | 1.5 | 0 |
| Gravure | 0203 | 06/82 | 128.4 | 128.6 | 128.6 | 2.1 | 0 |
| Catalog and directory printing | 03 | 06/82 | 129.9 | 128.9 | 129.2 | 1.2 | .2 |
| Lithographic | 0302 | 06/82 | 143.4 | 142.2 | 142.5 | 1.2 | .2 |
| Gravure | 0303 | 06/82 | 75.9 | (²) | (²) | (²) | (²) |
| Financial and legal printing | 04 | 06/82 | 179.9 | 179.9 | 179.9 | 1.2 | 0 |
| Lithographic | 0402 | 06/82 | 168.5 | 168.5 | 168.5 | 1.2 | 0 |
| Advertising printing | 05 | 06/82 | 157.1 | 157.0 | 157.1 | 2.5 | .1 |
| Lithographic | 0502 | 06/82 | 153.0 | 153.0 | 153.1 | 2.6 | .1 |
| Gravure | 0503 | 06/82 | 115.2 | 115.2 | 115.2 | 1.2 | 0 |
| Other general job printing | 06 | 06/82 | 210.1 | 212.7 | 213.8 | 2.2 | .5 |
| Letterpress | 0601 | 06/82 | 212.7 | 212.7 | 212.7 | .3 | 0 |
| Quick printing | 0602 | 06/82 | 209.3 | 212.2 | 213.4 | 2.4 | .6 |
| Gravure | 0603 | 06/82 | 114.8 | 113.7 | 114.0 | -3 | .3 |
| Commercial printing, n.e.c. | 11 | 12/88 | 129.9 | 129.4 | 129.8 | 3.7 | .3 |
| Screen printing, excluding textiles | 1101 | 06/82 | 139.6 | 139.6 | 139.6 | 3.2 | 0 |
| Engraving | 1102 | 12/84 | 219.2 | 219.2 | (²) | (²) | (²) |
| Digital printing | 1103 | 12/88 | 107.7 | 104.8 | 107.2 | -1.5 | 2.3 |
| Flexographic printing | 1104 | 12/96 | 117.8 | 118.0 | 118.0 | 5.4 | 0 |
| Blankbooks, binders, and bookbinding wor | 0938 | 06/85 | 167.8 | 167.3 | 168.4 | .9 | .7 |
| Blankbooks, looseleaf binders, and devices | 01 | 06/85 | 174.1 | 173.0 | 174.7 | .7 | 1.0 |
| Blankbook making | 0101 | 06/85 | 190.0 | 187.5 | 190.9 | -2 | 1.8 |
| Looseleaf binders and devices | 0102 | 06/85 | 149.1 | 149.4 | 149.2 | 1.8 | -1 |
| Bookbinding and related work | 02 | 12/85 | 149.3 | 150.1 | 150.1 | 1.2 | 0 |
| Edition, library and other hardcover book binding | 0201 | 12/85 | 148.0 | 148.7 | 148.7 | 2.7 | 0 |
| Other book and pamphlet binding | 0202 | 12/85 | 148.4 | 149.1 | 149.1 | 1.0 | 0 |
| Services for the printing trade | 0939 | 06/85 | 111.1 | 111.1 | 111.1 | -1 | 0 |
| Prepress services, including platemaking | 05 | 12/03 | 99.1 | 99.1 | 99.1 | -1 | 0 |
| Services for the printing trade | 0501 | 12/03 | 99.0 | 99.0 | 99.0 | -1 | 0 |
| Printing plates prepared for printing exc blanks | 0502 | 12/03 | 100.1 | 100.1 | 100.1 | 0 | 0 |
| Metals and metal products | 10 | | 170.9 | 181.6 | 183.6 | 16.5 | 1.1 |
| Iron and steel | 101 | | 177.2 | 183.7 | 189.8 | 17.2 | 3.3 |
| Iron ore | 1011 | | 125.9 | 135.6 | 135.6 | 17.4 | 0 |
| Iron and steel scrap | 1012 | | 321.6 | 357.7 | 369.1 | 73.7 | 3.2 |
| Carbon steel scrap | 11 | 12/86 | 312.6 | 345.2 | 357.2 | 88.9 | 3.5 |
| Heavy melting scrap | 1191 | 06/96 | 165.5 | 183.0 | 183.9 | 86.3 | .5 |
| Carbon steel scrap bundles | 1192 | 06/96 | 169.2 | 193.3 | 207.5 | 115.0 | 7.3 |
| Shredded carbon steel scrap | 1193 | 06/96 | 156.9 | 166.8 | 171.5 | 61.6 | 2.8 |
| Cut plate and structural scrap | 1194 | 06/96 | 183.1 | 190.2 | 196.0 | 64.7 | 3.0 |
| Other carbon steel scrap | 1195 | 06/96 | 149.9 | 172.4 | 180.6 | 106.2 | 4.8 |

See footnotes at end of table.

Table 6. Producer price indexes and percent changes for commodity groupings and individual items, not seasonally adjusted—Continued

(1982=100 unless otherwise indicated)

| Commodity | Commodity code | Other index base | Index | | | Percent change to June 2006 from: | |
|---|----------------|------------------|------------------------|-----------------------|------------------------|-----------------------------------|------------------|
| | | | Feb. 2006 ¹ | May 2006 ¹ | June 2006 ¹ | June 2005 | May 2006 |
| Foundry and forge shop products | 1015 | | 160.1 | 162.3 | 163.4 | 4.3 | 0.7 |
| Pressure & soil pipe & fittings, cast iron | 02 | | 253.8 | 257.2 | 257.2 | 6.5 | 0 |
| Soil pipe & fittings, gray & ductile iron | 0235 | | 342.5 | 372.4 | (²) | (²) | (²) |
| Pressure pipe and fittings, ductile iron | 0237 | | 197.9 | 197.9 | 197.9 | 6.3 | 0 |
| Pressure pipe and fittings, gray iron | 0239 | | 251.3 | 256.7 | (²) | (²) | (²) |
| Gray & ductile iron castings, other | 04 | | 155.7 | 157.0 | 158.9 | 3.7 | 1.2 |
| Malleable iron castings | 05 | | 204.1 | 202.2 | 200.0 | 15.1 | -1.1 |
| Carbon, stainless, and alloy investment | 06 | | 184.4 | 195.5 | 195.6 | 8.1 | .1 |
| Other steel castings, carbon steel | 07 | | 193.6 | 194.5 | 196.0 | 8.3 | .8 |
| Other steel casting, high alloy & stainless | 08 | | 152.3 | 160.1 | 160.1 | 7.8 | 0 |
| Other steel castings, low alloy steel | 09 | | 163.6 | 164.2 | 168.3 | 3.4 | 2.5 |
| Other forge shop products | 13 | 06/82 | 136.2 | 136.3 | 136.3 | .7 | 0 |
| Seamless rolled ring forgings | 1329 | 06/82 | 149.5 | (²) | (²) | (²) | (²) |
| Closed die forgings, ferrous | 1359 | 06/98 | 109.6 | 109.6 | 109.8 | 1.3 | .2 |
| Electrometallurgical products | 1016 | | 241.8 | 243.2 | 245.8 | -29.6 | 1.1 |
| Ferrosilicon | 07 | 06/01 | 149.6 | (²) | 161.3 | (²) | (²) |
| Other ferroalloys and ferrous produc | 08 | 06/01 | 179.2 | 180.8 | 178.9 | -37.3 | -1.1 |
| Steel mill products | 1017 | | 163.5 | 167.2 | 174.1 | 11.5 | 4.1 |
| Semifinished steel mill products | 02 | 06/82 | 219.6 | 223.7 | 228.3 | 20.9 | 2.1 |
| Hot rolled sheet and strip, incl. tin mill | 03 | 06/82 | 131.8 | 133.8 | 141.3 | 21.7 | 5.6 |
| Hot rolled bars, plates, & structural shap | 04 | 06/82 | 162.1 | 166.8 | 171.6 | 9.5 | 2.9 |
| Steel wire | 05 | 06/82 | 221.6 | 220.7 | 224.3 | 3.2 | 1.6 |
| Steel pipe and tube | 06 | 06/82 | 195.3 | 198.1 | 202.8 | 4.9 | 2.4 |
| Cold rolled sheets and strip | 07 | 06/82 | 164.0 | 171.9 | 186.4 | 8.2 | 8.4 |
| Cold finished bars | 08 | 06/82 | 147.1 | 149.8 | 153.2 | 5.6 | 2.3 |
| Nonferrous metals | 102 | | 193.3 | 225.0 | 224.7 | 38.2 | -1 |
| Nonferrous metal ores | 1021 | 12/83 | 173.7 | 206.5 | 211.2 | 39.9 | 2.3 |
| Copper ores | 02 | 06/88 | 263.5 | 310.6 | (²) | (²) | (²) |
| Gold ores | 05 | 06/85 | 165.8 | 213.2 | 181.2 | 42.2 | -15.0 |
| Other metal ore mining | 12 | 12/03 | 305.6 | 291.5 | 312.3 | -31.2 | 7.1 |
| Primary nonferrous metals | 1022 | | 202.3 | 234.2 | 226.1 | 50.9 | -3.5 |
| Primary nonferrous metals | 01 | | 207.3 | 240.0 | 231.7 | 50.9 | -3.5 |
| Primary aluminum, except extrusion billet | 0115 | 12/99 | 156.9 | 173.3 | 160.3 | 42.5 | -7.5 |
| Aluminum extrusion ingot (billet) | 0121 | | 200.1 | 220.0 | 214.4 | 44.1 | -2.5 |
| Copper cathode and refined copper | 0131 | 12/96 | 201.1 | (²) | (²) | (²) | (²) |
| Other nonferrous metals, unalloyed | 0181 | 06/88 | 209.2 | 256.7 | 252.1 | 47.4 | -1.8 |
| Nonferrous scrap | 1023 | | 287.3 | 354.7 | 347.7 | 60.5 | -2.0 |
| Copper base scrap | 01 | | 346.8 | 473.9 | 473.1 | 86.1 | -2 |
| No. 1 copper scrap, including wire | 0101 | 12/86 | 292.9 | 395.8 | 441.1 | 124.9 | 11.4 |
| No. 2 copper scrap, including wire | 0102 | 12/86 | 433.3 | 650.4 | 564.5 | 104.4 | -13.2 |
| Yellow brass scrap | 0103 | 12/86 | 360.9 | 455.8 | 514.9 | 101.4 | 13.0 |
| Other copper and brass scrap | 0104 | 12/86 | 368.6 | (²) | 468.9 | 46.1 | (²) |
| Aluminum base scrap | 02 | | 268.7 | 310.2 | 290.5 | 44.1 | -6.4 |
| Solids and clippings, new scrap | 0201 | 12/86 | 213.2 | 247.3 | 214.4 | 36.4 | -13.3 |
| Borings, turnings, and other new scrap | 0202 | 12/86 | 284.7 | (²) | (²) | (²) | (²) |
| Used beverage can scrap | 0205 | 12/86 | 249.4 | 271.9 | 268.3 | 44.4 | -1.3 |
| Other old scrap | 0206 | 12/86 | 188.7 | 224.1 | 219.6 | 51.4 | -2.0 |
| Other nonferrous scrap nec. | 03 | | 201.0 | 225.9 | 232.9 | 43.5 | 3.1 |
| Other nonferrous scrap | 0304 | 12/86 | 257.3 | 284.3 | 295.0 | 40.1 | 3.8 |
| Secondary nonferrous metals | 1024 | | 181.5 | 220.7 | 217.3 | 45.8 | -1.5 |
| Secondary aluminum | 02 | | 204.6 | 226.2 | 240.0 | 41.8 | 6.1 |
| Copper, alloyed and unalloyed | 03 | | 310.6 | 417.6 | 441.8 | 89.0 | 5.8 |
| Refined lead | 04 | | 130.6 | 132.5 | 131.2 | 3.1 | -1.0 |
| Precious metals | 06 | | 128.8 | 183.4 | 137.6 | 29.1 | -25.0 |
| Other nonferrous metals | 07 | | 182.4 | 193.1 | 200.7 | 21.7 | 3.9 |
| Nonferrous mill shapes | 1025 | | 186.4 | 209.3 | 213.0 | 28.4 | 1.8 |
| Aluminum mill shapes | 01 | | 173.5 | 183.9 | 188.4 | 17.1 | 2.4 |
| Aluminum sheet | 0105 | 12/03 | 121.3 | 129.4 | 131.2 | 19.3 | 1.4 |
| Foil, plain (under .006 inches) | 0111 | | 155.8 | 165.9 | 177.8 | 28.3 | 7.2 |
| Aluminum plate | 0129 | | 156.3 | 165.6 | 165.7 | 8.4 | .1 |
| Rolled aluminum rod and bar, inc continuous cast | 0143 | | 167.4 | 179.5 | 175.9 | 10.1 | -2.0 |
| Extruded aluminum rod, bar, and other shapes except | 0162 | 12/04 | 110.3 | 116.9 | 119.6 | 16.7 | 2.3 |
| Aluminum extruded and drawn pipe and tube | 0163 | 12/04 | 107.4 | 111.7 | 112.8 | 10.9 | 1.0 |
| Copper and brass mill shapes | 02 | | 296.8 | 414.5 | 413.9 | 81.5 | -1 |
| Copper and copper-base alloy sheet, strip, and plat | 0237 | 12/03 | 175.8 | 253.2 | 222.6 | 57.6 | -12.1 |
| Copper and copper-base alloy rod, bar and shapes | 0238 | 12/03 | 190.1 | 261.9 | 274.6 | 91.5 | 4.8 |
| Copper and copper-base alloy pipe and tube | 0239 | 06/04 | 147.8 | 198.8 | 231.2 | 115.9 | 16.3 |
| Nickel alloy mill shapes | 04 | | 202.9 | 199.6 | (²) | (²) | (²) |
| Titanium mill shapes | 05 | | 221.3 | 230.3 | (²) | (²) | (²) |

See footnotes at end of table.

Table 6. Producer price indexes and percent changes for commodity groupings and individual items, not seasonally adjusted—Continued

(1982=100 unless otherwise indicated)

| Commodity | Commodity code | Other index base | Index | | | Percent change to June 2006 from: | |
|---|----------------|------------------|------------------------|-----------------------|------------------------|-----------------------------------|------------------|
| | | | Feb. 2006 ¹ | May 2006 ¹ | June 2006 ¹ | June 2005 | May 2006 |
| Nonferrous mill shapes—Continued | 1025 | | | | | | |
| Other mill shapes | 19 | | 161.7 | 202.9 | 188.4 | 37.7 | -7.1 |
| Precious metal mill shapes | 1903 | 12/03 | 107.9 | (²) | (²) | (²) | (²) |
| Other nonferrous metal roll/draw/extruding | 1935 | 12/03 | 151.3 | 192.9 | 176.7 | 41.9 | -8.4 |
| Nonferrous wire and cable | 1026 | | 194.9 | 238.5 | 238.3 | 45.2 | -1 |
| Electric wire and cable | 0301 | 12/82 | 184.8 | 193.6 | 190.8 | 10.2 | -1.4 |
| Control & signal wire and cable | 0304 | 06/04 | 123.1 | 148.2 | 174.6 | 69.5 | 17.8 |
| Building wire and cable | 0306 | 06/04 | 147.5 | 208.6 | (²) | (²) | (²) |
| Copper and copper alloy wire & cable, bare & tinned | 0314 | 12/86 | 242.6 | 365.4 | 393.8 | 118.8 | 7.8 |
| Apparatus wire from purchased insulated wire | 0327 | 12/03 | 116.1 | 121.0 | 121.8 | 11.1 | .7 |
| Power wire and cable | 0332 | 06/04 | 139.5 | 158.7 | 181.3 | 56.4 | 14.2 |
| Fiber optic cable | 0333 | 12/88 | 66.1 | 66.1 | 66.4 | .2 | .5 |
| Other wire and cable | 0399 | 06/04 | 120.8 | 140.1 | 141.4 | 37.3 | .9 |
| Nonferrous forge shop products | 1027 | 12/83 | 167.0 | (²) | 170.7 | 9.4 | (²) |
| Hot impression die, impact, press, & upset | 0111 | 12/83 | 167.8 | (²) | 171.5 | 9.4 | (²) |
| Nonferrous foundry shop products | 1028 | | 165.0 | 175.9 | 175.4 | 12.0 | -3 |
| Castings, alum./alum.-base alloy | 02 | | 162.0 | 167.7 | 168.6 | 7.9 | .5 |
| Motor vehicle die castings | 0201 | | 131.2 | 137.7 | 140.7 | 11.9 | 2.2 |
| Other die castings | 0203 | 06/83 | 171.7 | 177.6 | 178.4 | 6.3 | .5 |
| Sand castings | 0204 | 06/83 | 179.5 | 188.0 | 188.6 | 12.6 | .3 |
| Perm. and semi-perm. mold castings | 0205 | 06/83 | 140.0 | 144.1 | 145.0 | 6.7 | .6 |
| Other castings and cast products | 0206 | 06/83 | 172.5 | 175.2 | 174.2 | 4.6 | -6 |
| Copper and copper-base alloy castings | 03 | 06/83 | 207.8 | 234.8 | 243.8 | 36.9 | 3.8 |
| Copper and copper-base alloy sand castings | 0301 | 06/83 | 225.6 | 260.1 | 265.6 | 41.5 | 2.1 |
| Other copper/copper-base alloy castings | 0302 | 06/83 | 166.1 | 172.8 | 192.6 | 21.2 | 11.5 |
| Zinc Castings | 04 | 06/83 | 177.1 | 205.6 | 202.5 | 24.5 | -1.5 |
| Magnesium and magnesium-base castings | 05 | 06/83 | 124.3 | 124.3 | 124.3 | -1.9 | 0 |
| Other nonferrous castings | 06 | 06/83 | 139.3 | 152.6 | 145.5 | 9.7 | -4.7 |
| Metal containers | 103 | | 125.8 | 127.0 | 127.2 | 1.5 | .2 |
| Metal cans and can components | 1031 | | 118.1 | 119.7 | 119.6 | .8 | -1 |
| Steel cans | 02 | | 153.1 | 154.2 | 154.0 | .9 | -1 |
| Aluminum cans | 03 | | 94.4 | 96.1 | 96.1 | .8 | 0 |
| Barrels, drums, and pails | 1032 | | 206.0 | 204.7 | 206.4 | 4.9 | .8 |
| Other metal containers | 0104 | 12/05 | 100.6 | 100.0 | 100.8 | (²) | .8 |
| Hardware | 104 | | 171.1 | 172.2 | 173.3 | 3.6 | .6 |
| Hardware, n.e.c. | 1041 | | 161.2 | 161.8 | 163.3 | 2.7 | .9 |
| Builders hardware | 01 | | 181.8 | 183.2 | 186.4 | 4.5 | 1.7 |
| Padlocks | 0109 | 06/85 | 149.2 | 149.5 | 157.2 | 5.9 | 5.2 |
| Doorlocks, locksets, locktrim, exc.arch. trim | 0122 | 06/85 | 169.1 | 171.2 | 176.7 | 4.7 | 3.2 |
| Cabinet hardware | 0147 | 06/85 | 163.3 | 163.3 | 162.6 | .7 | -4 |
| Other builders hardware | 0148 | 06/85 | 161.5 | 162.5 | 163.4 | 4.9 | .6 |
| Transportation equipment hardware | 03 | | 135.1 | 135.1 | 135.2 | .7 | .1 |
| Motor vehicle hardware | 0311 | 06/85 | 114.0 | 114.0 | 114.1 | .2 | .1 |
| Other transportation equipment hardware | 0341 | 06/85 | 371.5 | 371.8 | 373.1 | 4.0 | .3 |
| Furniture hardware | 04 | | 194.3 | 195.6 | 195.3 | .2 | -2 |
| Other hardware, n.e.c. | 05 | 06/85 | 163.1 | 162.9 | 164.3 | 2.8 | .9 |
| Hand and edge tools | 1042 | | 193.8 | 195.7 | 195.9 | 5.2 | .1 |
| Adjustable wrench, including pipe | 0133 | | 194.2 | 194.2 | (²) | (²) | (²) |
| Screwdrivers | 0141 | | 169.4 | 175.0 | 175.0 | 3.1 | 0 |
| Wrench socket | 0147 | | 242.7 | 246.4 | 246.4 | 1.7 | 0 |
| All other wrenches | 0149 | 06/83 | 187.9 | 188.6 | 188.6 | 1.2 | 0 |
| Pliers | 0151 | | 198.1 | 198.4 | 198.4 | .9 | 0 |
| Hammers, light forged | 0161 | | 157.3 | 157.3 | 157.3 | .5 | 0 |
| Steel goods (forks, hoes, rakes, etc.) | 0166 | | 214.0 | 214.0 | 214.0 | 2.8 | 0 |
| Handsaws and handsaw blades | 0168 | 12/03 | 105.5 | 106.6 | 106.6 | 1.8 | 0 |
| All other mechanics' hand service tools | 0178 | 06/83 | 192.3 | 195.5 | 194.9 | 1.7 | -3 |
| All other edge tools | 0179 | 06/83 | 176.9 | 178.1 | 180.1 | 23.5 | 1.1 |
| All other hand tools, except edge tools | 0183 | 06/83 | 182.2 | 183.8 | 183.3 | 2.5 | -3 |
| Plumbing fixtures and fittings | 105 | | 201.1 | 203.6 | 203.4 | 3.1 | -1 |
| Vitreous china fixtures | 1052 | | 142.9 | 142.9 | 142.9 | 2.2 | 0 |
| Plumbing fixture fittings and trim | 1054 | | 222.5 | 224.6 | 224.9 | 2.1 | .1 |
| Bath and shower fittings | 0211 | 06/83 | 192.3 | 192.3 | 192.3 | 0 | 0 |
| Lavatory and sink fittings | 0218 | 06/98 | 110.8 | 111.6 | 112.0 | 1.1 | .4 |
| Miscellaneous brass goods | 0223 | 06/83 | 223.6 | 226.9 | 226.9 | 3.6 | 0 |

See footnotes at end of table.

Table 6. Producer price indexes and percent changes for commodity groupings and individual items, not seasonally adjusted—Continued

(1982=100 unless otherwise indicated)

| Commodity | Commodity code | Other index base | Index | | | Percent change to June 2006 from: | |
|--|----------------|------------------|------------------------|-----------------------|------------------------|-----------------------------------|------------------|
| | | | Feb. 2006 ¹ | May 2006 ¹ | June 2006 ¹ | June 2005 | May 2006 |
| Enameled iron & metal sanitary ware | 1056 | 12/86 | 170.4 | 175.5 | 174.0 | 6.4 | -0.9 |
| Heating equipment | 106 | | 183.2 | 183.6 | 184.2 | 2.3 | .3 |
| Steam and hot water equipment | 1061 | | 189.8 | 189.8 | 192.5 | 4.2 | 1.4 |
| Cast iron heating boilers, radiators and convectors | 0106 | 06/99 | 122.4 | 124.5 | 124.4 | 3.2 | -.1 |
| Steel heating boilers, all classes | 0112 | 06/99 | 126.0 | (²) | 127.8 | 4.2 | (²) |
| Floor & wall furnaces/heaters/parts | 1062 | | 157.9 | 158.4 | 158.7 | 1.5 | .2 |
| Other heating, non-elect., inc parts | 1063 | | 176.7 | 177.4 | 178.5 | 1.9 | .6 |
| Domestic heating stoves | 1064 | | 145.7 | 147.9 | 148.6 | 3.8 | .5 |
| Water heaters, domestic | 1066 | | 228.0 | 226.8 | 226.8 | 3.3 | 0 |
| Electric | 0101 | | 214.7 | 214.2 | 214.2 | 3.6 | 0 |
| Non-electric water heaters | 0114 | 12/00 | 144.3 | 143.2 | 143.2 | 3.0 | 0 |
| Fabricated structural metal products | 107 | | 178.1 | 179.9 | 181.8 | 3.9 | 1.1 |
| Metal doors, sash, and trim | 1071 | | 191.3 | 193.4 | 192.3 | 3.1 | -.6 |
| Metal doors and frames, exc. storm | 02 | 06/83 | 186.8 | 187.1 | 186.9 | 2.8 | -.1 |
| Aluminum doors | 0201 | 06/83 | 188.6 | 189.7 | 189.3 | 4.2 | -.2 |
| Iron and steel doors | 0203 | 06/83 | 179.0 | 178.7 | 179.0 | 2.6 | .2 |
| Other metal door, frames, & shower door/tub enclosr. | 0208 | 06/97 | 129.8 | 132.4 | 129.9 | 1.7 | -1.9 |
| Metal window sash and frames, exc. storm | 03 | 06/83 | 177.4 | 179.0 | 177.8 | 3.2 | -.7 |
| Metal molding and trim and storefronts | 04 | 06/83 | 300.7 | 336.8 | 322.9 | 13.5 | -4.1 |
| Storm sash and doors | 05 | 06/83 | 156.0 | 158.9 | 158.9 | 4.1 | 0 |
| Screens and weatherstrip | 06 | 06/83 | 159.6 | 159.8 | 159.8 | 0 | 0 |
| Metal tanks | 1072 | | 165.7 | 166.7 | 169.2 | 4.5 | 1.5 |
| Storage and other non-pressure tanks | 0104 | 12/94 | 156.2 | 156.9 | 159.0 | 6.0 | 1.3 |
| Non-LPG gas cylinders | 0122 | | 137.7 | 139.6 | 141.0 | 2.5 | 1.0 |
| Metal tanks, complete at factory, std. line pressure | 0126 | 12/01 | 128.7 | 128.7 | 130.3 | 1.8 | 1.2 |
| Metal tanks and vessels, custom fabricated at fact. | 0135 | 12/01 | 135.0 | 136.4 | 139.5 | 8.6 | 2.3 |
| Metal tanks & vessels, custom fab. and field erected | 0152 | 12/94 | 138.7 | 139.2 | 140.8 | 3.1 | 1.1 |
| Sheet metal products | 1073 | | 171.0 | 172.8 | 176.1 | 4.8 | 1.9 |
| Air conditioning ducts and stove pipe | 0131 | 12/03 | 126.6 | 127.2 | 133.0 | 6.1 | 4.6 |
| Metal roofing and drainage equipment | 0132 | 12/03 | 122.1 | 124.6 | 127.4 | 7.2 | 2.2 |
| Sheet metal siding | 0133 | 12/03 | 119.3 | 121.7 | 124.2 | 6.2 | 2.1 |
| Sheet metal roof ventilators, louvers and dampers | 0135 | 12/03 | 114.4 | 113.1 | 114.3 | .6 | 1.1 |
| Other sheet metal work | 0136 | 12/03 | 112.5 | 113.7 | 115.1 | 4.0 | 1.2 |
| Struct., arch., pre-eng. metal products | 1074 | | 178.4 | 180.1 | 181.4 | 3.7 | .7 |
| Nonferrous pipe, tube, and fittings | 04 | | 225.2 | (²) | 225.2 | 9.5 | (²) |
| Fabricated structural metal | 05 | | 175.9 | 178.7 | 179.8 | 5.0 | .6 |
| Fabricated structural metal for buildings | 0501 | | 168.0 | 169.4 | 170.6 | 5.2 | .7 |
| Other fabricated structural metal | 0512 | 06/82 | 191.7 | 195.7 | 196.7 | 4.9 | .5 |
| Miscellaneous metal work | 07 | | 150.3 | 150.9 | 151.1 | -.9 | .1 |
| Architectural and ornamental metalwork | 08 | 12/83 | 188.2 | 188.7 | 191.5 | 2.5 | 1.5 |
| Stairs, staircases and fire escapes | 0803 | 12/83 | 162.6 | 164.6 | 164.6 | 2.3 | 0 |
| Grills, registers and air diffusers | 0811 | 12/97 | 112.0 | 113.6 | 114.2 | 1.7 | .5 |
| Fences, gates, railings and window guards | 0813 | 12/97 | 126.0 | 126.1 | 127.0 | 1.4 | .7 |
| Open flooring, grating and studs | 0814 | 12/97 | 156.5 | 154.0 | 159.8 | 4.6 | 3.8 |
| Other architectural and ornamental metal work | 0816 | 12/97 | 126.7 | 127.6 | 130.0 | 2.5 | 1.9 |
| Fabricated iron & steel pipe, tube & fit. | 09 | 12/94 | 159.1 | 159.9 | 161.0 | 3.3 | .7 |
| Heat exchangers and condensers | 1075 | | 226.3 | 234.3 | 235.3 | 13.5 | .4 |
| Bare tube heat exchangers | 0101 | | 214.6 | 224.1 | 235.4 | 15.6 | 5.0 |
| Fin tube heat exchangers | 0102 | | 231.7 | (²) | 231.7 | 14.1 | (²) |
| Fabricated steel plate | 1076 | | 158.0 | 158.0 | 162.6 | 3.2 | 2.9 |
| Steel power boilers | 1077 | | 168.3 | 174.4 | 175.4 | 5.0 | .6 |
| Prefabricated metal buildings | 1079 | | 207.3 | 208.5 | 211.8 | -.8 | 1.6 |
| Prefab. metal bldg systems, ex. farm svcs | 01 | | 189.8 | 191.1 | 194.6 | -2.1 | 1.8 |
| Other prefab. & portable metal buildings | 02 | | 248.0 | 249.1 | 249.6 | 1.2 | .2 |
| Panels, parts, & sections for prefab bldgs | 03 | | 228.4 | 230.0 | 236.6 | 3.9 | 2.9 |
| Miscellaneous metal products | 108 | | 142.7 | 143.8 | 144.4 | 2.9 | .4 |
| Bolts, nuts, screws, rivets, and washers | 1081 | | 155.7 | 157.2 | 157.3 | 2.7 | .1 |
| Externally thread. fasteners, ex. aircraft | 02 | 06/82 | 152.0 | 152.8 | 152.7 | 2.9 | -.1 |
| Hex bolts | 0206 | 06/82 | 152.3 | 154.2 | 152.9 | -.5 | -.8 |
| Cap screws | 0231 | | 171.7 | 172.5 | 172.5 | 3.2 | 0 |

See footnotes at end of table.

Table 6. Producer price indexes and percent changes for commodity groupings and individual items, not seasonally adjusted—Continued

(1982=100 unless otherwise indicated)

| Commodity | Commodity code | Other index base | Index | | | Percent change to June 2006 from: | |
|---|----------------|------------------|------------------------|-----------------------|------------------------|-----------------------------------|------------------|
| | | | Feb. 2006 ¹ | May 2006 ¹ | June 2006 ¹ | June 2005 | May 2006 |
| Bolts, nuts, screws, rivets, and washers—Continued | 1081 | | | | | | |
| Tapping screws | 0236 | | 139.2 | 141.9 | 141.7 | 1.9 | -0.1 |
| Other metal bolts, inc. sq., round, plow, bent, etc. | 0262 | 12/99 | 149.0 | 149.0 | 149.0 | 5.2 | 0 |
| Other external threaded metal fasteners, inc. studs | 0263 | 12/99 | 105.7 | 105.9 | 106.3 | 1.1 | .4 |
| Internally thread. fasteners, ex. aircraft | 03 | 06/82 | 107.1 | 107.2 | 107.6 | 1.5 | .4 |
| Nonthreaded fasteners, except aircraft | 04 | 06/82 | 167.3 | 167.4 | 167.6 | 1.8 | .1 |
| Aircraft-aerospace fasteners | 05 | 06/82 | 204.3 | 213.0 | 213.8 | 5.2 | .4 |
| Other formed fasteners | 06 | 06/82 | 140.9 | 140.9 | 140.9 | .9 | 0 |
| Lighting fixtures | 1083 | | 141.9 | 143.1 | 143.5 | 1.8 | .3 |
| Residential | 02 | | 154.9 | 156.7 | 156.3 | 1.5 | -.3 |
| Commercial/institutional or industrial | 03 | | 147.8 | 150.0 | 151.0 | 2.5 | .7 |
| Commercial and institutional lighting fixtures | 0302 | 12/04 | 102.3 | 104.1 | 104.2 | 2.2 | .1 |
| Industrial electric lighting fixtures | 0304 | 12/04 | 101.4 | 101.9 | 104.7 | 3.8 | 2.7 |
| Vehicular | 04 | | 121.0 | 121.1 | 121.3 | .1 | .2 |
| Motor vehicle lighting | 0401 | 12/83 | 99.2 | 99.0 | 99.1 | .6 | .1 |
| All other vehicular lighting equipment | 0402 | 12/83 | 173.4 | 173.1 | 173.1 | -3.3 | 0 |
| Component and renewal parts | 0403 | 12/99 | 123.5 | 125.3 | 125.7 | .4 | .3 |
| Lighting equipment, n.e.c. | 05 | | 143.2 | 143.9 | 144.2 | 2.3 | .2 |
| Outdoor lighting equipment, including parts | 0522 | 06/85 | 133.9 | 134.1 | 134.6 | 2.5 | .4 |
| Other electric and non-electric lighting | 0524 | 06/85 | 102.7 | 103.8 | 103.8 | 2.1 | 0 |
| Ammunition, except for small arms | 1085 | 12/85 | 136.9 | 136.9 | 136.9 | -1.8 | 0 |
| Ordnance and accessories, n.e.c. | 1086 | 12/85 | 159.8 | 162.1 | 159.9 | .8 | -1.4 |
| Fabricated ferrous wire products | 1088 | 06/82 | 161.1 | 161.4 | 160.9 | 3.1 | -.3 |
| Ferrous wire rope, cable and strand | 01 | 06/82 | 150.6 | (²) | 150.6 | 2.4 | (²) |
| Steel nails and spikes | 02 | 06/82 | 156.2 | 156.2 | 157.0 | 1.8 | .5 |
| Ferrous wire cloth, other woven wire prod. | 07 | 06/82 | 144.7 | 145.4 | 145.7 | -.3 | -.2 |
| Other fabricated ferrous wire products | 09 | 06/82 | 166.2 | 166.3 | 165.7 | 3.7 | -.4 |
| Other miscellaneous metal products | 1089 | | 139.0 | 140.2 | 141.0 | 3.2 | .6 |
| Wire springs | 04 | | 151.0 | 151.0 | 151.0 | .3 | 0 |
| Precision mechanical springs | 0424 | | 151.5 | 151.5 | 151.5 | 1.7 | 0 |
| Other wire springs | 0425 | 12/82 | 146.4 | 146.4 | 146.4 | -5.0 | 0 |
| Other metal products | 05 | | 135.3 | 136.5 | 137.2 | 3.2 | .5 |
| Original equipment automotive stamping | 0506 | | 112.5 | 111.5 | 111.7 | -.6 | .2 |
| Replacement part automotive stamping | 0508 | 12/82 | 137.6 | 137.6 | 137.6 | 0 | 0 |
| Automotive screw machine products | 0521 | 12/83 | 128.5 | 131.5 | 135.5 | 6.2 | 3.0 |
| Other screw machine products | 0522 | 12/83 | 147.5 | 149.5 | 153.3 | 7.5 | 2.5 |
| Nonferrous woven wire not from wire drawing plants | 0552 | 12/04 | 100.0 | (²) | (²) | (²) | (²) |
| Metal ladders, including ladder accessories | 0557 | 12/91 | 107.1 | 114.9 | 117.9 | 10.3 | 2.6 |
| Metal powders, paste, and flake | 0564 | 06/85 | 168.0 | 175.1 | 174.9 | 10.8 | -.1 |
| Powder metallurgy parts, ex. bearing, gears, etc. | 0571 | 12/91 | 105.9 | 106.2 | 108.9 | 3.7 | 2.5 |
| Other fabricated metal products | 0589 | 06/85 | 147.8 | 151.7 | 151.3 | 6.5 | -.3 |
| Metal crowns and closures | 06 | 12/83 | 155.4 | 165.8 | 165.8 | 5.5 | 0 |
| Metal stampings n.e.c. | 07 | 06/84 | 149.8 | 150.3 | 151.0 | 2.4 | .5 |
| Job stampings, non-automotive | 0701 | | 166.9 | 166.9 | 166.9 | 1.6 | 0 |
| Other stamped and pressed metal end products | 0731 | 06/84 | 146.3 | 148.2 | 150.5 | 4.7 | 1.6 |
| Metal foil and leaf | 08 | 12/84 | 122.8 | 124.5 | 128.1 | 8.3 | 2.9 |
| Converted unmounted alum. foil packaging products | 0801 | 12/84 | 132.2 | (²) | 141.9 | 14.2 | (²) |
| Laminated aluminum foil rolls and sheets | 0811 | 12/84 | 116.5 | 118.2 | 119.5 | 3.6 | 1.1 |
| Converted unmounted alum. foil for nonpkg appl. | 0821 | 12/84 | 134.8 | 137.5 | 138.9 | 14.7 | 1.0 |
| Heavy gauge springs | 09 | 06/04 | 112.1 | 113.4 | 113.3 | 3.8 | -.1 |
| Hot formed steel springs (except wire) | 0912 | 06/04 | 114.7 | 115.3 | 115.2 | 4.3 | -.1 |
| Cold formed steel springs (except wire) | 0913 | 06/04 | 108.0 | 110.3 | (²) | (²) | (²) |
| Metal treatment services | 109 | 12/84 | 143.9 | 149.1 | 148.9 | 6.1 | -.1 |
| Metal treatment services | 1091 | | | | | | |
| Metal plating and polishing | 01 | 12/84 | 160.8 | 168.0 | 167.5 | 6.1 | -.3 |
| Metal coating and allied services | 02 | 12/84 | 134.4 | 139.6 | 139.9 | 7.3 | .2 |
| Metal heat treating | 03 | 06/85 | 125.7 | 126.6 | 126.2 | 2.7 | -.3 |
| Metal heat treating - Middle Atlantic | 0332 | 06/85 | 141.7 | 143.2 | 139.5 | -2.1 | -2.6 |
| Metal heat treating - South Central | 0333 | 06/85 | 128.2 | (²) | (²) | (²) | (²) |
| Metal heat-treating - Michigan | 0334 | 06/85 | 110.7 | 110.7 | 110.7 | .2 | 0 |
| Metal heat treating - Southeast | 0335 | 06/85 | 110.4 | 119.3 | (²) | (²) | (²) |
| Metal heat treating - North Central | 0336 | 06/85 | 133.5 | 133.6 | 133.5 | 5.0 | -.1 |
| Metal heat treating - Pacific Coast | 0337 | 06/85 | 125.9 | 126.5 | 126.5 | 5.3 | 0 |
| Metal heat treating - Southwest | 0338 | 06/85 | 118.6 | 118.6 | 118.6 | 3.1 | 0 |
| Metal heat treating - New England | 0339 | 06/90 | 110.9 | 110.9 | 110.9 | 1.5 | 0 |
| Machinery and equipment | 11 | | 124.2 | 125.0 | 126.2 | 2.0 | 1.0 |
| Agricultural machinery and equipment | 111 | | 177.3 | 179.1 | 179.1 | 2.6 | 0 |

See footnotes at end of table.

Table 6. Producer price indexes and percent changes for commodity groupings and individual items, not seasonally adjusted—Continued

(1982=100 unless otherwise indicated)

| Commodity | Commodity code | Other index base | Index | | | Percent change to June 2006 from: | |
|--|----------------|------------------|------------------------|-----------------------|------------------------|-----------------------------------|------------------|
| | | | Feb. 2006 ¹ | May 2006 ¹ | June 2006 ¹ | June 2005 | May 2006 |
| Agricultural machinery and equipment | 1114 | 12/02 | 111.0 | 112.1 | 112.1 | 2.7 | 0.0 |
| Commercial turf & grounds care equipment | 01 | 12/02 | 110.5 | 111.3 | 111.4 | 1.9 | .1 |
| Plows, listers, harrows, pulverizers, etc | 02 | 12/02 | 128.0 | 132.5 | 132.5 | 9.8 | 0 |
| Wheel tractors and attachments | 03 | 12/02 | 107.9 | 108.1 | (²) | (²) | (²) |
| Farm dairy machines, sprayers, dusters, e | 04 | 12/02 | 99.9 | (²) | (²) | (²) | (²) |
| Planting, seeding, fertilizing mach & att | 05 | 12/02 | 114.4 | 115.2 | 115.2 | 2.3 | 0 |
| Harvesting machinery | 06 | 12/82 | 183.2 | 188.0 | 188.0 | 4.0 | 0 |
| Haying machinery and attachments | 07 | 12/82 | 162.9 | 164.7 | 164.7 | 3.1 | 0 |
| Farm machinery and equip, nec excl parts | 08 | 12/02 | 118.8 | 119.2 | 119.2 | 1.4 | 0 |
| Parts for farm mach & equip | 09 | 12/02 | 109.2 | 109.2 | 108.7 | .6 | -.5 |
| Construction machinery and equipment | 112 | | 174.4 | 175.5 | 175.7 | 3.9 | .1 |
| Tractors and attachments, ex. parts | 112A | 12/99 | 114.6 | 115.3 | 115.2 | 4.0 | -.1 |
| Tractor attachments, ex. parts | 03 | 12/99 | 117.0 | 121.9 | 121.4 | 3.6 | -.4 |
| Tractor shovel loaders | 04 | | 166.1 | 166.1 | 166.0 | 4.6 | -.1 |
| Power cranes, excavators & equipment | 112B | 12/99 | 123.5 | 123.8 | 123.8 | 5.0 | 0 |
| Mixers, pavers, spreaders, etc. | 112C | | 156.1 | 156.1 | 157.0 | 4.3 | .6 |
| Off-highway, equipment, ex. parts | 112D | 12/99 | 116.1 | 116.5 | 116.5 | 3.0 | 0 |
| Off highway trucks | 02 | 12/03 | 110.8 | 110.8 | 110.8 | 1.9 | 0 |
| Graders, rollers, compactors, forklifts | 03 | 12/03 | 111.1 | 111.7 | 111.7 | 3.6 | 0 |
| Misc. construction machinery and equipme | 112J | 12/05 | 101.3 | 102.5 | 102.8 | (²) | .3 |
| Winches & aerial work plat. (incl parts) | 01 | 12/05 | 101.5 | 104.7 | 105.6 | (²) | .9 |
| Winches & aerial work platforms (incl. parts) | 0101 | 12/03 | 127.9 | 131.8 | 133.0 | 5.6 | .9 |
| Other construction mach. (incl parts) | 02 | 12/05 | 101.3 | 101.5 | 101.6 | (²) | .1 |
| Other construction machinery & equipment | 0201 | 12/03 | 114.1 | 113.7 | 114.0 | 4.1 | .3 |
| Parts for other construction machinery & equipment | 0202 | 12/99 | 115.2 | 116.0 | 115.9 | 1.9 | -.1 |
| Metalworking machinery and equipment | 113 | | 160.6 | 161.2 | 161.2 | 2.3 | 0 |
| Metalworking machinery n. e. c. | 113A | 06/83 | 184.1 | 185.0 | 185.0 | 2.0 | 0 |
| Assembly machines | 01 | 06/83 | 167.0 | 168.1 | 168.1 | 1.1 | 0 |
| Other metalworking machinery | 02 | 06/83 | 206.4 | 206.8 | 207.0 | 4.2 | .1 |
| Rolling mill machinery | 113B | 12/87 | 182.3 | 190.8 | 186.7 | 4.1 | -2.1 |
| Power driven hand tools | 1132 | | 147.7 | 146.3 | 146.3 | -1.2 | 0 |
| Welding machines and equipment | 1133 | | 204.6 | 207.6 | 207.4 | 3.6 | -.1 |
| Arc welding mach., components ex electrode | 01 | | 188.0 | 190.6 | 190.6 | 4.0 | 0 |
| Resistance welders, components & electrode | 02 | | 176.5 | 182.7 | 182.7 | 10.1 | 0 |
| Arc welding electrodes | 03 | | 259.7 | 264.0 | 262.1 | 2.2 | -.7 |
| Gas welding machines and equipment | 04 | | 179.1 | 179.4 | 183.9 | 5.5 | 2.5 |
| Other welding machines and equipment | 06 | 12/00 | 102.4 | 102.4 | 102.4 | .2 | 0 |
| Industrial process furnaces and ovens | 1134 | | 167.7 | 168.9 | 169.1 | 2.9 | .1 |
| Cutting tools and accessories | 1135 | | 157.9 | 158.2 | 158.9 | 4.4 | .4 |
| Small cutting tools | 01 | | 147.5 | 147.7 | 148.6 | 4.4 | .6 |
| Precision measuring tools | 02 | | 174.7 | 175.8 | 175.8 | 3.0 | 0 |
| Other machine tool attachments & acc. | 05 | 06/83 | 170.9 | 170.9 | 170.9 | 5.0 | 0 |
| Abrasive products | 1136 | | 151.7 | 152.1 | 152.2 | 4.6 | .1 |
| Nonmetallic sized abrasives | 01 | | 85.1 | 83.6 | (²) | (²) | (²) |
| Nonmet. bonded abrasives and diamond wheel | 03 | | 149.9 | 149.9 | 150.1 | 2.7 | .1 |
| Nonmetallic coated abrasive products | 05 | | 197.5 | 199.3 | 199.3 | 4.5 | 0 |
| Metal cutting machine tools | 1137 | | 162.7 | 162.9 | 163.0 | 2.9 | .1 |
| Grinding machines | 13 | | 194.7 | 194.7 | 194.7 | 4.3 | 0 |
| Lathes | 14 | | 173.6 | 173.6 | 173.6 | 8.2 | 0 |
| Milling machines | 15 | | 164.8 | 166.2 | 166.2 | 2.8 | 0 |
| Multi-function machines, n/c | 16 | | 143.3 | 143.7 | 143.7 | (²) | 0 |
| Station type machines | 18 | 06/83 | 153.7 | 153.7 | 153.7 | 0 | 0 |
| Other metal cutting machine tools | 19 | | 160.0 | 160.0 | 160.3 | .7 | .2 |
| Parts for metal-cutting machine tools | 53 | 12/02 | 106.6 | 106.5 | 106.6 | 2.4 | .1 |
| Metal forming machine tools | 1138 | | 182.2 | 183.8 | 183.4 | 2.6 | -.2 |
| Punching, bending and forming machines | 21 | | 153.9 | 153.9 | 153.9 | 4.4 | 0 |
| Presses | 23 | | 209.1 | 209.1 | 209.1 | 1.7 | 0 |
| Other metal forming machines | 25 | | 203.2 | 208.9 | 207.2 | 2.2 | -.8 |
| Rebuilt metal-forming machine tools & par | 52 | 12/02 | 104.1 | 104.8 | 104.8 | 1.9 | 0 |
| Tools, dies, jigs, fixtures & ind. molds | 1139 | | 143.3 | 143.3 | 143.4 | .7 | .1 |

See footnotes at end of table.

Table 6. Producer price indexes and percent changes for commodity groupings and individual items, not seasonally adjusted—Continued

(1982=100 unless otherwise indicated)

| Commodity | Commodity code | Other index base | Index | | | Percent change to June 2006 from: | |
|--|----------------|------------------|------------------------|-----------------------|------------------------|-----------------------------------|----------|
| | | | Feb. 2006 ¹ | May 2006 ¹ | June 2006 ¹ | June 2005 | May 2006 |
| Tools, dies, jigs, fixtures & ind. molds—Continued | 1139 | | | | | | |
| Special dies, tools, jigs, and fixtures | 01 | | 156.1 | 155.8 | 155.9 | 0.1 | 0.1 |
| Industrial molds and mold boxes | 03 | | 125.4 | 126.1 | 126.0 | 1.7 | -1 |
| General purpose machinery and equipment | 114 | | 172.5 | 173.6 | 175.5 | 4.0 | 1.1 |
| Pumps, compressors, and equipment | 1141 | | 183.7 | 184.9 | 185.3 | 3.9 | .2 |
| Industrial pumps | 02 | | 193.4 | 197.5 | 197.7 | 4.9 | .1 |
| Parts & attach for air & gas compressors & | 07 | 06/84 | 167.4 | 169.3 | 170.6 | 5.1 | .8 |
| Industrial spraying equipment | 08 | 06/84 | 158.7 | 156.8 | 156.8 | -6 | 0 |
| Measuring & dispensing pumps | 09 | 06/84 | 158.1 | 158.1 | 158.6 | 1.5 | .3 |
| Other pumps, including parts | 12 | 12/83 | 206.5 | 208.8 | 209.3 | 6.1 | .2 |
| Parts and attachments for pumps | 1211 | 12/83 | 230.4 | 231.7 | 232.6 | 6.7 | .4 |
| All other pumps, inc. sump, oil well & oil field | 1215 | 12/97 | 114.4 | 116.7 | 116.6 | 5.0 | -1 |
| Domestic water systems | 13 | 12/03 | 117.9 | 119.2 | 120.8 | 6.0 | 1.3 |
| Air & gas compressors and vacuum pumps | 15 | 06/05 | 103.3 | 102.9 | 102.9 | 2.9 | 0 |
| Air & gas compressors and vacuum pumps | 1501 | 06/05 | 103.3 | 102.9 | 102.9 | 2.9 | 0 |
| Elevators, escalators, and other lifts | 1142 | | 124.5 | 125.7 | 125.6 | 1.7 | -1 |
| Elevators & escalators | 01 | | 118.9 | 120.0 | 119.9 | .8 | -1 |
| Elevator and escalator parts & attachments | 02 | | 153.4 | 155.2 | 155.1 | 4.5 | -1 |
| Fluid power equipment | 1143 | | 185.4 | 187.2 | 189.3 | 5.5 | 1.1 |
| Fluid power pumps and parts | 01 | | 177.3 | 177.8 | 177.8 | 5.5 | 0 |
| Fluid power valves | 02 | | 193.1 | 194.1 | 201.6 | 7.1 | 3.9 |
| Fluid power accum/cushions/cyls. & parts | 03 | | 175.0 | 178.8 | 178.3 | 3.3 | -3 |
| Non-aerospace hydraulic fluid power cylind/actuators | 0312 | 06/98 | 120.4 | 120.9 | 120.9 | 3.0 | 0 |
| Non-aerospace pneumatic fluid power cylind/actuators | 0313 | 06/98 | 123.3 | 130.2 | 129.0 | 5.9 | -9 |
| Parts for hydraulic & pneumatic cylinders/actuators | 0315 | 06/98 | 133.4 | 143.7 | 143.1 | 7.3 | -4 |
| Fluid power hose and tube fittings | 04 | | 199.1 | 200.2 | 201.5 | 5.6 | .6 |
| Parts for fluid power valves | 05 | 06/91 | 143.9 | 151.1 | 150.6 | 8.4 | -3 |
| Industrial material handling equipment | 1144 | | 153.2 | 154.8 | 155.7 | 3.2 | .6 |
| Conveying equipment | 02 | | 155.7 | 157.3 | 157.7 | 2.9 | .3 |
| Unit handling convey/convey sys hoists/farm elevator | 0212 | 06/84 | 138.6 | 140.6 | 141.1 | 3.0 | .4 |
| Parts/acces. for unit handling conveyors & conv. sys | 0214 | 06/84 | 168.1 | 170.2 | 170.8 | 2.9 | .4 |
| Bulk mtl hndlg conveyors & conveying sy ex ho & farm | 0216 | 06/84 | 156.4 | 157.6 | 157.5 | 3.6 | -1 |
| Pts & access for bulk mtl hdlg conveyors & conv sys | 0218 | 06/84 | 209.5 | 210.3 | 211.1 | 1.3 | .4 |
| Industrial trucks and tractors | 03 | | 143.3 | 144.3 | 145.3 | 2.5 | .7 |
| Work trucks w/lifting & handling equip. riding elec | 0353 | 06/02 | 109.9 | 111.3 | 111.8 | 1.7 | .4 |
| Work trucks w/lifting & handling equip non-riding | 0356 | 06/02 | 115.0 | 114.9 | 116.5 | 2.2 | 1.4 |
| Work trucks without lifting & handling equipment | 0357 | 06/02 | 109.8 | 109.9 | 111.5 | 1.8 | 1.5 |
| Bulk powered material moving equipment | 0358 | 06/02 | 109.9 | 112.2 | 112.3 | 4.3 | .1 |
| Parts, attachments, and accessories | 0378 | 12/86 | 151.5 | 152.0 | 152.0 | 2.1 | 0 |
| Hoists, cranes and stacking machines | 04 | | 178.1 | 181.7 | 184.4 | 6.6 | 1.5 |
| Hoists, including parts | 0481 | 12/84 | 173.2 | 179.6 | 184.2 | 6.8 | 2.6 |
| Cranes, including parts | 0485 | 12/84 | 167.2 | 167.3 | 167.7 | 6.3 | .2 |
| Mechanical power transmission equipment | 1145 | | 194.7 | 195.5 | 195.5 | 3.5 | 0 |
| Speed changers, drives, gears | 01 | | 198.2 | 198.6 | 198.6 | 3.3 | 0 |
| Loose gear, pinions and racks | 0108 | 12/83 | 146.2 | 147.2 | 147.3 | 2.2 | .1 |
| Speed changers and industrial high speed drives & pt | 0117 | 12/03 | 115.5 | 115.5 | 115.5 | 3.8 | 0 |
| Other power transmission equipment | 02 | 12/84 | 180.9 | 181.8 | 181.9 | 3.7 | .1 |
| Plain bearings and bushings | 0201 | 12/84 | 143.0 | 142.9 | 143.2 | .6 | .2 |
| Mech pwr trans equip.excl speed changers, drives & g | 0212 | 12/03 | 114.1 | 114.8 | 114.8 | 4.3 | 0 |
| Scales and balances | 1146 | | 123.6 | 123.7 | 123.7 | 1.1 | 0 |
| Vehicle and industrial scales | 11 | 12/91 | 118.9 | 118.9 | 118.9 | .8 | 0 |
| Retail, commercial, household, & mail scal | 12 | 12/91 | 112.3 | 112.3 | 112.3 | 1.4 | 0 |
| Parts, attachments, and accessories | 13 | 12/91 | 106.4 | 107.1 | 107.1 | 1.2 | 0 |
| Fans and blowers, except portable | 1147 | | 174.3 | 174.9 | 176.3 | 3.5 | .8 |
| Dust collection & air purification equip. | 0143 | 12/83 | 159.7 | 159.9 | 161.6 | 2.3 | 1.1 |
| Dust collection and a/c equip. | 0144 | 12/83 | 164.4 | 164.5 | 164.2 | 5.5 | -2 |
| Industrial & commercial fan & blower mfg | 0145 | 12/03 | 111.3 | 112.0 | 113.1 | 3.2 | 1.0 |
| Air conditioning and refrigeration equip | 1148 | | 147.1 | 147.9 | 150.2 | 2.4 | 1.6 |
| Heat transfer equipment | 01 | | 161.5 | 162.0 | 167.9 | 5.7 | 3.6 |
| Heat transfer equipment, except dehumidifiers | 0132 | 12/03 | 114.8 | 115.2 | 121.3 | 8.2 | 5.3 |
| Motor vehicle air conditioning | 0133 | 12/03 | 99.8 | 100.2 | 100.6 | 1.2 | .4 |
| Unitary air conditioners | 02 | | 136.5 | 136.8 | 136.8 | -1.9 | 0 |
| Unitary air conditioners, except air source heat pum | 0222 | 06/97 | 111.3 | 111.5 | 111.6 | -1.9 | .1 |
| Commercial refrigeration equipment | 03 | | 175.9 | 178.0 | 179.4 | 2.6 | .8 |
| Refrigerant compressors | 04 | | 126.0 | 127.4 | 127.4 | 1.0 | 0 |
| Refrigerant compressors, except automatic | 0412 | 12/03 | 114.0 | 115.7 | 115.2 | 1.2 | -4 |
| Refrigeration condensing units | 05 | | 154.4 | 155.7 | 156.8 | 2.5 | .7 |
| Other a/c and refrigeration equipment | 06 | | 157.5 | 161.8 | 160.5 | 3.2 | -8 |

See footnotes at end of table.

Table 6. Producer price indexes and percent changes for commodity groupings and individual items, not seasonally adjusted—Continued

(1982=100 unless otherwise indicated)

| Commodity | Commodity code | Other index base | Index | | | Percent change to June 2006 from: | |
|--|----------------|------------------|------------------------|-----------------------|------------------------|-----------------------------------|------------------|
| | | | Feb. 2006 ¹ | May 2006 ¹ | June 2006 ¹ | June 2005 | May 2006 |
| Air conditioning and refrigeration equip—Continued | 1148 | | | | | | |
| Parts & accessories for a/c & refrig. equi | 09 | 12/89 | 129.5 | 129.7 | 129.7 | 13.3 | 0.0 |
| Miscellaneous general purpose equipment | 1149 | | | | | | |
| Metal valves, except fluid power | 02 | 12/82 | 192.7 | 193.9 | 197.1 | 5.6 | 1.7 |
| Gates, globes, angles, and checks | 0201 | 12/82 | 198.5 | 201.0 | 209.5 | 10.1 | 4.2 |
| Ball valves | 0202 | 12/82 | 239.0 | 243.2 | 261.8 | 14.7 | 7.6 |
| Butterfly valves | 0203 | 12/82 | 197.0 | 199.0 | 209.0 | 14.7 | 5.0 |
| Plug valves | 0204 | 12/82 | 151.3 | 151.2 | 151.5 | 4.7 | .2 |
| Plumbing and heating valves (low pressure) | 0205 | 12/82 | 158.7 | 167.4 | 171.8 | 11.9 | 2.6 |
| Solenoid valves | 0208 | 12/82 | 197.9 | 198.3 | 218.8 | 19.3 | 10.3 |
| Other valves | 0209 | 12/82 | 183.2 | 182.4 | 182.4 | 1.6 | 0 |
| Automatic valves | 0211 | 12/98 | 195.2 | 198.5 | 203.6 | 7.0 | 2.6 |
| Metal pipe fittings, flanges, and unions | 03 | 12/82 | 111.4 | 112.4 | 112.6 | 3.1 | .2 |
| Ball and roller bearings | 05 | 12/82 | 244.0 | 239.7 | 239.7 | 3.3 | 0 |
| Ball bearings, unmounted | 0531 | 12/03 | 192.0 | 191.7 | 191.9 | 2.2 | .1 |
| Mounted bearings | 0534 | 06/83 | 114.1 | 114.2 | 114.2 | 2.2 | 0 |
| Ball and roller bearing parts and components | 0535 | 06/83 | 238.1 | 240.6 | 238.1 | 2.8 | -1.0 |
| Taper roller bearings | 0537 | 06/83 | 169.0 | 162.4 | 165.9 | .2 | 2.2 |
| Roller bearings, except taper | 0538 | 06/83 | 158.1 | 158.1 | 158.1 | 5.6 | 0 |
| Industrial patterns | 07 | 12/84 | 225.8 | 226.8 | 226.8 | 2.7 | 0 |
| Filters and strainers | 08 | 12/84 | 134.1 | 141.1 | 141.2 | 5.6 | .1 |
| Filters and strainers, except fluid power | 0805 | 12/03 | 175.4 | 178.0 | 179.3 | 6.0 | .7 |
| Other miscellaneous general purpose equipm | 11 | 12/84 | 108.6 | 110.5 | 111.4 | 6.9 | .8 |
| Electronic computers and computer equipm | 115 | 12/98 | 165.2 | 165.7 | 166.1 | 2.4 | .2 |
| Electronic computers | 1151 | 12/04 | 49.4 | 48.2 | 47.7 | -8.4 | -1.0 |
| Personal computers and workstations | 0114 | 12/04 | 73.8 | 68.2 | 66.0 | -22.7 | -3.2 |
| Portable computers | 0115 | 12/04 | 68.1 | 63.2 | 60.6 | -26.5 | -4.1 |
| Host computers, multiusers (mainframes, med. scale s | 0116 | 12/04 | 63.4 | 56.1 | 57.1 | -31.1 | 1.8 |
| Other computers | 0121 | 12/04 | 78.3 | 71.5 | 69.0 | -20.7 | -3.5 |
| Computer storage devices | 1152 | 12/04 | 98.8 | (²) | 98.6 | -9 | (²) |
| Computer storage devices, except parts | 01 | 12/04 | 77.4 | 75.9 | 75.9 | -21.3 | 0 |
| Computer terminals and parts | 1153 | 12/98 | 73.6 | 72.2 | 72.2 | -22.2 | 0 |
| Computer terminals | 01 | 12/98 | 92.9 | 92.7 | 92.7 | 1.0 | 0 |
| Computer terminal parts, attachments & acc | 02 | 12/98 | 94.2 | 94.0 | 94.0 | 1.3 | 0 |
| Computer peripheral equipment and parts | 1154 | 12/98 | 85.6 | (²) | (²) | (²) | (²) |
| Computer printers | 02 | 12/98 | 92.3 | 91.2 | 90.8 | -1.7 | -4 |
| Parts for computer peripheral equipment | 05 | 12/98 | 87.0 | 86.7 | 85.8 | -1.7 | -1.0 |
| Special industry machinery and equipment | 116 | | 98.8 | 93.6 | 94.3 | -4.7 | .7 |
| Food products machinery | 1161 | | 176.1 | 176.5 | 177.1 | 2.0 | .3 |
| Dairy industry machinery | 01 | | 200.9 | 202.6 | 204.8 | 4.5 | 1.1 |
| Commercial food production machinery | 04 | | 210.3 | 210.6 | 213.3 | 3.7 | 1.3 |
| Industrial food production machinery | 05 | 12/83 | 189.5 | 192.0 | 192.3 | 2.8 | .2 |
| Textile machinery and equipment | 1162 | | 192.1 | 193.2 | 196.7 | 6.2 | 1.8 |
| Textile machinery | 12 | 06/86 | 162.4 | 163.3 | 163.0 | 1.7 | -2 |
| Textile machinery parts and attachments | 77 | | 143.3 | 143.3 | 143.3 | 1.3 | 0 |
| Woodworking machinery and equipment | 1163 | | 168.8 | 171.7 | 170.6 | 2.6 | -6 |
| Sawmill and woodworking machinery | 06 | 12/04 | 154.5 | 154.9 | 154.8 | 2.7 | -1 |
| Paper industries machinery | 1164 | 06/82 | 103.9 | 104.1 | 104.0 | 2.7 | -1 |
| Paper Industry machinery | 0114 | 12/03 | 180.4 | 181.9 | 180.3 | .8 | -9 |
| Parts & attachments for paper industries machinery | 0115 | 12/03 | 104.2 | 105.0 | 104.2 | .2 | -8 |
| Printing trades machinery and equipment | 1165 | | 110.1 | 111.0 | 109.9 | 2.3 | -1.0 |
| Printing presses, offset, lithograph | 01 | | 144.9 | 145.8 | 145.7 | 1.0 | -1 |
| Bookbinding machinery and equipment | 05 | | 155.5 | 155.5 | (²) | (²) | (²) |
| Printing presses, other than lithographic | 06 | 12/82 | 183.4 | 190.4 | (²) | (²) | (²) |
| Other printing machinery and equipment | 09 | 12/82 | 167.2 | 167.2 | (²) | (²) | (²) |
| Other special industry machinery | 1166 | | 147.5 | 147.7 | 147.6 | .5 | -1 |
| Rubberworking machinery | 01 | | 173.3 | 173.6 | 174.2 | 1.7 | .3 |
| Plasticworking machinery | 03 | | 187.0 | 187.0 | 187.0 | .8 | 0 |
| Chemical industry machinery | 04 | | 187.1 | 189.0 | 188.4 | 2.5 | -3 |
| Automotive maintenance equipment | 05 | 06/83 | 174.8 | 179.4 | 179.4 | 8.8 | 0 |
| Miscellaneous industry machinery | 06 | | 174.4 | 174.0 | 174.0 | 1.1 | 0 |
| Semiconductor manufacturing equipment | 0638 | 06/87 | 170.0 | 169.5 | 170.4 | .8 | .5 |
| Printed circuit board manufacturing machinery | 0641 | 06/01 | 128.2 | 127.3 | 128.3 | .2 | .8 |
| Special industry machinery & equipment & parts | 0647 | 06/01 | 100.9 | 100.8 | 100.8 | -2.0 | 0 |
| | | | 111.0 | 111.3 | 111.3 | 1.6 | 0 |

See footnotes at end of table.

Table 6. Producer price indexes and percent changes for commodity groupings and individual items, not seasonally adjusted—Continued

(1982=100 unless otherwise indicated)

| Commodity | Commodity code | Other index base | Index | | | Percent change to June 2006 from: | |
|--|----------------|------------------|------------------------|-----------------------|------------------------|-----------------------------------|------------------|
| | | | Feb. 2006 ¹ | May 2006 ¹ | June 2006 ¹ | June 2005 | May 2006 |
| Packing and packaging machinery | 1167 | | 201.6 | 201.9 | 204.7 | 2.2 | 1.4 |
| Filling machinery | 01 | | 216.2 | 216.2 | 216.2 | 1.7 | 0 |
| Form-fill-seal machines | 0103 | | 273.4 | 273.4 | 273.4 | 2.0 | 0 |
| Filling machines | 0108 | 12/83 | 159.2 | (²) | (²) | (²) | (²) |
| Machinery for processing pkgs. & bottles | 03 | | 175.8 | 175.7 | 179.3 | 2.2 | 2.0 |
| Casing and cartoning machinery | 0302 | | 187.3 | 187.1 | 187.3 | -3 | .1 |
| Labeling and coding machinery | 0307 | 12/83 | 157.3 | 157.4 | 164.2 | 5.1 | 4.3 |
| Other packing & packaging machinery & pa | 04 | 12/83 | 185.4 | 185.9 | 188.8 | 2.4 | 1.6 |
| Wrapping, banding, bundling and fastening machines | 0401 | 12/83 | 176.5 | 177.9 | 177.9 | 1.5 | 0 |
| Parts for packing and packaging machinery | 0403 | 12/83 | 168.7 | 168.8 | 178.0 | 5.8 | 5.5 |
| Other packing and packaging machines | 0404 | 12/88 | 148.5 | 148.9 | 148.9 | 1.0 | 0 |
| Service industry machinery and parts | 1168 | | 189.6 | 189.3 | 189.3 | 2.7 | 0 |
| Commercial and industrial vacuum cleaners & parts | 0111 | 06/82 | 185.4 | 187.5 | 187.5 | 7.6 | 0 |
| Electronic teaching machines, teaching aids, trainer | 0116 | 12/03 | 100.9 | (²) | (²) | (²) | (²) |
| Commercial cooking and food warming equipment | 0118 | 12/03 | 113.5 | 116.1 | 115.7 | 6.0 | -3 |
| Miscellaneous machinery products, exc electrical | 0119 | 12/03 | 107.9 | 106.6 | 106.9 | 1.4 | .3 |
| Commercial laundry & dry cleaning equip. | 1169 | 12/82 | 195.9 | 196.7 | 200.1 | 3.5 | 1.7 |
| Electrical machinery and equipment | 117 | | 112.3 | 113.4 | 115.1 | 1.9 | 1.5 |
| Wiring devices | 1171 | | 185.5 | 186.3 | 188.9 | 7.6 | 1.4 |
| Current carrying | 01 | | 140.1 | 143.5 | 144.6 | 6.0 | .8 |
| Convenience & power outlets, ex. pin & sleeve | 0142 | 12/99 | 87.2 | 87.5 | (²) | (²) | (²) |
| Electric switches | 0143 | 12/99 | 104.3 | 107.6 | 109.5 | 7.7 | 1.8 |
| Wire connectors for electrical circuitry | 0144 | 12/99 | 110.0 | (²) | 113.0 | 5.3 | (²) |
| Lampholders | 0145 | 12/99 | 106.5 | 106.9 | (²) | (²) | (²) |
| Current carrying wiring devices, n.e.c. | 0146 | 12/99 | 107.7 | 109.9 | 110.3 | 6.8 | .4 |
| Noncurrent carrying | 02 | | 248.0 | 244.9 | 249.6 | 9.1 | 1.9 |
| Pole and transmission line hardware | 0215 | 12/04 | 113.9 | (²) | 116.5 | 6.9 | (²) |
| Electrical conduit and conduit fittings, including p | 0216 | 12/04 | 118.7 | 113.8 | 117.1 | 14.1 | 2.9 |
| Other noncurrent-carrying wiring devices | 0217 | 12/04 | 105.0 | 106.7 | 107.7 | 5.2 | .9 |
| Porcelain electrical supplies | 0252 | 12/03 | 107.4 | 108.1 | 109.1 | 5.9 | .9 |
| Integrating and measuring instruments | 1172 | | 149.7 | 149.0 | 149.8 | .9 | .5 |
| Test equip.- elect. character. & signals | 05 | 12/83 | 143.5 | 142.8 | 143.6 | 1.0 | .6 |
| Indicating and recording instruments | 06 | 12/83 | 155.7 | (²) | (²) | (²) | (²) |
| Motors, generators, motor generator sets | 1173 | | 161.1 | 162.8 | 164.3 | 4.6 | .9 |
| Fractional horsepower motors & generators | 03 | 06/83 | 144.4 | 146.8 | 149.5 | 5.1 | 1.8 |
| Integral horsepower motors | 04 | 06/83 | 168.6 | 171.1 | 171.1 | 5.6 | 0 |
| Fractional horsepower motor-gen. sets | 05 | 06/83 | 175.9 | (²) | (²) | (²) | (²) |
| Prime mover gen. sets | 07 | 06/83 | 147.4 | (²) | (²) | (²) | (²) |
| Land transportation types | 08 | 06/83 | 133.8 | 133.8 | 133.8 | 4.0 | 0 |
| Parts and supplies | 09 | 06/83 | 165.9 | 166.4 | 167.7 | 4.5 | .8 |
| Transformers and power regulators | 1174 | | 159.5 | 163.4 | 167.9 | 11.8 | 2.8 |
| Fluorescent lamp ballasts | 02 | | 138.4 | 145.4 | 151.8 | 9.6 | 4.4 |
| Power & distribution transformers, excl. p | 09 | 12/99 | 128.3 | 130.2 | 133.9 | 17.0 | 2.8 |
| Parts & all other transformers | 11 | 12/99 | 110.7 | 113.4 | 115.0 | 4.0 | 1.4 |
| Commer./institutional/indus. gen/ pump. transformers | 1101 | | 201.5 | (²) | (²) | (²) | (²) |
| Specialty transformers, ex. fluorescent lamp ballast | 1102 | | 90.2 | 91.3 | 93.1 | 3.2 | 2.0 |
| Power regulators, boosters, other transformers/parts | 1109 | 12/99 | 107.1 | (²) | (²) | (²) | (²) |
| Switchgear, switchboard, etc. equipment | 1175 | | 175.5 | 176.5 | 177.0 | 3.9 | .3 |
| Industrial controls and related parts, acc | 07 | | 171.4 | 172.5 | 172.5 | 4.7 | 0 |
| Switchgear and switchboard apparatus | 22 | 06/05 | 101.5 | 102.0 | 102.8 | 2.8 | .8 |
| Switchgear and switchboard apparatus | 2201 | 06/05 | 101.5 | 102.0 | 102.8 | 2.8 | .8 |
| Communication and related equipment | 1176 | | 102.3 | 102.8 | 102.7 | .1 | -.1 |
| Telephone and telegraph equipment | 01 | 12/85 | 89.6 | 89.7 | 89.8 | -2.9 | .1 |
| Carrier line equipment and external modems | 0112 | 12/00 | 92.2 | 92.2 | 92.2 | -9 | 0 |
| Switching equipment | 0121 | 12/85 | 101.0 | (²) | (²) | (²) | (²) |
| Other telephone and telegraph apparatus | 0141 | 12/85 | 75.9 | 76.2 | 76.3 | -6.2 | .1 |
| Radio & television communication equipment | 02 | 12/85 | 109.0 | 109.8 | 109.5 | 1.6 | -3 |
| Broadcast, studio and related equipment | 0201 | 12/85 | 107.1 | 107.1 | 107.1 | 0 | 0 |
| Radio communication, fiber optics & related equip. | 0202 | 12/85 | 95.9 | 95.8 | 95.5 | .1 | -3 |
| Intercom, alarm & traffic control systems | 0203 | 12/85 | 115.5 | 117.6 | 115.7 | .6 | -1.6 |
| Electronic systems and equipment | 0212 | 12/03 | 102.5 | 103.1 | 103.7 | 3.6 | .6 |
| Search, detection, navigation & guidance sys & equip | 0213 | 06/04 | 102.7 | 104.1 | 104.0 | 2.9 | -.1 |
| Electric lamp bulbs and parts | 1177 | | 132.3 | 131.1 | 130.9 | -1.1 | -.2 |
| Parts for electric lamps/bulbs | 03 | 12/85 | 110.8 | 110.8 | 110.8 | .1 | 0 |
| Electric lamp bulbs and tubes | 04 | 12/04 | 103.4 | 102.4 | 102.2 | -1.2 | -.2 |
| Electronic components and accessories | 1178 | | 84.8 | 86.0 | 88.7 | 2.0 | 3.1 |

See footnotes at end of table.

Table 6. Producer price indexes and percent changes for commodity groupings and individual items, not seasonally adjusted—Continued

(1982=100 unless otherwise indicated)

| Commodity | Commodity code | Other index base | Index | | | Percent change to June 2006 from: | |
|--|----------------|------------------|------------------------|-----------------------|------------------------|-----------------------------------|------------------|
| | | | Feb. 2006 ¹ | May 2006 ¹ | June 2006 ¹ | June 2005 | May 2006 |
| Electronic components and accessories—Continued | | | | | | | |
| Cathode ray T.V. picture tube | 1178 02 | | 46.4 | 46.4 | (²) | (²) | (²) |
| Power, transmitter, special purpose tubes | 03 | | 186.3 | 186.9 | 188.2 | 1.5 | .7 |
| Capacitors | 11 | | 110.1 | 107.0 | 108.1 | -3.7 | 1.0 |
| Resistors for electronic circuitry | 12 | | 166.1 | 166.6 | 167.5 | 2.9 | .5 |
| Resistors for electronic circuitry | 1207 | 12/05 | 100.2 | 100.5 | 101.0 | (²) | .5 |
| Relays | 21 | | 197.7 | 198.8 | 201.7 | 5.5 | 1.5 |
| Switches, mechanical (electronic appl.) | 22 | 06/82 | 175.4 | 174.6 | 175.4 | .9 | .5 |
| Connectors | 24 | | 152.2 | 154.6 | 154.5 | .5 | -1 |
| Coaxial connectors (radio frequency) | 2411 | | 225.5 | 225.7 | 225.7 | .8 | 0 |
| Cylindrical connectors | 2426 | 06/03 | 96.9 | (²) | (²) | (²) | (²) |
| Rack and panel connectors (rectangular) | 2434 | 06/03 | 102.8 | (²) | (²) | (²) | (²) |
| Printed circuit connectors for electronic circuitry | 2443 | 06/03 | 103.2 | 106.6 | 106.2 | 4.9 | -4 |
| Other connectors including parts | 2472 | 06/03 | 104.1 | 104.9 | 104.8 | .5 | -1 |
| Magnetic and optical recording media | 25 | | 55.7 | 56.2 | 56.1 | 1.3 | -2 |
| Filters, crystals, and transducers | 28 | 06/82 | 97.7 | 96.3 | (²) | (²) | (²) |
| Filters and piezoelectric devices | 2891 | 06/82 | 106.1 | 104.6 | (²) | (²) | (²) |
| Diodes and rectifiers | 31 | | 106.5 | (²) | (²) | (²) | (²) |
| Transistors | 35 | | 72.0 | 72.0 | 72.0 | -1 | 0 |
| Integrated microcircuits | 39 | 06/05 | 91.0 | 94.1 | 92.1 | -7.9 | -2.1 |
| Integrated microcircuits | 3911 | 06/05 | 91.0 | 94.1 | 92.1 | -7.9 | -2.1 |
| Other semiconductor devices | 47 | 06/05 | 97.8 | 96.6 | 97.2 | -2.8 | .6 |
| Other semiconductor devices | 4711 | 06/05 | 97.8 | 96.6 | 97.2 | -2.8 | .6 |
| Printed circuit boards | 49 | 12/00 | 101.0 | 101.0 | 101.0 | 1.6 | 0 |
| Electronic transformers and coils | 53 | 06/82 | 152.2 | 156.6 | 157.4 | 11.7 | .5 |
| Other electronic components | 56 | 06/00 | 98.8 | 100.5 | 110.7 | 12.8 | 10.1 |
| Complex component assemb., packs, modules | 61 | 06/82 | 102.5 | 102.4 | 102.5 | -1.6 | .1 |
| Miscellaneous electrical mach and equip | | | | | | | |
| Storage batteries | 1179 01 | | 112.2 | 113.3 | 113.6 | 1.6 | .3 |
| Lead acid batteries, 1.5 cubic foot or less | 0103 | 12/84 | 118.1 | 124.0 | 124.0 | 8.5 | 0 |
| Lead acid batteries, larger than 1.5 cubic foot | 0104 | 12/84 | 123.2 | 131.8 | 131.7 | 9.4 | -1 |
| Storage batteries other than lead acid, incl. parts | 0105 | 12/84 | 151.5 | 152.9 | 152.9 | 7.4 | 0 |
| Primary batteries, dry and wet | 02 | | 138.5 | 142.8 | 142.3 | 4.2 | -4 |
| Carbon and graphite products | 03 | | 159.5 | 167.7 | 167.7 | 7.8 | 0 |
| Carbon & graphite electrodes for elec. Furnaces | 0326 | 12/03 | 128.6 | 134.2 | 134.9 | 8.2 | .5 |
| All other carbon and graphite products | 0335 | 12/03 | 141.8 | 152.8 | 153.0 | 10.2 | .1 |
| X-ray and electromedical equipment | 05 | | 106.3 | 107.1 | 108.3 | 6.1 | 1.1 |
| Irradiation equipment | 0512 | 06/85 | 95.0 | 94.6 | 95.2 | -5 | .6 |
| Diagnostic electromedical equipment | 0514 | 06/85 | 114.7 | 114.8 | 114.8 | .7 | 0 |
| Electrotherapeutic equipment | 0516 | 06/85 | 69.2 | 68.2 | 69.6 | -9 | 2.1 |
| Parts and accessories for electromedical equipment | 0524 | 06/85 | 70.3 | 70.3 | 70.3 | .1 | 0 |
| Engine electrical equipment | 06 | | 111.5 | 111.4 | 111.6 | -7 | .2 |
| Cable sets and ignition wiring harnesses | 0601 | 12/82 | 124.0 | 124.0 | 124.2 | .2 | .2 |
| Cranking motors (starters) | 0604 | 12/82 | 139.7 | 139.8 | 140.3 | 1.2 | .4 |
| Alternators, generators, and regulators | 0607 | 06/00 | 112.9 | 112.9 | 112.9 | .2 | 0 |
| Complete engine electrical equipment, nec | 0608 | 06/00 | 99.5 | 99.6 | 101.1 | 1.2 | 1.5 |
| Parts for engine electrical and electronic equipment | 0609 | 06/00 | 99.6 | 99.6 | 99.6 | 0 | 0 |
| Motor vehicle electronic equip. exc engine elec equi | 0611 | 12/03 | 76.8 | 76.8 | 76.8 | .3 | 0 |
| Electrical industrial apparatus, n.e.c. | 29 | 12/85 | 99.6 | 99.6 | 99.6 | 0 | 0 |
| Rectifying apparatus | 2902 | 12/85 | 118.6 | 118.9 | 119.7 | -3 | .7 |
| Oth electrical equip for industry, except electronic | 2904 | 12/03 | 123.2 | 123.9 | 125.1 | .3 | 1.0 |
| Miscellaneous instruments | 118 | | 104.2 | 104.0 | 104.0 | -1.7 | 0 |
| Environmental controls | 1181 | | 164.7 | 165.6 | 165.6 | 2.0 | 0 |
| Process control instruments | 1182 | 06/83 | 151.7 | 152.5 | 152.4 | 2.1 | -1 |
| Industrial process control instruments | 0171 | 12/03 | 175.1 | 176.4 | 176.5 | 2.6 | .1 |
| Fluid meters and counting devices | 1184 | 12/85 | 106.0 | 106.8 | 106.9 | 2.6 | .1 |
| Integrating & totalizing meters for gas or liquids | 0102 | 12/85 | 129.7 | 130.2 | 130.1 | .5 | -1 |
| Counting devices | 0103 | 12/85 | 145.0 | 146.5 | 146.3 | 1.7 | -1 |
| Motor vehicle indicating instruments | 0104 | 12/85 | 143.7 | 144.9 | 144.6 | 1.3 | -2 |
| Engineering and scientific instruments | 1185 | 12/85 | 95.4 | 95.4 | (²) | (²) | (²) |
| Aeronautical, nautical & navigational inst | 01 | 12/85 | 180.3 | 180.3 | 180.3 | 1.6 | 0 |
| Laboratory apparatus | 02 | 12/85 | 192.9 | 192.9 | 192.9 | 1.8 | 0 |
| Surveying/drafting instruments & lab furn | 03 | 12/85 | 175.0 | 175.4 | 175.3 | 1.9 | -1 |
| Laboratory furniture | 0322 | 12/91 | 138.4 | 137.3 | 137.3 | -7 | 0 |
| Surveying/drafting instruments | 0329 | 12/91 | 141.7 | 139.2 | 139.2 | -1.7 | 0 |
| Optical instruments and lenses | 1186 | 12/85 | 112.5 | 112.5 | 112.5 | .2 | 0 |
| Sighting, tracking & fire control equipmen | 01 | 12/85 | 129.3 | 130.5 | 130.7 | 2.8 | .2 |
| Optical instruments and lenses | 02 | 12/85 | 120.3 | 122.3 | 121.8 | 2.8 | -4 |
| Laboratory analytical instruments | 03 | 12/85 | 123.5 | 127.7 | 127.8 | 3.4 | .1 |
| | | | 132.8 | 132.9 | 133.2 | 2.6 | .2 |

See footnotes at end of table.

Table 6. Producer price indexes and percent changes for commodity groupings and individual items, not seasonally adjusted—Continued

(1982=100 unless otherwise indicated)

| Commodity | Commodity code | Other index base | Index | | | Percent change to June 2006 from: | |
|--|----------------|------------------|------------------------|-----------------------|------------------------|-----------------------------------|------------------|
| | | | Feb. 2006 ¹ | May 2006 ¹ | June 2006 ¹ | June 2005 | May 2006 |
| Measuring & controlling devices, n.e.c. | 1189 | 06/85 | 142.2 | 142.4 | 142.4 | 1.2 | 0.0 |
| Aircraft engine instruments | 01 | 06/85 | 135.1 | 135.1 | 135.1 | 1.0 | 0 |
| Physical properties and kinematic testin | 05 | 06/04 | 102.5 | 102.8 | 102.7 | 1.5 | -1 |
| Comm., geophysical & general instruments | 06 | 06/04 | 102.1 | 102.1 | 102.1 | 1.6 | 0 |
| Miscellaneous machinery | 119 | | 148.3 | 149.0 | 149.6 | 2.7 | .4 |
| Oil field and gas field machinery | 1191 | | 166.2 | 170.8 | 171.8 | 10.2 | .6 |
| Oil field and gas field drilling machinery | 02 | | 182.9 | 189.3 | 190.5 | 10.8 | .6 |
| Rotary oil & gas field drilling machinery & parts | 0257 | 12/03 | 121.0 | 128.5 | 129.6 | 14.5 | .9 |
| Other oil & gas field drilling mach, equi, parts | 0258 | 12/03 | 140.0 | 139.9 | 140.2 | 7.5 | .2 |
| Drilling rigs | 0259 | 12/03 | 105.1 | 105.1 | 105.1 | 1.7 | 0 |
| Oil field and gas field production machine | 04 | | 139.7 | 141.4 | 142.1 | 9.0 | .5 |
| Mining machinery and equipment | 1192 | | 181.2 | 184.0 | 185.4 | 5.3 | .8 |
| Underground mining machinery | 01 | | 189.7 | 192.7 | 192.0 | 2.8 | -4 |
| Crushing, pulverizing & screening machines | 02 | | 226.4 | 228.3 | 228.2 | 5.6 | 0 |
| Drills and other mining machinery | 03 | | 199.9 | 203.4 | 207.3 | 7.7 | 1.9 |
| Mining machinery parts | 53 | | 164.1 | 167.8 | 171.1 | 8.6 | 2.0 |
| Office and store machines and equipment | 1193 | | 114.6 | 114.7 | 115.1 | -3 | .3 |
| Calculating & accounting machines & parts | 01 | | 84.9 | 85.4 | 85.4 | -1.5 | 0 |
| Parts and attach. for calc. & acctng mach, cash reg. | 0115 | 06/85 | 92.5 | 93.1 | 93.1 | -1.5 | 0 |
| Coin-operated auto. merchandising machines | 06 | | 123.6 | 123.8 | 125.0 | 1.6 | 1.0 |
| Coin-operated auto. merchandising mach., ex. parts | 0654 | 06/82 | 123.9 | 124.3 | 125.1 | 1.6 | .6 |
| Parts for automatic merchandising machines | 0656 | 06/94 | 100.5 | 100.5 | 102.4 | 1.8 | 1.9 |
| Other office and store machines and parts | 07 | | 133.5 | 133.3 | 133.4 | -1 | .1 |
| Mailing, letter handling, and addressing machines | 0753 | 06/85 | 114.6 | 115.2 | 115.4 | (²) | .2 |
| Standard typewriters, and all other office machines | 0755 | 12/94 | 117.1 | 117.1 | 117.1 | 1.0 | 0 |
| Parts/attach. for std. typewriters/other office mach | 0757 | 12/94 | 128.3 | 122.0 | 122.0 | -6.0 | 0 |
| Internal combustion engines | 1194 | | 152.0 | 151.8 | 152.1 | 3.3 | .2 |
| Gasoline engines | 01 | | 150.4 | (²) | (²) | (²) | (²) |
| Diesel, semidiesel, & dual fuel, non-auto | 07 | 12/82 | 136.7 | 136.7 | 136.7 | 3.0 | 0 |
| Diesel, semidiesel, & dual fuel, auto. | 08 | 12/82 | 144.7 | 144.7 | 144.8 | 2.5 | .1 |
| Parts and accessories for i.c. engines | 13 | | 161.8 | 161.9 | 162.0 | 4.7 | .1 |
| Machine shop products | 1195 | | 152.2 | 152.6 | 153.1 | 1.3 | .3 |
| Carburetors, pistons, piston rings, & valv | 01 | | 151.9 | 152.8 | 152.9 | 4.4 | .1 |
| Carburetors, pistons, piston rings & valves | 0129 | 06/05 | 103.8 | 104.4 | 104.4 | 4.4 | 0 |
| Other machine shop products | 05 | 06/84 | 137.2 | 137.6 | 138.0 | 1.0 | .3 |
| Parts for turbine and turbine generator | 1196 | 06/82 | 183.4 | 183.4 | 183.6 | 4.1 | .1 |
| Turbine and turbine generator sets | 1197 | 06/87 | 171.0 | 171.8 | 173.8 | 1.2 | 1.2 |
| Furniture and household durables | 12 | | 142.2 | 142.7 | 142.5 | 2.3 | -1 |
| Household furniture | 121 | | 171.5 | 172.5 | 172.5 | 3.9 | 0 |
| Metal household furniture | 1211 | | 129.6 | 130.4 | 130.4 | 1.5 | 0 |
| Metal household dining, dinette, breakfast furniture | 0102 | 06/84 | 153.3 | 153.6 | 153.6 | 2.5 | 0 |
| Other metal household furniture | 0104 | 06/84 | 116.8 | 117.8 | 117.8 | 1.2 | 0 |
| Wood household furniture | 1212 | | 189.8 | 190.8 | 190.4 | 2.5 | -2 |
| Living room furniture | 01 | | 194.1 | 193.9 | 193.9 | 3.5 | 0 |
| Dining room furniture | 02 | | 207.9 | 210.1 | 209.9 | 2.5 | -1 |
| Bedroom furniture | 03 | | 194.0 | 195.0 | 194.7 | 1.6 | -2 |
| Other wood household furniture | 04 | | 150.9 | 151.9 | 151.3 | 3.1 | -4 |
| TV, radio, stereo & sewing machine cabinets | 0467 | 12/85 | 127.6 | 127.6 | 127.6 | (²) | 0 |
| Upholstered household furniture | 1213 | | 162.4 | 163.9 | 164.1 | 4.9 | .1 |
| Dual purpose sleep furniture, incl. convertible sofa | 0123 | 06/83 | 124.5 | 126.6 | 126.6 | (²) | 0 |
| Upholstered wood household furniture | 0141 | 06/05 | 103.9 | 104.7 | 104.9 | 4.9 | .2 |
| Bedding | 1214 | | 162.2 | 161.6 | 161.6 | 6.0 | 0 |
| Other mattresses, including crib and inserts | 0114 | 06/83 | 182.2 | 180.4 | 181.0 | 7.5 | .3 |
| Hybrid-type sleep system floatation ensembles | 0122 | 12/95 | 125.3 | 140.8 | 140.8 | 20.2 | 0 |
| Mattress and foundation sets | 0134 | 12/03 | 112.6 | 111.6 | 111.8 | 3.3 | .2 |
| Porch and lawn furniture | 1215 | | 167.0 | 171.1 | 173.3 | 6.7 | 1.3 |
| Household furniture, n.e.c. | 1216 | 12/85 | 123.0 | 123.0 | 123.0 | 3.1 | 0 |
| Commercial furniture | 122 | | 175.0 | 176.7 | 176.6 | 2.1 | -1 |
| Wood office furniture and store fixtures | 1221 | | 185.5 | 186.5 | 186.9 | 3.1 | .2 |

See footnotes at end of table.

Table 6. Producer price indexes and percent changes for commodity groupings and individual items, not seasonally adjusted—Continued

(1982=100 unless otherwise indicated)

| Commodity | Commodity code | Other index base | Index | | | Percent change to June 2006 from: | |
|--|----------------|------------------|------------------------|-----------------------|------------------------|-----------------------------------|------------------|
| | | | Feb. 2006 ¹ | May 2006 ¹ | June 2006 ¹ | June 2005 | May 2006 |
| Wood office furniture and store fixtures—Continued | 1221 | | | | | | |
| Seating | 0112 | 06/85 | 166.7 | 166.7 | 166.7 | 3.7 | 0.0 |
| Desks and extensions | 0113 | 06/85 | 181.2 | 181.3 | 181.7 | 4.1 | .2 |
| Storage units, files and tables | 0114 | 06/85 | 180.3 | 180.4 | 181.3 | 4.0 | .5 |
| Other wood office furniture | 0116 | 06/85 | 162.0 | 162.1 | 163.1 | 1.9 | .6 |
| Plastic laminated fixture tops | 0151 | 12/83 | 162.0 | 166.0 | 166.0 | 7.6 | 0 |
| Fixtures for stores, banks, offices, & | 0161 | 12/83 | 184.3 | 185.8 | 185.8 | 3.7 | 0 |
| Nonwood furniture and store fixtures | 1222 | | 167.1 | 169.3 | 168.8 | .6 | -.3 |
| Storage units, files, and tables | 02 | | 165.6 | 170.4 | 169.4 | -.9 | -.6 |
| Furniture | 03 | | 173.3 | 176.9 | 176.0 | 2.5 | -.5 |
| Desks and extensions | 0321 | | 168.4 | 168.4 | 168.4 | .5 | 0 |
| Office seating | 0325 | | 174.5 | 180.7 | 174.7 | .9 | -.3 |
| Other nonwood office furniture | 0326 | 06/95 | 111.4 | 113.0 | 114.2 | 3.5 | 1.1 |
| Partitions and fixtures | 04 | 12/83 | 153.6 | 153.3 | 153.4 | -.8 | .1 |
| Shelving and lockers | 0405 | 12/83 | 163.3 | 163.3 | 163.3 | -.4 | 0 |
| Storage racks and accessories | 0407 | 12/83 | 145.3 | 144.1 | 144.5 | -1.1 | .3 |
| Fixtures for stores, banks, offices, & | 0409 | 12/83 | 149.4 | 149.4 | 149.4 | -.9 | 0 |
| Public building furniture | 1223 | 12/84 | 158.9 | 159.6 | 159.5 | 4.1 | -.1 |
| School furn. exc. stone, concrete, & library furn. | 0101 | 12/84 | 171.9 | 168.5 | 172.7 | 4.5 | 2.5 |
| Public bldg. & related furn.exc. school & restaurant | 0102 | 12/84 | 160.3 | 161.2 | 160.9 | 4.1 | -.2 |
| Furniture and fixtures n.e.c. | 1224 | 12/85 | 158.4 | 161.0 | 161.1 | 2.4 | .1 |
| Hospital beds | 0101 | 12/85 | 131.9 | 131.9 | 131.9 | .5 | 0 |
| Other furniture and fixtures, n.e.c. | 0103 | 12/85 | 160.8 | 164.1 | 164.2 | 2.9 | .1 |
| Floor coverings | 123 | | 154.8 | 153.9 | 152.9 | 4.9 | -.6 |
| Carpets & rugs | 1231 | | 152.1 | 151.1 | 149.9 | 5.0 | -.8 |
| Hard surface floor coverings | 1232 | | 173.8 | 173.9 | 173.9 | 3.3 | 0 |
| Household appliances | 124 | | 104.2 | 104.3 | 104.3 | .8 | 0 |
| Major appliances | 1241 | | 99.5 | 99.7 | 99.7 | 1.1 | 0 |
| Cooking equipment | 01 | | 97.3 | 97.3 | 97.3 | 2.0 | 0 |
| Elec and microwave household cooking units & parts | 0105 | 12/02 | 101.0 | 101.0 | 101.0 | 2.1 | 0 |
| Gas household units & related parts and accessories | 0139 | 12/02 | 98.7 | 98.6 | 98.6 | 2.6 | 0 |
| Other household equip, exc elec & gas, and outdoor | 0169 | 12/02 | 102.7 | 102.7 | 102.7 | 1.6 | 0 |
| Laundry equipment | 02 | | 102.7 | 103.1 | 103.1 | .1 | 0 |
| Refrigeration equipment | 03 | | 90.9 | 91.1 | 90.9 | .8 | -.2 |
| Household refrigerators, incl. comb. refrig/freezers | 0329 | 12/02 | 100.9 | 100.9 | 100.8 | 1.0 | -.1 |
| Food freezers, complete units, household | 0337 | | 108.1 | 109.5 | 108.6 | -.2 | -.8 |
| Parts and attachments for household refrig./freezers | 0339 | 12/02 | 92.8 | (²) | (²) | (²) | (²) |
| Other major appliances | 04 | | 112.5 | 113.3 | 113.5 | 1.5 | .2 |
| Room air conditioners | 0445 | | 118.1 | 118.3 | 118.3 | 0 | 0 |
| Other household appliances and parts | 0452 | 12/00 | 96.2 | 97.1 | 97.4 | 2.4 | .3 |
| Household vacuum cleaners, parts, & atta | 1243 | | 99.3 | 98.0 | 98.0 | -.7 | 0 |
| Vacuum cleaners | 01 | | 93.1 | 92.0 | 92.0 | -.6 | 0 |
| Canister, tank, and all other general purpose | 0111 | | 104.4 | 104.4 | 104.4 | 1.8 | 0 |
| All other vacuum cleaner types & parts & attachments | 0113 | 12/00 | 98.4 | 98.4 | (²) | (²) | (²) |
| Upright | 0121 | | 82.6 | 80.1 | 80.1 | -.4 | 0 |
| Electric housewares and fans | 1244 | | 114.9 | 114.9 | 114.9 | .4 | 0 |
| Small household appliances | 01 | | 112.6 | 112.6 | 112.6 | 0 | 0 |
| Electric fans | 02 | 12/82 | 114.3 | 114.3 | 114.3 | 1.1 | 0 |
| Electric lamps | 1245 | | 159.3 | 161.4 | 161.3 | 1.6 | -.1 |
| Home electronic equipment | 125 | | 62.0 | 61.8 | 60.9 | -.3 | -.5 |
| Speakers and commercial sound equipment | 1257 | 12/03 | 104.6 | 104.6 | 104.6 | .7 | 0 |
| Other home electronic equipment | 1258 | 06/04 | 104.6 | 103.5 | 103.3 | 5.1 | -.2 |
| Home, portable & automotive audio equip. | 01 | 06/04 | 109.7 | 107.8 | 107.5 | 8.9 | -.3 |
| All other consumer audio & video equip. | 02 | 06/04 | 97.8 | 97.8 | 97.8 | 0 | 0 |
| Other household durable goods | 126 | | 164.3 | 164.8 | 165.3 | 1.8 | .3 |
| Tableware, kitchenware and other pottery | 1261 | | 204.5 | 204.8 | 205.2 | 2.9 | .2 |
| Tableware and kitchenware | 01 | | 204.5 | 204.8 | 205.2 | 2.9 | .2 |
| Vitreous china, fine earthenware and other pottery | 0103 | 12/03 | 106.3 | 106.5 | 106.7 | 2.9 | .2 |
| Household glassware | 1262 | | 170.9 | 170.9 | 170.9 | -2.0 | 0 |

See footnotes at end of table.

Table 6. Producer price indexes and percent changes for commodity groupings and individual items, not seasonally adjusted—Continued

(1982=100 unless otherwise indicated)

| Commodity | Commodity code | Other index base | Index | | | Percent change to June 2006 from: | |
|--|----------------|------------------|------------------------|-----------------------|------------------------|-----------------------------------|------------------|
| | | | Feb. 2006 ¹ | May 2006 ¹ | June 2006 ¹ | June 2005 | May 2006 |
| Hollowware | 1263 | 06/85 | 173.3 | 177.5 | 177.5 | 5.2 | 0.0 |
| Household flatware | 1264 | | 148.8 | 148.8 | (²) | (²) | (²) |
| Mirrors | 1265 | | 160.3 | 159.7 | 164.9 | 6.1 | 3.3 |
| Lawn/garden equipment excl. garden tract | 1266 | | 134.0 | 134.2 | 134.3 | .2 | .1 |
| Lawn tractors & riding mowers & equipment | 04 | 12/82 | 130.3 | 130.5 | 131.2 | .3 | .5 |
| Parts & attach., consumer lawn & garden eq | 05 | 12/82 | 151.9 | 149.9 | 150.2 | -1.1 | .2 |
| Consumer nonriding lawn, garden, & snow eq | 06 | 06/03 | 100.9 | 101.6 | 101.1 | .4 | -5 |
| Cutlery, razors and razor blades | 1267 | | 196.1 | 196.1 | 196.1 | 2.8 | 0 |
| Razors and razor blades | 0102 | 12/83 | 202.0 | 202.0 | (²) | (²) | (²) |
| Cutlery, scissors, shears, trimmers, a | 0141 | 12/83 | 174.8 | 174.8 | 174.8 | 3.0 | 0 |
| Metal household containers | 1268 | | 191.3 | 192.1 | 192.1 | 2.2 | 0 |
| Stamped and spun utensils, aluminum | 0101 | | 180.3 | 180.5 | 180.5 | .2 | 0 |
| Stamped and spun utensils except aluminum | 0102 | 06/84 | 174.9 | 176.3 | 176.3 | 4.3 | 0 |
| Household durables, n.e.c. | 1269 | 06/84 | 155.6 | 157.3 | 158.4 | 4.1 | .7 |
| Window shades made from textile fabric & accessories | 0101 | 06/84 | 162.3 | 167.4 | 167.6 | 4.1 | .1 |
| Venetian blinds | 0102 | 06/84 | 140.3 | 141.3 | 143.0 | 5.5 | 1.2 |
| Curtain/drapery rods & shades/blinds, n.e.c. | 0103 | 06/84 | 152.6 | 152.6 | 152.6 | .7 | 0 |
| Nonmetallic mineral products | 13 | | 175.3 | 179.4 | 179.9 | 10.3 | .3 |
| Glass | 131 | | 121.9 | 122.6 | 122.9 | 1.6 | .2 |
| Flat glass | 1311 | | 112.2 | 113.1 | 113.4 | 2.4 | .3 |
| Laminated glass | 04 | 06/83 | 89.0 | 89.8 | 89.8 | 2.4 | 0 |
| Sheet, plate, and float glass | 05 | | 95.8 | 97.2 | 97.4 | 2.2 | .2 |
| Specialty glass | 07 | | 133.1 | 133.9 | 134.2 | 2.4 | .2 |
| Other finished glassware | 1313 | 06/83 | 138.5 | 138.6 | 138.8 | -.4 | .1 |
| Pressed and blown glassware | 01 | 06/83 | 140.7 | 140.8 | 141.0 | -.4 | .1 |
| Lighting and electronic glassware | 0111 | 06/83 | 112.3 | (²) | (²) | (²) | (²) |
| Other pressed and blown glassware | 0112 | 06/83 | 180.1 | 180.6 | 181.4 | 1.6 | .4 |
| Machine-made pressed & blown table, kitchen, & art g | 0113 | 12/04 | 103.4 | 103.4 | 103.4 | 2.4 | 0 |
| All other machine-made pressed and blown glassware, | 0114 | 12/04 | 100.9 | 101.1 | 100.8 | 1.4 | -.3 |
| Handmade pressed and blown glassware, made of purcha | 0115 | 12/04 | 97.2 | (²) | (²) | (²) | (²) |
| Concrete ingredients and related product | 132 | | 199.2 | 203.5 | 203.3 | 10.3 | -.1 |
| Construction sand/gravel/crushed stone | 1321 | | 207.9 | 211.7 | 211.4 | 8.0 | -.1 |
| Sand, construction | 0101 | | 225.5 | 234.8 | 235.3 | 11.7 | .2 |
| Gravel, construction | 0111 | | 225.0 | 231.1 | 231.7 | 8.7 | .3 |
| Crushed and broken stone | 0121 | | 202.0 | 204.7 | 204.1 | 7.3 | -.3 |
| Cement | 1322 | | 193.7 | 199.1 | 198.9 | 14.4 | -.1 |
| Concrete products | 133 | | 192.1 | 194.5 | 194.7 | 11.2 | .1 |
| Concrete block and brick | 1331 | | 201.7 | 203.8 | 203.9 | 7.5 | 0 |
| Structural block | 11 | | 207.6 | 209.9 | 210.0 | 7.7 | 0 |
| Decorative block | 21 | | 179.1 | 180.6 | 180.6 | 9.2 | 0 |
| Concrete brick | 31 | | 162.8 | 163.3 | 163.3 | 3.8 | 0 |
| Paving blocks | 41 | | 174.5 | 176.3 | 176.3 | 6.9 | 0 |
| Concrete pipe | 1332 | | 174.7 | 175.1 | 175.0 | 5.2 | -.1 |
| Ready-mixed concrete | 1333 | | 195.9 | 197.6 | 198.1 | 13.0 | .3 |
| Precast concrete products | 1334 | | 184.7 | 189.4 | 188.8 | 6.5 | -.3 |
| Prestressed concrete products | 1335 | | 186.7 | 192.7 | 193.4 | 18.0 | .4 |
| Clay construction products ex. refractor | 134 | | 174.8 | 176.0 | 176.5 | 6.8 | .3 |
| Brick and structural clay tile | 1342 | 12/84 | 190.2 | 192.4 | 193.0 | 9.1 | .3 |
| Brick, except ceramic, glazed & refractory | 01 | 12/84 | 190.6 | 192.6 | 193.2 | 9.2 | .3 |
| Glazed brick struct., hollow & facing tile | 02 | 12/84 | 173.4 | 178.5 | 178.5 | 7.9 | 0 |
| Ceramic floor and wall tile | 1344 | | 111.7 | 110.3 | 110.8 | .5 | .5 |
| Structural clay products, n.e.c. | 1345 | | 193.8 | 198.2 | 198.9 | 8.5 | .4 |
| Vitrified clay sewer pipe and fittings | 0101 | | 174.8 | 176.1 | 176.1 | 12.7 | 0 |
| Other structural clay products, n.e.c. | 0199 | 12/85 | 174.7 | 180.1 | 181.0 | 6.4 | .5 |

See footnotes at end of table.

Table 6. Producer price indexes and percent changes for commodity groupings and individual items, not seasonally adjusted—Continued

(1982=100 unless otherwise indicated)

| Commodity | Commodity code | Other index base | Index | | | Percent change to June 2006 from: | |
|---|----------------|------------------|------------------------|-----------------------|------------------------|-----------------------------------|------------------|
| | | | Feb. 2006 ¹ | May 2006 ¹ | June 2006 ¹ | June 2005 | May 2006 |
| Refractories | 135 | | 180.0 | 183.1 | 183.5 | 6.6 | 0.2 |
| Clay refractories | 1352 | | 201.1 | 203.7 | 203.7 | 7.3 | 0 |
| Refractories, non clay | 1353 | | 163.4 | 167.0 | 167.7 | 5.9 | .4 |
| Asphalt felts and coatings | 136 | | 141.0 | 143.6 | 143.4 | 10.6 | -1 |
| Prep. asphalt & tar roofing & siding pro | 1361 | | 135.2 | 136.7 | 134.5 | 8.4 | -1.6 |
| Other asphalt roofing | 1362 | | 164.5 | 173.5 | 186.4 | 22.6 | 7.4 |
| Gypsum products | 137 | | 266.0 | 278.8 | 277.0 | 23.3 | -6 |
| Gypsum products | 1371 | | | | | | |
| Gypsum building plasters, boards and laths | 0102 | 12/93 | 218.8 | 232.0 | 230.9 | 25.9 | -5 |
| Other gypsum products | 0116 | 12/99 | 141.9 | (²) | (²) | (²) | (²) |
| Glass containers | 138 | | 151.0 | 152.8 | 152.6 | 4.6 | -1 |
| Other nonmetallic minerals | 139 | | 168.7 | 177.0 | 179.2 | 13.3 | 1.2 |
| Insulation materials | 1392 | | 150.2 | 151.8 | 151.5 | 6.5 | -2 |
| Mineral wool for structural insulation | 01 | | 137.9 | 139.8 | 139.7 | 7.2 | -1 |
| Building batt, blankets, and rolls | 0101 | | 150.1 | 154.7 | 153.8 | 7.2 | -6 |
| Loose fiber and granulated fiber | 0102 | | 108.7 | 112.4 | 114.2 | 11.3 | 1.6 |
| Acoustical mineral wool | 0103 | | 112.6 | 110.5 | 111.1 | 8.4 | .5 |
| Other mineral wool for thermal insulation | 0104 | | 153.2 | 153.2 | (²) | (²) | (²) |
| Min. wool for indus. & equip. insulation | 02 | | 150.1 | 149.9 | 149.1 | 3.8 | -5 |
| Paving mixtures and blocks | 1394 | | 175.2 | 200.5 | 205.5 | 33.1 | 2.5 |
| Cut stone and stone products | 1395 | | 147.1 | 147.8 | 147.8 | 1.7 | 0 |
| Dressed dimension and cut granite | 0111 | 12/84 | 142.4 | 142.5 | 142.4 | .6 | -1 |
| Dressed dimension and cut limestone | 0121 | 12/84 | 152.3 | 152.8 | 152.8 | 3.4 | 0 |
| Dressed dimension marble and other stone | 0151 | 12/04 | 102.5 | 103.9 | 103.9 | 3.0 | 0 |
| Gaskets, packing, and sealing devices | 1398 | | 154.0 | 154.6 | 155.2 | .8 | .4 |
| Gaskets and gasketing material | 01 | 12/85 | 170.3 | 170.6 | 172.5 | 1.5 | 1.1 |
| Nonmetallic gaskets and gasketing | 0111 | 12/90 | 137.7 | 138.2 | 139.1 | 1.7 | .7 |
| Metallic gaskets and machined seals | 0112 | 12/90 | 151.0 | 151.0 | 153.6 | 1.3 | 1.7 |
| Packing and sealing | 02 | 12/85 | 142.0 | 142.8 | 142.6 | .3 | -1 |
| Compression packings | 0211 | 12/90 | 150.8 | 153.8 | 152.7 | .4 | -7 |
| Molded packing and sealing devices | 0212 | 12/90 | 130.5 | 131.1 | 131.1 | 1.0 | 0 |
| Axial mechanical face seals | 0213 | 12/90 | 139.4 | 141.4 | 139.7 | -3.6 | -1.2 |
| Rotary oil seals | 0214 | 12/90 | 112.0 | 111.9 | 112.0 | .5 | .1 |
| Nonmetallic minerals and products, n.e.c. | 1399 | | 166.1 | 166.9 | 169.6 | 8.6 | 1.6 |
| Industrial sand | 01 | 06/82 | 182.3 | 182.6 | 183.0 | 5.4 | .2 |
| Glass sand | 0101 | 06/82 | 186.6 | 187.3 | 188.1 | 7.7 | .4 |
| Foundry sand | 0111 | 06/82 | 213.7 | 213.7 | 213.7 | 5.9 | 0 |
| Other industrial sand | 0121 | 06/82 | 162.5 | 162.5 | 162.5 | 2.2 | 0 |
| Other nonmetallic minerals, n.e.c. | 02 | 06/84 | 161.9 | 163.1 | 165.1 | 9.4 | 1.2 |
| Minerals and earths ground or treated | 0209 | 06/85 | 157.7 | 158.2 | 160.1 | 10.3 | 1.2 |
| Dimension stone | 0211 | 06/85 | 180.6 | 182.1 | 181.3 | 1.6 | -4 |
| Clay and related materials, n.e.c. | 0214 | 06/90 | 129.9 | 132.1 | 132.1 | 6.7 | 0 |
| Miscellaneous nonmetallic minerals, n.e.c. | 0299 | 06/85 | 167.6 | 170.2 | 174.7 | 10.3 | 2.6 |
| Nonmetallic mineral products, n.e.c. | 03 | 12/85 | 144.8 | 143.5 | 150.3 | 7.4 | 4.7 |
| Transportation equipment | 14 | | 152.4 | 152.7 | 152.6 | 1.9 | -1 |
| Motor vehicles and equipment | 141 | | 131.6 | 131.5 | 131.2 | .9 | -2 |
| Motor vehicles | 1411 | | 135.4 | 133.8 | 133.0 | -7 | -6 |
| Passenger cars | 01 | | 130.2 | 128.6 | 127.8 | -2.1 | -6 |
| Motorcycles | 04 | | 176.9 | 176.9 | 176.9 | 1.4 | 0 |
| Trucks, 14,000 lbs. and under | 05 | | 147.3 | 144.9 | 143.9 | -2 | -7 |
| Trucks, over 14,000 lbs. GVW | 06 | | 166.1 | 168.6 | 168.8 | 4.6 | .1 |
| Heavy duty trucks | 0684 | 12/05 | 100.3 | 101.8 | 101.9 | (²) | .1 |
| Motor vehicle parts | 1412 | | 114.6 | 116.5 | 116.7 | 3.5 | .2 |
| Motor vehicles parts | 05 | 12/03 | 102.7 | 104.4 | 104.6 | 3.5 | .2 |
| Gasoline engine and engine parts | 0501 | 12/03 | 106.0 | 111.4 | 113.0 | 12.4 | 1.4 |
| Motor vehicle steering and suspension parts | 0502 | 12/03 | 105.0 | 104.5 | 105.3 | 1.0 | .8 |
| Motor vehicle transmission and power train | 0503 | 12/03 | 101.2 | 101.4 | 100.6 | .6 | -8 |
| Motor vehicle brake systems | 0504 | 12/03 | 101.4 | 101.5 | 101.4 | 1.0 | -1 |
| Filters | 0505 | 12/03 | 105.4 | 107.4 | (²) | (²) | (²) |

See footnotes at end of table.

Table 6. Producer price indexes and percent changes for commodity groupings and individual items, not seasonally adjusted—Continued

(1982=100 unless otherwise indicated)

| Commodity | Commodity code | Other index base | Index | | | Percent change to June 2006 from: | |
|--|----------------|------------------|------------------------|-----------------------|------------------------|-----------------------------------|------------------|
| | | | Feb. 2006 ¹ | May 2006 ¹ | June 2006 ¹ | June 2005 | May 2006 |
| Motor vehicle parts—Continued | 1412 | | | | | | |
| Exhaust systems | 0506 | 12/03 | 103.3 | 105.9 | 106.1 | 4.0 | 0.2 |
| Other motor vehicle parts | 0508 | 12/03 | 99.3 | 100.6 | 100.6 | .5 | 0 |
| Motorcycle parts | 0509 | 12/03 | 102.0 | 102.0 | 102.0 | 0 | 0 |
| Vehicle seating and interior trim | 0511 | 06/04 | 102.2 | 101.3 | 100.8 | .3 | -.5 |
| Truck and bus bodies | 1413 | 12/82 | 197.4 | 197.5 | 199.3 | 4.2 | .9 |
| Truck and bus bodies sold separately | 01 | 12/82 | 200.3 | 200.3 | 202.6 | 4.7 | 1.1 |
| Completed vehicles on purchased chassis | 02 | 12/82 | 193.6 | 194.1 | 194.4 | 2.4 | .2 |
| Truck trailers | 1414 | | 161.0 | 163.3 | 164.2 | 4.9 | .6 |
| Motor homes built on purchased chassis | 1415 | 06/84 | 165.6 | 167.4 | 167.7 | -2.5 | .2 |
| Travel trailers and campers | 1416 | 06/84 | 152.2 | 152.9 | 155.6 | 4.0 | 1.8 |
| Travel trailers | 01 | 06/84 | 148.3 | 149.3 | 151.6 | 3.8 | 1.5 |
| Campers, pickup covers and parts | 02 | 06/84 | 162.3 | 162.3 | 165.7 | 4.4 | 2.1 |
| Aircraft and aircraft equipment | 142 | | 211.9 | 213.7 | 214.1 | 3.9 | .2 |
| Aircraft | 1421 | | 230.4 | 233.7 | 234.5 | 5.2 | .3 |
| Civilian aircraft | 02 | 12/85 | 208.5 | 211.5 | 212.3 | 5.2 | .4 |
| Aircraft engines and engine parts | 1423 | 12/85 | 170.3 | 171.8 | 171.9 | 3.6 | .1 |
| Aircraft parts and auxiliary equipment, | 1425 | 06/85 | 157.6 | 156.1 | 155.7 | .6 | -.3 |
| Ships and boats | 143 | | 199.5 | 200.6 | 201.2 | 3.7 | .3 |
| Ships | 1431 | 12/85 | 180.0 | 181.2 | 181.8 | 3.7 | .3 |
| Self propelled ships, new, U.S. military | 02 | 06/96 | 127.7 | 127.4 | 127.5 | 1.0 | .1 |
| Self propelled ships, new, nonmilitary | 03 | 06/96 | 134.2 | (²) | 136.2 | 5.9 | (²) |
| Nonpropelled ships, U.S. military & nonmil | 04 | 06/96 | 136.1 | 143.1 | 143.8 | 15.8 | .5 |
| Boats | 1432 | | 197.2 | 197.9 | 198.4 | 3.8 | .3 |
| Outboard motorboats | 01 | | 204.6 | 205.6 | 206.8 | 4.9 | .6 |
| Inboard motorboats, incl. i.-o. houseboats | 02 | | 204.2 | 204.7 | 204.5 | 3.2 | -.1 |
| Inboard-outdrive boats, except houseboats | 03 | | 186.9 | 187.4 | 187.9 | 4.2 | .3 |
| All other boats | 04 | | 184.0 | 185.0 | 185.0 | -6 | 0 |
| Railroad equipment | 144 | | 165.5 | 169.5 | 171.4 | 6.3 | 1.1 |
| Locomotives and parts | 1441 | | 152.0 | 154.7 | 155.7 | 6.7 | .6 |
| Railroad cars and car parts | 1442 | | 174.8 | 179.8 | 182.4 | 6.2 | 1.4 |
| Railroad car parts and accessories | 03 | | 147.5 | 148.0 | 148.8 | 2.5 | .5 |
| Air brake and other brake equipment | 0303 | 12/03 | 114.4 | 115.4 | 118.1 | 7.5 | 2.3 |
| All other railroad and streetcar parts and accessori | 0304 | 12/03 | 105.9 | 106.0 | 106.1 | 1.1 | .1 |
| Railroad cars | 04 | 12/01 | 135.0 | 139.9 | 142.2 | 7.2 | 1.6 |
| Transportation equipment, n.e.c. | 149 | 06/85 | 146.4 | 146.8 | 146.0 | 2.0 | -.5 |
| Transportation equipment, n.e.c. | 1491 | | | | | | |
| Self-propell. golf carts & in-plant carriers & parts | 1101 | 06/85 | 156.7 | 156.7 | 148.8 | -.3 | -5.0 |
| Automobile and light truck trailers | 1104 | 12/92 | 132.1 | 133.6 | 134.9 | 5.3 | 1.0 |
| Other transportation equipment, n.e.c. | 1105 | 06/85 | 137.7 | 137.8 | 137.7 | .8 | -.1 |
| Miscellaneous products | 15 | | 203.0 | 206.6 | 206.2 | 6.1 | -.2 |
| Toys, sporting goods, small arms, etc. | 151 | | 135.3 | 136.4 | 136.7 | 1.3 | .2 |
| Toys, games, and children's vehicles | 1511 | | 127.9 | 128.5 | 128.5 | 1.0 | 0 |
| Games, excl. toys and hobbies | 0152 | 06/85 | 131.9 | 131.9 | 131.9 | 0 | 0 |
| Baby carriages, children's vehicles, excl. bicycles | 0153 | 06/85 | 101.0 | (²) | (²) | (²) | (²) |
| Toys, excl. games and hobbies | 0154 | 06/85 | 114.7 | 114.7 | 114.7 | 1.3 | 0 |
| Hobbies, models: crafts and structural kits | 0155 | 06/85 | 149.4 | 149.4 | 149.4 | .9 | 0 |
| Dolls and stuffed toy animals | 0156 | 12/85 | 127.7 | 130.7 | 130.7 | 2.6 | 0 |
| Sporting and athletic goods | 1512 | | 124.8 | 125.8 | 126.3 | 1.0 | .4 |
| Fishing tackle and equipment | 0103 | 12/85 | 157.9 | 159.1 | 159.1 | 1.7 | 0 |
| Golf equipment | 0127 | 12/85 | 126.0 | 126.1 | 126.0 | 1.0 | -.1 |
| Bicycles, adult tricycles, unicycles and parts | 0182 | 12/84 | 112.4 | 115.4 | 115.4 | 0 | 0 |
| Playground equipment | 0185 | 12/98 | 117.6 | 118.5 | 120.7 | 3.3 | 1.9 |
| Gymnasium and exercise equipment | 0192 | 12/98 | 106.4 | 106.4 | 107.8 | 2.0 | 1.3 |
| Other sporting and athletic goods | 0193 | 12/85 | 121.4 | 121.6 | 122.1 | .8 | .4 |
| Small arms and ammunition | 1513 | | 198.1 | 201.0 | 200.6 | 3.6 | -.2 |

See footnotes at end of table.

Table 6. Producer price indexes and percent changes for commodity groupings and individual items, not seasonally adjusted—Continued

(1982=100 unless otherwise indicated)

| Commodity | Commodity code | Other index base | Index | | | Percent change to June 2006 from: | |
|--|----------------|------------------|------------------------|-----------------------|------------------------|-----------------------------------|------------------|
| | | | Feb. 2006 ¹ | May 2006 ¹ | June 2006 ¹ | June 2005 | May 2006 |
| Small arms and ammunition—Continued | 1513 | | | | | | |
| Small arms | 01 | | 215.8 | 215.7 | 215.0 | 1.5 | -0.3 |
| Small arms ammunition | 02 | | 165.2 | 172.4 | 172.3 | 4.2 | -.1 |
| Components for small arms ammunition | 03 | 06/85 | 154.3 | 158.9 | 159.0 | 8.9 | .1 |
| Ammunition components | 0301 | 06/85 | 163.4 | 167.7 | 168.1 | 10.1 | .2 |
| All other small arms ammunition products | 0308 | 06/02 | 106.9 | 110.2 | 110.2 | 8.3 | 0 |
| Tobacco products, incl. stemmed & redrie | 152 | | 460.8 | 458.8 | 459.5 | 0 | .2 |
| Cigarettes | 1521 | | 549.7 | 549.7 | 549.8 | .4 | 0 |
| Stemmed and redried tobacco | 1524 | 06/84 | 102.7 | 94.2 | 94.2 | -12.1 | 0 |
| Stemmed and redried tobacco | 02 | 06/84 | 101.4 | 92.9 | 92.9 | -12.2 | 0 |
| Other tobacco products | 1525 | 12/05 | 100.5 | 100.5 | 102.0 | (²) | 1.5 |
| Other tobacco products | 01 | 12/05 | 100.5 | 100.5 | 102.0 | (²) | 1.5 |
| Other tobacco products | 0101 | 12/05 | 100.5 | 100.5 | 102.0 | (²) | 1.5 |
| Notions | 153 | | 136.1 | 142.5 | 145.9 | 7.7 | 2.4 |
| Buttons, button blanks, and parts | 1531 | | 140.2 | 140.2 | 143.3 | 3.5 | 2.2 |
| Needles, pins, and fasteners | 1532 | | 135.5 | 144.1 | 147.7 | 9.2 | 2.5 |
| Zippers and slide fasteners | 0102 | 12/85 | 142.6 | 162.6 | 170.2 | 22.1 | 4.7 |
| Needles, pins, non-slide fasteners & similar notions | 0103 | 12/85 | 124.6 | 124.9 | 125.6 | -.8 | .6 |
| Photographic equipment and supplies | 154 | | 106.5 | 106.3 | 106.3 | .3 | 0 |
| Photographic equipment | 1541 | | 73.1 | 72.6 | 72.6 | -.4 | 0 |
| Photographic supplies | 1542 | | 121.6 | 121.6 | 121.6 | .6 | 0 |
| Mobile homes | 155 | | 204.7 | 211.6 | 213.1 | 6.0 | .7 |
| Mobile homes, residential, single wide | 1552 | | 202.5 | 213.2 | 213.9 | 6.4 | .3 |
| Mobile homes, residential, double wide | 1553 | | 211.8 | 215.3 | 217.4 | 4.5 | 1.0 |
| Medical, surgical & personal aid devices | 156 | | 160.4 | 162.2 | 161.3 | 1.4 | -.6 |
| Personal aid equipment | 1561 | | 167.9 | 174.9 | 174.2 | 3.8 | -.4 |
| Surgical & medical instruments and equip | 1562 | 06/82 | 133.8 | 134.6 | 134.6 | -.3 | 0 |
| Surgical & medical instruments and equipment | 0103 | 06/05 | 99.1 | 99.7 | 99.7 | -.3 | 0 |
| Surgical appliances and supplies | 1563 | 06/83 | 188.1 | 189.1 | 188.2 | 1.3 | -.5 |
| Ophthalmic goods | 1564 | 12/83 | 124.3 | 124.5 | 125.1 | 2.8 | .5 |
| Plastic ophthalmic focus lenses | 0103 | 12/83 | 108.4 | 109.2 | 109.0 | 6.3 | -.2 |
| Contact lenses | 0104 | 12/83 | 104.5 | 104.5 | 105.7 | 3.1 | 1.1 |
| Other ophthalmic goods | 0105 | 12/83 | 104.3 | 104.4 | 104.4 | .4 | 0 |
| Dental equipment and supplies | 1565 | 06/85 | 200.5 | 213.7 | 203.2 | 9.5 | -4.9 |
| Dental equipment and supplies | 0107 | 12/05 | 102.5 | 109.3 | 103.9 | (²) | -4.9 |
| Industrial safety equipment | 157 | | 218.9 | 220.6 | 220.5 | 2.1 | 0 |
| Mining services | 158 | 06/85 | 222.8 | 238.4 | 237.4 | 35.3 | -.4 |
| Mining services | 1581 | | | | | | |
| Metal mining services | 01 | 12/85 | 135.1 | 135.1 | 135.1 | 1.9 | 0 |
| Bituminous coal and lignite mining service | 03 | 06/85 | 160.1 | 161.7 | 164.4 | -1.0 | 1.7 |
| Drilling oil and gas wells services | 04 | 12/85 | 361.7 | 402.6 | 392.4 | 62.1 | -2.5 |
| Oil and gas field exploration services | 05 | 12/85 | 76.4 | 76.9 | 76.9 | 2.4 | 0 |
| Oil and gas field services, n.e.c. | 06 | 12/85 | 181.9 | 187.4 | 191.1 | 17.5 | 2.0 |
| Nonmetallic minerals mining services | 07 | 06/85 | 127.8 | 129.2 | 129.2 | 4.4 | 0 |
| Other miscellaneous products | 159 | | 150.2 | 152.6 | 151.2 | 2.9 | -.9 |
| Miscellaneous products, n.e.c. | 159A | 12/85 | 149.7 | 149.1 | 148.4 | 0 | -.5 |
| Candles | 01 | 12/85 | 147.7 | 147.7 | 147.7 | 2.2 | 0 |
| Feathers, plumes & artificial trees/flower | 03 | 12/85 | 155.3 | (²) | 155.0 | 1.3 | (²) |
| Signs and advertising displays | 04 | 12/85 | 149.3 | 149.6 | 149.5 | .9 | -.1 |
| Electric signs | 0401 | 12/85 | 150.6 | 151.2 | 150.9 | 1.7 | -.2 |
| Non-electric signs | 0402 | 12/85 | 159.7 | 159.7 | 160.0 | .5 | .2 |
| Advertising specialties | 0403 | 12/85 | 132.2 | (²) | (²) | (²) | (²) |
| Other miscellaneous products, n.e.c. | 09 | 12/85 | 153.9 | 151.4 | 149.4 | -2.5 | -1.3 |

See footnotes at end of table.

Table 6. Producer price indexes and percent changes for commodity groupings and individual items, not seasonally adjusted—Continued

(1982=100 unless otherwise indicated)

| Commodity | Commodity code | Other index base | Index | | | Percent change to June 2006 from: | |
|--|----------------|------------------|------------------------|-----------------------|------------------------|-----------------------------------|------------------|
| | | | Feb. 2006 ¹ | May 2006 ¹ | June 2006 ¹ | June 2005 | May 2006 |
| Miscellaneous products, n.e.c.—Continued | 159A | | | | | | |
| Other miscellaneous products, n.e.c. | 0901 | 12/85 | 144.1 | 140.9 | 144.1 | 3.1 | 2.3 |
| Waste materials, n.e.c. | 0902 | 12/86 | 188.9 | 188.4 | 170.8 | -14.2 | -9.3 |
| Prerecorded cd/tape/record producing | 159C | 12/03 | 98.6 | 97.0 | 96.5 | -1.5 | -.5 |
| Prerecorded cd/tape/record producing | 01 | 12/03 | 98.6 | 97.0 | 96.5 | -1.5 | -.5 |
| Reproduction of audio disks and video media | 0101 | 12/03 | 98.9 | 98.6 | 98.6 | .3 | 0 |
| All other reproduction of audio recording media (inc | 0106 | 12/03 | 97.9 | 93.7 | 92.0 | -5.7 | -1.8 |
| Caskets | 1591 | | 231.6 | 232.0 | 232.0 | 6.1 | 0 |
| Musical instruments | 1593 | | 189.8 | 194.0 | 194.1 | 5.1 | .1 |
| Pianos | 0114 | 06/85 | 214.2 | 214.1 | 214.1 | .3 | 0 |
| Piano and organ parts | 0116 | 06/85 | 193.7 | 193.7 | (²) | (²) | (²) |
| Other musical instruments and parts | 0117 | 06/85 | 185.6 | 190.3 | 190.5 | 6.0 | .1 |
| Jewelry and jewelry products | 1594 | | 142.8 | 151.5 | 146.9 | 8.2 | -3.0 |
| Jewelry, platinum and karat gold | 02 | | 146.7 | 155.8 | 150.6 | 9.8 | -3.3 |
| Other precious metal jewelry | 03 | | 113.4 | 124.1 | 122.3 | 10.0 | -1.5 |
| Costume jewelry and novelties | 04 | | 153.6 | 153.6 | 154.0 | .3 | .3 |
| Jewelers' findings and materials | 05 | | 162.1 | 179.8 | 169.3 | 15.2 | -5.8 |
| Pens, pencils, and marking devices | 1595 | | 158.3 | 159.6 | 159.7 | .2 | .1 |
| Pens, markers, mechanical pencils, and par | 02 | 12/85 | 161.5 | 164.2 | 164.3 | 1.7 | .1 |
| Ball point pens, including roller pens | 0201 | | 159.3 | 164.0 | 164.0 | 2.6 | 0 |
| Markers, fine point and broad tipped | 0208 | 06/93 | 127.1 | 127.6 | 127.6 | .4 | 0 |
| Other pens, mechanical pencils, and parts | 0209 | 06/93 | 163.8 | 162.9 | 163.7 | 1.4 | .5 |
| Lead pencils and art goods | 03 | 12/85 | 141.3 | 141.5 | 141.5 | -2.6 | 0 |
| Artists' equipment and supplies | 0303 | 12/85 | 161.2 | 162.3 | 162.3 | 1.8 | 0 |
| Marking devices | 04 | 12/85 | 143.4 | 143.4 | 143.4 | 1.0 | 0 |
| Marking devices | 0406 | 12/05 | 100.5 | 100.5 | 100.5 | (²) | 0 |
| Watches, clocks, watchcases, & parts | 1596 | | 130.9 | 130.9 | 131.5 | .4 | .5 |
| Brooms and brushes | 1597 | | 161.5 | 167.2 | 166.5 | 5.6 | -4 |
| Brooms | 0501 | 12/85 | 168.3 | 168.1 | 168.1 | 3.8 | 0 |
| Paint and varnish brushes and rollers | 0502 | 12/85 | 149.5 | 150.1 | 151.3 | 4.9 | .8 |
| Other brushes, excl. paint and varnish brushes | 0503 | 12/85 | 152.7 | 165.1 | 162.9 | 7.3 | -1.3 |
| Fire extinguishers | 1599 | | 184.9 | 184.9 | 184.9 | 7.8 | 0 |

¹ The indexes for February 2006 have been recalculated to incorporate late reports and corrections by respondents. All indexes are subject to revision 4 months after original publication.

² Not available.

³ Prices for all items in this grouping are lagged 1 month.

⁴ Prices for some items in this grouping are lagged 1 month.

n.e.c. = Not elsewhere classified.

NOTE: Titles of some commodities are not shown in this table because they fail to meet our publication criteria.

Table 7. Producer price indexes by durability of product, not seasonally adjusted

(1982=100)

| Grouping | 2005 | | 2006 | | |
|--|----------------|-------|-----------------------|------------------|-------------------|
| | Annual average | June | February ¹ | May ¹ | June ¹ |
| Total durable goods..... | 144.1 | 143.0 | 147.6 | 150.5 | 151.4 |
| Total nondurable goods..... | 166.8 | 162.2 | 171.8 | 175.8 | 176.1 |
| Total manufactures..... | 153.9 | 152.6 | 157.5 | 162.5 | 163.7 |
| Durable..... | 142.6 | 142.0 | 145.3 | 147.4 | 148.3 |
| Nondurable..... | 165.5 | 163.5 | 170.0 | 178.0 | 179.5 |
| Total raw or slightly processed goods..... | 168.1 | 157.9 | 175.5 | 173.2 | 171.3 |
| Durable..... | 214.7 | 193.4 | 251.7 | 289.0 | 291.1 |
| Nondurable..... | 165.9 | 156.2 | 171.9 | 167.6 | 165.6 |

¹ The indexes for February 2006 have been recalculated to incorporate late reports and corrections by respondents. All indexes are subject to revision 4 months after original publication.

Table 8. Producer price indexes for special commodity groupings, not seasonally adjusted¹

(1982=100 unless otherwise indicated)

| Commodity grouping | 2005 | | 2006 | | |
|---|----------------|-------|-----------------------|------------------|-------------------|
| | Annual average | June | February ² | May ² | June ² |
| All commodities except farm products..... | 159.7 | 156.5 | 164.7 | 168.6 | 168.9 |
| All foods..... | 153.8 | 153.4 | 151.6 | 152.0 | 154.3 |
| Processed foods..... | 156.2 | 155.9 | 154.8 | 154.8 | 156.6 |
| Industrial commodities less fuels and related products and power..... | 158.3 | 157.0 | 163.2 | 165.8 | 166.6 |
| Selected textile mill products..... | 126.8 | 126.6 | 129.6 | 129.7 | 129.5 |
| Hosiery..... | 146.7 | 147.2 | 148.1 | 148.1 | 148.7 |
| Underwear and nightwear..... | 132.0 | 132.8 | 132.7 | 133.4 | 133.4 |
| Chemicals and allied products, including synthetic rubber and synthetic fibers and yarns..... | 188.0 | 183.4 | 199.1 | 201.4 | 203.4 |
| Pharmaceutical preparations..... | 354.0 | 353.2 | 369.5 | 376.9 | 378.1 |
| Lumber and plywood..... | 196.3 | 199.0 | 196.4 | 196.5 | 188.3 |
| Steel mill products, including fabricated wire products..... | 160.1 | 156.7 | 163.9 | 167.3 | 173.7 |
| Finished steel mill products, excluding fabricated wire products..... | 156.8 | 153.7 | 159.3 | 163.0 | 170.1 |
| Finished steel mill products, including fabricated wire products..... | 157.5 | 154.6 | 160.2 | 163.5 | 170.0 |
| Special metals and metal products..... | 147.9 | 145.5 | 153.5 | 159.4 | 160.3 |
| Fabricated metal products..... | 154.5 | 154.5 | 157.1 | 158.5 | 159.5 |
| Copper and copper products..... | 235.0 | 228.6 | 305.1 | 396.1 | 411.4 |
| Machinery and motive products..... | 135.4 | 134.9 | 136.2 | 136.9 | 137.6 |
| Machinery and equipment, except electrical..... | 134.5 | 134.6 | 136.6 | 137.0 | 137.6 |
| Agricultural machinery, including tractors..... | 181.3 | 181.1 | 184.2 | 186.2 | 186.3 |
| Metalworking machinery..... | 163.6 | 164.5 | 167.1 | 167.3 | 167.3 |
| Total tractors..... | 163.5 | 163.1 | 168.3 | 168.6 | 168.5 |
| Construction materials..... | 169.6 | 167.8 | 177.7 | 180.3 | 180.8 |
| Agricultural machinery and equipment, less parts..... | 178.8 | 178.6 | 181.6 | 183.6 | 183.7 |
| Farm and garden tractors, less parts..... | 158.8 | 158.8 | 162.2 | 162.5 | 162.5 |
| Agricultural machinery excluding tractors, less parts..... | 186.3 | 186.0 | 188.7 | 191.1 | 191.1 |

¹ These indexes are calculated by combining the indexes listed below by commodity code after each special commodity grouping. The weights are those used for the comprehensive All Commodities Index.

² The indexes for February 2006 have been recalculated to incorporate late reports and corrections by respondents. All indexes are subject to revision 4 months after original publication.

NOTE: Table 8 commodity groupings include the following items:

All commodities except farm products: 02 through 15
 All foods: 011, 017, and 02 less 0261, 0262, and 029
 Processed foods: 02 less 0261, 0262, and 029
 Industrial commodities less fuels and related products and power: 03, 04, and 06 through 15
 Selected textile mill products: 0327, 03370104, 034, 03810811, 03810821, 03810822, 03820312, 03830324, 03830325, and 1231
 Hosiery: 03810821, 03810822, 03810823, 03810824, 03810825, 03810826
 Underwear and nightwear: 03810641, 03810642, 03810643, 03810645, 03810651, 03810761, 03810762, 03810763, 03810811, 03810812
 Chemicals and allied products, including synthetic rubber and synthetic fibers: 031, 06 less 064, and 071102
 Pharmaceutical preparations: 0634 and 0638
 Lumber and plywood: 081 and 083
 Steel mill products, including fabricated wire products: 1017 and 1088
 Finished steel mill products, excluding fabricated wire products: 1017 less 101702
 Finished steel mill products, including fabricated wire products: 1017 and 1088 less 101702
 Special metals and metal products: 10, 111, and 141
 Fabricated metal products: 103 through 108

Copper and copper products: 10210201, 10220131, 102301, 102403, 102502, 10260314, 10280301, and 10280302
 Machinery and motive products: 11 and 14
 Machinery and equipment except electrical: 111, 112, 113, 114, 115, 116, 118, and 119
 Agricultural machinery, including tractors: 1114 less 111409
 Metalworking machinery: 113A, 1132, 113304, 1137, and 1138
 Total tractors: 111403 and 112A less 112A03
 Agricultural machinery and equipment, less parts (old commodity code 111): 111 less 111409
 Farm and garden tractors, less parts (old commodity code 1111): 111403
 Agricultural machinery excluding tractors, less parts (old commodity code 1112): 1114 less 111403
 Construction materials: 062101, 0721, 081105, 081106, 081107, 081203, 081204, 082, 0831, 0835, 086, 092, 101502, 101703, 101704, 10250163, 104101, 105, 106, 1071, 10730131, 10730132, 10730133, 10730135, 10730136, 107404, 10740501, 107409, 10830225, 1142, 1147, 11490205, 11710142, 11710143, 11710144, 11710145, 11710146, 11710216, 11710217, 123101, 1232, 131105, 1321, 1322, 133, 134, 1361, 1362, 137, 1392, 1394, and 139501

Table 9. Producer price indexes for material and supply inputs to construction industries, not seasonally adjusted¹

(June 1986=100)

| Grouping | Relative Importance December 2005 | Unadjusted index ² | | | Percent change to June 2006 from: | |
|--|---|-------------------------------|----------|-----------|--------------------------------------|----------|
| | | Feb. 2006 | May 2006 | June 2006 | June 2005 | May 2006 |
| Inputs to construction industries..... | 100.000 | 170.6 | 176.8 | 177.5 | 9.3 | 0.4 |
| New construction..... | 84.947 | 170.6 | 176.4 | 177.1 | 9.0 | .4 |
| Single-unit residential..... | 33.584 | 169.9 | 173.7 | 173.8 | 7.4 | .1 |
| Multi-unit residential..... | 3.741 | 170.4 | 174.7 | 175.3 | 8.7 | .3 |
| Non-residential buildings..... | 28.622 | 165.1 | 170.8 | 171.6 | 8.3 | .5 |
| Highway and street construction..... | 7.606 | 175.9 | 188.3 | 190.2 | 16.2 | 1.0 |
| Other heavy construction..... | 11.370 | 175.8 | 184.2 | 185.8 | 10.7 | .9 |
| Maintenance and repair construction..... | 15.053 | 171.7 | 179.6 | 180.6 | 10.9 | .6 |
| Residential..... | 2.913 | 168.6 | 175.2 | 176.0 | 9.8 | .5 |
| Non-residential..... | 12.140 | 172.5 | 180.8 | 181.7 | 11.2 | .5 |

¹ Indexes in this table are derived from the primary product indexes in table 5 that are weighted using 1997 input/output relationships. These indexes only include inputs to construction which are produced by the mining and manufacturing sectors of the economy excluding capital equipment. Since they do not include labor or capital costs, these indexes should not be regarded as

comprehensive measures of construction costs. See note on page 190 of the July 1986 issue of *Producer Price Indexes*.

² The indexes for February 2006 have been recalculated to incorporate late reports and corrections by respondents. All data are subject to revision 4 months after original publication.

Technical Note

The Producer Price Index (PPI) of the Bureau of Labor Statistics (BLS) is a family of indexes that measure the average change over time in the prices received by domestic producers of goods and services. PPIs measure price change from the perspective of the seller. This contrasts with other measures, such as the Consumer Price Index (CPI). CPIs measure price change from the purchaser's perspective. Sellers' and purchasers' prices can differ due to government subsidies, sales and excise taxes, and distribution costs.

More than 8,000 PPIs for individual products and groups of products are released each month. PPIs are available for the products of virtually every industry in the mining and manufacturing sectors of the U.S. economy. New PPIs are gradually being introduced for the products of industries in the trade, finance, and services sectors of the economy.

More than 100,000 price quotations per month are organized into three sets of PPIs: (1) Stage-of-processing indexes; (2) commodity indexes; and (3) indexes for the net output of industries and their products. The stage-of-processing structure organizes products by class of buyer and degree of fabrication. The commodity structure organizes products by similarity of end use or material composition. The entire output of various industries is sampled to derive price indexes for the net output of industries and their products.

Stage-of-Processing Indexes

Within the stage-of-processing system, finished goods are commodities that will not undergo further processing and are ready for sale to the final-demand user, either an individual consumer or business firm. Consumer foods include unprocessed foods such as eggs and fresh vegetables, as well as processed foods such as bakery products and meats. Other finished consumer goods include durable goods such as automobiles, household furniture, and appliances, as well as nondurable goods such as apparel and home heating oil. Capital equipment includes durable goods such as heavy motor trucks, tractors, and machine tools.

The stage-of-processing category for intermediate materials, supplies, and components consists partly of commodities that have been processed but require further processing. Examples of such semifinished goods include flour, cotton yarn, steel mill products, and lumber. The intermediate goods category also encompasses nondurable, physically complete items purchased by business firms as inputs for their operations. Examples include diesel fuel, belts and belting, paper boxes, and fertilizers.

Crude materials for further processing are products entering the market for the first time that have not been manufactured or fabricated and that are not sold directly to consumers. Crude foodstuffs and feedstuffs include items such as grains and livestock. Examples of crude nonfood materials include raw cotton, crude petroleum, coal, hides and skins, and iron and steel scrap.

The illustration shows examples of how products are classified by stage of processing.

| Crude goods | Intermediate goods | Finished goods |
|--|---|---|
|  |  |  |
|  |  |  |
|  |  |  |

Commodity Indexes

The commodity classification structure of the PPI organizes products by similarity of end use or material composition, disregarding industry of origin. Fifteen major commodity groupings (2-digit commodity codes) make up the All Commodities Index. Each major commodity grouping includes (in descending order of aggregation) subgroups (3-digit), product classes (4-digit), subproduct classes (6-digit), and individual items (8-digit). Nearly all 8-digit commodities under the traditional commodity coding system are now derived from corresponding industry-classified product indexes. In such instances, movements in the traditional commodity price indexes and corresponding percent changes will be virtually identical to their industry-based counterparts, even if their index levels differ.

Industry Net-Output Price Indexes

PPIs for the net output of industries and their products are grouped according to the North American Industry Classification System (NAICS). Prior to the release of January 2004, industry-based PPIs were published according to the Standard Industrial Classification (SIC) system. Industry price indexes are compatible with other economic time series organized by industry, such as data on employment, wages, and productivity. Table 5 of the *PPI Detailed Report* includes data for NAICS industries and industry groups (3-, 4-, 5-, and 6-digit codes); census product classes (7- and 8-digits), products (9-digits), and more detailed subproducts (11-digits); and, for some industries, indexes for other sources of revenue.

Indexes may represent 1 of 3 kinds of product indexes. Every industry has primary product indexes to show changes in prices received by establishments classified in the industry for products made primarily, but not necessarily exclusively, by that industry. The industry classification of an establishment is determined by which products comprise a plurality of its total shipment value. In addition, most industries have secondary product indexes that show changes in prices received by establishments classified in the industry for products chiefly made in some other industry. Finally, some industries have miscellaneous receipts indexes to show price changes in other sources of revenue received by establishments within the industry that are not derived from sales of their products, for example, resales of purchased materials, or revenues from parking lots owned by a manufacturing plant.

Data Collection

PPIs are based on selling prices reported by establishments of all sizes selected by probability sampling, with the probability of selection proportionate to size. Individual items and transaction terms from these firms also are chosen by probability proportionate to size. The BLS strongly encourages cooperating companies to supply actual transaction prices at the time of shipment to minimize the use of list prices. Prices submitted by survey respondents are effective on the Tuesday of the week containing the 13th day of the month. This survey is conducted primarily through the mail.

Price data are provided on a voluntary and confidential basis; only sworn BLS employees are allowed access to individual company price reports. BLS publishes price indexes instead of unit dollar prices. All PPIs are subject to revision 4 months after original publication to reflect the availability of late reports and corrections by respondents.

BLS periodically updates the PPI sample of survey respondents to better reflect current conditions when the structure, membership, technology, or product mix of an industry shifts significantly and to spread reporting burden among smaller firms. Results of these resampling efforts are incorporated into the PPI with the release of data for January and July.

As part of an ongoing effort to expand coverage to sectors of the economy other than mining and manufacturing, an

increasing number of service sector industries have been introduced into the PPI. The following list of recently introduced industries includes the month and year in which an article describing the industry's content appeared in the *PPI Detailed Report*.

| <i>Title</i> | <i>Code</i> | <i>PPI Detailed Report Issue</i> |
|---|-------------|----------------------------------|
| <i>SIC</i> | | |
| Wireless telecommunications | 4812 | July 1999 |
| Telephone communications, except radio telephone | 4813 | July 1995 |
| Television broadcasting | 4833 | July 2002 |
| Grocery stores | 5411 | July 2000 |
| Meat and fish (seafood) markets | 5421 | July 2000 |
| Fruit and vegetable markets | 5431 | July 2000 |
| Candy, nut, and confectionery stores | 5441 | July 2000 |
| Retail bakeries | 5461 | July 2000 |
| Miscellaneous food stores | 5499 | July 2000 |
| New car dealers | 5511 | July 2000 |
| Gasoline service stations | 5541 | January 2002 |
| Boat dealers | 5551 | January 2002 |
| Recreational vehicle dealers | 5561 | January 2002 |
| Miscellaneous retail | 59 | January 2001 |
| Security brokers, dealers, and investment bankers | 6211 | January 2001 |
| Investment advice | 6282 | January 2003 |
| Life insurance carriers | 6311 | January 1999 |
| Property and casualty insurance | 6331 | July 1998 |
| Insurance agencies and brokerages | 6412 | January 2003 |
| Operators and lessors of nonresidential buildings | 6512 | January 1996 |
| Real estate agents and managers | 6531 | January 1996 |
| Prepackaged software | 7372 | January 1998 |
| Data processing services | 7374 | January 2002 |
| Home health care services | 8082 | January 1997 |
| Legal services | 8111 | January 1997 |
| Engineering design, analysis, and consulting services | 8711 | January 1997 |
| Architectural design, analysis, and consulting services | 8712 | January 1997 |
| Premiums for property and casualty insurance | 9331 | July 1998 |
| <i>NAICS</i> | | |
| New warehouse building construction | 236221 | July 2005 |
| Merchant wholesalers, durable goods | 423 | July 2005 |
| Merchant wholesalers, nondurable goods | 424 | July 2005 |
| Wholesale trade agents and brokers | 425120 | July 2005 |
| Furniture and home furnishings stores | 442 | January 2004 |
| Electronics and appliance stores | 443 | January 2004 |
| Building material and garden equipment and supplies dealers | 444 | January 2004 |
| Clothing and clothing accessories stores | 448 | January 2004 |
| Sporting goods, hobby, book, and music stores | 451 | January 2004 |
| General merchandise stores | 452 | January 2004 |
| Miscellaneous store retailers | 453 | January 2004 |
| Internet service providers | 518111 | July 2005 |
| Web search portals | 518112 | July 2005 |
| Commercial banking | 522110 | January 2005 |
| Savings institutions | 522120 | January 2005 |
| Direct health and medical insurance carriers | 524114 | July 2004 |
| Construction, mining, and forestry machinery and equipment rental and leasing | 532412 | January 2005 |
| Security guards and patrol services | 561612 | July 2005 |
| Fitness and recreational sports centers .. | 713940 | July 2005 |

Weights

Weights for most traditional commodity groupings of the PPI, as well as weights for commodity-based aggregate indexes calculated using traditional commodity groupings, such as stage-of-processing indexes, currently reflect 1997 values of shipments as reported in the *Census of Manufactures* and other sources. From January 1996 through December 2001, PPI weights were derived from 1992 shipment values. Industry indexes also are now calculated with 1997 net output weights. This periodic update of the value weights used to calculate the PPI is done to more accurately reflect changes in production and marketing patterns in the economy. Net output values of shipments are used as weights for industry indexes. Net output values refer to the value of shipments from establishments within the industry to buyers outside the industry. However, weights for commodity price indexes are based on gross shipment values, including values of shipments between establishments within the same industry. As a result, broad commodity grouping indexes, such as the PPI for All Commodities, are affected by the multiple counting of price change at successive stages of processing, which can lead to exaggerated or misleading signals about inflation. Stage-of-processing indexes partially correct for this defect, but industry indexes consistently correct for it at all levels of aggregation. Therefore, industry and stage-of-processing indexes are more appropriate than broad commodity groupings for economic analysis of general price trends.

Price Index Reference Base

Effective with publication of January 1988 data, many important PPI series (including stage-of-processing groupings and most commodity groups and individual items) were placed on a new reference base, 1982 = 100. From 1971 through 1987, the standard reference base for most PPI series was 1967 = 100. Except for rounding differences, the shift to the new reference base did not alter any previously published percent changes for affected PPI series. (See "Calculating Index Changes," below.) The 1982 reference base is not used for commodity indexes with a base later than December 1981 or for industry net output indexes and their products.

For further information on the underlying concepts and methodology of the Producer Price Index, see chapter 14, "Producer Prices," in *BLS Handbook of Methods* (April 1997), Bulletin 2490. This document can be downloaded from the BLS Web site (www.bls.gov/opub/hom/homch14_etc.htm), and reprints are available on request.

Calculating Index Changes

Each PPI measures price changes from a reference period that equals 100.0. An increase of 5.5 percent from the reference period in the Finished Goods Price Index, for example, is shown as 105.5. This change also can be expressed in dollars, as follows: prices received by domestic producers of a sample of

finished goods have risen from \$100 in 1982 to \$105.50. Likewise, a current index of 90.0 would indicate that prices received by producers of finished goods are 10 percent lower than they were in 1982.

Movements of price indexes from one month to another usually are expressed as percent changes, rather than as changes in index points. Index point changes are affected by the level of the index in relation to its base period, whereas percent changes are not. The following example shows the computation of index point and percent changes.

| | |
|-------------------------------|-------------|
| <i>Index point change</i> | |
| Finished Goods Price Index | 107.5 |
| Less previous index | 104.0 |
| Equals index point change | 3.5 |
| <i>Index percent change</i> | |
| Index point change | 3.5 |
| Divided by the previous index | 104.0 |
| Equals | 0.034 |
| Result multiplied by 100 | 0.034 x 100 |
| Equals percent change | 3.4 |

Seasonally Adjusted and Unadjusted Data

Because price data are used for different purposes by different groups, BLS publishes seasonally adjusted and unadjusted changes each month. Seasonally adjusted data are preferred for analyzing general price trends in the economy because these data eliminate the effect of changes that normally occur at about the same time, and in about the same magnitude, every year—such as price movements resulting from normal weather patterns, regular production and marketing cycles, model changeovers, seasonal discounts, and holidays. For these reasons, seasonally adjusted data more clearly reveal underlying cyclical trends. Unadjusted data are of primary interest to users who need information that can be related to actual dollar values of transactions. Individuals requiring this information include marketing specialists, purchasing agents, budget and cost analysts, contract specialists, and commodity traders. It is the unadjusted data that generally are cited when escalating long-term contracts such as purchasing agreements or real estate leases. (See *Escalation and Producer Price Indexes: A Guide for Contracting Parties*, BLS Report 807, September 1991, available on request from BLS.)

In 1998, the PPI program implemented the X-12 ARIMA Seasonal Adjustment Method; prior to that year, the program had employed the X-11 method. Each year, the seasonal status of most commodity indexes is reevaluated to reflect more recent price behavior. Industry net output indexes are not seasonally adjusted. For time series that exhibit seasonal pricing patterns, new seasonal factors are estimated and applied to the unadjusted data for the previous 5 years. These

updated seasonally adjusted indexes replace the most recent 5 years of seasonal data.

Seasonal factors may be applied to series using either a direct or aggregative method. Generally, commodity indexes are seasonally adjusted using direct seasonal adjustment, which produces a more complete elimination of seasonal movements than does the aggregative method. However, the direct seasonal adjustment process may not yield figures that possess additive consistency. Thus, a seasonally adjusted index for a broad category that is directly adjusted may not be logically consistent with all seasonally adjusted indexes for its components. Seasonal movements for stage-of-processing indexes are derived indirectly through an aggregative method that combines movements of a wide variety of subproduct class (6-digit) series.

Seasonally adjusted indexes can become problematic when previously stable and predictable price patterns abruptly change. If the new pattern persists, the seasonal adjustment method will eventually reflect it adequately; if the pattern keeps shifting, however, seasonally adjusted data will become chronically troublesome. This problem occurs relatively infrequently for farm and food-related products but has more often affected manufactured products such as automobiles and steel.

Since January 1988, the PPI program has used Intervention Analysis Seasonal Adjustment methods to enhance the calculation of seasonal factors. With this technique, outlier values that may distort the seasonal pattern are removed from the data prior to applying the standard seasonal factor estimation procedure. For example, a possible economic cause for large price movements for petroleum-based products might have been the Persian Gulf War. In this case, intervention techniques allowed for better estimates of seasonally adjusted data. On the whole, very few series have required intervention. Out of nearly 900 seasonally adjusted series, only 16 were subject to intervention in 1997.

For more information relating to seasonal adjustment methods, see (1) "Appendix A: Seasonal Adjustment Methodology at BLS," in the *BLS Handbook of Methods* (April 1997), Bulletin 2490 and (2) "Summary of Changes to the PPI's Seasonal Adjustment Methodology" in the January 1995 issue of *Producer Price Indexes*.

Producer Price Index Data Via the Internet

In 1995, BLS began posting PPI series, news releases, and technical information to both a World Wide Web (WWW) site and a file transfer protocol (FTP) site. During the years following the introduction of PPI Internet services, usage of these sites eclipsed more traditional methods of data dissemination, such as subscriptions to the *PPI Detailed Report*. There were more than 1.6 million accesses of PPI series over the Internet during the 12 months ended December 31, 2003.

Retrieving PPI data from the PPI Web site

PPI data can be obtained from the WWW address (www.bls.gov/ppi). Scrolling down the page to the "Get Detailed Statistics" header reveals the following five methods of data retrieval:

- **Most Requested Series** is a form-based application that allows the user to quickly obtain PPI time series data by selecting from two separate lists (commodity and industry) of the most commonly requested time series, including the All Commodities Index and the stage-of-processing indexes (for example, Finished Goods). Within each list, any one—or all—of the time series shown can be selected. A user can modify the date range and output options after executing the query, using the reformat button above the data output table.

- **Create Customized Tables** is a form-based query application designed for users unfamiliar with the PPI coding structure. It guides a user through the PPI classification system by listing index titles and does not require knowledge of commodity or industry codes. Data retrieved are based on a query formulated by selecting data characteristics from lists provided. Two options are available to create customized tables, depending on a user's browser capability. The one-screen option is a JavaScript application that uses a single screen to guide a user through the available time series data. The second option is a multiple screen, non-Java-based application. Both methods allow a user to browse the PPI coding structure and select multiple series codes. Using the one-screen option, users can modify the date range and output options after executing the query using the reformat button above the data output table.

- **Series Report** is a form-based application that uses formatted PPI time series identifiers (commodity or industry codes) as input in extracting data according to a specified set of date ranges and output options. This application provides the most efficient path for those users who are familiar with the format of PPI time series identifiers. Up to 300 indexes can be extracted at one time.

There are three basic formats for creating a unique PPI time series identifier. For commodity and stage-of-processing indexes, enter a "wpu" prefix (not seasonally adjusted) or a "wps" prefix (seasonally adjusted) in combination with a commodity-based code to create a series identifier.

Example:

Commodity code

wps063

wpu063803

wpusop3000

Will provide data for:

Drugs and pharmaceuticals,
seasonally adjusted

Pharmaceutical preparations,
cardiovascular system

Finished goods, not seasonally
adjusted

For a current industry-based price index organized according to the North American Industry Classification System (NAICS), enter the prefix “pcu” followed by the industry-product code. The series identifier for products primary to an industry include 12 numeric digits, the 6-digit industry code is repeated, and up to 7 additional digits of product detail. Dashes are used as placeholders for higher-level industry group codes.

**Industry-product code,
Current NAICS series**

Will provide data for:

| | |
|--------------------|---|
| pcu325 --- 325 --- | Chemical manufacturing, not seasonally adjusted |
| pcu336110336110 | Automobile and light duty motor vehicle manufacturing |
| pcu621111621111411 | Offices of physicians, one- and two-physician practices and single specialty group practices, general/family practice |

To identify a discontinued industry-product code based on the Standard Industrial Classification (SIC), enter a “pdu” prefix and “#” between the fourth and fifth characters of the product code. A series identifier for the discontinued dataset uses underscores as placeholders to complete a reference to an SIC industry group code of less than four digits. (All PPI industry-based indexes organized by SIC were discontinued with the introduction of the NAICS.) *In all cases, no spaces are permitted.*

**Industry-product code,
discontinued SIC series**

Will provide data for:

| | |
|-------------|--|
| pdu28_# | Chemicals and allied products |
| pdu331_# | Blast furnaces, steel works, and rolling and finishing mills |
| pdu3711#111 | Passenger cars |

• **Flat Files** and the FTP server are best suited for those users requiring access to either a large volume of time series data or other PPI-related documentation (such as seasonal factor and relative importance tables). The FTP site can be accessed at (<ftp://ftp.bls.gov>) or directly from the links on the “Get Detailed Statistics” page or the PPI homepage. Data and documentation available for download include:

Directory:

- NAICS Current Series /[pub/time.series/pc](#)
- SIC Discontinued Series /[pub/time.series/pd](#)
- Commodity Series /[pub/time.series/wp](#)
- Special Requests /[pub/special.requests/ppi](#)
- Latest News Release /[pub/news.release/ppi.txt](#)

The FTP site maintains files to help with searches and downloads. These files are centrally located in the [/pub/doc](#) directory. Within this directory, go to the [overview.txt](#) file for an overview relating to all BLS data available through the FTP site. For commodity-based PPI data, which appear in tables 1, 2, 3, 6, 7, and 8 of the PPI monthly detailed report; tables 1, 2, 4, and 5 of the annual supplement; and tables 1, 2, 3, and 5 of the monthly news release, the program help file is [wp.txt](#). For *current* industry-based PPI data based on the NAICS, which appear in tables 4, 5, and 9 of the monthly PPI report; tables 3, 6, 7, and 8 of the annual supplement; and table 4 of the monthly news release, the file is [pc.txt](#). For industry-based SIC time series that have been *discontinued*, go to [pd.txt](#). (These and other help files also are maintained within each of the five directories listed above.)

Other sources of PPI data

PPI data can also be accessed via the BLS homepage (www.bls.gov). After clicking the “Get Detailed Statistics” link at the top of the homepage, the user will see a chart listing all of the available BLS programs. The following four methods are available for PPI data: Most requested statistics, create customized tables (one screen or multiple screens), and flat files. Additional sources of BLS data also are accessible from this page, including *Economic News Releases*, *Series Report*, and *Economy at a Glance*.

Additional information

The PPI homepage (www.bls.gov/ppi) contains additional information regarding PPI data and methodology. The top section of the homepage provides PPI news releases, both current and archived, as well as general PPI information. The “Tables Created by BLS” section found beneath the statistics section provides relative importance and seasonal factor tables. The remaining sections offer special notices and publications pertaining to PPI methodology and applications.

For questions or comments regarding PPI data classification, methodology, or data availability on the Internet, call or e-mail the Section of Index Analysis and Public Information directly at (202) 691-7705 or ppi-info@bls.gov. Data also can be obtained by calling the national fax-on-demand service at (202) 691-6325. This service enables customers to request faxes of BLS data 24 hours a day, 7 days a week.