

L 261: 2004/12

FPI Detailed Report



U.S. Department of Labor
Bureau of Labor Statistics

Data for December 2004

Services
Mining



Manufacturing



U.S. DEPARTMENT OF LABOR
Elaine L. Chao, Secretary

Data for December 2004

BUREAU OF LABOR STATISTICS
Kathleen P. Utgoff, Commissioner

PPI Detailed Report (ISSN 1099-2855; USPS 485-050) is a monthly report on producer price movements including text, tables, and technical note. An annual supplement contains monthly data for the calendar year, annual averages, and information on weights.

To order this periodical for 1 year, cite *PPI Detailed Report* (WPPI) and send your check for \$55 (\$77 foreign) or provide your VISA or MasterCard number and expiration date to Superintendent of Documents, P.O. Box 371954, Pittsburgh, PA 15220-7954. Cost of the supplement only is \$23 domestic (\$32.20 foreign).

Subscribers will receive the next available subscription issue after their order is received. An acknowledgment card is sent to all customers after their subscription order is processed to let them know that they will receive the next available issue.

Please wait at least 6 weeks before inquiring about your order. Then write to Subscription Service Section, U.S. Government Printing Office, Stop: SSOM, Washington, DC 20402; telephone (202) 512-1800; or fax (202) 512-2168.

POSTMASTER: Send address changes to *PPI Detailed Report*, U.S. Government Printing Office, Washington, DC 20402-0001.

Material in this publication is in the public domain, and with appropriate credit, may be reproduced without permission. This information is available to sensory-impaired individuals upon request. Voice phone: (202) 691-7828; Federal Relay Service: 1-800-877-8339. Data on the PPI also can be accessed at www.bls.gov/ppi through the PPI homepage. Periodicals postage paid at Washington, DC, and at additional mailing offices.

January 2005

Cover designed by Dorothy Williams

PPI Detailed Report

Data for December 2004

Editors

Allison Tarmann
Joseph Kowal
William Snyders
Jonathan Weinhalten

Design and Layout



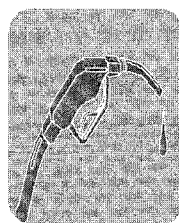
Margaret J. Jones

Contents

	<i>Page</i>
Price Movements, December 2004	1
Charts	
Finished goods	6
Intermediate goods	7
Crude goods	8
Tables	
Producer Price Indexes	
1. Stage of processing	9
2. Selected commodity groupings by stage of processing	10
3. Selected stage-of-processing groupings, seasonally adjusted	14
4. Net output of selected industries and industry groups	15
5. Net output of selected industries and their products	17
6. Commodity groupings and individual items	107
7. Durability of product	140
8. Special commodity groupings	141
9. Material and supply inputs to construction industries	142
Technical note	143

Scheduled Release Dates			
Producer Price Index data are scheduled for initial release on the following dates:			
<i>Index month</i>	<i>Release date</i>	<i>Index month</i>	<i>Release date</i>
January	February 18	April	May 17
February	March 22	May	June 14
March	April 19	June	July 15

Price Movements December 2004




The Producer Price Index for Finished Goods fell 0.7 percent in December, seasonally adjusted. This decline followed a 0.5-percent increase in November and a 1.7-percent advance in October. At the earlier stages of processing, prices received by producers of intermediate goods turned down 0.3 percent, after rising 0.8 percent in the previous month, and the crude goods index declined 2.9 percent in December, following an 8.7-percent increase in November. (See table A.)

Among finished goods, prices for energy goods dropped 4.0 percent in December, as opposed to the 1.8-percent increase registered in November. (Excluding energy, prices for finished goods rose 0.1 percent in December.) The index for finished consumer foods inched up 0.1 percent in December, compared with a 0.4-percent gain in the prior month. Prices for finished goods other than foods and energy rose 0.1 percent in December, following a 0.2-percent increase in November.

Before seasonal adjustment, the Producer Price Index for Finished Goods declined 0.9 percent to 150.4 (1982=100). From December 2003 to December 2004, finished goods prices increased 4.1 percent, after climbing 4.0 percent during 2003. Prices for finished goods other than foods and energy gained 2.2 percent in 2004, following a 1.0-percent rise in 2003. Prices

for finished energy goods advanced 13.4 percent in 2004, compared with an 11.4-percent increase in the previous year. By contrast, the finished consumer foods index moved up 2.8 percent in 2004, following a 7.7-percent advance in the prior year. At the earlier stages of processing, the intermediate goods index jumped 9.1 percent from December 2003 to December 2004, after registering a 3.9-percent gain during 2003. Prices received by producers of crude materials for further processing increased 18.0 percent in 2004, following a 19.5-percent rise in the prior year. (See summary table on page 2.)

Finished goods



The index for finished energy goods turned down 4.0 percent in December, after increasing 1.8 percent in November. Gasoline prices fell 11.1 percent, following a 0.7-percent decline in the preceding month. The indexes for home heating oil and diesel fuel also fell more in December than they did in November. Prices for residential natural gas and liquefied petroleum gas turned down, after rising in November, while the residential electric power index increased less than it did in the prior month.

Table A. Monthly and annual percent changes in selected stage-of-processing price indexes, seasonally adjusted¹

Month	Finished goods					Intermediate goods	Crude goods
	Total	Foods	Energy	Except foods and energy	Change in finished goods from 12 months ago (unadj.)		
2003							
December	0.2	0.2	1.4	-0.1	4.0	0.4	3.4
2004							
January6	-1.3	4.7	.3	3.3	.9	4.1
February1	.4	.3	-.1	2.1	1.0	1.5
March6	1.5	.6	.3	1.5	.8	1.6
April7	1.3	1.8	.1	3.7	1.4	1.8
May6	1.5	1.3	.2	4.9	1.0	3.2
June	-.2	-.4	-1.7	.3	4.0	.5	.7
July	0	-1.8	2.7	-.2	3.8	.5	-.4
August	0	-.3	-.2	.3	3.3	1.1	-.1
September1	0	-.8	.3	3.3	.2	-5.1
October	1.7	1.6	6.8	.3	4.4	.9	4.3
November5	.4	1.8	.2	5.0	.8	8.7
December	-.7	.1	-4.0	.1	4.1	-.3	-2.9

¹ Some percent changes shown here and elsewhere in "Price Movements December 2004" may differ from those previously reported because indexes for

August 2004 have been recalculated to incorporate late reports and corrections by respondents. All indexes are subject to revision 4 months after original publication.

Summary of December-to-December and 3-month seasonally adjusted annual rates for selected stages of processing

Grouping	Percentage change 12 months ended December			Seasonally adjusted annual rate for 3 months ended			
	2002	2003	2004	March	June	September	December
				2004	2004	2004	2004
Finished goods	1.2	4.0	4.1	5.4	4.4	0.5	6.3
Finished consumer foods	- .6	7.7	2.8	2.1	9.9	- 8.0	8.7
Finished energy goods	12.3	11.4	13.4	24.0	5.6	7.1	18.2
Finished goods less foods and energy	- .5	1.0	2.2	2.1	2.4	1.6	2.6
Finished consumer goods, excluding foods and energy	- .5	1.1	2.0	2.5	2.0	1.3	2.3
Capital equipment	- .6	.8	2.4	1.4	2.9	2.0	3.1
Intermediate materials, supplies, and components	3.2	3.9	9.1	11.1	12.1	7.5	5.3
Intermediate foods and feeds	4.2	12.9	- 1.9	9.9	23.7	- 29.0	- 4.1
Intermediate energy goods	12.0	10.9	14.7	17.5	21.5	9.5	11.0
Intermediate materials less foods and energy ...	1.5	2.1	8.3	9.8	9.3	9.6	4.6
Materials for nondurable manufacturing	4.2	4.9	13.7	9.6	13.7	18.4	12.6
Materials for durable manufacturing	3.1	4.0	18.0	31.8	14.7	21.9	4.8
Materials and components for construction8	3.0	10.0	16.3	12.1	10.7	1.2
Crude materials for further processing	24.7	19.5	18.0	32.9	25.7	- 20.4	46.7
Foodstuffs and feedstuffs	4.5	24.1	- 2.5	16.7	9.7	- 37.5	16.2
Crude energy materials	61.5	14.4	37.3	35.5	91.6	- 27.1	87.9
Crude nonfood materials less energy	12.6	21.6	20.1	63.1	- 33.2	51.3	27.5

NOTE: Late reports and corrections by respondents may cause some indexes to change 4 months after original publication. In addition, seasonally


adjusted indexes may be revised for 5 years due to the recalculation of seasonal factors each January.

Prices for finished consumer foods edged up 0.1 percent in December, after increasing 0.4 percent in the prior month. In December, rising prices for beef and veal, eggs for fresh use, dairy products, fresh fruits and melons, confectionery end products, and processed young chickens outweighed price declines for fresh and dry vegetables, pork, shortening and cooking oils, finfish and shellfish, and bakery products.

The index for finished consumer goods other than foods and energy inched up 0.1 percent in December, following a 0.2-percent gain in the prior month. Prices for pharmaceutical preparations, cosmetics and other toilet preparations, mobile homes, newspaper circulation, book publishing, and cigarettes advanced in December. By contrast, prices for passenger cars, periodical circulation, alcoholic beverages, light motor trucks, sporting and athletic goods, and men's and boys' apparel fell in December. During 2004, the index for finished consumer goods other than foods and energy advanced 2.0 percent, following a 1.1-percent rise in 2003.

A 0.1-percent increase in capital equipment prices in December followed a 0.2-percent gain in November. Rising prices for railroad equipment, civilian aircraft, agricultural machinery and equipment, commercial furniture, transformers and power regulators, and metal cutting machine tools more than compensated for declining prices for communication and related equipment, passenger cars, integrating and measuring instruments, light motor trucks, truck trailers, and electronic computers. For the 12 months ended December 2004, capital equipment prices advanced 2.4 percent, after posting a 0.8-percent increase during the previous year.

Intermediate goods



The Producer Price Index for Intermediate Materials, Supplies, and Components decreased 0.3 percent in December, after registering a 0.8-percent advance in November. This downturn is attributable to prices for intermediate energy goods, which fell in December following an increase a month earlier. On the other hand,

the indexes for materials and components for construction and intermediate foods and feeds rose, after showing no change in November, while prices for durable and nondurable manufacturing materials moved up faster than they did in the prior month. The index for intermediate goods other than foods and energy went up 0.5 percent in December, following a 0.4-percent gain in November. (See table B.)

Prices for intermediate energy goods fell 3.8 percent in December, compared with a 2.3-percent advance in November. The jet fuels index dropped 23.0 percent, after rising 4.4 percent in the preceding month. Prices for industrial natural gas, commercial natural gas, natural gas to electric utilities, liquefied petroleum gas, and residual fuels also turned down, following increases in November. The indexes for gasoline and diesel fuel fell more in December than they did in the prior month, while prices for commercial electric power and industrial electric power increased less in December than they did in November. From December 2003 to December 2004, prices for intermediate energy goods rose 14.7 percent, following a 10.9-percent gain in 2003.

Table B. Monthly and annual percent changes in selected price indexes for intermediate goods and crude goods, seasonally adjusted¹

Month	Intermediate goods				Crude goods			
	Foods	Energy	Except foods and energy	Change in intermediate goods from 12 months ago (unadj.)	Foods	Energy (unadj.)	Except foods and energy	Change in crude goods from 12 months ago (unadj.)
2003								
December	-0.3	1.4	0.2	3.9	0.3	7.0	3.0	19.5
2004								
January	-1.3	2.9	.6	3.9	-6.8	15.3	3.7	16.1
February	1.3	.7	.9	2.8	4.3	-2.8	6.1	12.0
March	2.5	.4	.8	1.5	6.9	-3.7	2.8	.5
April	4.7	1.8	1.1	5.4	3.3	3.8	-4.3	21.6
May	2.8	1.5	.8	7.2	2.1	8.4	-5.2	23.6
June	-2.0	1.6	.3	7.0	-2.9	4.6	-.5	19.4
July	-2.1	1.3	.5	7.3	-4.9	-1.2	11.0	22.5
August	-4.4	2.9	1.0	8.0	-4.5	2.2	2.5	23.5
September	-1.9	-1.9	.8	8.4	-2.1	-8.6	-2.5	14.2
October	-1.9	4.3	.3	9.0	-8	7.9	5.4	15.7
November	0	2.3	.4	9.8	1.8	17.0	2.5	25.5
December8	-3.8	.5	9.1	2.9	-7.3	-1.7	18.0

¹ Some percent changes shown here and elsewhere in "Price Movements December 2004" may differ from those previously reported because indexes for

August 2004 have been recalculated to incorporate late reports and corrections by respondents. All indexes are subject to revision 4 months after original publication.

The index for materials and components for construction moved up 0.4 percent in December, after showing no change in November. Prices for softwood lumber increased 0.7 percent, following an 8.0-percent drop in the prior month. The indexes for plywood, building paper and board, wiring devices, switchgear, fabricated ferrous wire products, heating equipment, and gypsum products also turned up, after falling in November. Prices for nonferrous wire and cable and cement rose more in December than they did in the prior month. By contrast, the index for fabricated structural metal products edged up 0.2 percent, following a 0.6-percent gain in November. Price increases also slowed from November to December for concrete products, asphalt felts and coatings, and steel mill products. The index for plastic construction products fell, after rising in the preceding month. During 2004, prices for materials and components for construction jumped 10.0 percent, following a 3.0-percent increase in the previous year.


Prices for materials for durable manufacturing advanced 1.0 percent in December, following a 0.5-percent increase in November. The index for building paper and board rose 7.3 percent, after falling 8.3 percent in the prior month. Prices for plywood, primary nonferrous metals, cold rolled steel sheet and strip, and copper and brass mill shapes also turned up in December. The indexes for aluminum mill shapes; hot rolled steel bars, plates, and structural shapes; and cold finished bars went up more than they did in November. Alternatively, prices for titanium mill shapes declined 0.8 percent, following a 20.3-percent upsurge in November. The index for hardwood lumber decreased at a faster rate than it did in the previous

month, and prices for prepared paint and semifinished steel mill products rose less in December than they did in the prior month. In 2004, the index for materials for durable manufacturing climbed 18.0 percent, following a 4.0-percent increase in 2003.

After showing no change in November, prices for intermediate foods and feeds advanced 0.8 percent in December. The index for beef and veal increased 3.9 percent in December, compared with a 1.6-percent decline a month earlier. Prices for prepared animal feeds; fluid milk products; and dry, condensed, and evaporated milk products also moved up, after falling in November. By contrast, flour prices moved down 1.9 percent in December, following a 3.3-percent gain in the prior month. The indexes for pork and confectionery materials also turned down, after climbing in November. Prices for natural, processed, and imitation cheese increased less in December than they did in November, while prices for shortening and cooking oils decreased more in December than they did in November. From December 2003 to December 2004, prices for intermediate foods and feeds fell 1.9 percent, following a 12.9-percent gain in 2003.

The index for materials for nondurable manufacturing increased 1.1 percent in December, following a 1.0-percent advance in November. In December, rising prices for plastic resins and materials, paper, processed or refined potassium salts, synthetic rubber, and paint materials outweighed falling prices for primary basic organic chemicals, finished fabrics, and inedible fats and oils. The index for materials for nondurable manufacturing climbed 13.7 percent in 2004, following a 4.9-percent gain in 2003.

Crude goods



The Producer Price Index for Crude Materials for Further Processing fell 2.9 percent in December, following an 8.7-percent rise in November. December prices for both crude energy materials and crude goods other than foods and energy fell, after climbing in November. By contrast, the crude foodstuffs and feedstuffs index rose more in December than it did in November. (See table B.)

The crude energy materials index moved down 7.3 percent in December, after increasing 17.0 percent in November. The natural gas index fell 6.0 percent, following a 43.7-percent jump in November. Crude petroleum prices declined more in December than they did in November. By contrast, a 0.8-percent advance in coal prices in December followed no change in the prior month. In 2004, the index for crude energy materials increased 37.3 percent, compared with a 14.4-percent rise in 2003.

Prices for basic industrial materials decreased 1.7 percent in December, after rising 2.5 percent in November. The iron and steel scrap index declined 10.8 percent, more than reversing an 8.0-percent gain in November. Prices for raw cotton and softwood logs, bolts, and timber also fell in December, after registering increases in the previous month. Price increases for pulpwood and phosphates slowed from November to December. By contrast, the iron ore index advanced 9.7 percent in December, after remaining unchanged in November. The indexes for both copper base scrap and aluminum base scrap rose more in December than they did in the prior month. Wastepaper prices increased in December, after declining in the preceding month. In 2004, the index for basic industrial materials moved up 20.1 percent, compared with a 21.6-percent gain in 2003.

The crude foodstuffs and feedstuffs index gained 2.9 percent in December, following a 1.8-percent advance in November. A 2.7-percent rise in prices for slaughter cattle in December followed a 2.8-percent decrease in the previous month. The corn, slaughter broilers and fryers, and fresh fruits and melons indexes also moved up, after falling in November. Prices for soybeans rose more in December than they did in the preceding month. By contrast, the slaughter hogs index fell 0.8 percent, following a 16.4-percent increase in the prior month. Prices for fresh vegetables (except potatoes) and wheat decreased in December, after moving up a month earlier. In 2004, the crude foodstuffs and feedstuffs index moved down 2.5 percent, compared with a 24.1-percent increase in 2003.

Net output price indexes for mining, manufacturing, and services industries

Mining. The Producer Price Index for the Net Output of Total Mining Industries declined 5.8 percent in December, following a 13.6-percent increase in the prior month. (Net output

price indexes are not seasonally adjusted.) Leading this downturn, prices received by the natural gas liquid extraction industry fell 12.7 percent, after posting a 34.1-percent gain in November. The industry indexes for crude petroleum and natural gas extraction, oil and gas operations support activities, and support activities for coal mining also turned down in December, while prices received by the industry for gold ore mining rose less than they did in the preceding month. By contrast, the rate of increase in the industry index for oil and gas well drilling climbed from 1.2 percent in November to 3.5 percent in December. Prices received by the industries for iron ore mining and bituminous coal underground mining rose, after showing no change a month earlier, while the industry indexes for potash, soda, and borate mineral mining and for bituminous coal and lignite surface mining went up, compared with decreases in November. In December, the Producer Price Index for the Net Output of Total Mining Industries was 170.0 (December 1984=100). Prices received by the mining sector advanced 31.8 percent in 2004, after increasing 13.4 percent in 2003.

Manufacturing. The Producer Price Index for the Net Output of Total Manufacturing Industries fell 0.9 percent in December, following a 0.3-percent decrease in the previous month. Contributing most significantly to this faster rate of decline, the industry group index for petroleum and coal products manufacturing dropped 13.0 percent in December, after moving down 3.5 percent in the preceding month. Prices received by manufacturers of furniture and related products and of primary metals advanced less than they did in November. The industry group indexes for textile mills and for printing and related support activities turned down, while prices received by the textile product mills industry group showed no change in December, following gains in the prior month. Alternatively, the industry group index for food manufacturers moved up 0.8 percent in December, after remaining unchanged in the previous month. Prices received by the industry group for electrical equipment and appliances also rose, following no change in November. The industry group indexes for plastic and rubber products manufacturing and chemical manufacturing increased more in December than they did a month earlier, while prices received by producers of transportation equipment edged up, following declines in November. In December, the Producer Price Index for the Net Output of Total Manufacturing Industries was 144.7 (December 1984=100). For the 12 months ended December 2004, prices received by the manufacturing sector increased 5.1 percent, compared with a 2.8-percent advance in 2003.

Services. Among services industries in December, prices received by the industry for investment banking and securities dealing edged down 0.2 percent, after rising 1.9 percent in the preceding month. The industry indexes for direct life insurance carriers, long-distance general freight trucking (truck-

load), hotels (except casino hotels) and motels, temporary help services, lessors of nonresidential buildings (except miniwarehouses), and television broadcasting also turned down, following increases in November. Prices received by the general medical and surgical hospitals industry rose at a slower rate than they did in the previous month. By contrast, the industry group index for scheduled passenger air trans-

portation moved up 1.3 percent in December, compared with a 1.2-percent decline in the prior month. Prices received by the industries for employee leasing services, local general freight trucking, and residential property managers also turned up, while the industry indexes for portfolio management and scheduled freight air transportation increased more than they did in November.

Chart 1. The Finished Goods Index and its component indexes, January 1996 through December 2004, 3-month seasonally adjusted annual rates of change

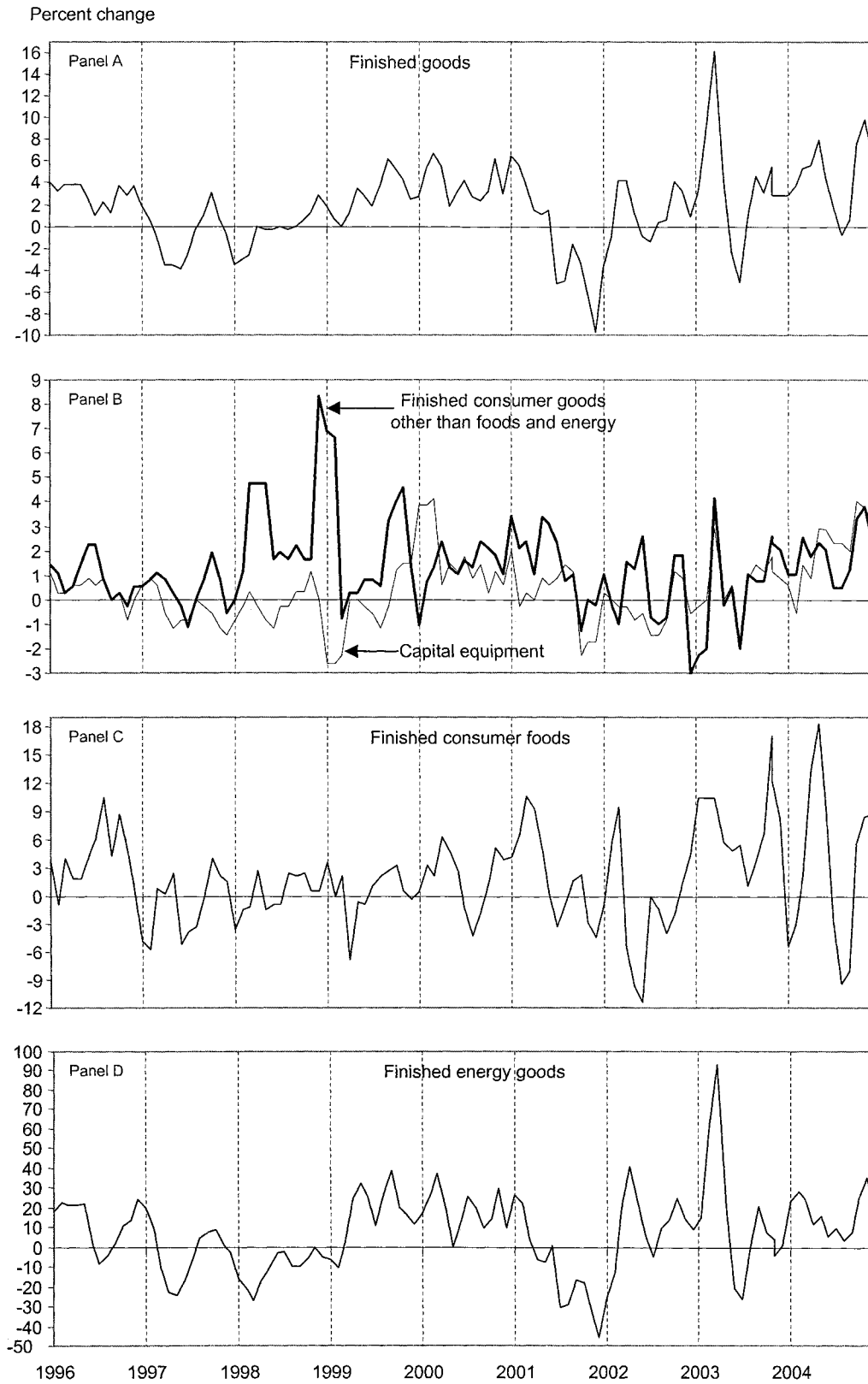


Chart 2. The Intermediate Goods Index and its component indexes, January 1996 through December 2004, 3-month seasonally adjusted annual rates of change

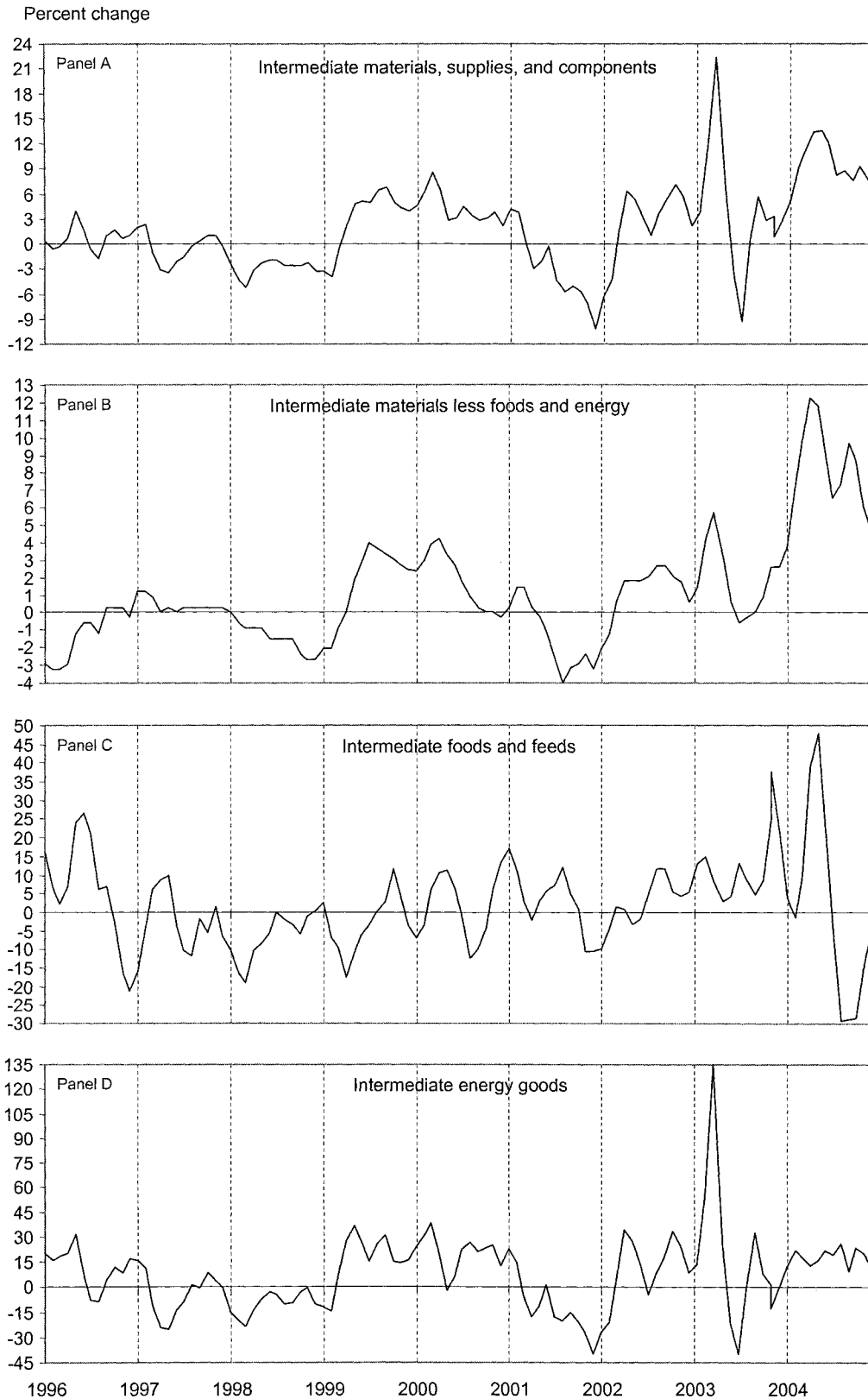


Chart 3. The Crude Goods Index and its component indexes, January 1996 through December 2004, 3-month seasonally adjusted annual rates of change

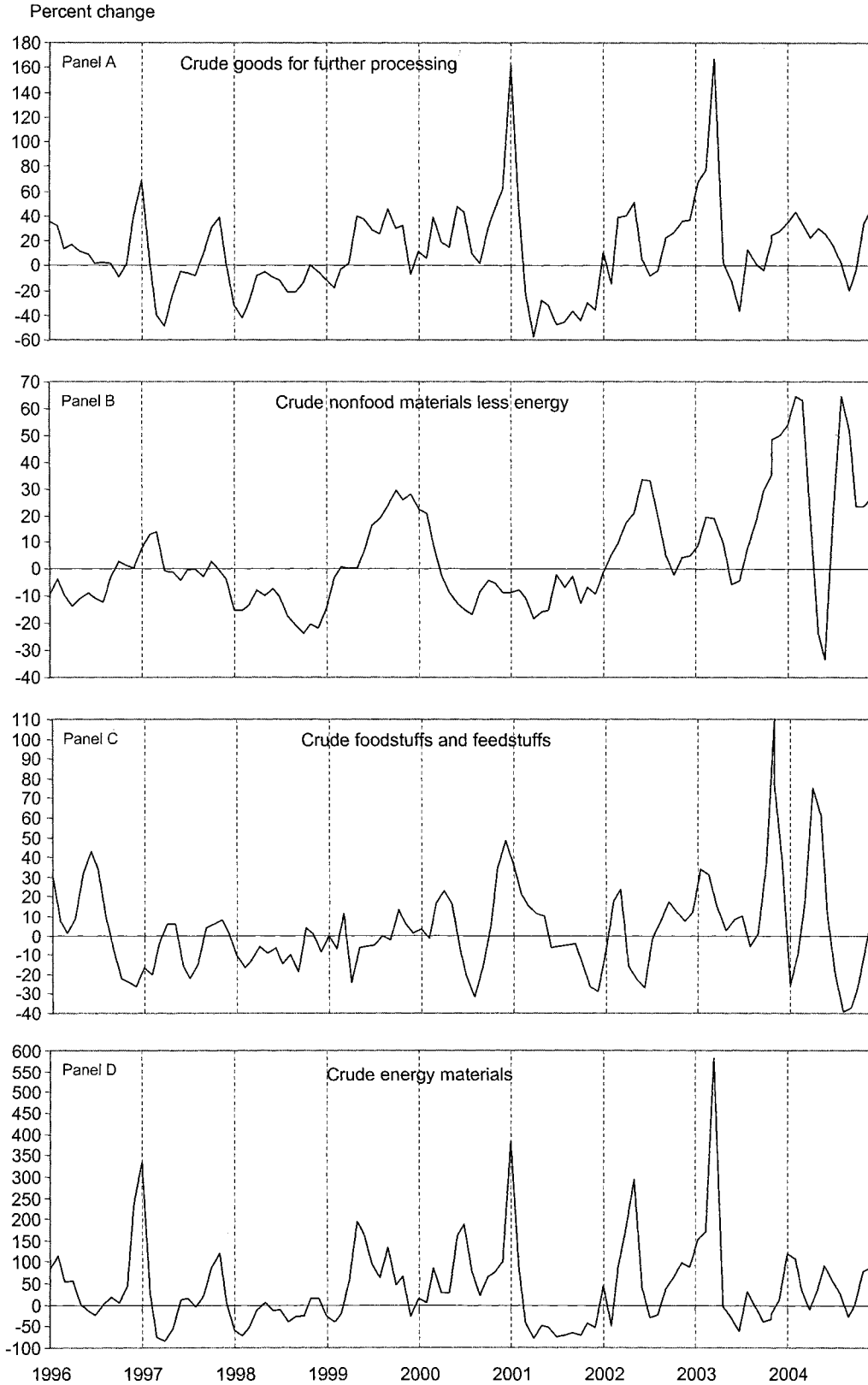


Table 1. Producer price indexes and percent changes by stage of processing

(1982=100)

Grouping	Relative importance Dec. 2003 ¹	Unadjusted index			Unadjusted percent change to Dec. 2004 from:		Seasonally adjusted percent change from:		
		Aug. 2004 ²	Nov. 2004 ²	Dec. 2004 ²	Dec. 2003	Nov. 2004	Sep. to Oct.	Oct. to Nov.	Nov. to Dec.
Finished goods	100.000	148.5	151.7	150.4	4.1	-0.9	1.7	0.5	-0.7
Finished consumer goods	74.422	151.8	155.3	153.5	4.6	-1.2	2.1	.6	-.9
Finished consumer foods	21.487	152.2	154.5	154.5	2.8	0	1.6	.4	.1
Crude	1.731	127.3	158.4	145.6	-3.6	-8.1	14.1	-.6	-8.9
Processed	19.756	154.3	154.0	155.2	3.4	.8	.7	.5	.8
Finished consumer goods, excluding foods	52.934	151.3	155.2	152.8	5.4	-1.5	2.3	.7	-1.3
Nondurable goods less foods	36.883	157.9	161.8	158.2	6.7	-2.2	3.2	.9	-1.8
Durable goods	16.051	133.6	137.5	137.3	2.2	-.1	.4	.3	.1
Capital equipment	25.578	141.2	143.4	143.6	2.4	.1	.4	.2	.1
Manufacturing industries	7.016	142.7	143.8	144.0	2.7	.1	.3	.1	.2
Nonmanufacturing industries	18.562	140.5	143.3	143.4	2.3	.1	.5	.1	.2
Intermediate materials, supplies, and components	100.000	144.8	147.2	146.7	9.1	-.3	.9	.8	-.3
Materials and components for manufacturing	46.892	139.4	141.8	142.8	9.1	.7	.4	.4	.7
Materials for food manufacturing	2.948	144.9	144.0	145.1	3.1	.8	.1	.4	1.2
Materials for nondurable manufacturing	14.491	149.8	154.9	156.8	13.7	1.2	.9	1.0	1.1
Materials for durable manufacturing	9.515	150.3	153.3	154.8	18.0	1.0	-.3	.5	1.0
Components for manufacturing	19.939	127.7	128.4	128.6	2.2	.2	.2	.1	.2
Materials and components for construction	12.827	169.8	170.6	171.2	10.0	.4	-.1	0	.4
Processed fuels and lubricants	16.978	128.5	133.8	127.7	14.3	-4.6	4.1	2.6	-4.4
Manufacturing industries	6.840	128.0	132.6	130.9	13.1	-1.3	1.0	3.5	-1.7
Nonmanufacturing industries	10.138	128.8	134.7	125.6	15.0	-6.8	6.1	2.0	-6.0
Containers	3.164	162.0	164.3	165.2	7.6	.5	1.0	.1	.5
Supplies	20.138	147.6	147.9	148.6	4.1	.5	.1	.1	.4
Manufacturing industries	4.389	149.6	151.4	152.2	3.7	.5	.7	.1	.5
Nonmanufacturing industries	15.750	145.8	145.9	146.5	4.2	.4	0	.1	.4
Feeds	1.238	116.8	101.6	102.0	-14.2	.4	-7.0	-1.5	.3
Other supplies	14.512	149.7	151.2	151.9	5.8	.5	.5	.2	.4
Crude materials for further processing	100.000	162.2	171.9	166.5	18.0	-3.1	4.3	8.7	-2.9
Foodstuffs and feedstuffs	39.856	124.8	119.3	121.6	-2.5	1.9	-.8	1.8	2.9
Nonfood materials	60.144	186.6	208.1	196.6	31.5	-5.5	7.1	12.3	-5.7
Nonfood materials except fuel ³	33.348	158.9	164.1	154.6	23.7	-5.8	10.8	-3.6	-6.0
Manufacturing ³	32.735	146.8	151.6	142.7	24.0	-5.9	10.9	-3.6	-6.1
Construction	0.613	193.9	195.0	193.3	4.7	-.9	.3	.2	-.9
Crude fuel ⁴	26.796	214.0	261.5	247.7	41.3	-5.3	1.9	37.2	-5.3
Manufacturing industries	2.406	202.9	246.8	234.1	40.3	-5.1	1.7	36.1	-5.1
Nonmanufacturing industries	24.390	218.9	267.7	253.5	41.4	-5.3	1.9	37.4	-5.3
Special groupings									
Finished goods, excluding foods	⁵ 78.513	147.3	150.7	149.1	4.4	-1.1	1.8	.5	-.9
Intermediate materials less foods and feeds	⁶ 95.814	145.3	148.1	147.5	9.5	-.4	1.0	.7	-.4
Intermediate foods and feeds	⁶ 4.186	136.3	130.6	131.5	-1.9	.7	-1.9	0	.8
Crude materials less agricultural products ^{3,7}	⁸ 58.184	190.9	213.3	201.1	33.1	-5.7	7.4	12.5	-5.8
Finished energy goods	⁵ 15.868	115.0	120.3	114.5	13.4	-4.8	6.8	1.8	-4.0
Finished goods less energy	⁵ 84.132	151.9	154.3	154.4	2.3	.1	.7	.3	.1
Finished consumer goods less energy	⁵ 58.554	156.6	159.1	159.1	2.3	0	.8	.3	.1
Finished goods less foods and energy	⁵ 62.645	152.2	154.6	154.7	2.2	.1	.3	.2	.1
Finished consumer goods less foods and energy	⁵ 37.066	159.6	162.2	162.2	2.0	0	.2	.2	.1
Consumer nondurable goods less foods and energy	⁵ 21.015	180.8	182.0	182.2	1.8	.1	.2	.2	.1
Intermediate energy goods	⁶ 17.379	127.1	132.6	127.2	14.7	-4.1	4.3	2.3	-3.8
Intermediate materials less energy	⁶ 82.621	147.5	149.2	149.9	7.8	.5	.1	.3	.5
Intermediate materials less foods and energy	⁶ 78.435	148.3	150.4	151.1	8.3	.5	.3	.4	.5
Crude energy materials ³	⁸ 39.753	181.9	210.1	194.7	37.3	-7.3	7.9	17.0	-7.3
Crude materials less energy	⁸ 60.248	144.6	142.3	143.2	5.1	.6	1.6	2.0	1.1
Crude nonfood materials less energy ⁷	⁸ 20.391	200.8	207.0	204.3	20.1	-1.3	5.4	2.5	-1.7

¹ Comprehensive relative importance figures are initially computed after the publication of December indexes and are recalculated after final December indexes are available.

² The indexes for August 2004 have been recalculated to incorporate late reports and corrections by respondents. All indexes are subject to revision 4 months after original publication.

³ Includes crude petroleum.

⁴ Excludes crude petroleum.

⁵ Percent of total finished goods.

⁶ Percent of total intermediate materials.

⁷ Formerly titled "Crude materials for further processing, excluding crude foodstuffs and feedstuffs, plant and animal fibers, oilseeds, and leaf tobacco."

⁸ Percent of total crude materials.

Table 2. Producer price indexes and percent changes for selected commodity groupings by stage of processing
(1982=100 unless otherwise indicated)

Grouping	Commodity code	Unadjusted index			Unadjusted percent change to Dec. 2004 from:		Seasonally adjusted percent change from:		
		Aug. 2004 ¹	Nov. 2004 ¹	Dec. 2004 ¹	Dec. 2003	Nov. 2004	Sep. to Oct.	Oct. to Nov.	Nov. to Dec.
Finished goods		148.5	151.7	150.4	4.1	-0.9	1.7	0.5	-0.7
Finished consumer goods		151.8	155.3	153.5	4.6	-1.2	2.1	.6	-0.9
Finished consumer foods		152.2	154.5	154.5	2.8	0	1.6	.4	.1
Fresh fruits and melons ²	01-11	97.5	107.3	115.9	16.1	8.0	11.3	-17.0	8.0
Fresh and dry vegetables ²	01-13	117.2	183.6	135.2	-13.8	-26.4	34.2	4.4	-26.4
Eggs for fresh use (Dec. 1991=100)	01-71-07	82.4	80.1	96.3	-29.4	20.2	-11.1	-4.8	23.6
Bakery products ²	02-11	196.3	197.5	197.4	1.4	-.1	-.1	.6	-.1
Milled rice ²	02-13	145.9	123.6	123.3	-1.0	-.2	-3.9	-.8	-.2
Pasta products (June 1985=100) ²	02-14-02	128.5	127.2	127.3	.5	.1	.4	.2	.1
Beef and veal ²	02-21-01	138.3	138.7	144.1	-3.7	3.9	3.2	-1.6	3.9
Pork	02-21-04	142.7	139.1	137.3	21.1	-1.3	4.9	3.5	-2.1
Processed young chickens	02-22-03	141.8	125.1	126.2	-.2	.9	-2.8	1.7	2.7
Processed turkeys	02-22-06	110.1	111.3	110.5	9.4	-.7	-1.7	-1.7	1.7
Finfish and shellfish	02-23	206.6	219.7	219.2	14.3	-.2	-.8	8.4	-.6
Dairy products	02-3	153.9	154.5	157.4	9.1	1.9	.2	1.8	2.7
Processed fruits and vegetables ²	02-4	134.6	137.3	138.1	3.0	.6	1.6	.4	.6
Confectionery end products ²	02-55	187.4	192.4	196.6	5.9	2.2	.5	.7	2.2
Soft drinks ²	02-62	156.8	158.2	158.7	3.7	.3	1.5	-.4	.3
Roasted coffee ²	02-63-01	129.7	129.9	129.9	1.6	0	.4	.1	0
Shortening and cooking oils ²	02-78	196.6	184.0	179.6	.1	-2.4	-5.1	-.8	-2.4
Finished consumer goods excluding foods		151.3	155.2	152.8	5.4	-1.5	2.3	.7	-1.3
Alcoholic beverages	02-61	153.1	153.2	153.0	1.2	-.1	-.3	0	-.3
Women's, girls', & infants' apparel (Dec. 2003=100) ²	03-81-06	99.5	100.3	100.3	.3	0	.1	-.1	0
Men's and boys' apparel (Dec. 2003=100) ²	03-81-07	99.7	100.1	99.8	-.2	-.3	.6	0	-.3
Textile housefurnishings ²	03-82	123.4	123.4	123.3	.7	-.1	.2	0	-.1
Footwear ²	04-3	146.2	146.6	146.6	.3	0	0	.2	0
Residential electric power (Dec. 1990=100)	05-41	123.9	121.4	121.6	2.4	.2	2.3	1.2	.5
Residential gas (Dec. 1990=100)	05-51	185.0	198.7	198.3	15.7	-.2	1.0	6.2	-1.6
Gasoline	05-71	128.3	140.3	120.1	27.4	-14.4	17.3	-.7	-11.1
Home heating oil and distillates	05-73-02-01	126.8	146.7	132.1	41.0	-10.0	17.9	-2.3	-8.0
Pharmaceutical preparations (June 2001=100) ²	06-38	112.6	113.3	113.6	4.1	.3	-.1	.3	.3
Soaps and synthetic detergents ²	06-71	132.6	134.0	134.1	1.2	.1	.1	0	.1
Cosmetics and other toilet preparations ²	06-75	140.2	140.5	141.2	.4	.5	.1	0	.5
Tires, tubes, tread, etc ²	07-12	102.9	103.3	103.6	5.0	.3	.3	0	.3
Sanitary paper products ²	09-15-01	148.9	150.9	150.9	.3	0	.5	.7	0
Newspaper circulation ²	09-31-01	233.9	233.9	235.2	1.2	.6	0	0	.6
Periodical circulation	09-32-01	223.1	223.1	222.2	1.6	-.4	.4	.2	-.9
Book publishing	09-33	253.1	256.8	259.2	4.6	.9	-.2	1.3	.4
Household furniture	12-1	160.6	163.5	163.5	3.4	0	.3	1.1	.1
Floor coverings ²	12-3	138.8	143.3	143.0	6.7	-.2	.8	2.8	-.2
Household appliances ²	12-4	101.2	101.7	101.6	-.3	-.1	.2	.2	-.1
Home electronic equipment ²	12-5	64.3	63.2	63.5	-5.5	.5	-.8	0	.5
Household glassware	12-62	171.9	172.1	171.0	1.2	-.6	.2	0	-.5
Household flatware ²	12-64	145.4	145.4	(³)	(³)	(³)	0	0	(³)
Lawn and garden equip., ex. tractors ²	12-66	134.8	135.4	135.7	1.3	.2	-.2	.5	.2
Passenger cars	14-11-01	128.6	134.5	134.0	1.7	-.4	-1.3	.6	-.2
Toys, games, and children's vehicles ²	15-11	125.9	125.9	125.9	1.0	0	-.2	0	0

See footnotes at end of table.

Table 2. Producer price indexes and percent changes for selected commodity groupings by stage of processing—Continued
(1982=100 unless otherwise indicated)

Grouping	Commodity code	Unadjusted index			Unadjusted percent change to Dec. 2004 from:		Seasonally adjusted percent change from:		
		Aug. 2004 ¹	Nov. 2004 ¹	Dec. 2004 ¹	Dec. 2003	Nov. 2004	Sep. to Oct.	Oct. to Nov.	Nov. to Dec.
Finished consumer goods excluding foods—Continued									
Sporting and athletic goods ²	15-12	123.6	124.8	123.9	1.6	-0.7	0.1	-0.2	-0.7
Tobacco products ²	15-2	433.0	434.9	435.2	.3	.1	0	.3	.1
Mobile homes	15-5	188.2	195.4	196.0	13.4	.3	.4	.5	.8
Jewelry, platinum, & karat gold ²	15-94-02	134.7	136.7	137.5	2.3	.6	.5	.4	.6
Costume jewelry and novelties ²	15-94-04	147.8	147.8	147.8	1.7	0	0	0	0
Capital equipment									
		141.2	143.4	143.6	2.4	.1	.4	.2	.1
Agricultural machinery and equipment ²	11-1	165.9	168.7	170.8	5.4	1.2	1.5	-1	1.2
Construction machinery and equipment ²	11-2	159.1	162.8	162.8	6.0	0	2.7	-5	0
Metal cutting machine tools ²	11-37	151.9	152.1	155.0	2.8	1.9	-4	.5	1.9
Metal forming machine tools ²	11-38	172.7	172.7	173.1	3.2	.2	.2	0	2.2
Tools, dies, jigs, fixtures, and ind. molds ²	11-39	139.3	139.2	140.0	.5	.6	.1	-2	.6
Pumps, compressors, and equipment	11-41	168.2	170.7	171.1	4.8	.2	.4	.9	.4
Industrial material handling equipment ²	11-44	144.5	146.0	146.6	6.1	.4	.6	.1	.4
Electronic computers (Dec. 1998=100) ²	11-51	29.6	28.0	27.9	-12.3	-4	-3	-3.1	-4
Textile machinery ²	11-62	157.3	159.1	158.6	.6	-3	-6	-1	-3
Paper industries machinery (June 1982=100) ²	11-64	174.1	174.8	175.1	2.8	.2	.4	-1	.2
Printing trades machinery ²	11-65	143.4	143.8	143.9	.3	.1	-1	0	.1
Transformers and power regulators ²	11-74	135.9	141.0	146.0	10.5	3.5	2.3	.8	3.5
Communication & related equip. (Dec. 1985=100) ²	11-76	103.2	103.7	102.8	-2.3	-9	.1	0	-9
X-ray and electromedical equipment ²	11-79-05	96.8	96.7	97.3	-2.5	.6	1	-2	.6
Oil field and gas field machinery	11-91	143.8	144.9	146.1	3.7	.8	0	1.0	.9
Mining machinery and equipment ²	11-92	164.1	166.9	169.7	8.1	1.7	1.3	.2	1.7
Office and store machines and equipment ²	11-93	114.0	115.1	114.9	1.4	-2	1.1	.1	-2
Commercial furniture ²	12-2	167.3	168.1	168.9	3.7	.5	.2	.6	.5
Light motor trucks	14-11-05	145.7	156.1	155.4	1.0	-4	2.7	-5	-1
Heavy motor trucks ²	14-11-06	156.1	155.6	155.7	2.3	.1	-7	-4	.1
Truck trailers ²	14-14	149.1	154.0	153.2	9.7	-5	.7	2.0	-5
Civilian aircraft (Dec. 1985=100)	14-21-02	194.0	197.0	197.8	7.1	.4	.9	.6	.4
Ships (Dec. 1985=100) ²	14-31	172.1	172.5	173.0	6.2	.3	.1	-1.8	.3
Railroad equipment ²	14-4	143.5	145.1	150.7	9.8	3.9	.3	-3	3.9
Intermediate materials, supplies, and components		144.8	147.2	146.7	9.1	-3	.9	.8	-3
Intermediate foods and feeds		136.3	130.6	131.5	-1.9	.7	-1.9	0	.8
Flour ²	02-12-03	123.9	134.1	131.6	4.9	-1.9	-1.7	3.3	-1.9
Refined sugar and byproducts ²	02-53	121.4	121.3	120.6	-4	-6	.4	-4	-6
Confectionery materials ²	02-54	126.1	125.8	125.5	1.5	-2	-2	1.1	-2
Crude vegetable oils ²	02-72	(³)	(³)	(³)	(³)	(³)	(³)	(³)	(³)
Prepared animal feeds ²	02-9	123.1	110.4	110.8	-10.1	.4	-5.7	-1.0	.4
Intermediate materials less foods and feeds		145.3	148.1	147.5	9.5	-4	1.0	.7	-4
Synthetic fibers ²	03-1	106.9	107.5	107.9	2.1	.4	.4	0	.4
Processed yarns and threads ²	03-2	109.4	109.7	109.2	3.9	-5	5	-3	-5
Gray fabrics ²	03-3	112.5	112.8	112.3	.4	-4	.3	-9	-4
Finished fabrics ²	03-4	121.0	122.9	121.9	1.1	-8	.2	1.5	-8
Industrial textile products ²	03-83-03	132.0	132.5	133.1	2.3	.5	.2	.2	.5
Leather ²	04-2	220.0	220.3	221.1	.9	.4	.1	.3	.4
Liquefied petroleum gas ²	05-32	214.0	240.1	206.5	28.0	-14.0	14.7	4.2	-14.0
Commercial electric power	05-42	149.6	142.0	143.0	3.4	.7	-8	2.9	1.0
Industrial electric power	05-43	154.0	146.5	147.9	3.5	1.0	-2.4	3.5	1.5
Commercial natural gas (Dec. 1990=100)	05-52	197.1	212.1	212.4	17.3	.1	1.8	3.6	-1.1
Industrial natural gas (Dec. 1990=100)	05-53	202.3	220.6	222.6	20.1	.9	-6	5.0	-1.8
Natural gas to electric utilities (Dec. 1990=100)	05-54	170.2	182.3	174.2	12.2	-4.4	-4.0	1.9	-10.5

See footnotes at end of table.

Table 2. Producer price indexes and percent changes for selected commodity groupings by stage of processing—Continued
(1982=100 unless otherwise indicated)

Grouping	Commodity code	Unadjusted index			Unadjusted percent change to Dec. 2004 from:		Seasonally adjusted percent change from:		
		Aug. 2004 ¹	Nov. 2004 ¹	Dec. 2004 ¹	Dec. 2003	Nov. 2004	Sep. to Oct.	Oct. to Nov.	Nov. to Dec.
Intermediate materials less foods and feeds—Continued									
Jet fuels	05-72-03	128.6	143.7	110.1	27.1	-23.4	17.2	4.4	-23.0
No. 2 Diesel fuel	05-73-03	135.1	159.7	135.3	37.9	-15.3	21.4	-1.8	-8.3
Residual fuels ²	05-74	99.7	108.8	105.3	1.0	-3.2	.7	7.4	-3.2
Industrial chemicals ²	06-1	168.1	177.9	177.3	23.9	-.3	.9	1.9	-.3
Prepared paint	06-21	176.1	179.4	179.5	4.1	.1	1.5	.6	.2
Paint materials ²	06-22	180.5	185.4	188.6	10.0	1.7	1.6	1.0	1.7
Medicinal and botanical chemicals ²	06-31	134.3	134.1	134.2	-1.6	.1	-.2	.1	.1
Fats and oils, inedible	06-4	144.2	125.3	128.6	-15.3	2.6	-9.9	-6.3	-1.9
Mixed fertilizers	06-51	127.5	132.5	133.3	10.2	.6	2.6	.8	.7
Nitrogenates	06-52-01	170.5	180.8	182.6	18.5	1.0	3.5	2.1	-1.1
Phosphates ²	06-52-02	118.4	125.6	126.4	13.2	.6	1.0	3.1	.6
Other agricultural chemicals ²	06-53	149.2	148.9	149.4	.7	.3	.7	-.1	.3
Plastic resins and materials ²	06-6	164.9	178.2	186.2	29.3	4.5	1.9	4.1	4.5
Synthetic rubber ²	07-11-02	133.7	138.8	141.6	12.5	2.0	.4	1.7	2.0
Plastic construction products	07-21	146.0	149.3	148.1	6.7	-.8	.5	.6	-.3
Unsupported plastic film, sheet, & other shapes ²	07-22	148.7	152.8	156.3	9.1	2.3	2.4	-1.6	2.3
Plastic parts and components for manufacturing ²	07-26	116.5	117.3	117.9	.9	.5	-.6	.9	.5
Softwood lumber ²	08-11	231.7	194.3	195.6	9.6	.7	-9.4	-8.0	.7
Hardwood lumber ²	08-12	201.5	200.7	199.0	2.8	-.8	-.4	-.1	-.8
Millwork	08-2	194.9	195.6	195.9	6.5	.2	.1	.3	.3
Plywood ²	08-3	203.1	174.1	185.5	-3.4	6.5	-9.2	-8.0	6.5
Woodpulp ²	09-11	137.3	135.4	134.1	7.2	-1.0	1.1	-2.9	-1.0
Paper ²	09-13	150.2	153.5	156.0	7.0	1.6	.6	.7	1.6
Paperboard ²	09-14	178.5	180.0	179.4	12.3	-.3	-.3	.2	-.3
Paper boxes and containers ²	09-15-03	181.8	184.3	184.0	7.1	-.2	1.5	-.1	-.2
Building paper and board ²	09-2	194.2	163.2	175.1	-1.7	7.3	-12.8	-8.3	7.3
Commercial printing (June 1982=100) ²	09-37	159.2	160.5	160.4	1.2	-.1	-.1	.1	-.1
Foundry and forge shop products	10-15	145.0	149.8	150.1	8.5	.2	1.2	1.2	.2
Steel mill products	10-17	157.9	165.2	166.1	48.3	.5	1.7	1.6	.9
Primary nonferrous metals ²	10-22	132.9	141.7	144.0	24.8	1.6	7.6	-.8	1.6
Aluminum mill shapes ²	10-25-01	150.4	154.0	157.2	9.9	2.1	-6.6	.2	2.1
Copper and brass mill shapes ²	10-25-02	200.9	206.9	212.1	29.3	2.5	4.1	-1.6	2.5
Nonferrous wire and cable ²	10-26	153.1	156.3	158.7	13.4	1.5	2.7	1.0	1.5
Metal containers ²	10-3	116.9	118.3	120.3	9.1	1.7	.2	.3	1.7
Hardware ²	10-4	161.9	163.4	163.5	4.1	.1	.5	.1	.1
Plumbing fixtures and brass fittings	10-5	189.8	191.7	192.0	4.3	.2	.1	.9	.2
Heating equipment ²	10-6	170.5	172.7	173.5	5.9	.5	.7	-.1	.5
Fabricated structural metal products ²	10-7	168.6	171.7	172.1	17.7	.2	.5	.6	.2
Fabricated ferrous wire products (June 1982=100) ²	10-88	155.3	155.2	156.1	17.0	.6	-1.3	-.3	.6
Other misc. metal products ²	10-89	133.2	134.7	134.9	5.8	.1	.2	0	.1
Mechanical power transmission equipment	11-45	181.4	182.1	182.3	5.2	.1	0	.2	-.1
Air conditioning and refrigeration equipment ²	11-48	139.9	141.3	141.9	3.3	.4	.1	.6	.4
Metal valves, ex. fluid power (Dec. 1982=100)	11-49-02	178.9	179.4	179.5	5.6	.1	-.1	.2	.2
Ball and roller bearings ²	11-49-05	178.0	178.9	179.5	5.0	.3	0	.3	.3
Wiring devices ²	11-71	173.9	171.9	172.0	12.3	.1	-.1	-1.9	.1
Motors, generators, motor generator sets	11-73	150.9	151.7	152.9	3.7	.8	.1	.8	.7
Switchgear, switchboard, etc., equipment	11-75	164.8	164.5	165.5	3.4	.6	-.5	-.7	.7
Electronic components and accessories ²	11-78	88.3	88.5	88.3	-1.6	-.2	.2	-.2	-.2
Internal combustion engines ²	11-94	145.8	146.0	146.2	.7	.1	-.1	.2	.1
Machine shop products ²	11-95	145.7	146.8	146.6	3.8	-.1	.2	.5	-.1
Flat glass ²	13-11	108.0	108.2	108.7	-1.6	.5	-.3	.2	.5
Cement	13-22	159.2	161.5	162.1	7.5	.4	.1	.5	.9
Concrete products	13-3	162.1	166.0	166.8	7.8	.5	-.4	.7	.4
Asphalt felts and coatings	13-6	117.7	122.2	123.5	6.1	1.1	-.5	3.3	2.0

See footnotes at end of table.

Table 2. Producer price indexes and percent changes for selected commodity groupings by stage of processing—Continued
(1982=100 unless otherwise indicated)

Grouping	Commodity code	Unadjusted index			Unadjusted percent change to Dec. 2004 from:		Seasonally adjusted percent change from:		
		Aug. 2004 ¹	Nov. 2004 ¹	Dec. 2004 ¹	Dec. 2003	Nov. 2004	Sep. to Oct.	Oct. to Nov.	Nov. to Dec.
Intermediate materials less foods and feeds—Continued									
Gypsum products ²	13-7	210.8	211.7	212.2	20.1	0.2	-0.7	-0.4	0.2
Glass containers ²	13-8	144.7	145.2	145.2	3.1	0	0	0	0
Motor vehicle parts ²	14-12	112.1	112.3	112.6	.9	.3	.1	.1	.3
Aircraft engines & engine parts (Dec. 1985=100)	14-23	163.7	163.7	163.7	4.5	0	.2	-.1	.1
Aircraft parts & aux.equip.,nec (June 1985=100) ²	14-25	151.9	152.0	152.0	1.3	0	.9	-.1	0
Photographic supplies ²	15-42	114.1	114.8	114.8	-1.3	0	0	0	0
Medical/surgical/personal aid devices ²	15-6	158.5	158.3	159.6	2.4	.8	.1	.2	.8
Crude materials for further processing		162.2	171.9	166.5	18.0	-3.1	4.3	8.7	-2.9
Crude foodstuffs and feedstuffs		124.8	119.3	121.6	-2.5	1.9	-.8	1.8	2.9
Wheat ²	01-21	95.3	108.8	105.2	-4.9	-3.3	-2.2	7.0	-3.3
Corn ²	01-22-02	91.2	69.6	75.6	-22.9	8.6	-16.5	-3.1	8.6
Slaughter cattle ²	01-31	128.4	122.8	126.1	-10.9	2.7	-1.2	-2.8	2.7
Slaughter hogs	01-32	97.9	91.2	90.1	48.7	-1.2	3.5	16.4	-.8
Slaughter broilers/fryers	01-41-02	195.2	167.9	169.0	4.3	.7	2.6	-.3	4.0
Slaughter turkeys	01-42	131.1	141.7	134.8	21.7	-4.9	-2.9	-1.6	3.5
Fluid milk	01-6	112.2	118.3	123.6	19.8	4.5	.8	5.8	5.1
Soybeans ²	01-83-01-31	99.1	85.7	94.3	-29.7	10.0	-12.3	1.8	10.0
Cane sugar, raw (Dec. 2003=100) ²	02-52-01-03	98.2	99.0	99.0	-1.0	0	-2.2	.5	0
Crude nonfood materials		186.6	208.1	196.6	31.5	-5.5	7.1	12.3	-5.7
Raw cotton ²	01-51	72.1	70.7	68.8	-35.5	-2.7	-12.3	.1	-2.7
Leaf tobacco ²	01-92	103.5	116.4	120.5	3.8	3.5	1.4	3.9	3.5
Hides and skins (June 2001=100) ²	04-1	192.7	192.0	191.7	.4	-.2	-.2	-1.2	-.2
Coal ²	05-1	108.9	109.9	110.8	10.7	.8	-1.9	0	.8
Natural gas ²	05-31	249.8	313.2	294.4	46.8	-6.0	2.7	43.7	-6.0
Crude petroleum ²	05-61	119.3	123.7	108.4	30.1	-12.4	18.4	-11.1	-12.4
Logs, timber, etc	08-5	194.7	195.6	194.4	3.2	-.6	0	.3	-.8
Wastepaper ²	09-12	237.2	238.2	239.7	17.4	.6	1.5	-.8	.6
Iron ore ²	10-11	98.3	98.3	107.8	11.7	9.7	0	0	9.7
Iron and steel scrap	10-12	368.3	386.2	349.4	48.6	-9.5	15.4	8.0	-10.8
Nonferrous metal ores (Dec. 1983=100) ²	10-21	116.0	123.4	135.7	49.0	10.0	4.1	1.5	10.0
Copper base scrap ²	10-23-01	181.1	199.5	206.7	35.5	3.6	8.3	.3	3.6
Aluminum base scrap	10-23-02	189.8	196.5	200.2	12.3	1.9	3.1	.5	1.0
Construction sand, gravel, and crushed stone	13-21	184.4	185.3	185.6	4.2	.2	.7	.4	.2

¹ The indexes for August 2004 have been recalculated to incorporate late reports and corrections by respondents. All indexes are subject to revision 4 months after original publication.

² Not seasonally adjusted.

³ Not available.

Table 3. Producer price indexes for selected stage-of-processing groupings, seasonally adjusted
(1982=100)

Year and month	Index									
	Finished goods	Finished consumer foods	Finished consumer goods excluding foods	Capital equipment	Intermediate materials	Intermediate foods and feeds	Intermediate materials excluding foods	Crude materials	Crude foodstuffs and feedstuffs	Crude nonfood materials
2000:										
January.....	135.1	135.6	134.0	138.2	126.3	109.7	127.3	106.7	98.7	108.4
February.....	136.5	136.5	136.2	138.2	127.4	110.6	128.3	111.2	99.6	115.1
March.....	137.2	136.5	137.5	138.4	128.4	111.6	129.3	113.3	102.4	116.7
April.....	136.9	137.7	136.4	138.4	128.3	112.5	129.2	111.5	103.9	112.7
May.....	137.1	138.1	136.5	138.7	128.3	113.6	129.1	115.1	103.4	119.1
June.....	138.3	137.4	138.9	138.8	129.4	113.3	130.3	124.8	100.5	137.0
July.....	138.3	137.2	138.9	139.0	129.7	112.2	130.7	122.0	97.9	134.1
August.....	138.0	136.6	138.5	139.0	129.4	109.9	130.5	117.6	94.0	129.6
September.....	139.1	136.8	140.4	139.3	130.3	110.4	131.4	125.3	96.1	140.9
October.....	139.4	137.7	140.8	139.1	130.7	110.9	131.8	130.2	99.0	146.9
November.....	140.1	138.3	141.6	139.4	130.6	111.6	131.7	129.0	101.3	143.3
December.....	140.1	138.1	141.6	139.5	131.0	113.9	132.0	141.3	106.1	160.4
2001:										
January.....	141.6	139.1	144.1	139.8	132.0	115.4	133.0	165.6	106.9	199.9
February.....	142.0	140.5	144.2	139.3	131.8	114.5	132.8	141.9	106.2	161.4
March.....	141.4	141.6	142.6	139.6	131.1	114.7	132.1	132.5	110.0	143.3
April.....	142.1	142.2	143.5	139.8	131.0	114.7	131.9	133.2	109.8	144.6
May.....	142.4	142.2	144.2	139.6	131.1	115.4	132.0	130.6	108.8	140.8
June.....	141.9	141.7	143.3	139.8	131.0	116.3	131.8	119.9	108.2	123.5
July.....	140.2	141.0	140.4	140.1	129.5	116.7	130.2	113.1	108.1	112.5
August.....	140.6	141.9	140.8	140.1	129.2	118.7	129.8	112.3	107.4	111.5
September.....	141.3	142.3	141.8	140.2	129.3	117.6	130.0	106.9	107.0	102.9
October.....	139.0	141.8	138.1	139.3	127.6	116.9	128.2	97.4	103.4	89.7
November.....	138.4	140.9	137.2	139.5	126.8	115.4	127.5	102.7	99.4	101.2
December.....	137.7	140.7	136.0	139.6	125.9	114.3	126.6	95.7	98.1	90.6
2002:										
January.....	137.7	141.5	135.8	139.4	125.5	113.9	126.2	99.7	101.4	95.0
February.....	138.1	142.9	136.0	139.5	125.4	114.1	126.0	98.7	103.6	91.3
March.....	139.1	143.9	137.5	139.5	126.3	114.7	127.0	103.9	103.4	100.8
April.....	139.1	139.5	139.4	139.3	127.4	114.1	128.1	108.4	97.1	113.8
May.....	138.5	139.3	138.3	139.2	127.0	113.1	127.8	109.3	97.0	115.4
June.....	138.8	139.6	138.7	139.3	127.3	114.2	128.1	105.1	95.6	109.1
July.....	138.6	139.5	138.7	138.8	127.7	115.5	128.4	106.1	96.7	110.1
August.....	138.6	138.8	139.0	138.7	128.2	116.3	128.9	108.1	98.7	112.0
September.....	139.0	138.2	139.8	139.0	129.0	117.4	129.7	110.4	99.5	115.4
October.....	140.0	138.8	141.3	139.2	129.9	117.0	130.6	112.5	99.5	119.2
November.....	139.7	139.3	140.7	139.0	129.9	117.5	130.6	116.7	100.5	125.8
December.....	139.3	139.7	139.8	138.8	129.7	119.0	130.3	119.2	102.4	128.6
2003:										
January.....	141.1	142.3	142.2	139.1	131.1	120.7	131.7	127.9	107.0	140.3
February.....	142.8	142.8	145.2	139.0	133.6	121.7	134.3	134.5	107.6	151.6
March.....	144.6	143.2	148.1	139.8	136.4	121.4	137.2	152.3	106.2	184.2
April.....	142.5	144.3	144.0	139.1	133.2	121.6	133.9	128.2	107.7	140.3
May.....	141.9	144.5	142.8	139.2	132.3	123.0	132.9	130.1	109.7	142.1
June.....	142.7	145.1	144.0	139.2	133.1	125.2	133.6	135.7	108.8	152.7
July.....	142.8	144.7	144.3	139.4	133.3	124.1	133.9	131.9	106.1	148.2
August.....	143.5	145.8	145.0	139.7	134.1	124.4	134.6	130.6	110.0	142.6
September.....	143.8	147.5	145.0	139.6	134.0	127.8	134.4	134.1	117.7	142.8
October.....	144.7	150.5	145.4	140.0	134.4	131.3	134.6	137.9	127.7	141.4
November.....	144.5	150.1	145.0	140.1	134.4	134.7	134.5	137.9	126.9	142.1
December.....	144.8	150.4	145.6	139.9	134.9	134.3	135.0	142.6	127.3	150.1
2004:										
January.....	145.7	148.4	148.0	140.2	136.1	132.5	136.4	148.4	118.7	167.1
February.....	145.8	149.0	148.1	139.9	137.4	134.2	137.6	150.7	123.8	167.1
March.....	146.7	151.2	148.6	140.4	138.5	137.5	138.6	153.1	132.3	164.6
April.....	147.7	153.1	149.6	140.5	140.4	143.9	140.4	155.9	136.6	166.2
May.....	148.6	155.4	150.4	140.9	141.8	148.0	141.7	160.9	139.5	172.6
June.....	148.3	154.8	149.8	141.4	142.5	145.0	142.5	162.1	135.4	177.8
July.....	148.3	152.0	150.8	141.3	143.2	142.0	143.4	161.5	128.8	182.2
August.....	148.3	151.6	150.9	141.7	144.8	135.7	145.4	161.3	123.0	186.4
September.....	148.5	151.6	151.0	142.1	145.1	133.1	145.8	153.1	120.4	174.0
October.....	151.0	154.1	154.5	142.7	146.4	130.6	147.3	159.7	119.4	186.4
November.....	151.8	154.7	155.6	143.0	147.5	130.6	148.4	173.6	121.5	209.3
December.....	150.8	154.8	153.6	143.2	147.0	131.7	147.8	168.5	125.0	197.4

NOTE: All seasonally adjusted indexes are subject to change up to 5 years after original publication due to the recalculation of seasonal factors each January. The indexes for

August 2004 have been recalculated to incorporate late reports and corrections by respondents.

Table 4. Producer price indexes for the net output of selected industries and industry groups, not seasonally adjusted

Industry ¹	Industry code	Index base	Index			Percent change to Dec. 2004 from:	
			Aug. 2004 ²	Nov. 2004 ²	Dec. 2004 ²	Dec. 2003	Nov. 2004
Total mining industries		12/84	159.3	180.5	170.0	31.8	-5.8
Oil and gas extraction	211	12/85	202.7	237.5	216.7	39.7	-8.8
Mining (except oil & gas)	212	12/03	110.4	112.7	116.1	16.1	3.0
Mining support activities	213	12/03	105.3	112.7	113.1	13.1	.4
Total manufacturing industries		12/84	143.7	146.0	144.7	5.1	-9
Food mfg	311	12/84	144.6	142.9	144.0	2.1	.8
Beverage & tobacco mfg	312	12/03	101.1	101.6	101.7	1.7	.1
Textile mills	313	12/03	101.2	102.0	101.6	1.6	-4
Textile product mills	314	12/03	102.2	103.6	103.6	3.6	0
Apparel manufacturing	315	12/03	99.7	100.1	100.1	.1	0
Leather & allied product mfg	316	12/84	143.6	143.9	144.1	.5	.1
Wood products manufacturing	321	12/03	109.8	105.0	106.0	6.0	1.0
Paper manufacturing	322	12/03	104.4	105.7	106.0	6.0	.3
Printing and related support activities	323	12/03	101.3	102.1	102.0	2.0	-1
Petroleum and coal products mfg	324	12/84	155.6	170.6	148.5	26.4	-13.0
Chemical mfg	325	12/84	173.8	178.3	180.2	9.0	1.1
Plastics and rubber products mfg	326	12/84	131.7	134.7	135.9	5.5	.9
Nonmetallic mineral product mfg	327	12/84	144.0	145.4	145.9	5.3	.3
Primary metal mfg	331	12/84	148.3	154.1	154.9	27.6	.5
Fabricated metal product mfg	332	12/84	143.4	145.2	145.5	8.8	.2
Machinery mfg	333	12/03	102.3	103.2	103.5	3.5	.3
Computer & electronic product mfg	334	12/03	98.9	98.6	98.4	-1.6	-2
Electrical equip, appliance & component mfg	335	12/03	103.8	104.4	105.0	5.0	.6
Transportation equipment mfg	336	12/03	99.8	102.7	102.8	2.8	.1
Furniture & related product mfg	337	12/84	152.7	154.6	155.0	5.0	.3
Miscellaneous mfg	339	12/03	101.4	101.6	102.1	2.1	.5
Retail trade industries							
Motor vehicle and parts dealers	441	12/03	103.8	104.0	104.3	4.3	.3
Furniture and home furnishings stores	442	12/03	102.8	105.1	104.1	4.1	-1.0
Electronics and appliance stores	443	12/03	98.7	97.9	93.8	-6.2	-4.2
Bldg material and garden equip and supp dealers	444	12/03	111.5	107.9	108.9	8.9	.9
Food and beverage stores	445	12/99	121.1	123.8	127.7	7.4	3.2
Health and personal care stores	446	12/03	105.6	104.6	107.7	7.7	3.0
Gasoline stations	447	06/01	48.6	52.0	62.5	30.5	20.2
Clothing and clothing accessories stores	448	12/03	102.1	101.4	99.7	-3	-1.7
Sporting goods hobby, book and music stores	451	12/03	95.4	95.6	95.0	-5.0	-6
General merchandise stores	452	12/03	104.6	102.7	101.8	1.8	-9
Nonstore retailers	454	12/03	102.0	111.7	117.5	17.5	5.2
Transportation and warehousing							
Air transportation	481	12/92	163.4	160.4	163.0	.2	1.6
Rail transportation	482	12/96	113.5	115.5	117.2	6.9	1.5
Water transportation	483	12/03	102.1	103.4	103.5	3.5	.1
Truck transportation	484	12/03	103.7	105.4	105.3	5.3	-1
Pipeline transportation of crude oil	486110	06/86	116.6	116.6	116.6	5.1	0
Pipeline transportation of refined petroleum products	486910	06/86	117.3	117.4	117.4	2.6	0
Transportation support activities	488	12/03	101.6	102.5	102.4	2.4	-1
Postal service	491	06/89	155.0	155.0	155.0	0	0

See footnotes at end of the table.

Table 4. Producer price indexes for the net output of selected industries and industry groups, not seasonally adjusted

—Continued

Industry ¹	Industry code	Index base	Index			Percent change to Dec. 2004 from:	
			Aug. 2004 ²	Nov. 2004 ²	Dec. 2004 ²	Dec. 2003	Nov. 2004
Couriers and messengers	492	12/03	106.0	106.8	107.2	7.2	0.4
Utilities							
Utilities	221	12/03	107.4	108.5	108.5	8.5	0
Health care and social assistance							
Offices of physicians	6211	12/96	114.3	114.4	114.4	1.4	0
Medical and diagnostic laboratories	6215	12/03	100.1	100.1	100.1	.1	0
Home health care services	6216	12/96	119.7	120.0	120.1	.9	.1
Hospitals	622	12/92	141.6	143.3	143.6	4.4	.2
Nursing care facilities	6231	12/03	103.0	103.6	103.3	3.3	-3
Residential mental retardation facilities	62321	12/03	102.1	102.0	101.9	1.9	-1
Other services industries							
Publishing industries, except Internet	511	12/03	101.5	102.0	101.7	1.7	-3
Broadcasting, except Internet	515	12/03	100.9	105.5	104.9	4.9	-6
Telecommunications	517	12/03	99.9	99.0	98.9	-1.1	-1
Data processing and related services	5182	12/03	99.0	98.5	98.5	-1.5	0
Security, commodity contracts and like activity	523	12/03	104.1	105.3	106.0	6.0	.7
Insurance carriers and related activities	524	12/03	102.3	102.6	102.7	2.7	.1
Lessors of nonres bldg (exc miniwarehouse)	53112	12/03	104.0	104.2	103.1	3.1	-1.1
Offices of real estate agents and brokers	5312	12/03	101.0	99.6	100.1	.1	.5
Automotive equipment rental and leasing	5321	06/01	110.8	107.9	108.5	-.5	.6
Legal services	5411	12/96	131.5	132.1	132.0	4.3	-1
Offices of certified public accountants	541211	12/03	101.4	102.3	102.1	2.1	-2
Architectural, engineering and related services	5413	12/96	127.0	127.3	127.4	1.7	.1
Advertising agencies	54181	12/03	100.3	100.7	100.6	.6	-1
Employment services	5613	12/96	114.6	115.2	114.1	1.8	-1.0
Travel agencies	56151	12/03	94.7	96.4	96.1	-3.9	-3
Janitorial services	56172	12/03	101.1	101.3	101.1	1.1	-2
Waste collection	5621	12/03	101.4	101.4	101.5	1.5	.1
Accommodation	721	12/96	127.0	124.7	122.6	1.7	-1.7

¹ Indexes in this table are derived from the net-output-weighted industry price indexes shown in table 5. Because of differences in coverage and aggregation methodology, they will generally not match the movements of similarly titled indexes which are derived from traditional commodity groupings shown in table 6.

² Data for August 2004 have been revised to reflect the availability of late reports and corrections by

respondents. All data are subject to revision 4 months after original publication. Data are not seasonally adjusted.

³ Not available.

Note: NAICS 2002 replaced the SIC system beginning with the release of PPI data for January 2004. See <http://www.bls.gov/ppi/ppinaics.htm> for details.

Table 5. Producer price indexes for the net output of selected industries and their products, not seasonally adjusted

Industry and product ¹	Industry code	Product code	Index base	Index			Percent change to Dec. 2004 from:	
				Aug. 2004 ²	Nov. 2004 ²	Dec. 2004 ²	Dec. 2003	Nov. 2004
Logging	1133		12/81	175.5	177.3	176.9	2.1	-0.2
Logging	11331		12/81	175.5	177.3	176.9	2.1	-.2
Logging	113310		12/81	175.6	177.5	177.0	2.1	-.3
Primary products		113310-P	12/81	182.6	184.5	184.0	2.2	-.3
Softwood logs and bolts		113310-1	12/81	217.1	218.7	215.6	5.2	-1.4
Hardwood logs and bolts		113310-3	12/81	137.0	134.4	134.1	2.3	-.2
Pulpwood		113310-5	12/81	87.3	91.4	92.8	-3.0	1.5
Other roundwood products, nec		113310-7	06/82	103.1	102.6	102.5	-.8	-.1
Receipts for contract logging of timber owned by others		113310-9	12/81	120.1	121.2	122.4	-.3	1.0
Secondary products and miscellaneous receipts		113310-SM						
Total mining industries			12/84	159.3	180.5	170.0	31.8	-5.8
Oil and gas extraction	211		12/85	202.7	237.5	216.7	39.7	-8.8
Oil and gas extraction	2111		12/85	202.7	237.5	216.7	39.7	-8.8
Crude petroleum & natural gas extraction	211111		06/02	192.7	221.3	206.9	42.4	-6.5
Primary products		211111-P	06/84	173.3	199.1	186.3	42.6	-6.4
Crude petroleum		211111-1	06/84	129.9	134.7	118.1	30.2	-12.3
Natural gas (from the well head)		211111-5	06/84	217.7	272.7	267.7	52.8	-1.8
Secondary products and miscellaneous receipts		211111-SM						
Secondary products		211111-S	06/02	221.2	254.2	221.4	28.1	-12.9
Natural gas liquid extraction	211112		06/02	228.0	276.9	241.7	34.7	-12.7
Primary products		211112-P	06/02	228.4	277.3	242.1	34.8	-12.7
Natural gas liquids		211112-2	06/84	226.2	253.9	218.3	28.0	-14.0
Isopentane and natural gasoline		211112-221	06/84	205.4	220.1	192.6	29.3	-12.5
Propane		211112-231	06/84	251.3	254.4	230.2	24.8	-9.5
Butane		211112-232	06/84	174.1	192.6	168.7	21.5	-12.4
Ethane, gas mixtures, and other natural gas liquids		211112-298	06/96	296.9	362.3	298.3	32.9	-17.7
Natural gas residue (from gas processors)		211112-3	06/84	256.3	321.9	282.8	37.7	-12.1
Secondary products and miscellaneous receipts		211112-SM						
Mining (except oil & gas)	212		12/03	110.4	112.7	116.1	16.1	3.0
Coal mining	2121		12/85	104.6	105.8	106.4	11.1	.6
Coal mining	21211		12/01	112.7	114.0	114.7	11.1	.6
Bituminous coal & lignite surface mining	212111		12/01	106.9	109.2	109.9	8.4	.6
Primary products		212111-P	12/01	106.9	109.2	109.9	8.4	.6
Unprepared (raw) bituminous coal and lignite shipped from surface operations		212111-1	12/01	111.6	111.7	111.3	13.1	-.4
For use without preparation		212111-101	12/01	110.3	110.1	109.4	9.1	-.6
For preparation at other establishments		212111-103	12/01	112.0	112.3	112.1	14.9	-.2
Prepared bituminous coal and lignite from surface operations		212111-2	12/01	106.2	108.9	109.7	7.7	.7
Mechanically cleaned by wet-washing, pneumatic, or other methods		212111-201	12/01	104.8	108.8	109.5	9.3	.6
Other preparation only: bituminous coal		212111-217	12/01	109.5	110.7	110.7	8.5	0
Other preparation only: subbituminous coal		212111-218	12/01	112.5	111.7	114.1	7.0	2.1
Other preparation only: lignite		212111-219	12/01	89.7	97.2	97.7	-2.8	.5
Secondary products and miscellaneous receipts		212111-SM						
Miscellaneous receipts		212111-M	12/01	103.2	105.7	103.8	2.7	-1.8
Secondary products		212111-S	12/01	101.6	105.0	112.3	12.0	7.0
Bituminous coal underground mining	212112		12/01	119.5	119.6	120.3	14.4	.6
Primary products		212112-P	12/01	119.5	119.5	120.2	14.3	.6
Unprepared (raw) bituminous coal shipped from underground operations		212112-1	12/01	122.4	119.8	124.6	16.1	4.0
Prepared bituminous coal shipped from underground operations		212112-2	12/01	118.8	119.4	119.1	13.8	-.3
Mechanically cleaned by wet-washing, pneumatic, or other methods		212112-201	12/01	116.9	117.6	117.2	11.5	-.3
Other preparation only, such as mechanical crushing, screening, or sizing		212112-217	12/01	134.8	134.8	134.8	32.2	0
Secondary products and miscellaneous receipts		212112-SM						
Secondary products		212112-S	12/01	123.8	125.2	125.2	23.5	0
Anthracite mining	212113		12/79	179.9	191.4	192.1	13.7	.4
Primary products		212113-P	12/79	178.7	190.1	190.8	13.7	.4
Run-of-mine (raw) anthracite		212113-1	12/79	155.6	158.7	160.7	5.4	1.3
Processed anthracite		212113-3	12/79	186.0	201.0	201.0	17.1	0
Metal ore mining	2122		12/84	113.8	120.2	132.0	43.3	9.8
Iron ore mining	21221		12/84	97.3	97.3	106.5	11.5	9.5
Iron ore mining	212210		12/84	97.3	97.3	106.5	11.5	9.5
Primary products		212210-P	12/84	99.7	99.7	109.2	11.7	9.5

See footnotes at end of table.

Table 5. Producer price indexes for the net output of selected industries and their products, not seasonally adjusted

—Continued

Industry and product ¹	Industry code	Product code	Index base	Index			Percent change to Dec. 2004 from:	
				Aug. 2004 ²	Nov. 2004 ²	Dec. 2004 ²	Dec. 2003	Nov. 2004
Iron ore mining—Continued								
Iron ores		212210-8	12/97	103.3	103.3	113.2	11.6	9.6
Gold ore & silver ore mining	21222		12/84	80.3	86.5	88.2	8.9	2.0
Gold ore mining	212221		06/85	118.2	127.3	129.7	8.0	1.9
Primary products		212221-P	06/85	118.1	127.1	129.5	7.8	1.9
Gold mill bullion and placer gold		212221-3	06/85	121.8	131.1	133.6	7.7	1.9
Secondary products and miscellaneous receipts		212221-SM						
Copper, nickel, lead & zinc mining	21223		06/88	155.9	156.5	179.0	64.7	14.4
Copper ore & nickel ore mining	212234		06/88	159.1	159.8	184.7	69.9	15.6
Primary products		212234-P	12/03	147.1	147.6	171.0	71.0	15.9
Copper concentrates		212234-3	06/01	201.3	(³)	(³)	(³)	(³)
Copper precipitates and electrowon copper		212234-5	06/01	177.8	188.0	190.0	(³)	1.1
Secondary products and miscellaneous receipts		212234-SM						
Other metal ore mining	21229		12/85	82.8	102.7	118.4	193.1	15.3
Other metal ore mining	212290		12/85	273.5	339.0	391.0	193.3	15.3
Primary products		212290-P	12/03	208.3	259.3	299.8	199.8	15.6
Other metal ore mining		212290-1	12/03	208.3	259.3	299.8	199.8	15.6
Secondary products and miscellaneous receipts		212290-SM						
Nonmetallic mineral mining & quarrying	2123		12/84	151.9	152.9	153.9	4.7	.7
Stone mining & quarrying	21231		12/84	167.3	167.7	167.9	4.0	.1
Dimension stone mining and quarrying	212311		06/85	173.4	174.8	174.8	2.8	0
Primary products		212311-P	06/85	169.7	171.1	171.1	2.8	0
Dimension stone mining and quarrying		212311-2	06/85	169.7	171.1	171.1	2.8	0
Crushed and broken limestone mining and quarrying	212312		12/83	166.6	167.1	167.6	4.3	.3
Primary products		212312-P	12/83	168.3	168.8	169.3	4.2	.3
Crushed and broken limestone mining and quarrying		212312-3	12/83	168.3	168.8	169.3	4.2	.3
Secondary products and miscellaneous receipts		212312-SM						
Secondary products		212312-S	12/83	141.3	142.7	144.4	7.3	1.2
Crushed and broken granite mining and quarrying	212313		12/83	205.3	205.2	205.2	3.2	0
Primary products		212313-P	12/83	206.0	206.0	205.9	3.2	0
Crushed and broken granite mining and quarrying		212313-2	12/83	206.0	206.0	205.9	3.2	0
Secondary products and miscellaneous receipts		212313-SM						
Secondary products		212313-S	12/83	158.3	153.9	(³)	(³)	(³)
Other crushed and broken stone mining and quarrying	212319		12/83	171.8	171.8	171.6	4.2	-.1
Primary products		212319-P	12/83	170.7	172.3	172.1	4.4	-.1
Other crushed and broken stone mining and quarrying		212319-1	12/83	170.7	172.3	172.1	4.4	-.1
Secondary products and miscellaneous receipts		212319-SM						
Secondary products		212319-S	12/83	182.5	168.8	168.6	4.3	-.1
Sand/gravel/clay/refractory minerals mining	21232		12/03	102.7	103.7	103.9	3.9	.2
Construction sand and gravel mining	212321		06/82	196.0	197.8	198.2	4.9	.2
Primary products		212321-P	06/82	196.6	198.5	198.8	4.9	.2
Construction sand		212321-3	06/82	199.1	201.6	201.7	4.9	0
Northeastern Region		212321-3A	06/82	172.8	172.8	173.2	1.3	.2
North Central Region		212321-3B	06/82	182.5	183.5	184.1	6.7	.3
Southern Region		212321-3C	06/82	205.2	207.4	205.9	2.5	-.7
Western Region		212321-3D	06/82	221.2	226.3	226.7	6.3	.2
Mountain		212321-38	06/82	131.9	131.9	131.9	1.4	0
Pacific		212321-39	06/82	258.1	267.5	268.3	9.2	.3
Construction gravel		212321-5	06/82	194.7	195.9	196.4	4.7	.3
Northeastern Region		212321-5A	06/82	180.6	183.1	182.8	5.5	-.2
North Central Region		212321-5B	06/82	185.2	186.4	186.9	4.1	.3
Southern Region		212321-5C	06/82	183.4	185.3	184.5	6.3	-.4
Western Region		212321-5D	06/82	203.5	203.9	205.4	4.1	.7
Mountain		212321-58	06/82	209.5	209.5	209.5	1.4	0
Pacific		212321-59	06/82	198.2	198.8	201.0	5.6	1.1
Secondary products and miscellaneous receipts		212321-SM						
Miscellaneous receipts		212321-M	06/82	228.4	229.8	233.7	7.8	1.7
Secondary products		212321-S	06/82	161.8	163.6	163.7	4.4	.1
Industrial sand mining	212322		06/82	166.2	171.5	171.5	3.7	0
Primary products		212322-P	06/82	166.3	171.9	171.9	3.8	0
Industrial glass sand		212322-1	06/82	163.6	172.3	172.3	5.3	0
Industrial molding sand		212322-5	06/82	194.7	199.2	199.4	3.4	.1

See footnotes at end of table.

Table 5. Producer price indexes for the net output of selected industries and their products, not seasonally adjusted

—Continued

Industry and product ¹	Industry code	Product code	Index base	Index			Percent change to Dec. 2004 from:	
				Aug. 2004 ²	Nov. 2004 ²	Dec. 2004 ²	Dec. 2003	Nov. 2004
Industrial sand mining—Continued								
Other industrial sand		212322-9	06/82	150.7	152.9	152.9	2.1	0.0
Secondary products and miscellaneous receipts		212322-SM						
Secondary products		212322-S	06/82	172.5	173.1	173.1	.6	0
Kaolin and ball clay mining	212324		06/84	122.6	122.6	122.6	1.0	0
Primary products		212324-P	06/84	122.9	122.9	122.9	1.1	0
Prepared kaolin and ball clay		212324-2	06/84	122.0	122.0	122.0	1.5	0
Secondary products and miscellaneous receipts		212324-SM						
Secondary products		212324-S	08/84	119.2	119.2	119.2	-6	0
Clay and ceramic and refractory minerals mining	212325		06/84	145.1	146.2	146.5	2.4	.2
Primary products		212325-P	06/84	143.9	145.0	145.3	2.4	.2
Bentonite		212325-1	06/84	113.4	116.0	116.8	2.6	.7
Fire clay		212325-2	12/84	110.4	(³)	(³)	(³)	(³)
Common (miscellaneous) clay and shale		212325-7	06/84	150.6	150.6	150.6	1.3	0
Other clay, ceramic, and refractory materials including magnesite and brucite		212325-9	06/84	161.0	161.9	161.9	10.7	0
Secondary products and miscellaneous receipts		212325-SM						
Secondary products		212325-S	06/84	169.1	169.1	169.1	1.1	0
Other nonmetallic mineral mining & quarrying	21239		12/84	111.5	112.7	115.9	7.8	2.8
Potash, soda, and borate mineral mining	212391		12/84	111.1	113.2	118.5	11.3	4.7
Primary products		212391-P	12/84	110.7	112.9	118.1	11.3	4.6
Processed or refined potassium salts		212391-2	12/84	159.6	167.9	173.8	22.4	3.5
Natural sodium carbonates and sulfates		212391-3	12/84	96.1	(³)	(³)	(³)	(³)
Other chemical and fertilizer mineral mining	212393		12/89	91.9	92.2	98.0	5.9	6.3
Primary products		212393-P	12/89	88.7	89.1	94.6	5.9	6.2
Barite		212393-1	12/84	88.1	88.1	88.1	1.8	0
Rock salt		212393-3	12/84	171.8	172.6	184.4	6.4	6.8
Chemical and fertilizer mineral mining, n.e.c.		212393-9	12/89	114.8	114.8	114.8	.3	0
Secondary products and miscellaneous receipts		212393-SM						
Secondary products		212393-S	06/97	120.5	120.5	(³)	(³)	(³)
All other nonmetallic mineral mining	212399		06/85	152.2	153.9	154.2	4.3	.2
Primary products		212399-P	06/85	152.2	152.5	152.8	3.5	.2
All other nonmetallic mineral mining		212399-A	06/85	152.2	152.5	152.8	3.5	.2
Secondary products and miscellaneous receipts		212399-SM						
Miscellaneous receipts		212399-M	12/99	99.3	99.3	99.3	.4	0
Mining support activities	213		12/03	105.3	112.7	113.1	13.1	.4
Mining support activities	2131		12/03	105.3	112.7	113.1	13.1	.4
Drilling oil and gas wells	213111		12/85	168.2	188.0	194.5	26.4	3.5
Primary products		213111-P	12/85	168.4	189.2	196.1	27.8	3.6
Drilling oil, gas, dry, or service wells		213111-01	12/85	157.3	179.3	187.1	30.3	4.4
Drilling in, spudding in, tailing in, or reworking oil and gas wells		213111-02	12/92	188.2	197.9	197.9	(³)	0
Oil and gas well directional drilling control		213111-03	12/03	108.3	112.8	112.8	12.8	0
Secondary products		213111-S	12/99	(³)	(³)	(³)	(³)	(³)
Oil & gas operations support activities	213112		12/85	142.7	149.1	147.2	6.3	-1.3
Primary products		213112-P	12/85	143.7	150.4	148.2	6.7	-1.5
Oil and gas field exploration services		213112-1	12/85	67.3	67.6	67.9	0	.4
Other oil and gas field support activities		213112-2	12/85	140.0	146.7	144.5	6.9	-1.5
Secondary products and miscellaneous receipts		213112-SM						
Miscellaneous receipts		213112-M	11/94	127.6	133.8	134.7	3.0	.7
Support activities for coal mining	213113		06/85	144.4	152.5	142.4	9.0	-6.6
Primary products		213113-P	06/85	145.4	153.6	143.6	9.2	-6.5
Support activities for coal mining		213113-4	06/85	145.4	153.6	143.6	9.2	-6.5
Support activities for metal mining	213114		12/85	117.1	117.1	122.4	5.2	4.5
Primary products		213114-P	12/85	118.4	118.4	123.8	5.3	4.6
Metal mining services		213114-8	12/85	118.4	118.4	123.8	5.3	4.6
Nonmetallic minerals support activity (except fuels)	213115		06/85	120.5	121.0	121.0	4.5	0
Primary products		213115-P	06/85	119.8	120.4	120.3	4.4	-1
Nonmetallic minerals support activity (except fuels)		213115-8	06/85	119.8	120.4	120.3	4.4	-1
Secondary products and miscellaneous receipts		213115-SM						
Miscellaneous receipts		213115-M	12/98	119.7	121.6	121.6	11.8	0
Utilities	221		12/03	107.4	108.5	108.5	8.5	0
Electric power generation, transmission, and distribution	2211		12/03	107.1	103.6	103.7	3.7	.1

See footnotes at end of table.

Table 5. Producer price indexes for the net output of selected industries and their products, not seasonally adjusted

—Continued

Industry and product ¹	Industry code	Product code	Index base	Index			Percent change to Dec. 2004 from:	
				Aug. 2004 ²	Nov. 2004 ²	Dec. 2004 ²	Dec. 2003	Nov. 2004
Electric power generation	22111		12/03	110.4	106.7	106.0	6.0	-0.7
Electric power generation	221110		12/03	110.4	106.8	106.0	6.0	-.7
Primary products		221110-P	12/03	110.9	107.4	106.0	6.0	-1.3
Utilities		221110-4	12/03	109.0	106.4	102.6	2.6	-3.6
Non-Utilities		221110-5	12/03	123.1	113.4	126.4	26.4	11.5
Secondary products and miscellaneous receipts		221110-SM						
Miscellaneous receipts		221110-M	12/03	101.4	96.6	106.9	6.9	10.7
Electric power transmission, control, and distribution	22112		12/03	105.8	102.3	102.7	2.7	.4
Electric bulk power transmission and control	221121		12/03	100.8	105.8	101.4	1.4	-4.2
Primary products		221121-P	12/03	100.9	100.9	101.7	1.7	.8
Electric bulk power transmission and control		221121-3	12/03	100.9	100.9	101.7	1.7	.8
Electric power distribution	221122		12/03	105.8	102.3	102.7	2.7	.4
Primary products		221122-P	12/90	127.0	122.3	122.9	2.9	.5
Residential electric power		221122-41	12/90	123.9	121.4	121.6	2.4	.2
New England		221122-411	12/90	116.4	112.2	112.2	-4.0	0
Middle Atlantic		221122-412	12/90	117.2	116.8	116.8	.3	0
East North Central		221122-413	12/90	112.1	106.9	107.0	-2.4	.1
West North Central		221122-414	12/90	118.0	107.8	105.1	3.6	-2.5
South Atlantic		221122-415	12/90	124.1	118.6	119.0	3.2	.3
East South Central		221122-416	12/90	127.1	125.1	125.3	5.2	.2
West South Central		221122-417	12/90	142.4	136.6	137.8	5.1	.9
Mountain		221122-418	12/90	131.1	118.5	119.1	2.8	.5
Pacific		221122-419	12/90	119.9	137.7	137.9	5.1	.1
Commercial electric power		221122-42	12/90	130.9	124.3	125.1	3.3	.6
New England		221122-421	12/90	130.8	121.9	128.0	.1	5.0
Middle Atlantic		221122-422	12/90	125.6	119.8	122.3	5.0	2.1
East North Central		221122-423	12/90	114.6	109.2	109.4	-3.0	.2
West North Central		221122-424	12/90	113.4	100.1	98.0	5.5	-2.1
South Atlantic		221122-425	12/90	111.8	111.0	111.3	3.8	.3
East South Central		221122-426	12/90	116.3	115.3	115.5	3.1	.2
West South Central		221122-427	12/90	142.2	137.4	138.2	6.4	.6
Mountain		221122-428	12/90	113.3	107.7	108.0	-2	.3
Pacific		221122-429	12/90	180.3	162.7	162.1	6.6	-.4
Industrial electric power		221122-43	12/90	129.5	123.2	124.4	3.6	1.0
New England		221122-431	12/90	112.4	99.3	109.9	-2.3	10.7
Middle Atlantic		221122-432	12/90	139.5	129.5	133.4	16.5	3.0
East North Central		221122-433	12/90	121.2	115.6	115.5	-1.4	-.1
West North Central		221122-434	12/90	117.7	102.9	103.9	4.9	1.0
South Atlantic		221122-435	12/90	113.4	111.9	112.1	2.1	.2
East South Central		221122-436	12/90	114.1	113.4	113.6	3.9	.2
West South Central		221122-437	12/90	177.2	165.2	166.3	6.6	.7
Mountain		221122-438	12/90	111.0	105.5	106.8	.7	1.2
Pacific		221122-439	12/90	132.0	131.2	130.6	-.1	-.5
Other customers		221122-44	12/90	116.2	111.0	111.3	1.6	.3
Secondary products and miscellaneous receipts		221122-SM						
Miscellaneous receipts		221122-M	12/90	129.7	129.7	129.7	1.0	0
Natural gas distribution	2212		12/03	107.9	115.5	115.4	15.4	-.1
Natural gas distribution	22121		12/03	107.9	115.5	115.4	15.4	-.1
Natural gas distribution	221210		12/03	107.9	115.5	115.4	15.4	-.1
Primary products		221210-P	12/90	183.9	197.6	197.4	16.1	-.1
Natural gas to ultimate consumers		221210-11	12/90	190.2	205.4	205.1	17.2	-.1
Residential natural gas		221210-112	12/90	185.0	198.7	198.3	15.7	-.2
Commercial natural gas		221210-113	12/90	197.1	212.1	212.4	17.3	.1
Industrial natural gas		221210-114	12/90	202.3	220.6	222.6	20.1	.9
To electric utilities		221210-115	12/90	170.2	182.3	174.2	12.2	-4.4
Delivered to ultimate consumers for the account of others (transportation only)		221210-12	12/90	114.2	116.8	116.5	5.0	-.3
Industrial consumer		221210-122	12/90	114.2	116.7	116.4	5.1	-.3
Other consumers		221210-123	12/90	226.4	231.4	231.6	5.0	.1
Secondary products and miscellaneous receipts		221210-SM						
Miscellaneous receipts		221210-M	12/90	131.9	133.0	133.5	4.0	.4
Total manufacturing industries			12/84	143.7	146.0	144.7	5.1	-.9
Food mfg	311		12/84	144.6	142.9	144.0	2.1	.8
Animal food mfg	3111		12/03	103.8	96.5	96.3	-3.7	-.2
Animal food mfg	31111		12/03	103.8	96.5	96.3	-3.7	-.2

See footnotes at end of table.

Table 5. Producer price indexes for the net output of selected industries and their products, not seasonally adjusted

—Continued

Industry and product ¹	Industry code	Product code	Index base	Index			Percent change to Dec. 2004 from:	
				Aug. 2004 ²	Nov. 2004 ²	Dec. 2004 ²	Dec. 2003	Nov. 2004
Dog & cat food mfg	311111		12/85	146.1	145.5	145.8	7.1	0.2
Primary products		311111-P	12/85	145.9	145.2	145.6	7.6	.3
Dog food		311111-3	12/85	151.5	150.5	150.8	5.8	.2
Canned dog food, including ration type		311111-324	12/98	104.5	104.5	105.8	5.1	1.2
Dry and semimoist dog food in packages of less than 25 pounds		311111-326	06/91	122.8	123.0	123.0	5.9	0
Dry and semimoist dog food in packages of 25 pounds or more		311111-338	06/91	133.9	131.6	131.4	6.1	-.2
Cat food		311111-4	12/85	135.7	135.7	136.1	11.0	.3
Canned cat food		311111-401	12/98	109.8	109.8	110.5	9.3	.6
Dry and semimoist cat food		311111-402	12/98	114.2	114.2	114.2	12.7	0
Secondary products and miscellaneous receipts		311111-SM						
Miscellaneous receipts		311111-M	06/91	144.1	144.1	144.1	1.2	0
Secondary products		311111-S	12/85	168.7	164.4	164.1	11.8	-.2
Other animal food mfg	311119		12/80	112.3	100.4	100.0	-9.1	-.4
Primary products		311119-P	12/80	109.4	97.5	97.1	-8.9	-.4
Swine feed, complete		311119-A	12/80	127.4	119.5	121.1	-8.3	1.3
Swine feed supplements, concentrates, and premixes		311119-D	12/80	117.8	103.4	107.3	-14.8	3.8
Beef cattle feed, complete		311119-G	12/80	150.6	148.8	147.2	-4.0	-1.1
Beef cattle feed supplements, concentrates, and premixes		311119-J	12/80	113.5	109.9	111.3	-8.2	1.3
Other poultry and livestock feed incl duck, goose, horse, mule, etc.		311119-N	12/80	129.7	126.9	125.7	-.7	-.9
Other prepared animal feed, incl. feeding materials and adjuncts, nec ..		311119-Q	12/80	115.6	114.5	113.9	-1.7	-.5
Specialty feed		311119-T	06/91	117.1	118.6	115.4	4.4	-2.7
Chicken and turkey feed supplements, concentrates, and premixes		311119-1	12/80	93.8	78.7	77.6	-12.5	-1.4
Complete chicken feed, starter-growers and layer-breeders		311119-11	12/97	98.4	85.9	85.9	-6.1	0
Complete chicken feed, broilers		311119-12	12/80	100.7	84.2	79.0	-9.7	-6.2
Turkey feed; chicken and turkey supplements, concentrates, and premixes		311119-13	12/97	95.5	77.0	83.5	-23.3	8.4
Dairy cattle feed, complete		311119-4	12/80	106.6	97.4	97.8	-7.0	.4
Dairy cattle feed supplements, concentrates, and premixes		311119-7	12/80	115.8	103.9	106.5	-4.1	2.5
Secondary products and miscellaneous receipts		311119-SM						
Grain & oilseed milling	3112		12/03	100.5	96.4	96.1	-3.9	-.3
Flour milling & malt mfg	31121		12/03	101.3	101.6	100.6	.6	-1.0
Flour milling	311211		06/83	113.1	118.6	117.0	1.0	-1.3
Primary products		311211-P	06/83	112.9	119.0	117.3	1.2	-1.4
Flour mixes & refrigerated & frozen doughs & batters made in flour mills		311211-A	06/83	146.4	146.4	146.4	-.6	0
Other grain mill products, n.e.c.		311211-D	06/83	108.7	119.7	(³)	(³)	(³)
Wheat flour, except flour mixes		311211-1	06/83	121.0	130.9	128.5	5.0	-1.8
Wheat mill products other than flour		311211-4	06/83	60.5	57.1	58.0	-13.0	1.6
Corn mill products		311211-7	06/83	94.8	89.5	88.9	-14.6	-.7
Secondary products and miscellaneous receipts		311211-SM						
Miscellaneous receipts		311211-M	06/92	115.8	105.8	107.2	-1.3	1.3
Secondary products		311211-S	06/83	119.8	119.7	119.6	-.1	-.1
Rice milling	311212		06/84	121.0	104.1	103.8	-1.0	-.3
Primary products		311212-P	06/84	121.8	102.9	102.7	-1.1	-.2
Milled rice and byproducts		311212-1	12/03	117.3	99.1	98.9	-1.1	-.2
Head rice packed in bags 100 lbs or more		311212-11	06/03	141.2	125.6	123.7	-.6	-1.5
Head rice packed in containers 3 lbs or less		311212-12	06/03	124.4	116.3	117.2	4.6	.8
Head rice packed in all other size containers		311212-13	06/03	148.6	116.1	116.4	-10.9	.3
Milled rice (and byproducts)		311212-14	06/03	176.3	149.5	149.5	14.6	0
Malt mfg	311213		06/85	115.3	114.9	114.9	-.5	0
Primary products		311213-P	06/85	115.8	115.4	115.4	-.4	0
Malt and malt by-products		311213-1	06/85	115.8	115.4	115.4	-.4	0
Starch & vegetable fats & oils mfg	31122		12/03	99.6	92.1	91.7	-8.3	-.4
Wet corn milling	311221		06/85	128.8	128.9	128.1	-2.1	-.6
Primary products		311221-P	06/85	129.0	128.6	128.1	-3.2	-.4
Wet process corn byproducts		311221-A	06/85	104.6	101.6	99.5	-20.5	-2.1
Corn sweeteners		311221-1	06/85	131.5	131.6	131.7	.8	.1
Manufactured starch		311221-4	06/85	135.9	136.5	135.9	3.7	-.4
Secondary products and miscellaneous receipts		311221-SM						
Secondary products		311221-S	06/85	120.7	123.3	121.3	3.8	-1.6
Soybean processing	311222		12/79	94.2	80.0	80.2	-18.3	.3
Primary products		311222-P	12/79	95.8	80.1	80.2	-19.3	.1
Soybean oil		311222-1	12/79	101.1	86.2	87.0	-14.5	.9
Crude soybean oil, degummed		311222-11	05/88	126.1	101.9	98.7	-20.6	-3.1
Soybean oil, all other types		311222-12	12/03	95.1	90.2	97.6	-2.4	8.2
Soybean cake, meal, and other byproducts		311222-4	12/79	95.5	78.8	78.6	-22.0	-.3
Secondary products and miscellaneous receipts		311222-SM						
Secondary products		311222-S	12/79	118.4	(³)	107.4	-14.9	(³)
Other oilseed processing	311223		12/03	105.0	97.9	97.9	-2.1	0

See footnotes at end of table.

Table 5. Producer price indexes for the net output of selected industries and their products, not seasonally adjusted

—Continued

Industry and product ¹	Industry code	Product code	Index base	Index			Percent change to Dec. 2004 from:	
				Aug. 2004 ²	Nov. 2004 ²	Dec. 2004 ²	Dec. 2003	Nov. 2004
Other oilseed processing—Continued								
Primary products		311223-P	12/03	105.2	98.9	98.9	-1.1	0.0
Cottonseed cake and meal and other byproducts		311223-A	06/85	231.4	208.0	200.1	-15.3	-3.8
Cottonseed cake and meal		311223-A1	06/85	200.9	177.3	167.7	-17.1	-5.4
Cottonseed oil: refined, deodorized, purchased and other cottonseed byproducts		311223-A2	12/98	102.7	100.0	103.0	-7.3	3.0
Other vegetable oil mill products, n.e.c.		311223-J	12/85	166.5	141.1	142.0	-.4	.6
Cottonseed oil, once-refined		311223-4	06/85	123.1	130.7	134.0	24.3	2.5
Cotton linters		311223-7	06/85	148.2	118.1	120.0	11.7	1.6
Secondary products and miscellaneous receipts		311223-SM						
Secondary products		311223-S	12/03	93.9	87.6	87.7	-12.3	.1
Fats and oils refining and blending	311225							
Primary products		311225-P	12/81	185.1	173.6	171.8	-2.4	-1.0
Shortening and cooking oils (edible)		311225-1	12/81	185.3	175.4	173.6	2.5	-1.0
Baking or frying fats (shortening), 100% vegetable oil (edible)		311225-11	02/04	109.8	102.1	101.1	(³)	-1.0
Partially hydrogenated edible soybean cooking or salad oil (fully-refined & deod)		311225-14	02/04	105.9	99.8	95.5	(³)	-4.3
All other fully-refined edible shortening & cooking oils, except corn		311225-15	12/03	106.1	103.0	103.5	3.5	.5
Vegetable oil mills, except corn, cottonseed & soybean (processing purchased veg		311225-17	12/89	118.9	112.0	113.7	(³)	1.5
Margarine, including butter blends		311225-4	02/04	92.7	84.8	82.2	(³)	-3.1
Secondary products and miscellaneous receipts		311225-SM						
Breakfast cereal manufacturing	31123		12/03	102.1	103.9	104.7	4.7	.8
Breakfast cereal manufacturing	311230		12/83	169.9	172.8	174.1	4.7	.8
Primary products		311230-P	12/83	181.9	184.8	186.6	5.2	1.0
Ready to serve cereal breakfast foods		311230-1	12/83	181.2	183.2	185.0	4.9	1.0
Corn flakes and other corn breakfast foods		311230-111	12/83	181.4	182.1	183.8	6.4	.9
Wheat flakes and other wheat breakfast foods		311230-112	12/83	176.3	178.6	179.6	4.1	.6
Oat breakfast foods		311230-115	12/83	198.5	206.2	206.2	3.9	0
Rice and other grains and mixed grain breakfast foods and preparations		311230-118	12/00	105.6	105.5	107.8	4.8	2.2
Other cereal breakfast foods, incl infant, instant hot, & cooked before serving		311230-4	12/00	101.4	108.9	108.9	7.6	0
Secondary products and miscellaneous receipts		311230-SM						
Secondary products		311230-S	12/83	141.6	145.7	145.6	3.0	-1
Sugar & confectionery product mfg	3113		12/84	140.6	140.9	140.8	.6	-1
Sugar mfg	31131		12/03	100.2	100.0	99.4	-.6	-.6
Raw cane sugar mills	311311		06/82	103.3	104.2	104.2	-1.0	0
Primary products		311311-P	06/82	103.3	104.2	104.2	-1.0	0
Raw cane sugar and other cane mill products and byproducts		311311-1	06/82	103.3	104.2	104.2	-1.0	0
Cane sugar refining	311312		06/82	123.5	122.9	122.3	-.9	-.5
Primary products		311312-P	06/82	123.5	122.8	122.2	-1.0	-.5
Refined cane sugar and byproducts		311312-1	06/82	123.5	122.8	122.2	-1.0	-.5
Secondary products and miscellaneous receipts		311312-SM						
Secondary products		311312-S	12/02	103.7	103.7	103.7	1.1	0
Beet sugar manufacturing	311313		06/82	113.8	113.4	112.6	.2	-.7
Primary products		311313-P	06/82	114.8	115.2	114.5	.2	-.6
Refined beet sugar and byproducts		311313-1	06/82	116.7	117.1	116.4	.2	-.6
Choc & confectionery mfg from cacao beans	31132		12/03	100.9	100.6	100.3	.3	-.3
Choc & confectionery mfg from cacao beans	311320		06/83	156.3	155.8	155.4	.3	-.3
Primary products		311320-P	06/83	155.5	155.0	154.6	-.3	-.3
Chocolate coatings		311320-1	06/83	118.5	116.7	117.4	3.6	.6
Milk chocolate coatings		311320-122	06/83	104.7	105.7	104.6	4.0	-1.0
Other coatings including sweet, liquor, and cocoa		311320-172	06/98	116.5	113.7	115.1	3.4	1.2
Chocolate confectionery products made from cocoa beans ground in the same establishment		311320-2	06/83	173.3	173.2	173.2	0	0
Solid chocolate confectionery products, with or without inclusions		311320-2A	06/91	119.1	119.1	119.1	0	0
Enrobed or molded chocolate confectionery products with any type of center		311320-2B	05/95	116.9	116.9	116.9	0	0
Panned, assortments, and other chocolate confectionery products		311320-295	06/98	115.2	115.2	115.2	0	0
Other chocolate and cocoa products including syrups and cocoa butter		311320-9	06/83	171.3	170.6	168.5	-2.8	-1.2
Secondary products and miscellaneous receipts		311320-SM						
Secondary products		311320-S	06/83	138.0	138.0	138.0	4.8	0
Confectionery mfg from purchased chocolate	31133		12/03	100.0	100.2	100.4	.4	.2
Confectionery mfg. (purchased chocolate)	311330		12/03	100.0	100.2	100.4	.4	.2
Primary products		311330-P	12/03	100.0	100.2	100.5	.5	.3
Chocolate & chocolate-type confectionery products packaged for shipment		311330-1	06/83	158.1	158.5	158.9	.4	.3

See footnotes at end of table.

Table 5. Producer price indexes for the net output of selected industries and their products, not seasonally adjusted
—Continued

Industry and product ¹	Industry code	Product code	Index base	Index			Percent change to Dec. 2004 from:	
				Aug. 2004 ²	Nov. 2004 ²	Dec. 2004 ²	Dec. 2003	Nov. 2004
Confectionery mfg. (purchased chocolate)—Continued								
Secondary products and miscellaneous receipts		311330-SM						
Miscellaneous receipts		311330-M	12/03	100.0	100.0	100.0	0.0	0.0
Secondary products		311330-S	12/03	100.1	100.3	100.3	.3	0
Nonchocolate confectionery mfg	31134		12/03	100.9	101.7	101.8	1.8	.1
Nonchocolate confectionery manufacturing	311340		12/03	100.9	101.7	101.8	1.8	.1
Primary products		311340-P	12/03	101.0	101.8	102.0	2.0	.2
Nonchocolate-type confectionery products made and packaged for shipment		311340-1	06/83	160.0	161.8	162.0	1.5	.1
Chewing gum, bubble gum, and chewing gum base		311340-4	12/84	141.3	141.6	141.7	1.8	.1
Secondary products and miscellaneous receipts		311340-SM						
Miscellaneous receipts		311340-M	12/03	100.3	100.3	100.3	.3	0
Secondary products		311340-S	12/03	100.2	100.2	100.4	.4	.2
Fruit & vegetable preserving & specialty food mfg	3114		12/84	140.0	140.8	141.0	2.8	.1
Frozen food manufacturing	31141		12/03	102.1	103.3	103.3	3.3	0
Frozen fruit, juice, & vegetable mfg	311411		06/81	148.0	153.6	153.3	4.0	-.2
Primary production		311411-P	06/81	136.0	141.7	141.4	4.2	-.2
Frozen fruits & concentrated juices, ades, drinks, and nonalcoholic cocktails		311411-1	06/81	116.7	131.0	130.7	11.2	-.2
Frozen fruits, melons, and berries		311411-1A	12/90	136.4	140.0	139.9	7.9	-.1
Frozen concentrated fruit and berry juices		311411-1B	12/90	90.9	106.9	106.6	13.4	-.3
Frozen concentrated orange juice		311411-179	06/81	92.1	96.2	96.2	.3	0
Other frozen concentrated fruit and berry juices		311411-195	06/81	152.0	286.4	282.9	86.4	-1.2
Frozen concentrated fruit ades and nonalcoholic drinks and cocktails		311411-1C	12/90	139.8	144.4	144.4	2.7	0
Citrus pulp and other nonedible citrus byproducts		311411-197	12/98	107.8	107.8	101.3	-20.6	-6.0
Frozen vegetable and potato products including combinations		311411-2	06/81	149.6	150.8	150.6	1.3	-.1
Frozen vegetables, except for potato products and vegetable combinations		311411-214	06/97	107.6	108.3	108.2	1.0	-.1
Frozen vegetable combinations including those mixed with sauces, rice, & pasta		311411-245	12/90	103.3	106.3	101.3	-4.7	-4.7
Frozen french fried potatoes		311411-248	06/81	160.0	161.2	162.1	2.5	.6
Other frozen potato products, including hashbrowns, patties, puffs, etc.		311411-249	06/81	144.5	144.1	145.6	2.3	1.0
Secondary products and miscellaneous receipts		311411-SM						
Miscellaneous receipts		311411-M	06/97	111.0	110.1	110.4	4.4	.3
Secondary products		311411-S	06/81	131.3	131.5	131.5	1.0	0
Frozen specialty food mfg	311412		12/82	143.6	143.6	143.8	3.0	.1
Primary products		311412-P	12/82	146.2	146.3	146.5	3.0	.1
Frozen dinners, entrees and side dishes		311412-2	12/82	143.7	143.8	144.0	3.8	.1
Frozen dinners		311412-223	12/82	(³)	(³)	(³)	(³)	(³)
Frozen entrees and side dishes (excluding rice dishes and nationality foods)		311412-226	12/82	133.0	133.0	133.0	0	0
Frozen pizza		311412-252	12/82	117.1	117.7	118.1	4.7	.3
All other frozen dinner foods incl. meat pies, nationality foods and rice dishes		311412-299	12/98	109.6	109.5	109.5	1.0	0
Other frozen specialties		311412-4	06/91	118.3	118.3	118.3	.4	0
Frozen waffles, pancakes, and french toast		311412-463	06/91	113.8	113.8	113.8	1.5	0
Other frozen specialties, except seafood, including soups, and whipped topping		311412-469	06/91	120.0	120.0	120.0	0	0
Secondary products and miscellaneous receipts		311412-SM						
Secondary products		311412-S	12/82	140.8	(³)	140.8	.4	(³)
Fruit & vegetable canning, pickling & drying	31142		12/03	100.4	101.4	101.8	1.8	.4
Fruit and vegetable canning	311421		06/81	146.5	147.8	149.0	2.3	.8
Primary products		311421-P	06/81	146.5	147.9	149.2	2.8	.9
Catsup and other canned tomato sauces, pastes, etc.		311421-D	06/81	144.9	146.7	147.5	2.7	.5
Canned jams, jellies and preserves		311421-G	06/81	151.1	151.1	151.1	.1	0
Canned fruit juices, nectars and concentrates		311421-J	06/95	112.7	113.5	118.1	5.4	4.1
Fresh fruit juices and nectars, single strength		311421-N	06/95	104.7	104.6	105.3	-4.4	.7
Pickles and other pickled products		311421-Q	06/81	192.0	192.1	192.2	.8	.1
Canned fruits, except baby foods		311421-1	06/81	150.5	150.1	150.7	1.5	.4
Canned vegetables, except hominy and mushrooms		311421-4	06/81	140.3	144.0	143.5	5.1	-.3
Secondary products and miscellaneous receipts		311421-SM						
Miscellaneous receipts		311421-M	06/81	108.2	(³)	108.2	0	(³)
Secondary products		311421-S	06/81	158.1	159.2	160.3	-.5	.7
Specialty canning	311422		12/82	178.1	178.0	177.6	.2	-.2
Primary products		311422-P	12/82	184.6	184.6	184.0	.1	-.3
Canned baby foods, except cereal and biscuits		311422-1	12/82	229.2	229.2	229.2	0	0
Canned soups, except frozen or seafood		311422-2	12/82	233.4	233.6	232.4	.3	-.5
Canned dry beans including baked		311422-3	12/82	124.1	123.6	123.4	-1.2	-.2
Canned specialty foods		311422-4	12/82	129.9	129.9	129.6	.5	-.2
Secondary products and miscellaneous receipts		311422-SM						
Secondary products		311422-S	12/82	150.0	149.9	150.0	.9	.1

See footnotes at end of table.

Table 5. Producer price indexes for the net output of selected industries and their products, not seasonally adjusted
—Continued

Industry and product ¹	Industry code	Product code	Index base	Index			Percent change to Dec. 2004 from:	
				Aug. 2004 ²	Nov. 2004 ²	Dec. 2004 ²	Dec. 2003	Nov. 2004
Dried and dehydrated food manufacturing	311423		12/82	144.4	150.4	149.9	2.7	-0.3
Primary products		311423-P	12/82	143.4	142.8	143.8	-.7	.7
Dried soup mixes		311423-1	12/82	139.1	139.1	139.1	.4	0
Dried and dehydrated fruits and vegetables		311423-4	12/82	144.1	143.3	144.5	-1.1	.8
Secondary products and miscellaneous receipts		311423-SM						
Miscellaneous receipts		311423-M	09/86	149.6	269.0	(³)	(³)	(³)
Secondary products		311423-S	12/82	149.5	148.5	148.6	-.1	.1
Dairy product mfg	3115		12/84	149.5	150.2	152.9	9.1	1.8
Dairy products mfg	31151		12/03	107.2	107.7	109.9	9.9	2.0
Fluid milk	311511		12/82	160.9	161.5	163.6	5.4	1.3
Primary products		311511-P	12/82	158.2	158.2	160.0	4.4	1.1
Yogurt, except frozen		311511-A	12/82	131.3	131.4	131.4	.2	0
Perishable dairy product substitutes		311511-D	12/91	112.2	112.8	113.0	4.1	.2
Other milk products, n.e.c.		311511-G	12/91	139.8	140.9	141.8	5.0	.6
Bulk fluid milk and cream		311511-1	12/91	115.2	117.2	123.4	14.4	5.3
Packaged fluid milk and related products		311511-4	12/82	169.0	168.4	169.7	3.8	.8
Fluid whole milk, packaged (including U.H.T.)		311511-41	12/82	162.8	162.6	163.4	4.0	.5
Lowfat milk, 0.5-2.0% butterfat, packaged (including U.H.T.)		311511-42	12/82	179.9	179.6	181.4	1.9	1.0
Skim milk, packaged (including U.H.T.)		311511-43	12/82	177.6	178.7	180.0	-1.9	.7
Creams, half-and-half, and dairy-based whipped toppings		311511-44	06/98	130.0	126.5	127.5	16.0	.8
Cottage cheese (including farmers' cheese, pot cheese, and bakers' cheese)		311511-7	12/82	175.1	176.6	178.1	-2.0	.8
Secondary products and miscellaneous receipts		311511-SM						
Miscellaneous receipts		311511-M	12/82	179.8	180.7	183.3	12.8	1.4
Secondary products		311511-S	12/82	134.0	136.7	139.2	9.5	1.8
Creamery butter manufacturing	311512		06/84	116.9	128.2	123.2	27.5	-3.9
Primary products		311512-P	06/84	112.2	128.5	122.6	32.8	-4.6
Creamery butter		311512-1	06/84	112.2	128.5	122.6	32.8	-4.6
Secondary products and miscellaneous receipts		311512-SM						
Secondary products		311512-S	06/84	111.6	103.9	102.8	9.2	-1.1
Cheese manufacturing	311513		06/81	143.9	144.2	150.1	15.6	4.1
Primary products		311513-P	06/81	144.0	143.5	149.1	14.2	3.9
Natural cheese, except cottage cheese		311513-3	06/81	137.0	136.3	143.3	16.4	5.1
American-type cheese		311513-302	06/81	129.9	129.5	136.2	18.6	5.2
Cheddar cheese		311513-30201	06/81	132.7	132.7	140.1	20.5	5.6
Other American-type cheese		311513-30211	06/81	120.0	118.1	121.8	11.5	3.1
Italian-type cheese		311513-303	06/81	135.9	136.2	145.4	15.8	6.8
Mozzarella cheese		311513-30301	06/81	136.9	137.3	147.0	17.8	7.1
Other Italian-type cheese		311513-30311	06/81	131.2	130.9	138.6	8.7	5.9
Swiss cheese		311513-305	06/81	207.4	186.2	180.1	5.4	-3.3
Cream and Neufchatel cheese		311513-307	06/81	166.6	166.8	(³)	(³)	(³)
Other natural cheese, except cottage		311513-311	06/81	160.5	159.3	169.9	20.2	6.7
Processed cheese and related products		311513-4	06/81	150.2	150.4	150.3	7.1	-1
Processed cheese		311513-411	06/81	146.4	146.4	145.3	5.6	-8
Cheese food		311513-413	06/81	164.5	164.2	172.4	18.1	5.0
Secondary products and miscellaneous receipts		311513-SM						
Miscellaneous receipts		311513-M	06/81	(³)	(³)	(³)	(³)	(³)
Secondary products		311513-S	06/81	118.1	120.4	121.3	15.0	.7
Dry, condensed, and evaporated dairy mfg	311514		12/83	150.5	149.9	150.5	6.6	.4
Primary products		311514-P	12/83	163.7	162.7	163.8	4.9	.7
Ice cream mixes and related products incl yogurt, ice milk, and milkshake mixes		311514-A	04/00	(³)	(³)	(³)	(³)	(³)
Dairy product substitutes, incl. dry coffee whiteners, and infants' formula etc.		311514-D	06/92	133.0	133.0	133.0	3.2	0
Dry milk products and mixtures incl. ndm, and all feed grade dry milk		311514-1	12/83	137.4	136.7	136.7	4.6	0
Canned milk products, consumer cans incl evap. and condensed, excl. substitutes		311514-4	12/83	210.3	209.4	(³)	(³)	(³)
Concentrated milk products shipped in bulk (drums, tanks etc.) excl. substitutes		311514-7	12/83	126.7	126.9	135.4	12.6	6.7
Secondary products and miscellaneous receipts		311514-SM						
Miscellaneous receipts		311514-M	12/83	126.1	126.0	(³)	(³)	(³)
Secondary products		311514-S	12/83	106.7	107.2	106.8	13.1	-4
Ice cream and frozen dessert mfg	31152		12/03	103.9	104.0	104.2	4.2	.2
Ice cream and frozen dessert mfg	311520		06/83	166.9	167.1	167.4	4.2	.2
Primary products		311520-P	06/83	168.9	169.1	169.3	3.9	.1
Ice cream and frozen desserts		311520-1	06/83	168.9	169.1	169.3	3.9	.1
Conventional ice cream or custard and reduced fat ice cream (ice milk)		311520-1A	12/98	109.4	109.6	109.8	3.9	.2
Bulk ice cream or custard with conventional fat content (3 gallons or more)		311520-114	06/83	175.1	174.9	174.9	5.9	0
Consumer-size ice cream and custard (16 oz. to less than 3 gallons)		311520-115	06/83	175.1	175.2	175.6	3.7	.2
Superpremium and premium		311520-11502	06/92	134.3	134.4	134.3	2.5	-1

See footnotes at end of table.

Table 5. Producer price indexes for the net output of selected industries and their products, not seasonally adjusted

—Continued

Industry and product ¹	Industry code	Product code	Index base	Index			Percent change to Dec. 2004 from:	
				Aug. 2004 ²	Nov. 2004 ²	Dec. 2004 ²	Dec. 2003	Nov. 2004
Ice cream and frozen dessert mfg—Continued								
Regular and economy		311520-11503	06/92	157.7	157.7	158.7	4.9	0.6
Novelty forms of ice cream & custard (conventional fat content)		311520-117	06/92	121.8	122.8	122.7	3.7	-1
Reduced fat/nonfat ice cream (ice milk); all forms (bulk, consumer, or novelty)		311520-119	12/98	108.9	109.0	109.2	2.6	.2
Frozen dairy and nondairy desserts other than ice cream or ice milk		311520-1B	12/98	112.5	112.6	112.6	3.9	0
Frozen yogurt; including nonfat		311520-121	06/92	136.1	136.2	136.2	6.2	0
Other frozen desserts; e.g., tofu, mellorine, sherbets, sorbets, ices, & pops		311520-123	12/98	111.0	111.0	111.0	2.6	0
Secondary products and miscellaneous receipts		311520-SM						
Miscellaneous receipts		311520-M	06/83	162.8	162.8	162.8	7.7	0
Secondary products		311520-S	06/83	148.5	147.6	148.9	4.3	.9
Animal slaughtering & processing	31161		12/84	136.4	132.3	134.0	.9	1.3
Animal (except poultry) slaughtering								
Primary products	311611		12/80	138.9	137.6	140.5	1.8	2.1
Fresh and frozen pork, not canned or made into sausage; mitse		311611-P	12/80	141.1	140.7	143.7	2.8	2.1
Lard; mitse		311611-A	12/80	151.7	147.0	143.9	26.8	-2.1
Pork, processed or cured, but not canned or made into sausage; mitse		311611-D	12/80	274.5	258.0	248.2	-2.6	-3.8
Sausages and similar products, but not canned; mitse		311611-G	12/80	149.4	151.2	149.8	15.6	-9
Hides, skins, and pelts; mitse		311611-J	12/80	138.5	141.0	142.4	11.4	1.0
Miscellaneous by-products of meat packing; mitse		311611-Q	12/80	163.3	162.6	162.4	.4	-1
Fresh and frozen beef, not canned or made into sausage; mitse		311611-T	12/80	135.6	126.4	135.6	-17.6	7.3
Whole or half carcass & primal beef cuts not canned or made into sausage; mitse		311611-1	12/80	133.4	134.1	139.4	-3.9	4.0
Subprimal & fabricated beef cuts however packed incl. plastic lined boxes; mitse		311611-11	12/80	148.1	140.4	147.4	-5.9	5.0
Fresh/frozen boneless beef incl hamburger, not canned/made into sausage; mitse		311611-12	12/95	130.4	136.3	141.3	-3.2	3.7
Other fresh/frozen beef incl. corned or organ cuts, not canned or sausage; mitse		311611-13	12/80	107.8	105.9	110.0	5.0	3.9
Fresh and frozen veal not canned or made into sausage; mitse		311611-14	12/80	110.9	102.1	104.4	-26.1	2.3
Fresh and frozen lamb or mutton, not canned or made into sausage; mitse		311611-4	01/89	95.8	99.3	101.6	-1.4	2.3
Secondary products and miscellaneous receipts		311611-7	12/95	112.1	110.2	114.7	3.0	4.1
Miscellaneous receipts		311611-SM						
Secondary products		311611-M	06/01	115.6	120.1	119.4	-4.5	-6
		311611-S	12/80	82.2	55.0	60.0	-25.5	9.1
Meat processed from carcasses								
Primary products	311612		12/82	136.8	134.6	135.2	-.2	.4
Other processed meats not made in meat packing plants, including boxed meats		311612-P	12/82	133.3	131.5	132.3	1.9	.6
Frozen ground meat patties (processed, frozen, or cooked)		311612-A	12/82	133.4	132.0	134.7	-5.4	2.0
Frozen portion control meats (processed, frozen, or cooked)		311612-A2	12/88	129.1	126.5	128.7	3.7	1.7
Other processed, frozen, or cooked meats, not made in meat packing plants		311612-A3	12/88	125.6	126.4	126.4	3.4	0
Pork, processed or cured, including frozen not canned or made into sausage		311612-A4	12/88	114.7	113.6	117.0	-14.0	3.0
Sausage and similar products, except canned, not made in meat packing plants		311612-1	12/82	121.2	116.7	117.2	12.5	.4
Fresh sausage (pork sausage, breakfast links etc.), except canned		311612-4	12/82	140.0	140.2	139.0	3.7	-9
Dry or semidry sausage and similar products (pepperoni, summer sausage, etc.)		311612-41	12/82	144.9	146.0	145.9	10.4	-1
Frankfurters, including wieners, except canned, not made in meat packing plants		311612-42	12/82	131.6	130.4	132.8	2.9	1.8
Other sausage, smoked or cooked, and jellied goods and similar preparations		311612-43	12/82	146.3	146.9	146.3	4.9	-4
Canned meats (except dog, cat, and baby food) containing 20 percent or more meat		311612-44	12/82	136.7	137.0	133.4	.8	-2.6
Secondary products and miscellaneous receipts		311612-7	12/82	125.1	125.8	125.9	4.0	.1
Miscellaneous receipts		311612-SM						
Secondary products		311612-M	12/82	164.4	155.0	153.1	-23.6	-1.2
		311612-S	12/82	140.0	139.7	138.8	2.6	-6
Rendering and meat byproduct processing								
Primary products	311613		12/82	133.9	104.4	115.8	-25.0	10.9
Animal & marine grease, incl. lard, except canned		311613-P	12/82	131.6	101.2	113.3	-25.1	12.0
Animal and marine feed and fertilizer byproducts		311613-1	12/82	129.8	119.7	129.4	-17.3	8.1
Meat and bone meal feed and fertilizer byproducts		311613-4	12/82	120.0	84.5	96.4	-28.6	14.1
Other feed and fertilizer byproducts		311613-41	12/82	96.6	70.4	82.9	-31.5	17.8
Secondary products and miscellaneous receipts		311613-42	12/82	155.8	106.7	118.6	-26.0	11.2
Miscellaneous receipts		311613-SM						
Secondary products		311613-M	12/82	109.3	96.1	97.3	-30.5	1.2
		311613-S	12/82	171.2	156.6	159.5	-2.5	1.9
Poultry processing								
Primary products	311615		12/81	140.3	130.3	130.8	1.6	.4
Processed poultry & small game (has 20 percent or more poultry/meat) excl. soups		311615-P	12/81	141.3	131.6	132.2	1.8	.5
Young chickens (usually under 20 weeks of age), whole or parts		311615-D	12/81	134.7	135.3	135.2	2.9	-1
		311615-1	12/81	152.2	134.4	135.5	-3	.8

See footnotes at end of table.

Table 5. Producer price indexes for the net output of selected industries and their products, not seasonally adjusted
—Continued

Industry and product ¹	Industry code	Product code	Index base	Index			Percent change to Dec. 2004 from:	
				Aug. 2004 ²	Nov. 2004 ²	Dec. 2004 ²	Dec. 2003	Nov. 2004
Poultry processing—Continued								
Bulk wet ice pack broilers and fryers		311615-1111	12/81	166.5	140.5	143.5	-3.9	2.1
Bulk dry ice packed broilers and fryers, and roasters, and capons incl. frozen		311615-1221	12/81	137.3	116.5	120.5	-3.7	3.4
Tray pack broilers and fryers (consumer packaged), chilled		311615-1331	12/81	129.7	117.9	119.1	2.3	1.0
Other broilers and fryers, including frozen		311615-1441	12/81	149.2	142.3	138.0	6.8	-3.0
Turkeys (including frozen whole or parts)		311615-7	12/81	120.4	121.8	120.9	9.5	-7
Secondary products and miscellaneous receipts		311615-SM						
Miscellaneous receipts		311615-M	12/81	133.2	108.1	108.4	-9.1	.3
Secondary products		311615-S	12/81	69.4	69.4	69.4	9.8	0
Seafood product preparation & packaging	3117		12/03	102.8	105.8	107.3	7.3	1.4
Seafood product preparation & packaging	31171		12/03	102.8	105.8	107.3	7.3	1.4
Seafood canning								
Primary products	311711		12/84	116.6	117.1	117.7	5.6	.5
Canned and cured fish and seafoods, incl soup (except frozen)		311711-P	12/84	119.4	120.4	121.6	6.9	1.0
Canned fish and seafood (except frozen), incl salmon, sardines and tuna		311711-1	12/84	119.4	120.4	121.6	6.9	1.0
Canned seafood soups, stews, and chowders		311711-11	06/97	94.5	95.8	97.3	15.0	1.6
Smoked, salted, pickled and cured fish and seafood		311711-16	02/85	93.8	93.8	93.8	-2.8	0
Other prepared frozen seafood		311711-17	06/97	124.8	124.6	124.6	-5.2	0
Secondary products and miscellaneous receipts		311711-SM						
Miscellaneous receipts		311711-M	06/97	102.7	102.7	94.6	-7.8	-7.9
Secondary products		311711-S	12/84	131.6	127.2	127.2	-9	0
Fresh & frozen seafood processing								
Primary products	311712		12/82	164.4	169.7	172.3	7.5	1.5
Prepared fresh fish and other fresh seafood		311712-P	12/82	168.1	174.1	177.0	7.7	1.7
Prepared frozen fish, excluding shellfish		311712-1	12/82	205.2	212.3	212.7	3.8	.2
Prepared frozen shellfish		311712-2	12/82	163.8	165.6	171.7	6.8	3.7
Prepared frozen shrimp		311712-3	12/96	133.9	143.6	143.4	9.0	-1
Other prepared frozen shellfish, incl crabs, lobster tails, oysters & clams		311712-31	12/96	93.4	92.5	92.7	2.0	.2
Other prepared frozen seafoods, nec		311712-32	12/96	185.0	211.1	210.4	15.0	-3
Secondary products and miscellaneous receipts		311712-4	12/96	86.0	86.2	89.3	16.3	3.6
Miscellaneous receipts		311712-SM						
Secondary products		311712-M	12/82	133.3	(¹)	(¹)	(¹)	(¹)
		311712-S	12/82	95.5	97.2	99.5	3.9	2.4
Bakeries & tortilla mfg								
Bread & bakery product mfg	3118		12/03	101.0	101.5	101.4	1.4	-1
Bread & bakery product mfg	31181		12/03	101.2	102.0	101.8	1.8	-2
Retail bakeries								
Primary products	311811		12/03	105.7	106.3	106.3	6.3	0
Retail bakery products		311811-P	12/99	118.1	118.7	118.7	6.3	0
		311811-0	12/99	118.1	118.7	118.7	6.3	0
Commercial bakeries								
Primary products	311812		06/80	228.2	230.1	229.8	1.3	-1
Pies, except frozen, including fruit, cream and custard		311812-P	06/80	228.8	230.9	230.6	2.0	-1
Other sweet goods, except frozen, incl doughnuts, pastries, etc.		311812-A	06/80	236.4	234.7	236.4	1.4	.7
Bread		311812-D	06/80	227.2	223.8	223.9	1.3	0
Bread type rolls, muffins, bagels and croissants		311812-1	06/80	241.9	246.0	245.4	2.6	-2
Soft cakes, except frozen, incl fruit, pound, layer, etc.		311812-4	06/80	212.9	214.0	214.0	1.2	0
Secondary products and miscellaneous receipts		311812-7	06/80	221.9	226.1	225.9	2.6	-1
Miscellaneous receipts		311812-SM						
Secondary products		311812-M	06/80	224.6	225.9	225.1	-3.1	-4
		311812-S	06/80	179.7	180.1	180.0	.9	-1
Frozen cakes, pies, & other pastries mfg								
Primary products	311813		06/91	128.5	128.7	128.5	2.2	-2
Frozen bakery products, incl. pies, cakes, sweet yeast goods, pastries, etc.		311813-P	12/82	182.1	182.4	182.2	1.8	-1
Secondary products and miscellaneous receipts		311813-1	12/82	182.1	182.4	182.2	(¹)	-1
Secondary products		311813-SM						
		311813-S	06/91	(¹)	118.2	118.2	8.6	0
Cookie, cracker & pasta mfg								
Cookie and cracker manufacturing	31182		12/03	100.7	100.7	100.7	.7	0
Cookie and cracker manufacturing								
Primary products	311821		06/83	183.6	183.5	183.7	.5	.1
Crackers, soft pretzels, biscuits, and related products		311821-P	06/83	185.9	185.8	186.0	.4	.1
Cookies, wafers, and ice cream cones and cups, except frozen		311821-1	06/83	205.8	205.7	206.2	.1	.2
Secondary products and miscellaneous receipts		311821-4	06/83	170.9	170.9	170.8	.6	-1
Miscellaneous receipts		311821-SM						
Secondary products		311821-M	06/83	158.2	158.2	158.2	.1	0
		311821-S	06/83	166.3	166.3	166.3	2.5	0
Flour mixes & dough mfg from purch flour								
Primary products	311822		06/85	134.4	134.5	134.6	1.3	.1
Flour mixes and refrigerated and frozen doughs and batters, made from purchased		311822-P	06/85	132.5	132.7	132.7	1.5	0
Flour mixes		311822-6	06/85	132.5	132.7	132.7	1.5	0
		311822-61	06/85	124.5	124.7	124.7	1.0	0

See footnotes at end of table.

Table 5. Producer price indexes for the net output of selected industries and their products, not seasonally adjusted
—Continued

Industry and product ¹	Industry code	Product code	Index base	Index			Percent change to Dec. 2004 from:	
				Aug. 2004 ²	Nov. 2004 ²	Dec. 2004 ²	Dec. 2003	Nov. 2004
Flour mixes & dough mfg from purch flour—Continued								
Cake mixes, including gingerbread		311822-611	06/92	107.8	107.2	107.2	-0.1	0.0
All other flour based mixes, except cake mixes		311822-613	06/98	108.1	108.6	108.6	1.5	0
Refrigerated doughs and batters incl bread, bread-type rolls, and biscuit dough		311822-64	06/85	146.1	146.7	146.7	2.4	0
Frozen doughs and batters		311822-66	06/92	128.8	128.7	128.8	1.5	.1
Frozen bread and bread-type-roll doughs, all sizes		311822-661	06/92	130.7	130.7	(³)	(³)	(³)
All other frozen doughs and batters, incl. cookie, pizza, coffee cake, etc.		311822-662	06/92	127.3	127.2	127.2	1.5	0
Secondary products		311822-S	06/85	139.1	(³)	139.1	0	(³)
Dry pasta manufacturing	311823		06/85	128.2	127.0	127.1	.4	.1
Primary products		311823-P	06/85	129.0	127.6	127.7	.4	.1
Macaroni, spaghetti, vermicelli, and noodles		311823-3	06/85	129.0	127.6	127.7	.4	.1
Secondary products and miscellaneous receipts		311823-SM						
Miscellaneous receipts		311823-M	12/93	103.3	103.3	103.3	0	0
Tortilla mfg	31183		12/03	100.7	101.9	100.6	.6	-1.3
Tortilla manufacturing	311830		12/03	100.7	101.9	100.6	.6	-1.3
Primary products		311830-P	06/91	123.8	124.2	123.6	1.8	-5
Tortillas, not frozen		311830-1	06/91	123.8	124.2	123.6	1.8	-5
Other food manufacturing	3119		12/03	100.9	101.9	102.7	2.7	8
Snack food mfg	31191		12/03	100.8	103.9	106.4	6.4	2.4
Roasted nuts & peanut butter mfg	311911		12/03	101.9	112.2	121.6	21.6	8.4
Primary products		311911-P	12/03	103.2	114.2	124.4	24.4	8.9
Nuts and seeds (salted, roasted, cooked, or blanched)		311911-1	06/91	132.9	151.5	168.9	32.5	11.5
Processed nuts, sold in bulk		311911-11	06/91	134.4	165.2	195.3	55.5	18.2
Canned nuts		311911-12	06/91	98.9	102.5	105.3	6.6	2.7
Other packaged nuts, and all seeds		311911-13	06/91	130.6	137.6	141.7	10.9	3.0
Peanut butter		311911-4	12/85	141.9	141.9	141.9	0	0
Secondary products and miscellaneous receipts		311911-SM						
Miscellaneous receipts		311911-M	06/91	100.7	100.7	100.6	-.1	-.1
Secondary products		311911-S	06/91	89.0	91.3	91.3	-12.2	0
Other snack food manufacturing	311919		06/91	124.5	125.0	125.0	.7	0
Primary products		311919-P	12/85	142.7	143.2	143.2	.7	0
Potato chips and sticks, plain and flavored		311919-1	12/85	146.2	146.1	146.1	.5	0
Corn chips and related products		311919-4	12/85	129.5	130.4	130.4	.2	0
Corn curls and related products		311919-43	06/91	104.9	106.0	106.0	1.0	0
Corn and tortilla chips		311919-49	06/91	122.5	123.4	123.4	.1	0
Other chips, sticks (hard pretzels, bacon rinds, popcorn (except candied), etc.)		311919-7	12/03	102.6	103.7	103.7	3.7	0
Secondary products and miscellaneous receipts		311919-SM						
Miscellaneous receipts		311919-M	06/91	138.2	138.4	138.4	.7	0
Secondary products		311919-S	06/91	118.6	119.7	119.7	7.6	0
Coffee & tea mfg	31192		12/03	101.4	101.8	102.0	2.0	.2
Coffee and tea manufacturing	311920		06/81	141.8	142.4	142.6	2.0	.1
Primary products		311920-P	06/81	133.6	133.8	133.8	1.7	0
Roasted coffee		311920-1	06/81	132.2	132.4	132.4	1.8	0
Whole bean roasted coffee		311920-11	06/81	170.3	173.0	173.0	5.8	0
Ground roasted coffee		311920-19	06/81	127.8	127.7	127.6	.9	-.1
Coffee, concentrated (including extracts or mixes)		311920-4	06/81	137.4	137.4	137.4	0	0
Tea in consumer packages		311920-7	12/85	116.5	116.8	116.8	2.9	0
Secondary products and miscellaneous receipts		311920-SM						
Miscellaneous receipts		311920-M	12/00	102.7	102.7	106.2	4.4	3.4
Secondary products		311920-S	06/81	259.1	268.9	269.1	3.9	.1
Flavoring syrup & concentrate mfg	31193		12/03	101.2	101.2	101.2	1.2	0
Flavoring syrup and concentrate mfg	311930		12/85	150.1	150.1	150.1	1.1	0
Primary products		311930-P	12/85	155.9	155.9	155.9	1.2	0
Liquid beverage bases for use by soft drink bottlers		311930-4	12/85	176.8	176.8	176.8	2.1	0
Other flavoring agents (except chocolate syrup)		311930-7	12/85	124.6	(³)	124.6	0	(³)
Secondary products and miscellaneous receipts		311930-SM						
Miscellaneous receipts		311930-M	12/85	103.4	103.4	103.4	.3	0
Seasoning & dressing mfg	31194		12/03	101.6	100.9	101.0	1.0	.1
Mayonnaise, dressing, & other sauces mfg	311941		12/03	102.2	101.4	101.5	1.5	.1
Primary products		311941-P	06/81	185.7	184.4	184.5	1.8	.1
Vinegar and cider		311941-1	12/85	106.7	111.5	108.8	3.6	-2.4
Prepared sauces (except tomato)		311941-4	06/81	164.9	162.8	162.8	1.9	0

See footnotes at end of table.

Table 5. Producer price indexes for the net output of selected industries and their products, not seasonally adjusted

—Continued

Industry and product ¹	Industry code	Product code	Index base	Index			Percent change to Dec. 2004 from:	
				Aug. 2004 ²	Nov. 2004 ²	Dec. 2004 ²	Dec. 2003	Nov. 2004
Mayonnaise, dressing, & other sauces mfg—Continued								
Mayonnaise, salad dressings and sandwich spreads		311941-7	06/81	185.7	184.5	185.0	1.6	0.3
Secondary products and miscellaneous receipts		311941-SM						
Miscellaneous receipts		311941-M	06/94	108.9	97.3	97.3	(³)	0
Secondary products		311941-S	06/81	145.1	144.1	144.6	1.3	.3
Spice and extracts manufacturing	311942							
Primary products		311942-P	12/03	100.7	100.1	100.1	.1	0
Table salt, pepper and other spices		311942-1	12/03	100.8	100.2	100.2	.2	0
Flavoring extracts, emulsions, and other liquid flavors		311942-4	06/85	133.8	134.1	134.1	.1	0
Dry mix food preparations, incl. dip, salad dressing and seasoning mixes		311942-7	12/85	181.6	177.6	177.6	1.4	0
Secondary products and miscellaneous receipts		311942-SM	06/91	115.5	115.5	115.5	-7	0
Miscellaneous receipts		311942-M	12/03	100.0	100.0	100.0	0	0
All other food mfg	31199		12/03	100.2	100.8	100.7	.7	-.1
Perishable prepared food manufacturing	311991							
Primary products		311991-P	12/03	100.0	103.7	102.9	2.9	-.8
Perishable prepared food sold in bulk or packages, not frozen or canned		311991-1	12/85	150.4	153.4	152.0	1.7	-.9
Salads		311991-1111	12/85	150.4	153.4	152.0	1.7	-.9
Sandwiches made from bread		311991-1221	12/01	103.2	102.6	103.4	-2.9	.8
Vegetables and potatoes, peeled or cut for the trade		311991-1331	12/01	109.6	109.6	109.6	3.8	0
Tamales and other Mexican food specialties		311991-1441	12/01	110.4	122.9	(³)	(³)	(³)
Other perishable prepared food, including tofu, pizza, and meat pies		311991-1591	12/01	103.6	103.6	105.1	2.5	1.4
Secondary products and miscellaneous receipts		311991-SM	12/01	100.7	101.6	(³)	(³)	(³)
Miscellaneous receipts		311991-M	12/03	93.2	120.5	(³)	(³)	(³)
Secondary products		311991-S	12/03	99.9	99.9	99.9	-.1	0
All other miscellaneous food mfg	311999							
Primary products		311999-P	12/03	100.3	99.8	99.9	-.1	.1
Macaroni & noodle products packaged with other ingredients not canned or frozen		311999-A	12/03	100.0	99.3	99.4	-.6	.1
Dried & dehydrated products, except pasta, packaged with other ingredients		311999-D	06/98	105.9	108.0	108.0	2.2	0
Liquid, dried, and frozen eggs		311999-G	12/03	100.0	100.0	100.0	0	0
Flavoring powders, tablets, and paste, including dry mix cocktails		311999-J	12/81	102.6	98.1	98.7	-7.2	.6
Other food preparations, not elsewhere classified		311999-N	12/03	100.0	100.0	100.0	0	0
Desserts (ready-to-mix)		311999-1	12/85	153.7	153.8	153.8	1.5	0
Sweetening syrups and molasses		311999-1	01/02	111.7	111.7	111.7	(³)	0
Secondary products and miscellaneous receipts		311999-SM	12/85	139.7	139.7	(³)	(³)	(³)
Miscellaneous receipts		311999-M	12/03	100.4	100.4	100.4	.4	0
Secondary products		311999-S	12/03	102.3	103.0	103.0	3.0	0
Beverage & tobacco mfg	312		12/03	101.1	101.6	101.7	1.7	.1
Beverage mfg	3121		12/84	146.6	147.5	147.7	2.6	.1
Soft drink & ice mfg	31211		12/03	102.3	103.3	103.7	3.7	.4
Soft drinks manufacturing	312111							
Primary products		312111-P	06/81	165.5	167.3	167.9	3.7	.4
Noncarbonated soft drinks, incl fruit drinks, cocktails and ades		312111-A	06/81	166.3	167.9	168.5	3.9	.4
Bottled carbonated soft drinks		312111-1	12/00	105.4	105.6	105.9	2.5	.3
Canned carbonated soft drinks		312111-4	12/96	123.0	124.4	125.1	3.1	.6
Soft drink flavoring syrup sold in bulk		312111-7	12/96	113.3	114.4	114.7	5.0	.3
Secondary products and miscellaneous receipts		312111-SM	06/89	177.6	181.1	180.9	4.7	-.1
Miscellaneous receipts		312111-M	06/81	155.7	158.5	159.6	1.7	.7
Secondary products		312111-S	06/81	193.6	197.0	197.0	5.9	0
Bottled water manufacturing	312112							
Primary products		312112-P	12/03	101.1	101.1	101.1	1.1	0
Bottled water		312112-1	12/03	101.4	101.4	101.4	1.4	0
Bottled water		312112-1	12/00	99.6	99.6	99.6	1.4	0
Ice mfg	312113							
Primary products		312113-P	12/85	165.6	165.9	165.9	5.4	0
Ice manufacturing		312113-01	12/85	157.4	157.7	157.7	5.6	0
Secondary products and miscellaneous receipts		312113-SM	12/03	105.4	105.6	105.6	5.6	0
Miscellaneous receipts		312113-M	08/98	100.4	100.4	(³)	(³)	(³)
Breweries	31212		12/03	101.6	101.5	101.3	1.3	-.2
Breweries	312120							
Primary products		312120-P	06/82	152.3	152.2	151.9	1.3	-.2
Canned beer and ale case goods		312120-1	06/82	152.4	152.3	152.0	1.3	-.2
Bottled beer and ale case goods		312120-2	06/82	162.1	160.6	160.6	(³)	0
Beer and ale in barrels and kegs		312120-3	06/82	132.8	134.3	133.5	.3	-.6
All other malt beverages and brewing products		312120-4	06/82	174.2	174.2	174.2	.8	0
Secondary products and miscellaneous receipts		312120-SM	06/82	171.2	174.9	174.7	2.1	-.1

See footnotes at end of table.

Table 5. Producer price indexes for the net output of selected industries and their products, not seasonally adjusted
—Continued

Industry and product ¹	Industry code	Product code	Index base	Index			Percent change to Dec. 2004 from:	
				Aug. 2004 ²	Nov. 2004 ²	Dec. 2004 ²	Dec. 2003	Nov. 2004
Breweries—Continued								
Miscellaneous receipts		312120-M	12/02	99.8	99.8	99.8	(³)	0.0
Wineries	31213		12/03	100.8	101.3	100.9	.9	-.4
Wineries	312130		12/83	140.0	140.7	140.2	.9	-.4
Primary products		312130-P	12/83	143.3	144.0	143.5	1.2	-.3
Wines, brandy, and brandy spirits		312130-8	12/98	102.3	102.8	102.4	1.1	-.4
Wines		312130-A	12/91	120.4	121.1	121.3	1.1	.2
Grape wine with 14 percent or less alcohol content		312130-81	12/83	136.8	138.0	138.3	.1	.2
White grape wine with 14 percent or less alcohol content		312130-812	12/83	128.7	128.9	129.0	-2.1	.1
Red grape wine with 14 percent or less alcohol content		312130-814	12/83	177.6	178.7	178.8	.7	.1
Rose grape wine with 14 percent or less alcohol content		312130-816	12/83	88.8	92.8	94.6	9.7	1.9
Dessert wines		312130-825	12/83	132.0	131.1	131.3	.7	.2
Effervescent wines		312130-831	12/83	146.8	146.8	146.8	9.3	0
Non-grape fruit/berry wines, fortified wines (non-dessert), and specialty wines		312130-841	12/98	117.8	117.8	117.8	.3	0
Beverage brandy, neutral fruit spirits, and neutral brandy spirits		312130-883	12/83	129.9	(³)	117.6	2.3	(³)
Secondary products and miscellaneous receipts		312130-SM						
Miscellaneous receipts		312130-M	12/91	129.7	129.7	129.7	.5	0
Secondary products		312130-S	12/83	134.4	134.4	134.4	-10.2	0
Distilleries	31214		12/03	100.1	99.9	100.2	.2	.3
Distilleries	312140		06/83	164.7	164.4	164.9	.2	.3
Primary products		312140-P	06/83	160.0	159.6	160.2	.1	.4
Bottled liquor, except brandy		312140-8	06/83	174.4	174.0	174.6	.1	.3
Whiskey, including bottled in bond		312140-801	06/90	132.5	132.7	133.7	1.0	.8
Gin		312140-822	06/83	163.7	163.7	163.7	.2	0
Cordials, liqueurs		312140-825	06/83	197.7	197.7	197.7	.5	0
Vodka		312140-831	06/83	160.0	160.0	160.0	.3	0
Other bottled liquors, except brandy		312140-899	06/90	190.1	185.8	185.8	-3.8	0
Secondary products and miscellaneous receipts		312140-SM						
Miscellaneous receipts		312140-M	08/83	150.8	150.8	150.8	.7	0
Secondary products		312140-S	12/97	100.4	100.4	100.4	0	0
Tobacco mfg.	3122		12/84	378.8	380.4	380.6	.3	.1
Tobacco stemming & redrying	31221		06/84	119.8	119.8	119.9	1.4	.1
Tobacco stemming & redrying	312210		06/84	119.8	119.8	119.9	1.4	.1
Primary products		312210-P	06/84	115.0	115.0	115.2	1.4	.2
Tobacco, stemmed		312210-4	06/84	109.0	109.0	109.1	1.3	.1
Tobacco product mfg.	31222		12/82	411.5	413.3	413.6	.3	.1
Cigarette mfg.	312221		12/82	411.6	413.3	413.7	.3	.1
Primary products		312221-P	12/82	421.7	423.4	423.9	.3	.1
Filter tip		312221-1	12/82	410.4	412.2	412.6	.3	.1
81 to 95 mm long		312221-116	12/82	397.8	401.3	402.1	.6	.2
Greater than 95 mm		312221-118	12/82	395.3	395.3	395.3	0	0
Other tobacco product mfg.	312229		12/03	99.5	100.0	99.6	-.4	-.4
Primary products		312229-P	12/03	99.6	100.2	99.7	-.3	-.5
Cigars		312229-1	12/82	299.9	307.1	308.7	3.5	.5
Chewing and smoking tobacco		312229-4	12/82	399.5	400.5	396.9	-1.1	-.9
Other chewing & smoking tobacco, incl fine cut, twist & plug		312229-4111	06/99	133.1	133.1	134.6	2.3	1.1
Looseleaf chewing tobacco		312229-4121	12/82	341.7	341.7	326.4	-5.5	-4.5
Dry and moist snuff		312229-4131	12/82	498.6	501.2	501.1	-.5	0
Secondary products and miscellaneous receipts		312229-SM						
Miscellaneous receipts		312229-M	12/03	98.6	98.6	98.6	-1.4	0
Textile mills	313		12/03	101.2	102.0	101.6	1.6	-.4
Fiber, yarn & thread mills	3131		12/84	106.5	106.9	106.4	4.0	-.5
Fiber, yarn & thread mills	31311		12/84	106.5	106.9	106.4	4.0	-.5
Yarn spinning mills	313111		12/82	99.0	97.8	97.0	1.9	-.8
Primary products		313111-P	12/82	99.0	97.8	96.9	2.0	-.9
Scouring and combing mill products		313111-C	12/03	102.0	100.2	100.2	.2	0
Carded cotton yarns		313111-1	12/82	83.3	79.7	77.7	-2.5	-2.5
Combed cotton yarns		313111-3	12/82	97.8	93.8	92.8	.2	-1.1
Rayon, acetate, and/or lyocell spun yarns		313111-5	12/82	111.1	113.8	112.5	(³)	-1.1
Spun noncellulosic fiber and silk yarns		313111-7	12/96	98.3	100.5	100.7	6.2	.2
Polyester spun yarn		313111-7551	12/96	96.2	97.1	98.1	7.6	1.0
All other spun noncellulosic fiber and silk yarns		313111-7661	12/96	97.6	101.0	100.5	5.1	-.5

See footnotes at end of table.

Table 5. Producer price indexes for the net output of selected industries and their products, not seasonally adjusted
—Continued

Industry and product ¹	Industry code	Product code	Index base	Index			Percent change to Dec. 2004 from:	
				Aug. 2004 ²	Nov. 2004 ²	Dec. 2004 ²	Dec. 2003	Nov. 2004
Yarn spinning mills—Continued								
Wool yarns		313111-9	12/96	115.6	112.4	114.3	0.2	1.7
Secondary products and miscellaneous receipts		313111-SM						
Secondary products		313111-S	12/82	97.7	(³)	98.7	-3.6	(³)
Yarn texturing, throwing, & twisting mills	313112							
Primary products		313112-P	12/82	121.6	126.1	126.6	8.8	.4
Thrown filament yarns, except textured		313112-3	12/82	121.8	126.2	126.8	8.5	.5
Textured, crimped, or bulked filament yarns, made from purchased yarn		313112-5	12/82	123.1	123.1	123.1	.2	0
Commission receipts for throwing or texturing of filament yarns		313112-7	12/82	122.0	128.4	129.1	12.2	.5
Secondary products and miscellaneous receipts		313112-SM						
Secondary products		313112-S	12/88	115.5	115.5	115.5	.2	0
Thread mills	313113							
Primary products		313113-P	12/03	102.9	103.0	103.0	3.0	0
Thread		313113-1	06/84	155.9	156.0	156.0	3.0	0
Secondary products and miscellaneous receipts		313113-SM	12/00	104.3	104.4	104.4	3.1	0
Miscellaneous receipts		313113-M	06/96	(³)	(³)	(³)	(³)	(³)
Secondary products		313113-S	12/84	149.2	151.8	(³)	(³)	(³)
Fabric mills	3132							
Broadwoven fabric mills	31321							
Broadwoven fabric mills	313210							
Primary products		313210-P	12/03	101.0	101.5	100.7	.7	-8
Manmade fiber broadwoven fabrics, comb. of spun/filament yarns, gray goods		313210-D	12/03	100.8	101.4	100.5	.5	-9
Manmade fiber broadwoven fabrics, other filament yarns, gray		313210-G	04/85	94.8	95.1	95.1	-1.5	0
Manmade fiber broadwoven plain weave fabrics, 85% or more spun yarns, gray		313210-H	06/81	112.3	111.6	(³)	(³)	(³)
Manmade fiber broadwoven twill fabrics, 85% or more spun yarns, gray		313210-J	06/87	79.2	79.9	79.8	-9	-1
Finished manmade fiber and silk broadwoven fabrics, finished in weaving mills		313210-K	06/87	104.9	107.1	108.0	8.4	.8
Wool broadwoven fabrics, gray goods		313210-T	06/81	130.0	132.9	130.7	2.8	-1.7
Finished wool broadwoven fabrics and felts, finished in weaving mills		313210-U	12/01	113.0	(³)	105.1	-4.2	(³)
Cotton broadwoven plain weave fabrics, exc. pile, gray goods		313210-1	06/85	126.5	131.6	123.8	-7.4	-5.9
Cotton broadwoven twill weave fabrics, exc. pile, gray goods		313210-3	06/87	108.6	108.1	107.5	1.7	-6
Cotton broadwoven fabrics, weaves other than plain, twill, and pile, gray goods		313210-5	06/87	99.3	98.9	97.7	5.6	-1.2
Finished cotton broadwoven fabrics, finished in weaving mills		313210-9	06/87	127.5	(³)	(³)	(³)	(³)
Secondary products and miscellaneous receipts		313210-SM	12/80	101.8	102.1	102.4	1.5	.3
Secondary products		313210-S	12/03	102.9	102.9	102.9	2.9	0
Narrow fabric mills & schiffli mach embroidery	31322							
Narrow fabric mills	313221							
Primary Products		313221-P	06/84	127.1	126.9	127.0	1.8	.1
Woven narrow fabrics (12 inches or less in width)		313221-1	06/84	127.6	127.3	127.4	2.1	.1
Braided narrow fabrics (12 inches or less in width)		313221-3	06/84	128.5	128.2	128.2	2.2	0
Covered rubber thread, made in narrow fabric mills		313221-5	06/84	127.8	127.4	127.5	2.9	.1
Secondary products and miscellaneous receipts		313221-SM	06/84	139.1	139.1	139.1	-1	0
Secondary products		313221-S	06/84	(³)	(³)	(³)	(³)	(³)
Schiffli machine embroidery	313222							
Primary products		313222-P	06/84	118.6	118.5	118.6	1.7	.1
Schiffli machine embroideries		313222-1	06/85	144.1	144.1	144.1	0	0
Secondary products and miscellaneous receipts		313222-SM	06/85	143.8	143.8	143.8	0	0
Secondary products		313222-S	06/85	143.8	143.8	143.8	0	0
Nonwoven fabric mills	31323							
Nonwoven fabric mills	313230							
Primary products		313230-P	12/03	101.7	102.2	102.8	2.8	.6
Nonwoven fabrics		313230-1	12/85	121.6	122.1	122.9	2.8	.7
Nonwoven fabrics, wet laid		313230-1131	12/85	121.6	122.2	123.0	2.8	.7
Nonwoven fabrics, except wet laid		313230-1191	12/85	121.0	121.8	122.7	2.7	.7
Pressed, punched, or needled felts (except hats)		313230-5	12/85	149.9	150.5	150.5	1.4	0
Secondary products and miscellaneous receipts		313230-SM	12/85	109.4	110.1	111.2	3.1	1.0
Knit fabric mills	31324							
Weft knit fabric mills	313241							
Primary products		313241-P	12/03	100.6	100.8	100.5	.5	-3
Weft (circular) knit fabrics greige goods, except hosiery		313241-1	06/81	100.7	101.1	100.7	.7	-4
Finished weft (circular) knit fabrics, except hosiery, finished in knitting mill		313241-3	06/81	94.3	94.6	94.2	.6	-4
Contract and commission receipts for knitting/finishing weft knit fabrics		313241-5	06/81	110.2	110.2	110.2	.4	0
			12/94	83.3	83.9	83.2	.8	-8
			06/81	104.8	104.8	104.8	.3	0

See footnotes at end of table.

Table 5. Producer price indexes for the net output of selected industries and their products, not seasonally adjusted

—Continued

Industry and product ¹	Industry code	Product code	Index base	Index			Percent change to Dec. 2004 from:	
				Aug. 2004 ²	Nov. 2004 ²	Dec. 2004 ²	Dec. 2003	Nov. 2004
Wet knit fabric mills—Continued								
Secondary products and miscellaneous receipts		313241-SM						
Secondary products		313241-S	06/01	97.9	97.9	(³)	(³)	(³)
Other knit fabric & lace mills	313249		12/03	100.4	100.5	100.4	.4	-.1
Primary products		313249-P	06/81	120.8	120.9	120.8	.5	-.1
Finished warp knit fabrics, finished in knitting mills		313249-3	12/03	100.1	100.7	100.6	.6	-.1
Nonapparel knit end products made in knitting mills, including towels/washcloths		313249-9	12/03	109.6	(³)	104.4	4.4	(³)
Textile fabric finishing/fabric coating mills	3133		12/03	99.8	101.6	101.0	1.0	-.6
Textile & fabric finishing mills	31331		12/03	99.7	101.5	101.0	1.0	-.5
Broadwoven fabric finishing mills	313311		12/03	99.8	102.4	101.5	1.5	-.9
Primary products		313311-P	12/03	99.8	102.5	101.5	1.5	-1.0
Finished cotton broadwoven fabrics (not finished in weaving mills)		313311-1	06/84	117.4	118.9	118.7	-2.3	-.2
Job or commission finishing of cotton broadwoven fabrics		313311-3	06/84	161.0	160.5	160.7	(³)	.1
Finished manmade fiber & silk broadwoven fabrics (not finished in weaving mills)		313311-5	06/84	133.2	141.3	137.4	4.7	-2.8
Job or commission finishing of manmade fiber and silk broadwoven fabrics		313311-7	06/84	121.5	121.9	123.8	.5	1.6
Secondary products and miscellaneous receipts		313311-SM						
Textile/fabric finishing (exc broadwoven) mills	313312		12/03	99.6	99.7	99.9	-.1	.2
Primary products		313312-P	12/03	99.8	100.0	100.2	.2	.2
Finished fabrics (except broadwoven) and other finished textiles		313312-1	12/03	99.8	100.0	100.2	.2	.2
Fabric coating mills	31332		12/03	100.2	101.9	101.1	1.1	-.8
Fabric coating mills	313320		06/85	141.5	143.8	142.8	1.1	-.7
Primary products		313320-P	06/85	139.7	142.1	141.0	1.1	-.8
Vinyl coated fabrics, including expanded vinyl coated		313320-1	06/85	136.9	139.3	139.0	3.1	-.2
Pyroxylin and polyurethane coated fabrics		313320-5131	06/85	151.2	152.8	152.8	1.2	0
Other coated or laminated fabrics, excluding rubberized fabrics		313320-5491	06/85	143.8	146.9	144.8	.1	-1.4
Secondary products and miscellaneous receipts		313320-SM						
Secondary products		313320-S	06/85	133.7	133.7	133.7	.3	0
Textile product mills	314		12/03	102.2	103.6	103.6	3.6	0
Textile furnishings mills	3141		12/03	102.1	103.9	103.8	3.8	-.1
Carpet & rug mills	31411		12/84	126.7	130.3	130.0	6.2	-.2
Carpet & rug mills	314110		06/90	115.9	119.2	119.0	6.3	-.2
Primary products		314110-P	06/90	116.1	119.6	119.4	7.0	-.2
Woven carpet and rugs		314110-1	06/85	168.2	168.8	168.8	8.8	0
Tufted carpet and rugs		314110-2	12/79	160.1	165.2	164.9	6.9	-.2
Nylon		314110-215	12/79	167.8	172.6	171.9	7.2	-.4
Polypropylene		314110-217	12/98	113.8	118.6	119.8	8.5	1.0
Polyester and other carpet and rugs		314110-219	12/98	114.4	120.6	120.2	7.2	-.3
Finishing only		314110-288	12/86	116.2	116.2	116.2	0	0
Other carpet and rugs		314110-3	06/85	132.3	132.9	132.9	5.9	0
Curtain & linen mills	31412		12/03	100.1	100.5	100.5	.5	0
Curtain and drapery mills	314121		06/84	153.3	153.5	153.5	-.2	0
Primary products		314121-P	06/84	145.4	145.7	145.7	-.3	0
Curtains and draperies, knit except lace		314121-1111	06/98	105.1	106.5	106.5	2.6	0
Woven window curtains, all fabrics		314121-1261	06/84	135.5	135.5	135.5	.1	0
Woven draperies, all fabrics		314121-1399	06/84	154.0	154.0	154.0	-1.1	0
Secondary products and miscellaneous receipts		314121-SM						
Secondary products		314121-S	06/84	160.6	160.6	160.6	.1	0
Other household textile product mills	314129		06/83	116.8	117.3	117.3	.7	0
Primary products		314129-P	06/83	113.1	113.1	113.1	-.1	0
Bedspreads and bedsets		314129-1	06/83	115.5	115.5	(³)	(³)	(³)
Towels and washcloths		314129-5	06/83	104.8	104.8	104.8	-.7	0
Other household furnishings		314129-7	06/83	117.4	117.4	117.4	.1	0
Comforters and quilts		314129-72	06/83	77.9	77.9	77.9	0	0
Pillows, including bed, fancy, and cushions, including foam		314129-73	03/96	127.7	127.7	127.7	0	0
Blankets, mattress protectors, table linen, and slip covers		314129-74	12/97	100.5	100.5	100.5	.2	0
Secondary products and miscellaneous receipts		314129-SM						
Miscellaneous products		314129-M	06/83	133.9	142.9	142.9	6.7	0
Secondary products		314129-S	06/83	153.5	154.0	154.0	5.9	0
Other textile product mills	3149		12/03	102.5	103.1	103.2	3.2	.1

See footnotes at end of table.

Table 5. Producer price indexes for the net output of selected industries and their products, not seasonally adjusted
—Continued

Industry and product ¹	Industry code	Product code	Index base	Index			Percent change to Dec. 2004 from:	
				Aug. 2004 ²	Nov. 2004 ²	Dec. 2004 ²	Dec. 2003	Nov. 2004
Textile bag & canvas mills	31491		12/03	102.9	103.1	104.2	4.2	1.1
Textile bag mills	314911		12/85	143.7	144.6	148.8	8.9	2.9
Primary products		314911-P	12/85	138.0	139.1	143.8	10.3	3.4
Textile bags		314911-0	12/03	105.8	106.7	110.3	10.3	3.4
Duffle bags and knapsacks, all materials		314911-01	12/02	101.6	101.0	101.0	2.2	0
All other textile bags		314911-02	12/85	145.0	146.6	152.8	12.3	4.2
Secondary products and miscellaneous receipts		314911-SM						
Miscellaneous receipts		314911-M	12/02	102.9	(³)	(³)	(³)	(³)
Secondary products		314911-S	12/85	181.3	181.3	181.3	2.5	0
Canvas & related product mills	314912		12/85	207.7	207.6	207.6	1.6	0
Primary products		314912-P	12/85	212.2	212.1	212.1	1.6	0
Canvas and related products		314912-1	06/03	101.4	101.3	101.3	1.6	0
Secondary products and miscellaneous receipts		314912-SM						
Miscellaneous receipts		314912-M	06/03	101.0	100.5	101.2	1.2	.7
Secondary products		314912-S	12/85	167.5	168.5	168.0	1.1	-.3
All other textile product mills	31499		12/03	102.3	103.0	102.9	2.9	-.1
Rope, cordage, and twine mills	314991		06/85	150.5	152.6	153.5	10.1	.6
Primary products		314991-P	06/85	143.2	145.9	147.1	5.6	.8
Cordage and twine, hard fiber		314991-1	12/03	105.5	110.8	111.3	11.3	.5
Cordage and twine, soft fiber (except cotton)		314991-3	06/85	120.5	122.4	123.6	5.4	1.0
Cotton cordage and twine		314991-5	06/85	90.7	92.5	92.5	3.6	0
Secondary products and miscellaneous receipts		314991-SM						
Miscellaneous receipts		314991-M	12/93	146.9	147.0	146.5	(³)	-.3
Tire cord & tire fabric mills	314992		06/84	108.4	109.8	109.7	2.7	-.1
Primary products		314992-P	06/84	108.9	110.3	110.1	2.6	-.2
Tire cord and tire fabrics		314992-1	06/84	108.9	110.3	110.1	2.6	-.2
All other miscellaneous textile product mills	314999		12/03	101.9	102.4	102.1	2.1	-.3
Primary products		314999-P	12/03	102.0	102.5	102.2	2.2	-.3
Recovered fibers, processed mill waste, and related products		314999-1	12/85	180.0	180.6	171.9	9.2	-4.8
Paddings & upholstery filling, batting & wadding (except foam rubber & plastics)		314999-3	12/85	119.7	122.5	125.0	6.3	2.0
Embroideries (except Schifflli machine products)		314999-5	12/85	147.7	148.0	147.8	1.0	-.1
Other trimmings and findings		314999-7	12/03	100.1	(³)	(³)	(³)	(³)
Fabricated textile products, nec		314999-9	12/03	100.6	100.8	100.8	.8	0
Secondary products and miscellaneous receipts		314999-SM						
Miscellaneous receipts		314999-M	12/03	101.5	102.1	102.0	2.0	-.1
Secondary products		314999-S	12/03	100.2	100.7	100.5	.5	-.2
Apparel Manufacturing	315		12/03	99.7	100.1	100.1	.1	0
Apparel knitting mills	3151		12/84	110.0	110.3	110.2	-1.3	-.1
Hosiery & sock mills	31511		12/84	110.7	111.4	111.3	-.3	-.1
Sheer hosiery mills	315111		06/84	131.9	132.1	132.1	-.3	0
Primary products		315111-P	06/84	132.4	132.5	132.5	-.3	0
Women's, misses', and girls' finished hosiery		315111-1	12/02	99.1	99.4	99.4	1.5	0
Women's, misses', and girls' finished pantyhose, sheer, incl. tights, all needle		315111-3	06/84	124.3	124.6	124.6	-.8	0
Sheer hosiery (except socks) shipped in the greige		315111-5	12/02	101.5	100.3	(³)	(³)	(³)
Secondary products and miscellaneous receipts		315111-SM						
Secondary products		315111-S	06/84	122.7	(³)	(³)	(³)	(³)
Other hosiery & sock mills	315119		06/84	127.5	128.6	128.5	-.3	-.1
Primary products		315119-P	06/84	126.8	127.9	127.8	-.3	-.1
Men's finished seamless hosiery and socks, sizes 10 and up		315119-1	06/84	147.5	149.8	149.8	.5	0
All other finished hosiery, other than sheer		315119-3	06/84	107.5	107.4	107.4	-1.6	0
Seamless hosiery shipped in the greige		315119-5	06/84	101.8	101.7	100.9	-1.0	-.8
Secondary products and miscellaneous receipts		315119-SM						
Outerwear knitting mills	315191		12/84	102.8	102.7	102.8	-2.3	.1
Primary products		315191-P	12/84	98.0	98.0	98.0	-2.8	0
All other knit outerwear products		315191-C	12/84	94.9	94.7	94.7	-1.0	0
Knit gloves and mittens, incl fabric/leather comb., made in knitting mills		315191-G	12/85	121.0	121.0	121.2	.2	.2
Men's and junior boys' sweaters, made in knitting mills		315191-1	12/84	129.0	129.0	129.0	0	0
Women's, misses', and juniors' sweaters, made in knitting mills		315191-3	12/84	83.8	83.8	(³)	(³)	(³)
Men's and junior boys' knit shirts, made in knitting mills		315191-7	12/84	101.8	101.8	(³)	(³)	(³)
Women's, misses', and juniors' knit shirts and blouses, made in knitting mills		315191-9	12/97	84.7	84.7	84.7	-2.8	0
Secondary products and miscellaneous receipts		315191-SM						
Secondary products		315191-S	12/84	135.4	135.4	135.4	.1	0

See footnotes at end of table.

Table 5. Producer price indexes for the net output of selected industries and their products, not seasonally adjusted
—Continued

Industry and product ¹	Industry code	Product code	Index base	Index			Percent change to Dec. 2004 from:	
				Aug. 2004 ²	Nov. 2004 ²	Dec. 2004 ²	Dec. 2003	Nov. 2004
Underwear & nightwear knitting mills	315192		06/82	128.6	128.6	128.6	-0.5	0.0
Primary products		315192-P	06/82	127.7	127.7	127.7	-.5	0
Men's and junior boys' knit underwear and nightwear		315192-1	06/82	117.5	117.5	117.5	-.8	0
Women's/misses'/juniors'/girls'/little boys'/infants' knit underwear & nightwear		315192-3	06/82	139.8	139.8	139.8	.1	0
Secondary products and miscellaneous receipts		315192-SM						
Cut & sew apparel mfg	3152		12/03	99.9	100.3	100.3	.3	0
Cut & sew apparel contractors	31521		12/03	100.0	100.0	100.0	0	0
Men's/boys' cut & sew apparel contractors	315211		12/03	100.8	100.8	100.8	.8	0
Primary Products		315211-P	12/03	100.9	100.9	100.9	.9	0
Contract men's and boys' cut and sew apparel		315211-A	12/03	100.9	100.9	100.9	.9	0
Secondary products and miscellaneous receipts		315211-SM						
Secondary Products		315211-S	12/03	100.0	100.0	(³)	(³)	(³)
Women's/girls'/infants' cut/sew apparel contr	315212		12/03	99.8	99.8	99.8	-.2	0
Primary products		315212-P	12/03	99.7	99.7	99.7	-.3	0
Receipts for contract/commission work on women's, girls', and infants' apparel		315212-A	12/03	99.7	99.7	99.7	-.3	0
Secondary products and miscellaneous receipts		315212-SM						
Secondary products		315212-S	12/03	100.1	100.1	100.1	.1	0
Men's/boys' cut & sew apparel mfg	31522		12/03	99.8	100.1	99.9	-.1	-.2
Men's/boys' cut & sew underwear/nightwear mfg	315221		12/03	100.3	100.3	100.3	.3	0
Primary products		315221-P	12/03	100.2	100.2	100.2	.2	0
Men's, junior boys', and little boys' underwear		315221-1	12/03	100.3	100.3	100.3	.3	0
Secondary products and miscellaneous receipts		315221-SM						
Secondary products		315221-S	12/03	100.3	100.3	100.3	.3	0
Men's/boys' cut & sew suit, coat/overcoat mfg	315222		12/80	167.4	167.4	167.6	1.0	.1
Primary Products		315222-P	12/80	166.2	166.4	166.4	1.1	0
Men's, junior boys', and little boys' suits, including uniforms		315222-1	06/02	101.4	101.6	101.6	1.3	0
Men's and junior boys' overcoats, topcoats, and tailored car and suburban coats		315222-3	06/02	104.5	(³)	(³)	(³)	(³)
Men's and junior boys' tailored dress and sport coats		315222-5	06/02	100.2	100.1	100.2	.9	.1
Secondary products and miscellaneous receipts		315222-SM						
Secondary products		315222-S	12/80	184.2	183.4	184.2	0	.4
Men's/boys' cut & sew shirt (exc work) mfg	315223		06/83	111.9	112.7	112.5	.1	-.2
Primary Products		315223-P	06/83	109.8	110.9	110.7	.1	-.2
Men's, junior boys', and little boys' knit shirts		315223-1	06/83	90.7	92.0	91.7	-.8	-.3
Men's, junior boys', and little boys' woven dress and sport shirts		315223-3	06/83	136.3	136.7	136.7	2.2	0
Secondary Products and Miscellaneous Receipts		315223-SM						
Secondary Products		315223-S	06/83	125.6	125.6	125.6	.1	0
Men's/boys' cut & sew trouser/slack/jean mfg	315224		12/81	126.1	126.0	125.6	-1.2	-.3
Primary Products		315224-P	12/81	128.2	128.2	127.7	-1.3	-.4
Men's, junior boys', and little boys' trousers, pants, and slacks		315224-1	12/81	127.8	127.7	126.5	-2.8	-.9
Men's and junior boys' jeans		315224-3	12/81	126.7	126.7	126.6	-.3	-.1
Secondary Products and Miscellaneous Receipts		315224-SM						
Secondary Products		315224-S	12/81	123.7	123.7	123.7	-.9	0
Men's & boys' cut & sew work clothing mfg	315225		12/81	132.8	135.3	134.5	1.3	-.6
Primary products		315225-P	12/81	134.9	137.5	136.6	1.3	-.7
Men's and boys' work shirts		315225-1	12/81	123.7	125.8	125.2	.5	-.5
Men's and boys' work clothing and washable service apparel (excl. work shirts)		315225-3	12/81	136.3	139.1	138.1	1.5	-.7
Secondary products and miscellaneous receipts		315225-SM						
Miscellaneous receipts		315225-M	12/02	100.8	100.8	100.8	(³)	0
Secondary products		315225-S	12/81	123.7	124.7	124.6	.8	-.1
Men's/boys' cut & sew other outerwear mfg	315228		12/83	131.6	131.7	131.4	.8	-.2
Primary Products		315228-P	12/83	132.6	132.6	132.6	1.1	0
Men's, junior boys', and little boys' nontailored coats, jackets, and vests		315228-1	12/83	128.7	128.7	128.7	.7	0
Men's, junior boys', and little boys' shorts, sweaters, and other outerwear		315228-3	12/83	135.6	135.6	135.6	1.3	0
Men's and boys' sweaters, and men's and junior boys' other outerwear		315228-3111	12/83	139.8	139.8	139.8	2.0	0
Men's, junior boys', and little boys' waterproof outer garments		315228-5	12/03	103.7	103.7	103.9	3.9	.2
Secondary Products and Miscellaneous Receipts		315228-SM						
Miscellaneous Receipts		315228-M	12/83	130.6	130.6	(³)	(³)	(³)
Secondary Products		315228-S	12/83	136.5	137.1	135.5	0	-1.2
Women's/girls' cut & sew apparel mfg	31523		12/03	99.9	100.5	100.5	.5	0
Women's/girls' cut & sew lingerie mfg	315231		12/03	101.1	101.9	101.9	1.9	0

See footnotes at end of table.

Table 5. Producer price indexes for the net output of selected industries and their products, not seasonally adjusted
—Continued

Industry and product ¹	Industry code	Product code	Index base	Index			Percent change to Dec. 2004 from:	
				Aug. 2004 ²	Nov. 2004 ²	Dec. 2004 ²	Dec. 2003	Nov. 2004
Women's/girls' cut & sew lingerie mfg—Continued								
Primary products		315231-P	12/03	101.2	102.1	102.1	2.1	0.0
Women's, misses', juniors', and girls' underwear		315231-1	12/03	100.7	100.7	100.7	.7	0
Women's, misses', juniors', and girls' nightwear, except robes		315231-3	12/03	100.2	100.2	100.2	.2	0
Women's, misses', and juniors' brassieres		315231-5	06/82	143.9	146.6	146.6	3.1	0
Women's, misses', and juniors' corsets, combinations, and accessories		315231-7	06/82	187.6	187.6	187.6	(³)	0
Women's, misses', juniors', and girls' robes and dressing gowns		315231-9	12/03	100.0	100.0	100.0	0	0
Secondary products and miscellaneous receipts		315231-SM						
Miscellaneous receipts		315231-M	12/03	100.0	100.0	100.0	0	0
Secondary products		315231-S	12/03	101.0	100.4	100.4	.4	0
Women's/girls' cut & sew blouse mfg	315232		06/83	137.3	136.7	136.7	.9	0
Primary products		315232-P	06/83	138.8	138.8	138.8	-.6	0
Women's, misses', juniors', and girls' knit shirts and blouses		315232-1	06/93	107.9	107.9	107.9	-1.0	0
Women's, misses', juniors', and girls' woven shirts and blouses		315232-3	06/83	166.9	166.9	166.9	0	0
Secondary products and miscellaneous receipts		315232-SM						
Secondary products		315232-S	06/83	121.1	119.6	119.7	3.9	.1
Women's/girls' cut & sew dress mfg	315233		12/80	124.8	124.8	124.8	1.0	0
Primary products		315233-P	12/80	123.7	123.7	123.7	1.1	0
Women's and girls' dresses		315233-1	12/03	101.1	101.0	101.1	1.1	.1
Women's, misses', and juniors' dresses		315233-1111	06/86	112.6	112.6	112.6	1.2	0
Girls' dresses		315233-1221	12/84	128.4	128.3	128.4	0	.1
Secondary products and miscellaneous receipts		315233-SM						
Secondary products		315233-S	12/80	148.8	148.9	148.9	.9	0
Women's/girls' cut & sew suit/coat/skirt mfg	315234		12/82	111.3	111.3	111.3	-.2	0
Primary products		315234-P	12/82	108.9	108.9	108.9	-.3	0
Women's, misses', juniors', and girls' skirts, tailored jackets, and vests		315234-5	12/82	114.2	114.2	114.2	-.3	0
Women's, misses', and juniors' separate skirts		315234-5010	12/82	113.3	113.3	113.3	-.4	0
Women's, misses', and juniors' tailored jackets and vests		315234-5120	12/98	100.5	100.5	100.5	-.3	0
Secondary products and miscellaneous receipts		315234-SM						
Secondary products		315234-S	12/82	123.2	123.2	123.2	0	0
Women's/girls' cut & sew other outerwear mfg	315239		06/83	111.0	112.8	112.8	-.4	0
Primary products		315239-P	06/83	112.8	115.6	115.6	-.4	0
Women's, misses', and juniors' swimwear		315239-3	12/83	(³)	(³)	(³)	(³)	(³)
Women's/misses'/juniors'/girls' slacks, incl. jeans & jean-cut casual slacks		315239-5	06/83	92.2	92.2	92.2	0	0
Women's/misses'/juniors' other outerwear & girls' sweaters		315239-7	06/83	129.8	129.8	129.8	0	0
Women's, misses', and juniors' shorts		315239-70	06/93	91.5	(³)	(³)	(³)	(³)
Women's, misses', and juniors' other outerwear & girls' sweaters		315239-71	06/93	152.6	152.6	(³)	(³)	(³)
Secondary products and miscellaneous receipts		315239-SM						
Secondary products		315239-S	06/83	104.9	104.9	104.9	0	0
Other cut & sew apparel mfg	31529		12/03	100.3	100.6	100.6	.6	0
Infants' cut & sew apparel mfg	315291		12/03	100.2	100.2	100.2	.2	0
Primary products		315291-P	12/03	100.4	100.4	100.4	.4	0
Infants' apparel		315291-1	12/03	100.4	100.4	100.4	.4	0
Infants' underwear and nightwear		315291-11	12/03	100.0	(³)	100.0	0	(³)
Infants' outerwear		315291-12	12/03	100.6	100.6	100.6	.6	0
Secondary products and miscellaneous receipts		315291-SM						
Secondary products		315291-S	12/03	100.0	(³)	100.0	0	(³)
Fur & leather apparel mfg	315292		12/03	102.8	102.8	103.1	3.1	.3
Primary products		315292-P	12/03	103.0	103.0	103.3	3.3	.3
Fur coats and other fur garments, accessories, and trimmings		315292-1	12/83	151.2	151.2	152.0	4.6	.5
Leather and sheep-lined clothing		315292-5	12/85	130.7	130.7	130.7	2.0	0
Secondary products and miscellaneous receipts		315292-SM						
Secondary products		315292-S	12/03	100.2	(³)	(³)	(³)	(³)
All other cut & sew apparel mfg	315299		12/03	99.8	100.5	100.4	.4	-.1
Primary Products		315299-P	12/03	100.3	101.3	101.1	1.1	-.2
Athletic uniforms		315299-4	12/03	100.4	100.4	100.4	.4	0
Apparel, NEC		315299-5	12/03	100.3	101.9	101.6	1.6	-.3
Secondary Products and Miscellaneous Receipts		315299-SM						
Secondary Products		315299-S	12/03	90.4	89.1	89.3	-10.7	.2
Apparel accessories & other apparel mfg	3159		12/03	100.7	100.7	100.8	.8	.1
Apparel accessories & other apparel mfg	31599		12/03	100.7	100.7	100.8	.8	.1
Hat, cap & millinery mfg	315991		12/90	128.0	128.1	128.5	.8	.3
Primary products		315991-P	12/90	130.0	130.1	130.6	.8	.4
Millinery		315991-1	12/90	116.7	116.7	116.7	1.5	0
Hat and hat bodies, except cloth and millinery		315991-2	12/90	132.8	133.2	133.2	1.5	0
Cloth hats and caps		315991-3	12/90	132.3	132.3	133.0	.6	.5

See footnotes at end of table.

Table 5. Producer price indexes for the net output of selected industries and their products, not seasonally adjusted

—Continued

Industry and product ¹	Industry code	Product code	Index base	Index			Percent change to Dec. 2004 from:	
				Aug. 2004 ²	Nov. 2004 ²	Dec. 2004 ²	Dec. 2003	Nov. 2004
Hat, cap & millinery mfg—Continued								
Secondary products and miscellaneous receipts		315991-SM						
Miscellaneous receipts		315991-M	12/90	100.3	100.3	100.3	0.0	0.0
Secondary products		315991-S	12/90	131.9	(³)	131.9	0	(³)
Glove & mitten mfg	315992		12/03	101.2	101.3	101.3	1.3	0
Primary products		315992-P	12/03	101.3	101.4	101.4	1.4	0
Gloves and mittens made from woven or purchased knit fabric		315992-1	12/03	100.4	100.4	100.4	.4	0
Gloves and mittens, leather-and-fabric combinations		315992-3	06/85	129.1	129.1	129.1	(³)	0
Gloves and mittens, all leather		315992-5	06/85	148.1	149.2	149.2	4.0	0
Secondary products and miscellaneous receipts		315992-SM						
Miscellaneous receipts		315992-M	12/03	100.0	100.0	100.0	0	0
Men's & boys' neckwear mfg	315993		12/83	143.8	143.8	143.8	2.6	0
Primary products		315993-P	12/83	147.9	147.9	147.9	1.8	0
Men's and boys' neckwear		315993-1	12/83	147.9	147.9	147.9	1.8	0
Men's and boys' neckties		315993-12	12/83	148.1	148.1	148.1	1.8	0
All silk		315993-121	12/83	157.4	157.4	157.4	1.8	0
All polyester		315993-127	12/83	130.4	130.4	130.4	1.3	0
Other apparel accessories & other apparel mfg	315999		12/03	100.3	100.3	100.3	.3	0
Primary products		315999-P	12/03	100.0	100.0	100.0	0	0
Aprons and bibs, plastics and rubberized		315999-3	12/03	100.0	100.2	100.2	.2	0
Leather belts		315999-5	06/85	145.5	145.7	145.7	.2	0
Belts other than leather		315999-7	12/02	99.6	99.6	99.6	-.7	0
Secondary products and miscellaneous receipts		315999-SM						
Miscellaneous receipts		315999-M	12/03	102.4	102.5	102.5	2.5	0
Secondary products		315999-S	12/03	100.0	100.1	100.1	.1	0
Leather & allied product mfg	316		12/84	143.6	143.9	144.1	.5	.1
Leather & hide tanning & finishing	3161		06/81	205.2	205.5	206.2	.9	.3
Leather & hide tanning & finishing	31611		06/81	205.2	205.5	206.2	.9	.3
Leather and hide tanning and finishing	316110		06/81	205.0	205.3	206.0	.8	.3
Primary products		316110-P	06/81	205.7	206.0	206.7	.8	.3
Finished and unfinished leather		316110-1	12/97	118.4	118.6	119.1	.9	.4
Contract & commission receipts for tanning or finishing leather owned by others		316110-4	06/81	139.9	139.9	139.9	0	0
Secondary products and miscellaneous receipts		316110-SM						
Secondary products		316110-S	04/82	149.0	(³)	149.0	.7	(³)
Footwear mfg	3162		12/03	100.1	100.4	100.4	.4	0
Footwear mfg	31621		12/03	100.1	100.4	100.4	.4	0
Rubber and plastic footwear manufacturing	316211		12/80	129.9	130.3	130.3	.9	0
Primary products		316211-P	12/80	136.2	136.6	136.6	1.0	0
Protective footwear		316211-1	12/80	161.8	163.7	163.7	3.6	0
Shoes with soles vulcanized, molded or cemented to fabric uppers, excl. slippers		316211-4	12/86	114.8	114.8	114.8	0	0
Secondary products and miscellaneous receipts		316211-SM						
Miscellaneous receipts		316211-M	12/93	101.4	(³)	(³)	(³)	(³)
Secondary products		316211-S	12/80	137.0	137.0	(³)	(³)	(³)
House slipper mfg	316212		06/85	138.1	138.1	138.1	1.3	0
Primary products		316212-P	06/85	134.8	134.8	134.8	2.0	0
House slippers, all types, except socks		316212-1	06/85	134.4	134.4	134.4	2.1	0
Secondary products and miscellaneous receipts		316212-SM						
Miscellaneous receipts		316212-M	12/02	100.1	100.1	100.1	(³)	0
Secondary products		316212-S	12/90	(³)	(³)	(³)	(³)	(³)
Men's footwear (exc athletic) mfg	316213		12/80	169.2	169.7	169.6	.1	-.1
Primary products		316213-P	12/80	173.4	174.2	174.1	.2	-.1
Men's shoes, except athletic		316213-4	12/93	112.7	113.1	113.1	.2	0
Dress and casual shoes and boots, except western		316213-411	12/93	113.7	113.7	113.7	-.4	0
Western style boots		316213-422	12/93	98.2	99.6	(³)	(³)	(⁴)
Workshoes and work oxfords		316213-441	12/93	120.0	120.0	120.0	-.3	0
Secondary products and miscellaneous receipts		316213-SM						
Secondary products		316213-S	12/80	145.2	145.2	145.2	-.1	0
Women's footwear (exc athletic) mfg	316214		12/80	129.7	129.7	129.8	1.1	.1
Primary products		316214-P	12/80	127.4	127.4	127.5	1.4	.1
Women's footwear, except athletic		316214-A	12/93	101.3	101.3	101.4	1.3	.1
Secondary products and miscellaneous receipts		316214-SM						
Secondary products		316214-S	12/80	179.5	179.5	179.5	.2	0

See footnotes at end of table.

Table 5. Producer price indexes for the net output of selected industries and their products, not seasonally adjusted

—Continued

Industry and product ¹	Industry code	Product code	Index base	Index			Percent change to Dec. 2004 from:	
				Aug. 2004 ²	Nov. 2004 ²	Dec. 2004 ²	Dec. 2003	Nov. 2004
Other footwear mfg	316219		12/79	154.4	154.4	154.4	-2.6	0.0
Primary products		316219-P	12/79	154.4	154.4	154.4	-3.7	0
All other footwear, including youths' and boys', misses' children's, and infants		316219-8	12/02	93.1	(³)	(³)	(³)	(³)
Secondary products and miscellaneous receipts		316219-SM						
Other leather & allied product mfg	3169		12/03	100.1	100.2	100.4	.4	.2
Other leather & allied product mfg	31699		12/03	100.1	100.2	100.4	.4	.2
Luggage mfg	316991		12/84	121.5	121.5	122.0	-1.5	.4
Primary products		316991-P	12/84	120.9	120.9	121.2	-3.5	.2
Hand luggage		316991-1	12/84	110.6	110.6	110.6	-3.9	0
Luggage other than hand luggage		316991-2	12/84	146.0	146.9	159.5	12.5	8.6
Secondary products and miscellaneous receipts		316991-SM						
Women's handbag & purse mfg	316992		06/82	131.5	131.5	131.5	1.2	0
Primary products		316992-P	06/82	132.9	132.9	132.9	1.5	0
All or chiefly leather		316992-511	06/82	133.2	133.2	133.2	1.8	0
Other materials, except precious metals		316992-541	12/98	109.3	109.3	109.3	.6	0
Secondary products and miscellaneous receipts		316992-SM						
Secondary products		316992-S	06/82	140.5	(³)	(³)	(³)	(³)
Personal leather good (exc purse) mfg	316993		06/82	145.1	145.1	145.4	.8	.2
Primary products		316993-P	06/82	147.4	147.4	147.7	.8	.2
Billfolds, wallets, french purses and clutches		316993-511	06/82	147.2	147.2	(³)	(³)	(³)
Other personal goods		316993-598	12/98	103.2	103.2	103.7	1.6	.5
Secondary products and miscellaneous receipts		316993-SM						
All other leather good mfg	316999		12/03	102.5	102.8	102.8	2.8	0
Primary products		316999-P	12/03	102.6	103.0	102.9	2.9	-.1
All other leather goods, n.e.c.		316999-2	12/03	102.6	103.0	102.9	2.9	-.1
Secondary products and miscellaneous receipts		316999-SM						
Secondary products		316999-S	06/85	156.4	156.4	156.4	3.8	0
Wood products manufacturing	321		12/03	109.8	105.0	106.0	6.0	1.0
Sawmills and wood preservation	3211		12/03	117.4	106.0	106.3	6.3	.3
Sawmills & wood preservation	32111		12/03	117.4	106.0	106.3	6.3	.3
Sawmills	321113		12/80	175.1	156.1	156.7	7.2	.4
Primary products		321113-P	12/03	121.8	107.3	107.8	7.8	.5
Hardwood lumber, not edge worked, not manufactured from purchased lumber		321113-1	12/03	103.9	104.1	103.7	3.7	-.4
Softwood lumber, not edge worked, not manufactured from purchased lumber		321113-3	12/03	131.9	109.4	110.1	10.1	.6
Wood chips, except field chips		321113-5	12/80	86.7	86.2	85.9	3.4	-.3
Wood ties, siding, shingles, and shakes and contract sawing of logs owned by oth		321113-7	12/03	97.9	97.7	100.6	.6	3.0
Secondary products and miscellaneous receipts		321113-SM						
Secondary products		321113-S	12/03	106.0	104.6	104.6	4.6	0
Wood preservation	321114		06/85	170.2	163.6	164.2	2.8	.4
Primary products		321114-P	06/85	171.4	164.2	164.9	3.3	.4
Wood poles, piles and posts owned and treated by the same establishment		321114-2	06/85	175.4	177.8	180.9	2.4	1.7
Other wood products owned and treated by the same establishment		321114-3	06/85	164.3	156.0	155.3	3.5	-.4
Railway cross-ties and mine ties, except switch or bridge		321114-311	06/85	190.3	191.2	190.1	2.9	-.6
Lumber rough and dressed, not edged, treated		321114-313	06/85	148.4	139.9	139.0	3.7	-.6
Other wood treated products including plywood, wood fence pickets, piling, rails		321114-319	06/85	187.7	177.9	181.2	1.9	1.9
Secondary products and miscellaneous receipts		321114-SM						
Miscellaneous receipts		321114-M	06/85	167.8	167.8	167.8	6.5	0
Secondary products		321114-S	06/85	167.9	(³)	(³)	(³)	(³)
Veneer, plywood & engineered wood product mfg	3212		12/03	109.6	97.6	102.0	2.0	4.5
Veneer, plywood & engineered wood product mfg	32121		12/03	109.6	97.6	102.0	2.0	4.5
Hardwood veneer & plywood manufacturing	321211		06/85	144.6	146.4	146.5	6.2	.1
Primary products		321211-P	06/85	148.7	150.1	150.1	6.4	0
Hardwood veneer (reinforced and not reinforced), incl. veneer backed with paper,		321211-1	12/03	103.9	104.7	104.4	4.4	-.3
Hardwood plywood, except prefinished hardwood plywood made from purchased hardwo		321211-3	06/85	149.1	150.2	150.6	9.1	.3
Hardwood plywood type products		321211-7	06/85	154.0	159.0	159.0	3.7	0
Secondary products and miscellaneous receipts		321211-SM						
Secondary products		321211-S	06/91	118.3	123.8	123.8	4.6	0

See footnotes at end of table.

Table 5. Producer price indexes for the net output of selected industries and their products, not seasonally adjusted
—Continued

Industry and product ¹	Industry code	Product code	Index base	Index			Percent change to Dec. 2004 from:	
				Aug. 2004 ²	Nov. 2004 ²	Dec. 2004 ²	Dec. 2003	Nov. 2004
Softwood veneer or plywood, mfg	321212		12/80	195.3	156.1	170.3	-7.3	9.1
Primary products		321212-P	12/80	202.9	161.6	177.0	-8.1	9.5
Softwood veneer, incl. veneer backed with paper, cloth, or other flexible materi		321212-1	12/80	153.2	155.2	151.9	-9.8	-2.1
Softwood plywood, rough, incl. touch sanded, interior and exterior		321212-3	12/80	182.1	129.7	152.2	-9.0	17.3
Softwood plywood, sanded, interior and exterior		321212-5	12/80	209.1	187.6	188.7	-4.4	.6
Softwood plywood type products		321212-9	06/95	143.0	134.0	133.2	13.9	-6
Secondary products and miscellaneous receipts		321212-SM						
Secondary products		321212-S	12/80	148.7	112.2	122.9	.9	9.5
Engineered wood member (exc truss) mfg	321213		12/03	112.2	115.6	115.6	15.6	0
Primary Products		321213-P	12/03	111.4	115.3	115.3	15.3	0
Laminated veneer lumber		321213-1	12/03	110.8	119.0	119.0	19.0	0
Other engineered structural wood members, ex. trusses & laminated veneer lumber		321213-2	12/03	111.6	114.2	114.2	14.2	0
Secondary products and miscellaneous receipts		321213-SM						
Secondary products		321213-S	12/03	101.9	101.9	101.9	1.9	0
Truss mfg	321214		12/03	117.3	116.8	116.0	16.0	-7
Primary products		321214-P	12/03	114.6	114.0	113.1	13.1	-8
Wood trusses		321214-1	12/03	114.6	114.0	113.1	13.1	-8
Secondary products and miscellaneous receipts		321214-SM						
Secondary products		321214-S	12/03	103.4	106.6	106.9	6.9	.3
Reconstituted wood product mfg	321219		06/91	170.3	143.0	153.5	-.9	7.3
Primary products		321219-P	06/91	172.9	144.8	155.5	-1.3	7.4
Particleboard, produced at this location		321219-1	12/82	182.8	169.7	168.4	15.8	-8
Waferboard and oriented strand board		321219-2	12/82	284.4	189.4	229.8	-17.0	21.3
Medium density fiberboard		321219-3	06/84	127.2	125.0	126.5	20.9	1.2
Hardboard products made from hardboard produced at this location		321219-4	06/84	119.8	122.0	122.1	2.9	.1
Hardboard products made from purchased hardboard		321219-6	09/84	144.8	135.1	137.7	3.5	1.9
Prefinished particleboard and medium density fiberboard made from purchased mate		321219-7	06/91	133.5	128.3	129.3	9.5	.8
Secondary products and miscellaneous receipts		321219-SM						
Other wood product mfg	3219		12/03	106.3	107.0	107.2	7.2	.2
Millwork	32191		12/03	107.0	106.0	105.9	5.9	-1
Wood window & door mfg	321911		12/03	102.8	103.3	103.3	3.3	0
Primary products		321911-P	12/03	102.4	102.8	102.9	2.9	.1
Wood window units		321911-1	06/83	171.8	172.2	172.2	.1	0
Wood sash, excluding sash shipped in window units		321911-3	06/83	196.9	196.9	196.9	2.4	0
Wood window and door frames		321911-5	06/83	173.5	177.1	177.1	31.3	0
Wood panel, flush, and molded face doors, interior and exterior		321911-7	06/83	169.7	169.7	169.9	2.3	.1
Other wood doors, incl. garage, bifold, patio, cabinet, screen, storm & louver ..		321911-9	06/83	174.0	175.7	175.7	3.0	0
Secondary products and miscellaneous receipts		321911-SM						
Miscellaneous receipts		321911-M	12/03	100.4	100.4	100.4	.4	0
Secondary products		321911-S	12/03	110.1	110.8	110.7	10.7	-1
Cut stock, resawing lumber & planing	321912		12/03	110.9	104.9	104.9	4.9	0
Primary products		321912-P	12/03	111.4	104.5	104.5	4.5	0
Hardwood lumber, not edge worked, made from purchased lumber and edge worked		321912-1	12/03	102.6	98.7	97.3	-2.7	-1.4
Softwood lumber, not edge worked, made from purchased lumber and edge worked		321912-3	12/03	129.9	107.8	108.5	8.5	.6
Hardwood cut stock and dimension		321912-5	06/84	170.3	172.4	172.4	4.9	0
Softwood cut stock and dimension		321912-7	12/80	168.4	168.4	169.4	5.7	.6
Sawn wood fence stock, wood lath, and contract resawing and planing		321912-9	12/03	103.8	103.8	103.8	3.8	0
Secondary products and miscellaneous receipts		321912-SM						
Miscellaneous receipts		321912-M	12/03	116.8	114.8	111.1	11.1	-3.2
Secondary products		321912-S	12/03	102.9	103.1	104.3	4.3	1.2
Other millwork (including flooring)	321918		12/03	112.4	112.2	112.0	12.0	-2
Primary products		321918-P	12/03	111.2	111.0	110.8	10.8	-2
Wood moldings, except prefinished moldings made from purchased moldings		321918-1	06/83	188.6	188.6	192.4	23.0	2.0
Prefinished wood moldings made from purchased moldings		321918-3	10/95	111.2	111.2	111.2	(³)	0
Other wood millwork products, inc stairwork, exterior millwork, and softwood fl ..		321918-5	12/03	104.2	104.6	104.5	4.5	-1
Hardwood flooring		321918-7	06/84	175.4	173.7	168.8	3.1	-2.8
Oak flooring (3/4 in., 1/2 in., 3/8 in. T&G and EM strip; 5/16 in. square edge strip)		321918-7111	06/84	171.0	168.7	160.8	.2	-4.7
Other hardwood flooring		321918-7222	12/03	107.9	107.7	108.2	8.2	.5
Secondary products and miscellaneous receipts		321918-SM						
Miscellaneous receipts		321918-M	12/03	100.0	101.4	101.4	1.4	0
Secondary products		321918-S	12/03	131.3	131.3	131.3	31.3	0
Wood container & pallet mfg	32192		12/03	103.8	104.1	105.2	5.2	1.1

See footnotes at end of table.

Table 5. Producer price indexes for the net output of selected industries and their products, not seasonally adjusted
—Continued

Industry and product ¹	Industry code	Product code	Index base	Index			Percent change to Dec. 2004 from:	
				Aug. 2004 ²	Nov. 2004 ²	Dec. 2004 ²	Dec. 2003	Nov. 2004
Wood container & pallet mfg	321920		12/03	103.8	104.1	105.2	5.2	1.1
Primary products		321920-P	12/03	103.9	104.2	105.4	5.4	1.2
Nailed and lock-corner wood boxes		321920-1	06/85	154.3	151.8	154.3	17.4	1.6
Wood box and crate shook		321920-3	06/85	150.7	150.7	150.7	(³)	0
Secondary products and miscellaneous receipts		321920-SM						
Miscellaneous receipts		321920-M	12/03	102.9	103.5	103.5	3.5	0
Secondary products		321920-S	12/03	103.0	102.4	102.5	2.5	.1
All other wood product mfg	32199		12/03	106.1	108.6	108.8	8.8	.2
Manufactured homes (mobile homes) mfg	321991		06/81	191.5	198.8	199.4	11.4	.3
Primary products		321991-P	06/81	191.5	198.8	199.5	11.5	.4
Manufactured homes (mobile homes)		321991-1	06/81	193.6	201.0	201.4	11.1	.2
Manufactured homes (mobile homes), 14 feet or more in width		321991-1211	12/03	106.2	111.7	112.1	12.1	.4
Prefabricated wood building mfg	321992		12/84	209.3	209.3	209.3	6.0	0
Primary products		321992-P	12/84	206.8	206.9	206.9	6.4	0
Components not sold as complete units		321992-1	12/89	193.4	183.7	183.1	-4.3	-3
Precut packages sold as complete units (residential and nonresidential)		321992-2	12/84	232.0	232.0	232.0	1.6	0
Panelized buildings sold as complete units		321992-3	12/84	218.5	219.8	219.6	17.7	-1
Modular buildings shipped with floors and walls, and usually ceilings and roofs		321992-4	12/84	180.1	181.2	181.3	6.4	.1
Residential		321992-444	12/84	180.2	181.7	181.9	7.6	.1
Nonresidential, including motels and hotels		321992-447	12/84	178.1	178.1	178.1	3.1	0
Secondary products and miscellaneous receipts		321992-SM						
Miscellaneous receipts		321992-M	06/98	119.3	119.3	(³)	(³)	(³)
Secondary products		321992-S	08/92	190.6	190.2	189.7	.9	-3
All other miscellaneous wood product mfg	321999		12/03	103.4	103.6	103.6	3.6	0
Primary products		321999-P	06/84	159.2	159.4	159.4	3.4	0
All other miscellaneous wood products		321999-1	06/02	104.1	104.2	104.2	3.5	0
Secondary products and miscellaneous receipts		321999-SM						
Miscellaneous receipts		321999-M	06/84	202.3	202.8	202.8	3.5	0
Secondary products		321999-S	06/84	153.3	153.3	153.3	5.4	0
Paper manufacturing	322		12/03	104.4	105.7	106.0	6.0	.3
Pulp, paper & paperboard mills	3221		12/03	105.9	107.7	108.4	8.4	.6
Pulp mills	32211		12/82	135.9	134.2	133.4	7.5	-6
Pulp mills	322110		12/82	135.9	134.2	133.4	7.5	-6
Primary products		322110-P	12/82	145.9	144.0	143.1	7.4	-6
Sulfate woodpulp, including soda		322110-3	12/82	139.1	136.7	134.2	6.5	-1.8
Sulfite and other woodpulp		322110-4	12/99	87.8	86.9	(³)	(³)	(³)
Pulp, other than wood, and pulp mill byproducts		322110-5	06/88	150.4	150.5	152.0	9.5	1.0
Paper mills	32212		06/81	152.2	155.6	157.2	6.7	1.0
Paper (except newsprint) mills	322121		12/03	103.3	105.2	106.0	6.0	.8
Primary products		322121-P	12/03	103.3	105.3	106.1	6.1	.8
Packaged and industrial converting paper, except unbleached kraft		322121-A	06/81	150.4	150.4	150.4	1.3	0
Sanitary tissue paper products		322121-N	06/83	155.1	158.6	159.1	6.2	.3
Paper table napkins, bulk & dispenser, industrial and retail		322121-N2	06/83	157.1	(³)	(³)	(³)	(³)
Toilet tissue		322121-N3	06/83	159.2	161.1	161.5	6.0	.2
Paper towels		322121-N6	06/83	168.1	170.4	170.2	4.5	-1
Clay-coated printing and converting paper		322121-1	06/81	159.3	161.9	165.0	7.8	1.9
Clay coated groundwood		322121-11	12/99	99.1	101.0	(³)	(³)	(³)
Clay coated freesheet and prime coated body stock		322121-12	12/99	103.4	104.8	104.8	6.3	0
Uncoated freesheet paper		322121-3	06/81	144.0	147.8	148.0	5.4	.1
Bond and writing paper		322121-31	12/99	100.1	103.1	103.7	4.3	.6
Publication and printing paper, all types		322121-33	12/99	105.3	108.2	108.5	7.2	.3
Cover and text papers and other converting and misc. uncoated freesheet		322121-34	12/99	108.8	110.9	110.0	6.0	-8
Secondary products and miscellaneous receipts		322121-SM	12/03	(³)	(³)	(³)	(³)	(³)
Newsprint mills	322122		12/03	103.4	108.9	112.1	12.1	2.9
Primary products		322122-P	12/03	103.3	109.0	113.0	13.0	3.7
Newsprint		322122-1	06/81	130.2	134.7	139.4	16.7	3.5
Secondary products and miscellaneous receipts		322122-SM	12/03	(³)	(³)	(³)	(³)	(³)
Paperboard mills	32213		12/82	198.6	200.0	200.0	11.9	0
Paperboard mills	322130		12/82	198.8	200.2	200.2	11.8	0
Primary products		322130-P	12/82	186.5	187.9	187.3	12.6	-3
Unbleached kraft packaging and industrial converting paperboard (>80% virgin wood pulp)		322130-1	12/82	183.9	182.5	182.5	15.2	0

See footnotes at end of table.

Table 5. Producer price indexes for the net output of selected industries and their products, not seasonally adjusted
—Continued

Industry and product ¹	Industry code	Product code	Index base	Index			Percent change to Dec. 2004 from:	
				Aug. 2004 ²	Nov. 2004 ²	Dec. 2004 ²	Dec. 2003	Nov. 2004
Bleached packaging and industrial converting paperboard (>80% virgin wood pulp)		322130-2	12/82	161.1	169.3	166.2	2.8	-1.8
Semichemical paperboard (>75% virgin wood pulp)		322130-3	12/82	187.2	184.7	185.6	17.6	.5
Recycled paperboard		322130-4	12/82	209.5	211.4	211.1	13.7	-.1
Secondary products and miscellaneous receipts		322130-SM						
Secondary products		322130-S	12/82	290.4	(³)	298.5	6.1	(³)
Converted paper product mfg	3222		12/03	103.5	104.7	104.7	4.7	0
Paper container mfg	32221		12/84	165.6	167.6	167.4	7.3	-.1
Corrugated & solid fiber box mfg	322211		03/80	207.2	210.2	209.8	9.8	-.2
Primary products		322211-P	03/80	209.1	212.1	211.7	9.9	-.2
Corrugated and solid fiber boxes, including pallets		322211-5	03/80	209.1	212.1	211.7	9.9	-.2
Corrugated shipping containers for food and beverages, and carryout boxes for re		322211-511	03/80	193.6	196.2	195.6	8.5	-.3
Corrugated shipping containers for paper and allied products		322211-513	03/80	215.7	218.7	218.7	10.2	0
Corrugated shipping containers for metal and electrical products		322211-517	06/02	103.8	104.9	105.0	5.0	.1
Corrugated shipping containers for all other end uses not specified		322211-519	03/80	218.6	223.5	222.6	12.2	-.4
Other corrugated and solid fiber products, including point-of-purchase displays		322211-558	06/02	110.0	110.3	110.4	9.2	.1
Corrugated paperboard in sheets and rolls, lined and unlined		322211-567	03/80	191.9	193.8	193.8	11.6	0
Secondary products and miscellaneous receipts		322211-SM						
Miscellaneous receipts		322211-M	06/02	119.1	120.9	120.9	14.9	0
Secondary products		322211-S	12/90	116.2	(³)	(³)	(³)	(³)
Folding paperboard box mfg	322212		12/83	145.5	146.5	146.3	.8	-.1
Primary products		322212-P	12/83	146.2	147.1	146.9	1.0	-.1
Folding paperboard boxes, except sanitary food containers, classified by end use		322212-1	12/83	146.7	147.8	147.3	1.1	-.3
Dry food and produce, incl. pet and animal food		322212-114	12/83	135.7	135.7	136.0	.6	-.2
Bottled and canned beverages		322212-121	12/83	(³)	(³)	(³)	(³)	(³)
Soaps and detergents		322212-131	12/83	110.8	110.8	110.8	-6.8	0
Hardware and household supplies		322212-151	12/83	169.6	175.7	174.5	8.2	-.7
Cosmetics and medicinal products		322212-171	12/83	143.8	147.4	145.8	4.0	-1.1
Cosmetics		322212-17101	12/83	137.2	(³)	142.0	8.6	(³)
Medicinal products		322212-17102	12/83	147.0	147.1	147.1	1.0	0
Paper goods or products, including book mailers		322212-181	12/83	142.4	141.6	141.6	-2.2	0
All other end uses, n.e.c.		322212-198	12/83	167.4	168.9	168.7	1.9	-.1
Folding sanitary containers for liquid, moist, oily or perishable foods		322212-2	06/85	131.2	131.4	132.2	.4	.6
Bakery, fresh		322212-201	06/85	136.2	136.2	136.2	0	0
Butter and ice cream packages and food pails		322212-202	06/85	176.8	(³)	(³)	(³)	(³)
Secondary products and miscellaneous receipts		322212-SM						
Secondary products		322212-S	12/83	128.6	129.3	129.2	-2.1	-.1
Setup paperboard boxes	322213		12/83	175.8	177.4	177.4	3.9	0
Primary products		322213-P	12/83	173.2	173.7	173.7	3.6	0
Setup (rigid) paperboard boxes		322213-1	12/83	173.2	173.7	173.7	3.6	0
Secondary products and miscellaneous receipts		322213-SM	12/83	(³)	(³)	(³)	(³)	(³)
Fiber can, tube, drum & oth products mfg	322214		12/85	186.4	187.5	188.2	3.5	.4
Primary products		322214-P	12/85	191.7	192.5	193.3	3.5	.4
Paperboard fiber drums with ends of any material		322214-1	12/85	179.3	(³)	(³)	(³)	(³)
Fiber cans, tubes, and similar fiber products		322214-2	12/85	194.6	195.6	196.6	4.6	.5
Fiber cans, all fiber and composite		322214-221	12/85	166.6	166.6	166.6	1.3	0
Fiber cores and tubes		322214-231	12/85	213.6	215.2	216.9	6.3	.8
Other paperboard products and all vulcanized fiber products		322214-285	12/02	89.1	89.4	89.4	3.5	0
Secondary products and miscellaneous receipts		322214-SM	12/85	(³)	(³)	(³)	(³)	(³)
Sanitary food containers, except folding	322215		06/85	194.2	195.8	196.6	5.0	.4
Primary products		322215-P	06/85	190.9	192.8	193.5	5.3	.4
Milk and milk-type paperboard cartons, incl. juices and other bev		322215-1	02/04	105.7	(³)	105.7	(³)	(³)
Cups and liquid-tight paper and paperboard containers		322215-3	06/85	221.0	224.2	225.5	5.1	.6
Secondary products and miscellaneous receipts		322215-SM	06/04	(³)	(³)	(³)	(³)	(³)
Paper bag & coated & treated paper mfg	32222		12/03	102.3	103.3	103.7	3.7	.4
Coated & laminated paper & plastics film	322221		12/03	100.9	103.3	102.9	2.9	-.4
Primary products		322221-P	12/03	101.2	103.5	102.9	2.9	-.6
Single-web paper, coated rolls and sheets, incl. waxed, for flexible packaging		322221-1	12/87	146.6	150.4	150.1	4.2	-.2
Secondary products and miscellaneous receipts		322221-SM						
Secondary products		322221-S	12/03	99.8	102.4	102.7	2.7	.3
Coated & laminated paper mfg	322222		12/03	102.1	102.3	102.7	2.7	.4
Primary products		322222-P	12/03	102.5	102.8	103.3	3.3	.5
Printing paper, coated at establishments other than where paper was produced		322222-1	12/82	(³)	(³)	(³)	(³)	(³)

See footnotes at end of table.

Table 5. Producer price indexes for the net output of selected industries and their products, not seasonally adjusted

—Continued

Industry and product ¹	Industry code	Product code	Index base	Index			Percent change to Dec. 2004 from:	
				Aug. 2004 ²	Nov. 2004 ²	Dec. 2004 ²	Dec. 2003	Nov. 2004
Coated & laminated paper mfg—Continued								
Pressure sensitive products		322222-5	12/82	148.3	148.1	148.9	3.6	0.5
Gift wrap paper		322222-7	06/85	141.5	(¹)	(¹)	(¹)	(¹)
Other coated and processed papers, nec, except for packaging uses		322222-9	12/82	157.0	159.1	159.7	3.9	.4
Secondary products and miscellaneous receipts		322222-SM						
Miscellaneous receipts		322222-M	12/03	96.2	96.2	96.2	-3.8	0
Secondary products		322222-S	12/03	101.3	101.2	101.2	1.2	0
Plastics, foil, and coated paper bag mfg	322223		12/03	102.1	106.1	109.8	9.8	3.5
Primary products		322223-P	12/03	102.7	106.6	110.4	10.4	3.6
Specialty bags, pouches, and liners, multiweb laminations and foil not film-film		322223-3	12/83	156.2	162.2	167.9	10.4	3.5
Secondary products and miscellaneous receipts		322223-SM	12/03	(¹)	(¹)	(¹)	(¹)	(¹)
Uncoated paper and multiwall bags	322224		12/90	117.3	121.4	121.9	9.6	.4
Primary products		322224-P	12/90	117.7	121.9	122.0	7.3	.1
Uncoated paper bags		322224-1	12/83	241.1	250.8	251.5	11.0	.3
Grocers' bags and sacks		322224-111	12/83	254.1	267.4	267.4	15.6	0
Variety bags		322224-112	12/83	173.3	179.3	178.7	9.1	-.3
Other uncoated bags		322224-115	12/83	194.9	200.5	203.2	6.9	1.3
Shipping sacks and multiwall bags		322224-2	12/83	201.6	208.2	208.3	5.1	0
Single and double wall		322224-211	12/83	171.8	(¹)	180.2	4.9	(¹)
Multiwall (three or more plies)		322224-212	12/83	207.9	214.3	214.3	5.2	0
Secondary products and miscellaneous receipts		322224-SM	12/83	(¹)	(¹)	(¹)	(¹)	(¹)
Laminated alum foil mfg for flexible pkg	322225		12/03	100.2	100.2	100.2	.2	0
Primary products		322225-P	12/03	100.3	100.3	100.3	.3	0
Laminated aluminum foil manufacturing		322225-1	12/84	114.8	114.8	114.8	.3	0
Surface-coated paperboard mfg	322226		12/03	101.1	101.1	101.1	1.1	0
Primary products		322226-P	12/03	101.2	101.2	101.2	1.2	0
Pasted, lined, laminated or surface-coated paperboard		322226-1	12/84	179.4	179.4	179.4	1.2	0
Secondary products and miscellaneous receipts		322226-SM	12/03	(¹)	(¹)	(¹)	(¹)	(¹)
Stationery product mfg	32223		12/03	102.8	104.2	104.0	4.0	-.2
Die-cut paper & paperboard mfg	322231		12/03	101.2	102.7	102.7	2.7	0
Primary products		322231-P	12/03	101.1	102.9	102.9	2.9	0
Die-cut paper and paperboard office supplies		322231-1	12/89	100.1	100.1	100.1	.2	0
Paper supplies for bus. machines/other misc unprinted paper office supplies, nec		322231-3	06/85	126.5	132.0	132.0	6.9	0
Secondary products and miscellaneous receipts		322231-SM						
Miscellaneous receipts		322231-M	12/03	100.4	(¹)	100.4	.4	(¹)
Secondary products		322231-S	12/03	103.1	103.1	103.1	3.1	0
Envelope manufacturing	322232		12/84	135.8	136.0	135.7	3.7	-.2
Primary products		322232-P	12/84	131.3	131.6	131.2	1.8	-.3
Envelopes, all types		322232-1	12/84	131.3	131.6	131.2	1.8	-.3
Stationery tablet & related product mfg	322233		06/85	146.8	151.9	152.0	6.4	.1
Primary products		322233-P	06/85	158.5	165.5	165.3	10.2	-.1
Stationery		322233-1	06/85	155.5	155.6	155.6	.2	0
Tablets and related products		322233-2	06/85	160.0	168.0	167.7	11.7	-.2
Legal pads		322233-212	06/85	174.2	182.2	182.2	5.9	0
Tablets and pads, except legal pads		322233-213	06/85	174.8	177.9	176.3	.9	-.9
Notebooks		322233-235	06/85	129.1	134.1	133.9	3.0	-.1
Looseleaf fillers (school and commercial types)		322233-245	06/85	193.7	204.6	204.6	4.0	0
Wrapped ream papers		322233-251	06/85	154.5	167.1	167.1	41.4	0
Other tablets and related products		322233-298	06/85	145.8	150.5	150.2	3.0	-.2
Secondary products and miscellaneous receipts		322233-SM						
Miscellaneous receipts		322233-M	06/85	115.9	124.2	124.2	(¹)	0
Secondary products		322233-S	06/85	126.2	127.0	127.7	1.2	.6
Other converted paper product mfg	32229		12/03	96.8	97.7	97.5	-2.5	-.2
Sanitary paper product mfg	322291		12/03	94.4	95.2	95.0	-5.0	-.2
Primary products		322291-P	06/83	141.7	142.9	142.5	-5.3	-.3
Sanitary napkins and tampons (not made in paper mills)		322291-1	06/83	208.8	210.3	210.3	.4	0
Sanitary paper products (not made in paper mills)		322291-5	12/03	99.9	102.2	101.4	1.4	-.8
Facial tissues & handkerchiefs, including sputum wipes (not made in paper mills)		322291-51	12/03	91.1	(¹)	(¹)	(¹)	(¹)
Paper table napkins (not made in paper mills)		322291-52	12/03	103.6	105.6	105.6	5.6	0
Toilet tissue, rolls and ovals (not made in paper mills)		322291-53	12/03	99.6	(¹)	(¹)	(¹)	(¹)
Paper towels (rolled, folded or interfolded) (not made in paper mills)		322291-56	12/03	99.4	(¹)	(¹)	(¹)	(¹)
Other sanitary tissue paper products (except surgical and medical)		322291-58	12/02	97.0	102.3	102.3	1.9	0
Secondary products and miscellaneous receipts		322291-SM						
Secondary receipts		322291-S	06/83	151.0	152.3	152.3	-2.0	0

See footnotes at end of table.

Table 5. Producer price indexes for the net output of selected industries and their products, not seasonally adjusted
—Continued

Industry and product ¹	Industry code	Product code	Index base	Index			Percent change to Dec. 2004 from:	
				Aug. 2004 ²	Nov. 2004 ²	Dec. 2004 ²	Dec. 2003	Nov. 2004
All other converted paper product mfg	322299		12/03	102.2	103.4	103.0	3.0	-0.4
Primary products		322299-P	12/03	101.2	101.9	101.5	1.5	-.4
Molded pulp goods, including egg cartons, florists pots, food trays, etc.		322299-1	12/03	104.7	106.5	103.9	3.9	-2.4
Other converted paper and paperboard products, nec		322299-3	12/03	100.5	101.0	101.0	1.0	0
Secondary products and miscellaneous receipts		322299-SM						
Miscellaneous receipts		322299-M	12/03	111.2	115.4	115.4	15.4	0
Secondary products		322299-S	12/03	100.8	102.3	102.3	2.3	0
Printing and related support activities	323		12/03	101.3	102.1	102.0	2.0	-.1
Printing and related support activities	3231		12/03	101.4	102.1	102.0	2.0	-.1
Printing	32311		12/03	101.4	102.2	102.1	2.1	-.1
Commercial lithographic printing	323110		06/82	158.5	160.1	160.0	1.8	-.1
Primary products		323110-P	06/82	158.0	159.7	159.5	1.5	-.1
General job printing, nec (lithographic) (offset)		323110-B	12/01	101.2	101.6	101.7	1.2	.1
Magazine and periodical printing (lithographic) (offset)		323110-1	06/82	128.7	131.2	130.8	.3	-.3
Label and wrapper printing (lithographic) (offset)		323110-3	06/82	146.2	146.2	146.2	.6	0
Catalog and directory printing (lithographic) (offset)		323110-5	06/82	138.1	139.8	140.1	2.5	.2
Financial and legal printing (lithographic) (offset)		323110-7	06/82	163.5	165.6	166.0	2.9	.2
Advertising printing (lithographic) (offset)		323110-9	06/82	147.6	149.4	148.9	1.8	-.3
Direct mail advertising printing (lithographic) incl. circulars, cards, etc.		323110-91	12/88	124.2	125.7	125.3	1.8	-.3
Secondary products and miscellaneous receipts		323110-SM						
Miscellaneous receipts		323110-M	06/82	144.7	145.3	144.8	4.2	-.3
Secondary products		323110-S	06/82	170.8	171.7	171.6	3.9	-.1
Commercial gravure printing	323111		06/82	103.7	104.5	103.5	.5	-1.0
Primary products		323111-P	06/82	102.0	102.9	101.8	.5	-1.1
Magazine and periodical printing, gravure		323111-1	08/82	93.5	(¹)	93.5	.8	(¹)
Label and wrapper printing, gravure		323111-2	06/82	128.5	128.4	128.4	1.3	0
Catalog and directory printing, gravure		323111-3	12/96	108.7	(¹)	108.7	1.1	(¹)
Advertising printing, gravure		323111-5	12/96	90.8	90.8	90.8	0	0
Other commercial printing, gravure		323111-6	06/82	113.1	116.0	111.7	-.9	-3.7
Commercial flexographic printing	323112		12/03	102.7	102.7	102.8	2.8	.1
Primary products		323112-P	12/03	101.8	101.8	101.8	1.8	0
Label and wrapper printing, flexographic		323112-1	12/01	102.9	102.9	103.0	1.8	.1
Flexographic printing, n.e.c.		323112-3	12/01	102.0	102.0	102.0	2.3	0
Secondary products and miscellaneous receipts		323112-SM						
Miscellaneous receipts		323112-M	12/03	95.8	97.3	(¹)	(¹)	(¹)
Secondary products		323112-S	12/03	110.7	(¹)	110.7	10.7	(¹)
Commercial screen printing	323113		12/03	98.2	98.1	98.1	-1.9	0
Primary products		323113-P	12/03	97.8	97.7	97.6	-2.4	-.1
Screen printing, except on textiles		323113-1	06/82	135.5	135.5	135.5	-3.3	0
Screen printed labels		323113-1112	12/01	99.9	(¹)	(¹)	(¹)	(¹)
Screen printed advertising materials		323113-1211	12/01	101.5	(¹)	(¹)	(¹)	(¹)
Screen printed decalcomanias and pressure sensitives (self-adhesive)		323113-1346	12/01	101.1	101.1	101.1	0	0
Screen printing, nec, except on textiles		323113-1411	12/01	89.0	89.0	89.0	-11.4	0
Screen printing on garments, apparel, and other fabric articles		323113-3	06/90	121.7	121.5	121.3	-1.5	-.2
Secondary products and miscellaneous receipts		323113-SM						
Miscellaneous receipts		323113-M	12/03	100.0	100.0	100.0	0	0
Secondary products		323113-S	12/03	101.4	101.4	101.4	1.4	0
Quick printing	323114		12/03	101.8	101.8	101.8	1.8	0
Primary products		323114-P	12/03	102.2	102.2	102.2	2.2	0
Quick printing		323114-1	12/01	103.7	103.7	103.7	2.3	0
Secondary products and miscellaneous receipts		323114-SM						
Miscellaneous receipts		323114-M	12/03	100.0	100.0	100.0	0	0
Digital printing	323115		12/03	98.9	98.9	99.6	-.4	.7
Primary products		323115-P	12/03	97.3	97.3	98.2	-1.8	.9
Digital printing		323115-1	12/96	101.5	101.5	102.3	-1.9	.8
Secondary products and miscellaneous receipts		323115-SM						
Miscellaneous receipts		323115-M	12/03	113.7	(¹)	(¹)	(¹)	(¹)
Secondary products		323115-S	12/03	100.0	100.0	(¹)	(¹)	(¹)
Manifold business form printing	323116		12/03	105.2	106.8	106.9	6.9	.1
Primary products		323116-P	12/03	106.0	107.6	107.6	7.6	0
Unit set forms, loose or bound		323116-1	12/83	235.1	238.3	238.2	6.2	0
Manifold books and pegboard accounting systems		323116-3	12/83	209.2	216.2	214.6	4.1	-.7
Custom continuous business forms		323116-5	12/83	194.5	195.0	195.0	7.4	0
Stock continuous business forms		323116-7	12/83	213.0	225.4	225.3	14.9	0
Checkbooks, incl. inserts and refills, excl. continuous and die-cut		323116-9	06/85	193.6	193.9	193.9	4.2	0
Secondary products and miscellaneous receipts		323116-SM						
Miscellaneous receipts		323116-M	12/03	103.4	104.5	104.5	4.5	0

See footnotes at end of table.

Table 5. Producer price indexes for the net output of selected industries and their products, not seasonally adjusted

—Continued

Industry and product ¹	Industry code	Product code	Index base	Index			Percent change to Dec. 2004 from:	
				Aug. 2004 ²	Nov. 2004 ²	Dec. 2004 ²	Dec. 2003	Nov. 2004
Manifold business form printing—Continued								
Secondary products		323116-S	12/03	101.2	102.9	103.6	3.6	0.7
Book printing	323117		12/83	152.1	153.0	153.1	2.2	.1
Primary products		323117-P	12/83	152.7	153.8	153.8	2.4	0
Pamphlet printing and binding or printing only (excluding advertising pamphlets)		323117-C	06/93	134.2	139.8	140.0	6.4	.1
Textbook printing and binding		323117-1	06/93	96.8	96.9	96.8	1.1	-.1
Technical, scientific, and professional book printing and binding		323117-3	06/93	103.4	103.9	103.9	.8	0
Religious book printing and binding		323117-5	06/93	101.7	102.3	102.6	2.3	.3
General book (trade, etc.) printing and binding		323117-7	06/93	107.8	108.1	108.0	3.6	-.1
Other book printing and binding, nec		323117-9	06/93	124.0	125.7	125.7	1.9	0
Secondary products and miscellaneous receipts		323117-SM						
Secondary products		323117-S	12/83	150.5	150.5	150.5	1.0	0
Blankbook, looseleaf binder & device mfg	323118		12/03	101.7	101.9	102.1	2.1	.2
Primary products		323118-P	12/03	101.7	101.9	102.1	2.1	.2
Blankbook making, except checkbooks		323118-1	12/91	118.7	119.6	119.5	2.0	-.1
Looseleaf binders, devices, and forms		323118-3	06/85	145.6	145.7	146.3	2.2	.4
Secondary products and miscellaneous receipts		323118-SM						
Secondary products		323118-S	12/03	104.0	104.2	104.2	4.2	0
Other commercial printing	323119		12/03	100.1	100.7	100.7	.7	0
Primary products		323119-P	12/03	99.7	99.8	99.7	-.3	-.1
Other general job printing, letterpress		323119-B	06/82	211.4	211.4	211.4	.9	0
Engraving (printing)		323119-E	12/84	187.7	187.9	187.7	-4.7	-.1
Secondary products and miscellaneous receipts		323119-SM						
Miscellaneous receipts		323119-M	12/03	104.8	104.8	104.8	4.8	0
Printing support activities	32312		12/03	100.8	100.3	100.3	.3	0
Tradebinding and related work	323121		12/85	151.1	148.4	148.6	.5	.1
Primary products		323121-P	12/85	148.7	145.8	146.0	-.3	.1
Edition, library and other hardcover bookbinding		323121-1	12/85	155.6	140.3	141.3	-8.0	.7
Other book and pamphlet binding and related binding and post-press work, nec		323121-3	12/85	146.9	146.9	146.9	1.5	0
Prepress services	323122		12/03	100.2	100.2	100.2	.2	0
Primary products		323122-P	12/03	100.2	100.2	100.2	.2	0
Prepress services, except platemaking		323122-1	12/03	100.2	100.2	100.2	.2	0
Printing plates, prepared for printing, excl. blank plates		323122-3	12/03	100.1	100.1	100.1	.1	0
Secondary products and miscellaneous receipts		323122-SM						
Miscellaneous receipts		323122-M	12/03	100.0	100.0	100.0	0	0
Secondary products		323122-S	12/03	100.0	100.0	100.0	0	0
Petroleum and coal products mfg	324		12/84	155.6	170.6	148.5	26.4	-13.0
Petroleum and coal products mfg	3241		12/84	155.6	170.6	148.5	26.4	-13.0
Petroleum refineries	32411		06/85	157.7	173.8	149.5	28.7	-14.0
Petroleum refineries	324110		06/85	157.7	173.8	149.5	28.7	-14.0
Primary products		324110-P	06/85	159.7	176.0	151.4	28.6	-14.0
Liquefied refinery gases, including other aliphatics(feed stock and other uses)		324110-A	06/85	519.6	533.8	482.4	27.5	-9.6
Gasoline, including finished base stocks and blending agents		324110-1	06/85	145.2	158.9	136.1	27.6	-14.3
Motor gasoline, including finished base stocks and blending agents		324110-13	06/85	145.4	159.1	136.3	27.6	-14.3
Regular gasoline		324110-134	06/85	141.8	155.2	132.3	27.9	-14.8
Mid-premium gasoline		324110-135	12/87	217.2	237.9	206.2	27.5	-13.3
Premium gasoline		324110-136	06/85	144.7	157.8	137.3	26.4	-13.0
Jet fuel		324110-2	06/85	159.7	178.4	136.8	27.3	-23.3
Kerosene, except jet fuel		324110-3	06/85	141.1	157.0	143.6	35.2	-8.5
Light fuel oils		324110-4	06/85	166.6	196.2	168.0	38.5	-14.4
Home heating oil and other distillates, NEC		324110-411	06/85	162.5	188.0	169.3	41.0	-9.9
Diesel fuel		324110-413	06/85	169.1	199.9	169.3	37.9	-15.3
Heavy fuel oils, including No. 5, No. 6, heavy diesel, gas enrichment oils, etc.		324110-5	06/85	135.7	148.1	143.3	.9	-3.2
Asphalt		324110-9	06/85	87.7	84.7	82.9	15.8	-2.1
Asphalt paving, roofing, and saturated mat mfg	32412		12/84	127.5	130.1	130.9	4.9	.6
Asphalt paving mixture & block mfg	324121		06/81	150.9	152.3	152.8	4.4	.3
Primary products		324121-P	06/81	147.1	148.8	149.2	4.3	.3
Asphalt paving mixtures & blocks		324121-1	06/81	147.1	148.8	149.2	4.3	.3
Secondary products and miscellaneous receipts		324121-SM						
Secondary products		324121-S	06/81	178.5	178.5	178.9	5.2	.2
Asphalt shingle & coating materials mfg	324122		06/84	121.6	125.9	127.0	5.5	.9

See footnotes at end of table.

Table 5. Producer price indexes for the net output of selected industries and their products, not seasonally adjusted
—Continued

Industry and product ¹	Industry code	Product code	Index base	Index			Percent change to Dec. 2004 from:	
				Aug. 2004 ²	Nov. 2004 ²	Dec. 2004 ²	Dec. 2003	Nov. 2004
Asphalt shingle & coating materials mfg—Continued								
Primary products		324122-P	06/84	120.6	125.2	126.4	6.0	1.0
Roofing asphalts and pitches, coatings, and cements		324122-1	06/84	139.1	139.3	140.6	1.7	.9
Prepared asphalt and tar roofing and siding products		324122-2	06/84	115.6	120.8	122.0	6.9	1.0
Secondary products and miscellaneous receipts		324122-SM						
Secondary products		324122-S	06/84	(³)	(³)	(³)	(³)	(³)
Other petroleum and coal products mfg	32419		12/84	171.6	178.2	179.1	6.9	.5
Petroleum lubricating oil & grease mfg	324191		12/80	199.0	206.0	207.7	6.8	.8
Primary products		324191-P	12/80	201.8	207.9	209.8	6.4	.9
Lubricating and similar oils		324191-1	12/80	204.1	210.8	212.6	6.8	.9
Lubricating greases		324191-2	12/80	185.9	185.5	188.3	1.5	1.5
Secondary products and miscellaneous receipts		324191-SM						
Miscellaneous receipts		324191-M	12/80	183.6	185.6	185.6	1.5	0
Secondary products		324191-S	12/80	166.3	184.5	184.8	14.4	.2
All other petroleum and coal products manufacturing	324199		12/03	102.8	108.2	107.2	7.2	-.9
Primary products		324199-P	12/03	103.1	108.5	107.8	7.8	-.6
All other petroleum and coal products, except coke oven products		324199-2	12/02	104.9	110.4	109.7	7.8	-.6
Secondary products and miscellaneous receipts		324199-SM						
Chemical mfg	325		12/84	173.8	178.3	180.2	9.0	1.1
Basic chemical mfg	3251		12/84	199.8	209.7	213.5	17.3	1.8
Petrochemical mfg	32511		12/03	120.7	136.4	142.2	42.2	4.3
Petrochemical manufacturing	325110		12/03	120.9	136.9	142.8	42.8	4.3
Primary products		325110-P	12/03	127.5	153.3	161.1	61.1	5.1
Aromatics (benzene, toluene, xylene, etc), not made in a refinery		325110-1	05/83	155.9	173.2	181.3	53.6	4.7
Liquefied refinery gases (aliphatics), not made in a refinery		325110-4	06/01	135.9	167.6	176.3	63.4	5.2
Secondary products and miscellaneous receipts		325110-SM						
Industrial gas mfg	32512		12/03	111.1	111.1	112.7	12.7	1.4
Industrial gas manufacturing	325120		12/03	111.1	111.1	112.7	12.7	1.4
Primary products		325120-P	06/81	167.9	167.8	171.0	9.2	1.9
Oxygen		325120-A	06/81	191.0	192.6	190.0	11.4	-1.3
Other industrial gases, including argon, hydrogen, helium, and carbon monoxide		325120-D	06/81	215.8	210.6	227.1	13.0	7.8
Acetylene		325120-1	06/81	204.5	204.5	204.5	6.2	0
Carbon dioxide		325120-4	06/81	164.8	165.0	165.5	-.5	.3
Nitrogen		325120-7	06/81	103.3	106.3	102.4	4.2	-3.7
Secondary products and miscellaneous receipts		325120-SM						
Synthetic dye and pigment mfg	32513		12/03	105.0	107.5	108.0	8.0	.5
Inorganic dye and pigment manufacturing	325131		06/83	158.2	163.9	168.6	15.7	2.9
Primary products		325131-P	06/83	154.2	160.2	165.1	15.3	3.1
Titanium dioxide		325131-1	06/83	149.2	157.2	162.6	13.4	3.4
White opaque inorganic pigments		325131-2	06/90	78.6	78.6	(³)	(³)	(³)
Chrome colors and other inorganic pigments		325131-3	06/83	187.5	188.0	192.7	25.0	2.5
Chrome colors		325131-311	12/01	91.5	(³)	(³)	(³)	(³)
Iron oxide pigments		325131-331	06/83	180.9	181.9	191.4	7.2	5.2
All other inorganic pigments n.e.c.		325131-399	12/97	133.8	134.0	135.7	44.5	1.3
Secondary products and miscellaneous receipts		325131-SM						
Secondary products		325131-S	06/83	202.9	198.6	201.5	33.4	1.5
Synthetic organic dye and pigment manufacturing	325132		12/03	100.6	101.3	98.2	-1.8	-3.1
Primary products		325132-P	12/03	99.9	100.4	98.0	-2.0	-2.4
Synthetic organic dyes		325132-1	12/82	94.6	95.9	(³)	(³)	(³)
Synthetic organic pigments, lakes, and toners		325132-4	12/82	132.2	132.3	131.8	-.4	-.4
Secondary products and miscellaneous receipts		325132-SM						
Other basic inorganic chemical mfg	32518		12/03	104.4	109.6	110.2	10.2	.5
Alkalies and chlorine manufacturing	325181		12/80	195.0	230.2	226.0	31.2	-1.8
Primary products		325181-P	12/80	171.4	204.5	200.6	32.3	-1.9
Chlorine		325181-1	12/80	187.1	199.0	194.3	37.7	-2.4
Sodium hydroxide (caustic soda)		325181-3	12/80	144.7	195.8	192.8	34.4	-1.5
Other alkalies		325181-5	12/80	110.6	119.2	116.8	10.8	-2.0
Secondary products and miscellaneous receipts		325181-SM						
Carbon black manufacturing	325182		12/83	151.6	151.8	151.8	.2	0
Primary products		325182-P	12/83	151.6	151.8	151.8	.2	0
Carbon black		325182-1	12/83	151.6	151.8	151.8	.2	0

See footnotes at end of table.

Table 5. Producer price indexes for the net output of selected industries and their products, not seasonally adjusted
—Continued

Industry and product ¹	Industry code	Product code	Index base	Index			Percent change to Dec. 2004 from:	
				Aug. 2004 ²	Nov. 2004 ²	Dec. 2004 ²	Dec. 2003	Nov. 2004
All other basic inorganic chemical manufacturing	325188		12/82	150.7	155.7	157.2	8.0	1.0
Primary products		325188-P	12/82	136.6	137.4	139.7	5.6	1.7
Inorganic potassium and sodium compounds, except alkalies, alums, and bleaches		325188-A	12/82	137.2	141.3	143.7	8.1	1.7
Chemical catalytic preparations (excluding silica gel catalyst)		325188-D	12/82	136.0	(³)	(³)	(³)	(³)
All other inorganic chemicals, nec (inc nuclear fuel)		325188-G	12/03	102.6	104.0	105.5	5.5	1.4
Sulfuric acid, gross (new and fortified)		325188-1	12/82	159.2	159.4	159.4	24.6	0
Inorganic acids, except nitric, sulfuric, and phosphoric		325188-4	12/82	78.8	80.9	80.6	6.9	-4
Other inorganic aluminum compounds		325188-7	12/82	131.9	(³)	(³)	(³)	(³)
Secondary products and miscellaneous receipts		325188-SM						
Other basic organic chemical mfg	32519		12/03	109.5	112.9	114.1	14.1	1.1
Gum and wood chemical manufacturing	325191		06/84	172.0	174.7	180.1	5.3	3.1
Primary products		325191-P	06/84	168.6	170.6	175.8	4.9	3.0
Gum and wood chemicals, inc. wood distillation products		325191-1	06/84	168.6	170.6	175.8	4.9	3.0
Secondary products and miscellaneous receipts		325191-SM						
Cyclic crude and intermediate manufacturing	325192		12/03	129.1	136.3	137.5	37.5	.9
Primary products		325192-P	12/03	134.9	143.7	144.9	44.9	.8
Cyclic (coal tar) intermediates		325192-1	12/82	169.5	181.1	182.7	47.8	.9
Secondary products and miscellaneous receipts		325192-SM						
All other basic organic chemical manufacturing	325199		12/03	106.7	110.5	112.7	12.7	2.0
Primary products		325199-P	12/82	172.4	180.3	184.5	16.8	2.3
Synthetic organic chemicals for use as flavor and perfume materials		325199-H	12/03	96.9	97.1	(³)	(³)	(³)
Synthetic organic rubber processing chemicals		325199-K	12/03	107.5	105.9	106.9	6.9	.9
Synthetic organic plasticizers		325199-N	12/03	126.6	(³)	(³)	(³)	(³)
Miscellaneous end use chemicals and other industrial organic chemicals, nec		325199-T	12/82	154.6	160.2	159.8	7.6	-2
Miscellaneous cyclic and acyclic chemicals, nec		325199-U	12/82	194.0	206.2	214.3	24.6	3.9
Fatty acids		325199-1	06/85	106.9	106.9	106.9	(³)	0
Secondary products and miscellaneous receipts		325199-SM						
Resin, synthetic rubber, and artificial/synthetic fiber/filaments mfg	3252		12/84	147.4	159.2	165.1	27.6	3.7
Resin and synthetic rubber mfg	32521		12/03	116.9	127.9	133.5	33.5	4.4
Plastics material and resins manufacturing	325211		12/80	195.2	214.6	224.6	36.3	4.7
Primary products		325211-P	12/80	175.9	189.9	198.7	29.4	4.6
Thermoplastics resins and plastics materials		325211-1	12/80	172.7	185.5	195.7	30.4	5.5
Thermosetting resins and plastics materials		325211-4	12/80	192.6	213.1	214.0	25.1	.4
Secondary products and miscellaneous receipts		325211-SM						
Miscellaneous receipts		325211-M	12/98	99.9	99.8	(³)	(³)	(³)
Secondary products		325211-S	12/80	336.2	401.3	421.8	76.4	5.1
Synthetic rubber manufacturing	325212		06/81	132.2	139.4	141.9	13.1	1.8
Primary products		325212-P	06/81	137.5	142.7	145.7	12.5	2.1
Synthetic rubber, inc. SBR, ethylene propylene, & all other synthetic elastomers		325212-9	06/81	137.5	142.7	145.7	12.5	2.1
Secondary products and miscellaneous receipts		325212-SM						
Secondary products		325212-S	06/81	(³)	(³)	(³)	(³)	(³)
Artificial and synthetic fibers/filaments mfg	32522		12/03	101.5	102.6	102.6	2.6	0
Noncellulosic organic fiber manufacturing	325222		06/81	103.3	104.4	104.4	2.6	0
Primary products		325222-P	06/81	104.9	106.0	106.0	2.6	0
Nylon and other polyamide fibers		325222-1	12/89	97.8	98.5	98.0	-2	-5
Polyester		325222-3	12/89	94.9	95.1	95.1	.3	0
Yarn, except producer textured (industrial and textile)		325222-311	06/81	(³)	(³)	(³)	(³)	(³)
Staple, tow and waste (fiberfill and other)		325222-332	06/89	89.1	89.8	89.8	1.2	0
Other noncellulosic manmade fibers (except glass, carbon, and graphite)		325222-5	12/89	129.1	136.3	(³)	(³)	(³)
Producer textured noncellulosic manmade fibers		325222-6	06/81	(³)	(³)	(³)	(³)	(³)
Secondary products and miscellaneous receipts		325222-SM						
Pesticide, fertilizer, and other agricultural chemical mfg	3253		12/84	142.1	146.1	146.9	7.1	.5
Fertilizer mfg	32531		12/03	106.5	112.4	113.2	13.2	.7
Nitrogenous fertilizer manufacturing	325311		12/79	206.0	218.1	220.2	18.6	1.0
Primary products		325311-P	12/79	200.7	213.1	215.1	18.5	.9
Synthetic ammonia, nitric acid, and ammonium compounds		325311-1	12/79	217.8	228.8	231.6	18.0	1.2
Urea		325311-2	12/79	129.0	143.6	143.6	22.0	0
Nitrogenous fertilizer materials of organic origin		325311-3	06/03	105.4	111.7	111.7	10.3	0
Secondary products and miscellaneous receipts		325311-SM						
Secondary products		325311-S	12/79	204.4	210.3	211.6	24.4	.6
Phosphatic fertilizer manufacturing	325312		12/79	157.6	168.0	168.7	13.0	.4

See footnotes at end of table.

Table 5. Producer price indexes for the net output of selected industries and their products, not seasonally adjusted
—Continued

Industry and product ¹	Industry code	Product code	Index base	Index			Percent change to Dec. 2004 from:	
				Aug. 2004 ²	Nov. 2004 ²	Dec. 2004 ²	Dec. 2003	Nov. 2004
Phosphatic fertilizer manufacturing—Continued								
Primary products		325312-P	12/79	132.3	142.0	142.6	15.6	0.4
Superphosphate and other phosphatic fertilizer materials		325312-2	12/79	127.7	138.7	139.3	20.4	.4
Mixed fertilizers, made by plants which manufacture fertilizer materials		325312-4	12/79	154.7	165.1	162.8	22.7	-1.4
Secondary products and miscellaneous receipts		325312-SM						
Secondary products		325312-S	12/79	294.6	292.4	294.5	(³)	.7
Fertilizer (mixing only) manufacturing								
	325314		12/79	156.6	162.0	163.4	7.8	.9
Primary products		325314-P	12/79	152.8	158.1	159.5	8.2	.9
Fertilizers, mixing only		325314-1	06/86	135.7	140.4	141.7	8.3	.9
Mixed fertilizers, solid		325314-125	06/03	104.9	107.8	108.8	7.3	.9
Mixed fertilizers, liquid		325314-131	06/86	139.8	150.7	152.2	14.5	1.0
Secondary products and miscellaneous receipts		325314-SM						
Miscellaneous receipts		325314-M	12/79	159.7	165.8	166.0	4.7	.1
Secondary products		325314-S	12/79	170.4	175.8	178.5	6.2	1.5
Pesticide and other agricultural chemical mfg								
	32532		12/03	100.6	100.4	100.7	.7	.3
Pesticide and other agricultural chemical manufacturing								
	325320		06/82	138.5	138.2	138.6	.7	.3
Primary products		325320-P	06/82	146.7	146.3	146.8	.6	.3
Agricultural and commercial insecticides and chemicals		325320-A	06/03	100.5	100.1	100.5	.5	.4
Lawn and garden pesticides and chemicals		325320-B	06/03	98.2	94.0	(³)	(³)	(³)
Household and institutional pesticides and chemicals		325320-C	06/03	100.5	103.2	103.2	2.7	0
Secondary products and miscellaneous receipts		325320-SM						
Secondary products		325320-S	06/82	110.0	110.8	110.8	.8	0
Pharmaceutical and medicine mfg								
	3254		12/84	245.5	246.1	246.9	3.5	.3
Pharmaceutical and medicine mfg								
	32541		12/03	102.9	103.2	103.5	3.5	.3
Medicinal & botanical mfg								
	325411		06/82	136.7	135.5	136.1	-1.4	.4
Primary products		325411-P	06/82	133.2	132.9	133.1	-1.6	.2
Synthetic organic medicinal chemicals, in bulk		325411-1	06/82	133.6	133.6	133.6	-1.7	0
Other medicinal chemicals and botanical products, in bulk, n.e.c.		325411-3	06/82	125.9	124.9	125.5	-1.1	.5
Secondary products and miscellaneous receipts		325411-SM						
Secondary products		325411-S	06/82	153.6	145.3	148.4	-1.3	2.1
Pharmaceutical preparation mfg								
	325412		06/81	361.9	363.8	364.6	4.1	.2
Primary products		325412-P	06/81	379.3	381.9	382.8	4.1	.2
Pharmaceutical preparations, acting on the respiratory system		325412-A	06/01	114.1	115.0	114.3	2.8	-6
Bronchial therapy		325412-A111	06/81	647.2	652.9	646.5	3.1	-1.0
Other respiratory preparations		325412-A112	06/01	110.7	111.4	111.2	2.7	-2
Other respiratory preparations, prescription		325412-A1121	06/01	124.6	126.1	125.7	6.1	-3
Other respiratory preparations, non-prescription		325412-A1122	06/01	98.9	98.9	98.9	-7	0
Pharmaceutical preparations, acting on the digestive or genito-urinary systems		325412-D	06/01	110.3	110.1	110.1	2.6	0
Antispasmodic/antisecretory		325412-D111	06/81	327.2	327.4	327.4	4.9	0
Other digestive or genito-urinary preparations		325412-D112	06/01	109.1	108.8	108.8	1.3	0
Other digestive or genito-urinary preparations, prescription		325412-D1121	06/01	111.3	111.4	111.4	2.1	0
Other digestive or genito-urinary preparations, non-prescription		325412-D1122	06/01	102.0	100.2	100.2	-1.6	0
Pharmaceutical preparations, acting on the skin		325412-G	06/01	113.1	113.6	113.5	5.2	-1
Skin preparations, prescription		325412-G111	06/81	824.0	824.8	824.3	8.8	-1
Skin preparations, non-prescription		325412-G112	06/81	201.1	202.7	202.7	1.8	0
Pharmaceutical preparations, vitamin, nutrient, and hematinic preparations		325412-L	06/01	101.0	101.1	101.1	.1	0
Multivitamins		325412-L111	06/81	159.9	160.0	160.0	-7	0
Other vitamins and nutrients		325412-L112	06/01	100.0	100.0	100.1	.7	.1
Other vitamins and nutrients, prescription		325412-L1121	06/01	111.2	111.7	111.8	2.5	.1
Other vitamins and nutrients, non-prescription		325412-L1122	06/01	95.6	95.4	95.4	-2	0
Pharmaceutical preparations, affecting parasitic and infective diseases		325412-Q	06/01	115.4	115.3	116.3	4.7	.9
Broad and medium spectrum antibiotics		325412-Q111	06/81	277.8	277.8	282.3	5.7	1.6
Systemic antivirals		325412-Q112	06/01	115.2	115.4	115.2	4.1	-2
Other parasitic and infective diseases		325412-Q113	06/01	119.1	118.6	118.8	2.9	.2
Pharmaceutical preparations, for veterinary use		325412-T	06/81	121.3	121.3	121.3	-2	0
Pharmaceuticals, affecting neoplasms, the endocrine system, & metabolic diseases		325412-1	06/01	123.3	129.4	129.0	6.2	-3
Cancer therapy products		325412-1111	06/81	755.9	755.9	763.4	.4	1.0
Insulin/antidiabetes products		325412-1112	06/81	383.9	393.9	393.9	6.1	0
Other neoplasms, endocrine system, and metabolic diseases, including hormones		325412-1113	06/81	399.1	437.0	431.9	10.1	-1.2
Pharmaceutical preparations, acting on the central nervous system & sense organs		325412-4	06/01	110.4	110.7	110.8	3.8	.1
Analgesics		325412-4111	06/01	107.6	107.2	110.0	5.1	2.6
Analgesics, prescription		325412-41111	06/81	604.2	601.5	624.4	7.6	3.8
Analgesics, non-prescription		325412-41112	06/81	212.7	212.7	212.7	0	0
Psychotherapeutics		325412-4112	06/81	2166.0	2163.8	2155.6	2.6	-4
Antidepressants		325412-41121	12/87	351.9	351.9	350.4	.9	-4
Other psychotherapeutics, including tranquilizers		325412-41123	06/01	113.8	113.6	113.2	4.0	-4

See footnotes at end of table.

Table 5. Producer price indexes for the net output of selected industries and their products, not seasonally adjusted
—Continued

Industry and product ¹	Industry code	Product code	Index base	Index			Percent change to Dec. 2004 from:	
				Aug. 2004 ²	Nov. 2004 ²	Dec. 2004 ²	Dec. 2003	Nov. 2004
Pharmaceutical preparation mfg—Continued								
Other central nervous system and sense organs		325412-4113	06/01	96.5	97.3	97.0	4.9	-0.3
Pharmaceutical preparations, acting on the cardiovascular system		325412-7	06/81	429.7	430.2	435.2	6.8	1.2
Anticoagulants		325412-7111	06/81	109.2	110.0	109.2	5.8	-.7
ACE inhibitors		325412-7112	06/01	105.6	105.6	106.3	2.5	.7
Other cardiovascular preparations		325412-7113	06/01	120.8	120.9	123.2	9.6	1.9
Secondary products and miscellaneous receipts		325412-SM						
Miscellaneous receipts		325412-M	06/81	350.7	350.7	350.7	5.1	0
Secondary products		325412-S	06/81	190.4	190.4	191.6	-.3	.6
In-vitro diagnostic substance mfg	325413		03/80	202.6	203.9	203.8	1.6	0
Primary products		325413-P	06/87	133.5	134.8	134.8	2.5	0
Diagnostic substances, in vitro		325413-1	06/91	118.6	119.7	119.7	2.5	0
Reagents		325413-1111	06/87	127.1	129.0	129.0	2.4	0
Standards and controls		325413-1221	06/87	147.4	147.6	147.6	3.3	0
Blood bank, hematology, and coagulation products		325413-1399	06/00	103.2	103.2	102.9	.8	-.3
Microbiology, serology, histology, virology, and cytology products		325413-1461	06/87	134.2	134.3	134.3	1.5	0
Diagnostic substances, in vitro, culture media		325413-1571	12/03	106.9	108.5	108.5	8.5	0
Other in vitro diagnostic substances		325413-1691	12/03	101.4	101.4	101.4	1.4	0
Secondary products and miscellaneous receipts		325413-SM						
Miscellaneous receipts		325413-M	12/80	311.9	311.9	311.9	.9	0
Secondary products		325413-S	03/80	247.3	(³)	247.3	0	(³)
Biological product (except diagnostic) mfg	325414		06/91	145.0	142.4	144.8	6.2	1.7
Primary products		325414-P	06/91	138.6	135.8	138.6	7.8	2.1
Blood and blood derivatives, for human use		325414-1	03/80	146.5	145.5	146.4	17.8	.6
Other blood and blood derivatives, except those used for passive immunization		325414-121	03/80	121.8	118.6	121.5	.5	2.4
Biologics for veterinary, industrial and other uses		325414-4	03/80	115.4	108.5	115.4	11.4	6.4
Veterinary vaccines		325414-411	06/91	141.1	141.1	141.1	9.8	0
Biologics for industrial and other uses		325414-431	03/87	159.5	139.8	159.5	14.8	14.1
Other biologics: incl. antitoxins, immune serums, blood, and allergens, except diagnostics		325414-499	06/87	180.6	176.5	180.6	3.4	2.3
Secondary products and miscellaneous receipts		325414-SM						
Secondary products		325414-S	06/91	152.4	146.7	150.7	5.5	2.7
Pharmaceutical preparations		325412-S	06/91	154.6	(³)	154.6	1.8	(³)
Paint, coating & adhesive mfg	3255		12/03	102.2	103.7	103.8	3.8	.1
Paint and coating mfg	32551		06/83	175.6	178.7	179.0	4.7	.2
Paint & coating mfg	325510		06/83	175.3	178.4	178.7	4.7	.2
Primary products		325510-P	06/83	176.3	179.4	179.7	4.8	.2
Architectural coatings, including architectural lacquers		325510-1	06/83	185.3	189.5	189.5	5.5	0
Product finishes for original equipment manufacturers (OEM), excluding marine coatings		325510-2	06/83	128.6	131.8	132.1	3.3	.2
Special purpose coatings, including all marine coatings		325510-3	06/83	234.8	235.0	234.9	3.0	0
Miscellaneous allied paint products		325510-5	12/88	171.4	173.2	175.4	11.6	1.3
Secondary products and miscellaneous receipts		325510-SM						
Miscellaneous receipts		325510-M	06/83	154.0	157.8	157.8	3.4	0
Secondary products		325510-S	06/83	171.3	173.9	173.3	2.7	-.3
Adhesive mfg	32552		12/03	101.0	101.4	101.4	1.4	0
Adhesive manufacturing	325520		12/83	164.2	164.9	164.8	1.4	-.1
Primary products		325520-P	12/83	163.8	164.5	164.4	1.7	-.1
Natural base glues and adhesives		325520-3	12/83	185.9	202.5	202.5	19.6	0
Synthetic resin and rubber adhesives, including cellulose, nitrocellulose, etc.		325520-4	12/83	168.8	171.5	171.5	3.3	0
Vinyl type adhesives		325520-44	12/83	148.2	150.5	150.7	4.8	.1
Hot melt adhesives, including nylon, polyolefin, and other hot melts		325520-465	12/83	186.1	192.7	192.7	4.4	0
Rubber and synthetic resin combinations		325520-478	12/83	175.2	177.0	177.0	2.3	0
Other synthetic resin & rubber adhesives		325520-498	06/97	115.6	117.0	117.0	2.9	0
Structural sealants (load bearing)		325520-6	06/97	100.0	99.1	101.7	1.9	2.6
Nonstructural sealants and caulks		325520-7	06/97	110.2	104.7	103.5	-7.2	-1.1
Secondary products and miscellaneous receipts		325520-SM						
Miscellaneous receipts		325520-M	12/83	202.8	203.5	203.5	.6	0
Secondary products		325520-S	12/83	141.1	142.0	142.2	-2.9	.1
Soap, cleaners, and toilet preparation mfg	3256		12/84	136.9	138.0	138.2	2.1	.1
Soap & cleaning compound mfg	32561		12/03	102.2	103.6	103.5	3.5	-.1
Soap & other detergent mfg	325611		06/83	134.4	136.3	136.4	3.9	.1
Primary products		325611-P	06/83	128.1	129.6	129.7	1.3	.1
Commercial, industrial, institutional soap & detergents, excl specialty cleaners		325611-1	06/83	161.0	162.2	162.8	2.2	.4
Household detergents		325611-4	06/83	110.7	112.0	112.0	.9	0

See footnotes at end of table.

Table 5. Producer price indexes for the net output of selected industries and their products, not seasonally adjusted

—Continued

Industry and product ¹	Industry code	Product code	Index base	Index			Percent change to Dec. 2004 from:	
				Aug. 2004 ²	Nov. 2004 ²	Dec. 2004 ²	Dec. 2003	Nov. 2004
Soap & other detergent mfg—Continued								
Household soaps, except specialty cleaners		325611-7	06/83	146.8	148.0	147.9	0.7	-0.1
Secondary products and miscellaneous receipts		325611-SM						
Miscellaneous receipts		325611-M	06/83	142.8	148.6	148.6	4.1	0
Secondary products		325611-S	06/83	162.3	162.6	162.7	13.7	.1
Polish & other sanitation good mfg	325612							
Primary products		325612-P	06/83	139.4	140.8	140.0	.7	-6
Household bleaches (chlorine and nonchlorine)		325612-2	06/83	140.3	142.1	140.9	.4	-8
Specialty cleaning and sanitation products		325612-3	06/83	135.2	([†])	([†])	([†])	([†])
Disinfectants, nonagricultural		325612-332	06/83	136.6	136.7	134.5	-1.5	-1.6
Household laundry aids, incl. fabric softeners and rinses		325612-343	06/83	155.1	155.5	155.7	.1	.1
Air and room fresheners		325612-383	06/83	141.9	142.4	([†])	([†])	([†])
Other spec. cleaning prods., incl. glass window preps., toilet bowl clnrs., rug clnrs., etc.		325612-399	06/89	125.4	122.9	122.3	-5	-5
Polishing preparations and related products		325612-4	06/83	119.4	120.5	116.7	-2.8	-3.2
Secondary products and miscellaneous receipts		325612-SM						
Miscellaneous receipts		325612-M	06/83	156.1	157.4	160.3	3.0	1.8
Secondary products		325612-S	06/83	110.4	110.4	110.4	1.7	0
Surface active agent mfg	325613							
Primary products		325613-P	12/83	161.9	165.0	165.8	7.0	.5
Textile and leather assistants and finishes		325613-1	12/83	162.4	166.5	169.4	8.0	1.7
Bulk surface-active agents (surfactants)		325613-5	12/83	128.5	132.0	136.5	7.6	3.4
Secondary products and miscellaneous receipts		325613-SM						
Secondary products		325613-S	12/83	169.6	173.8	176.4	8.2	1.5
Toilet preparation mfg	32562							
Toilet preparation mfg	325620							
Primary products		325620-P	12/03	99.7	99.8	100.2	.2	.4
Creams, lotions, oils (excl. shaving, hair, deodorant, eye, manicuring and bath)		325620-D	03/80	181.4	181.4	182.2	.2	.4
Other cosmetics and toilet preparations, nec		325620-G	03/80	181.7	181.7	182.7	.2	.6
Shaving preparations		325620-1	03/80	180.2	180.2	183.7	3.3	1.9
Perfume, toilet water, and cologne		325620-4	03/80	101.5	101.5	102.0	-1.4	.5
Hair preparations (including shampoos)		325620-7	03/80	153.1	153.1	153.1	0	0
Secondary products and miscellaneous receipts		325620-SM						
Secondary products		325620-S	03/80	201.0	201.5	201.5	.6	0
Other chemical product & preparation mfg	3259							
Printing ink mfg	32591							
Printing ink manufacturing	325910							
Primary products		325910-P	12/03	101.3	103.0	102.9	2.9	-1
Letterpress ink (black and color)		325910-1	06/84	99.8	99.9	99.9	-1	0
Lithographic and offset ink (black and color)		325910-2	06/84	133.8	133.9	133.9	-1	0
News and nonheat web ink		325910-231	12/89	133.5	133.6	133.5	-1	-1
Publication and commercial web ink		325910-233	12/97	165.1	165.1	165.1	0	0
Other lithographic and offset ink		325910-245	12/89	130.0	130.0	130.0	-8	0
Gravure ink		325910-3	06/84	121.2	121.2	121.2	0	0
Flexographic ink		325910-4	06/84	91.6	91.6	91.6	-1.2	0
Packaging ink		325910-481	06/84	118.5	([†])	118.5	.6	([†])
Solvent types		325910-48182	12/89	127.5	127.5	127.5	0	0
Water types		325910-48183	12/89	127.5	127.5	127.5	-7	0
Other flexographic ink		325910-484	12/89	127.5	127.5	127.5	-9	0
Printing ink, n.e.c.		325910-5	06/84	110.2	110.2	110.2	-3.0	0
Secondary products and miscellaneous receipts		325910-SM						
Miscellaneous receipts		325910-M	06/84	114.4	114.5	114.5	.1	0
Secondary products		325910-S	06/84	148.0	149.3	149.1	4.8	-1
Explosives manufacturing	325920							
Primary products		325920-P	12/80	237.6	240.3	240.4	4.2	0
Explosives, propellants, and blasting accessories (not manufactured in GOCOs)		325920-1	12/80	212.5	215.1	215.2	4.7	0
Secondary products and miscellaneous receipts		325920-SM						
All other chemical product & preparation mfg	32599							
Custom compounding of purchased resin	325991							
Primary products		325991-P	06/93	113.9	117.8	116.2	4.2	-1.4
Custom compounding of purchased resins and color concentrates		325991-1	06/93	118.0	121.9	120.1	3.7	-1.5
Custom compounding of purchased resins		325991-112	06/93	118.0	121.9	120.1	3.7	-1.5
Plastics color concentrates		325991-113	06/93	118.3	122.6	121.8	4.5	-7
Secondary products and miscellaneous receipts		325991-SM	06/93	118.5	121.0	115.2	.2	-4.8

See footnotes at end of table.

Table 5. Producer price indexes for the net output of selected industries and their products, not seasonally adjusted

—Continued

Industry and product ¹	Industry code	Product code	Index base	Index			Percent change to Dec. 2004 from:	
				Aug. 2004 ²	Nov. 2004 ²	Dec. 2004 ²	Dec. 2003	Nov. 2004
Photo film, paper, plate & chemical mfg	325992		12/03	98.4	98.9	98.9	-1.1	0.0
Primary products		325992-P	12/03	98.2	98.7	98.7	-1.3	0
Photo sensitized film, plates, paper & cloth, silver halide type (except x-ray) . .		325992-1	01/00	88.6	(³)	88.6	.5	(³)
Sensitized photo film, plates, paper & cloth, no silver halide type (incl x-ray) . .		325992-3	12/03	94.8	(³)	(³)	(³)	(³)
Prepared photographic chemicals		325992-5	12/83	78.6	(³)	81.0	-2.1	(³)
Secondary products and miscellaneous receipts		325992-SM						
Secondary products		325992-S	12/03	100.2	100.0	100.0	0	0
All other misc chemical prod & prep mfg	325998		06/85	147.8	150.9	151.5	5.9	.4
Primary products		325998-P	06/85	146.4	150.2	151.0	6.3	.5
Water treating compounds		325998-A	06/85	143.5	145.4	147.2	4.0	1.2
Automotive chemicals		325998-E	12/03	103.9	(³)	107.9	7.9	(³)
Chemical preparations, nec, inc essential oils		325998-H	06/85	146.5	151.9	151.8	7.3	-1
Evaporated salt, except table salt		325998-1	06/85	136.7	135.9	135.9	1.5	0
Secondary products and miscellaneous receipts		325998-SM						
Miscellaneous receipts		325998-M	12/03	100.4	100.4	100.4	.4	0
Secondary products		325998-S	06/85	172.9	171.4	171.2	7.4	-1
Plastics and rubber products mfg	326		12/84	131.7	134.7	135.9	5.5	.9
Plastics product mfg	3261		06/93	116.2	119.4	120.6	6.3	1.0
Unsupported plastics film, sheet, and bag mfg	32611		12/03	104.0	107.1	110.1	10.1	2.8
Unsupported plastics bag manufacturing	326111		12/03	105.1	108.8	111.8	11.8	2.8
Primary products		326111-P	12/03	105.5	109.4	112.6	12.6	2.9
Single-web film specialty bags, pouches, and liners		326111-1	12/83	161.3	168.2	171.9	12.4	2.2
Secondary products and miscellaneous receipts		326111-SM						
Secondary products		326111-S	12/03	103.3	106.4	108.8	8.8	2.3
Unsupported plastics film and sheet mfg	326112		12/03	99.3	99.4	102.7	2.7	3.3
Primary products		326112-P	12/03	99.2	99.3	103.2	3.2	3.9
Coated single-web film, rolls and sheets, including coextruded		326112-1	12/87	130.7	130.9	140.3	7.7	7.2
Film-film multiweb laminated rolls and sheets for flexible packaging uses		326112-3	12/87	144.4	144.8	144.8	-2.0	0
Secondary products and miscellaneous receipts		326112-SM						
Secondary products		326112-S	12/03	100.0	100.0	100.0	0	0
Unsupported plastics film/sheet (excluding packaging) manufacturing	326113		06/93	124.9	128.9	132.4	11.0	2.7
Primary products		326113-P	12/82	148.8	154.0	158.4	11.9	2.9
Unsupported plastics film and sheet		326113-1	12/82	148.8	154.0	158.4	11.9	2.9
Unsupported polyethylene film and sheet		326113-102	06/93	158.2	166.5	180.8	24.8	8.6
Unsupported vinyl and vinyl copolymer film and sheet		326113-104	06/93	118.4	119.9	120.3	6.6	.3
Other unsupported plastics film and sheet		326113-106	06/93	112.5	115.2	112.0	.5	-2.8
Secondary products and miscellaneous receipts		326113-SM						
Secondary products		326113-S	06/93	111.5	112.9	114.5	3.8	1.4
Plastics pipe/fitting/unsupported shapes mfg	32612		12/03	110.9	112.6	113.5	13.5	.8
Unsupported plastics profile shape manufacturing	326121		06/93	111.2	112.0	112.1	1.0	.1
Primary products		326121-P	12/82	144.9	145.5	145.8	.1	.2
Unsupported plastics profile shapes, rods and tubes		326121-1	12/82	144.9	145.5	145.8	.1	.2
Secondary products and miscellaneous receipts		326121-SM						
Secondary products		326121-S	06/93	124.0	127.5	126.2	6.4	-1.0
Plastics pipe and pipe fitting manufacturing	326122		06/93	146.4	149.4	151.6	24.9	1.5
Primary products		326122-P	12/82	138.5	141.2	143.3	25.6	1.5
Plastics pipe		326122-1	12/82	141.0	141.9	146.1	28.0	3.0
Plastics drain, waste, and vent pipe		326122-11	06/87	105.2	110.3	112.6	22.8	2.1
Plastics water pipe		326122-13	06/87	129.5	125.0	128.5	37.0	2.8
Plastics industrial & mining pipe (incl chemical processing, food processing)		326122-15	06/93	188.5	196.8	200.4	15.8	1.8
Plastics sewer pipe		326122-16	06/87	148.5	152.5	161.8	36.9	6.1
Plastics oil and gas pipe		326122-17	07/93	(³)	(³)	(³)	(³)	(³)
Other plastics pipe		326122-19	07/87	147.3	148.9	149.8	16.9	.6
Plastics pipe fittings and unions		326122-3	12/03	107.1	119.5	109.0	9.0	-8.8
Secondary products and miscellaneous receipts		326122-SM						
Miscellaneous receipts		326122-M	12/99	98.4	102.5	102.5	(³)	0
Secondary products		326122-S	06/93	159.7	167.4	168.8	11.9	.8
Laminated plastics plate, sheet, and shape mfg	32613		12/03	102.1	104.7	104.1	4.1	-6
Laminated plastics plate, sheet and shape manufacturing	326130		06/93	127.0	130.2	129.4	4.0	-6
Primary products		326130-P	12/82	164.5	168.4	167.9	4.5	-3
Laminated plastics plate, sheet and profiles		326130-1	12/82	164.5	168.4	167.9	4.5	-3
Secondary products and miscellaneous receipts		326130-SM						
Polystyrene foam product mfg	32614		12/03	105.2	111.7	110.9	10.9	-7

See footnotes at end of table.

Table 5. Producer price indexes for the net output of selected industries and their products, not seasonally adjusted
—Continued

Industry and product ¹	Industry code	Product code	Index base	Index			Percent change to Dec. 2004 from:	
				Aug. 2004 ²	Nov. 2004 ²	Dec. 2004 ²	Dec. 2003	Nov. 2004
Polystyrene foam product manufacturing	326140		12/03	105.2	111.7	110.9	10.9	-0.7
Primary products		326140-P	12/03	105.2	111.7	110.9	10.9	-7
Packaging polystyrene foam products		326140-2	12/03	102.3	102.9	103.0	3.0	.1
Consumer and institutional polystyrene foam products		326140-5	12/82	135.1	148.0	146.1	16.0	-1.3
Miscellaneous polystyrene foam products, nec		326140-6	12/03	108.0	120.1	120.1	20.1	0
Secondary products and miscellaneous receipts		326140-SM						
Foam product (ex polystyrene) mfg	32615		12/03	100.3	98.7	101.4	1.4	2.7
Foam product (except polystyrene) manufacturing	326150		12/03	100.3	98.7	101.4	1.4	2.7
Primary products		326150-P	12/03	99.2	98.1	100.6	.6	2.5
Transportation polyurethane foam products		326150-1	12/82	116.1	(¹)	122.4	7.1	(¹)
Packaging polyurethane foam products		326150-2	12/03	(¹)	(¹)	(¹)	(¹)	(¹)
Building and construction polyurethane foam products		326150-3	12/03	(¹)	106.7	(¹)	(¹)	(¹)
Furniture and furnishings polyurethane foam products		326150-4	12/82	138.1	(¹)	136.6	-3.7	(¹)
Secondary products and miscellaneous receipts		326150-SM						
Plastics bottle mfg	32616		12/03	103.1	107.0	109.1	9.1	2.0
Plastics bottle manufacturing	326160		06/93	116.2	120.6	122.9	9.1	1.9
Primary products		326160-P	12/82	132.5	137.7	140.5	9.3	2.0
Plastic bottles		326160-1	06/87	126.3	131.2	133.8	9.1	2.0
Secondary products and miscellaneous receipts		326160-SM						
Secondary products		326160-S	06/93	130.5	130.6	(¹)	(¹)	(¹)
Other plastics product mfg	32619		12/03	100.9	103.9	104.3	4.3	.4
Plastics plumbing fixture manufacturing	326191		06/93	120.6	121.7	120.4	.9	-1.1
Primary products		326191-P	06/93	119.5	120.6	119.3	.9	-1.1
Plastics plumbing fixtures		326191-1	06/93	119.5	120.6	119.3	.9	-1.1
Resilient floor covering manufacturing	326192		12/85	140.9	146.3	145.7	5.0	-.4
Primary products		326192-P	12/85	143.4	149.2	148.6	5.2	-.4
Resilient floor coverings		326192-1	12/85	143.4	149.2	148.6	5.2	-.4
Secondary products and miscellaneous receipts		326192-SM						
All other plastics product manufacturing	326199		06/93	111.4	114.9	115.4	4.4	.4
Primary products		326199-P	06/87	131.7	135.1	135.7	4.1	.4
Reinforced and fiberglass plastics products, nec		326199-A	06/93	114.5	118.3	118.3	4.5	0
Transportation plastics products (except foam & reinforced plastics)		326199-1	06/93	97.9	99.2	99.1	1.1	-.1
Electrical & electronic fabricated plastics products (excl foam & reinforced)		326199-2	12/82	109.3	110.1	110.1	.7	0
Industrial machinery non-foam plastics products (incl gears, bearings, bushings)		326199-3	06/93	112.8	112.8	113.0	.3	.2
Plastics packaging (except film and sheet, foam, and bottles)		326199-4	06/93	121.6	126.3	130.0	7.4	2.9
Plastics dinnerware, kitchenware, & microwavable ware (except foam & cups)		326199-5	06/93	127.4	136.5	136.5	17.4	0
Consumer, institutional, & commercial plastics products (except foam), nec		326199-6	06/93	108.4	112.0	112.5	4.7	.4
Plastics furniture components & furnishings (except foam & reinforced plastics)		326199-7	12/82	140.4	144.4	145.0	3.3	.4
Building & construction plastics products (except foam or reinforced plastics)		326199-8	12/03	102.5	104.5	103.0	3.0	-1.4
Plastics shoe products, including taps, soles, and quarterings		326199-9	06/84	136.3	(¹)	(¹)	(¹)	(¹)
Secondary products and miscellaneous receipts		326199-SM						
Miscellaneous receipts		326199-M	12/99	85.1	99.0	99.0	(¹)	0
Secondary products		326199-S	06/93	119.0	121.7	123.2	3.4	1.2
Rubber product mfg	3262		12/03	102.5	102.9	103.3	3.3	.4
Tire mfg	32621		06/81	111.0	111.4	111.7	5.0	.3
Tire manufacturing (except retreading)	326211		06/81	110.9	111.4	111.7	5.0	.3
Primary products		326211-P	06/81	105.8	106.2	106.5	4.9	.3
Solid and semi-pneumatic tires		326211-D	12/03	104.0	107.1	107.1	7.1	0
Tread rubber, tire sundries, and repair materials		326211-H	06/81	149.0	148.9	149.1	3.5	.1
Passenger car pneumatic tires (casings)		326211-1	06/81	98.4	98.9	98.9	5.2	0
Truck and bus (including off-highway) pneumatic tires		326211-3	06/81	99.0	99.2	99.9	5.2	.7
Other truck and bus pneumatic tires		326211-32	12/03	104.2	104.4	105.1	5.1	.7
Industrial and utility pneumatic tires (inc. garden)		326211-9	12/03	104.5	104.6	104.6	4.6	0
Secondary products and miscellaneous receipts		326211-SM						
Rubber and plastics hose and belting	32622		12/03	103.1	103.4	105.6	5.6	2.1
Rubber and plastics hoses and belting manufacturing	326220		12/81	164.8	165.4	168.9	5.6	2.1
Primary products		326220-P	12/81	163.5	163.8	167.7	5.5	2.4
Rubber and plastics belts and belting, flat		326220-1	12/81	162.9	163.1	163.7	1.6	.4
Rubber and plastics transmission belts and belting, other than flat		326220-2	12/81	154.7	154.7	154.7	5.5	0
Rubber hose, mandrel made, and all hydraulic		326220-3	12/81	176.3	177.3	184.5	8.5	4.1
Rubber and plastics garden hose		326220-5	12/81	154.1	154.7	(¹)	(¹)	(¹)
All other rubber and plastics hose		326220-6	12/81	176.9	176.9	180.0	3.0	1.8

See footnotes at end of table.

Table 5. Producer price indexes for the net output of selected industries and their products, not seasonally adjusted

—Continued

Industry and product ¹	Industry code	Product code	Index base	Index			Percent change to Dec. 2004 from:	
				Aug. 2004 ²	Nov. 2004 ²	Dec. 2004 ²	Dec. 2003	Nov. 2004
Rubber and plastics hoses and belting manufacturing—Continued								
Secondary products and miscellaneous receipts		326220-SM						
Secondary products		326220-S	12/81	209.5	213.3	213.5	6.4	0.1
Other rubber product mfg	32629		12/88	122.0	122.6	122.7	.7	.1
Rubber product manufacturing for mechanical use	326291		12/88	117.3	118.1	118.2	-.7	.1
Primary products		326291-P	12/88	114.4	115.3	115.3	-1.5	0
Molded rubber mechanical goods, automotive		326291-1	06/83	97.3	97.4	97.4	.3	0
Molded rubber mechanical goods, transport (exc auto) & off-hwy machinery & equip		326291-2	12/03	100.0	101.7	101.7	1.7	0
Molded rubber mechanical goods, nec		326291-3	12/03	100.7	102.2	102.5	2.5	.3
Extruded rubber mechanical goods, automotive (except tubing)		326291-4	06/83	87.4	87.6	87.5	-12.0	-.1
Extruded rubber mechanical goods (except automotive)		326291-5	12/03	99.8	102.9	102.6	2.6	-.3
Secondary products and miscellaneous receipts		326291-SM						
Secondary products		326291-S	06/83	148.9	149.0	150.0	1.4	.7
All other rubber product manufacturing	326299		06/83	137.4	137.7	137.8	1.8	.1
Primary products		326299-P	06/83	137.1	137.5	137.6	1.5	.1
Rubber sponge, expanded and foam rubber products		326299-1	06/83	141.4	141.4	141.4	-1.3	0
Rubber floor and wall coverings		326299-3	06/83	124.9	124.9	125.1	2.0	.2
Rubber druggist and medical sundries (including household gloves)		326299-5	12/03	100.0	100.1	99.8	-.2	-.3
Rubber compounds or mixtures for sale or interplant transfer		326299-6	06/83	126.2	126.8	127.0	3.3	.2
Industrial rubber products, nec		326299-7	06/83	157.4	158.4	158.5	3.2	.1
Rubber gloves and clothing		326299-8	06/83	142.4	142.4	142.8	-.8	.3
Rubber goods, nec		326299-9	06/83	134.9	135.1	135.7	1.5	.4
Secondary products and miscellaneous receipts		326299-SM						
Secondary products		326299-S	06/83	134.6	134.6	135.1	1.4	.4
Nonmetallic mineral product mfg	327		12/84	144.0	145.4	145.9	5.3	.3
Clay product & refractory mfg	3271		12/03	101.9	102.0	101.9	1.9	-.1
Pottery, ceramics & plumbing fixture mfg	32711		12/84	152.4	152.5	152.5	.9	0
Vitreous plumbing fixtures/access/ftg mfg	327111		06/85	127.2	126.7	126.7	-1.9	0
Primary products		327111-P	06/85	119.6	119.5	119.5	-2.9	0
China plumbing fixtures, accessories, and fittings		327111-3	12/03	97.2	97.1	97.1	-2.9	0
Secondary products and miscellaneous receipts		327111-SM						
Miscellaneous receipts		327111-M	12/03	104.1	90.0	(³)	(³)	(³)
Secondary products		327111-S	06/85	171.5	172.2	171.7	(³)	-.3
Vitreous china & earthenware articles mfg	327112		12/03	101.2	101.3	101.4	1.4	.1
Primary products		327112-P	12/03	101.8	102.0	102.1	2.1	.1
Vitreous china, fine earthenware, and other pottery products		327112-5	12/03	101.8	102.0	102.1	2.1	.1
Secondary products and miscellaneous receipts		327112-SM						
Secondary products		327112-S	12/03	96.5	96.5	96.5	-3.5	0
Porcelain electrical supply mfg	327113		12/85	162.1	162.6	162.6	2.7	0
Primary products		327113-P	12/85	162.3	162.7	162.7	2.5	0
Porcelain electrical supplies, steatite, and other ceramic electrical products		327113-3	12/03	102.2	102.5	102.5	2.5	0
Secondary products and miscellaneous receipts		327113-SM						
Clay building material & refractories mfg	32712		12/03	102.9	102.9	102.8	2.8	-.1
Brick & structural clay tile manufacturing	327121		12/84	165.8	165.7	166.3	3.0	.4
Primary products		327121-P	12/84	167.8	167.7	168.3	3.1	.4
Brick, except ceramic glazed and refractory		327121-1	12/84	168.3	168.2	168.8	3.2	.4
Building or common, and face brick		327121-111	12/84	168.5	168.5	169.1	3.2	.4
Building or common brick		327121-11101	12/84	182.5	182.5	182.5	.2	0
Face brick		327121-11102	12/84	165.0	165.0	165.7	4.0	.4
Other brick (paving, floor, and sewer)		327121-119	12/84	155.5	151.9	151.9	1.2	0
Ceramic wall and floor tile manufacturing	327122		06/85	87.6	87.4	87.3	-.7	-.1
Primary products		327122-P	06/85	91.7	91.3	91.4	0	.1
Clay floor and wall tile including quarry tile		327122-1	06/85	91.7	91.3	91.4	0	.1
Quarry tile		327122-12	06/85	110.8	110.8	110.8	0	0
Glazed wall tile		327122-13	06/85	82.4	81.9	82.0	0	.1
Other structural clay product manufacturing	327123		12/85	157.5	157.5	160.3	4.4	1.8
Primary products		327123-P	12/85	159.8	159.8	162.8	4.4	1.9
Vitrified clay sewer pipe and fittings		327123-1	12/85	136.1	136.1	136.1	1.3	0
Other structural clay products, n.e.c.		327123-2	12/85	159.1	159.1	163.8	6.3	3.0
Other structural clay products incl terra cotta, drain and flue tile, conduit and adobe		327123-298	12/85	183.9	183.9	189.4	8.6	3.0
Clay refractory manufacturing	327124		12/85	170.1	170.1	170.1	5.8	0

See footnotes at end of table.

Table 5. Producer price indexes for the net output of selected industries and their products, not seasonally adjusted
—Continued

Industry and product ¹	Industry code	Product code	Index base	Index			Percent change to Dec. 2004 from:	
				Aug. 2004 ²	Nov. 2004 ²	Dec. 2004 ²	Dec. 2003	Nov. 2004
Clay refractory manufacturing—Continued								
Primary products		327124-P	12/85	165.1	165.1	165.1	5.8	0.0
Bricks and shapes		327124-1	12/85	169.2	169.2	169.2	9.1	0
High alumina inc. high alumina ladle brick, 50% alumina and over		327124-113	12/85	178.9	(³)	(³)	(³)	(³)
Castable refractories (hydraulic setting)		327124-3	12/85	169.9	169.9	169.9	5.4	0
Nonclay refractory manufacturing	327125		12/85	138.7	138.9	137.7	1.3	-9
Primary products		327125-P	12/85	141.4	141.6	142.0	2.8	.3
Bricks and shapes		327125-1	12/85	138.2	138.2	138.2	1.6	0
Silica bricks and shapes		327125-111	12/85	93.6	93.6	93.8	2.9	.2
All other bricks and shapes, including dolomite, dolomite-magnesite and carbon refractories		327125-121	12/85	140.4	140.4	140.4	1.4	0
Castables (hydraulic setting)		327125-3	12/85	142.3	142.3	145.7	4.5	2.4
Plastic refractories & ramming mixes, wet & dry, and castables of nonhydraulic setting type		327125-4	12/85	180.4	182.3	181.1	3.2	-7
Gunning mixes, basic and other		327125-5	12/85	111.9	111.9	(³)	(³)	(³)
Other nonclay refractory materials in lump or ground form		327125-6	12/85	129.7	130.7	(³)	(³)	(³)
Domestic ship. for direct use by customers as finished refractories, and all exported material		327125-611	12/85	131.7	132.6	(³)	(³)	(³)
Secondary products and miscellaneous receipts		327125-SM	12/85	(³)	(³)	(³)	(³)	(³)
Glass & glass product mfg	3272		12/03	100.1	100.3	100.7	.7	.4
Glass & glass product mfg	32721		12/03	100.1	100.3	100.7	.7	.4
Flat glass manufacturing	327211		12/80	94.0	94.6	96.0	1.1	1.5
Primary products		327211-P	12/80	94.0	94.6	96.1	1.2	1.6
Flat glass (float, sheet, and plate), made by flat glass producers		327211-1	12/80	98.5	99.2	101.0	.9	1.8
Laminated glass, made by flat glass producers		327211-3	12/80	70.4	(³)	(³)	(³)	(³)
Secondary products and miscellaneous receipts		327211-SM						
Other pressed & blown glass & glassware mfg	327212		06/83	127.5	127.4	128.1	.3	.5
Primary products		327212-P	06/83	127.9	127.8	128.6	.4	.6
Table, kitchen, art, and novelty glassware		327212-1	06/83	165.1	165.4	163.8	2.1	-1.0
Machine made table, kitchen, art, and novelty glassware		327212-12	06/83	166.4	166.8	165.0	2.0	-1.1
Tumblers (one piece excluding packers' tumblers)		327212-121	06/83	157.3	(³)	157.3	2.9	(³)
Tableware		327212-123	06/83	156.2	(³)	156.2	1.1	(³)
Cookware, ovenware, kitchenware, and microwave oven glass		327212-125	06/83	153.7	(³)	(³)	(³)	(³)
Ornamental, decorative, and novelty glassware and smokers' accessories		327212-128	06/83	145.4	145.4	(³)	(³)	(³)
Handmade table, kitchen, art, and novelty glassware		327212-13	06/83	167.2	167.2	(³)	(³)	(³)
Lighting and electronic glassware		327212-2	06/83	120.0	120.1	120.1	-.8	0
Machine-made lighting/electronic glassware		327212-2A	12/91	101.6	101.6	101.6	-1.4	0
Bowls and enclosing globes (interior and exterior)		327212-224	12/91	139.1	139.1	139.1	-3.3	0
Glass fiber-textile type		327212-3	06/83	87.1	86.7	89.1	-1	2.8
Other pressed and blown glassware		327212-4	06/83	182.4	182.4	182.4	1.3	0
Machine-made glassware, n.e.c.		327212-4A	12/91	127.6	127.6	127.6	1.3	0
Other glassware		327212-428	12/91	126.7	126.7	126.7	1.2	0
Transfers and shipments of partially fabricated pressed and blown glassware, n.e.c.		327212-4C	12/91	116.2	116.2	116.2	-.4	0
Secondary products and miscellaneous receipts		327212-SM						
Secondary products		327212-S	06/83	101.8	101.8	(³)	(³)	(³)
Glass container manufacturing	327213		06/82	142.3	142.7	142.8	3.1	.1
Primary products		327213-P	06/82	142.8	143.2	143.3	3.1	.1
Glass containers (including value of packaging)		327213-3	12/03	102.7	103.0	103.1	3.1	.1
Glass product mfg. made of purchased glass	327215		06/83	131.9	132.1	132.3	-.5	.2
Primary products		327215-P	06/83	130.8	131.1	131.2	-.5	.1
Laminated glass, including plate, float, and sheet		327215-3	06/83	104.1	103.8	103.8	-4.5	0
For construction and architectural uses		327215-321	06/87	125.7	125.0	125.3	-.5	.2
For automotive uses		327215-341	06/87	91.9	91.6	91.6	-7.0	0
OEM		327215-34101	06/87	88.8	88.8	88.8	-3.0	0
Replacement		327215-34102	06/87	96.4	(³)	(³)	(³)	(³)
For other uses		327215-369	06/94	106.3	106.3	106.3	-.7	0
Mirrors, plate and float (decorated or undecorated)		327215-5	06/83	143.8	145.7	145.3	1.0	-.3
Framed mirrors		327215-521	06/83	179.8	179.8	179.8	1.5	0
Unframed mirrors		327215-541	06/83	131.2	137.6	136.2	2.1	-1.0
Pressed and blown glassware, made from glass purchased or transferred from other establishment		327215-7	06/83	148.6	149.0	149.0	1.2	0
Other glassware, including scientific, laboratory, industrial, etc.		327215-751	06/83	181.0	182.1	182.0	2.8	-.1
Other glass products, made from glass purchased or transferred from other establishments		327215-8	06/83	123.9	124.1	124.4	.3	.2
Multiple-glazed, sealed insulating glass units		327215-871	06/83	138.7	138.7	138.7	0	0
Tempered glass		327215-88	06/87	95.3	95.5	95.8	.5	.3
For automotive use		327215-881	06/83	101.6	100.5	(³)	(³)	(³)
OEM		327215-88104	06/87	91.4	90.4	(³)	(³)	(³)

See footnotes at end of table.

Table 5. Producer price indexes for the net output of selected industries and their products, not seasonally adjusted
—Continued

Industry and product ¹	Industry code	Product code	Index base	Index			Percent change to Dec. 2004 from:	
				Aug. 2004 ²	Nov. 2004 ²	Dec. 2004 ²	Dec. 2003	Nov. 2004
Glass product mfg. made of purchased glass—Continued								
For construction and architectural use		327215-883	06/83	103.3	105.6	106.1	3.8	0.5
For other uses		327215-889	06/83	157.6	157.6	157.9	1.2	.2
Other flat glass products		327215-898	06/83	185.3	185.3	186.0	-2.4	.4
Secondary products and miscellaneous receipts		327215-SM						
Miscellaneous receipts		327215-M	12/83	164.5	162.3	165.6	-1.5	2.0
Secondary products		327215-S	06/83	129.2	131.9	131.9	1.9	0
Cement & concrete product mfg	3273		12/03	105.0	107.2	107.7	7.7	.5
Cement mfg	32731		06/82	157.7	160.4	160.8	7.7	.2
Cement manufacturing	327310		06/82	157.7	160.4	160.8	7.6	.2
Primary products		327310-P	06/82	157.6	159.9	160.5	7.5	.4
Cement, hydraulic		327310-1	06/89	155.8	158.0	158.7	7.5	.4
Ready-mix concrete mfg	32732		12/03	104.9	108.4	108.7	8.7	.3
Ready-mixed concrete mfg. and dist	327320		06/81	162.6	168.1	168.6	8.8	.3
Primary products		327320-P	06/81	160.4	166.2	166.7	8.9	.3
Ready-mixed concrete		327320-1	06/81	160.4	166.2	166.7	8.9	.3
Secondary products and miscellaneous receipts		327320-SM						
Miscellaneous receipts		327320-M	06/81	168.5	171.4	171.7	8.3	.2
Secondary products		327320-S	06/81	196.9	198.1	198.0	6.2	-1
Concrete pipe, brick & block mfg	32733		12/03	103.3	103.5	104.7	4.7	1.2
Concrete block and brick manufacturing	327331		06/81	175.1	175.5	177.3	4.5	1.0
Primary products		327331-P	06/81	179.7	180.0	182.5	4.8	1.4
Structural block, medium weight units (weighing at least 105 lbs but less than 125		327331-12	06/81	180.9	184.4	186.3	7.9	1.0
Structural block, normal weight units (weighing 125 lbs or more		327331-13	06/81	198.8	195.4	202.8	7.5	3.8
Decorative block (such as screen, split, slump, shadowal, etc)		327331-14	06/81	158.2	160.9	160.9	7.0	0
Concrete pavers (incl. grind, interlocking, etc.)		327331-15	06/81	188.0	189.2	189.2	6.4	0
Concrete brick		327331-16	06/81	155.6	155.6	155.6	.8	0
Secondary products and miscellaneous receipts		327331-SM						
Miscellaneous receipts		327331-M	06/81	155.2	155.9	155.9	3.9	0
Secondary products		327331-S	06/81	175.2	175.4	175.4	2.1	0
Concrete pipe manufacturing	327332		12/03	103.5	103.7	105.0	5.0	1.3
Primary products		327332-P	12/03	104.2	104.4	105.9	5.9	1.4
Concrete pipe		327332-1	12/03	104.2	104.4	105.9	5.9	1.4
Concrete culvert pipe		327332-11	12/99	111.5	111.5	112.8	5.0	1.2
Concrete storm sewer pipe		327332-12	12/99	118.4	118.4	120.9	6.4	2.1
Concrete pipe, except concrete culvert and storm sewer pipe		327332-13	06/94	150.3	151.0	152.7	5.8	1.1
Secondary products and miscellaneous receipts		327332-SM						
Miscellaneous receipts		327332-M	12/79	(³)	(³)	(³)	(³)	(³)
Other concrete products mfg	32739		12/03	106.4	107.0	107.3	7.3	.3
Other concrete product manufacturing	327390		12/03	106.4	107.0	107.3	7.3	.3
Primary products		327390-P	12/03	105.7	106.3	106.6	6.6	.3
Precast concrete products		327390-1	12/79	194.5	195.8	196.2	5.8	.2
Slabs and tile, roof and floor units		327390-1111	07/85	155.0	155.9	155.0	10.7	-6
Architectural wall panels		327390-1211	11/84	171.7	174.8	175.0	5.7	.1
Burial vaults and boxes		327390-1331	12/79	211.1	211.0	212.4	.8	.7
Other precast concrete products n.e.c.		327390-1481	12/79	184.5	185.5	186.0	6.0	.3
Prestressed concrete products		327390-4	12/79	188.7	189.5	190.7	8.3	.6
Bridge beams		327390-4111	12/79	183.9	182.5	187.0	14.7	2.5
Solid and hollow cored slabs and panels		327390-4211	12/79	269.9	274.8	274.9	17.3	0
Other prestressed concrete products n.e.c.		327390-4351	06/94	132.0	132.3	(³)	(³)	(³)
Secondary products and miscellaneous receipts		327390-SM						
Miscellaneous receipts		327390-M	12/79	290.3	289.4	291.2	17.5	.6
Secondary products		327390-S	12/79	230.6	230.6	230.6	5.1	0
Lime & gypsum product mfg	3274		12/03	114.8	115.0	115.7	15.7	.6
Lime mfg	32741		12/03	103.3	104.0	104.7	4.7	.7
Lime manufacturing	327410		12/85	132.8	133.8	134.6	4.7	.6
Primary products		327410-P	12/85	136.1	137.1	137.3	5.3	.1
Quicklime		327410-111	12/85	131.5	132.7	133.0	5.2	.2
Hydrated lime		327410-151	12/85	141.2	141.2	141.2	5.2	0
Secondary products and miscellaneous receipts		327410-SM						
Gypsum product mfg	32742		12/03	118.0	118.0	118.8	18.8	.7

See footnotes at end of table.

Table 5. Producer price indexes for the net output of selected industries and their products, not seasonally adjusted

—Continued

Industry and product ¹	Industry code	Product code	Index base	Index			Percent change to Dec. 2004 from:	
				Aug. 2004 ²	Nov. 2004 ²	Dec. 2004 ²	Dec. 2003	Nov. 2004
Gypsum building products manufacturing	327420		06/81	193.3	193.3	194.5	18.7	0.6
Primary products		327420-P	06/81	201.0	201.8	202.3	19.9	.2
Gypsum building materials		327420-1	12/93	168.7	169.8	170.2	23.7	.2
Other gypsum products		327420-4	01/00	129.1	128.1	128.9	(³)	.6
Secondary products and miscellaneous receipts		327420-SM	08/95	(³)	(³)	(³)	(³)	(³)
Other nonmetallic mineral product mfg	3279		12/84	138.9	139.0	139.2	4.0	.1
Abrasive product mfg	32791		12/03	100.6	100.0	101.0	1.0	1.0
Abrasive product manufacturing	327910		12/80	168.0	167.0	168.5	1.0	.9
Primary products		327910-P	12/80	161.7	160.5	162.3	1.1	1.1
Nonmetallic sized grains, powders, and flour abrasives		327910-1	06/87	95.3	89.3	97.4	-3.2	9.1
Nonmetallic abrasive products (including diamond abrasives)		327910-4	12/80	164.7	164.9	164.8	1.5	-.1
Nonmetallic coated abrasive products, buffing wheels, polishing wheels, and laps		327910-7	12/80	213.0	213.0	213.4	1.9	.2
Secondary products and miscellaneous receipts		327910-SM						
Miscellaneous receipts		327910-M	12/80	210.4	210.4	210.4	-1.9	0
Secondary products		327910-S	12/80	181.8	181.8	181.8	.9	0
All other nonmetallic mineral product mfg	32799		12/03	105.2	105.6	105.4	5.4	-.2
Cut stone and stone products manufacturing	327991		12/84	149.5	150.0	150.0	.5	0
Primary products		327991-P	12/84	144.8	145.4	145.4	.6	0
Dressed dimension granite, including gneiss, syenite, diorite, and cut granite		327991-1	12/84	141.4	141.4	141.4	.1	0
Monumental stone		327991-135	12/84	172.4	172.4	172.4	.2	0
Other granite products such as paving blocks and curbing		327991-198	12/84	117.6	117.9	117.9	.4	0
Dressed dimension marble and other stone		327991-3	12/84	150.9	153.2	153.2	1.8	0
Building stone, monumental stone, and other marble products		327991-337	12/84	158.1	161.8	161.8	2.3	0
Other marble products		327991-33717	12/93	124.3	124.3	124.3	0	0
Other stone, such as slate, sandstone, gabbro, basalt, and other dressed stone products		327991-398	12/84	140.3	140.3	140.3	.9	0
Ground or treated minerals and earths mfg			06/85	142.1	142.1	142.1	1.3	0
Primary products		327992-P	06/85	139.9	139.9	139.9	1.4	0
Minerals and earths, ground or treated		327992-1	06/85	139.9	139.9	139.9	1.4	0
Mineral wool manufacturing	327993		12/81	145.6	146.1	145.1	9.4	-.7
Primary products		327993-P	12/81	143.9	143.9	142.8	8.4	-.8
Mineral wool for structural insulation		327993-1	12/81	135.0	134.4	133.3	9.1	-.8
Loose fiber and granulated fiber		327993-111	12/81	101.6	102.1	102.8	6.0	.7
Building batts, blankets, and rolls		327993-135	12/81	153.0	150.1	149.9	13.2	-.1
R-19.0 or over		327993-13531	05/82	140.1	137.8	138.4	12.5	.4
R-18.9 or less		327993-13537	12/81	141.2	137.5	134.6	15.8	-2.1
Acoustical		327993-161	12/81	102.4	104.6	101.8	4.7	-2.7
Other mineral wool for structural insulation, including insulating board		327993-198	12/81	153.2	153.2	153.2	-1.8	0
Mineral wool for industrial, equipment, and appliance insulation		327993-2	12/81	149.0	151.4	150.5	6.5	-.6
Blankets (flexible) including fabricated pieces, rolls, and batts		327993-235	12/81	179.7	184.3	181.2	16.1	-1.7
Molded insulation (such as special automotive, appliance, and aerospace items)		327993-245	12/97	90.5	90.5	90.5	-7.3	0
Other mineral wool for industrial equipment, and appliance insulation		327993-299	12/97	108.4	110.0	110.0	6.1	0
Miscellaneous receipts		327993-M	03/88	194.8	215.9	215.4	40.9	-.2
Secondary products		327993-S	12/81	(³)	(³)	(³)	(³)	(³)
Other miscellaneous nonmetallic mineral product mfg	327999		12/03	102.1	102.7	103.7	3.7	1.0
Primary products		327999-P	12/03	102.1	102.8	104.0	4.0	1.2
All other miscellaneous nonmetallic mineral products		327999-1	12/03	102.1	102.8	104.0	4.0	1.2
Secondary products and miscellaneous receipts		327999-SM						
Miscellaneous receipts		327999-M	06/93	89.2	89.2	89.2	7.9	0
Primary metal mfg	331		12/84	148.3	154.1	154.9	27.6	.5
Iron & steel mills & ferroalloy mfg	3311		12/03	135.2	142.6	143.3	43.3	.5
Iron & steel mills & ferroalloy mfg	33111		12/03	135.2	142.6	143.3	43.3	.5
Iron & steel mills	331111		06/82	144.4	152.3	153.1	43.5	.5
Primary products		331111-P	06/82	143.0	151.0	151.8	42.3	.5
Steel pipe and tubes		331111-B	06/82	124.7	139.4	144.2	73.5	3.4
Cold rolled steel sheets and strip		331111-D	06/82	154.2	154.9	154.9	33.5	0
Cold finished steel bars		331111-F	06/82	147.8	161.7	170.4	41.6	5.4
Coke oven and blast furnace products		331111-1	06/82	(³)	(³)	(³)	(³)	(³)
Iron and steel powders, paste, and flakes		331111-2	12/03	100.4	(³)	(³)	(³)	(³)
Steel ingots and semifinished shapes and forms		331111-3	06/82	192.8	219.1	218.6	88.4	-.2
Hot rolled steel sheet and strip		331111-5	06/82	133.4	143.0	(³)	(³)	(³)
Hot rolled bars, plates, and structural shapes		331111-7	06/82	157.7	161.3	162.8	53.0	.9
Secondary products and miscellaneous receipts		331111-SM						

See footnotes at end of table.

Table 5. Producer price indexes for the net output of selected industries and their products, not seasonally adjusted

—Continued

Industry and product ¹	Industry code	Product code	Index base	Index			Percent change to Dec. 2004 from:	
				Aug. 2004 ²	Nov. 2004 ²	Dec. 2004 ²	Dec. 2003	Nov. 2004
Electrometallurgical ferroalloy product mfg	331112		06/83	229.6	247.7	248.1	58.4	0.2
Primary products		331112-P	06/83	252.3	275.4	275.9	67.5	.2
Ferrosilicon		331112-3	06/83	(³)	212.5	(³)	(³)	(³)
Other ferroalloys and ferrous products		331112-5	12/03	172.2	196.9	197.4	97.4	.3
Secondary products and miscellaneous receipts		331112-SM						
Steel product mfg from purchased steel	3312		12/03	145.4	148.2	148.4	48.4	.1
Iron/steel pipe & tube mfg from purch steel	33121		12/03	167.4	169.4	167.0	67.0	-1.4
Iron/steel pipe & tube mfg from purch steel	331210		06/82	238.2	241.9	238.7	66.6	-1.3
Primary products		331210-P	06/82	238.6	241.0	238.5	63.2	-1.0
Steel pipe and tubes		331210-6	06/82	238.6	241.0	238.5	63.2	-1.0
Secondary products and miscellaneous receipts		331210-SM						
Rolling & drawing of purchased steel	33122		12/03	131.3	134.8	136.5	36.5	1.3
Rolled steel shape mfg	331221		06/82	155.6	162.6	165.7	38.2	1.9
Primary products		331221-P	06/82	150.7	153.0	157.4	35.2	2.9
Cold rolled steel sheet and strip		331221-1	06/82	161.5	162.5	169.1	31.9	4.1
Cold finished steel bars and bar shapes		331221-3	06/82	136.7	141.7	142.1	44.1	.3
Secondary products and miscellaneous receipts		331221-SM						
Secondary products		331221-S	06/82	131.2	155.3	152.1	55.4	-2.1
Steel wire drawing	331222		06/82	166.3	166.5	167.5	34.1	.6
Primary products		331222-P	06/82	166.2	166.4	167.4	35.8	.6
Other fabricated ferrous wire products		331222-B	06/82	206.2	201.3	(³)	(³)	(³)
Noninsulated ferrous wire rope, cable and strand		331222-1	06/82	165.6	165.6	165.6	1.6	0
Steel nails and spikes		331222-3	06/82	160.7	(³)	162.3	35.7	(³)
Steel wire		331222-5	06/82	145.5	148.6	149.2	45.6	.4
Carbon wire		331222-5A	06/82	152.1	155.8	156.5	49.9	.4
Stainless wire		331222-5C	06/82	135.3	134.8	134.6	19.5	-1.1
Secondary products and miscellaneous receipts		331222-SM						
Secondary products		331222-S	06/82	(³)	(³)	(³)	(³)	(³)
Primary aluminum production	331312		06/80	135.0	143.5	144.5	20.5	.7
Primary products		331312-P	06/80	138.5	147.3	148.3	20.4	.7
Primary aluminum, except extrusion billet		331312-7	06/80	136.6	145.4	(³)	(³)	(³)
Aluminum extrusion billet		331312-8	06/80	144.5	153.1	154.0	21.7	.6
Secondary products and miscellaneous receipts		331312-SM						
Secondary smelting & alloying of aluminum	331314		12/03	109.3	113.7	113.5	13.5	-.2
Primary products		331314-P	06/80	121.0	126.1	125.7	14.6	-.3
Aluminum ingot, including pigs, sows, and molten metal, excluding billet, produced		331314-1	12/03	110.6	116.5	116.0	16.0	-.4
Aluminum extrusion ingot (billet), produced by secondary smelters		331314-3	12/03	111.8	(³)	(³)	(³)	(³)
Aluminum and aluminum-base alloys powders, paste, and flakes		331314-5	12/03	100.6	(³)	(³)	(³)	(³)
Secondary products and miscellaneous receipts		331314-SM						
Secondary products		331314-S	03/95	144.2	153.5	154.0	(³)	.3
Aluminum sheet, plate & foil mfg	331315		06/81	145.4	149.2	153.6	9.0	2.9
Primary products		331315-P	06/81	150.0	153.9	158.4	9.0	2.9
Aluminum plate		331315-1	06/81	176.4	(³)	(³)	(³)	(³)
Heat-treatable		331315-113	06/81	186.8	(³)	(³)	(³)	(³)
Aluminum sheet		331315-2	06/81	149.3	(³)	158.5	8.9	(³)
Coiled, nonheat-treatable, bare		331315-231	06/81	(³)	(³)	(³)	(³)	(³)
Coiled, nonheat-treatable, bare, all others		331315-23115	06/81	(³)	(³)	(³)	(³)	(³)
Secondary products and miscellaneous receipts		331315-SM						
Aluminum extruded product mfg	331316		12/81	166.6	169.4	170.0	11.3	.4
Primary products		331316-P	12/81	171.3	174.4	175.0	11.8	.3
Extruded aluminum rod, bar, and other extruded shapes except tube		331316-1	12/81	174.7	177.8	178.5	12.1	.4
Extruded rod and bar with alloys other than 2000 and 7000 series		331316-115	12/81	162.6	167.2	(³)	(³)	(³)
Rod		331316-11511	12/81	(³)	(³)	(³)	(³)	(³)
Other extruded shapes except tube, with alloys other than 2000 and 7000 series		331316-125	12/81	166.6	168.6	169.5	10.2	.5
Other extruded shapes, circle size 2 to, not including 3		331316-12502	12/81	177.6	178.0	(³)	(³)	(³)
Other extruded shapes, circle size 5 to, not including 6		331316-12505	12/81	163.3	164.8	164.8	12.0	0
Other extruded shapes, circle size 6 to, not including 10		331316-12506	12/81	159.6	160.5	163.6	11.3	1.9
Other extruded shapes, circle size 10 and over		331316-12512	06/87	149.2	151.4	154.3	8.4	1.9
Aluminum extruded and drawn pipe and tube		331316-3	12/94	108.1	110.6	110.2	9.2	-.4
Soft alloy pipe and tube, alloys other than 2000 and 7000 series		331316-313	12/94	108.1	110.6	110.2	9.2	-.4
Soft alloy pipe and tube other than seamless		331316-31302	12/94	103.9	106.3	105.9	9.3	-.4
Secondary products and miscellaneous receipts		331316-SM						
Other aluminum rolling & drawing	331319		12/03	109.7	110.8	113.8	13.8	2.7
Primary products		331319-P	12/03	109.7	111.0	114.8	14.8	3.4

See footnotes at end of table.

Table 5. Producer price indexes for the net output of selected industries and their products, not seasonally adjusted

—Continued

Industry and product ¹	Industry code	Product code	Index base	Index			Percent change to Dec. 2004 from:	
				Aug. 2004 ²	Nov. 2004 ²	Dec. 2004 ²	Dec. 2003	Nov. 2004
Other aluminum rolling & drawing—Continued								
Rolled aluminum rod, bar, including continuous cast		331319-3	12/03	112.9	114.0	119.9	19.9	5.2
Secondary products and miscellaneous receipts		331319-SM						
Secondary products		331319-S	12/03	109.9	(³)	(³)	(³)	(³)
Nonferrous (exc alum) production & processing	3314		12/03	114.2	120.3	120.6	20.6	2
Nonferrous (exc aluminum) smelting & refining	33141		12/03	112.8	118.7	120.3	20.3	1.3
Primary smelting & refining of copper	331411		06/80	169.4	184.2	190.0	39.9	3.1
Primary products		331411-P	06/80	157.2	170.8	177.7	45.3	4.0
Copper cathode and other refined copper, including wirebar, slab, and ingot ..		331411-2	06/80	136.5	148.4	154.4	45.4	4.0
Secondary products and miscellaneous receipts		331411-SM						
Other nonferrous metal prim smelting/refining	331419		06/80	95.3	97.1	97.8	9.8	.7
Primary products		331419-P	06/80	101.0	102.7	103.1	9.0	.4
Other nonferrous metals, n.e.c.		331419-7	06/80	118.6	120.1	120.0	3.7	-1
Secondary products and miscellaneous receipts		331419-SM						
Copper rolling/drawing/extruding & alloying	33142		12/03	118.3	121.5	123.5	23.5	1.6
Copper rolling, drawing & extruding	331421		12/80	163.5	167.7	171.2	23.6	2.1
Primary products		331421-P	12/80	172.9	177.1	180.8	25.2	2.1
Copper wire, bare and tinned (nonelectrical)		331421-1	12/80	149.7	149.0	149.4	1.8	.3
Copper and copper-base alloy rod, bar, and shapes		331421-3	12/80	189.3	194.3	200.1	34.2	3.0
Copper and copper-base alloy sheet, strip, and plate		331421-7	12/80	198.0	205.8	211.0	30.8	2.5
Copper and copper-base alloy pipe and tube		331421-9	12/80	140.1	141.8	142.6	12.7	.6
Secondary products and miscellaneous receipts		331421-SM						
Miscellaneous receipts		331421-M	12/03	102.1	107.3	(³)	(³)	(³)
Copper wire (except mechanical) drawing	331422		12/03	110.7	115.9	115.0	15.0	-.8
Primary products		331422-P	12/03	112.9	118.5	117.1	17.1	-1.2
Copper wire (except mechanical) drawing		331422-1	12/03	112.9	118.5	117.1	17.1	-1.2
Secondary products and miscellaneous receipts		331422-SM						
Secondary products		331422-S	12/82	335.2	347.4	348.8	(³)	.4
Secondary smelting/refining/alloying of copper	331423		12/03	123.1	126.1	128.5	28.5	1.9
Secondary smelting, refining, and alloying of copper		331423-1	06/80	171.5	176.5	180.5	25.5	2.3
Secondary products and miscellaneous receipts		331423-SM	06/80	(³)	(³)	(³)	(³)	(³)
Other nonferrous roll/draw/extruding/alloying	33149		12/03	111.6	120.0	118.5	18.5	-1.3
Other nonferrous metal roll/draw/extruding	331491		12/03	111.2	121.1	119.2	19.2	-1.6
Primary products		331491-P	12/03	111.1	120.8	118.7	18.7	-1.7
All other nonferrous metal mill shapes		331491-C	06/82	138.0	153.6	149.0	16.4	-3.0
Nickel and nickel-base alloy mill shapes, including nickel copper alloys		331491-1	06/82	200.8	205.8	204.3	(³)	-.7
Titanium and titanium-base alloy mill shapes, excluding wire		331491-3	06/82	120.2	135.8	134.8	30.7	-.7
Precious metal mill shapes		331491-9	06/82	144.9	(³)	144.7	(³)	(³)
Secondary products and miscellaneous receipts		331491-SM						
Secondary products		331491-S	06/82	160.5	176.3	176.4	24.3	.1
Other nonferrous secondary smelt/refine/alloying	331492		12/03	112.5	116.6	116.3	16.3	-.3
Primary products		331492-P	12/03	113.3	117.7	117.3	17.3	-.3
Other nonferrous additive alloys		331492-A	06/80	104.3	104.1	104.7	19.7	.6
Other nonferrous metal powders, paste, & flakes		331492-1	06/85	166.2	171.8	172.2	13.8	.2
Secondary lead		331492-3	06/80	103.8	106.6	107.1	26.1	.5
Secondary precious metals & precious metal alloys		331492-9	06/80	57.4	62.5	58.9	12.0	-5.8
Secondary products and miscellaneous receipts		331492-SM						
Secondary products		331492-S	12/03	109.0	111.7	112.2	12.2	.4
Foundries	3315		12/03	104.5	106.9	107.1	7.1	.2
Ferrous metal foundries	33151		12/84	141.6	146.4	146.5	9.3	.1
Iron foundries	331511		12/80	160.6	167.7	167.8	11.4	.1
Primary products		331511-P	12/80	160.0	167.3	167.4	11.6	.1
Standard malleable iron castings		331511-A	06/81	173.6	175.6	(³)	(³)	(³)
Pearlitic malleable iron castings		331511-C	12/03	111.3	115.7	115.2	15.2	-.4
Ductile iron pressure pipe and fittings		331511-1	12/80	173.0	182.4	178.7	17.5	-2.0
Other ductile iron castings		331511-3	06/86	119.3	122.6	123.7	7.4	.9
Cast iron pressure pipe and fittings		331511-5	12/03	110.4	122.6	(³)	(³)	(³)
Other gray iron castings		331511-9	12/03	105.9	111.9	112.1	12.1	.2
Secondary products and miscellaneous receipts		331511-SM						
Miscellaneous receipts		331511-M	12/03	103.1	103.0	103.0	3.0	0
Secondary products		331511-S	12/03	109.9	(³)	108.9	8.9	(³)
Steel investment foundries	331512		06/81	197.6	198.2	199.0	1.3	.4

See footnotes at end of table.

Table 5. Producer price indexes for the net output of selected industries and their products, not seasonally adjusted
—Continued

Industry and product ¹	Industry code	Product code	Index base	Index			Percent change to Dec. 2004 from:	
				Aug. 2004 ²	Nov. 2004 ²	Dec. 2004 ²	Dec. 2003	Nov. 2004
Steel investment foundries—Continued								
Primary products		331512-P	06/81	191.9	192.5	193.4	1.1	0.5
Hi-temp metal investment castings (iron, nickel, or cobalt-base alloys)		331512-02	06/93	104.1	104.4	104.9	1.1	.5
Secondary products and miscellaneous receipts		331512-SM						
Secondary products		331512-S	06/81	264.4	264.4	264.4	(³)	0
Steel foundries (except investment)	331513		06/81	146.0	147.9	147.5	6.3	-.3
Primary products		331513-P	12/03	105.4	106.9	107.7	7.7	.7
Cast carbon steel castings		331513-1	06/81	161.4	163.7	166.0	9.8	1.4
High alloy steel castings, except investment		331513-3	06/81	146.3	147.0	146.6	4.9	-.3
Other alloy steel castings, except investment		331513-5	12/03	104.0	106.5	107.1	7.1	.6
Secondary products and miscellaneous receipts		331513-SM						
Miscellaneous receipts		331513-M	12/03	103.7	(³)	(³)	(³)	(³)
Nonferrous metal foundries	33152		12/84	140.3	140.9	141.3	3.6	.3
Aluminum die-casting foundries	331521		06/91	114.1	114.7	114.9	2.6	.2
Primary products		331521-P	06/83	140.0	140.8	141.0	2.6	.1
Motor vehicle die castings		331521-1	06/83	120.8	120.7	121.1	2.7	.3
Die castings for passenger cars		331521-111	06/83	120.7	120.6	121.0	2.6	.3
Die castings for other motor vehicles		331521-112	06/83	122.8	122.4	122.5	3.6	.1
Aluminum and aluminum-base alloy die castings, other than motor vehicle		331521-4	06/98	104.3	105.5	105.5	2.6	0
Die castings for building and construction		331521-411	06/83	175.5	175.6	175.6	1.0	0
Die castings for appliances		331521-412	06/98	106.2	111.8	111.9	9.5	.1
Die castings for computers and electronics		331521-416	06/83	130.5	130.5	130.5	-.8	0
Other die castings, n.e.c.		331521-417	06/98	100.7	100.8	100.9	2.2	.1
Secondary products and miscellaneous receipts		331521-SM						
Secondary products		331521-S	06/91	127.2	127.3	127.3	1.8	0
Nonferrous die-castings, except aluminum	331522		06/91	108.5	109.0	109.2	2.7	.2
Primary products		331522-P	06/91	106.3	106.6	106.8	1.4	.2
Zinc and zinc-base alloy die-castings		331522-1	06/83	147.7	148.4	148.8	3.4	.3
Magnesium die-castings		331522-2	07/83	125.8	125.8	125.8	-.3	0
Other nonferrous die-castings, including lead and copper, except aluminum ..		331522-6	06/98	95.3	(³)	(³)	(³)	(³)
Secondary products and miscellaneous receipts		331522-SM						
Secondary products		331522-S	06/91	116.1	117.7	117.7	3.5	0
Aluminum foundries (except die-casting)	331524		06/91	120.5	120.6	121.2	3.5	.5
Primary products		331524-P	06/91	120.4	120.5	120.9	3.7	.3
Aluminum and aluminum-base alloy sand castings		331524-1	06/83	159.7	159.5	160.0	4.4	.3
Aluminum and aluminum-base alloy permanent and semipermanent mold castings		331524-2	06/83	135.1	134.9	135.4	3.4	.4
Investment and other aluminum and aluminum-base alloy castings and cast products		331524-3	06/83	159.6	161.9	161.9	2.6	0
Secondary products and miscellaneous receipts		331524-SM						
Copper foundries (except die-casting)	331525		06/83	168.7	170.5	172.9	8.7	1.4
Primary products		331525-P	06/83	162.9	164.6	167.3	8.6	1.6
Copper and copper-base alloy sand castings		331525-411	06/83	168.8	171.0	174.7	11.0	2.2
Other copper and copper-base alloy castings incl. bearings and bushings		331525-412	06/98	101.3	101.2	101.2	1.0	0
Secondary products and miscellaneous receipts		331525-SM						
Secondary products		331525-S	06/83	185.0	187.7	187.9	9.4	.1
Other nonferrous foundries (except die-casting)	331528		06/83	157.6	158.7	158.2	5.6	-.3
Primary products		331528-P	06/83	148.0	149.1	148.6	6.1	-.3
Titanium castings, except die		331528-3	06/83	141.1	140.6	140.6	-1.0	0
All other nonferrous metal castings, except die		331528-7	07/92	175.7	178.4	177.0	37.1	-.8
Secondary products and miscellaneous receipts		331528-SM						
Fabricated metal product mfg	332		12/84	143.4	145.2	145.5	8.8	.2
Forging & stamping	3321		12/03	108.6	111.6	111.6	11.6	0
Forging & stamping	33211		12/03	108.6	111.6	111.6	11.6	0
Iron & steel forging	332111		12/83	117.7	119.6	120.0	4.6	.3
Primary products		332111-P	12/83	118.8	120.9	121.4	4.9	.4
Hot impression die impact, press and upset ferrous forgings		332111-5	12/83	124.1	126.7	127.3	6.1	.5
Carbon steel		332111-511	12/83	132.4	136.6	137.8	8.2	.9
Alloy steel, except stainless and high-temperature		332111-513	12/83	111.4	112.2	112.2	2.9	0
Stainless steel		332111-515	12/83	153.1	(³)	(³)	(³)	(³)
Seamless rolled-ring ferrous forgings		332111-7	12/83	108.0	(³)	(³)	(³)	(³)
Open die or smith (hammer or press) ferrous forgings		332111-8	12/83	112.1	(³)	(³)	(³)	(³)
Secondary products and miscellaneous receipts		332111-SM						
Secondary products		332111-S	12/83	97.8	98.0	98.0	-.1	0
Nonferrous forging	332112		12/83	146.7	146.7	146.7	.3	0

See footnotes at end of table.

Table 5. Producer price indexes for the net output of selected industries and their products, not seasonally adjusted

—Continued

Industry and product ¹	Industry code	Product code	Index base	Index			Percent change to Dec. 2004 from:	
				Aug. 2004 ²	Nov. 2004 ²	Dec. 2004 ²	Dec. 2003	Nov. 2004
Nonferrous forging—Continued								
Primary products		332112-P	12/83	152.4	152.4	152.4	-1.3	0.0
Hot impression die impact, press and upset nonferrous forgings		332112-5	12/83	153.4	153.4	153.4	-1.2	0
Aluminum and aluminum alloy		332112-521	12/83	190.3	190.3	190.3	.2	0
Titanium and titanium alloy		332112-523	12/83	115.6	115.6	115.6	-3.5	0
Other nonferrous hot impression die forgings		332112-527	06/98	79.5	(³)	(³)	(³)	(³)
Secondary products and miscellaneous receipts		332112-SM						
Secondary products		332112-S	12/83	132.5	(³)	(³)	(³)	(³)
Custom roll forming								
Primary products	332114		12/03	119.1	133.8	133.1	33.1	-5
Primary products		332114-P	12/84	138.0	156.0	155.1	31.8	-6
Custom roll forming		332114-8	06/90	134.0	151.5	150.6	31.9	-6
Secondary products and miscellaneous receipts		332114-SM						
Secondary products		332114-S	12/84	119.8	(³)	(³)	(³)	(³)
Crowns and closure mfg								
Primary products	332115		12/83	162.6	162.6	162.6	13.5	0
Primary products		332115-P	12/83	161.9	161.9	161.9	14.0	0
Metal commercial closures		332115-1	12/83	170.7	170.7	170.7	14.1	0
Secondary products and miscellaneous receipts		332115-SM	12/83	(³)	(³)	(³)	(³)	(³)
Metal stamping								
Primary products	332116		06/84	144.8	146.9	147.1	11.6	.1
Primary products		332116-P	12/03	110.9	112.7	112.8	12.8	.1
Metal job stampings, except automotive		332116-1	06/84	143.6	146.2	146.4	16.4	.1
Other stamped and pressed metal end products		332116-5	06/84	133.1	135.0	134.9	3.2	-1
Secondary products and miscellaneous receipts		332116-SM						
Miscellaneous receipts		332116-M	12/03	100.0	100.0	(³)	(³)	(³)
Secondary products		332116-S	12/03	104.5	104.8	104.8	4.8	0
Powder metallurgy part mfg								
Primary products	332117		12/03	100.9	101.0	101.0	1.0	0
Primary products		332117-P	12/03	100.9	101.0	101.0	1.0	0
Powder metallurgy parts		332117-0	12/91	103.6	103.7	103.7	1.1	0
Secondary products and miscellaneous receipts		332117-SM						
Secondary products		332117-S	12/03	101.1	101.1	101.1	1.1	0
Cutlery & flatware (exc precious) mfg								
Primary products	332211		12/83	168.7	169.1	169.6	.6	.3
Primary products		332211-P	12/83	178.7	179.1	179.5	.6	.2
Cutlery, scissors, shears, trimmers, and snips		332211-1	12/83	167.3	168.2	169.3	3.3	.7
Cutlery		332211-11A	12/00	107.8	108.8	108.8	.4	0
Scissors and shears		332211-11B	12/00	106.5	107.1	108.9	6.6	1.7
Other knives (incl. pocket, pen, and replacement blade knives)		332211-11C	12/00	104.5	104.5	104.5	2.8	0
Razors and razor blades, except electric		332211-2	12/83	188.1	188.1	188.1	-1.1	0
Secondary products and miscellaneous receipts		332211-SM						
Miscellaneous receipts		332211-M	03/87	26.6	26.6	27.4	3.4	3.0
Secondary products		332211-S	12/83	154.7	155.4	155.4	.5	0
Hand and edge tools, except machine tools and handsaws								
Primary products	332212		06/83	169.4	170.9	171.2	3.2	.2
Primary products		332212-P	06/83	175.8	177.7	177.9	3.1	.1
Mechanics' hand service tools		332212-1	06/83	192.2	194.9	194.8	3.3	-1
Pliers		332212-111	06/83	180.8	193.4	193.4	8.6	0
Solid joint pliers		332212-11113	06/83	184.4	199.2	199.2	8.9	0
Wrenches		332212-113	06/83	208.7	209.0	209.0	3.4	0
Sockets, drives, extensions, etc. for hand-operated socket wrenches		332212-11321	06/83	226.9	227.0	227.0	1.5	0
Combination open-end and box wrenches		332212-11324	06/83	184.9	184.9	184.9	1.7	0
Torque wrenches		332212-11325	06/83	(³)	(³)	(³)	(³)	(³)
Adjustable wrenches, including pipe wrenches		332212-11326	06/83	193.3	(³)	193.3	4.3	(³)
All other wrenches		332212-11327	06/83	168.8	168.8	168.8	1.2	0
Screwdrivers		332212-114	06/83	160.1	160.1	160.1	2.0	0
Tools for automotive use, excluding jacks		332212-116	06/83	197.2	198.0	198.0	4.4	0
All other mechanics' hand service tools		332212-117	06/83	190.8	194.9	194.9	2.7	0
Edge tools, hand operated		332212-3	06/96	115.5	115.9	116.8	4.7	.8
Chisels		332212-383	06/83	270.3	270.3	(³)	(³)	(³)
Professional and craft edge hand tools		332212-385	06/83	191.1	191.1	192.4	4.6	.7
All other edge tools		332212-398	06/96	61.5	62.3	62.3	2.1	0
Dies and interchangeable cutting tools, for machines and power-driven handtools		332212-5	06/96	93.4	94.7	94.7	1.7	0
Cutting dies, excluding dies for cutting metal		332212-551	07/83	115.3	115.3	115.3	0	0
Other hand tools, n.e.c.		332212-7	06/83	174.2	176.3	176.8	3.2	.3
Shovels, spades, scoops, telegraph spoons, and scrapers		332212-711	06/83	224.4	225.3	225.3	1.6	0
Light forged hammers, under 4 lbs, excluding ball peen hammers		332212-721	06/83	151.0	152.8	156.8	8.8	2.6
Steel goods, including forks, hoes, rakes, weeders, etc.		332212-741	06/83	201.8	204.1	204.7	3.3	.3
Soldering irons		332212-781	06/89	143.3	143.3	143.3	4.3	0
Other hand tools, excluding edge and machine tools		332212-798	06/83	162.1	163.7	163.9	2.3	.1
Precision measuring tools (inspection, quality control, tool room, and machinist		332212-9	06/83	158.8	158.8	158.8	3.1	0
Secondary products and miscellaneous receipts		332212-SM						
Miscellaneous receipts		332212-M	06/83	116.8	116.8	116.8	4.8	0
Secondary products		332212-S	06/83	181.0	180.1	182.3	2.5	1.2

See footnotes at end of table.

Table 5. Producer price indexes for the net output of selected industries and their products, not seasonally adjusted

—Continued

Industry and product ¹	Industry code	Product code	Index base	Index			Percent change to Dec. 2004 from:	
				Aug. 2004 ²	Nov. 2004 ²	Dec. 2004 ²	Dec. 2003	Nov. 2004
Saw blade & handsaw mfg	332213		06/83	143.1	143.8	143.8	2.6	0.0
Primary products		332213-P	06/83	148.4	148.9	148.9	3.3	0
Handsaws and handsaw blades		332213-1	06/83	158.4	158.9	158.9	(³)	0
Secondary products and miscellaneous receipts		332213-SM						
Secondary products		332213-S	06/83	119.5	119.5	(³)	(³)	(³)
Kitchen utensil, pot & pan mfg	332214		12/03	100.8	102.0	102.0	2.0	0
Primary products		332214-P	12/03	101.0	102.3	102.3	2.3	0
Stamped and spun utensils, cooking and kitchen, aluminum		332214-1	06/84	152.8	156.5	(³)	(³)	(³)
Stamped and spun utensils, cooking and kitchen, except aluminum		332214-3	06/84	159.7	159.7	159.7	2.0	0
Secondary products and miscellaneous receipts		332214-SM						
Secondary products		332214-S	12/03	99.1	99.1	99.1	-9	0
Architectural & structural metals mfg	3323		12/03	114.9	116.4	116.3	16.3	-1
Plate work & fabricated structural prod mfg	33231		12/03	120.3	122.4	122.2	22.2	-2
Prefabricated metal building and component manufacturing	332311		12/81	197.3	197.7	196.0	30.9	-9
Primary products		332311-P	12/81	199.3	199.5	198.8	33.9	-4
Prefabricated metal building systems (excluding farm service bldgs. & residential buildings)		332311-1	12/81	201.5	200.6	198.8	36.6	-9
Other prefabricated and portable metal buildings and parts		332311-2	12/81	188.4	191.6	194.1	26.5	1.3
Other prefabricated metal buildings		332311-224	12/97	123.9	126.2	130.5	23.8	3.4
Panels, parts, or sections for prefab bldgs., not sold as a complete unit, steel & aluminum		332311-254	12/81	190.0	192.9	186.8	33.6	-3.2
Secondary products and miscellaneous receipts		332311-SM						
Miscellaneous receipts		332311-M	12/81	151.2	151.2	137.2	.1	-9.3
Secondary products		332311-S	12/81	191.0	199.4	199.0	12.8	-2
Primary products	332312		06/82	162.2	166.6	166.4	22.3	-1
Fabricated structural metal for buildings		332312-1	06/82	156.4	160.4	159.8	18.7	-4
Iron and steel for industrial buildings		332312-121	06/82	172.5	179.5	178.3	26.4	-7
Iron and steel for commercial building		332312-122	06/82	129.9	131.8	131.7	14.7	-1
Iron and steel residential buildings		332312-123	06/87	121.3	124.3	121.5	4.4	-2.3
Iron and steel for other buildings, and aluminum for all types of buildings		332312-173	12/00	107.8	109.2	109.2	13.4	0
Fabricated structural metal for bridges, trestles, and viaducts		332312-2	06/82	135.9	134.1	134.4	24.0	.2
Other fabricated structural metal		332312-3	06/82	181.0	188.2	188.6	29.1	.2
Secondary products and miscellaneous receipts		332312-SM						
Miscellaneous receipts		332312-M	06/87	141.9	145.1	147.0	16.9	1.3
Secondary products		332312-S	06/82	177.0	177.0	177.0	16.1	0
Plate work manufacturing	332313		12/03	111.8	112.3	112.3	12.3	0
Plate work manufacturing		332313-2	03/80	167.6	168.5	168.6	11.1	.1
Secondary products and miscellaneous receipts		332313-SM						
Secondary products		332313-S	03/80	194.4	194.4	194.4	26.0	0
Ornamental & architectural metal prod mfg	33232		12/03	111.0	112.1	112.1	12.1	0
Metal window and door manufacturing	332321		06/83	168.3	169.8	169.6	5.1	-1
Primary products		332321-P	06/83	172.5	174.3	174.1	5.8	-1
Metal doors and frames, except storm doors		332321-1	06/83	175.3	179.0	178.1	7.0	-5
Aluminum doors (excluding shower doors and tub enclosures)		332321-11	06/83	173.2	173.7	173.8	2.6	.1
Iron and steel doors (excluding shower doors and tub enclosures)		332321-12	06/83	168.7	173.4	171.4	8.5	-1.2
Iron and steel industrial doors		332321-121	06/83	181.7	(³)	(³)	(³)	(³)
Iron and steel residential doors		332321-122	06/83	165.7	171.7	168.1	6.8	-2.1
Iron and steel commercial and institutional doors		332321-123	06/83	175.4	177.1	177.9	8.0	.5
Other metal doors, metal door frames, and shower doors and tub enclosures		332321-18	06/97	112.0	113.7	115.3	5.8	1.4
Metal window sash and frames, except storm sash		332321-2	06/83	161.8	161.7	162.2	1.5	.3
Metal molding and trim and storefronts		332321-3	06/83	272.9	(³)	271.9	9.4	(³)
Metal combination screen, storm sash, and storm doors		332321-4	06/83	149.2	149.4	149.7	4.5	.2
Metal windows and door screens, (except combination) and metal weatherstrip		332321-5	06/83	152.1	152.1	152.3	7.9	.1
Secondary products and miscellaneous receipts		332321-SM						
Miscellaneous receipts		332321-M	07/83	135.3	135.7	136.4	3.3	.5
Secondary products		332321-S	06/83	151.8	151.9	151.4	-1	-3
Sheet metal work mfg	332322		12/82	164.1	165.6	165.7	14.4	.1
Primary products		332322-P	12/82	165.8	167.1	167.5	15.1	.2
Sheet metal roof ventilators, louvers, & dampers for heating, ventilation, a-c		332322-B	12/03	112.3	113.4	113.4	13.4	0
Other sheet metal work		332322-E	12/03	106.9	107.6	107.5	7.5	-1
Sheet metal air-conditioning ducts and stove pipe		332322-1	12/03	123.3	124.3	124.3	24.3	0
Sheet metal roofing and roof drainage equipment		332322-7	12/03	116.0	116.6	118.5	18.5	1.6
Sheet metal flooring and siding		332322-9	12/03	115.9	117.0	117.9	17.9	.8
Secondary products and miscellaneous receipts		332322-SM						
Miscellaneous receipts		332322-M	12/03	109.7	113.2	109.0	9.0	-3.7
Secondary products		332322-S	12/03	105.6	106.6	107.5	7.5	.8

See footnotes at end of table.

Table 5. Producer price indexes for the net output of selected industries and their products, not seasonally adjusted
—Continued

Industry and product ¹	Industry code	Product code	Index base	Index			Percent change to Dec. 2004 from:	
				Aug. 2004 ²	Nov. 2004 ²	Dec. 2004 ²	Dec. 2003	Nov. 2004
Ornamental and architectural metal work manufacturing	332323		12/83	180.2	182.8	182.3	20.7	-0.3
Primary products		332323-P	12/83	186.4	188.9	188.6	22.5	-2
Grilles, registers, and air diffusers		332323-A	12/97	115.3	112.1	112.1	5.4	0
Stairs, railings, fences, and gates (other than wire)		332323-2	12/97	119.0	121.1	121.0	9.0	-1
Stairs, staircases, and fire escapes		332323-213	12/83	145.9	148.6	148.6	9.0	0
Fences, gates, railings, and window guards		332323-214	12/97	119.2	121.1	121.0	8.9	-1
Open flooring, grating, and studs		332323-3	12/97	148.7	156.6	156.2	54.5	-3
Other architectural and ornamental metal work		332323-5	12/97	121.4	123.3	122.8	15.2	-4
Iron and steel		332323-511	12/97	127.5	130.0	129.4	20.4	-5
Aluminum and metals other than iron and steel		332323-512	12/88	126.9	127.2	127.2	2.7	0
Secondary products and miscellaneous receipts		332323-SM						
Miscellaneous receipts		332323-M	12/84	115.1	115.2	115.4	20.6	.2
Secondary products		332323-S	12/83	147.2	152.3	149.6	.3	-1.8
Boiler, tank & shipping container mfg	3324		12/03	108.0	110.4	112.0	12.0	1.4
Power boiler and heat exchanger manufacturing	332410		12/03	112.2	117.4	118.1	18.1	.6
Primary products		332410-P	03/80	192.9	198.1	199.2	14.0	.6
Fabricated heat exchangers and steam condensers (except for nuclear applications)		332410-1	03/80	230.4	236.4	239.5	14.9	1.3
Fabricated bare tube industrial heat exchangers, closed types (except for nuclea		332410-11	03/80	234.3	239.7	241.5	11.3	.8
Fabricated fin tube industrial heat exchangers, closed types (except for nuclear		332410-12	03/80	211.8	(³)	223.0	16.1	(³)
Steel power boilers (stationary and marine), parts and attachments (except for n		332410-3	03/80	175.3	180.6	178.4	11.8	-1.2
Secondary products and miscellaneous receipts		332410-SM						
Secondary products		332410-S	03/80	190.7	(³)	(³)	(³)	(³)
Metal tanks (heavy gauge) manufacturing	332420		12/03	112.2	115.7	118.1	18.1	2.1
Primary products		332420-P	03/80	196.9	203.8	208.7	19.4	2.4
Gas cylinders		332420-4	03/80	135.7	138.0	146.5	14.7	6.2
Metal tanks, complete at factory (standard line pressure)		332420-5	03/80	155.3	163.3	166.4	18.9	1.9
Metal tanks, complete at factory (standard line nonpressure)		332420-7	03/80	182.4	202.6	205.0	28.2	1.2
Metal tanks and vessels, custom fabricated at the factory		332420-8	03/80	196.1	199.6	207.8	22.4	4.1
Metal tanks and vessels, custom fabricated and field erected		332420-9	03/80	192.2	197.0	197.0	18.1	0
Secondary products and miscellaneous receipts		332420-SM						
Miscellaneous receipts		332420-M	12/86	141.5	141.5	142.4	8.0	.6
Secondary products		332420-S	03/80	168.1	168.5	168.8	9.4	.2
Light gauge metal container mfg	33243		12/84	111.0	112.3	113.8	7.9	1.3
Metal can mfg	332431		06/81	115.3	115.5	117.7	5.7	1.9
Primary products		332431-P	06/81	113.5	113.8	116.1	6.1	2.0
Steel cans		332431-1	06/81	135.4	136.2	136.2	1.9	0
Food and beverage steel cans including lids, ends, and parts shipped separately		332431-181	12/01	106.7	107.4	(³)	(³)	(³)
Other steel cans		332431-191	12/01	103.9	104.2	104.2	.4	0
Aluminum cans		332431-2	06/81	94.8	94.8	98.0	9.4	3.4
Secondary products and miscellaneous receipts		332431-SM						
Secondary products		332431-S	06/81	157.9	159.0	(³)	(³)	(³)
Other metal container manufacturing	332439		12/03	114.6	121.0	120.1	20.1	-7
Primary products		332439-P	12/03	116.7	123.9	123.0	23.0	-7
Steel shipping barrels & drums, exc. beer barrels, more than 12 gallon capacity		332439-3	06/83	193.6	208.7	208.2	36.2	-2
Other metal container manufacturing		332439-5	12/03	108.0	111.7	112.7	12.7	.9
Secondary products and miscellaneous receipts		332439-SM						
Secondary products		332439-S	12/03	100.0	100.0	100.0	0	0
Hardware mfg	3325		12/03	103.7	104.3	104.4	4.4	.1
Hardware mfg	33251		12/03	103.7	104.3	104.4	4.4	.1
Hardware mfg	332510		06/85	139.1	140.0	140.0	4.4	0
Primary products		332510-P	06/85	138.5	139.4	139.5	4.5	.1
Furniture hardware (excluding cabinet hardware)		332510-1	06/85	163.5	163.5	163.5	2.4	0
Builders hardware, including fabricated metal safes and vaults		332510-3	06/85	153.2	153.4	153.5	3.0	.1
Padlocks including pin/non-pin tumbler all other padlocks		332510-315	06/85	147.7	147.7	147.7	4.3	0
Doorlocks, locksets, and locktrim, except mortise deadlocks		332510-321	06/85	168.4	166.6	166.6	1.4	0
Cabinet hardware		332510-361	06/85	165.0	167.3	166.9	3.6	-2
Other builders hardware, nec (including metal safes and vaults)		332510-377	06/98	109.5	110.4	110.6	4.2	.2
Motor vehicle hardware		332510-5	06/85	112.3	112.5	112.5	6.8	0
Other transportation equipment hardware, except motor vehicle hardware		332510-7	06/85	235.9	242.5	243.7	5.5	.5
Other hardware, nec		332510-9	06/85	144.3	150.4	150.1	6.2	-2
Secondary products and miscellaneous receipts		332510-SM						
Miscellaneous receipts		332510-M	07/85	154.3	154.6	154.6	1.2	0

See footnotes at end of table.

Table 5. Producer price indexes for the net output of selected industries and their products, not seasonally adjusted
—Continued

Industry and product ¹	Industry code	Product code	Index base	Index			Percent change to Dec. 2004 from:	
				Aug. 2004 ²	Nov. 2004 ²	Dec. 2004 ²	Dec. 2003	Nov. 2004
Hardware mfg—Continued								
Secondary products		332510-S	06/85	138.0	138.8	139.5	6.2	0.5
Spring & wire product mfg	3326		12/03	112.4	113.2	113.6	13.6	.4
Spring & wire product mfg	33261		12/03	112.4	113.2	113.6	13.6	.4
Spring (heavy gauge) mfg	332611		06/81	128.4	133.3	133.7	11.2	.3
Primary products		332611-P	06/81	128.4	134.4	134.9	12.2	.4
Hot formed springs		332611-1	06/81	129.0	134.9	134.9	10.4	0
Cold formed springs		332611-2	06/81	127.8	134.0	135.5	16.0	1.1
Secondary products and miscellaneous receipts		332611-SM						
Secondary products		332611-S	06/81	135.7	136.2	136.2	7.4	0
Spring (light gauge) mfg	332612		12/82	141.2	144.3	144.9	15.1	.4
Primary products		332612-P	12/82	144.7	148.5	149.2	17.8	.5
Precision mechanical springs		332612-2	12/82	148.7	148.7	151.8	13.4	2.1
Precision mechanical compression-type wire springs		332612-213	06/01	101.1	101.1	102.2	3.2	1.1
Precision mechanical extension and torsion-type wire springs		332612-216	06/01	123.5	123.5	127.5	26.9	3.2
Other wire springs		332612-3	12/82	141.6	147.7	146.9	20.9	-5
Secondary products and miscellaneous receipts		332612-SM						
Miscellaneous receipts		332612-M	06/95	103.6	103.6	(³)	(³)	(³)
Secondary products		332612-S	12/82	115.9	115.9	(³)	(³)	(³)
Other fabricated wire products	332618		12/82	153.3	152.8	153.3	13.2	.3
Primary products		332618-P	12/82	148.5	148.0	148.5	13.2	.3
Other fabricated ferrous wire products, except springs, not made in plants that		332618-B	12/82	156.8	154.9	155.4	15.5	.3
Ferrous wire cloth & other ferrous woven wire products, not made in plants that		332618-3	12/82	129.0	130.4	133.1	8.8	2.1
Nonferrous wire cloth & other nonferrous woven wire products, not made in plants		332618-5	12/82	93.3	93.3	93.3	7.7	0
Steel nail, staples, tacks, spikes, & brads, not made in plants that draw wire ..		332618-9	12/03	102.6	99.5	99.5	-5	0
Secondary products and miscellaneous receipts		332618-SM						
Miscellaneous receipts		332618-M	12/82	197.4	197.3	197.4	15.7	.1
Secondary products		332618-S	12/82	168.8	169.5	170.3	5.4	.5
Mach shops, turn prod, screw, nut, bolt mfg	3327		12/03	103.4	104.3	104.2	4.2	-1
Machine shops	33271		12/03	103.0	103.9	103.7	3.7	-2
Machine shops	332710		06/84	136.9	138.2	137.9	3.7	-2
Primary products		332710-P	06/84	132.2	133.3	133.0	3.7	-2
Machine shops		332710-1	06/84	131.2	132.4	132.1	3.8	-2
Secondary products and miscellaneous receipts		332710-SM						
Secondary products		332710-S	06/84	163.3	169.7	168.9	6.4	-5
Turned product & screw, nut & bolt mfg	33272		12/84	129.1	129.9	130.2	5.1	.2
Precision turned product mfg	332721		12/83	134.8	135.0	135.4	3.0	.3
Primary products		332721-P	12/83	134.0	134.6	135.1	2.7	.4
Automotive screw machine products		332721-1	12/83	124.1	124.5	124.5	1.1	0
Other screw machine products		332721-2	12/83	139.0	139.7	140.4	3.5	.5
Aircraft		332721-222	12/83	142.2	142.2	142.2	.1	0
Household appliances, including radio and television		332721-242	12/83	161.8	161.8	165.7	5.9	2.4
Electric and electronic equipment, except household appliances		332721-252	12/88	118.1	118.1	118.1	-1.1	0
Machinery		332721-262	12/83	112.1	112.3	112.3	.4	0
All other end uses, including ordnance		332721-298	12/83	136.4	137.5	138.3	5.1	.6
Secondary products and miscellaneous receipts		332721-SM						
Miscellaneous receipts		332721-M	12/88	96.0	92.0	92.0	-14.0	0
Secondary products		332721-S	12/83	157.8	157.8	157.8	13.2	0
Bolt, nut, screw, rivet & washer mfg	332722		06/82	134.4	135.9	136.0	7.0	.1
Primary products		332722-P	06/82	133.4	135.2	135.2	6.0	0
Externally threaded metal fasteners, except aircraft		332722-4	06/82	123.1	124.6	124.6	8.2	0
Hex bolts, including heavy, tap-and-joint, excluding high strength structural other metal bolts, incl. square, round, plow, high-strength structural & bent ..		332722-412	06/82	102.9	104.5	104.5	3.9	0
Cap, set, machine, lag, flange, and self-locking screws		332722-419	12/99	124.6	124.4	124.4	20.4	0
tapping screws incl flat, hex, oval & pan; wood screws incl flat, oval & round		332722-439	12/87	140.7	143.4	143.4	7.2	0
Other externally threaded metal fasteners, including studs		332722-445	06/82	125.0	127.3	127.3	4.9	0
Internally threaded fasteners, exc aircraft		332722-489	12/99	103.5	104.8	104.7	6.2	-1
Nonthreaded fasteners, exc. aircraft		332722-5	06/82	102.3	102.8	103.5	5.1	.7
Aircraft/aerospace fasteners		332722-6	06/82	127.0	127.4	127.8	3.2	.3
Other formed fasteners incl auto, hshd, aircraft & ordnance (not plastic) ...		332722-7	06/82	191.5	196.5	195.4	5.5	-6
Secondary products and miscellaneous receipts		332722-8	06/82	140.8	142.9	142.9	3.5	0
Miscellaneous receipts		332722-SM						
Miscellaneous receipts		332722-M	06/82	173.6	173.6	173.6	26.9	0

See footnotes at end of table.

Table 5. Producer price indexes for the net output of selected industries and their products, not seasonally adjusted
—Continued

Industry and product ¹	Industry code	Product code	Index base	Index			Percent change to Dec. 2004 from:	
				Aug. 2004 ²	Nov. 2004 ²	Dec. 2004 ²	Dec. 2003	Nov. 2004
Bolt, nut, screw, rivet & washer mfg—Continued								
Secondary products		332722-S	06/82	107.8	107.6	107.9	0.7	0.3
Coating/engrave/heat treating & other activity	3328		12/03	102.6	102.8	102.9	2.9	.1
Coating/engrave/heat treating & other activity	33281		12/84	141.1	141.4	141.6	2.9	.1
Metal heat treating	332811		06/85	119.5	120.1	120.1	1.2	0
Primary products		332811-P	06/85	119.8	120.4	120.5	1.3	.1
Metal heat treating services—New England (MA-RI-CT)		332811-1	06/90	107.5	107.5	107.5	1.5	0
Metal heat treating services—Middle Atlantic (NY-NJ-E.PA-MD)		332811-2	06/85	131.9	(³)	(³)	(³)	(³)
Metal heat treating services—South Central (W.PA-OH-IN-KY)		332811-3	06/85	124.1	126.0	126.4	1.9	.3
Metal heat treating services—Michigan		332811-4	06/85	110.5	110.5	110.5	.1	0
Metal heat treating services—Southeast (VA-NC-SC-GA-AL-TN-FL)		332811-5	06/85	104.1	104.1	104.1	0	0
Metal heat treating services—North Central (IL-WI-MN-MO-IA)		332811-6	06/85	124.8	125.7	125.7	3.5	0
Metal heat treating services—Pacific Coast (CA-AZ-OR-WA)		332811-7	06/85	118.7	118.7	118.7	0	0
Metal heat treating services—Southwest (TX-OK-AR-CO-LA-UT)		332811-8	06/85	110.1	110.1	110.1	5	0
Secondary products and miscellaneous receipts		332811-SM						
Miscellaneous receipts		332811-M	06/90	115.9	(³)	(³)	(³)	(³)
Secondary products		332811-S	06/85	122.9	122.9	122.9	1.2	0
Metal coating, engraving, & allied services	332812		12/84	128.0	128.3	128.4	4.2	.1
Primary products		332812-P	12/84	128.8	129.0	129.0	4.3	0
Etching, engraving, coating and allied services		332812-1	12/84	128.8	129.0	129.0	4.3	0
Etching and engraving, incl. etching and engraving nameplates		332812-11	06/97	101.2	101.2	101.2	.7	0
Metal coating		332812-12	06/97	108.1	108.3	108.3	4.5	0
Galvanizing and other hot dip coatings		332812-121	12/84	118.6	119.4	119.4	1.5	0
Organic coatings, enamels and lacquers, incl. alkyds, plastics, etc.		332812-122	12/84	131.7	131.8	131.8	8.1	0
Liquid spray coating, incl. electrostatic coating		332812-12212	12/84	143.5	143.5	143.5	9.7	0
Powder coating, incl. electrostatic and fluidized bed		332812-12213	06/97	98.9	98.9	98.9	0	0
All other organic coatings, incl. curtain coating and wash coating		332812-12214	12/84	138.5	138.7	138.7	11.8	0
Inorganic coatings, incl. porcelain coatings		332812-123	06/97	101.2	101.2	101.2	.1	0
Secondary products and miscellaneous receipts		332812-SM						
Miscellaneous receipts		332812-M	12/89	117.4	118.0	119.7	5.4	1.4
Secondary products		332812-S	12/84	125.7	125.9	127.5	3.3	1.3
Electroplating/polish/anodize/coloring	332813		12/84	154.9	155.1	155.3	2.0	.1
Primary products		332813-P	12/84	156.0	156.2	156.4	2.0	.1
Metal plating and polishing		332813-1	12/84	156.0	156.2	156.4	2.0	.1
Secondary products and miscellaneous receipts		332813-SM						
Miscellaneous receipts		332813-M	12/89	126.8	126.8	126.8	0	0
Secondary products		332813-S	12/84	144.8	146.1	146.3	3.2	.1
Other fabricated metal product mfg	3329		12/03	104.8	105.6	106.0	6.0	.4
Metal valve mfg	33291		12/03	104.0	104.3	105.0	5.0	.7
Industrial valve mfg	332911		06/91	137.6	137.3	137.9	5.8	.4
Primary products		332911-P	06/91	138.7	139.2	139.3	5.6	.1
Gates, globes, angles, straightway (y-type) checks, stop and check, cross, etc.		332911-1	06/91	159.8	160.9	161.0	7.4	.1
Valves for water works and municipal equipment (ibbw, awwa, and ul)		332911-2	06/91	153.0	153.2	153.2	8.7	0
Ball valves (all metals, pressures, and types)		332911-3	06/91	134.5	134.0	134.0	8.6	0
Butterfly valves (all metals, pressures, and types)		332911-4	06/91	124.1	124.1	124.1	5.4	0
Plug valves (all metals, pressures, and types)		332911-5	12/82	146.1	146.6	146.6	4.6	0
Industrial valves, n.e.c.		332911-6	06/91	140.9	141.2	141.3	5.2	.1
Nuclear valves (n-stamp only)		332911-7	12/98	(³)	(³)	(³)	(³)	(³)
Automatic valves (regulating and control type) and parts (except nuclear)		332911-8	12/82	171.9	174.0	174.0	2.4	0
Solenoid-operated valves and parts, except nuclear and fluid power transfer ..		332911-9	12/82	179.4	179.4	179.4	2.3	0
Secondary products and miscellaneous receipts		332911-SM						
Miscellaneous receipts		332911-M	06/91	135.9	135.9	135.9	5.8	0
Secondary products		332911-S	06/91	130.9	123.3	129.2	7.2	4.8
Fluid power valve & hose fitting mfg	332912		06/91	137.5	138.9	141.0	5.2	1.5
Primary products		332912-P	06/91	136.6	137.9	139.8	5.6	1.4
Nonaerospace-type hydraulic directional control valves		332912-C	06/91	122.9	124.2	128.4	6.6	3.4
Manual types		332912-C11	06/91	125.9	128.2	135.4	10.9	5.6
All other, including solenoid types		332912-C12	06/91	116.6	116.6	116.6	.5	0
Nonaerospace-type hydraulic valves, except directional control		332912-D	12/98	117.9	117.9	117.9	12.6	0
Cartridge valves		332912-D11	12/98	114.8	114.8	114.8	7.2	0
All other, including electrohydraulic		332912-D12	12/98	119.2	119.2	119.2	14.9	0
Nonaerospace-type pneumatic directional control valves		332912-E	06/91	134.4	134.6	135.2	2.1	.4
Solenoid types		332912-E11	06/91	138.1	138.6	139.4	2.7	.6
All other, including mechanical and remote pilot		332912-E12	12/98	109.8	109.7	109.8	1.1	.1
Parts for fluid power valves		332912-G	06/91	135.9	138.9	139.1	3.7	.1
Aerospace-type hydraulic and pneumatic hose or tube end fittings and assemblies		332912-H	06/91	203.0	203.0	(³)	(³)	(³)

See footnotes at end of table.

Table 5. Producer price indexes for the net output of selected industries and their products, not seasonally adjusted
—Continued

Industry and product ¹	Industry code	Product code	Index base	Index			Percent change to Dec. 2004 from:	
				Aug. 2004 ²	Nov. 2004 ²	Dec. 2004 ²	Dec. 2003	Nov. 2004
Fluid power valve & hose fitting mfg—Continued								
Nonaerospace-type flared (metal) fittings, couplings for, and assemblies of tubi		332912-J	06/91	129.6	137.9	137.9	8.5	0.0
Nonaerospace-type flareless fittings and couplings (incl. nonmetal fittings) use		332912-K	06/91	126.4	131.5	131.5	10.3	0
Nonaerospace-type hydraulic and pneumatic assemblies of hose		332912-N	12/98	103.4	(³)	106.6	3.5	(³)
Nonaerospace type hydraulic and pneumatic fittings and couplings for hose ...		332912-O	06/91	136.7	136.8	143.6	5.2	5.0
Secondary products and miscellaneous receipts		332912-SM						
Miscellaneous receipts		332912-M	12/98	111.5	113.6	113.6	2.2	0
Secondary products		332912-S	06/91	142.7	144.2	148.7	4.7	3.1
Plumbing fixture fitting & trim mfg								
	332913		06/83	193.9	193.9	194.4	2.9	.3
Primary products		332913-P	06/83	202.0	202.0	202.6	3.1	.3
Single lever controls, two or three handle bath or shower fittings, etc.		332913-2	06/83	188.9	188.9	188.9	.6	0
Single lever controls		332913-211	06/98	98.2	98.2	(³)	(³)	(³)
Two and three handle bath and shower fittings		332913-213	06/98	111.0	111.0	111.0	1.2	0
Anti-scald bath and shower valves		332913-215	06/98	110.4	110.4	(³)	(³)	(³)
Lavatory and sink fittings (ex. single control), includ. drains and overflows		332913-3	06/98	107.6	107.6	107.6	3.1	0
Miscellaneous plumbing fixtures, fittings, and trim (brass goods)		332913-4	06/83	213.7	213.7	215.0	5.0	.6
Secondary products and miscellaneous receipts		332913-SM						
Secondary products		332913-S	06/83	211.9	211.9	211.9	.6	0
Other metal valve and pipe fitting mfg								
	332919		12/82	174.8	175.9	175.9	4.9	0
Primary products		332919-P	12/82	180.5	182.0	182.0	5.7	0
Plumbing and heating valves and specialties		332919-1	12/82	168.6	169.3	169.3	6.9	0
Metal fittings, flanges, and unions for piping systems		332919-3	12/82	223.0	225.0	225.0	5.3	0
Secondary products and miscellaneous receipts		332919-SM						
Miscellaneous receipts		332919-M	12/82	100.7	100.7	100.7	1.1	0
Secondary products		332919-S	12/82	175.3	175.3	175.3	2.9	0
All other fabricated metal product mfg								
	332999		12/03	105.4	106.7	106.8	6.8	.1
Ball and roller bearings								
	332991		06/83	178.1	178.7	179.2	3.9	.3
Primary products		332991-P	06/83	175.5	176.1	176.7	3.9	.3
Ball bearings, unmounted		332991-1	06/83	179.7	180.9	180.9	6.3	0
Tapered roller bearings (including cups & cones), unmounted		332991-3	06/83	143.8	143.8	143.8	1.5	0
Roller bearings, except tapered, unmounted		332991-5	06/83	208.0	208.0	211.3	2.8	1.6
Mounted bearings, except plain		332991-7	06/83	223.5	223.5	(³)	(³)	(³)
Ball and roller bearing parts and components, including balls and rollers sold separately		332991-9	06/83	160.0	161.8	161.7	1.6	-1
Secondary products and miscellaneous receipts		332991-SM						
Small arms ammunition mfg								
	332992		06/85	117.5	118.0	117.7	.7	-3
Primary products		332992-P	06/85	129.9	129.9	130.0	.4	.1
Cartridges for small firearms (rifle and sidearms)		332992-111	06/85	113.4	113.4	113.5	.3	.1
Ammunition components		332992-411	06/02	104.5	104.8	105.0	4.0	.2
All other small arms ammunition products		332992-511	06/02	99.6	99.6	99.7	-8	.1
Secondary products and miscellaneous receipts		332992-SM						
Miscellaneous receipts		332992-M	06/02	102.7	104.7	103.1	1.4	-1.5
Secondary products		332992-S	05/95	81.2	(³)	81.2	2.9	(³)
Ammunition (exc small arms) mfg								
	332993		12/85	148.3	156.5	159.7	4.6	2.0
Primary products		332993-P	12/85	136.0	132.7	136.8	7.9	3.1
Artillery ammunition and component parts, over 30mm (or 1.18 inches)		332993-1	12/85	158.1	151.0	159.6	17.0	5.7
Ammunition, except for small arms, n.e.c.		332993-3	12/85	112.0	112.0	(³)	(³)	(³)
Secondary products and miscellaneous receipts		332993-SM						
Secondary products		332993-S	12/85	169.1	211.5	(³)	(³)	(³)
Small arms mfg								
	332994		06/85	177.0	178.6	179.3	2.8	.4
Primary products		332994-P	06/85	173.1	174.7	175.4	2.8	.4
Pistols and revolvers		332994-2	06/85	169.2	169.5	170.7	3.4	.7
Centerfire pistols and revolvers		332994-201	06/85	168.7	169.0	169.0	3.1	0
Rifles		332994-3	06/85	186.3	188.3	189.7	3.5	.7
Centerfire rifles		332994-301	06/85	182.6	184.2	185.7	3.9	.8
Boat repeater centerfire rifles		332994-30122	08/85	176.6	178.2	179.6	3.9	.8
Shotguns		332994-4	06/85	168.8	169.2	169.2	.2	0
Repeating shotguns		332994-401	06/85	170.5	(³)	170.5	0	(³)
Other small arms		332994-5	06/85	149.7	149.7	(³)	(³)	(³)
Parts and attachments for small arms		332994-6	06/85	159.5	159.5	159.5	3.0	0
Small arms shipped to U.S. military		332994-7	06/92	113.4	(³)	(³)	(³)	(³)
Secondary products and miscellaneous receipts		332994-SM						
Secondary products		332994-S	06/85	138.7	139.7	142.7	5.7	2.1
Other ordnance & accessories mfg								
	332995		12/85	137.9	133.8	133.8	-3.2	0
Primary products		332995-P	12/85	158.8	154.2	154.2	-3.2	0
Other ordnance and accessories		332995-2	12/85	140.7	136.6	136.6	(³)	0

See footnotes at end of table.

Table 5. Producer price indexes for the net output of selected industries and their products, not seasonally adjusted

—Continued

Industry and product ¹	Industry code	Product code	Index base	Index			Percent change to Dec. 2004 from:	
				Aug. 2004 ²	Nov. 2004 ²	Dec. 2004 ²	Dec. 2003	Nov. 2004
Fabricated pipe & pipe fitting mfg	332996		06/81	195.9	200.8	198.9	27.1	-0.9
Primary products		332996-P	06/81	192.2	193.6	194.6	27.7	.5
Fabricated pipe and fabricated pipe fittings		332996-7	12/02	127.1	128.0	128.7	27.7	.5
Iron and steel pipe, tube, and fittings		332996-713	06/81	193.5	194.7	195.8	33.4	.6
Nonferrous pipe, tube, and fittings		332996-715	06/81	201.4	204.8	204.8	3.9	0
Secondary products and miscellaneous receipts		332996-SM						
Miscellaneous receipts		332996-M	08/81	251.4	329.0	269.5	20.3	-18.1
Secondary products		332996-S	04/82	147.3	(³)	147.3	26.0	(³)
Industrial pattern mfg	332997		12/84	132.8	133.2	133.2	1.8	0
Primary products		332997-P	12/84	132.9	133.3	133.3	1.9	0
Industrial patterns, except shoe patterns		332997-1	12/84	132.9	133.3	133.3	1.9	0
Foundry patterns		332997-115	12/84	133.5	134.0	134.0	2.3	0
All other industrial patterns, except shoe patterns		332997-198	12/84	137.2	136.7	136.7	-2	0
Secondary products and miscellaneous receipts		332997-SM						
Secondary products		332997-S	12/84	130.0	130.4	130.7	.9	.2
Enameled iron & metal sanitary ware mfg	332998		12/80	180.5	188.3	188.3	11.9	0
Primary products		332998-P	12/80	186.7	194.8	194.8	11.9	0
Metal sanitary ware		332998-1	12/80	172.2	179.7	179.7	(³)	0
Secondary products and miscellaneous receipts		332998-SM						
All other misc fabricated metal product mfg	332999		12/03	103.5	104.1	104.5	4.5	.4
Primary products		332999-P	12/03	103.3	104.0	104.3	4.3	.3
Metal ladders		332999-A	06/85	127.9	132.0	132.0	4.1	0
All other fabricated metal products, nec		332999-G	06/85	139.5	140.6	141.0	5.4	.3
Converted unmounted aluminum foil packaging products		332999-1	12/90	87.8	(³)	(³)	(³)	(³)
Converted foil for nonpackaging applications		332999-3	12/84	128.5	(³)	(³)	(³)	(³)
Secondary products		332999-S	12/03	104.2	104.2	105.9	5.9	1.6
Machinery mfg	333		12/03	102.3	103.2	103.5	3.5	.3
Agricultural, construction & mining machinery mfg	3331		12/03	103.1	103.9	104.4	4.4	.5
Agricultural implement mfg	33311		12/03	102.0	103.2	104.2	4.2	1.0
Farm machinery & equipment mfg	333111		12/82	156.2	158.9	160.8	5.6	1.2
Primary products		333111-P	12/82	157.2	160.0	162.1	5.5	1.3
Haying machinery and attachments		333111-A	12/82	155.5	160.1	162.7	6.3	1.6
Parts for farm machinery, for sale separately		333111-C	12/82	140.4	143.2	143.7	3.5	.3
Farm plows, harrows, rollers, pulverizers, and cultivators		333111-E	12/02	114.5	120.1	120.0	5.5	-1
All other farm machinery & equipment, excluding parts, but including attachments		333111-G	12/82	165.2	166.9	168.0	8.7	.7
Commercial turf and grounds care equipment, including parts and attachments		333111-J	12/82	167.6	168.8	169.0	4.1	.1
Farm-type wheel tractors (2 & 4 wheel drive)(sold with or without attachments)		333111-1	12/82	154.5	154.5	154.5	.9	0
Farm dairy eq., sprayers & dusters, farm elevators, farm blowers, & att		333111-3	12/82	161.1	164.1	165.0	3.9	.5
Planting, seeding, & fertilizing machinery & attachments, exc. turf machinery ..		333111-7	12/82	149.5	151.6	152.8	6.9	.8
Harvesting machinery (except hay and straw) and attachments		333111-9	12/82	164.1	170.6	178.6	10.5	4.7
Secondary products and miscellaneous receipts		333111-SM						
Miscellaneous receipts		333111-M	12/82	132.5	133.4	135.4	8.3	1.5
Secondary products		333111-S	12/82	141.4	143.0	141.9	4.3	-8
Lawn & garden equipment mfg	333112		12/82	126.9	127.1	127.3	.8	.2
Primary products		333112-P	12/82	129.9	130.5	130.8	1.3	.2
Consumer nonriding lawn, garden, and snow equipment		333112-1	12/82	121.9	120.5	120.8	-4	.2
Consumer riding lawn, garden, and snow equipment		333112-3	12/82	142.3	145.7	145.7	3.0	0
Parts and attachments for consumer lawn, garden, and snow equipment		333112-7	06/03	101.2	101.6	102.2	2.2	.6
Secondary products and miscellaneous receipts		333112-SM						
Miscellaneous receipts		333112-M	06/03	97.9	95.6	95.6	-4.6	0
Secondary products		333112-S	12/82	109.1	108.6	108.7	1.0	.1
Construction machinery mfg	33312		12/03	104.1	104.2	104.2	4.2	0
Construction machinery mfg	333120		12/80	186.0	186.2	186.2	4.2	0
Primary products		333120-P	12/80	180.3	181.1	181.2	4.6	.1
Power cranes, dozers, tractors, off-hwy trucks, mixers, pavers, backhoes, etc.		333120-1	12/03	103.4	103.7	103.8	3.8	.1
Power cranes, draglines, shovels (including surface mining equip.)(exc parts)		333120-11	12/99	111.1	112.1	112.0	3.0	-1
Mixers, pavers, and related equipment (excluding parts)		333120-12	12/80	153.4	154.6	156.0	3.2	.9
Off-highway trucks, haulers, truck-type tractor chassis, trailers, excl. parts ..		333120-13	12/03	103.8	102.2	102.2	2.2	0
Tractor shovel loaders (skid steer, wheel, crawler, & integral design backhoe)		333120-14	12/80	186.9	186.2	186.2	2.5	0
Graders, rollers & compactors, forklifts, scrapers, trenchers, excl parts		333120-16	12/03	104.2	104.2	104.2	4.2	0

See footnotes at end of table.

Table 5. Producer price indexes for the net output of selected industries and their products, not seasonally adjusted

—Continued

Industry and product ¹	Industry code	Product code	Index base	Index			Percent change to Dec. 2004 from:	
				Aug. 2004 ²	Nov. 2004 ²	Dec. 2004 ²	Dec. 2003	Nov. 2004
Attach. for tractors & other equip. (exc parts, winches, snow clearing attach.)		333120-17	12/99	105.5	105.7	105.7	5.7	0.0
Other construction machinery and equipment (excluding parts)		333120-8	12/03	105.2	105.7	105.7	5.7	0
Parts for construction machinery and equipment, sold separately		333120-9	12/99	107.3	108.6	108.9	7.5	.3
Secondary products and miscellaneous receipts		333120-SM						
Miscellaneous receipts		333120-M	12/80	281.2	269.2	271.8	4.6	1.0
Secondary products		333120-S	12/80	196.5	198.2	195.3	.7	-1.5
Mining & oil & gas field machinery mfg	33313		12/03	103.3	104.6	105.6	5.6	1.0
Mining machinery & equipment mfg	333131		06/81	173.4	175.1	177.6	6.3	1.4
Primary products		333131-P	06/81	176.8	179.2	182.4	7.6	1.8
Underground mining machinery (except parts sold separately)		333131-1	06/81	188.0	189.6	189.0	(⁰)	-.3
Mineral processing & beneficiation machinery (except parts sold separately) ..		333131-3	06/81	194.2	199.6	198.8	8.2	-.4
Crushing, pulverizing & screening machinery (except parts sold separately) ..		333131-5	06/81	215.7	221.8	221.2	5.5	-.3
Drills and other mining machinery, nec (except parts sold separately)		333131-7	06/81	199.9	200.7	200.7	3.6	0
Parts and attachments for mining machinery and equipment (sold separately) ..		333131-9	06/81	156.6	158.5	168.0	12.8	6.0
Secondary products and miscellaneous receipts		333131-SM						
Miscellaneous receipts		333131-M	06/81	167.9	(⁰)	(⁰)	(⁰)	(⁰)
Oil & gas field machinery & equipment mfg	333132		12/80	178.2	180.6	182.0	5.3	.8
Primary products		333132-P	12/80	176.9	179.3	180.9	5.5	.9
Rotary oil field and gas field drilling machinery and parts		333132-1	12/86	180.1	180.1	183.9	5.0	2.1
Rotary drilling surface equipment		333132-11	12/86	171.8	(⁰)	(⁰)	(⁰)	(⁰)
Other rotary drill. surface equip., incl Kelly joints, rotary tables, crown/trav.bl		333132-121	12/86	179.4	(⁰)	(⁰)	(⁰)	(⁰)
Rotary drilling subsurface equipment		333132-14	12/86	186.7	186.7	192.3	3.6	3.0
Bits		333132-141	12/80	307.2	307.2	327.6	12.4	6.6
Tungsten-carbide insert bits		333132-14101	12/80	309.7	309.7	(⁰)	(⁰)	(⁰)
Steel-toothed bits		333132-14102	12/80	(⁰)	(⁰)	(⁰)	(⁰)	(⁰)
Other oil and gas field drilling machinery and equipment and parts		333132-2	12/86	161.8	174.5	174.5	17.0	0
Cementing, floating, guiding, and shoe equipment		333132-253	12/80	(⁰)	(⁰)	(⁰)	(⁰)	(⁰)
Other oil and gas field drilling equipment, incl. cable tool drilling machinery ..		333132-296	12/94	143.1	148.8	148.8	18.5	0
Oil field and gas field production machinery and equipment		333132-3	12/80	145.0	145.6	146.2	3.4	.4
Surface, subsurface, and subsea production well equipment		333132-31	12/80	133.9	133.9	133.9	-.1	0
Casing and tubing heads and supports		333132-313	12/86	164.0	(⁰)	(⁰)	(⁰)	(⁰)
Rod lifting machinery and equipment (surface and subsurface)		333132-35	12/80	141.5	146.9	(⁰)	(⁰)	(⁰)
Pumping units and other surface rod lifting equipment		333132-354	12/94	115.4	(⁰)	(⁰)	(⁰)	(⁰)
Separating, metering, and treating equipment for oil and gas (located on well site)		333132-371	12/80	130.9	131.0	131.4	2.0	.3
Parts for oil and gas field production machinery and tools, sold separately ..		333132-382	12/86	134.2	134.2	134.2	.4	0
Other oil field and gas field production machinery and tools		333132-398	12/86	134.5	134.5	134.5	1.9	0
Secondary products and miscellaneous receipts		333132-SM						
Miscellaneous receipts		333132-M	12/80	193.8	198.9	198.9	2.1	0
Secondary products		333132-S	12/80	147.6	147.6	147.6	6.2	0
Industrial machinery mfg	3332		12/84	153.1	153.7	153.8	1.9	.1
Sawmill & woodworking machinery mfg	33321		12/03	102.2	102.5	103.0	3.0	.5
Sawmill & woodworking machinery mfg	333210		12/80	162.6	163.1	163.9	3.0	.5
Primary products		333210-P	12/80	168.0	168.6	169.6	3.2	.6
Woodworking machinery including parts, excluding home workshop types		333210-1	12/80	158.4	159.1	160.0	3.2	.6
Sawmill equipment		333210-112	12/80	174.8	176.0	177.4	4.2	.8
Sawing machines, except sawmill equipment		333210-162	12/80	167.2	167.9	167.9	1.8	0
Straight-line machinery, including jointers, moulders, planers, sanders, surfacers, etc.		333210-173	12/80	191.1	(⁰)	191.1	.4	(⁰)
Other woodworking machinery, including lathes, clamping machinery, presses, roll coaters, etc.		333210-197	06/94	101.4	(⁰)	102.1	4.1	(⁰)
Parts, attachments, and accessories, excluding saw blades and cutting tools		333210-199	12/80	142.0	142.0	144.2	4.5	1.5
Secondary products and miscellaneous receipts		333210-SM						
Miscellaneous receipts		333210-M	04/81	72.9	72.9	72.9	3.0	0
Secondary products		333210-S	12/80	179.2	(⁰)	179.2	0	(⁰)
Plastics & rubber industry machinery mfg	33322		12/03	103.7	104.1	104.4	4.4	.3
Plastics & rubber industry machinery mfg	333220		12/03	103.7	104.1	104.4	4.4	.3
Primary products		333220-P	12/03	103.2	103.2	103.6	3.6	.4
Plastics working machinery and equipment, excluding patterns and molds		333220-1	12/81	178.7	178.7	179.3	3.9	.3
Rubber working machinery and equipment, excluding tire molds		333220-3	12/81	181.5	181.5	181.5	.2	0
Secondary products and miscellaneous receipts		333220-SM						
Miscellaneous receipts		333220-M	12/03	110.3	114.6	114.6	14.6	0
Secondary products		333220-S	12/03	100.1	100.1	(⁰)	(⁰)	(⁰)
Other industrial machinery mfg	33329		12/84	152.7	153.3	153.3	1.6	0

See footnotes at end of table.

Table 5. Producer price indexes for the net output of selected industries and their products, not seasonally adjusted

—Continued

Industry and product ¹	Industry code	Product code	Index base	Index			Percent change to Dec. 2004 from:	
				Aug. 2004 ²	Nov. 2004 ²	Dec. 2004 ²	Dec. 2003	Nov. 2004
Paper industry machinery mfg	333291		06/82	175.2	175.8	176.0	2.3	0.1
Primary products		333291-P	06/82	180.1	180.8	181.0	2.8	.1
Paper industries machinery		333291-1	12/03	101.4	101.9	102.1	2.1	.2
Parts and attachments for paper industries machinery		333291-3	06/82	166.7	167.2	167.1	4.4	-1
Secondary products and miscellaneous receipts		333291-SM						
Secondary products		333291-S	03/97	(³)	(³)	(³)	(³)	(³)
Textile machinery mfg	333292		12/80	182.3	185.1	184.6	1.1	-3
Primary products		333292-P	12/80	188.4	190.6	189.9	.6	-4
Textile machinery, except parts and attachments		333292-1	12/80	186.6	188.6	187.7	.3	-5
Fabrics machinery		333292-1A						
Fabrics machinery		333292-1111	12/93	103.1	103.9	103.9	.8	0
Fiber-to-fabrics textile machinery		333292-1B	06/86	121.0	122.7	121.0	-.7	-1.4
Other textile machinery		333292-1C	06/86	148.3	149.7	149.7	.7	0
Other textile machinery		333292-199	12/80	153.8	155.3	155.3	.8	0
Parts and attachments for textile machinery		333292-2	12/80	190.7	193.1	193.1	1.3	0
Textile machinery turnings and shapes		333292-211	12/80	254.5	254.5	254.5	1.1	0
Parts and attachments for fiber-to-fabrics machinery		333292-232	12/80	240.0	240.0	240.0	.1	0
Parts and attachments for power looms		333292-241	12/80	166.7	166.7	166.7	0	0
Parts and attachments for bleaching, dyeing and finishing machinery		333292-271	12/80	157.3	(³)	(³)	(³)	(³)
Parts and attachments for other textile machinery, including printing		333292-299	12/80	157.4	162.7	162.7	3.4	0
Secondary products and miscellaneous receipts		333292-SM						
Miscellaneous receipts		333292-M	06/86	114.3	119.0	119.0	4.1	0
Printing machinery & equipment mfg	333293		12/82	146.4	146.6	146.7	.2	.1
Primary products		333293-P	12/82	143.8	144.0	144.1	.3	.1
Printing presses, offset lithographic		333293-1	12/82	160.5	(³)	(³)	(³)	(³)
Printing presses, other than lithographic		333293-2	12/82	164.2	164.2	164.2	.2	0
Binding machinery and equipment		333293-6	12/88	138.2	139.6	139.5	1.6	-1
Printing trades machinery, n.e.c.		333293-7	12/88	120.2	120.2	120.2	.2	0
Other printing machinery and equipment, incl. pre-press preparation equipment		333293-779	06/01	98.0	98.0	98.0	.2	0
Parts, attachments, and accessories for printing trades machinery		333293-791	06/01	102.0	102.0	102.0	.2	0
Secondary products and miscellaneous receipts		333293-SM						
Miscellaneous receipts		333293-M	12/82	174.9	174.9	174.9	0	0
Food product machinery mfg	333294		12/83	182.1	183.6	183.6	4.8	0
Primary products		333294-P	12/83	188.5	189.8	189.8	4.5	0
Dairy and milk products plant machinery		333294-1	12/83	195.0	195.0	195.0	.3	0
Commercial food products machinery		333294-3	12/83	178.6	179.8	179.8	5.9	0
Industrial food products machinery		333294-5	12/83	181.0	182.6	182.6	4.4	0
Secondary products and miscellaneous receipts		333294-SM						
Miscellaneous receipts		333294-M	12/83	133.0	135.7	135.7	7.4	0
Secondary products		333294-S	12/83	170.0	170.8	170.7	4.4	-1
Semiconductor machinery mfg	333295		12/03	99.3	99.3	99.3	-.7	0
Primary products		333295-P	12/03	99.2	99.2	99.2	-.8	0
Semiconductor machinery manufacturing		333295-1	06/87	127.6	127.6	127.6	-.9	0
Secondary products and miscellaneous receipts		333295-SM						
Miscellaneous receipts		333295-M	12/03	100.0	(³)	(³)	(³)	(³)
All other industrial machinery mfg	333298		12/03	103.1	103.7	103.7	3.7	0
Primary products		333298-P	12/03	102.7	103.5	103.3	3.3	-2
Chemical manufacturing machinery, equipment, and parts		333298-1	12/81	173.4	(³)	(³)	(³)	(³)
Printed circuit board manufacturing machinery, except testing		333298-5	06/01	100.7	99.6	100.7	2.4	1.1
Special industry machinery & equipment, nec		333298-7	12/94	117.4	118.0	118.4	3.2	.3
Secondary products and miscellaneous receipts		333298-SM						
Miscellaneous receipts		333298-M	12/03	104.4	104.4	105.7	5.7	1.2
Secondary products		333298-S	12/03	106.0	(³)	(³)	(³)	(³)
Commercial & service industry machinery mfg	3333		12/03	101.5	102.3	102.4	2.4	.1
Commercial & service industry machinery mfg	33331		12/03	101.5	102.3	102.4	2.4	.1
Automatic vending machine mfg	333311		06/82	123.1	123.4	123.4	1.6	0
Primary products		333311-P	06/82	122.7	122.9	122.9	1.6	0
Automatic merchandising machines, coin-operated, excluding parts		333311-1	06/82	121.4	121.6	121.6	1.4	0
Vending machines for beverages		333311-11	06/82	116.5	116.9	116.9	1.7	0
Other vending machines, excluding beverage machines		333311-15	06/03	101.6	101.7	101.7	1.0	0
Coin-operated mechanisms and other parts for automatic merchandising machines		333311-2	12/88	110.1	110.1	110.1	2.1	0
Secondary products and miscellaneous receipts		333311-SM						
Commercial laundry, dry-cleaning pressing machine mfg	333312		12/82	200.8	202.5	208.0	9.2	2.7
Primary products		333312-P	12/82	184.6	186.3	191.4	9.5	2.7
Commercial laundry, dry-cleaning pressing machine mfg		333312-1	06/03	105.9	106.9	109.8	9.5	2.7
Secondary products and miscellaneous receipts		333312-SM						

See footnotes at end of table.

Table 5. Producer price indexes for the net output of selected industries and their products, not seasonally adjusted
—Continued

Industry and product ¹	Industry code	Product code	Index base	Index			Percent change to Dec. 2004 from:	
				Aug. 2004 ²	Nov. 2004 ²	Dec. 2004 ²	Dec. 2003	Nov. 2004
Commercial laundry, dry-cleaning pressing machine mfg—Continued								
Miscellaneous receipts		333312-M	06/03	104.0	104.0	107.4	7.4	3.3
Office machinery mfg	333313		06/85	125.6	125.6	125.4	1.4	-2
Primary products		333313-P	06/85	117.1	117.1	116.9	1.6	-2
Mailing, letter handling, and addressing machines, except parts and attachments		333313-A	06/85	117.9	(³)	(³)	(³)	(³)
Typewriters, dictating, transcribing and recording machines, n.e.c.		333313-D	12/03	106.4	106.4	106.4	6.4	0
Parts and attachments for standard typewriters and recording machines, n.e.c.		333313-J	12/03	104.9	104.9	104.9	4.9	0
Secondary products and miscellaneous receipts		333313-SM						
Miscellaneous receipts		333313-M	06/85	155.1	155.1	(³)	(³)	(³)
Optical instrument and lens mfg	333314		06/91	106.5	106.7	106.8	2.2	.1
Primary products		333314-P	06/91	104.2	104.5	104.6	2.5	.1
Sighting, tracking and fire-control equipment		333314-1	12/85	117.8	117.8	117.8	.9	0
Optical instruments and lenses, n.e.c.		333314-5	12/98	97.5	97.9	98.0	3.0	.1
Binoculars and astronomical instruments		333314-51	06/91	108.1	108.1	108.1	6.1	0
Other optical instruments and lenses (excl. sighting, tracking, and fire-control)		333314-52	12/98	97.1	97.5	97.7	3.0	.2
Secondary products and miscellaneous receipts		333314-SM						
Secondary products		333314-S	06/91	130.0	130.0	130.0	0	0
Photographic & photocopying equipment mfg	333315		12/03	100.0	100.0	100.0	0	0
Primary products		333315-P	12/03	99.9	100.0	100.0	0	0
Photographic and photocopying equipment		333315-1	12/03	99.9	100.0	100.0	0	0
Secondary products and miscellaneous receipts		333315-SM						
Other commercial & service industry machinery mfg	333319		06/82	178.8	182.2	181.9	4.2	-2
Primary products		333319-P	06/82	179.2	183.0	182.6	4.3	-2
Commercial cooking & food warming equipment, incl. parts & attachments		333319-1	06/82	194.8	201.8	200.2	5.8	-8
Commercial & industrial vacuum cleaners, incl. parts & attachments		333319-3	06/82	165.1	172.4	(³)	(³)	(³)
Automotive maintenance equipment, except handtools		333319-5	11/89	145.7	145.7	145.7	2.5	0
Electronic teaching machines, teaching aids, trainers, & simulators, incl. kits ..		333319-7	12/91	107.6	(³)	(³)	(³)	(³)
Miscellaneous machinery products, except electrical		333319-9	06/82	174.7	178.0	178.0	4.5	0
Secondary products and miscellaneous receipts		333319-SM						
Miscellaneous receipts		333319-M	06/82	162.0	162.0	162.0	.2	0
Secondary products		333319-S	06/82	194.4	194.4	194.4	6.5	0
HVAC & commercial refrigeration equipment mfg	3334		12/03	102.3	103.6	103.6	3.6	0
HVAC & commercial refrigeration equipment mfg	33341		12/03	102.3	103.6	103.6	3.6	0
Air purification equipment mfg	333411		12/03	103.6	105.5	105.4	5.4	-1
Primary products		333411-P	12/03	103.6	105.5	105.4	5.4	-1
Dust collection & other air purification equip. for indust. gas cleaning systems ..		333411-1	12/83	148.4	151.6	151.5	9.1	-1
Dust collection & other air purification equip & parts for cleaning incoming air ..		333411-3	12/83	148.6	151.0	150.8	3.3	-1
Secondary products and miscellaneous receipts		333411-SM						
Miscellaneous receipts		333411-M	12/03	106.8	110.8	(³)	(³)	(³)
Industrial & commercial fan & blower mfg	333412		12/03	103.3	104.6	106.3	6.3	1.6
Primary products		333412-P	12/03	103.3	104.8	106.7	6.7	1.8
Industrial & commercial fan & blower mfg		333412-1	12/03	103.3	104.8	106.7	6.7	1.8
Secondary products and miscellaneous receipts		333412-SM						
Miscellaneous receipts		333412-M	12/03	101.0	102.7	101.0	1.0	-1.7
Secondary products		333412-S	12/03	104.7	104.7	105.4	5.4	.7
Heating equipment (except warm air furnaces) mfg	333414		06/80	206.9	211.0	211.9	5.6	.4
Primary products		333414-P	06/80	197.9	202.0	202.9	5.7	.4
Floor and wall furnaces, heaters, stokers, and related parts		333414-A	06/99	110.9	112.8	114.1	7.0	1.2
Other heating equipment, exc. electric, incl. parts for nonelectric heating		333414-B	06/99	105.6	106.6	107.4	4.2	.8
Cast iron heating boilers, radiators, and convectors		333414-C	06/99	113.3	114.8	114.9	6.3	.1
Domestic heating stoves		333414-4	06/80	156.2	165.5	165.2	8.5	-2
Steel heating boilers		333414-5	06/80	178.0	180.4	180.4	5.7	0
Secondary products and miscellaneous receipts		333414-SM						
Miscellaneous receipts		333414-M	06/99	104.7	107.4	107.3	4.4	-1
Secondary products		333414-S	06/80	195.9	197.8	196.9	3.1	-5
AC & warm air heating & commercial refrigeration equipment mfg	333415		12/82	133.9	135.4	135.2	2.9	-1
Primary products		333415-P	12/82	135.2	136.9	136.7	3.1	-1
Compressors and compressor units, all refrigerants, except automotives		333415-A	12/03	103.1	106.0	103.6	3.6	-2.3
Warm air furnaces incl. duct furn. & dehumidifiers, & elec. comfort heating eq ..		333415-C	12/89	113.6	114.2	114.7	1.1	.4
Parts and accessories for air conditioning and heat transfer equipment		333415-D	12/89	111.0	111.5	111.5	1.3	0
Unitary air conditioners, except air source heat pumps		333415-E	12/82	128.7	129.6	131.7	3.5	1.6
Heat transfer equipment (except electrically operated dehumidifiers)		333415-1	12/03	103.5	105.6	104.5	4.5	-1.0
Commercial refrigerators and related equipment		333415-3	12/82	167.2	169.0	169.0	3.7	0
Refrigeration condensing units, all refrigerants, except amonia		333415-5	12/82	148.2	148.1	147.8	2.0	-2

See footnotes at end of table.

Table 5. Producer price indexes for the net output of selected industries and their products, not seasonally adjusted

—Continued

Industry and product ¹	Industry code	Product code	Index base	Index			Percent change to Dec. 2004 from:	
				Aug. 2004 ²	Nov. 2004 ²	Dec. 2004 ²	Dec. 2003	Nov. 2004
AC & warm air heating & commercial refrigeration equipment mfg—Continued								
Room air conditioners and dehumidifiers, except portable dehumidifiers		333415-6	12/82	112.4	112.4	112.4	-2.5	0.0
Refrigeration and air conditioning equipment, nec		333415-9	12/89	124.8	125.7	125.7	2.5	0
Secondary products and miscellaneous receipts		333415-SM						
Miscellaneous receipts		333415-M	12/82	126.6	126.4	126.4	1.0	0
Secondary products		333415-S	12/82	120.1	120.2	119.9	2.7	-2
Metalworking machinery mfg	3335		12/03	101.0	101.4	102.0	2.0	.6
Metalworking machinery mfg	33351		12/03	101.0	101.4	102.0	2.0	.6
Industrial mold mfg	333511		12/03	99.1	99.0	100.0	0	1.0
Industrial molds and mold boxes		333511-P	12/03	99.0	98.9	100.0	0	1.1
Industrial molds and mold boxes		333511-1	06/81	121.8	121.6	123.0	0	1.2
Secondary products and miscellaneous receipts		333511-SM						
Secondary products		333511-S	12/03	99.9	(³)	(³)	(³)	(³)
Machine tool (metal cutting types) mfg	333512		06/83	153.0	154.2	157.3	4.2	2.0
Primary products		333512-P	06/83	145.8	145.9	148.9	2.9	2.1
Metal grinding, polishing, buffing, honing, & lapping machines, exc gear-tooth		333512-2	06/83	178.5	178.5	178.5	2.1	0
Metal lathes (turning machines) numerically & nonnumerically controlled		333512-3	06/83	155.6	156.0	156.5	2.0	.3
Metal milling machines (excluding machining centers)		333512-4	06/83	159.0	158.5	160.7	4.6	1.4
Parts for metal cutting machine tools (sold separately) & rebuilt machine tools		333512-6	06/83	126.1	127.1	127.1	1.2	0
Metal machining centers (multifunction numerically controlled machines)		333512-7	06/83	126.2	125.9	137.9	9.3	9.5
Metal station type machines		333512-8	06/83	153.7	153.7	153.7	0	0
Other metal cutting machine tools (exc those designed for home workshops, etc.)		333512-9	06/83	153.1	153.0	153.1	.3	.1
Secondary products and miscellaneous receipts		333512-SM						
Miscellaneous receipts		333512-M	06/83	212.5	212.5	212.5	5.4	0
Secondary products		333512-S	06/83	155.3	(³)	(³)	(³)	(³)
Machine tool (metal forming types) mfg	333513		06/81	183.3	183.7	184.8	3.5	.6
Primary products		333513-P	06/81	188.9	188.9	189.4	3.3	.3
Punching, shearing, bending, and forming machines		333513-1	06/81	155.3	155.3	155.3	3.4	0
Presses, except forging		333513-2	06/81	207.0	207.0	207.0	6.2	0
Other metal forming machine tools and forging machines		333513-3	06/81	213.8	213.8	215.9	2.1	1.0
Rebuilt metal forming machine tools and parts for metal forming machine tools		333513-4	06/81	189.9	189.9	189.9	1.6	0
Secondary products and miscellaneous receipts		333513-SM						
Miscellaneous receipts		333513-M	12/92	134.1	138.3	142.1	7.4	2.7
Secondary products		333513-S	06/81	152.9	(³)	(³)	(³)	(³)
Special die/tool, die set, jig & fixture mfg	333514		12/03	100.4	100.3	100.5	.5	.2
Primary products		333514-P	06/81	164.0	163.9	164.2	.7	.2
Special dies and tools, die sets, jigs, and fixtures		333514-1	06/81	164.0	163.9	164.2	.7	.2
Jigs and fixtures, including parts		333514-11	06/81	233.1	233.4	233.4	.4	0
Metalworking die and die sets		333514-13	12/02	101.2	100.9	101.3	.9	.4
Standard punches, industrial prototypes, die parts & other special tooling, dies		333514-17	06/94	110.4	110.7	110.7	.7	0
Secondary products and miscellaneous receipts		333514-SM						
Secondary products		333514-S	12/03	98.6	98.5	98.8	-1.2	.3
Cutting tool & machine tool accessory mfg	333515		06/83	145.0	146.2	145.9	2.0	-2
Primary products		333515-P	06/83	142.5	142.8	142.8	1.5	0
Small cutting tools for machine tools and metalworking machinery		333515-1	06/83	136.0	136.2	136.2	1.0	0
Carbon steel & high-speed steel shank twist drills for machine tools		333515-12	06/83	137.8	138.1	138.1	1.8	0
Twist drills, gun drills, combined drills, countersinks, and counterbores		333515-13	12/00	93.7	94.1	94.1	-.7	0
End mills and milling cutters		333515-14	06/83	143.8	144.0	144.0	3.1	0
Threading tools		333515-15	06/83	153.6	154.1	154.7	2.9	.4
Blanks, tips, and inserts		333515-16	06/83	135.9	135.9	135.9	1.0	0
Other cutting tools, including broaches, reamers, hobs, and rotary burrs		333515-17	12/00	101.7	101.9	101.8	.3	-1
Other attachments and accessories for machine tools and metalworking machinery		333515-3	06/83	158.8	159.3	159.3	2.7	0
Tool holders		333515-31	06/83	159.7	159.8	159.8	2.4	0
Work holding devices and other attachments and accessories		333515-32	12/00	105.3	105.9	105.9	3.1	0
Secondary products and miscellaneous receipts		333515-SM						
Miscellaneous receipts		333515-M	01/87	159.1	170.4	167.2	7.1	-1.9
Secondary products		333515-S	06/83	145.9	145.9	(³)	(³)	(³)
Rolling mill machinery & equipment mfg	333516		12/81	177.2	179.8	179.0	7.9	-4
Primary products		333516-P	12/81	180.7	183.6	182.6	8.7	-5
Cold rolling mill machinery		333516-2	06/93	106.0	106.0	106.0	7.9	0
Rolling mill machinery, n.e.c., including tube mill machinery		333516-3	12/81	208.2	213.7	211.8	(³)	-9
Secondary products and miscellaneous receipts		333516-SM						
Miscellaneous receipts		333516-M	12/03	101.3	102.0	(³)	(³)	(³)
Other metalworking machinery mfg	333518		06/83	180.5	182.3	182.9	3.0	.3

See footnotes at end of table.

Table 5. Producer price indexes for the net output of selected industries and their products, not seasonally adjusted
—Continued

Industry and product ¹	Industry code	Product code	Index base	Index			Percent change to Dec. 2004 from:	
				Aug. 2004 ²	Nov. 2004 ²	Dec. 2004 ²	Dec. 2003	Nov. 2004
Other metalworking machinery mfg—Continued								
Primary products		333518-P	06/83	178.5	180.6	181.3	3.5	0.4
Assembly machines		333518-2	06/83	164.3	167.0	167.3	3.3	.2
Transfer type assembly machines		333518-213	12/97	105.9	105.9	105.9	.6	0
Special purpose and all other types		333518-219	06/83	167.6	172.0	172.5	5.0	.3
Other metalworking machinery		333518-5	06/83	194.1	194.1	195.8	4.0	.9
Machines for weaving and wire fabricating and wire drawing machines and draw benches		333518-511	06/83	178.5	178.5	178.5	.5	0
Coil handling equipment (conversion or straightening)		333518-541	06/83	194.1	194.2	199.5	8.6	2.7
All other metalworking machinery n.e.c.		333518-598	06/83	203.0	203.0	203.0	2.5	0
Secondary products and miscellaneous receipts		333518-SM						
Secondary products		333518-S	06/83	183.7	183.7	183.7	0	0
Engine, turbine & power transmission equipment mfg	3336		12/84	141.0	141.3	141.5	1.4	.1
Engine, turbine & power transmission equip mfg	33361		12/84	141.0	141.3	141.5	1.4	.1
Turbine & turbine generator set unit mfg	333611		06/82	155.4	155.4	156.1	1.0	.5
Primary products		333611-P	06/82	161.8	161.8	162.7	.9	.6
Turbine generator sets		333611-3	12/03	100.3	100.8	101.1	1.1	.3
Steam, gas, and other turbines and turbine generators		333611-4	12/03	100.3	99.6	100.7	.7	1.1
Parts & accessories for turbines, turbine generators, and turbine generator sets		333611-7	12/03	100.4	100.4	100.4	.4	0
Secondary products and miscellaneous receipts		333611-SM						
Speed changer, industrial high-speed drive, & gear mfg	333612		12/83	184.6	184.8	185.1	4.3	.2
Primary products		333612-P	12/83	176.5	176.7	177.1	4.5	.2
Loose gearing, including gears, pinions, racks, and worms, sold separately		333612-3	12/83	139.8	140.1	140.1	.6	0
Speed changers & industrial high-speed drives, & parts other than loose gearing		333612-7	12/03	105.7	105.7	106.1	6.1	.4
Secondary products and miscellaneous receipts		333612-SM						
Miscellaneous receipts		333612-M	07/84	180.1	180.1	180.1	6.0	0
Secondary products		333612-S	12/83	246.0	246.0	245.1	2.3	-.4
Mechanical power transmission equipment mfg	333613		12/84	170.2	171.4	171.4	5.9	0
Primary products		333613-P	12/84	167.2	168.4	168.3	6.1	-.1
Plain bearings and bushings, except automotive and aircraft		333613-1	12/84	137.7	139.7	139.7	3.3	0
Power transmission equipment, except speed changers, drives, and gears, n.e.c.		333613-3	12/84	173.5	174.4	174.4	6.6	0
Secondary products and miscellaneous receipts		333613-SM						
Miscellaneous receipts		333613-M	02/85	177.2	178.4	178.4	4.9	0
Secondary products		333613-S	12/84	189.0	190.4	190.6	4.7	.1
Other engine equipment mfg	333618		12/82	142.0	142.2	142.4	.6	.1
Primary products		333618-P	12/82	141.2	141.4	141.6	.6	.1
Parts & accessories (except aircraft and gasoline automotive engines)		333618-F	12/82	148.6	149.7	150.4	2.0	.5
Gasoline engines (except aircraft, automobile, highway truck, bus & tank)		333618-1	12/95	108.2	(³)	108.2	1.5	(³)
Diesel, semidiesel and dual fuel engines (except automotive)		333618-3	12/82	132.2	132.2	132.2	.8	0
Diesel, semidiesel, and dual-fuel engines for automobiles, trucks, and buses ..		333618-5	12/82	137.7	137.5	137.5	.2	0
Piston-type natural gas engines, including LPG engines (excluding gas turbines)		333618-9	12/00	102.8	102.8	(³)	(³)	(³)
Secondary products and miscellaneous receipts		333618-SM						
Miscellaneous receipts		333618-M	12/82	156.1	158.0	158.0	4.2	0
Secondary products		333618-S	12/82	142.2	142.7	142.7	-.9	0
Other general purpose machinery mfg	3339		12/03	103.4	105.2	105.5	5.5	.3
Pump & compressor mfg	33391		12/03	102.9	104.1	104.4	4.4	.3
Pump & pumping equipment mfg	333911		12/83	180.8	183.3	184.1	5.1	.4
Primary products		333911-P	12/83	177.6	180.5	181.3	5.8	.4
Industrial pumps, except hydraulic fluid power pumps		333911-1	12/83	183.5	184.7	185.5	4.6	.4
Domestic water systems		333911-4	12/83	150.0	151.6	151.6	8.3	0
Pumps n.e.c.		333911-5	12/83	133.7	134.8	136.5	3.2	1.3
Domestic sump pumps, oil-well and oil-field pumps, except boiler feed		333911-516	12/01	103.1	103.2	105.2	4.6	1.9
Other pumps, except automotive circulating pumps, and measuring & dispensing pum		333911-517	12/01	100.5	102.6	102.7	.7	.1
Parts and attachments for pumps and pumping equipment, excl. compressors		333911-6	12/83	200.3	210.4	210.6	10.5	.1
Secondary products and miscellaneous receipts		333911-SM						
Miscellaneous receipts		333911-M	12/83	235.6	236.8	236.7	6.6	0
Secondary products		333911-S	12/83	164.3	164.3	166.8	-3.5	1.5
Air & gas compressor mfg	333912		06/84	152.3	153.9	153.9	3.9	0
Primary products		333912-P	06/84	150.4	152.0	152.1	3.5	.1
Air and gas compressors and vacuum pumps		333912-1	06/84	146.7	147.9	147.9	2.8	0
Air compressors		333912-11	06/84	134.3	135.3	135.3	3.0	0

See footnotes at end of table.

Table 5. Producer price indexes for the net output of selected industries and their products, not seasonally adjusted

—Continued

Industry and product ¹	Industry code	Product code	Index base	Index			Percent change to Dec. 2004 from:	
				Aug. 2004 ²	Nov. 2004 ²	Dec. 2004 ²	Dec. 2003	Nov. 2004
Air & gas compressor mfg—Continued								
Portable air compressors		333912-116	06/84	125.5	127.0	127.0	2.3	0.0
Stationary air compressors		333912-117	12/98	104.4	104.9	104.9	3.6	0
Gas compressors		333912-12	06/84	171.7	174.0	174.0	2.1	0
Other pumps and compressors		333912-13	06/84	165.1	165.1	165.1	3.0	0
Parts and attachments for air and gas compressors and vacuum pumps		333912-2	06/84	157.7	158.9	159.1	7.6	.1
Industrial spraying equipment		333912-5	06/84	148.0	151.7	151.7	2.3	0
Secondary products and miscellaneous receipts		333912-SM						
Miscellaneous receipts		333912-M	11/86	142.9	144.2	144.2	1.5	0
Secondary products		333912-S	06/84	172.2	(³)	173.8	11.3	(³)
Measuring & dispensing pump mfg								
	333913		06/84	149.5	150.4	150.3	1.6	-1
Primary products		333913-P	06/84	147.2	148.3	148.1	1.6	-1
Measuring and dispensing pump manufacturing		333913-4	12/03	100.9	101.7	101.5	1.5	-2
Secondary products and miscellaneous receipts		333913-SM						
Miscellaneous receipts		333913-M	12/88	(³)	(³)	(³)	(³)	(³)
Secondary products		333913-S	06/84	149.7	149.7	(³)	(³)	(³)
Material handling equipment mfg								
	33392		12/03	105.1	108.5	109.0	9.0	.5
Elevator & moving stairway mfg								
	333921		06/81	133.4	133.6	137.1	4.9	2.6
Primary products		333921-P	06/81	132.4	132.5	135.9	4.6	2.6
Elevators and moving stairways		333921-1	06/81	129.3	129.3	133.5	5.7	3.2
Parts and attachments for elevators and moving stairways		333921-3	06/81	161.4	162.6	162.6	.7	0
Secondary products and miscellaneous receipts		333921-SM	06/81	(³)	(³)	(³)	(³)	(³)
Conveyor & conveying equipment mfg								
	333922		06/84	151.0	152.7	153.3	8.6	.4
Primary products		333922-P	06/84	146.7	148.1	148.7	7.8	.4
Unit handling conveyors and conveying systems, except hoists and farm elevators		333922-3	06/84	136.1	136.9	136.9	5.6	0
Gravity conveyors (skate wheel and roller)		333922-311	06/84	138.9	139.5	139.5	9.0	0
Trolley conveyors (overhead systems)		333922-312	06/84	127.5	127.5	127.5	2.2	0
Powered conveyors (belt and roller)		333922-314	06/84	133.2	134.0	134.0	6.3	0
All other unit handling conveyors & conveying syst., incl. pneum. tube conveyors		333922-319	12/95	118.3	120.5	120.5	4.9	0
Parts and accessories for unit handling conveyors & conveying systems, sold sep		333922-4	06/84	156.6	159.8	162.7	11.2	1.8
Bulk material handling conveyors & conveying syst., exc. hoists & farm elevators		333922-5	06/84	146.8	149.0	150.6	8.9	1.1
Conveyors and elevators		333922-511	06/84	147.1	149.4	150.8	9.0	.9
All other bulk handling conveyors and conveying syst. incl. loading, unloading		333922-514	06/01	108.3	109.0	111.1	8.4	1.9
Parts and accessories for bulk material handling conveyors and conveying systems		333922-6	06/84	194.0	196.9	196.7	15.8	-1
Secondary products and miscellaneous receipts		333922-SM						
Miscellaneous receipts		333922-M	06/84	164.6	168.6	168.6	8.0	0
Secondary products		333922-S	06/84	180.4	182.5	184.0	19.1	.8
Overhead crane, hoist & monorail system mfg								
	333923		12/03	104.9	117.6	118.1	18.1	.4
Primary products		333923-P	12/03	103.7	117.7	118.2	18.2	.4
Hoists		333923-1	12/84	163.2	165.2	168.3	7.7	1.9
Complete hoists		333923-11	12/96	124.3	125.0	127.7	6.8	2.2
Parts and attachments for hoists (sold separately)		333923-12	12/84	162.0	166.9	168.6	10.7	1.0
Overhead traveling cranes and monorail systems		333923-3	12/84	151.7	153.1	158.6	9.2	3.6
Complete overhead traveling cranes and monorail systems		333923-31	12/96	111.2	112.2	116.5	9.7	3.8
Parts and attachments for overhead traveling cranes and monorail systems		333923-33	12/84	144.5	145.9	149.7	7.5	2.6
Winches, aerial work platforms, and automotive wrecker hoists		333923-7	12/03	103.2	125.4	124.4	24.4	-8
Complete winches, aerial work platforms, and automotive wrecker hoists		333923-71	12/99	110.2	135.4	134.2	(³)	-9
Secondary products and miscellaneous receipts		333923-SM						
Miscellaneous receipts		333923-M	12/03	100.9	100.9	101.9	1.9	1.0
Secondary products		333923-S	12/03	125.5	129.1	130.0	30.0	.7
Industrial truck, tractor, trailer, stacker machinery mfg								
	333924		12/79	162.2	164.0	163.9	4.2	-1
Primary products		333924-P	12/79	159.6	161.7	161.6	4.3	-1
Industrial trucks and tractors, motorized and hand powered		333924-1	12/79	153.9	156.0	155.9	4.2	-1
Work trucks w/ lifting & handling equip, riding, electric, self-propelled		333924-101	06/02	104.5	107.1	107.1	3.9	0
Work trucks w/ lifting & handling equip, non-riding electric or any non-electric		333924-102	06/02	103.2	103.6	103.5	3.0	-1
Work trucks, not fitted with lifting and handling equipment, elec. or non elec		333924-103	06/02	106.2	108.5	108.2	6.3	-3
Bulk powered material moving equipment		333924-104	06/02	103.6	103.7	103.7	3.1	0
Parts and attachments for industrial work trucks		333924-3	12/86	141.9	143.1	143.1	4.8	0
Secondary products and miscellaneous receipts		333924-SM						
Miscellaneous receipts		333924-M	12/86	140.4	140.4	140.4	4.4	0
Secondary products		333924-S	12/79	211.1	211.1	211.1	3.0	0

See footnotes at end of table.

Table 5. Producer price indexes for the net output of selected industries and their products, not seasonally adjusted

—Continued

Industry and product ¹	Industry code	Product code	Index base	Index			Percent change to Dec. 2004 from:	
				Aug. 2004 ²	Nov. 2004 ²	Dec. 2004 ²	Dec. 2003	Nov. 2004
All other general purpose machinery mfg	33399		12/03	102.8	104.0	104.2	4.2	0.2
Power-driven hand tool mfg	333991		12/80	175.2	175.2	175.2	1.0	0
Primary products		333991-P	12/80	165.5	165.4	165.4	1.0	0
Power driven hand tools, electric and battery powered		333991-1	12/80	156.9	157.0	157.0	-1	0
Parts, attachments and accessories for electric-powered hand tools (sold separately)		333991-136	08/87	118.9	118.9	118.9	1.1	0
Drills: armature mounted primarily on other than sleeve bearings		333991-182	12/80	171.9	171.9	171.9	0	0
Over 1/4 inch chuck size to under 1/2 inch		333991-18207	12/80	147.9	147.9	147.9	0	0
Sanders, except circular		333991-184	12/80	142.8	142.8	142.8	-5.2	0
Oscillating, reciprocating and vibrating		333991-18434	12/80	146.2	146.2	146.2	-5.2	0
Circular saws: armature mounted primarily on other than sleeve bearings		333991-185	12/80	170.5	170.5	170.5	0	0
Between 7 inch and 8 inch blade		333991-18516	12/80	148.8	148.8	148.8	0	0
Saws - jig, saber, reciprocating		333991-186	12/80	114.8	114.8	114.8	0	0
Armature mounted primarily on other than ball bearings		333991-18619	06/93	91.9	91.9	91.9	0	0
Power driven hand tools, pneumatic, hydraulic and powder actuated		333991-2	12/80	207.2	206.5	206.5	4.0	0
Drills, screwdrivers, nutrunners-pneumatic		333991-238	12/95	122.2	119.4	119.4	.9	0
Impact wrenches - pneumatic		333991-241	12/80	147.9	148.9	148.9	4.7	0
Other grinders, polishers, and sanders		333991-244	06/93	125.9	126.5	126.5	2.9	0
Other hydraulic powered hand tools		333991-272	06/93	102.4	102.4	102.4	1.0	0
Secondary products and miscellaneous receipts		333991-SM						
Miscellaneous receipts		333991-M	06/86	154.3	154.5	154.5	.8	0
Secondary products		333991-S	12/80	197.7	197.7	197.7	1.0	0
Welding & soldering equipment mfg	333992		12/84	172.1	180.0	181.6	12.0	.9
Primary products		333992-P	12/84	177.7	186.6	188.4	13.0	1.0
Other welding equip., components, and accessories (exc. arc, resistance, & gas)		333992-A	06/90	119.1	121.7	121.0	2.7	-6
Arc welding machines, comp., & access., exc. electrodes (excl. stud welding eq.)		333992-1	12/84	168.7	170.2	170.2	3.6	0
Arc welding electrodes, metal		333992-3	12/84	215.9	242.4	249.2	34.3	2.8
Resistance welders, components, accessories, and electrodes		333992-7	12/84	150.3	150.3	150.3	.6	0
Gas welding and cutting equipment, parts, attachments, and accessories		333992-9	06/83	167.5	168.4	168.2	1.3	-1
Secondary products and miscellaneous receipts		333992-SM						
Miscellaneous receipts		333992-M	12/84	156.1	156.7	156.6	1.6	-1
Secondary products		333992-S	12/84	132.7	132.7	132.7	0	0
Packaging machinery mfg	333993		12/88	141.9	142.5	142.3	2.2	-1
Primary products		333993-P	12/88	142.9	143.7	143.2	1.6	-3
Packing, packaging and bottling machinery, excluding parts		333993-3	12/88	141.1	142.0	141.4	1.4	-4
Filling machinery		333993-331	12/88	129.5	138.6	132.0	-3.8	-4.8
Forming, filling and sealing machinery, bag or pouch(must perform all three func)		333993-333	12/88	162.1	162.1	162.1	2.3	0
Wrapping, banding, bundling, fastening, and sleeve wrapping machinery		333993-334	12/96	110.4	110.4	110.4	3.0	0
Case forming, opening, loading, unloading, and sealing machinery		333993-336	12/88	143.7	143.7	143.7	.7	0
Cartoning, multipacking, and leaflet/coupon placing machinery		333993-337	12/96	116.4	116.4	(¹)	(¹)	(¹)
Labeling, code marking, and imprinting machinery		333993-338	12/96	112.0	112.0	(¹)	-1	0
Other packaging and bottling machinery		333993-339	12/96	117.8	117.8	117.8	2.5	0
Parts for packaging and bottling machinery		333993-4	12/88	153.3	153.4	153.4	3.0	0
Secondary products and miscellaneous receipts		333993-SM						
Miscellaneous receipts		333993-M	12/88	120.3	120.3	122.6	3.4	1.9
Secondary products		333993-S	12/88	150.6	150.6	150.6	9.7	0
Industrial process furnace & oven mfg	333994		06/81	171.1	171.5	171.6	1.6	.1
Primary products		333994-P	06/81	170.3	170.7	170.8	1.7	.1
Electric industrial furnaces, ovens and kilns, excluding induction		333994-1	06/81	176.8	176.6	177.5	2.0	.5
Electric furnaces		333994-11	12/86	135.9	135.8	136.5	1.7	.5
Metal processing and heat treating (such as annealing, hardening, carburizing, etc.)		333994-118	12/86	139.0	138.9	139.4	2.3	.4
Electric industrial ovens and kilns, including infrared		333994-19	12/86	162.0	161.5	162.3	3.0	.5
Fuel-fired industrial furnaces, ovens, and kilns		333994-2	06/81	166.3	(¹)	(¹)	(¹)	(¹)
Fuel-fired furnaces including parts and attachments		333994-21	12/86	160.6	(¹)	(¹)	(¹)	(¹)
Electrical heat. equip. for industrial use, n.e.c. (exc. soldering irons) and parts and attach		333994-5	06/81	176.1	176.3	176.2	1.4	-1
Industrial electric heating units and devices, except heating units for electric furnaces		333994-55	12/86	154.3	154.4	154.3	1.9	-1
Parts and attach. for ind. furn. and ovens, including electric heating units		333994-59	06/81	153.1	153.3	153.6	.3	.2
Secondary products and miscellaneous receipts		333994-SM						
Secondary products		333994-S	06/81	182.8	183.1	184.3	1.7	.7
Fluid power cylinder & actuator mfg	333995		06/90	142.9	144.2	144.1	6.6	-1
Primary products		333995-P	06/90	141.7	143.3	143.1	6.7	-1
Non-aerospace type hydraulic fluid power cylinders & actuators, linear & rotary		333995-4	06/90	131.7	133.7	133.5	8.1	-1
Non-aerospace type pneumatic fluid power cylinders & actuators, linear & rotary		333995-5	06/90	140.2	141.0	140.7	3.9	-2
Parts for hydraulic and pneumatic fluid power cylinders and actuators		333995-9	06/90	146.3	147.9	147.5	16.0	-3

See footnotes at end of table.

Table 5. Producer price indexes for the net output of selected industries and their products, not seasonally adjusted
—Continued

Industry and product ¹	Industry code	Product code	Index base	Index			Percent change to Dec. 2004 from:	
				Aug. 2004 ²	Nov. 2004 ²	Dec. 2004 ²	Dec. 2003	Nov. 2004
Fluid power cylinder & actuator mfg—Continued								
Secondary products and miscellaneous receipts		333995-SM						
Secondary products		333995-S	06/90	135.9	136.3	136.3	5.9	0.0
Fluid power pump & motor mfg	333996		06/90	131.3	132.7	134.3	3.3	1.2
Primary products		333996-P	06/90	134.3	136.1	137.9	3.7	1.3
Non-aerospace type reciprocating pumps		333996-3	12/97	104.8	105.4	105.4	.3	0
Non-aerospace type rotary pumps		333996-4	12/97	105.9	107.2	108.9	5.6	1.6
Non-aerospace type fluid power motors		333996-5	12/97	114.2	118.9	119.9	9.7	.8
Parts for fluid power pumps and motors		333996-9	12/97	115.3	115.0	118.7	.8	3.2
Secondary products and miscellaneous receipts		333996-SM						
Miscellaneous receipts		333996-M	06/99	102.6	102.6	(³)	(³)	(³)
Secondary products		333996-S	06/90	116.4	116.6	117.3	1.3	.6
Scale & balance (except laboratory) mfg	333997		12/80	126.9	127.2	127.8	1.3	.5
Primary products		333997-P	12/80	128.0	128.3	128.9	1.3	.5
Vehicle and industrial scales		333997-1	12/91	116.6	116.7	117.4	1.6	.6
Retail, commercial, household, and mailing scales		333997-2	12/91	109.7	109.7	110.1	.9	.4
Parts, attachments, and accessories for scales and balances		333997-3	12/91	101.5	102.8	102.9	1.5	.1
Secondary products and miscellaneous receipts		333997-SM						
Miscellaneous receipts		333997-M	12/80	99.5	99.5	100.3	1.1	.8
All other miscellaneous general purpose machinery mfg	333999		12/84	166.2	167.3	167.2	3.2	-.1
Primary products		333999-P	12/84	164.1	165.1	165.0	3.2	-.1
Filters and strainers, except fluid power		333999-3	12/88	146.8	148.0	148.7	3.7	.5
Filter and strainer assemblies w/ or wo/ filter element installed, for water		333999-304	12/00	105.8	105.8	107.5	3.7	1.6
Filter and strainer assemblies w/ or wo/ filter element installed, for other flu		333999-308	12/00	104.3	106.9	106.9	4.2	0
Parts and accessories, sold separately		333999-309	12/88	164.0	164.0	164.0	1.2	0
Reusable (cleanable) media filters and strainers, except for fluid power		333999-311	12/88	147.0	147.0	(³)	(³)	(³)
Nonreusable, including disposable (throw away) filter cartridges		333999-312	12/88	151.3	151.7	152.0	3.9	.2
General industrial machinery, n.e.c.		333999-9	12/84	159.6	160.6	160.0	3.3	-.4
Secondary products and miscellaneous receipts		333999-SM						
Miscellaneous receipts		333999-M	12/84	207.9	209.7	209.7	4.7	0
Secondary products		333999-S	12/84	152.1	153.3	(³)	(³)	(³)
Computer & electronic product mfg	334		12/03	98.9	98.6	98.4	-1.6	-.2
Computer & peripheral equipment mfg	3341		12/84	29.2	28.6	28.5	-5.6	-.3
Computer & peripheral equipment mfg	33411		12/84	29.2	28.6	28.5	-5.6	-.3
Electronic computer mfg	334111		12/98	42.6	40.3	40.1	-12.4	-.5
Primary products		334111-P	12/98	29.7	28.1	28.0	-12.2	-.4
General purpose digital computers		334111-1	12/98	27.0	25.5	25.4	-12.1	-.4
Large-scale (≥64 MB or more in minimum main memory configuration)		334111-11	12/98	26.0	24.0	24.0	-11.8	0
Mid-range (<64 MB in min. main memory configuration); excl. PCs and workstations		334111-12	12/98	28.8	28.3	28.2	-7.8	-.4
Personal computers and workstations (excluding portable computers)		334111-14	12/98	26.7	24.7	24.5	-14.3	-.8
Portable computers (with attached display)		334111-15	12/98	18.7	18.4	18.3	-12.9	-.5
Secondary products and miscellaneous receipts		334111-SM						
Computer storage device mfg	334112		12/98	49.5	48.8	48.8	-4.1	0
Primary products		334112-P	12/98	34.0	32.9	33.0	-11.3	.3
Computer storage devices (except parts, attachments and accessories)		334112-1	12/98	33.2	31.7	31.7	-14.3	0
Parts, attachments and accessories for computer storage devices		334112-2	04/00	(³)	(³)	(³)	(³)	(³)
Secondary products and miscellaneous receipts		334112-SM						
Miscellaneous receipts		334112-M	12/92	38.2	(³)	(³)	(³)	(³)
Secondary products		334112-S	06/01	68.2	(³)	(³)	(³)	(³)
Computer terminal mfg	334113		12/93	85.4	85.6	85.6	.2	0
Primary products		334113-P	12/93	80.2	80.5	80.5	-.2	0
Computer terminals including remote batch terminals and teleprinters		334113-5	12/93	81.1	81.5	81.5	-.2	0
Parts, attachments, and accessories for computer terminals		334113-6	12/93	65.7	(³)	(³)	(³)	(³)
Secondary products and miscellaneous receipts		334113-SM						
Other computer peripheral equipment mfg	334119		12/93	76.7	76.8	76.6	-.6	-.3
Primary products		334119-P	12/93	71.9	72.0	71.7	-1.5	-.4
Parts and attachments for point-of-sale terminals and funds-transfer devices ..		334119-D	12/03	101.1	101.1	101.1	1.1	0
Computer peripheral equipment, n.e.c.		334119-1	12/93	61.6	62.0	61.6	-1.6	-.6
Computer printers		334119-11	12/93	54.3	54.0	53.9	-1.1	-.2
All other peripheral equipment, n.e.c.		334119-12	06/99	95.3	(³)	(³)	(³)	(³)
Parts, attachments and accessories for computer peripheral equipment, n.e.c.		334119-4	12/93	102.3	100.6	100.6	-1.7	0
Secondary products and miscellaneous receipts		334119-SM						
Miscellaneous receipts		334119-M	12/93	101.0	101.0	101.0	0	0
Secondary products		334119-S	08/94	90.4	90.4	90.4	1.2	0

See footnotes at end of table.

Table 5. Producer price indexes for the net output of selected industries and their products, not seasonally adjusted

—Continued

Industry and product ¹	Industry code	Product code	Index base	Index			Percent change to Dec. 2004 from:	
				Aug. 2004 ²	Nov. 2004 ²	Dec. 2004 ²	Dec. 2003	Nov. 2004
Communications equipment mfg	3342		12/85	98.3	98.5	97.6	-3.3	-0.9
Telephone apparatus mfg	33421		12/03	95.2	95.2	94.6	-5.4	-6
Telephone apparatus mfg	334210		12/85	95.7	95.6	95.1	-5.4	-5
Primary products		334210-P	12/85	95.3	95.2	94.7	-5.8	-5
Telephone switching and switchboard equipment		334210-1	12/85	101.0	101.0	101.0	-8.6	0
Telephone and telegraph apparatus, carrier line equip, and nonconsumer modems		334210-4	12/00	92.5	93.6	93.6	.5	0
All other telephone-telegraph & data communication apparatus, incl telephone set		334210-7	12/00	74.2	73.6	72.7	-6.8	-1.2
Secondary products and miscellaneous receipts		334210-SM						
Miscellaneous receipts		334210-M	12/85	123.3	(¹)	(¹)	(¹)	(¹)
Secondary products		334210-S	12/85	62.1	62.1	62.1	-5	0
Radio/TV broadcast & wireless comm equip mfg	33422		12/03	99.3	100.3	98.8	-1.2	-1.5
Radio/TV broadcast & wireless comm equip mfg	334220		12/91	93.2	94.1	92.7	-1.2	-1.5
Primary products		334220-P	12/91	91.8	93.1	91.3	-1.4	-1.9
Communications systems and equipment except broadcast		334220-1	12/85	97.3	98.9	96.6	-1.7	-2.3
Radio station type, other than cellular		334220-11	12/01	100.4	102.5	102.4	3.5	-1
Cellular system equipment		334220-12	12/01	73.4	75.9	70.3	-10.1	-7.4
Other communications systems and equipment		334220-13	12/85	117.3	117.2	117.3	1.4	.1
Broadcast, studio, and related electronic equipment		334220-3	12/85	106.9	107.2	107.1	.2	-1
Secondary products and miscellaneous receipts		334220-SM						
Miscellaneous receipts		334220-M	12/91	122.1	120.4	122.1	0	1.4
Secondary products		334220-S	12/91	85.7	85.7	85.7	-3	0
Other communications equipment mfg	33429		12/03	100.3	97.1	97.6	-2.4	.5
Other communications equipment mfg	334290		12/91	107.6	104.2	104.7	-2.4	.5
Primary products		334290-P	12/91	112.1	108.4	108.4	-3.4	0
Alarm systems, including electric sirens and horns		334290-1	12/85	110.1	105.0	(¹)	(¹)	(¹)
Vehicular and pedestrian traffic control equip. incl. railway signals & attach		334290-2	12/85	112.4	110.9	110.9	-8	0
Intercommunication systems, incl inductive paging systems		334290-3	12/85	164.4	163.1	164.4	3.0	.8
Secondary products and miscellaneous receipts		334290-SM						
Miscellaneous receipts		334290-M	11/95	52.9	(¹)	(¹)	(¹)	(¹)
Secondary products		334290-S	12/91	121.1	121.1	(¹)	(¹)	(¹)
Audio & video equipment mfg	3343		12/03	97.1	95.9	96.2	-3.8	.3
Audio and video equipment mfg	33431		12/03	97.1	95.9	96.2	-3.8	.3
Audio & video equipment mfg	334310		03/80	70.3	69.4	69.7	-3.7	.4
Primary products		334310-P	03/80	67.0	66.1	66.4	-4.0	.5
Home, portable & automotive audio equipment, except speakers		334310-1	12/96	92.2	92.2	92.0	(¹)	-2
Television receivers, including combination models		334310-2	03/80	50.5	48.9	49.3	-10.0	.8
Other consumer audio and video equipment (except speakers)		334310-3	03/80	131.6	131.6	131.6	-2.2	0
Speakers and commercial sound equipment		334310-4	03/80	136.6	137.1	137.1	3.2	0
Secondary products and miscellaneous receipts		334310-SM						
Miscellaneous receipts		334310-M	12/86	83.1	82.9	82.9	(¹)	0
Secondary products		334310-S	03/80	138.2	134.7	136.7	-1.2	1.5
Semiconductor & oth electronic component mfg	3344		12/84	78.3	78.0	78.0	-5	0
Semiconductor & oth electronic component mfg	33441		12/84	78.3	78.0	78.0	-5	0
Electron tube mfg	334411		12/85	93.2	92.8	89.9	-8.9	-3.1
Primary products		334411-P	12/85	87.2	86.7	83.8	-10.0	-3.3
Receiving tubes including cathode ray, new and rebuilt		334411-1	12/03	91.6	90.7	86.5	-13.5	-4.6
Transmitting, power and special purpose tubes		334411-3	12/85	149.5	150.5	150.5	-1	0
Tube parts except glass blanks		334411-5	06/96	105.0	104.6	104.6	-4	0
Secondary products and miscellaneous receipts		334411-SM	08/90	(¹)	(¹)	(¹)	(¹)	(¹)
Bare printed circuit board mfg	334412		06/91	94.4	93.7	94.4	5.4	.7
Primary products		334412-P	06/91	94.2	93.5	94.2	5.7	.7
Secondary products and miscellaneous receipts		334412-SM	12/02	(¹)	(¹)	(¹)	(¹)	(¹)
Semiconductor & related device mfg	334413		12/98	71.8	71.0	71.5	-7	.7
Primary products		334413-P	12/98	72.8	72.1	72.6	-4	.7
Integrated circuits		334413-1	12/98	66.5	65.5	66.3	0	1.2
Digital monolithic integrated circuits		334413-1A	12/98	62.5	60.8	60.6	-4.9	-3
MOS memory devices		334413-1A1	12/98	54.0	51.0	50.6	-8.2	-8
DRAM (dynamic random access memory)		334413-1A101	12/98	37.6	32.9	32.0	-10.4	-2.7
Other MOS memory devices		334413-1A109	12/98	58.0	57.2	57.2	-7.1	0
Other digital MOS integrated circuits		334413-1A2	12/98	61.9	61.7	61.7	-2.1	0
Microprocessors		334413-1A201	12/03	86.7	75.3	75.3	-24.7	0

See footnotes at end of table.

Table 5. Producer price indexes for the net output of selected industries and their products, not seasonally adjusted
—Continued

Industry and product ¹	Industry code	Product code	Index base	Index			Percent change to Dec. 2004 from:	
				Aug. 2004 ²	Nov. 2004 ²	Dec. 2004 ²	Dec. 2003	Nov. 2004
Semiconductor & related device mfg—Continued								
All other digital MOS integrated circuits		334413-1A209	12/98	77.0	77.0	76.9	-1.8	-0.1
Hybrid integrated circuits		334413-1C	06/81	95.0	95.0	95.0	1.1	0
Non-digital monolithic integrated circuits (e.g., linear, analog)		334413-1D	06/81	57.8	57.7	59.5	5.9	3.1
Transistors		334413-2	06/81	71.6	71.0	71.2	2.0	.3
Diodes and rectifiers (other than LEDs)		334413-3	06/81	111.0	111.0	111.0	-3.3	0
Other semiconductor devices and parts		334413-9	06/81	78.4	78.5	78.0	-1.8	-1.6
Other finished semiconductor devices		334413-901	12/96	97.1	95.6	(³)	(³)	(³)
Dice and wafers		334413-902	06/81	54.9	55.6	55.1	-5	-9
Parts and other semifinished devices		334413-909	06/81	117.8	117.8	117.6	-2	-2
Secondary products and miscellaneous receipts		334413-SM						
Secondary products		334413-S	06/81	100.7	94.4	96.6	-12.3	2.3
Electronic capacitor mfg	334414		06/81	118.3	118.6	118.2	.2	-.3
Primary products		334414-P	06/81	119.4	119.3	118.8	-.3	-.4
Capacitors for electronic circuitry		334414-11	06/81	119.4	119.3	118.8	-.3	-.4
Secondary products and miscellaneous receipts		334414-SM						
Miscellaneous receipts		334414-M	12/92	(³)	(³)	(³)	(³)	(³)
Secondary products		334414-S	06/81	115.6	121.1	121.1	7.9	0
Electronic resistor mfg	334415		12/80	164.8	162.4	161.7	-6.0	-.4
Primary products		334415-P	12/80	196.5	198.5	199.0	2.8	.3
Fixed, surface mounted, excluding carbon types		334415-11	12/96	84.8	84.5	84.6	-1.6	.1
Fixed, having two leads, excluding carbon types		334415-12	12/92	118.0	118.3	118.3	2.9	0
Resistor networks, having more than two leads		334415-13	12/80	74.6	74.6	74.6	0	0
Nonlinear resistors, including thermistors and varistors		334415-15	12/92	99.2	101.4	101.4	3.0	0
Resistor parts and other resistors, incl fixed carbon and wirewound variable		334415-19	12/96	137.9	142.6	144.0	9.3	1.0
Secondary products and miscellaneous receipts		334415-SM	12/80	(³)	(³)	(³)	(³)	(³)
Electronic coil/transformer/oth inductor mfg	334416		06/82	135.7	137.7	137.9	7.0	.1
Primary products		334416-P	06/82	130.4	133.8	133.9	6.1	.1
Electronic coils, transformers, and other inductors		334416-1	06/00	91.2	93.6	93.7	(³)	.1
Secondary products and miscellaneous receipts		334416-SM						
Secondary products		334416-S	08/90	144.2	144.2	145.2	(³)	.7
Electronic connector mfg	334417		12/80	161.9	165.2	165.1	1.6	-.1
Primary products		334417-P	12/80	158.5	161.2	161.2	1.4	0
Coaxial (RF) connectors		334417-1	12/80	237.2	237.4	237.4	.2	0
Cylindrical connectors		334417-2	12/80	(³)	(³)	191.9	3.9	(³)
Rack and panel connectors (rectangular)		334417-3	12/80	130.6	(³)	(³)	(³)	(³)
Printed circuit connectors		334417-4	12/80	117.1	117.5	117.5	.9	0
Other connectors, including parts		334417-5	12/80	161.3	164.1	164.1	1.9	0
Secondary products and miscellaneous receipts		334417-SM						
Miscellaneous receipts		334417-M	02/00	97.5	97.5	97.5	-1.8	0
Secondary products		334417-S	05/99	114.6	(³)	(³)	(³)	(³)
Printed circuit assembly (electronic assembly) mfg	334418		12/03	99.3	99.5	98.1	-1.9	-1.4
Primary products		334418-P	12/03	99.2	99.4	97.8	-2.2	-1.6
Printed circuit assemblies, loaded boards or modules		334418-A	06/82	109.4	109.6	107.9	-2.1	-1.6
Computer and peripheral printed circuit assemblies		334418-A1	06/00	78.0	77.6	74.4	-5.2	-4.1
Communications printed circuit assemblies		334418-A2	06/00	96.9	96.9	(³)	(³)	(³)
Other printed circuit assemblies		334418-A3	06/00	102.9	104.1	104.6	.4	.5
Secondary products and miscellaneous receipts		334418-SM						
Secondary products		334418-S	12/03	100.0	100.0	100.0	0	0
Other electronic component mfg	334419		12/03	98.7	98.7	98.8	-1.2	.1
Primary products		334419-P	12/03	98.5	98.5	98.5	-1.5	0
Electronic components, n.e.c.		334419-D	12/03	97.6	97.6	97.6	-2.4	0
Crystals, filters, piezoelectric, and related devices, except microwave filters		334419-1	06/82	109.0	109.0	109.0	-.5	0
Switches, mechanical, for electronic circuitry		334419-7	06/82	167.6	167.6	167.6	1.8	0
Secondary products and miscellaneous receipts		334419-SM						
Secondary products		334419-S	12/03	100.0	100.0	100.8	.8	.8
Nav/measuring/medical/control instruments mfg	3345		12/03	100.5	100.8	100.9	.9	.1
Nav/measuring/medical/control instruments mfg	33451		12/03	100.5	100.8	100.9	.9	.1
Electromedical apparatus mfg	334510		06/85	91.9	91.7	92.3	-1.9	.7
Primary products		334510-P	06/85	81.4	81.2	81.8	-2.9	.7
Electromedical equipment		334510-1	12/02	94.2	94.0	94.7	(³)	.7
Medical diagnostic equipment		334510-11	06/85	71.9	70.4	72.0	-2.4	2.3
Medical therapy equipment		334510-12	06/85	71.1	71.7	71.6	-6.6	-1
Other electromedical equipment		334510-13	12/02	98.6	98.8	(³)	(³)	(³)
Parts and accessories for electromedical equipment		334510-14	06/85	111.2	111.3	112.2	-2.3	.8
Electronic hearing aids		334510-3	06/83	162.7	162.7	162.7	2.1	0
Secondary products and miscellaneous receipts		334510-SM						
Miscellaneous receipts		334510-M	12/90	130.2	130.4	130.3	2.8	-.1

See footnotes at end of table.

Table 5. Producer price indexes for the net output of selected industries and their products, not seasonally adjusted
—Continued

Industry and product ¹	Industry code	Product code	Index base	Index			Percent change to Dec. 2004 from:	
				Aug. 2004 ²	Nov. 2004 ²	Dec. 2004 ²	Dec. 2003	Nov. 2004
Electromedical apparatus mfg—Continued								
Secondary products		334510-S	06/85	143.7	143.3	144.0	5.0	0.5
Search, detection & navigation instrument mfg	334511		12/91	115.7	116.2	116.2	1.4	0
Primary products		334511-P	12/91	112.4	113.0	113.0	1.5	0
Aeronautical, nautical & navigational instruments, not sending/receiving radio		334511-1	12/85	186.4	186.4	186.4	3.2	0
Search, detection, navigation, and guidance systems and equipment		334511-3	12/91	109.5	110.1	110.1	1.4	0
Secondary products and miscellaneous receipts		334511-SM						
Secondary products		334511-S	12/91	132.8	132.8	(³)	(³)	(³)
Automatic environmental control mfg	334512		12/79	197.0	197.1	199.1	1.7	1.0
Primary products		334512-P	12/79	188.9	189.1	190.6	1.7	.8
Automatic building, refrigeration and appliance controls		334512-3	12/03	100.8	100.9	101.7	1.7	.8
Secondary products and miscellaneous receipts		334512-SM						
Secondary products		334512-S	12/79	193.2	193.2	197.7	2.1	2.3
Industrial process control mfg	334513		06/83	164.4	164.4	164.8	2.4	.2
Primary products		334513-P	06/83	171.6	171.6	172.1	2.7	.3
Industrial process control instrument mfg		334513-1	12/03	102.4	102.4	102.7	2.7	.3
Secondary products and miscellaneous receipts		334513-SM						
Miscellaneous receipts		334513-M	06/83	140.9	140.9	(³)	(³)	(³)
Secondary products		334513-S	06/83	131.1	131.2	132.0	1.9	.6
Total fluid meter & counting device mfg	334514		12/85	128.7	129.5	129.6	1.7	.1
Primary products		334514-P	12/85	129.4	130.2	130.3	1.6	.1
Integrating and totalizing meters for gas and liquids		334514-2	12/85	138.4	141.0	141.0	2.1	0
Gas meters		334514-21	12/85	158.3	158.3	158.3	1.9	0
Liquid meters		334514-23	12/85	130.5	133.9	133.9	2.2	0
Counting devices		334514-3	12/85	140.0	140.5	141.1	2.2	.4
Motor vehicle instruments		334514-4	12/85	93.9	93.9	93.9	1.2	0
Secondary products and miscellaneous receipts		334514-SM						
Secondary products		334514-S	12/85	129.7	131.2	131.2	3.4	0
Electricity measuring/testing instrument mfg	334515		12/83	141.4	142.1	142.0	.8	-1
Primary products		334515-P	12/83	139.2	140.1	139.5	.6	-4
Test equipment for testing electrical, radio & communication circuits, & motors		334515-3	12/83	142.2	142.9	142.3	.4	-4
Automatic test and measurement equipment		334515-31	12/83	102.2	103.2	101.7	.4	-1.5
Combination and/or group test sets		334515-311	12/00	107.5	(³)	(³)	(³)	(³)
Semiconductor component test equipment		334515-312	12/83	101.7	(³)	101.7	.3	(³)
Other automatic test and measurement equipment		334515-313	12/00	115.3	115.3	115.3	3.3	0
Communications test equipment		334515-32	06/89	116.5	116.5	118.4	.8	1.6
Other test equipment for electric circuits and motors, including parts		334515-33	12/00	99.5	99.5	99.5	.1	0
Other instruments to measure electricity		334515-5	12/83	150.5	156.2	(³)	(³)	(³)
Secondary products and miscellaneous receipts		334515-SM						
Miscellaneous receipts		334515-M	03/87	157.2	157.2	163.0	3.7	3.7
Secondary products		334515-S	12/83	(³)	(³)	(³)	(³)	(³)
Analytical laboratory instrument mfg	334516		12/85	128.3	128.3	128.3	1.4	0
Primary products		334516-P	12/85	130.1	130.2	130.2	1.5	0
Chromatographic instruments		334516-31	12/85	138.5	138.5	138.5	-2	0
Spectrophotometric instruments, incl spectroscopy instruments		334516-32	12/85	141.3	141.3	141.3	-4	0
Clinical laboratory instrumentation		334516-34	06/99	124.3	124.3	124.3	5.9	0
Other analytical instruments, including parts, components, and accessories		334516-35	06/99	106.1	106.2	106.2	.7	0
Secondary products and miscellaneous receipts		334516-SM						
Miscellaneous receipts		334516-M	12/85	151.2	151.2	151.2	2.3	0
Secondary products		334516-S	12/85	100.0	100.0	100.0	(³)	0
Irradiation apparatus manufacturing	334517		06/90	111.1	111.4	111.3	-.4	-1
Primary products		334517-P	06/85	113.7	114.1	114.0	-.6	-1
Medical and dental diagnostic irradiation equipment		334517-51	06/90	109.4	(³)	(³)	(³)	(³)
Digital, conventional, and dental x-ray equipment		334517-511	12/03	94.7	(³)	(³)	(³)	(³)
All other irradiation equipment, incl parts and accessories		334517-91	06/90	113.0	114.0	113.8	1.6	-.2
Secondary products and miscellaneous receipts		334517-SM						
Miscellaneous receipts		334517-M	06/90	103.3	103.3	(³)	(³)	(³)
Watch, clock & part mfg	334518		12/03	103.6	104.2	104.2	4.2	0
Primary products		334518-P	12/03	104.5	104.8	104.8	4.8	0
Watches, watchcases, movements or modules, and watch parts		334518-1	12/89	110.1	110.9	110.9	1.0	0
Clocks, timing mechanisms, time recording devices, time switches, and parts		334518-3	12/03	105.1	105.3	105.4	5.4	.1
Secondary products and miscellaneous receipts		334518-SM						
Miscellaneous receipts		334518-M	12/03	100.0	(³)	(³)	(³)	(³)
Secondary products		334518-S	12/03	99.6	101.9	101.9	1.9	0
Other measuring & controlling device mfg	334519		06/85	143.9	144.0	143.9	.1	-1
Primary products		334519-P	06/85	139.6	139.6	139.5	0	-1

See footnotes at end of table.

Table 5. Producer price indexes for the net output of selected industries and their products, not seasonally adjusted
—Continued

Industry and product ¹	Industry code	Product code	Index base	Index			Percent change to Dec. 2004 from:	
				Aug. 2004 ²	Nov. 2004 ²	Dec. 2004 ²	Dec. 2003	Nov. 2004
Other measuring & controlling device mfg—Continued								
Aircraft engine instruments, except flight		334519-1	06/85	134.0	134.6	134.1	-0.8	-0.4
Physical properties and kinematic testing equipment		334519-3	06/85	142.5	142.4	142.4	0	0
Commercial, geophysical, and general purpose instruments		334519-7	06/85	148.4	148.4	148.0	.3	-3
Geophysical and meteorological instruments		334519-71	12/91	103.0	103.0	103.0	.1	0
General purpose and commercial instruments		334519-72	06/85	163.7	163.7	162.6	.4	-7
Surveying and drafting instruments		334519-9	12/91	111.7	111.7	111.7	-4	0
Secondary products and miscellaneous receipts		334519-SM						
Miscellaneous receipts		334519-M	06/85	186.8	186.8	186.8	1.1	0
Secondary products		334519-S	06/85	137.7	138.3	138.3	.4	0
Mfg & reproducing magnetic & optical media	3346		12/03	96.8	97.2	96.9	-3.1	-3
Mfg & reproducing magnetic & optical media	33461		12/03	96.8	97.2	96.9	-3.1	-3
Prerecorded CD/tape/record reproducing	334612		12/03	97.1	98.2	97.9	-2.1	-3
Primary products		334612-P	12/03	96.8	98.1	97.8	-2.2	-3
Reproduction of full length audio discs		334612-01	12/03	96.2	101.9	101.1	1.1	-8
Reproduction of video recording media		334612-03	12/03	96.6	95.9	95.8	-4.2	-1
All other reproduction of audio recording media (incl. audio tapes)		334612-06	12/03	98.3	98.3	98.3	-1.7	0
Secondary products and miscellaneous receipts		334612-SM						
Miscellaneous receipts		334612-M	12/03	100.5	98.6	98.6	-1.4	0
Secondary products		334612-S	12/03	100.0	101.6	101.6	1.6	0
Magnetic and optical recording media manufacturing	334613		06/91	69.5	69.4	69.2	(¹)	-3
Primary products		334613-P	06/91	70.1	70.0	69.7	(¹)	-4
Unrecorded magnetic tape incl. packaged and bulk		334613-1	06/91	69.9	69.5	69.5	(¹)	0
Packaged magnetic tape for computer use		334613-11	12/03	94.5	(¹)	(¹)	(¹)	(¹)
Other magnetic tape incl. bulk & packaged for audio and video		334613-12	12/03	99.7	99.5	99.5	-5	0
Other media incl. optical and magnetic disks and parts		334613-2	12/03	95.7	96.1	95.2	-4.8	-9
Optical disks		334613-21	10/00	54.0	55.0	53.1	(¹)	-3.5
Secondary products and miscellaneous receipts		334613-SM						
Electrical equip, appliance & component mfg	335		12/03	103.8	104.4	105.0	5.0	.6
Electric lighting equipment mfg	3351		12/03	100.6	101.4	102.1	2.1	.7
Electric lamp bulb & part mfg	33511		12/03	97.0	97.2	97.1	-2.9	-1
Electric lamp bulb & part mfg	335110		12/83	106.7	106.9	106.8	-2.9	-1
Primary products		335110-P	12/83	105.6	105.8	105.7	-3.1	-1
Large incandescent lamps, except photographic and Christmas tree		335110-2	12/83	112.7	110.9	110.7	-4.7	-2
General lighting		335110-21	12/83	95.5	95.2	98.5	-5.3	3.5
White lamps, 15-150 watts, 100-130 volts		335110-211	12/83	103.1	(¹)	108.6	2.5	(¹)
Tungsten halogen (quartz iodine), excluding 650 watt sungun lamps		335110-26	12/83	57.8	56.5	56.7	(¹)	.4
All other large incandescent lamps (special purpose) including traffic and street lighting		335110-28	07/85	154.8	144.5	(¹)	(¹)	(¹)
Electric discharge lamps, except Christmas tree		335110-4	12/83	92.9	94.5	95.4	-3.3	1.0
Fluorescent, hot cathode		335110-42	12/83	85.6	86.3	86.8	-5.7	.6
Slimline, single pin base, including rapid start		335110-421	12/83	93.6	91.5	94.0	2.2	2.7
Other fluorescent hot cathode lamps, below 40 watts		335110-424	12/91	88.2	88.9	89.2	-9.4	.3
Other fluorescent hot cathode lamps, 40 watts and over, including preheat-rapid start		335110-425	12/83	73.7	75.1	75.1	-8.9	0
Miscellaneous electrical discharge		335110-43	12/83	111.3	117.9	119.8	5.5	1.6
General lighting high intensity lamps		335110-432	12/91	75.4	77.9	77.5	-3.6	-5
Secondary products and miscellaneous receipts		335110-SM						
Lighting fixture mfg	33512		12/03	101.7	102.7	103.6	3.6	.9
Residential electric lighting fixture mfg	335121		12/83	145.7	145.4	148.1	4.1	1.9
Primary products		335121-P	12/83	145.0	145.7	149.0	5.7	2.3
Residential electric lighting fixtures (except portable) & parts		335121-1	12/83	141.0	142.3	143.0	3.4	.5
Residential portable lighting fixtures incl. parts & accessories		335121-3	12/83	149.8	149.7	156.7	8.9	4.7
Secondary products and miscellaneous receipts		335121-SM						
Miscellaneous receipts		335121-M	03/99	100.7	(¹)	101.0	1.6	(¹)
Secondary products		335121-S	12/83	178.0	(¹)	170.1	-4.4	(¹)
Commercial electric lighting fixture mfg	335122		06/81	152.9	154.3	155.5	3.5	.8
Primary products		335122-P	06/81	151.4	152.5	153.9	3.5	.9
Electric lighting fixtures, commercial and institutional types		335122-2	06/81	149.4	150.6	152.2	4.0	1.1
Incandescent fixtures		335122-201	06/81	170.2	170.2	173.6	4.2	2.0
Other incandescent fixtures, including portable		335122-20119	06/81	122.6	122.6	125.9	5.7	2.7
Mercury and other high-intensity discharge fixtures		335122-202	06/81	170.8	177.3	177.3	4.8	0
Fluorescent fixtures, except portable		335122-203	06/81	141.5	142.7	144.0	4.0	.9
Recessed non-air handling		335122-20353	06/81	119.4	119.7	(¹)	(¹)	(¹)
Striplights		335122-20354	06/81	130.6	130.6	(¹)	(¹)	(¹)
Surface or pendant		335122-20358	06/81	200.1	202.9	202.9	8.0	0

See footnotes at end of table.

Table 5. Producer price indexes for the net output of selected industries and their products, not seasonally adjusted
—Continued

Industry and product ¹	Industry code	Product code	Index base	Index			Percent change to Dec. 2004 from:	
				Aug. 2004 ²	Nov. 2004 ²	Dec. 2004 ²	Dec. 2003	Nov. 2004
Commercial electric lighting fixture mfg—Continued								
All other fluorescent fixtures		335122-20363	03/87	(³)	(³)	(³)	(³)	(³)
Component or renewal parts for commercial or institutional fixtures, sold separately		335122-204	06/81	(³)	(³)	(³)	(³)	(³)
Electric lighting fixtures, industrial types		335122-3	06/81	152.3	152.3	(³)	(³)	(³)
General fixtures, except portable		335122-305	06/81	146.7	146.7	(³)	(³)	(³)
Fluorescent fixtures		335122-30513	06/81	146.8	146.8	(³)	(³)	(³)
Secondary products and miscellaneous receipts		335122-SM						
Secondary products		335122-S	06/81	178.9	182.4	183.1	4.0	.4
Other lighting equipment mfg	335129		06/85	119.5	122.0	122.4	3.5	.3
Primary products		335129-P	06/85	118.6	121.6	122.0	4.1	.3
Outdoor lighting equipment (including parts and accessories)		335129-1	06/85	129.2	133.1	133.8	5.3	.5
Electric and nonelectric lighting equipment, nec incl. parts and accessories		335129-3	06/85	101.1	102.8	(³)	(³)	(³)
Secondary products and miscellaneous receipts		335129-SM						
Miscellaneous receipts		335129-M	05/89	106.4	106.4	(³)	(³)	(³)
Secondary products		335129-S	06/85	127.1	128.0	128.0	2.2	0
Household appliance mfg	3352		12/84	103.0	103.5	103.4	.7	-.1
Small electrical appliance mfg	33521		12/03	99.5	99.4	99.6	-.4	.2
Electric housewares & fan mfg	335211		12/82	110.6	110.3	110.6	.8	.3
Primary products		335211-P	12/82	108.9	108.5	108.9	.4	.4
Electric fans, except industrial-type		335211-1	12/82	109.3	108.2	109.3	1.1	1.0
Small electric household appliances, except fans & baseboard units		335211-3	12/82	105.5	(³)	(³)	(³)	(³)
Parts and attachments for small household electric appliances		335211-5	12/82	(³)	(³)	(³)	(³)	(³)
Secondary products and miscellaneous receipts		335211-SM						
Miscellaneous receipts		335211-M	01/86	80.7	80.7	(³)	(³)	(³)
Secondary products		335211-S	12/82	150.1	149.0	150.1	2.5	.7
Household vacuum cleaner mfg	335212		12/82	103.9	104.3	104.3	-2.6	0
Primary products		335212-P	12/82	100.1	100.4	100.4	-2.7	0
Household vacuum cleaners, including parts and attachments		335212-1	12/82	100.1	100.4	100.4	-2.7	0
Upright and stick vacuum cleaners		335212-133	12/82	85.3	85.5	85.5	-3.0	0
Canister, tank, and all other general purpose vacuum cleaners		335212-137	12/82	103.7	103.7	103.7	-3.2	0
All other vacuum cleaner types and parts and attachments		335212-139	12/00	95.7	97.1	97.0	-1.5	-.1
Secondary products and miscellaneous receipts		335212-SM						
Miscellaneous receipts		335212-M	12/82	170.1	170.1	170.1	.1	0
Major appliance mfg	33522		12/03	100.7	101.3	101.1	1.1	-.2
Household cooking appliance mfg	335221		06/81	105.5	106.3	106.5	-.8	.2
Primary products		335221-P	06/81	100.1	100.9	101.0	-1.0	.1
Electric and microwave household cooking units and parts		335221-1	06/81	89.2	89.2	89.7	-1.4	.6
Gas household units and related parts and accessories		335221-3	06/81	106.3	108.4	108.1	-1.6	-.3
Other household cooking equipment, including outdoor		335221-4	06/81	127.9	129.1	129.1	.6	0
Secondary products and miscellaneous receipts		335221-SM						
Miscellaneous receipts		335221-M	12/02	100.0	(³)	100.0	0	(³)
Secondary products		335221-S	06/81	153.9	153.9	153.9	.4	0
Household refrigerator & freezer mfg	335222		12/81	96.1	97.3	96.8	.4	-.5
Primary products		335222-P	12/81	90.8	92.0	91.5	.4	-.5
Household refrigerators, including combination refrigerator-freezers		335222-1	12/81	88.2	89.4	88.9	.5	-.6
Food freezers, complete units, for freezing and/or storing (household type)		335222-2	04/82	117.3	118.3	118.3	2.0	0
Parts and attachments for household refrigerators and freezers		335222-3	11/99	81.9	(³)	(³)	(³)	(³)
Secondary Products and Miscellaneous Receipts		335222-SM						
Miscellaneous Receipts		335222-M	12/02	(³)	(³)	(³)	(³)	(³)
Secondary products		335222-S	12/81	162.1	162.1	162.1	-1.0	0
Household laundry equipment mfg	335224		12/79	128.9	129.5	129.0	0	-.4
Primary products		335224-P	12/79	128.3	128.9	128.4	0	-.4
Household laundry equipment and parts		335224-8	12/02	99.3	99.7	99.4	.1	-.3
Other major household appliance mfg	335228		12/82	152.2	152.1	152.1	5.3	0
Primary products		335228-P	12/82	141.0	142.0	141.3	5.8	-.5
Electric water heaters		335228-1	12/82	175.0	177.8	177.8	15.7	0
Non-electric water heaters		335228-2	12/82	195.3	198.1	198.1	12.6	0
Household appliances and part, n.e.c.		335228-5	12/82	101.7	(³)	(³)	(³)	(³)
Secondary products and miscellaneous receipts		335228-SM						
Electrical equipment mfg	3353		12/03	102.5	103.2	104.2	4.2	1.0
Electrical equipment mfg	33531		12/03	102.5	103.2	104.2	4.2	1.0
Power/distribution/specialty transformer mfg	335311		06/81	146.1	151.3	156.4	10.1	3.4
Primary products		335311-P	06/81	144.2	149.7	154.9	10.5	3.5

See footnotes at end of table.

Table 5. Producer price indexes for the net output of selected industries and their products, not seasonally adjusted

—Continued

Industry and product ¹	Industry code	Product code	Index base	Index			Percent change to Dec. 2004 from:	
				Aug. 2004 ²	Nov. 2004 ²	Dec. 2004 ²	Dec. 2003	Nov. 2004
Power/distribution/specialty transformer mfg—Continued								
Fluorescent lamp ballast		335311-3	06/81	130.4	137.9	137.9	6.1	0.0
Commercial, institutional and industrial general purpose transformers		335311-6	06/81	188.1	204.5	(³)	(³)	(³)
Power regulators, boosters, and other transformers and parts for all transformer		335311-7	01/00	101.5	(³)	(³)	(³)	(³)
Specialty transformers, except fluorescent lamp ballast		335311-8	06/81	88.9	88.9	88.9	1.6	0
Power and distribution transformers, except parts		335311-9	12/99	101.7	105.6	110.3	13.0	4.5
Secondary products and miscellaneous receipts		335311-SM						
Motor & generator mfg								
Primary products	335312	335312-P	06/83	147.1	147.9	149.0	4.0	.7
Integral motor generator sets and other rotating equipment, including hermetics		335312-A	12/99	96.3	97.6	(³)	(³)	(³)
Parts, supplies for motors, generators, and generator sets		335312-C	12/87	139.2	138.2	140.0	7.8	1.3
Fractional horsepower motors and generators (excluding hermetics)		335312-1	06/83	133.7	135.5	136.7	4.1	.9
Integral horsepower motors and generators other than for trans. equipment		335312-3	06/83	153.9	154.2	156.5	4.8	1.5
Land transportation motors, generators, and control equipment, excluding parts		335312-5	06/83	145.9	133.7	(³)	(³)	(³)
Prime mover generator sets, except steam or hydraulic turbine		335312-7	06/83	143.0	(³)	(³)	(³)	(³)
Secondary products and miscellaneous receipts		335312-SM						
Miscellaneous receipts		335312-M	12/86	136.2	136.2	136.2	.1	0
Secondary products		335312-S	06/83	180.2	(³)	(³)	(³)	(³)
Switchgear & switchboard apparatus mfg								
Primary products	335313	335313-P	06/85	155.8	153.7	154.5	3.1	.5
Switchgear, except ducts and control circuit relays		335313-1	06/85	157.2	154.8	155.7	3.5	.6
Power circuit breakers, all voltages		335313-2	06/85	146.9	146.6	147.0	1.3	.3
Panelboards, distribution boards and other switching and interrupting devices		335313-3	06/85	110.9	111.3	113.1	7.3	1.6
Molded case circuit breakers		335313-5	06/85	168.5	168.8	170.7	5.4	1.1
Secondary products and miscellaneous receipts		335313-SM						
Secondary products		335313-S	06/85	154.3	147.1	(³)	(³)	(³)
164.5			06/85	(³)	(³)	(³)	(³)	(³)
Relay & industrial control mfg								
Primary products	335314	335314-P	06/85	155.1	156.8	157.7	2.8	.6
Relays		335314-1	06/85	154.1	155.9	156.9	3.2	.6
General purpose electromechanical relays		335314-11	06/90	148.9	152.4	153.1	2.4	.5
Over 100 MW actuating power and sealed		335314-111	06/90	118.3	126.6	126.2	7.8	-.3
0.0 to 10 amps contact rating		335314-11101	06/90	95.9	(³)	103.1	8.8	(³)
Over 10 amps contact rating		335314-11102	06/90	92.1	(³)	(³)	(³)	(³)
Timing relays (timers)		335314-172	06/90	(³)	(³)	(³)	(³)	(³)
Solid-state pure		335314-17202	06/90	127.2	127.2	127.2	.6	0
All other timing relays, incl pneumatic, electronic, etc.		335314-17203	06/90	133.6	133.6	133.6	.5	0
Relays for industrial controls, all voltages, n.e.c.		335314-181	06/90	126.9	126.9	126.9	.6	0
All other general purpose relays, n.e.c.		335314-191	05/85	162.8	167.3	169.8	4.4	1.5
Specific purpose industrial controls		335314-2	06/85	233.4	233.4	233.4	.1	0
Definite purpose contactors and starters, 600 volts and less		335314-214	06/85	130.1	130.9	131.3	2.1	.3
Programmable controllers, sold separately		335314-216	06/85	(³)	(³)	(³)	(³)	(³)
Other specific, special or definite purpose controls and devices		335314-217	06/85	125.2	125.2	125.2	.3	0
General purpose industrial controls		335314-3	06/85	150.7	153.0	153.7	4.4	.5
A.C. full voltage starters, 1000 volts or less, excl. adj. speed & sync. motor s		335314-311	06/85	164.3	166.5	168.3	4.6	1.1
A.C. contactors, 1000 volts or less, excl. adj. speed & sync. motor controls		335314-312	06/85	218.6	232.6	(³)	(³)	(³)
Synchronous motor starters, 1000 volts or less		335314-314	06/90	223.1	(³)	(³)	(³)	(³)
Limit switches (positioning sensors)		335314-318	06/85	(³)	(³)	(³)	(³)	(³)
Electromechanical positioning sensors		335314-31801	06/90	160.8	160.8	(³)	(³)	(³)
Controls for packaged adjustable speed drives		335314-324	06/85	(³)	(³)	(³)	(³)	(³)
All other general industry devices and systems, n.e.c.		335314-329	06/85	114.3	114.3	(³)	(³)	(³)
Motor control accessories and parts for industrial controls		335314-4	06/90	145.0	145.0	145.3	1.6	.2
Motor control and starter accessories, excl. overload relays		335314-411	06/90	139.6	141.5	141.5	1.6	0
Parts for industrial controls, excl relays		335314-412	06/85	155.2	161.0	161.0	4.5	0
Secondary products and miscellaneous receipts		335314-SM						
Miscellaneous receipts		335314-M	06/85	168.8	(³)	(³)	(³)	(³)
Secondary products		335314-S	06/85	212.4	214.4	214.4	.9	0
129.4			06/85	129.4	129.4	130.0	.3	.5
Other electrical equipment & component mfg								
Battery mfg	33591		12/03	107.9	108.3	109.1	9.1	.7
Storage battery mfg								
Primary products	335911	335911-P	12/84	102.4	104.2	104.4	4.4	.2
Lead acid type, BCI dimensional size group 8D or smaller		335911-3	12/84	121.4	123.9	124.2	6.0	.2
Lead acid type, larger than BCI dimensional size group 8D		335911-4	12/84	120.1	122.6	122.9	6.1	.2
Storage batteries, except lead acid, including parts for all storage batteries		335911-5	02/85	115.9	118.8	119.2	6.9	.3
Secondary products and miscellaneous receipts		335911-SM						
Miscellaneous receipts		335911-M	12/92	134.7	136.3	136.4	4.4	.1
142.8			02/85	142.8	146.4	146.4	5.2	0
113.7			12/92	113.7	113.7	115.3	(³)	1.4
Primary battery mfg								
	335912		12/80	164.8	166.7	166.7	1.4	0

See footnotes at end of table.

Table 5. Producer price indexes for the net output of selected industries and their products, not seasonally adjusted
—Continued

Industry and product ¹	Industry code	Product code	Index base	Index			Percent change to Dec. 2004 from:	
				Aug. 2004 ²	Nov. 2004 ²	Dec. 2004 ²	Dec. 2003	Nov. 2004
Primary battery mfg—Continued								
Primary products		335912-P	12/80	168.6	170.4	170.4	1.3	0.0
All primary batteries, dry and wet		335912-9	06/03	100.7	101.8	101.8	1.3	0
Secondary products and miscellaneous receipts		335912-SM						
Miscellaneous receipts		335912-M	11/93	116.9	(¹)	(¹)	(¹)	(¹)
Secondary products		335912-S	12/80	270.4	(¹)	(¹)	(¹)	(¹)
Communications & energy wire & cable mfg	33592		12/03	107.0	108.9	111.1	11.1	2.0
Fiber optic cable manufacturing	335921		12/03	93.3	93.4	93.4	-6.6	0
Primary products		335921-P	12/03	91.1	91.2	91.2	-8.8	0
Fiber optic cable		335921-1	12/03	91.1	91.2	91.2	-8.8	0
Secondary products and miscellaneous receipts		335921-SM	12/03	(¹)	(¹)	(¹)	(¹)	(¹)
Other communication and energy wire mfg	335929		12/03	110.5	112.9	115.7	15.7	2.5
Primary products		335929-P	12/03	112.3	115.1	118.0	18.0	2.5
Electronic wire and cable, made in plants that draw wire		335929-A	12/82	168.0	167.1	168.3	8.9	.7
Telephone & telegraph wire & cable, made in plants that draw wire		335929-B	12/82	(¹)	(¹)	(¹)	(¹)	(¹)
Control & signal wire & cable, made in plants that draw wire		335929-C	12/82	214.6	213.3	217.3	(¹)	1.9
Building wire and cable, made in plants that draw wire		335929-D	12/82	165.0	172.6	183.0	29.3	6.0
Other insulated wire & cable, inc automotive, made in plants that draw wire		335929-E	12/82	166.1	170.1	170.6	13.8	.3
Power wire and cable, made in plants that draw wire		335929-1	12/82	122.0	129.5	129.9	12.5	.3
Secondary products and miscellaneous receipts		335929-SM						
Secondary products		335929-S	12/03	98.5	(¹)	100.6	.6	(¹)
Wiring device mfg	33593		12/03	117.8	115.3	115.3	15.3	0
Current-carrying wiring device mfg	335931		12/81	144.7	146.6	146.4	3.7	-1
Primary products		335931-P	12/81	142.7	144.7	144.6	3.8	-1
Convenience and power outlets (excluding pin and sleeve)		335931-2	12/81	85.0	(¹)	(¹)	(¹)	(¹)
Switches for electrical circuitry		335931-3	12/99	99.3	100.9	100.9	6.8	0
Wire connectors for electrical circuitry		335931-5	12/81	139.2	141.8	141.2	2.1	-4
Current-carrying wiring devices, n.e.c.		335931-6	12/99	100.9	101.7	101.9	2.9	.2
Lampholders		335931-7	12/81	152.4	153.6	155.1	1.8	1.0
Secondary products and miscellaneous receipts		335931-SM						
Miscellaneous receipts		335931-M	12/93	100.5	102.2	(¹)	(¹)	(¹)
Secondary products		335931-S	12/81	154.1	154.1	154.1	.1	0
Noncurrent-carrying wiring device mfg	335932		12/81	256.2	242.6	243.2	29.5	.2
Primary products		335932-P	12/81	248.2	235.5	236.1	30.9	.3
Electrical transmission line and utility pole hardware		335932-1	12/81	174.3	176.7	179.9	9.4	1.8
Pole and transmission line construction materials, commercially available		335932-112	12/81	167.3	168.7	(¹)	(¹)	(¹)
Pole and transmission line anchors		335932-113	12/93	139.0	157.9	164.0	73.0	3.9
Electrical conduit and conduit fittings		335932-2	12/81	284.4	253.0	252.9	52.5	0
Electrical conduit, raceways, and wireways		335932-21	12/86	253.6	215.1	215.1	86.9	0
Flexible nonmetallic conduit, including plastics and liquid-tight		335932-217	12/86	141.4	141.4	141.4	2.6	0
Electrical conduit fittings		335932-28	12/86	193.2	194.7	194.4	5.5	-2
All other rigid metal conduit fittings, including couplings, nipples, bends, and elbows		335932-282	12/81	241.4	242.8	242.8	6.7	0
All other rigid metal conduit fittings		335932-28259	12/93	146.1	146.1	146.1	4.1	0
Cable, cord, and flexible conduit fittings		335932-286	04/82	228.2	239.7	238.2	7.7	-6
Armored cable, metallic sheathed cable, and flexible conduit fittings		335932-28611	04/82	213.7	224.5	223.1	7.9	-6
All other noncurrent-carrying wiring devices		335932-3	12/81	233.7	245.5	245.5	11.7	0
Stamped metal boxes, covers, and accessories, including stamped conduit boxes		335932-33	12/81	222.1	239.3	239.3	13.1	0
Stamped metal switch and receptacle boxes		335932-331	12/81	205.7	221.6	221.6	10.9	0
Cast metal boxes, covers, gaskets, and accessories		335932-34	12/81	278.0	278.0	278.0	15.8	0
Outlet type		335932-342	12/93	153.0	(¹)	(¹)	(¹)	(¹)
All other noncurrent-carrying wiring devices		335932-37	12/81	240.4	240.4	240.5	5.2	0
All other noncurrent-carrying wiring devices, n.e.c.		335932-379	12/93	147.6	147.6	147.7	5.1	.1
Secondary products and miscellaneous receipts		335932-SM						
Secondary products		335932-S	12/81	228.9	228.9	228.9	5.1	0
All other electrical equipment & component mfg	33599		12/03	102.3	102.5	102.4	2.4	-1
Carbon & graphite product mfg	335991		06/85	118.4	118.8	118.7	5.8	-1
Primary products		335991-P	06/85	119.1	118.9	118.8	5.8	-1
Carbon and graphite electrodes for electric furnaces and electrolytic cell use		335991-1	06/85	112.4	111.5	(¹)	(¹)	(¹)
All other carbon and graphite products		335991-3	12/03	101.7	102.1	102.0	2.0	-1
Secondary products and miscellaneous receipts		335991-SM						
All other mis electrical equip & component mfg	335999		12/03	101.4	101.6	101.5	1.5	-1
Primary products		335999-P	12/03	100.9	101.2	101.0	1.0	-2
Apparatus wire made from purchased insulated wire		335999-B	12/03	106.4	107.1	106.5	6.5	-6
Electronic sys & equip, nec (incl auto garage door opener & amplifier)		335999-C	12/00	101.6	101.6	101.6	.5	0
Other electrical equipment (except for industrial use), nec		335999-D	12/03	100.1	100.1	100.1	.1	0
Rectifying apparatus, except electronic		335999-3	12/85	120.0	120.4	120.0	.8	-3

See footnotes at end of table.

Table 5. Producer price indexes for the net output of selected industries and their products, not seasonally adjusted

—Continued

Industry and product ¹	Industry code	Product code	Index base	Index			Percent change to Dec. 2004 from:	
				Aug. 2004 ²	Nov. 2004 ²	Dec. 2004 ²	Dec. 2003	Nov. 2004
All other mis electrical equip & component mfg—Continued								
Semiconductor and power conversion apparatus		335999-31	12/85	118.5	118.5	118.5	0.9	0.0
Other rectifying (power conversion) apparatus		335999-32	12/85	111.4	112.7	111.6	.9	-1.0
Other electrical equipment for industrial use, except electronic		335999-5	12/03	101.2	101.7	101.8	1.8	.1
Secondary products and miscellaneous receipts		335999-SM						
Miscellaneous receipts		335999-M	12/03	103.3	103.3	103.3	3.3	0
Secondary products		335999-S	12/03	105.7	105.7	105.7	5.7	0
Transportation equipment mfg	336		12/03	99.8	102.7	102.8	2.8	.1
Motor vehicle mfg	3361		12/03	96.6	101.8	101.4	1.4	-.4
Automobile & light duty motor vehicle mfg	33611		12/03	96.2	101.8	101.3	1.3	-.5
Automobile and light duty motor vehicle mfg	336110		06/82	132.4	140.0	139.4	1.3	-.4
Primary products		336110-P	06/82	131.5	139.2	138.6	1.3	-.4
Passengers cars and chassis		336110-1	06/82	128.3	134.2	133.7	1.8	-.4
Trucks, truck tractors, & bus chassis 14,000 lb or less, incl. minivans & suvs ..		336110-2	06/82	143.8	153.9	153.2	1.0	-.5
Secondary products and miscellaneous receipts		336110-SM	08/93	(³)	(³)	(³)	(³)	(³)
Heavy duty truck mfg	336120		12/03	102.4	102.5	102.5	2.5	0
Primary products		336120-P	12/03	102.6	102.7	102.6	2.6	-.1
Trucks, tractors, and bus chassis, 14,001 to 33,000 lbs		336120-1	12/03	100.4	(³)	100.4	.4	(³)
Trucks, truck tractors, and bus chassis, 33,001 lbs or more		336120-2	06/87	144.3	143.7	143.9	3.0	.1
Firefighting vehicles, military vehicles and buses		336120-3	12/03	100.0	(³)	(³)	(³)	(³)
Buses and military vehicles, except trolley buses		336120-31	12/03	(³)	(³)	(³)	(³)	(³)
Firefighting vehicles		336120-32	06/82	185.2	(³)	(³)	(³)	(³)
Secondary products and miscellaneous receipts		336120-SM						
Motor vehicle body & trailer mfg	3362		12/03	105.0	106.9	107.2	7.2	.3
Motor vehicle body mfg	336211		12/82	179.3	182.0	183.9	9.2	1.0
Primary products		336211-P	12/82	179.3	181.7	182.8	8.2	.6
Truck, bus, car, and other vehicle bodies, for sale separately		336211-1	12/82	181.0	184.5	185.9	10.1	.8
Complete vehicles produced on purchased chassis		336211-3	12/82	181.4	181.5	181.9	4.4	.2
Secondary products and miscellaneous receipts		336211-SM						
Miscellaneous receipts		336211-M	12/82	199.6	204.7	218.4	20.3	6.7
Secondary products		336211-S	12/82	153.1	156.6	157.0	8.1	.3
Truck Trailer Mfg	336212		12/79	167.2	172.7	171.9	9.3	-.5
Primary products		336212-P	12/79	166.5	171.9	171.0	9.7	-.5
Truck trailers and chassis, with axle rating of 10,000 lbs or more		336212-1	12/79	165.4	170.3	170.1	10.0	-.1
Truck trailers and chassis, with axle rating of less than 10,000 lbs		336212-3	11/84	154.4	167.9	156.3	5.3	-6.9
Secondary products and miscellaneous receipts		336212-SM						
Secondary products		336212-S	12/79	164.9	169.3	169.3	3.2	0
Motor home mfg	336213		06/84	165.8	166.4	166.4	4.5	0
Primary products		336213-P	06/84	167.3	167.9	167.9	4.7	0
Conventional (type A)		336213-101	06/84	170.0	170.1	170.1	4.4	0
Secondary products and miscellaneous receipts		336213-SM						
Secondary products		336213-S	12/97	112.5	(³)	(³)	(³)	(³)
Travel trailers and campers	336214		12/03	101.9	103.5	103.7	3.7	.2
Primary products		336214-P	12/03	101.9	102.8	103.1	3.1	.3
Travel trailers		336214-1	06/84	140.5	141.5	142.3	2.0	.6
Conventional travel trailers		336214-11	06/90	116.8	118.3	118.7	2.3	.3
Fifth wheel travel trailers		336214-12	06/90	124.7	124.9	125.8	1.6	.7
Less than 30 feet in length		336214-125	06/90	116.3	116.6	118.5	3.3	1.6
30 feet or more in length		336214-128	06/90	133.1	133.1	133.3	.5	.2
Automobile and light truck trailers		336214-3	12/92	126.4	128.8	128.5	3.1	-.2
Automobile and light truck horse trailers, excl. those pulled by truck tractors ..		336214-31	12/92	106.9	107.8	107.8	-10.8	0
Boat trailers		336214-32	06/85	158.6	162.0	163.9	9.3	1.2
Other automobile and light truck trailers		336214-33	12/00	109.2	111.5	110.0	5.1	-1.3
Camping trailers, campers, pickup covers, and parts		336214-5	06/84	156.8	156.9	157.0	5.2	.1
Camping trailers, campers, and pick-up covers		336214-51	12/97	117.2	117.3	117.5	1.3	.2
Parts and components, excluding appliances and furnishings		336214-53	06/84	131.8	131.8	131.8	12.3	0
Secondary products and miscellaneous receipts		336214-SM						
Miscellaneous receipts		336214-M	04/85	135.6	154.4	154.4	15.6	0
Secondary products		336214-S	06/84	157.6	160.4	160.4	(³)	0
Motor vehicle parts mfg	3363		12/03	101.5	102.4	103.3	3.3	.9
Carburetor, piston, piston ring & valve mfg	336311		12/82	131.0	131.4	131.6	1.9	.2
Primary products		336311-P	12/82	139.8	140.3	140.6	5.2	.2
Carburetors, new and rebuilt		336311-1	12/82	166.8	166.2	166.8	4.2	.4
Piston, piston rings, and piston pins (engine)		336311-3	12/82	107.3	107.5	107.7	-.3	.2

See footnotes at end of table.

Table 5. Producer price indexes for the net output of selected industries and their products, not seasonally adjusted
—Continued

Industry and product ¹	Industry code	Product code	Index base	Index			Percent change to Dec. 2004 from:	
				Aug. 2004 ²	Nov. 2004 ²	Dec. 2004 ²	Dec. 2003	Nov. 2004
Carburetor, piston, piston ring & valve mfg—Continued								
Valves (engine intake and exhaust)		336311-5	12/82	146.6	149.2	(³)	(³)	(³)
Secondary products and miscellaneous receipts		336311-SM						
Gasoline engine and engine parts mfg	336312		12/03	101.8	101.9	102.6	2.6	.7
Primary products		336312-P	12/03	102.0	102.0	102.8	2.8	.8
Gasoline engines and engine parts for motor vehicles, new		336312-1	12/88	97.1	97.1	97.8	2.7	.7
Gasoline engines and engine parts for motor vehicles, rebuilt		336312-3	12/03	101.3	101.3	104.1	4.1	2.8
Secondary products and miscellaneous receipts		336312-SM						
Secondary products		336312-S	12/03	100.3	100.5	100.5	.5	0
Vehicular lighting equipment mfg	336321		12/83	123.1	124.2	124.0	1.4	-.2
Primary products		336321-P	12/83	108.5	109.8	109.7	1.7	-.1
Vehicular lighting equipment (excluding bulbs) for all uses		336321-1	12/83	108.5	109.8	109.7	1.7	-.1
Motor vehicle lighting equipment		336321-11	12/83	99.9	99.2	99.2	-.8	0
Other than motor vehicle lighting equipment including fluorescent fixtures		336321-12	12/83	175.8	175.8	175.8	2.7	0
Component and renewal parts for vehicular lighting equipment		336321-13	06/93	97.4	108.4	107.1	12.3	-1.2
Secondary products and miscellaneous receipts		336321-SM						
Miscellaneous receipts		336321-M	12/83	97.9	98.4	98.4	1.5	0
Secondary products		336321-S	12/83	160.3	159.2	159.2	.3	0
Other motor vehicle electrical & electronic equipment mfg	336322		12/03	99.7	99.5	99.6	-.4	.1
Primary products		336322-P	12/03	99.8	99.5	99.7	-.3	.2
Parts for engine electrical and electronic equipment		336322-A	12/82	146.0	133.5	138.6	-7.2	3.8
Ignition harness and cable sets		336322-1	12/82	134.9	135.3	135.3	1.3	0
Battery charging alternators, generators, and regulators		336322-3	12/82	126.1	126.2	126.1	-.3	-.1
Cranking motors (starters)		336322-5	12/82	114.1	113.2	113.2	-2.2	0
Complete engine electrical equipment, nec		336322-9	12/82	114.0	114.1	114.4	.2	.3
Secondary products and miscellaneous receipts		336322-SM						
Miscellaneous receipts		336322-M	12/03	100.0	(³)	(³)	(³)	(³)
Secondary products		336322-S	12/03	98.6	98.6	98.4	-1.6	-.2
Motor vehicle steering & suspension parts mfg	336330		12/03	102.1	103.0	102.7	2.7	-.3
Primary products		336330-P	12/03	101.7	102.5	102.4	2.4	-.1
Motor vehicle steering and suspension components, new		336330-1	12/99	101.4	102.3	102.2	2.5	-.1
Motor vehicle shock absorbers, new		336330-11	12/88	108.9	108.9	(³)	(³)	(³)
Motor vehicle steering idler arms, drag links, and control arms, new		336330-13	12/82	127.8	(³)	128.9	-.7	(³)
Motor vehicle steering wheels, columns and gearboxes, new		336330-14	12/94	92.5	92.1	(³)	(³)	(³)
Other motor vehicle steering & suspension components, new		336330-16	12/99	102.3	103.6	103.6	5.0	0
Secondary and miscellaneous receipts		336330-SM						
Secondary products		336330-S	12/03	104.3	105.9	104.7	4.7	-1.1
Motor vehicle brake system mfg	336340		12/03	99.4	99.2	99.4	-.6	.2
Primary products		336340-P	12/03	99.4	99.2	99.4	-.6	.2
Motor vehicle brake parts and assemblies, new		336340-1	12/88	105.2	104.9	105.1	-.8	.2
Other brake parts, including cylinders, actuation units, & valves		336340-11	12/99	95.0	94.9	94.9	-1.9	0
Drum brake assemblies and parts, including linings & shoes		336340-12	12/99	99.3	98.2	99.3	.5	1.1
Disc brake assemblies and parts, including linings		336340-13	12/99	98.7	98.7	98.7	0	0
Secondary products and miscellaneous receipts		336340-SM						
Secondary products		336340-S	12/03	99.8	99.8	(³)	(³)	(³)
Motor vehicle transmission & power train parts mfg	336350		12/03	101.2	101.3	102.6	2.6	1.3
Primary products		336350-P	12/03	99.8	99.9	100.1	.1	.2
Motor vehicle drive train components, except wheels and brakes, new		336350-1	12/88	102.4	102.6	102.8	.1	.2
Motor vehicle complete transmissions		336350-11	12/99	98.5	98.5	98.6	1.1	.1
Parts for manual and automatic transmissions, new		336350-13	12/88	96.1	96.0	96.1	-1.2	.1
Motor vehicle axles and axle parts, new		336350-14	12/88	99.2	99.2	99.8	-1.1	.6
Other motor vehicle drive train components, except wheels and brakes, new		336350-15	12/99	97.1	97.6	97.5	.3	-.1
Motor vehicle drive train components, rebuilt		336350-3	12/03	99.1	100.2	(³)	(³)	(³)
Secondary products and miscellaneous receipts		336350-SM						
Secondary products		336350-S	12/03	100.2	101.2	101.2	1.2	0
Motor vehicle seating and interior trim mfg	336360		12/03	99.0	99.7	99.1	-.9	-.6
Primary products		336360-P	12/03	99.0	99.7	99.1	-.9	-.6
Automobile trimmings		336360-1	12/03	99.6	98.7	98.6	-1.4	-.1
Fabricated seat or safety belts, incl shoulder harnesses (except leather)		336360-2	12/03	96.1	96.1	(³)	(³)	(³)
Seats for public conveyance and aircraft		336360-3	12/01	97.2	99.0	98.0	-.4	-1.0
Seats for public conveyance (except aircraft), incl. automobiles, trucks, buses,		336360-301	12/03	99.2	100.4	99.1	-.9	-1.3
Seats for aircraft		336360-304	12/03	98.4	100.9	100.2	.2	-.7
Secondary products and miscellaneous receipts		336360-SM						
Miscellaneous receipts		336360-M	12/03	100.0	100.0	100.0	0	0
Secondary products		336360-S	12/03	100.3	100.3	100.3	.3	0
Motor vehicle metal stamping	336370		12/82	117.8	121.5	123.5	7.7	1.6
Primary products		336370-P	12/82	112.5	113.5	113.6	2.4	.1

See footnotes at end of table.

Table 5. Producer price indexes for the net output of selected industries and their products, not seasonally adjusted

—Continued

Industry and product ¹	Industry code	Product code	Index base	Index			Percent change to Dec. 2004 from:	
				Aug. 2004 ²	Nov. 2004 ²	Dec. 2004 ²	Dec. 2003	Nov. 2004
Motor vehicle metal stamping—Continued								
Original equipment automotive stampings		336370-1	12/82	109.8	110.9	111.0	2.7	0.1
Body panels		336370-101	12/82	103.7	103.6	103.6	-.3	0
Chassis parts and other original equipment automotive stampings		336370-102	12/82	121.7	125.7	126.2	9.7	.4
Replacement part automotive stampings		336370-3	12/82	137.6	137.6	137.6	.1	0
Secondary products and miscellaneous receipts		336370-SM						
Secondary products		336370-S	12/82	128.2	128.2	128.2	.6	0
Motor vehicle air conditioning mfg	336391		12/03	100.0	100.1	100.4	.4	.3
Primary products		336391-P	12/03	100.0	100.2	100.5	.5	.3
Motor vehicle mechanical air conditioning systems		336391-7	12/03	100.3	100.6	101.0	1.0	.4
Secondary products and miscellaneous receipts		336391-SM	12/03	(³)	(³)	(³)	(³)	(³)
All other motor vehicle parts mfg	336399		12/03	101.0	101.2	101.2	1.2	0
Primary products		336399-P	12/03	101.0	101.2	101.2	1.2	0
Filters for internal combustion engines and motor vehicles, new		336399-1	12/82	124.8	(³)	(³)	(³)	(³)
Exhaust system parts, new		336399-3	12/88	116.4	116.4	116.4	.4	0
Motor vehicle wheels, new		336399-5	12/88	117.2	117.7	(³)	(³)	(³)
Other motor vehicle parts and accessories, new and rebuilt		336399-7	12/03	100.2	100.4	100.4	.4	0
Motor vehicle bumper assemblies, bumpers, and parts, new		336399-71	12/88	88.8	88.4	88.3	-1.6	-1
Radiators, radiator shells and cores, new		336399-74	12/99	95.5	95.7	95.8	.5	.1
Motor vehicle air bag assemblies and parts, new		336399-76	12/99	93.1	92.8	(³)	(³)	(³)
All other parts and accessories, new and rebuilt		336399-77	12/99	96.8	97.2	97.1	.4	-1
Secondary products and miscellaneous receipts		336399-SM						
Miscellaneous receipts		336399-M	12/03	100.3	100.3	100.3	.3	0
Secondary products		336399-S	12/03	101.2	101.5	101.5	1.5	0
Aerospace product & parts mfg	3364		06/85	169.3	170.7	171.1	4.0	2
Aircraft mfg	336411		12/85	172.7	174.3	174.9	4.7	.3
Primary products		336411-P	12/85	171.8	173.6	174.3	5.2	.4
Complete civilian aircraft		336411-3	12/85	193.8	196.8	197.6	7.1	.4
Modifications, conversions, and overhaul of previously accepted aircraft		336411-5	12/85	114.1	(³)	(³)	(³)	(³)
Secondary products and miscellaneous receipts		336411-SM						
Secondary products		336411-S	12/85	148.0	148.0	148.0	0	0
Aircraft engine & engine parts mfg	336412		12/85	160.9	161.9	161.8	4.2	-1
Primary products		336412-P	12/85	165.0	164.9	164.9	4.2	0
Aircraft engines for civilian aircraft		336412-3	12/85	(³)	(³)	(³)	(³)	(³)
Aeronautical services on aircraft engines		336412-5	12/85	150.7	150.8	150.8	(³)	0
Aircraft engine parts and accessories		336412-7	12/85	172.2	172.0	172.0	4.4	0
Secondary products and miscellaneous receipts		336412-SM						
Secondary products		336412-S	12/85	147.4	153.8	153.1	3.9	-5
Other aircraft part & auxiliary equipment mfg	336413		06/85	148.1	148.2	148.2	.7	0
Primary products		336413-P	06/85	147.2	147.3	147.3	.4	0
Aircraft parts, excluding propellers, rotors, and fluid power subassemblies		336413-2	06/85	145.3	145.4	145.4	.4	0
Aircraft hydraulic and pneumatic subassemblies		336413-4	12/99	97.6	(³)	(³)	(³)	(³)
Aircraft propellers and helicopter rotors		336413-6	12/91	135.0	135.0	135.0	2.0	0
Secondary products and miscellaneous receipts		336413-SM						
Miscellaneous receipts		336413-M	02/95	(³)	(³)	(³)	(³)	(³)
Secondary products		336413-S	06/85	166.5	166.6	167.1	3.1	.3
Railroad rolling stock mfg	3365		06/84	135.5	136.9	141.8	9.2	3.6
Railroad rolling stock mfg	336510		06/84	135.4	136.8	141.7	9.3	3.6
Primary products		336510-P	06/84	138.6	140.2	145.7	10.1	3.9
Locomotives and locomotive parts		336510-1	06/84	126.0	127.6	132.1	5.6	3.5
Passenger and freight train cars, new (excl. parts)		336510-2	06/84	152.9	155.1	164.5	18.7	6.1
Street, subway, trolley, and rapid transit cars, all rebuilt cars, and all parts		336510-3	06/84	133.1	133.5	133.8	2.1	.2
Street, subway, trolley, and rapid transit cars, new and rebuilt		336510-35	12/01	100.0	100.0	100.0	0	0
Parts and accessories for railroad and street cars		336510-37	06/84	127.6	128.2	128.5	2.8	.2
Air brake and other brake equipment		336510-371	06/84	126.7	128.1	129.2	6.3	.9
All other railroad and streetcar parts and accessories, incl. truck assemblies		336510-379	06/84	127.6	127.9	128.1	2.2	.2
Secondary products and miscellaneous receipts		336510-SM						
Secondary products		336510-S	09/96	101.8	(³)	(³)	(³)	(³)
Ship & boat building	3366		12/84	170.3	171.1	171.4	3.6	.2
Ship building & repairing	336611		12/85	160.2	160.4	160.7	3.5	.2
Primary products		336611-P	12/85	161.6	161.8	162.1	3.6	.2
Nonpropelled ships, new, U.S. military and nonmilitary		336611-1	12/85	136.9	139.3	140.8	14.8	1.1
Self-propelled ships, new, U.S. military		336611-2	12/85	(³)	(³)	(³)	(³)	(³)
Self-propelled ships, new, U.S. military		336611-211	12/85	(³)	(³)	(³)	(³)	(³)
Self-propelled ships, new, nonmilitary		336611-3	12/85	186.2	186.7	186.7	9.5	0
Other self-propelled nonmilitary ships		336611-339	12/88	144.0	144.0	144.0	1.9	0

See footnotes at end of table.

Table 5. Producer price indexes for the net output of selected industries and their products, not seasonally adjusted
—Continued

Industry and product ¹	Industry code	Product code	Index base	Index			Percent change to Dec. 2004 from:	
				Aug. 2004 ²	Nov. 2004 ²	Dec. 2004 ²	Dec. 2003	Nov. 2004
Ship building & repairing—Continued								
Ship repair, conversion, reconversion, U.S. military		336611-4	12/85	167.2	167.2	167.2	-2.1	0.0
Conversions and reconversions		336611-411	06/96	119.4	119.4	119.4	-2.8	0
All other repairs		336611-413	06/96	127.0	127.0	127.0	-1.2	0
Ship repair, conversion, reconversion, nonmilitary		336611-6	12/85	150.0	150.0	150.0	.6	0
All other repairs		336611-621	06/96	123.8	123.8	123.8	.6	0
Secondary products and miscellaneous receipts		336611-SM						
Boat building	336612		12/81	199.5	201.7	201.8	3.6	0
Primary products		336612-P	12/81	198.2	200.7	200.8	3.8	0
Outboard motorboats, inc. commercial and military (exc. sailboats and lifeboats)		336612-1	12/81	213.8	215.7	216.2	4.1	.2
Inboard motorboats, including commercial & military (exc. sailboats & lifeboats)		336612-3	12/81	198.6	200.1	200.2	3.4	0
Inboard-outdrive boats, inc. commercial & military (exc. sailboats & lifeboats)		336612-5	12/81	179.5	182.5	182.6	3.8	.1
All other boats, nec (excluding military and commercial)		336612-7	12/81	185.9	191.3	189.9	3.5	-.7
Secondary products and miscellaneous receipts		336612-SM						
Miscellaneous receipts		336612-M	12/88	181.3	181.3	(³)	(³)	(³)
Secondary products		336612-S	12/81	205.6	205.6	(³)	(³)	(³)
Other transportation equipment mfg	3369		12/03	101.2	101.9	101.9	1.9	0
Motorcycle, bicycle & parts mfg	336991		12/84	130.2	131.0	131.3	2.3	.2
Primary products		336991-P	12/84	137.0	137.4	137.7	1.8	.2
Bicycles, adult tricycles, unicycles & parts (excl. chldrns 2-whl sdwkw cycls w/semi-pneu trs)		336991-1	12/84	114.2	114.9	114.9	2.9	0
Bicycles, complete		336991-121	12/98	103.1	104.0	104.0	4.0	0
Parts for bicycles, including frame sets and motorbike parts interchangeable with bicycle part		336991-171	12/84	119.2	119.2	119.2	0	0
Motorcycles, motorbikes, mopeds, motorscooters, trail vehicles and parts		336991-2	12/84	159.1	159.2	159.8	1.3	.4
Motorcycles, (excl. sidecars), mopeds, motorscooters, and trail vehicles		336991-213	12/84	167.0	167.1	167.1	1.1	0
Parts, including sidecars, but excluding motorbike parts interchangeable with bicycle parts		336991-253	12/84	137.6	137.6	139.8	1.8	1.6
Secondary products and miscellaneous receipts		336991-SM						
Miscellaneous receipts		336991-M	12/84	107.4	107.4	107.4	-.2	0
Secondary products		336991-S	12/84	114.9	120.0	120.0	8.8	0
All other transportation equipment mfg	336999		12/03	101.0	101.8	101.8	1.8	0
Primary products		336999-P	12/03	101.1	101.8	101.9	1.9	.1
Self-propelled golf carts and industrial in-plant personnel carriers and parts		336999-1	06/85	143.5	147.0	146.6	(³)	-.3
Transportation equipment, nec, including all-terrain vehicles		336999-3	06/85	133.8	134.2	134.4	1.5	.1
Secondary products and miscellaneous receipts		336999-SM						
Miscellaneous receipts		336999-M	12/03	99.5	100.7	100.7	.7	0
Secondary products		336999-S	12/03	101.5	101.6	101.6	1.6	0
Furniture & related product mfg	337		12/84	152.7	154.6	155.0	5.0	.3
HH & institutional furniture & kitchen cabinet mfg	3371		12/84	149.1	149.9	149.9	2.0	0
Wood kitchen cabinet & countertop mfg	33711		12/03	101.1	101.9	102.1	2.1	.2
Wood kitchen cabinet and countertop mfg	337110		06/84	170.7	171.9	172.4	2.1	.3
Primary products		337110-P	12/03	101.0	101.8	102.1	2.1	.3
Plastic laminated wood kitchen cabinet tops		337110-A	12/03	96.0	96.7	96.6	-3.4	-.1
Wood kitchen cabinets and cabinetwork, stock line		337110-1	06/84	170.0	170.5	171.6	.9	.6
Wood kitchen cabinets and cabinetwork, custom, except sold directly to customer		337110-4	06/84	174.5	177.8	177.8	4.4	0
Wood vanities and other cabinetwork		337110-7	06/84	172.1	173.1	173.1	6.1	0
Secondary products and miscellaneous receipts		337110-SM						
Miscellaneous receipts		337110-M	12/03	102.7	102.7	102.7	2.7	0
Secondary products		337110-S	12/03	102.4	102.6	102.6	2.6	0
Household & institutional furniture mfg	33712		12/03	101.5	102.0	102.0	2.0	0
Upholstered household furniture mfg	337121		06/82	150.7	150.1	150.0	.6	-.1
Primary products		337121-P	06/82	153.1	152.4	152.4	.7	0
Upholstered wood household furniture		337121-1	06/82	151.9	151.1	151.1	-.2	0
Sofas, davenport, settees, and love seats		337121-112	06/82	151.4	152.0	152.0	1.1	0
Chiefly cotton		337121-11232	06/82	158.7	159.9	159.9	1.8	0
Chiefly rayon		337121-11233	06/82	158.9	160.7	160.2	.8	-.3
Chiefly olefin		337121-11234	06/82	146.2	146.8	146.8	.6	0
Chiefly nylon		337121-11235	06/82	153.0	(³)	153.0	2.1	(³)
Chiefly polyester		337121-11236	06/82	142.1	142.7	142.7	1.1	0
Other fibers and blends, including coated fabric and vinyl		337121-11237	06/82	140.7	140.7	140.7	-.5	0
Chairs, except reclining and rockers		337121-132	06/82	165.5	166.6	166.6	2.2	0
Chiefly cotton		337121-13242	06/82	154.5	154.7	154.7	1.6	0
Chiefly rayon		337121-13243	06/82	177.6	177.6	177.6	0	0

See footnotes at end of table.

Table 5. Producer price indexes for the net output of selected industries and their products, not seasonally adjusted

—Continued

Industry and product ¹	Industry code	Product code	Index base	Index			Percent change to Dec. 2004 from:	
				Aug. 2004 ²	Nov. 2004 ²	Dec. 2004 ²	Dec. 2003	Nov. 2004
Upholstered household furniture mfg—Continued								
Chiefly olefin		337121-13244	06/82	153.4	155.8	155.8	5.5	0.0
Other fibers and blends, including coated fabric and vinyl		337121-13245	06/82	177.3	178.4	178.4	1.2	0
Sectional sofa pieces		337121-141	12/87	143.8	127.8	127.8	-18.6	0
Rockers, including swivel		337121-145	06/82	122.8	122.8	122.8	.7	0
Reclining chairs		337121-154	06/82	140.0	140.2	140.2	2.4	0
Other upholstered wood household furniture (ottomans, hassocks, etc)		337121-198	06/82	181.9	182.3	182.1	.7	-.1
Dual-purpose sleep furniture, incl convertible sofas		337121-411	06/89	150.3	(³)	150.3	(³)	(³)
Secondary products		337121-S	06/82	121.6	121.6	121.6	1.3	0
Nonupholstered wood household furniture mfg	337122		12/79	214.1	216.7	216.6	1.8	0
Primary products		337122-P	12/79	219.8	222.4	222.4	2.0	0
Wood living room, library, family room and den furniture		337122-2	12/79	222.2	224.7	222.2	.4	-1.1
Tables, except card and telephone tables		337122-241	12/79	228.3	229.3	229.3	0	0
Desks		337122-251	12/79	241.8	(³)	241.8	0	(³)
Other nonupholstered living room furniture		337122-298	12/79	195.3	195.6	195.6	3.4	0
Wall units (desk, bookcase, and storage type)		337122-29811	06/94	(³)	(³)	(³)	(³)	(³)
All other living room furniture		337122-29899	06/94	123.3	124.6	124.6	2.7	0
Wood dining room and kitchen furniture, except cabinets		337122-3	12/79	239.2	240.9	247.8	4.0	2.9
Tables, dining room, 30 x 40 inches and greater		337122-311	12/79	249.1	254.0	255.2	3.0	.5
Dining room chairs, incl. upholstered and nonupholstered		337122-331	12/79	248.8	248.6	248.0	-.4	-.2
Buffets and servers, dining room		337122-351	12/79	289.2	(³)	316.2	10.1	(³)
China and corner cabinets, dining room		337122-371	12/79	191.7	(³)	193.2	2.1	(³)
Wood bedroom furniture		337122-5	12/79	221.6	222.5	223.3	1.5	.4
Beds, headboards and footboards		337122-5A	12/79	230.5	233.0	234.9	1.4	.8
Beds, incl. bunk and water beds, excl crib and headboard beds		337122-511	12/79	247.2	249.9	254.4	4.6	1.8
Headboards and headboard sets		337122-513	12/79	217.2	219.5	219.5	-1.3	0
Dressers, vanities and dressing tables		337122-521	12/79	219.2	218.3	218.7	1.6	.2
Wardrobes, chiffrobes, armoires, & wardrobe-type cabinets		337122-533	12/79	233.1	233.1	233.1	-.7	0
Chests of drawers, including cedar chests		337122-535	12/79	225.6	227.2	226.8	2.4	-.2
Night tables and stands		337122-561	12/79	253.7	254.0	255.6	1.8	.6
Other nonupholstered bedroom furniture		337122-598	12/79	169.0	169.6	169.6	.9	0
Unpainted, unassembled, knock-down, and outdoor furniture		337122-7	12/79	168.0	173.8	170.3	3.3	-2.0
Unpainted wood furniture		337122-741	12/79	240.6	248.0	248.0	10.2	0
Unassembled, knock-down, and outdoor furniture		337122-751	06/87	119.4	123.6	120.7	2.2	-2.3
Secondary products and miscellaneous receipts		337122-SM						
Miscellaneous receipts		337122-M	12/79	142.4	142.4	142.4	-.1	0
Secondary products		337122-S	12/79	190.2	195.8	192.8	1.3	-1.5
Metal household furniture	337124		06/84	137.3	138.9	139.4	4.5	.4
Primary products		337124-P	06/84	136.0	137.3	138.2	3.7	.7
Metal household dining, dinette, breakfast & kitchen furniture		337124-1	06/84	147.1	150.4	150.4	5.2	0
Metal porch, lawn, outdoor and casual furniture		337124-3	06/84	155.7	158.7	158.8	3.6	.1
Tubular aluminum		337124-31	06/84	167.9	171.3	171.3	3.6	0
Other metal porch, lawn, outdoor and casual furniture, including picnic tables		337124-33	06/84	154.7	157.7	158.2	3.7	.3
Other metal household furniture		337124-4	06/84	115.8	115.2	117.0	3.2	1.6
Metal bed frames		337124-437	06/84	128.2	128.4	135.2	11.2	5.3
Other metal household furniture (including upholstered furniture, metal folding		337124-498	06/84	114.1	113.2	113.1	-.2	-.1
Secondary products and miscellaneous receipts		337124-SM						
Secondary products		337124-S	06/84	156.5	160.1	158.0	10.0	-1.3
Household furniture (except wood and metal) mfg	337125		12/85	113.3	115.6	113.0	1.1	-2.2
Primary products		337125-P	12/85	111.9	114.6	111.6	1.1	-2.6
Household furniture, except wood and metal		337125-1	12/85	111.9	114.6	111.6	1.1	-2.6
Plastics and fibrous glass household furniture		337125-11	06/91	99.3	(³)	95.5	-2.1	(³)
Reed, rattan, willow, wicker, cane and other similar household furniture		337125-14	12/02	100.4	(³)	(³)	(³)	(³)
Secondary products and miscellaneous receipts		337125-SM						
Institutional furniture mfg	337127		12/03	103.7	104.0	103.7	3.7	-.3
Primary products		337127-P	12/03	103.1	103.5	103.6	3.6	.1
Other furniture, nec		337127-A	12/03	103.3	(³)	(³)	(³)	(³)
School furniture, except stone and concrete, excl. library furniture		337127-1	12/84	161.3	161.4	159.9	2.2	-.9
School single-pupil units and chairs, excl. library		337127-11	12/03	104.3	104.4	102.4	2.4	-1.9
School storage units and furniture except single-pupil units and chairs (excl. l.		337127-12	12/03	102.0	102.1	102.1	2.1	0
Public building furniture, except school and restaurant furniture		337127-4	12/84	151.0	151.9	152.3	4.8	.3
Furniture and fixtures, nec		337127-7	12/03	102.3	103.0	103.3	3.3	.3
Secondary products and miscellaneous receipts		337127-SM						
Miscellaneous receipts		337127-M	12/03	105.1	105.0	102.8	2.8	-2.1
Secondary products		337127-S	12/03	106.2	105.8	106.0	6.0	.2
Office furniture (including fixtures) mfg	3372		12/03	107.1	108.3	109.0	9.0	.6
Office furniture (including fixtures) mfg	33721		12/03	107.1	108.3	109.0	9.0	.6

See footnotes at end of table.

Table 5. Producer price indexes for the net output of selected industries and their products, not seasonally adjusted

—Continued

Industry and product ¹	Industry code	Product code	Index base	Index			Percent change to Dec. 2004 from:	
				Aug. 2004 ²	Nov. 2004 ²	Dec. 2004 ²	Dec. 2003	Nov. 2004
Wood office furniture mfg	337211		06/85	156.4	157.0	156.8	1.7	-0.1
Primary products		337211-P	06/85	157.6	158.1	158.1	1.9	0
Wood office seating		337211-313	06/98	113.5	114.0	114.0	3.0	0
Desks and extensions		337211-331	06/85	170.8	171.6	171.6	1.6	0
Wood storage units, files and tables		337211-341	06/98	108.8	109.3	109.1	.7	-.2
Wood systems furniture and all other office furniture		337211-351	06/98	109.4	109.4	109.4	1.9	0
Secondary products and miscellaneous receipts		337211-SM						
Secondary products		337211-S	06/85	129.0	129.9	128.2	.8	-1.3
Custom architectural woodwork and millwork mfg	337212		12/03	102.8	103.8	103.8	3.8	0
Primary products		337212-P	12/03	103.1	104.3	104.3	4.3	0
Custom architectural woodwork, millwork		337212-1	12/03	103.1	104.3	104.3	4.3	0
Secondary products and miscellaneous receipts		337212-SM						
Secondary products		337212-S	12/03	101.0	101.0	(³)	(³)	(³)
Office furniture (except wood) mfg	337214		12/79	207.6	207.7	209.9	4.4	1.1
Primary products		337214-P	12/79	210.1	210.2	211.9	4.4	.8
Office seating		337214-1	12/79	200.4	200.4	200.4	3.9	0
Chairs		337214-11	12/87	135.9	135.9	135.9	3.9	0
General office and desk chairs, except secretarial		337214-114	12/87	133.4	133.4	133.4	-.2	0
Desks and extensions		337214-2	12/79	195.8	195.8	195.8	8.2	0
Desks		337214-224	12/87	(³)	(³)	(³)	(³)	(³)
Storage units, files and tables		337214-5	06/95	114.7	114.5	117.3	5.1	2.4
Storage units		337214-51	06/95	114.0	114.0	114.0	2.0	0
Bookcases and other storage units		337214-512	06/95	116.1	116.1	116.1	2.6	0
Filing cabinets and cases		337214-52	12/79	202.1	201.7	208.4	7.1	3.3
Vertical files, letter and legal		337214-521	12/79	223.5	225.5	225.5	8.4	0
Horizontal or lateral files, letter and legal		337214-522	12/79	171.0	168.3	171.8	6.9	2.1
All other files		337214-524	12/87	137.2	142.3	143.2	7.1	.6
Tables		337214-53	06/95	112.3	112.3	112.3	-1.4	0
Work or conference tables		337214-531	06/95	(³)	(³)	(³)	(³)	(³)
All other tables		337214-532	02/96	(³)	(³)	(³)	(³)	(³)
Other nonwood office furniture		337214-6	12/79	220.9	221.3	222.1	3.9	.4
Systems furniture		337214-61	12/87	153.8	154.1	154.7	4.2	.4
Modular systems furniture		337214-611	12/79	(³)	(³)	(³)	(³)	(³)
Panel systems furniture		337214-612	12/87	161.0	161.4	162.3	3.7	.6
Miscellaneous, nonwood office furniture		337214-621	12/79	229.2	229.2	229.2	0	0
Secondary products and miscellaneous receipts		337214-SM						
Secondary products		337214-S	12/79	197.1	197.1	204.4	3.7	3.7
Showcase, partition, shelving and locker mfg	337215		12/03	113.5	116.1	117.0	17.0	.8
Primary products		337215-P	12/03	102.5	103.2	104.2	4.2	1.0
Shelving and lockers, nonwood		337215-A	12/83	152.5	154.3	157.7	8.5	2.2
Storage racks and accessories, nonwood		337215-E	12/83	135.5	138.2	139.0	-.6	.6
Fixtures for stores, banks, and offices, and miscellaneous fixtures, nonwood ..		337215-H	12/83	145.7	146.5	148.7	6.9	1.5
Wood furniture frames for household furniture, incl. frames for upholstered furn		337215-K	12/03	100.6	101.0	101.0	1.0	0
Secondary products and miscellaneous receipts		337215-SM						
Secondary products		337215-S	12/03	102.3	102.7	102.7	2.7	0
Other furniture related product mfg	3379		12/03	103.8	109.5	109.4	9.4	-.1
Mattress mfg	33791		12/03	104.8	114.1	114.2	14.2	.1
Mattress mfg	337910		06/83	146.7	159.8	160.0	14.3	-.1
Primary products		337910-P	06/83	146.4	160.0	160.1	14.4	.1
Sleep system ensembles, excl. conventional waterbeds		337910-A	05/96	118.8	125.5	127.0	(³)	1.2
Mattress and foundation sets		337910-E	12/03	101.8	102.0	102.2	2.2	.2
Other mattresses, incl. crib mattresses and mattress inserts		337910-4	06/83	166.6	167.1	167.4	4.4	.2
Foundations, excl. innerspring units and hybrid-type floatation and adjustable		337910-7	12/03	105.0	112.7	112.7	12.7	0
Secondary products and miscellaneous receipts		337910-SM						
Miscellaneous receipts		337910-M	12/03	116.6	119.3	119.3	19.3	0
Blind & shade mfg	33792		12/03	102.3	102.3	101.8	1.8	-.5
Blind and shade mfg	337920		06/84	155.3	155.4	154.6	1.8	-.5
Primary products		337920-P	06/84	153.5	153.6	153.3	2.1	-.2
Window shades and accessories		337920-3	06/84	158.8	159.3	158.0	.7	-.8
Venetian blinds		337920-4	06/84	133.4	133.4	133.2	3.6	-.1
Other shades and blinds n.e.c., curtain and drapery rods, poles and other hardware		337920-5	06/84	150.1	(³)	150.1	0	(³)
Secondary products and miscellaneous receipts		337920-SM						
Miscellaneous receipts		337920-M	06/84	178.2	178.6	173.8	-.5	-2.7
Miscellaneous mfg	339		12/03	101.4	101.6	102.1	2.1	.5
Medical equipment & supplies mfg	3391		12/03	101.6	101.5	102.2	2.2	.7

See footnotes at end of table.

Table 5. Producer price indexes for the net output of selected industries and their products, not seasonally adjusted
—Continued

Industry and product ¹	Industry code	Product code	Index base	Index			Percent change to Dec. 2004 from:	
				Aug. 2004 ²	Nov. 2004 ²	Dec. 2004 ²	Dec. 2003	Nov. 2004
Medical equipment & supplies mfg	33911		12/03	101.6	101.5	102.2	2.2	0.7
Laboratory apparatus and furniture	339111		12/91	142.1	142.1	144.0	4.6	1.3
Primary products		339111-P	12/91	138.9	138.9	139.8	2.4	.6
Laboratory apparatus		339111-1	12/85	166.5	166.5	167.7	2.4	.7
Laboratory furniture		339111-2	12/85	166.4	166.4	166.4	2.5	0
Secondary products and miscellaneous receipts		339111-SM						
Miscellaneous receipts		339111-M	12/91	166.7	166.7	169.1	3.5	1.4
Surgical and medical instrument mfg	339112		06/82	135.7	134.2	136.1	2.4	1.4
Primary products		339112-P	06/82	136.2	134.5	136.7	2.5	1.6
Surgical and medical instruments, except furniture		339112-1	06/82	130.5	128.9	131.0	2.4	1.6
Surgical, medical, and orthopedic instruments		339112-11	12/03	102.0	102.1	102.1	2.1	0
Diagnostic apparatus		339112-12	06/82	140.6	(³)	142.5	2.3	(³)
Surgical and medical blood transfusion, IV equipment, and donor kits		339112-14	06/82	137.2	137.2	137.2	0	0
Surgical and medical catheters		339112-15	06/82	129.4	127.8	127.8	1.4	0
Other surgical and medical instruments		339112-16	06/82	114.7	111.2	116.7	4.6	4.9
Parts for surgical and medical instruments and apparatus		339112-17	12/95	105.2	103.5	105.2	1.9	1.6
Secondary products and miscellaneous receipts		339112-SM						
Miscellaneous receipts		339112-M	01/83	167.9	168.6	(³)	(³)	(³)
Secondary products		339112-S	10/82	112.9	111.5	111.5	-9	0
Surgical appliance & supplies mfg	339113		06/83	179.9	181.1	181.3	1.9	.1
Primary products		339113-P	06/83	183.8	185.3	185.6	2.4	.2
Surgical, orthopedic, prosthetic, and therapeutic appliances and supplies		339113-1	06/83	181.9	183.6	184.0	2.7	.2
Orthopedic and prosthetic artificial joints and limbs		339113-11	06/83	276.2	286.0	286.0	2.6	0
All other orthopedic and prosthetic appliances		339113-12	12/03	100.4	100.9	101.0	1.0	.1
Surgical dressings		339113-13	06/83	109.1	109.2	110.5	1.7	1.2
All other surgical and orthopedic items		339113-16	12/03	103.2	103.3	103.4	3.4	.1
Personal industrial safety devices		339113-5	06/83	193.3	192.9	192.9	.3	0
Secondary products and miscellaneous receipts		339113-SM						
Miscellaneous receipts		339113-M	07/88	168.9	170.9	169.8	-9	-6
Secondary products		339113-S	06/83	148.5	147.5	(³)	(³)	(³)
Dental equipment & supplies mfg	339114		06/85	204.4	206.4	207.0	2.8	.3
Primary products		339114-P	06/85	190.9	192.5	193.1	2.7	.3
Dental professional equipment and supplies		339114-5	06/97	121.7	123.0	123.6	2.9	.5
Dental professional equip., incl. dental chairs, units, hand pieces, excl. X-ray		339114-511	06/85	179.8	179.8	181.8	4.3	1.1
Dental professional supplies		339114-52	06/85	188.2	192.1	192.0	1.9	-1
Dental laboratory equipment and supplies		339114-6	06/85	151.6	151.6	151.6	2.0	0
Secondary products and miscellaneous receipts		339114-SM						
Miscellaneous receipts		339114-M	06/85	168.3	173.2	173.4	4.3	.1
Secondary products		339114-S	06/85	459.9	459.9	(³)	(³)	(³)
Ophthalmic goods mfg	339115		12/83	125.5	125.4	125.5	.4	.1
Primary products		339115-P	12/83	125.1	125.0	125.2	.4	.2
Glass ophthalmic focus lenses		339115-2	12/83	126.7	126.7	126.7	5.1	0
Plastic ophthalmic focus lenses		339115-3	12/83	103.3	102.8	102.8	-4	0
Single vision plastic lenses		339115-325	12/83	91.1	91.1	91.1	.3	0
Multifocal plastic lenses		339115-327	12/83	106.7	106.0	106.0	-7	0
Contact lenses		339115-4	12/83	101.6	101.6	101.9	.4	.3
Hard contact lenses		339115-412	12/83	118.2	118.2	118.2	.7	0
Soft contact lenses		339115-413	12/83	90.6	90.6	90.9	.4	.3
Other ophthalmic goods		339115-5	12/83	122.7	122.7	122.7	.4	0
Other miscellaneous mfg	3399		12/85	135.6	136.5	136.8	2.1	.2
Jewelry & silverware mfg	33991		12/85	134.4	136.0	136.6	2.7	.4
Jewelry (except costume) mfg	339911		12/85	132.6	134.5	135.5	3.6	.7
Primary products		339911-P	12/85	132.1	133.9	134.8	3.5	.7
Jewelry made of solid platinum metals and solid karat gold		339911-1	12/85	134.3	136.3	137.1	2.3	.6
Rings, complete		339911-111	12/85	130.3	133.4	132.1	1.9	-1.0
Wedding rings		339911-11112	12/85	117.3	117.3	117.3	-1.3	0
Other rings		339911-11114	12/85	127.5	131.9	130.1	3.4	-1.4
Ring mountings		339911-115	12/85	123.5	123.5	123.5	.9	0
Women's and children's jewelry, excl watch attachments and rings		339911-131	12/85	141.7	142.3	146.2	3.0	2.7
Other jewelry worn or carried, religious jewelry, cigar cases and lighters, compacts, etc.		339911-198	12/85	131.4	134.0	134.6	2.4	.4
Jewelry made of silver (including platinum metals and karat gold clad to silver)		339911-3	12/91	96.4	97.2	98.1	1.2	.9
Other jewelry, except costume jewelry		339911-4	12/91	114.4	115.6	117.4	17.2	1.6
Secondary products and miscellaneous receipts		339911-SM						
Secondary products		339911-S	12/85	153.2	151.4	157.5	7.6	4.0
Silverware & hollowware mfg	339912		06/85	152.6	153.7	153.3	1.2	-3

See footnotes at end of table.

Table 5. Producer price indexes for the net output of selected industries and their products, not seasonally adjusted

—Continued

Industry and product ¹	Industry code	Product code	Index base	Index			Percent change to Dec. 2004 from:	
				Aug. 2004 ²	Nov. 2004 ²	Dec. 2004 ²	Dec. 2003	Nov. 2004
Silverware & hollowware mfg—Continued								
Primary products		339912-P	06/85	158.9	160.0	159.3	1.0	-0.4
Hollowware, including ecclesiastical ware, novelties, trophies, and other plated		339912-1	06/85	172.7	175.5	173.8	2.3	-1.0
Flatware and carving sets made wholly of metal		339912-3	06/85	148.5	148.5	(³)	(³)	(³)
Secondary products and miscellaneous receipts		339912-SM						
Miscellaneous receipts		339912-M	12/00	100.2	(³)	(³)	(³)	(³)
Jewelers' material & lapidary work mfg								
Primary products	339913		06/85	127.3	129.6	129.8	1.2	.2
Jewelers' findings and materials made of precious metals		339913-P	06/85	126.6	128.5	128.7	2.4	.2
Jewelers' findings and materials made of base metals		339913-3	12/91	120.8	123.9	124.1	1.1	.2
Secondary products and miscellaneous receipts		339913-4	12/91	107.3	107.9	107.9	3.7	0
Secondary products		339913-SM						
Secondary products		339913-S	06/85	154.4	159.6	160.0	4.3	.3
Costume jewelry & novelty mfg								
Primary products	339914		06/85	132.6	132.6	132.6	1.5	0
Costume jewelry and costume novelties		339914-P	12/03	101.7	101.7	101.7	1.7	0
Secondary products and miscellaneous receipts		339914-1	12/03	101.7	101.7	101.7	1.7	0
Secondary products		339914-SM						
Sporting & athletic goods mfg								
Primary products	33992		12/03	101.3	102.3	101.4	1.4	-.9
Sporting & athletic goods mfg								
Primary products	339920		12/85	124.0	125.3	124.2	1.5	-.9
Fishing tackle and equipment		339920-P	12/85	125.2	126.6	125.3	1.2	-1.0
Golf equipment		339920-1	12/85	151.0	150.5	150.5	.8	0
Golf clubs		339920-2	12/85	124.7	126.7	122.4	-8	-3.4
Other golf equipment, such as golf balls, bags, carts, tees, shafts, etc.		339920-242	12/85	110.9	110.6	111.0	2.1	.4
Playground equipment		339920-299	12/85	206.7	213.3	199.9	-3.0	-6.3
Gymnasium and exercise equipment		339920-3	06/92	132.3	133.5	134.5	6.8	.7
Other sporting and athletic goods		339920-6	06/92	101.8	103.0	102.3	2.5	-.7
Secondary products and miscellaneous receipts		339920-9	12/85	122.1	123.4	123.7	1.0	.2
Miscellaneous receipts		339920-SM						
Secondary products		339920-M	12/85	113.1	113.1	113.5	3.7	.4
Secondary products		339920-S	12/85	124.5	124.7	124.6	1.2	-.1
Doll, toy & game mfg								
Primary products	33993		12/03	100.9	100.9	100.9	.9	0
Doll & stuffed toy mfg								
Primary products	339931		12/85	123.2	123.2	123.2	0	0
Dolls and stuffed toys		339931-P	12/85	124.4	124.4	124.4	0	0
Secondary products and miscellaneous receipts		339931-1	12/85	124.4	124.4	124.4	0	0
Secondary products		339931-SM						
Game, toy, & children's vehicle mfg								
Primary products	339932		06/85	121.5	121.5	121.5	.9	0
Baby carriages and children's vehicles, except bicycles		339932-P	06/85	120.7	120.7	120.7	1.1	0
Toys, excluding games, hobbies, and electronic toys		339932-3	06/85	101.8	(³)	(³)	(³)	(³)
Other toys incl. dollcarriages & furniture, infant toys & non-powered trans. to		339932-4	06/85	112.0	112.0	(³)	(³)	(³)
Pre-school toys, n.e.c., excluding infant toys		339932-427	06/99	97.8	97.8	(³)	(³)	(³)
Housekeeping and cooking toys, including tea sets and play tools		339932-433	06/85	125.1	(³)	(³)	(³)	(³)
Hobbies, models: craft kits, sets, & individual units; scientific equip., kits or sets		339932-443	06/85	(³)	(³)	(³)	(³)	(³)
Operating models (cars, boats, railroads, etc.) incl. plastic static model		339932-5	06/85	148.1	148.1	148.1	6.2	0
Nonelectronic games		339932-513	06/99	122.5	122.5	122.5	10.6	0
Secondary products and miscellaneous receipts		339932-6	06/99	100.0	100.0	100.0	.1	0
Miscellaneous receipts		339932-SM						
Secondary products		339932-M	11/85	122.8	(³)	(³)	(³)	(³)
Secondary products		339932-S	06/85	125.5	125.6	125.6	.1	0
Office supplies (exc paper) mfg								
Primary products	33994		12/85	132.7	133.5	133.9	.7	.3
Pen & mechanical pencil mfg								
Ballpoint pens, complete, including roller pens	339941		12/85	157.1	159.0	159.4	1.4	.3
Refillable		339941-P	12/85	158.9	159.8	160.3	.9	.3
Markers, fine point and broadtipped		339941-2	12/85	151.4	153.0	153.9	1.5	.6
Other pens, mechanical pencils, desk sets, pen and pencil parts, and refill cartridges		339941-212	12/85	177.6	177.6	177.6	.1	0
Parts for pens, mechanical pencils, including pen holders, refill cartridges ..		339941-8	06/93	122.2	122.2	122.2	0	0
Other pens and desk sets		339941-9	06/93	133.2	133.2	133.2	.2	0
Secondary products and miscellaneous receipts		339941-933	12/85	177.9	177.9	177.9	.5	0
Secondary products		339941-999	06/93	(³)	(³)	(³)	(³)	(³)
Secondary products		339941-SM						
Secondary products		339941-S	12/85	145.2	(³)	151.1	4.1	(³)
Lead pencil & art good mfg								
Primary products	339942		12/03	100.3	100.4	101.8	1.8	1.4
Blackboards		339942-P	12/03	100.5	100.5	100.5	.5	0
Artists' equipment		339942-1	12/03	100.6	(³)	(³)	(³)	(³)
Secondary products and miscellaneous receipts		339942-3	12/03	100.7	100.7	100.7	.7	0
Secondary products		339942-SM						

See footnotes at end of table.

Table 5. Producer price indexes for the net output of selected industries and their products, not seasonally adjusted

—Continued

Industry and product ¹	Industry code	Product code	Index base	Index			Percent change to Dec. 2004 from:	
				Aug. 2004 ²	Nov. 2004 ²	Dec. 2004 ²	Dec. 2003	Nov. 2004
Lead pencil & art good mfg—Continued								
Miscellaneous receipts		339942-M	12/03	100.0	100.1	100.1	0.1	0.0
Secondary Products		339942-S	12/03	100.0	100.0	105.6	5.6	5.6
Marking device mfg	339943		12/85	138.6	140.1	139.9	2.7	-1
Primary products		339943-P	12/85	140.4	140.4	140.1	1.8	-2
Rubber and vinyl stamps		339943-1	12/85	144.2	144.2	144.2	2.7	0
Hand stamps and dies		339943-113	12/85	139.4	139.4	139.4	3.4	0
Permanently inked stamps, excluding printing dies		339943-115	12/85	140.2	140.1	140.1	.4	0
Mechanical hand stamps, self inkers including daters, time and numbering stamps		339943-2	12/85	156.6	156.6	155.1	-1.0	-1.0
Other marking devices; stencils, stamp pads and branding irons		339943-5	12/85	124.0	(³)	(³)	(³)	(³)
Secondary products and miscellaneous receipts		339943-SM						
Miscellaneous receipts		339943-M	12/85	132.6	132.6	132.6	0	0
Secondary products		339943-S	12/85	121.3	139.6	139.6	15.1	0
Carbon paper & inked ribbon mfg	339944		12/85	110.7	110.3	109.3	-4.0	-9
Carbon paper & inked ribbon		339944-P	12/85	111.5	111.1	110.0	-3.9	-1.0
Inked ribbons		339944-1	12/85	93.1	92.8	91.8	-3.9	-1.1
Carbon and stencil paper		339944-2	12/85	136.9	136.9	(³)	(³)	(³)
Secondary products and miscellaneous receipts		339944-SM						
Miscellaneous receipts		339944-M	12/02	95.6	(³)	(³)	(³)	(³)
Sign mfg	33995		12/03	101.2	101.1	101.3	1.3	.2
Sign mfg	339950		12/85	147.1	147.0	147.3	1.3	.2
Primary products		339950-P	12/85	144.7	144.4	144.3	1.1	-1
Electric signs		339950-1	12/85	142.3	142.4	142.8	1.1	.3
Luminous tubing signs		339950-101	12/85	116.3	116.3	(³)	(³)	(³)
Fluorescent signs		339950-102	12/85	164.4	164.7	165.9	5.7	.7
Incandescent bulb electric signs and other electric signs		339950-105	06/99	101.5	(³)	101.5	.1	(³)
Non-electric signs		339950-2	12/85	151.9	151.1	150.6	1.6	-3
Metal signs and displays		339950-211	06/99	115.0	116.5	115.2	5.8	-1.1
Other non-electric signs		339950-213	06/99	109.4	107.8	107.8	-1	0
Wood signs and displays		339950-215	06/99	105.0	105.0	(³)	(³)	(³)
Advertising specialties		339950-3	12/85	132.2	132.2	(³)	(³)	(³)
Secondary products and miscellaneous receipts		339950-SM						
Miscellaneous receipts		339950-M	12/85	163.1	164.6	169.2	3.7	2.8
Secondary products		339950-S	12/85	171.2	171.2	171.2	.8	0
All other misc mfg	33999		12/03	101.7	102.5	103.2	3.2	.7
Gasket, packing, & sealing device mfg	339991		12/85	145.1	145.8	147.3	4.3	1.0
Primary products		339991-P	12/85	149.8	150.6	152.4	4.5	1.2
Compression packings		339991-4	12/85	181.5	(³)	(³)	(³)	(³)
Nonmetallic gaskets and gasketing		339991-5	12/85	157.9	159.9	160.7	2.5	.5
Elastomeric, all material		339991-515	12/85	138.6	139.3	139.3	.4	0
Other non-metallic, n.e.c.		339991-529	12/85	135.2	137.4	138.3	3.2	.7
Molded packing and sealing devices		339991-6	12/85	140.0	140.9	140.9	1.3	0
O-rings (including spliced; excluding metal)		339991-621	12/85	122.9	124.6	124.6	2.2	0
All other molded packing and seals (including leather and plastic seals)		339991-635	12/85	152.1	152.5	152.5	.9	0
Metallic gaskets and machined seals		339991-7	12/85	197.2	197.8	207.5	14.3	4.9
Axial mechanical face seals		339991-8	12/85	158.9	158.9	158.9	1.3	0
Rotary oil seals		339991-9	12/90	109.7	109.7	109.7	1.6	0
Secondary products and miscellaneous receipts		339991-SM						
Secondary products		339991-S	12/85	106.7	(³)	(³)	(³)	(³)
Musical instrument mfg	339992		06/85	178.1	178.1	178.1	1.5	0
Primary products		339992-P	06/85	177.9	177.9	177.9	1.5	0
Pianos		339992-1	06/85	206.3	206.3	206.3	1.8	0
Piano and organ parts		339992-3	06/85	182.7	(³)	(³)	(³)	(³)
Other musical instruments		339992-4	06/85	177.1	177.0	177.0	1.1	0
Accessories and parts sold separately, excl. instrument cases and benches		339992-431	06/85	142.1	141.8	141.8	1.1	0
All other instr., incl. electrical and nonelectrical woodwinds and brass winds		339992-499	06/99	105.0	105.0	105.0	1.3	0
Secondary products and miscellaneous receipts		339992-SM						
Miscellaneous receipts		339992-M	06/85	204.9	204.9	(³)	(³)	(³)
Secondary products		339992-S	06/85	142.8	142.8	142.8	-1	0
Fastener, button, needle, & pin mfg	339993		12/85	129.3	131.1	130.2	2.9	-7
Primary products		339993-P	12/85	130.3	132.2	131.0	3.0	-9
Buttons and parts, except for precious or semiprecious metals and stones		339993-1	12/85	130.0	134.9	132.4	1.9	-1.9
Zippers and slide fasteners		339993-4	12/85	139.0	139.8	139.1	6.3	-5
Needles, pins, fasteners, and similar notions		339993-6	12/85	122.8	123.3	122.7	.7	-5
Secondary products and miscellaneous receipts		339993-SM						
Miscellaneous receipts		339993-M	12/90	110.2	110.2	(³)	(³)	(³)

See footnotes at end of table.

Table 5. Producer price indexes for the net output of selected industries and their products, not seasonally adjusted
—Continued

Industry and product ¹	Industry code	Product code	Index base	Index			Percent change to Dec. 2004 from:	
				Aug. 2004 ²	Nov. 2004 ²	Dec. 2004 ²	Dec. 2003	Nov. 2004
Fastener, button, needle, & pin mfg—Continued								
Secondary products		339993-S	12/85	118.2	122.7	125.9	5.2	2.6
Broom, brush, & mop mfg								
Primary products	339994		12/85	145.2	146.5	146.5	2.7	0
Brooms, mops, and dusters		339994-P	12/85	149.0	150.9	150.9	3.1	0
Paint and varnish brushes, rollers, and pads		339994-1	12/85	159.7	163.2	163.2	7.7	0
Other brushes		339994-3	12/85	137.1	138.5	138.5	1.7	0
Secondary products and miscellaneous receipts		339994-5	12/85	150.9	151.8	151.8	.5	0
Miscellaneous receipts		339994-SM						
Secondary products		339994-M	12/92	115.1	115.6	115.6	2.3	0
Secondary products		339994-S	12/85	137.1	128.3	128.3	-4.7	0
Burial casket mfg								
Primary products	339995		12/84	195.0	195.0	203.6	4.8	4.4
Metal caskets and coffins, completely lined and trimmed, adult sizes only		339995-P	12/84	194.7	194.7	203.3	4.8	4.4
Steel caskets and coffins (excluding stainless steel)		339995-1	12/84	194.8	194.8	203.3	4.5	4.4
Other metal caskets and coffins (stainless steel, bronze, copper, etc.)		339995-113	12/84	192.9	192.9	204.6	6.2	6.1
Wood caskets and coffins, completely lined and trimmed, adult sizes only		339995-115	12/84	204.2	204.2	(³)	(³)	(³)
Hardwood		339995-2	12/84	212.2	212.2	222.7	5.5	4.9
Other caskets and coffins and metal vaults		339995-252	12/84	212.4	212.4	223.6	5.9	5.3
Secondary products and miscellaneous receipts		339995-3	12/84	171.0	171.0	176.3	4.9	3.1
Secondary products		339995-SM						
All other miscellaneous mfg								
Primary products	339999		12/85	134.3	136.0	136.2	2.6	.1
Mirror and picture frames		339999-P	12/85	137.8	139.6	139.9	3.1	.2
Miscellaneous fabricated products, nec		339999-C	06/84	178.1	178.1	178.1	1.0	0
Chemical fire extinguishing equipment and parts		339999-H	12/85	137.2	138.8	139.3	3.4	.4
Candles (including tapers)		339999-1	12/85	177.3	183.2	183.2	4.0	0
Feathers, plumes, and artificial flowers		339999-5	12/85	140.5	(³)	140.9	1.7	(³)
Secondary products and miscellaneous receipts		339999-9	12/85	137.8	(³)	137.8	2.1	(³)
Miscellaneous receipts		339999-SM						
Secondary products		339999-M	12/85	109.2	(³)	(³)	(³)	(³)
Secondary products		339999-S	12/85	115.1	117.9	117.4	-2.8	-4
Services industries								
Recyclable materials wholesalers								
Primary products	421930		12/86	237.9	244.4	233.9	32.4	-4.3
Metal scrap		421930-P	12/86	240.2	246.8	236.1	32.4	-4.3
Ferrous scrap		421930-A	12/86	282.5	292.0	276.4	36.8	-5.3
Carbon steel scrap		421930-1	12/86	341.5	356.7	326.1	49.0	-8.6
Heavy melting scrap		421930-11	12/86	359.3	375.5	342.6	53.3	-8.8
South		421930-111	12/86	297.1	302.3	272.9	30.7	-9.7
West		421930-11115	12/86	324.7	334.5	312.8	40.8	-6.5
Pennsylvania, Middle Atlantic, New England		421930-11116	12/86	289.9	287.0	244.1	23.0	-14.9
North Central		421930-11117	06/96	143.7	149.2	(³)	(³)	(³)
Bundles		421930-11118	06/96	173.7	175.0	152.3	30.2	-13.0
South		421930-112	12/86	431.9	479.0	429.6	86.4	-10.3
North Central		421930-11215	12/86	527.1	572.8	515.5	79.9	-10.0
Shredded scrap		421930-11218	06/96	237.2	267.3	239.1	91.9	-10.5
North Central		421930-113	12/86	238.3	243.8	218.1	25.4	-10.5
Cut plate and structural scrap		421930-11318	06/96	203.2	208.2	185.5	47.7	-10.9
South		421930-114	12/86	352.3	353.1	331.7	58.3	-6.1
West		421930-11415	12/86	367.9	348.7	304.7	36.6	-12.6
North Central		421930-11416	06/96	148.5	132.6	127.7	35.7	-3.7
Other carbon steel scrap		421930-11418	06/96	201.3	215.1	212.3	82.4	-1.3
North Central		421930-115	12/86	499.2	508.9	490.4	76.0	-3.6
Stainless and alloy steel scrap		421930-11518	06/96	208.2	228.3	209.0	71.9	-8.5
West		421930-12	12/86	276.7	287.4	270.5	19.6	-5.9
Pennsylvania, Middle Atlantic, New England		421930-12116	03/90	138.8	136.2	131.1	16.5	-3.7
Cast iron scrap		421930-12117	06/96	189.1	194.7	196.2	32.7	.8
South		421930-13	12/86	215.3	225.9	(³)	(³)	(³)
North Central		421930-13115	12/86	(³)	(³)	(³)	(³)	(³)
Nonferrous scrap		421930-13118	06/96	136.7	146.9	(³)	(³)	(³)
Aluminum scrap		421930-2	12/86	215.0	217.9	219.3	20.2	.6
Aluminum scrap - new		421930-21	12/86	162.3	167.6	170.1	13.1	1.5
Solids and clippings		421930-211	12/86	163.0	167.6	172.5	13.6	2.9
Borings and turnings		421930-21111	12/86	156.2	161.0	163.4	12.8	1.5
Aluminum scrap - old		421930-21112	06/96	105.6	(³)	(³)	(³)	(³)
Used cans		421930-212	12/86	156.1	161.9	162.1	12.7	.1
Other old scrap		421930-21211	12/86	169.1	173.5	173.9	16.8	.2
Copper and brass scrap		421930-21212	12/86	133.7	141.2	141.1	6.6	-1
No. 1 heavy wire		421930-22	12/86	188.3	206.3	216.6	36.8	5.0
No. 2 wire, mixed		421930-221	12/86	163.0	171.9	190.6	44.6	10.9
Yellow brass		421930-222	12/86	214.4	230.6	244.0	38.6	5.8
Other copper and brass scrap		421930-223	12/86	190.2	218.8	220.5	26.8	.8
Other nonferrous scrap		421930-224	12/86	190.4	(³)	211.4	32.0	(³)
Recovered paper		421930-26	12/86	395.2	(³)	(³)	(³)	(³)
Secondary products		421930-B	12/86	131.7	132.3	133.1	17.4	.6

See footnotes at end of table.

Table 5. Producer price indexes for the net output of selected industries and their products, not seasonally adjusted
—Continued

Industry and product ¹	Industry code	Product code	Index base	Index			Percent change to Dec. 2004 from:	
				Aug. 2004 ²	Nov. 2004 ²	Dec. 2004 ²	Dec. 2003	Nov. 2004
Recyclable materials wholesalers—Continued								
Corrugated		421930-51	12/86	107.9	107.3	109.4	34.4	2.0
Northeast		421930-511	12/86	49.3	51.0	53.4	35.2	4.7
North Central		421930-512	12/86	231.3	224.3	217.4	36.8	-3.1
South		421930-513	12/86	157.9	158.5	158.6	32.8	.1
West		421930-514	12/86	76.0	([†])	([†])	([†])	([†])
News		421930-52	12/86	117.8	118.6	121.8	14.2	2.7
Northeast		421930-521	12/86	146.8	148.7	162.7	18.8	9.4
North central		421930-522	12/86	86.0	86.3	86.3	19.0	0
South		421930-523	12/86	211.0	210.4	209.6	34.9	-4
West		421930-524	12/86	142.2	144.1	149.9	2.0	4.0
Mixed papers		421930-53	12/86	707.1	689.3	685.3	21.0	-6
Northeast		421930-531	12/86	1798.5	1797.8	1793.1	10.8	-3
North central		421930-532	12/86	348.4	325.8	327.4	30.3	.5
South		421930-533	12/86	912.3	922.9	898.0	22.8	-2.7
West		421930-534	12/86	481.5	455.8	455.8	20.6	0
High grades: pulp substitutes and deinking		421930-54	12/86	133.9	135.3	134.8	10.0	-4
Northeast		421930-541	12/86	65.0	64.0	63.5	9.9	-8
North central		421930-542	12/86	167.0	170.5	170.5	11.0	0
South		421930-543	12/86	152.2	155.5	152.6	7.6	-1.9
West		421930-544	12/86	217.9	221.4	221.4	6.4	0
Waste paper exports		421930-55	12/86	161.0	160.9	163.9	30.0	1.9
Waste materials other than metal and paper		421930-C	12/86	152.6	151.3	150.4	17.4	-6
Waste rags and textile waste		421930-6	12/86	160.1	166.3	155.3	32.4	-6.6
Wiping cloths		421930-7	12/86	88.0	87.3	87.3	-6	0
Other waste materials, incl. glass, plastic, oil		421930-8	12/86	190.7	178.1	191.1	10.0	7.3
Plastics		421930-821	06/96	135.1	137.1	([†])	([†])	([†])
Glass		421930-831	06/96	146.0	146.0	146.0	([†])	0
Other receipts		421930-SM	12/86	236.3	266.7	257.0	75.1	-3.6
Motor vehicle and parts dealers	441		12/03	103.8	104.0	104.3	4.3	.3
Automobile dealers	4411		12/03	103.1	103.2	103.2	3.2	0
New car dealers	44111		12/99	113.9	113.9	113.9	3.2	0
New car dealers	441110		12/99	113.9	113.9	113.9	3.2	0
Primary services		441110-P	12/99	114.5	114.5	114.5	3.2	0
Vehicle sales		441110-1	12/99	98.2	98.3	97.9	2.3	-4
New vehicle sales		441110-101	12/99	94.9	95.3	94.9	-8	-4
Service labor and parts		441110-2	12/99	125.3	125.3	125.4	3.6	.1
Other receipts		441110-SM	12/99	107.6	106.8	109.6	5.1	2.6
Recreational vehicle dealers	44121		06/01	125.5	123.2	122.4	15.1	-6
Recreational vehicle dealers	441210		06/01	125.5	123.2	122.4	15.1	-6
Primary services		441210-P	06/01	125.6	123.2	122.5	15.1	-6
Recreational vehicle dealers		441210-1	06/01	125.6	123.2	122.5	15.1	-6
Boat dealers	441222		06/01	116.2	115.8	116.0	-3	.2
Primary services		441222-P	06/01	116.6	116.1	116.3	-3	.2
Boat dealers		441222-1	06/01	116.6	116.1	116.3	-3	.2
Other receipts		441222-SM	06/01	96.1	97.3	97.3	1.2	0
Automotive parts, accessories and tire stores	4413		12/01	109.7	110.8	112.4	8.2	1.4
Automotive parts and accessories stores	44131		12/03	107.2	107.0	108.1	8.1	1.0
Automotive parts and accessories stores	441310		12/03	107.2	107.0	108.1	8.1	1.0
Primary services		441310-P	12/03	107.2	107.0	108.1	8.1	1.0
Automotive parts and accessories stores		441310-1	12/03	107.2	107.0	108.1	8.1	1.0
Tire dealers	44132		12/03	102.0	105.8	108.6	8.6	2.6
Tire dealers	441320		12/03	102.0	105.8	108.6	8.6	2.6
Primary services		441320-P	12/03	102.0	105.8	108.6	8.6	2.6
Tire dealers		441320-1	12/03	102.0	105.8	108.6	8.6	2.6
Furniture and home furnishings stores	442		12/03	102.8	105.1	104.1	4.1	-1.0
Furniture stores	4421		12/03	101.2	102.5	100.7	.7	-1.8
Furniture stores	44211		12/03	101.2	102.5	100.7	.7	-1.8
Furniture stores	442110		06/03	102.6	103.9	102.1	.8	-1.7
Primary services		442110-P	06/03	102.6	103.9	102.1	.8	-1.7
Furniture stores		442110-1	06/03	102.6	103.9	102.1	.8	-1.7

See footnotes at end of table.

Table 5. Producer price indexes for the net output of selected industries and their products, not seasonally adjusted

—Continued

Industry and product ¹	Industry code	Product code	Index base	Index			Percent change to Dec. 2004 from:	
				Aug. 2004 ²	Nov. 2004 ²	Dec. 2004 ²	Dec. 2003	Nov. 2004
Furniture stores—Continued								
Other receipts		442110-SM	12/03	(³)	(³)	(³)	(³)	(³)
Floor covering stores	44221		12/03	104.8	108.8	108.7	8.7	-.1
Floor covering stores	442210		06/03	106.4	110.4	110.3	8.7	-.1
Primary services		442210-P	06/03	106.4	110.4	110.3	8.7	-.1
Floor covering stores		442210-1	06/03	106.4	110.4	110.3	8.7	-.1
Electronics and appliance stores	443		12/03	98.7	97.9	93.8	-6.2	-4.2
Appliance, TV and other electronics stores	44311		12/03	99.7	99.8	93.6	-6.4	-6.2
Household appliance stores	443111		06/03	92.2	93.6	101.4	8.2	8.3
Primary services		443111-P	06/03	92.2	93.6	101.4	8.2	8.3
Household appliance stores		443111-1	06/03	92.2	93.6	101.4	8.2	8.3
Radio, TV, and other electronics stores	443112		06/03	97.9	97.5	85.2	-12.8	-12.6
Primary services		443112-P	06/03	97.9	97.5	85.2	-12.8	-12.6
Radio, television, and other electronics stores		443112-1	06/03	97.9	97.5	85.2	-12.8	-12.6
Computer and software stores	44312		12/03	98.1	95.2	95.0	-5.0	-.2
Computer and software stores	443120		06/03	95.6	92.8	92.5	-5.0	-.3
Primary services		443120-P	06/03	95.6	92.8	92.5	-5.0	-.3
Computer and software stores		443120-1	06/03	95.6	92.8	92.5	-5.0	-.3
Camera and photographic supplies stores	44313		12/03	88.0	90.1	88.5	-11.5	-1.8
Camera and photographic supplies stores	443130		06/00	92.7	94.8	93.2	-11.5	-1.7
Primary services		443130-P	06/00	95.9	98.2	96.5	-11.8	-1.7
Camera and photographic supplies stores		443130-1	06/00	95.9	98.2	96.5	-11.8	-1.7
Other receipts		443130-SM	06/00	87.8	87.8	87.8	-2.0	0
Bldg material and garden equip and supp dealers	444		12/03	111.5	107.9	108.9	8.9	.9
Building material and supplies dealers	4441		12/03	112.5	107.5	108.2	8.2	.7
Home centers	44411		12/03	107.3	109.2	112.4	12.4	2.9
Home centers	444110		12/03	107.3	109.2	112.4	12.4	2.9
Primary services		444110-P	12/03	107.3	109.2	112.4	12.4	2.9
Home centers		444110-1	12/03	107.3	109.2	112.4	12.4	2.9
Paint and wallpaper stores	44412		12/03	98.7	102.1	102.0	2.0	-.1
Paint and wallpaper stores	444120		06/03	100.9	104.4	104.3	2.0	-.1
Primary services		444120-P	06/03	100.9	104.4	104.3	2.0	-.1
Paint and wallpaper stores		444120-1	06/03	100.9	104.4	104.3	2.0	-.1
Hardware stores	44413		12/03	101.5	103.8	103.9	3.9	.1
Hardware stores	444130		06/03	101.9	104.2	104.3	3.9	.1
Primary services		444130-P	06/03	101.9	104.2	104.3	3.9	.1
Hardware stores		444130-1	06/03	101.9	104.2	104.3	3.9	.1
Other building material dealers	44419		12/03	118.2	108.0	107.8	7.8	-.2
Other building material dealers	444190		12/03	118.2	108.0	107.8	7.8	-.2
Primary services		444190-P	12/03	118.2	108.0	107.8	7.8	-.2
Other building material dealers		444190-1	12/03	118.2	108.0	107.8	7.8	-.2
Lawn and garden equip and supplies stores	4442		12/03	106.0	109.8	112.9	12.9	2.8
Nursery, garden and farm supply stores	44422		12/03	106.0	109.8	112.9	12.9	2.8
Nursery, garden, and farm supply stores	444220		12/02	112.7	116.7	120.0	12.9	2.8
Primary services		444220-P	12/02	112.5	116.5	119.8	12.9	2.8
Nursery, garden center, and farm supply stores		444220-1	12/02	112.5	116.5	119.8	12.9	2.8
Food and beverage stores	445		12/99	121.1	123.8	127.7	7.4	3.2
Grocery stores	4451		12/03	101.4	103.9	107.7	7.7	3.7
Grocery (except convenience) stores	44511		12/03	101.4	103.9	107.7	7.7	3.7
Grocery (except convenience) stores	445110		12/99	121.0	124.0	128.5	7.7	3.6

See footnotes at end of table.

Table 5. Producer price indexes for the net output of selected industries and their products, not seasonally adjusted
—Continued

Industry and product ¹	Industry code	Product code	Index base	Index			Percent change to Dec. 2004 from:	
				Aug. 2004 ²	Nov. 2004 ²	Dec. 2004 ²	Dec. 2003	Nov. 2004
Grocery (except convenience) stores—Continued								
Primary services		445110-P	12/99	121.1	124.1	128.6	7.7	3.6
Supermarkets and other grocery stores		445110-3	12/99	119.9	122.9	127.4	7.7	3.7
Meat department		445110-301	12/99	108.3	106.4	119.7	10.2	12.5
Produce department		445110-302	12/99	133.0	153.9	158.6	22.0	3.1
Bakery department		445110-303	12/99	135.0	139.8	141.7	-1.3	1.4
Dairy department		445110-304	12/99	110.9	105.5	109.4	7.3	3.7
Frozen foods department		445110-306	12/99	134.1	111.7	105.6	-11.8	-5.5
Edible grocery department		445110-307	12/99	115.4	120.7	120.0	1.6	-6
Nonedible grocery department		445110-308	12/99	126.8	126.1	136.9	18.3	8.6
Health and beauty care department		445110-309	12/99	103.9	109.4	111.1	3.1	1.6
General merchandise department		445110-311	12/99	129.2	134.9	141.1	9.0	4.6
Specialty food stores	4452		12/03	110.4	110.4	108.8	8.8	-1.4
Specialty food stores	445200		12/03	110.4	110.4	108.8	8.8	-1.4
Primary services		445200-P	12/03	110.3	110.3	108.7	8.7	-1.5
Specialty food stores		445200-1	12/03	110.3	110.3	108.7	8.7	-1.5
Beer, wine, and liquor stores	4453		06/00	110.9	110.9	110.1	.5	-7
Beer, wine, and liquor stores	44531		06/00	110.9	110.9	110.1	.5	-7
Beer, wine, and liquor stores	445310		06/00	110.9	110.9	110.1	.5	-7
Primary services		445310-P	06/00	110.9	110.9	110.1	.5	-7
Beer, wine, and liquor stores		445310-1	06/00	110.9	110.9	110.1	.5	-7
Health and personal care stores	446		12/03	105.6	104.6	107.7	7.7	3.0
Health and personal care stores	4461		12/03	105.6	104.6	107.7	7.7	3.0
Pharmacies and drug stores	44611		06/00	125.4	123.2	128.0	8.8	3.9
Pharmacies and drug stores	446110		06/00	125.4	123.2	128.0	8.8	3.9
Primary services		446110-P	06/00	125.4	123.2	128.0	8.8	3.9
Sales of prescription drugs		446110-1	06/00	143.2	138.2	146.8	15.0	6.2
Sales of over-the-counter drugs and all other goods		446110-4	06/00	111.5	111.4	113.3	3.0	1.7
Sales of over-the-counter drugs		446110-41	06/00	121.5	118.4	120.7	22.9	1.9
Sales of all other goods		446110-42	06/00	107.7	108.8	110.4	-3.5	1.5
Optical goods stores	44613		12/03	100.4	98.9	99.0	-1.0	.1
Optical goods stores	446130		06/00	103.0	101.4	101.5	-1.1	.1
Primary services		446130-P	06/00	103.0	101.3	101.5	-1.1	.2
Optical goods stores		446130-1	06/00	103.0	101.3	101.5	-1.1	.2
Other receipts		446130-SM	06/00	103.4	103.4	103.4	.2	0
Food (health) supplement stores	446191		12/99	145.8	153.3	151.1	6.0	-1.4
Primary services		446191-P	12/99	145.8	153.3	151.1	6.0	-1.4
Food (health) supplement stores		446191-1	12/99	145.8	153.3	151.1	6.0	-1.4
Gasoline stations	447		06/01	48.6	52.0	62.5	30.5	20.2
Gasoline stations	4471		06/01	48.6	52.0	62.5	30.5	20.2
Gasoline stations with convenience stores	44711		12/03	97.8	100.3	117.3	17.3	16.9
Gasoline stations with convenience stores	447110		12/03	97.8	100.3	117.3	17.3	16.9
Primary services		447110-P	12/03	97.8	100.3	117.5	17.5	17.1
Gasoline stations with convenience stores		447110-1	12/03	97.8	100.3	117.5	17.5	17.1
Other receipts		447110-SM	12/03	100.0	100.0	(³)	(³)	(³)
Other gasoline stations	44719		12/03	120.8	155.4	205.1	105.1	32.0
Other gasoline stations	447190		12/03	120.8	155.4	205.1	105.1	32.0
Primary services		447190-P	06/01	46.6	59.9	79.1	104.9	32.1
Other gasoline stations		447190-1	06/01	46.6	59.9	79.1	104.9	32.1
Clothing and clothing accessories stores	448		12/03	102.1	101.4	99.7	-3	-1.7
Clothing stores	4481		12/03	101.1	100.7	98.7	-1.3	-2.0
Men's clothing stores	44811		12/03	100.1	96.4	93.8	-6.2	-2.7
Men's clothing stores	448110		06/02	103.7	99.9	97.2	-6.2	-2.7
Primary services		448110-P	06/02	103.7	99.9	97.2	-6.2	-2.7
Men's clothing stores		448110-1	06/02	103.7	99.9	97.2	-6.2	-2.7

See footnotes at end of table.

Table 5. Producer price indexes for the net output of selected industries and their products, not seasonally adjusted
—Continued

Industry and product ¹	Industry code	Product code	Index base	Index			Percent change to Dec. 2004 from:	
				Aug. 2004 ²	Nov. 2004 ²	Dec. 2004 ²	Dec. 2003	Nov. 2004
Women's clothing stores	44812		12/03	106.6	105.4	101.0	1.0	-4.2
Women's clothing stores	448120		06/03	108.9	107.7	103.2	1.0	-4.2
Primary services		448120-P	06/03	108.9	107.7	103.2	1.0	-4.2
Women's clothing stores		448120-1	06/03	108.9	107.7	103.2	1.0	-4.2
Family clothing stores	44814		12/03	99.4	100.1	99.2	-8	-9
Family clothing stores	448140		06/03	105.3	106.2	105.2	-8	-9
Primary services		448140-P	06/03	105.3	106.2	105.2	-8	-9
Family clothing stores		448140-1	06/03	105.3	106.2	105.2	-8	-9
Shoe stores	4482		12/03	104.5	104.2	103.7	3.7	-5
Shoe stores	44821		12/03	104.5	104.2	103.7	3.7	-5
Shoe stores	448210		06/02	106.6	106.3	105.8	3.7	-5
Primary services		448210-P	06/02	106.6	106.3	105.8	3.7	-5
Shoe stores		448210-1	06/02	106.6	106.3	105.8	3.7	-5
Jewelry, luggage and leather goods stores	4483		12/03	103.8	101.5	100.4	4	-1.1
Jewelry stores	44831		12/03	104.0	101.5	100.3	3	-1.2
Jewelry stores	448310		06/00	113.0	110.3	108.9	3	-1.3
Primary services		448310-P	06/00	113.1	110.4	109.0	3	-1.3
Jewelry stores		448310-1	06/00	113.1	110.4	109.0	3	-1.3
Luggage and leather goods stores	44832		12/03	100.4	101.8	102.0	2.0	.2
Luggage and leather goods stores	448320		06/00	97.5	98.9	99.0	2.0	.1
Primary services		448320-P	06/00	97.5	98.8	99.0	2.0	.2
Luggage and leather goods stores		448320-1	06/00	97.5	98.8	99.0	2.0	.2
Sporting goods, hobby, book and music stores	451		12/03	95.4	95.6	95.0	-5.0	-6
Sporting goods/hobby/musical instrument stores	4511		12/03	97.6	96.1	95.2	-4.8	-9
Sporting goods stores	45111		12/03	92.8	95.3	93.7	-6.3	-1.7
Sporting goods stores	451110		06/00	96.8	99.4	97.7	-6.3	-1.7
Primary services		451110-P	06/00	96.9	99.6	97.9	-6.3	-1.7
Sporting goods stores		451110-1	06/00	96.9	99.6	97.9	-6.3	-1.7
Hobby, toy and game stores	45112		12/03	103.0	95.7	95.7	-4.3	0
Hobby, toy, and game stores	451120		06/00	104.3	96.9	96.9	-4.3	0
Primary services		451120-P	06/00	104.3	96.9	96.9	-4.3	0
Hobby, toy, and game stores		451120-1	06/00	104.3	96.9	96.9	-4.3	0
Sewing, needlework and piece goods stores	45113		12/03	103.5	103.4	103.4	3.4	0
Sewing, needlework, and piece goods stores	451130		06/00	94.5	94.4	94.4	3.4	0
Primary services		451130-P	06/00	94.4	94.4	94.4	3.5	0
Sewing, needlework, and piece goods stores		451130-1	06/00	94.4	94.4	94.4	3.5	0
Book, periodical and music stores	4512		12/03	91.8	94.7	94.7	-5.3	0
Book stores and news dealers	45121		12/03	94.8	94.8	94.8	-5.2	0
Book stores	451211		06/00	117.8	117.8	117.8	-5.3	0
Primary services		451211-P	06/00	117.8	117.8	117.8	-5.3	0
Book stores		451211-1	06/00	117.8	117.8	117.8	-5.3	0
Prerecorded tape, CD and record stores	45122		12/03	83.9	94.4	94.4	-5.6	0
Prerecorded tape, CD, and record stores	451220		06/03	81.9	92.2	92.2	-5.6	0
Primary services		451220-P	06/03	81.9	92.2	92.2	-5.6	0
Prerecorded tape, CD, and record stores		451220-1	06/03	81.9	92.2	92.2	-5.6	0
General merchandise stores	452		12/03	104.6	102.7	101.8	1.8	-9
Department stores	4521		12/03	107.4	106.4	105.5	5.5	-8
Department stores	45211		12/03	107.4	106.4	105.5	5.5	-8
Department stores, except discount	452111		12/03	100.6	101.0	103.1	3.1	2.1

See footnotes at end of table.

Table 5. Producer price indexes for the net output of selected industries and their products, not seasonally adjusted

—Continued

Industry and product ¹	Industry code	Product code	Index base	Index			Percent change to Dec. 2004 from:	
				Aug. 2004 ²	Nov. 2004 ²	Dec. 2004 ²	Dec. 2003	Nov. 2004
Department stores, except discount—Continued								
Primary services		452111-P	12/03	100.6	101.0	103.1	3.1	2.1
Department stores, except discount		452111-1	12/03	100.6	101.0	103.1	3.1	2.1
Discount department stores	452112		12/03	112.4	110.4	107.3	7.3	-2.8
Primary services		452112-P	06/02	123.8	121.6	118.2	7.4	-2.8
Discount department stores		452112-1	06/02	123.8	121.6	118.2	7.4	-2.8
Other general merchandise stores	4529		12/03	98.3	94.4	93.3	-6.7	-1.2
Other general merchandise stores	452900		12/03	98.3	94.4	93.3	-6.7	-1.2
Primary services		452900-P	12/03	98.3	94.4	93.3	-6.7	-1.2
Other general merchandise stores		452900-1	12/03	98.3	94.4	93.3	-6.7	-1.2
Florists	4531		12/03	100.0	99.8	100.2	.2	.4
Florists	45311		12/03	100.0	99.8	100.2	.2	.4
Florists	453110		06/00	108.2	108.0	108.4	.2	.4
Primary services		453110-P	06/00	108.2	108.0	108.4	.2	.4
Florists		453110-1	06/00	108.2	108.0	108.4	.2	.4
Office supplies, stationery and gift stores	4532		12/03	99.6	99.2	97.9	-2.1	-1.3
Office supplies and stationery stores	45321		12/03	100.2	99.5	97.2	-2.8	-2.3
Office supplies and stationery stores	453210		06/00	126.9	125.9	123.0	-2.8	-2.3
Primary services		453210-P	06/00	127.3	126.3	123.4	-2.8	-2.3
Office supplies and stationery stores		453210-1	06/00	127.3	126.3	123.4	-2.8	-2.3
Gift, novelty and souvenir stores	45322		12/03	98.6	98.9	98.9	-1.1	0
Gift, novelty, and souvenir stores	453220		06/00	99.0	99.3	99.2	-1.1	-1
Primary services		453220-P	06/00	99.0	99.3	99.2	-1.1	-1
Gift, novelty, and souvenir stores		453220-1	06/00	99.0	99.3	99.2	-1.1	-1
Manufactured (mobile) home dealers	45393		12/03	109.4	111.6	111.6	11.6	0
Manufactured (mobile) home dealers	453930		12/02	115.6	118.0	118.0	11.6	0
Primary services		453930-P	12/02	115.6	118.0	118.0	11.6	0
Manufactured (mobile) home dealers		453930-1	12/02	115.6	118.0	118.0	11.6	0
Nonstore retailers	454		12/03	102.0	111.7	117.5	17.5	5.2
Mail-order houses	454113		06/00	91.7	93.1	95.2	13.5	2.3
Primary services		454113-P	06/00	91.7	93.1	95.2	13.5	2.3
Mail-order houses		454113-1	06/00	91.7	93.1	95.2	13.5	2.3
Vending machine operators	4542		12/03	100.6	104.6	105.4	5.4	.8
Vending machine operators	45421		12/03	100.6	104.6	105.4	5.4	.8
Vending machine operators	454210		06/00	106.5	110.8	111.7	5.5	.8
Primary services		454210-P	06/00	106.6	110.9	111.7	5.5	.7
Vending machine operators		454210-1	06/00	106.6	110.9	111.7	5.5	.7
Fuel dealers	45431		06/00	118.2	142.1	154.6	23.5	8.8
Fuel dealers	454310		06/00	118.2	142.1	154.6	(¹)	8.8
Primary services		454310-P	06/00	120.6	145.0	157.7	(¹)	8.8
Fuel dealers		454310-1	06/00	120.6	145.0	157.7	(¹)	8.8
Other receipts		454310-SM	06/00	90.9	91.7	98.3	(¹)	7.2
Air transportation	481		12/92	163.4	160.4	163.0	.2	1.6
Scheduled air transportation	4811		12/89	200.1	196.1	199.3	.1	1.6
Scheduled air transportation	48111		12/89	200.1	196.1	199.3	.1	1.6
Scheduled passenger air transportation	481111		12/89	207.0	202.2	204.9	-.8	1.3
Primary services		481111-P	12/89	222.1	216.3	219.5	-.9	1.5
Domestic		481111-1	12/89	228.0	225.4	224.4	-1.3	-.4
First class, including business		481111-101	12/99	119.5	121.4	124.0	1.9	2.1
Coach		481111-102	12/99	128.6	126.2	124.9	-2.1	-1.0
International		481111-2	12/89	188.6	176.5	188.5	.1	6.8
Other receipts		481111-SM	12/89	146.8	146.8	146.8	(¹)	0

See footnotes at end of table.

Table 5. Producer price indexes for the net output of selected industries and their products, not seasonally adjusted
—Continued

Industry and product ¹	Industry code	Product code	Index base	Index			Percent change to Dec. 2004 from:	
				Aug. 2004 ²	Nov. 2004 ²	Dec. 2004 ²	Dec. 2003	Nov. 2004
Scheduled freight air transportation	481112		12/03	101.8	101.9	105.4	5.4	3.4
Primary services		481112-P	12/87	125.9	126.0	130.3	5.4	3.4
Property		481112-1	12/87	131.1	131.2	136.6	7.3	4.1
Mail		481112-2	12/87	111.1	111.1	111.1	-3.6	0
Nonscheduled air transportation	4812		12/96	118.7	121.7	123.1	3.7	1.2
Nonscheduled air transportation	48121		12/96	118.7	121.7	123.1	3.7	1.2
Nonscheduled air transportation	481210		06/92	126.6	129.9	131.4	3.7	1.2
Primary services		481210-P	12/00	105.9	107.1	108.5	2.0	1.3
Passenger and freight charter, including air taxi		481210-5	12/00	105.9	107.1	108.5	2.0	1.3
Other receipts		481210-SM	06/92	132.2	153.7	153.7	22.4	0
Rail transportation	482		12/96	113.5	115.5	117.2	6.9	1.5
Rail transportation	4821		12/96	113.5	115.5	117.2	6.9	1.5
Rail transportation	48211		12/96	113.5	115.5	117.2	6.9	1.5
Line-haul railroads	482111		12/84	126.6	128.8	130.7	7.0	1.5
Primary services		482111-P	12/84	126.6	128.8	130.7	7.0	1.5
Freight transportation (Non-TOFC/TOFC)		482111-X	12/96	113.5	115.7	117.4	7.2	1.5
Non-trailer on flatcar shipments (Non-TOFC)		482111-1	12/96	114.5	116.4	118.2	7.4	1.5
Farm products		482111-A01	12/84	146.8	154.2	154.7	14.5	.3
Metallic ores		482111-A02	12/84	110.3	111.3	114.0	7.6	2.4
Coal		482111-A03	12/84	113.4	113.5	113.5	1.2	0
Non-metallic minerals		482111-A04	12/84	132.2	132.6	137.1	9.6	3.4
Food products		482111-A05	12/84	109.8	112.3	115.0	12.4	2.4
Lumber and wood products		482111-A06	12/84	131.8	136.2	139.2	11.5	2.2
Pulp, paper, and allied products		482111-A07	12/84	131.2	134.8	134.9	7.4	.1
Chemicals and allied products		482111-A08	12/84	140.4	142.2	145.2	7.8	2.1
Petroleum and coal products		482111-A09	12/84	132.1	133.7	136.8	5.0	2.3
Stone, clay, glass, and concrete products		482111-B01	12/84	132.8	136.8	139.5	9.0	2.0
Primary metal products		482111-B02	12/84	143.3	145.8	151.5	12.3	3.9
Transportation equipment		482111-B03	12/84	142.4	144.4	148.6	8.5	2.9
All other shipments		482111-B04	12/96	123.9	128.1	130.6	9.2	2.0
Trailer on flatcar shipments(TOFC)		482111-2	12/96	108.9	112.0	113.5	6.3	1.3
Passenger transportation		482111-3	12/96	111.3	111.3	111.3	.5	0
First class		482111-301	12/96	103.0	103.0	103.0	.9	0
Coach		482111-303	12/96	115.6	115.6	115.6	.5	0
Coach, discount		482111-305	12/96	112.8	112.8	112.8	0	0
Water transportation	483		12/03	102.1	103.4	103.5	3.5	.1
Deep sea freight transportation	483111		06/88	227.7	230.1	230.9	3.2	.3
Primary services		483111-P	06/88	232.7	235.0	235.9	3.2	.4
Deep sea freight transportation		483111-5	06/88	232.7	235.0	235.9	3.2	.4
Coastal and Great Lakes freight transportation	483113		12/03	102.1	102.9	102.7	2.7	-2
Primary services		483113-P	12/03	102.3	103.2	103.0	3.0	-2
Coastal and intercoastal freight transportation		483113-1	12/03	101.5	101.5	102.1	2.1	.6
Great Lakes - St. Lawrence Seaway freight transportation		483113-2	12/91	107.8	108.9	108.5	2.0	-4
Coastal and intercoastal towing transportation		483113-3	12/03	104.9	107.6	105.4	5.4	-2.0
Other receipts		483113-SM	12/03	101.1	101.2	101.2	1.2	0
Inland water transportation	4832		12/03	104.5	108.0	107.2	7.2	-7
Inland water transportation	48321		12/03	104.5	108.0	107.2	7.2	-7
Inland water freight transportation	483211		12/90	132.5	137.0	136.0	7.2	-7
Primary services		483211-P	12/90	131.9	136.3	135.4	7.1	-7
Inland waterways freight transportation (except towing)		483211-1	12/03	105.0	108.9	107.8	7.8	-1.0
Inland waterways towing transportation		483211-2	12/03	101.6	103.4	104.4	4.4	1.0
Other receipts		483211-SM	12/03	107.0	110.6	107.3	7.3	-3.0
Truck transportation	484		12/03	103.7	105.4	105.3	5.3	-1
General freight trucking	4841		12/03	104.2	106.4	106.1	6.1	-3
General freight trucking, local	48411		12/03	106.6	107.0	108.5	8.5	1.4
General freight trucking, local	484110		12/03	106.6	107.0	108.5	8.5	1.4
Primary services		484110-P	06/93	118.8	119.2	120.9	8.7	1.4
General freight trucking, local		484110-1	06/93	118.8	119.2	120.9	8.7	1.4
Other receipts		484110-SM	12/03	102.1	102.7	102.7	2.7	0

See footnotes at end of table.

Table 5. Producer price indexes for the net output of selected industries and their products, not seasonally adjusted
—Continued

Industry and product ¹	Industry code	Product code	Index base	Index			Percent change to Dec. 2004 from:	
				Aug. 2004 ²	Nov. 2004 ²	Dec. 2004 ²	Dec. 2003	Nov. 2004
General freight trucking, long-distance	48412		12/03	103.7	106.3	105.6	5.6	-0.7
General freight trucking, long-distance, fl	484121		12/03	103.0	105.3	104.2	4.2	-1.0
Primary services		484121-P	06/92	117.3	119.9	118.6	4.1	-1.1
General freight trucking, long-distance, truckload		484121-2	06/92	117.3	119.9	118.6	4.1	-1.1
Other receipts		484121-SM	12/03	108.4	108.6	108.5	8.5	-1
General freight trucking, long-distance, LTL	484122		12/03	105.1	108.3	108.4	8.4	.1
Primary services		484122-P	06/92	177.9	183.3	183.5	8.4	.1
General freight trucking, long-distance, less than truckload		484122-1	06/92	177.9	183.3	183.5	8.4	.1
Other receipts		484122-SM	12/03	105.1	109.4	108.2	8.2	-1.1
Specialized freight trucking	4842		12/03	102.9	103.4	103.9	3.9	.5
Used household and office goods moving	48421		12/03	103.6	102.6	104.1	4.1	1.5
Used household and office goods moving	484210		12/03	103.6	102.6	104.1	4.1	1.5
Primary services		484210-P	12/03	103.3	102.2	103.7	3.7	1.5
Used household and office goods moving, except local		484210-2	06/92	150.4	148.6	151.3	4.1	1.8
Used household and office goods moving, local		484210-4	12/03	102.4	101.7	102.1	2.1	.4
Other receipts		484210-SM	12/03	106.9	107.2	108.5	8.5	1.2
Specialized frgt (exc used) trucking, local	48422		12/03	103.3	103.7	103.6	3.6	-.1
Specialized frgt (exc used) trucking, local	484220		12/03	103.3	103.7	103.6	3.6	-.1
Primary services		484220-P	06/93	126.3	126.7	126.6	3.7	-.1
Specialized freight (except used goods) trucking, local		484220-3	06/93	126.3	126.7	126.6	3.7	-.1
Other receipts		484220-SM	12/03	100.6	(³)	100.6	.6	(³)
Specialized frgt (exc used) trucking, ldist	48423		12/03	102.2	103.8	104.2	4.2	.4
Specialized frgt (exc used) trucking, ldist	484230		12/03	102.2	103.8	104.2	4.2	.4
Primary services		484230-P	06/01	103.9	105.5	106.0	4.1	.5
Specialized freight (except used goods) trucking, long-distance		484230-6	06/01	103.9	105.5	106.0	4.1	.5
Other receipts		484230-SM	12/03	104.3	106.0	105.9	5.9	-.1
Pipeline transportation of crude oil	4861		12/03	105.2	105.1	105.2	5.2	.1
Pipeline transportation of crude oil	48611		12/03	105.2	105.1	105.2	5.2	.1
Pipeline transportation of crude oil	486110		06/86	116.6	116.6	116.6	5.1	0
Primary services		486110-P	06/86	114.9	114.9	115.0	5.6	.1
Pipeline transportation of crude oil		486110-3	06/86	111.5	111.5	111.6	5.6	.1
Trans-Alaskan Pipeline System transportation		486110-311	06/86	88.3	88.3	88.3	-7.1	0
Pipeline transportation of crude petroleum, except on the TAPS		486110-312	06/86	136.9	136.9	137.1	11.5	.1
Other receipts		486110-SM	06/86	136.1	136.1	136.1	1.7	0
Other pipeline transportation	4869		12/03	102.5	102.6	102.6	2.6	0
Pipeline trans of ref petroleum products	48691		12/03	102.5	102.6	102.6	2.6	0
Pipeline transportation of refined petroleum products	486910		06/86	117.3	117.4	117.4	2.6	0
Primary services		486910-P	06/86	117.5	117.6	117.6	2.6	0
Pipeline transportation of refined petroleum products		486910-1	06/86	119.2	119.3	119.3	2.6	0
Transportation support activities	488		12/03	101.6	102.5	102.4	2.4	-.1
Air transportation support activities	4881		12/96	129.0	131.2	130.7	3.7	-.4
Airport operations	48811		12/03	101.3	103.4	102.6	2.6	-.8
Other airport operations	488119		12/03	101.3	103.4	102.6	2.6	-.8
Primary services		488119-P	06/92	143.4	147.6	145.9	3.0	-1.2
Lease space for concessions		488119-1	06/92	151.6	150.7	149.0	-1.5	-1.1
Services rendered to air passenger and cargo carriers		488119-2	06/92	150.0	159.0	156.7	6.2	-1.4
Other airport services		488119-3	06/92	101.7	101.7	101.7	2.4	0
Other receipts		488119-SM	06/92	147.3	147.2	147.2	1.2	0
Other air transportation support activities	48819		12/03	103.0	104.6	104.4	4.4	-.2
Other air transportation support activities	488190		12/03	103.0	104.5	104.4	4.4	-.1
Primary services		488190-P	06/92	130.8	133.1	132.9	6.4	-.2
Fuels and lubricants		488190-1	06/92	148.9	159.2	158.0	16.3	-.8
Aircraft maintenance and repair		488190-2	06/92	132.4	134.1	134.1	6.9	0
Ramp service, aircraft parking, tiedown and storage		488190-3	06/92	116.1	116.5	116.5	1.7	0
Other aircraft services		488190-4	06/92	136.6	136.6	136.6	2.1	0
Other receipts		488190-SM	06/92	134.5	134.5	133.9	-7.9	-.4

See footnotes at end of table.

Table 5. Producer price indexes for the net output of selected industries and their products, not seasonally adjusted
—Continued

Industry and product ¹	Industry code	Product code	Index base	Index			Percent change to Dec. 2004 from:	
				Aug. 2004 ²	Nov. 2004 ²	Dec. 2004 ²	Dec. 2003	Nov. 2004
Water transportation support activities	4883		12/03	101.0	101.9	101.8	1.8	-0.1
Port and harbor operations	48831		12/03	102.2	103.5	104.5	4.5	1.0
Port and harbor operations	488310		12/03	102.2	103.5	104.5	4.5	1.0
Primary services		488310-P	12/03	102.1	103.4	104.6	4.6	1.2
Wharfage		488310-4	12/98	119.7	119.7	121.1	3.4	1.2
Other port and harbor operations		488310-7	12/98	110.7	112.7	114.0	5.0	1.2
Other receipts		488310-SM	12/03	103.3	104.4	104.4	4.4	0
Marine cargo handling	48832		12/03	100.5	101.3	101.1	1.1	-2
Marine cargo handling	488320		12/91	113.2	114.1	113.8	1.1	-3
Primary services		488320-P	12/91	113.6	114.6	114.3	1.1	-3
Stevedoring services		488320-3	12/98	103.3	104.2	103.9	1.1	-3
Containers		488320-301	12/98	103.4	104.8	103.9	1.6	-9
Other stevedoring services		488320-307	12/98	103.2	103.8	103.9	.9	.1
Other receipts		488320-SM	12/91	119.6	120.1	120.2	.8	.1
Navigational services to shipping	48833		12/03	101.5	102.3	102.1	2.1	-2
Navigational services to shipping	488330		12/92	133.2	134.3	133.9	2.1	-3
Primary services		488330-P	12/92	134.7	135.8	135.4	2.0	-3
Vessel docking and undocking services		488330-3	12/92	131.2	132.2	132.0	1.6	-2
Other tugging and towing services		488330-4	12/92	141.1	142.3	141.6	2.9	-5
Other receipts		488330-SM	12/92	125.0	126.3	125.6	3.0	-6
Freight transportation arrangement	4885		12/96	99.2	98.7	99.1	.6	.4
Freight transportation arrangement	48851		12/96	99.2	98.7	99.1	.6	.4
Freight transportation arrangement	488510		12/94	101.2	100.8	101.1	.6	.3
Primary services		488510-P	12/94	101.0	100.6	100.9	.5	.3
Freight forwarding		488510-1	12/94	101.6	100.6	101.4	1.3	.8
Arrangement of freight and cargo n.e.c.		488510-2	12/94	100.9	100.9	100.9	0	0
Other receipts		488510-SM	06/01	(¹)	(¹)	(¹)	(¹)	(¹)
Postal service	491		06/89	155.0	155.0	155.0	0	0
Postal service	4911		06/89	155.0	155.0	155.0	0	0
Postal service	49111		06/89	155.0	155.0	155.0	0	0
United States Postal Service	491110		06/89	155.0	155.0	155.0	0	0
Primary services		491110-P	06/89	155.0	155.0	155.0	0	0
First class mail		491110-1	06/89	146.8	146.8	146.8	0	0
Letter mail		491110-111	06/89	143.0	143.0	143.0	0	0
Post cards		491110-112	06/89	155.1	155.1	155.1	0	0
Priority mail		491110-113	06/89	172.3	172.3	172.3	0	0
Periodicals (second class mail)		491110-2	06/89	202.5	202.5	202.5	0	0
In county mail		491110-211	06/89	142.1	142.1	142.1	0	0
Regular rate mail		491110-212	06/89	206.0	206.0	206.0	0	0
Nonprofit rate mail		491110-213	06/89	208.0	208.0	208.0	0	0
Classroom rate mail		491110-214	06/89	144.6	144.6	144.6	0	0
Periodical mailing fees		491110-299	06/89	86.5	86.5	86.5	0	0
Standard class A (third class mail)		491110-3	06/89	169.7	169.7	169.7	0	0
Regular bulk mail		491110-312	06/89	168.8	168.8	168.8	0	0
Nonprofit bulk mail		491110-313	06/89	174.4	174.4	174.4	0	0
Standard class A mailing fees		491110-399	06/89	250.0	250.0	250.0	0	0
Standard class B (fourth class mail)		491110-4	06/89	163.9	163.9	163.9	0	0
Parcel post		491110-411	06/89	180.3	180.3	180.3	0	0
Bound printed matter		491110-412	06/89	135.7	135.7	135.7	0	0
Special rate mail		491110-413	06/89	139.6	139.6	139.6	0	0
Library rate mail		491110-414	06/89	191.1	191.1	191.1	0	0
International mail		491110-5	06/89	116.9	116.9	116.9	0	0
International air mail		491110-511	06/89	106.4	106.4	106.4	0	0
International surface mail		491110-512	06/89	185.4	185.4	185.4	0	0
Terminal dues and transit fees		491110-513	06/89	100.0	100.0	100.0	0	0
Special services and fees		491110-6	06/89	177.7	177.7	177.7	0	0
Special services		491110-611	06/89	179.9	179.9	179.9	0	0
Domestic mail fees		491110-612	06/89	160.4	160.4	160.4	0	0
Other services and fees		491110-613	06/89	181.6	181.6	181.6	0	0
Express mail		491110-912	06/89	156.1	156.1	156.1	0	0
Mailgram service		491110-913	06/89	75.0	75.0	75.0	0	0
Couriers and messengers	492		12/03	106.0	106.8	107.2	7.2	.4

See footnotes at end of table.

Table 5. Producer price indexes for the net output of selected industries and their products, not seasonally adjusted

—Continued

Industry and product ¹	Industry code	Product code	Index base	Index			Percent change to Dec. 2004 from:	
				Aug. 2004 ²	Nov. 2004 ²	Dec. 2004 ²	Dec. 2003	Nov. 2004
Couriers	4921		12/03	106.5	107.3	107.8	7.8	0.5
Couriers	49211		12/03	106.5	107.3	107.8	7.8	.5
Couriers	492110		12/03	106.5	107.3	107.8	7.8	.5
Primary services		492110-P	12/03	106.5	107.3	107.8	7.8	.5
Hub and spoke, intercity courier services		492110-1	12/92	160.7	160.9	161.4	6.7	.3
Air courier services		492110-2	12/87	153.6	156.0	157.0	9.2	.6
Domestic air courier services		492110-201	12/98	136.9	139.5	140.6	10.0	.8
International air courier services		492110-202	12/98	124.2	124.8	125.1	6.6	.2
Other receipts		492110-SM	12/03	100.1	(³)	103.2	3.2	(³)
Local messengers and local delivery	4922		12/03	101.8	101.8	101.8	1.8	0
Local messengers and local delivery	49221		12/03	101.8	101.8	101.8	1.8	0
Local messengers and local delivery	492210		12/03	101.7	101.7	101.7	1.7	0
Primary services		492210-P	12/92	131.2	131.2	131.2	1.9	0
Local messengers and local delivery		492210-1	12/92	131.2	131.2	131.2	1.9	0
Other receipts		492210-SM	12/03	100.0	(³)	(³)	(³)	(³)
General warehousing and storage	49311		12/03	100.4	100.7	100.7	.7	0
General warehousing and storage	493110		12/03	100.4	100.7	100.7	.7	0
Primary services		493110-P	06/93	109.9	109.9	109.9	.3	0
General warehousing and storage		493110-1	06/93	109.9	109.9	109.9	.3	0
Other receipts		493110-SM	12/03	102.7	(³)	(³)	(³)	(³)
Refrigerated warehousing and storage	49312		12/03	101.0	101.1	101.1	1.1	0
Refrigerated warehousing and storage	493120		12/91	111.0	111.1	111.1	1.1	0
Primary services		493120-P	12/91	110.8	110.8	110.8	1.1	0
Commodities in cold storage		493120-2	12/91	111.4	111.4	111.4	1.3	0
Fruits, including frozen juices		493120-201	12/98	114.2	114.2	114.2	.7	0
Vegetables, including potatoes		493120-202	12/98	102.6	102.6	102.6	-.4	0
Meat, poultry, and fish		493120-203	12/98	105.0	105.0	105.0	.1	0
Prepared foods		493120-206	12/91	118.6	118.7	118.7	9.5	0
Other commodities in cold storage		493120-209	12/98	100.4	100.4	100.4	.2	0
Storage related services		493120-3	12/91	106.5	106.5	106.5	.1	0
Other receipts		493120-SM	12/91	115.7	115.7	115.7	0	0
Farm product warehousing and storage	49313		12/03	100.1	100.4	100.4	.4	0
Farm product warehousing and storage	493130		12/92	116.4	116.7	116.7	.3	0
Primary services		493130-P	12/92	116.8	117.1	117.1	.3	0
Warehousing and storage of cotton, wool, and mohair		493130-3	12/92	110.4	111.0	110.9	.5	-.1
Warehousing and storage of other farm products		493130-4	06/00	108.0	108.2	108.2	.4	0
Other receipts		493130-SM	12/92	108.8	(³)	(³)	(³)	(³)
Publishing industries, except Internet	511		12/03	101.5	102.0	101.7	1.7	-.3
Newspaper, book, and directory publishers	5111		12/03	102.1	102.7	102.8	2.8	.1
Newspaper publishers	51111		12/79	409.4	412.4	412.8	3.3	.1
Newspaper publishers	511110		12/79	409.5	412.1	412.6	3.2	.1
Primary products		511110-P	12/79	418.4	419.9	420.4	3.0	.1
Sales of daily and Sunday newspapers		511110-1	12/79	297.0	297.1	298.9	.9	.6
Advertisement in daily and Sunday newspapers		511110-2	12/79	463.7	464.9	464.6	3.5	-.1
Sales of weekly and other newspapers		511110-3	06/99	112.0	112.0	112.0	4.0	0
Advertisement in weekly and other newspapers		511110-4	06/99	118.1	121.2	121.9	4.5	.6
Secondary products and miscellaneous receipts		511110-SM						
Secondary products		511110-S	12/79	257.8	278.0	278.0	7.8	0
Periodical publishers	51112		12/79	338.7	340.0	338.4	2.0	-.5
Periodical publishers	511120		12/79	338.6	339.9	338.4	2.0	-.4
Primary products		511120-P	12/79	350.3	351.8	350.0	2.2	-.5
Farm periodicals: receipts from subscriptions, sales, and advertising		511120-1	12/79	170.3	170.3	170.3	-.5	0
Specialized business & professional periodicals: receipts from subscriptions ..		511120-3	12/79	366.7	366.9	363.6	3.1	-.9
Specialized business and professional periodicals: receipts from advertising ..		511120-4	12/79	366.2	366.2	366.2	2.0	0
General and consumer periodicals: receipts from advertising		511120-6	12/79	470.9	476.8	471.0	3.8	-1.2
General and consumer periodicals: receipts from subscriptions		511120-7	12/79	293.3	293.3	293.3	0	0
General and consumer periodicals: receipts from single copy sales		511120-8	12/79	268.6	268.6	268.6	1.0	0
Other periodicals, except shopping news, catalogs, or directories, n.e.c.		511120-9	12/79	250.3	250.3	250.3	0	0
Secondary products and miscellaneous receipts		511120-SM						
Miscellaneous receipts		511120-M	12/79	262.4	262.4	262.4	0	0

See footnotes at end of table.

Table 5. Producer price indexes for the net output of selected industries and their products, not seasonally adjusted
—Continued

Industry and product ¹	Industry code	Product code	Index base	Index			Percent change to Dec. 2004 from:	
				Aug. 2004 ²	Nov. 2004 ²	Dec. 2004 ²	Dec. 2003	Nov. 2004
Periodical publishers—Continued								
Secondary products		511120-S	12/79	260.1	260.1	260.1	0.2	0.0
Book publishers	51113		12/84	215.7	218.4	220.0	4.1	.7
Book publishers	511130		12/80	293.6	297.3	299.5	4.1	.7
Primary services		511130-P	12/80	294.4	298.7	301.4	4.6	.9
Mass market rack-size book publishing		511130-A	12/80	241.4	241.4	241.4	0	0
Book club book publishing		511130-B	08/84	138.9	138.9	138.9	0	0
Mail order book publishing		511130-C	12/80	187.3	187.3	187.3	2.1	0
Adult trade and juvenile book publishing		511130-D	06/88	160.3	160.4	159.0	-7	-9
Adult trade book publishing		511130-D4	12/80	201.8	202.0	199.7	-9	-1.1
Juvenile book publishing		511130-D5	12/80	234.8	234.9	234.9	0	0
Textbook publishing, including teachers' editions		511130-1	12/80	453.5	469.6	471.2	6.3	.3
College textbooks		511130-1C	12/80	434.6	446.0	450.4	8.3	1.0
Other textbooks		511130-1D	12/02	107.1	111.6	111.5	4.9	-1
Technical, scientific, and professional book publishing		511130-3	12/80	273.8	276.2	287.8	10.4	4.2
Religious book publishing		511130-4	12/80	205.4	205.4	205.4	.4	0
General reference book publishing		511130-7	12/80	200.7	200.7	200.7	3.2	0
Other book publishing, excluding pamphlets		511130-8	04/81	230.6	230.6	230.6	1.0	0
Pamphlet publishing (5 to 48 pages)		511130-9	12/80	215.5	215.5	215.5	0	0
Other receipts		511130-SM	12/80	275.0	274.9	274.2	1.8	-3
Directory and mailing list publishers	51114		12/03	102.1	101.6	101.7	1.7	.1
Directory and mailing list publishers	511140		12/03	102.1	101.6	101.7	1.7	.1
Primary services		511140-P	12/03	102.2	101.7	101.8	1.8	.1
Telephone directory publishing		511140-1	09/84	247.9	246.1	246.2	1.6	0
Catalog and directory (except telephone directory) publishing		511140-2	06/84	201.2	202.0	202.3	3.8	.1
Business service publication publishing, excluding directories and newsletters		511140-3	06/84	243.0	242.4	242.4	1.0	0
Other directory and mailing list publishing		511140-4	12/03	102.1	102.0	102.0	2.0	0
Other receipts		511140-SM	12/03	100.1	100.1	(³)	(³)	(³)
Other publishers	51119		12/03	100.9	100.9	101.4	1.4	.5
Greeting card publishers	511191		12/85	188.4	188.4	190.4	2.1	1.1
Primary services		511191-P	12/85	207.8	207.8	210.2	2.3	1.2
Publishers' sales		511191-1	12/85	209.9	209.9	212.3	2.3	1.1
Seasonal cards: counter cards and packaged, including boxed		511191-132	06/03	100.8	100.8	103.4	4.6	2.6
Everyday cards: counter cards and packaged, including boxed		511191-134	12/85	214.8	214.8	214.8	.5	0
Other receipts		511191-SM	12/85	134.7	134.7	134.7	0	0
All other publishers	511199		12/03	100.8	100.7	100.8	.8	.1
Primary services		511199-P	12/03	100.8	100.7	100.8	.8	.1
Pattern publishing, including clothing patterns		511199-1	08/84	166.4	166.4	166.4	0	0
Other miscellaneous publishing		511199-5	12/03	101.1	101.0	101.1	1.1	.1
Calendar, yearbook, and other miscellaneous publishing		511199-5399	12/03	101.5	101.3	101.5	1.5	.2
Other receipts		511199-SM	12/03	101.9	101.9	101.9	1.9	0
Software publishers	5112		12/03	99.7	99.9	98.5	-1.5	-1.4
Software publishers	51121		12/03	99.7	99.9	98.5	-1.5	-1.4
Software publishers	511210		12/97	94.2	94.4	93.1	-1.5	-1.4
Primary services		511210-P	12/97	93.8	94.6	92.7	-2.8	-2.0
Applications software		511210-2	12/97	93.5	93.4	90.4	-4.8	-3.2
Applications software sold separately (non-suite)		511210-201	12/97	97.3	97.3	92.7	-6.4	-4.7
Applications software sold as a suite		511210-202	12/97	84.8	84.6	85.2	-.8	.7
Computer games and other prepackaged software		511210-3	12/97	38.2	41.2	40.5	-1.7	-1.7
Maintenance, documentation, training, and other software services		511210-4	12/97	137.8	137.8	137.8	.1	0
Other receipts		511210-SM	12/97	85.3	82.5	83.9	6.2	1.7
Broadcasting, except Internet	515		12/03	100.9	105.5	104.9	4.9	-6
Radio and television broadcasting	5151		06/01	103.9	106.0	104.6	2.8	-1.3
Radio broadcasting	51511		12/03	104.1	105.2	105.4	5.4	.2
Radio networks	515111		12/03	101.6	101.6	101.6	1.6	0
Primary services		515111-P	12/03	101.6	101.6	101.6	1.6	0
Radio network and national syndication time sales and other services		515111-1	12/95	144.9	144.9	144.9	1.6	0
Radio stations	515112		06/88	190.5	192.8	193.2	5.7	.2
Primary services		515112-P	06/88	196.9	199.1	199.7	6.1	.3
Radio station time sales		515112-1	06/88	197.0	199.2	199.8	6.2	.3
Local radio station time sales		515112-101	12/95	148.9	149.5	150.0	5.8	.3

See footnotes at end of table.

Table 5. Producer price indexes for the net output of selected industries and their products, not seasonally adjusted
—Continued

Industry and product ¹	Industry code	Product code	Index base	Index			Percent change to Dec. 2004 from:	
				Aug. 2004 ²	Nov. 2004 ²	Dec. 2004 ²	Dec. 2003	Nov. 2004
Radio stations—Continued								
National and regional radio station time sales		515112-102	12/95	131.7	136.2	136.4	7.5	0.1
Other receipts		515112-SM	12/03	98.4	101.2	100.0	0	-1.2
Television broadcasting	51512		12/03	101.6	104.3	102.1	2.1	-2.1
Television broadcasting	515120		06/01	102.5	105.3	103.0	2.1	-2.2
Primary services		515120-P	06/01	100.4	101.6	100.2	-.6	-1.4
Local television station services		515120-1	06/01	106.7	110.1	107.5	2.6	-2.4
Television station advertising sales		515120-101	06/01	111.2	116.0	112.4	4.4	-3.1
Network television affiliate services		515120-102	06/01	94.2	94.2	94.2	-2.2	0
Network television and national syndication services		515120-2	06/01	94.6	93.5	93.4	-3.8	-.1
Other receipts		515120-SM	06/01	83.3	(³)	(³)	(³)	(³)
Cable networks	5152		12/03	99.6	107.0	107.3	7.3	.3
Cable networks	51521		12/03	99.6	107.0	107.3	7.3	.3
Cable networks	515210		12/03	99.6	107.0	107.3	7.3	.3
Primary services		515210-P	12/03	99.6	107.0	107.3	7.3	.3
Cable network advertising services		515210-1	06/93	168.1	201.9	203.1	13.7	.6
Cable network affiliate services		515210-2	06/93	139.7	139.7	139.7	3.1	0
Telecommunications	517		12/03	99.9	99.0	98.9	-1.1	-.1
Wired telecommunications carriers	5171		06/99	86.3	85.5	85.5	-1.4	0
Wired telecommunications carriers	51711		12/03	99.5	98.6	98.6	-1.4	0
Wired telecommunications carriers	517110		06/95	83.7	83.0	83.0	-1.3	0
Primary products		517110-P	06/95	83.7	83.0	83.0	-1.3	0
Local service, except private lines		517110-1	06/95	105.4	105.4	105.4	.2	0
Residence local service		517110-111	06/95	108.6	108.6	108.5	.2	-.1
Business local service		517110-112	06/95	101.7	101.7	101.7	.1	0
Coin local service		517110-113	06/95	103.9	103.9	103.9	0	0
Other local service		517110-114	06/95	120.3	120.5	120.5	.2	0
Public switched toll service		517110-2	06/95	65.3	64.0	63.9	-3.6	-.2
Residence switched toll service		517110-21	06/95	75.0	73.3	73.4	-1.6	.1
Intrastate residence switched toll service		517110-211	06/95	82.5	81.9	81.8	-2.3	-.1
Interstate residence switched toll service		517110-212	06/95	76.8	74.0	74.3	1.1	.4
International residence switched toll service		517110-213	06/95	29.6	26.4	27.0	-13.7	2.3
Business switched toll service		517110-22	06/95	53.9	52.9	52.7	-6.4	-.4
Business switched access toll service		517110-221	06/95	62.0	61.1	60.4	-6.5	-1.1
Outbound business switched access toll service		517110-2211	06/95	57.1	55.1	55.0	-7.6	-.2
Intrastate business switched access toll service, outbound		517110-22111	06/95	86.7	86.1	85.4	-3.3	-.8
Interstate business switched access toll service, outbound		517110-22112	06/95	27.9	25.3	25.1	-21.3	-.8
International business switched access toll service, outbound		517110-22113	06/95	31.5	27.2	28.3	-16.0	4.0
Inbound business switched access toll service		517110-2212	06/95	70.6	71.3	69.7	-5.0	-2.2
Intrastate business switched access toll service, inbound		517110-22121	06/95	61.0	60.9	60.0	0	-1.5
Interstate business switched access toll service, inbound		517110-22122	06/95	55.6	58.0	54.7	-11.3	-5.7
International business switched access toll service, inbound		517110-22123	06/95	40.4	35.1	39.0	-15.4	11.1
Business special access switched toll service, except private lines		517110-222	06/95	40.0	39.1	39.5	-6.6	1.0
Outbound business special access switched toll service		517110-2221	06/95	34.5	33.9	33.9	-8.1	0
Intrastate business special access switched toll service, outbound		517110-22211	06/95	44.1	41.2	42.2	-10.0	2.4
Interstate business special access switched toll service, outbound		517110-22212	06/95	26.4	26.1	26.1	-8.4	0
International business special access switched toll service, outbound		517110-22213	06/95	26.2	25.6	25.4	-15.9	-.8
Inbound business special access switched toll service		517110-2222	06/95	49.8	48.3	49.5	-4.1	2.5
Intrastate business special access switched toll service, inbound		517110-22221	06/95	48.4	45.0	47.2	-3.3	4.9
Interstate business special access switched toll service, inbound		517110-22222	06/95	38.0	36.0	37.7	-8.3	4.7
International business special access switched toll service, inbound		517110-22223	06/95	45.1	37.1	38.1	-27.2	2.7
Other toll service		517110-29	06/95	73.3	71.2	71.7	-12.1	.7
Private line service		517110-3	06/95	101.2	101.2	101.2	0	0
Intrastate private line service		517110-31	06/95	103.6	103.6	103.6	0	0
Other telephone services		517110-9	06/95	101.8	102.0	102.0	.1	0
Wireless telecommunications carriers	5172		12/03	98.8	95.8	95.3	-4.7	-.5
Wireless telecommunications carriers	51721		12/03	98.8	95.8	95.3	-4.7	-.5
Paging	517211		12/03	95.0	93.4	93.5	-6.5	.1
Primary services		517211-P	06/99	99.7	98.0	98.2	-6.5	.2
Paging		517211-1	06/99	99.7	98.0	98.2	-6.5	.2
Cellular and other wireless carriers	517212		06/99	91.4	88.6	88.1	-4.7	-.6
Primary services		517212-P	06/99	90.3	87.5	87.1	-4.6	-.5
Cellular and other wireless telecommunications		517212-1	06/99	90.3	87.5	87.1	-4.6	-.5

See footnotes at end of table.

Table 5. Producer price indexes for the net output of selected industries and their products, not seasonally adjusted

—Continued

Industry and product ¹	Industry code	Product code	Index base	Index			Percent change to Dec. 2004 from:	
				Aug. 2004 ²	Nov. 2004 ²	Dec. 2004 ²	Dec. 2003	Nov. 2004
Cable and other program distribution	5175		12/03	102.6	103.4	103.5	3.5	0.1
Cable and other program distribution	51751		12/03	102.6	103.4	103.5	3.5	.1
Cable and other program distribution	517510		12/03	102.6	103.4	103.5	3.5	.1
Primary services		517510-P	12/03	102.5	103.3	103.4	3.4	.1
Cable and satellite subscriber services		517510-1	06/93	136.8	137.9	138.1	3.5	.1
Local cable system advertising services		517510-2	06/93	155.5	159.6	159.4	2.0	-.1
Other receipts		517510-SM	12/03	104.4	104.4	104.4	4.4	0
Data processing and related services	5182		12/03	99.0	98.5	98.5	-1.5	0
Data processing and related services	51821		12/03	99.0	98.5	98.5	-1.5	0
Data processing and related services	518210		12/00	102.2	101.7	101.6	-1.6	-.1
Primary services		518210-P	12/00	102.5	101.9	101.9	-1.6	0
Transaction processing services		518210-1	12/00	102.4	102.0	101.9	-2.9	-.1
Timesharing data processing services		518210-2	12/00	99.6	99.6	(³)	(³)	(³)
Data entry services		518210-3	12/00	102.1	100.8	100.8	-1.2	0
Other data processing services		518210-4	12/00	104.8	104.0	104.0	.9	0
Other receipts		518210-SM	12/00	100.3	100.3	100.3	.1	0
Security, commodity contracts and like activity	523		12/03	104.1	105.3	106.0	6.0	.7
Scrtly and comdty contracts intermed and brokerage	5231		06/00	84.7	85.6	85.6	3.3	0
Investment banking & securities dealing	52311		12/03	105.0	105.8	105.6	5.6	-2
Investment banking and securities dealing	523110		12/03	105.0	105.8	105.6	5.6	-2
Primary services		523110-P	12/03	105.1	106.0	105.8	5.8	-2
Dealer transactions		523110-2	06/00	73.8	73.7	72.6	1.5	-1.5
Dealer transactions, market making in over-the-counter equities		523110-201	06/00	18.3	18.0	14.9	-17.2	-17.2
Dealer transactions, debt securities and all other trading		523110-202	06/00	106.7	106.7	106.7	3.4	0
Investment banking services		523110-3	06/00	109.4	109.4	109.4	7.5	0
Other investment banking & securities dealing services		523110-4	12/03	104.5	108.0	109.4	9.4	1.3
Other receipts		523110-SM	12/03	(³)	(³)	(³)	(³)	(³)
Securities brokerage	52312		12/03	98.1	99.4	99.8	-2	.4
Securities brokerage	523120		12/03	98.1	99.4	99.8	-2	.4
Primary services		523120-P	12/03	97.9	99.3	99.8	-2	.5
Brokerage services		523120-1	06/00	94.6	95.5	95.8	-1	.3
Brokerage services, exchange-listed equities		523120-101	06/00	94.3	95.1	95.5	-.3	.4
Brokerage services, all other securities		523120-102	06/00	95.0	96.2	96.3	.2	.1
Other securities related services including margin lending and mutual fund sales		523120-4	06/00	71.9	73.5	73.9	-.4	.5
Other receipts		523120-SM	12/03	100.0	100.0	100.0	0	0
Portfolio management	52392		12/03	108.9	110.7	112.9	12.9	2.0
Portfolio management	523920		06/02	107.5	109.1	111.3	12.9	2.0
Primary services		523920-P	06/02	111.9	112.1	112.9	12.1	.7
Mutual fund management		523920-1	06/02	110.9	112.2	114.4	13.3	2.0
Private portfolio management		523920-2	06/02	111.4	110.9	110.9	11.6	0
Other receipts		523920-SM	06/02	76.0	87.9	99.9	19.1	13.7
Investment advice	52393		12/03	102.5	102.5	102.5	2.5	0
Investment advice	523930		12/03	102.5	102.5	102.5	2.5	0
Primary services		523930-P	06/02	107.8	107.8	107.8	2.6	0
Investment advice		523930-1	06/02	107.8	107.8	107.8	2.6	0
Insurance carriers and related activities	524		12/03	102.3	102.6	102.7	2.7	.1
Insurance carriers	5241		12/03	102.3	102.6	102.7	2.7	.1
Direct life/health/medical insurance carriers	52411		12/03	102.5	102.8	102.8	2.8	0
Direct life insurance carriers	524113		12/98	105.8	105.9	105.7	1.8	-.2
Primary services		524113-P	12/98	105.6	105.7	105.6	1.7	-.1
Life insurance policies		524113-1	12/98	101.5	101.6	101.6	.4	0
Individual life insurance policies		524113-101	12/98	104.8	104.9	105.0	.9	.1
Term life insurance policies		524113-10101	12/98	104.1	104.0	104.0	.7	0
Whole life insurance policies		524113-10102	12/98	107.8	107.9	107.9	.7	0
Universal life insurance policies		524113-10103	12/98	103.1	103.6	103.7	1.2	.1
Other individual life and disability insurance policies		524113-10104	12/98	104.5	104.3	104.6	0	.3
Group life insurance policies		524113-102	12/98	96.8	96.8	96.9	-1.3	.1

See footnotes at end of table.

Table 5. Producer price indexes for the net output of selected industries and their products, not seasonally adjusted

—Continued

Industry and product ¹	Industry code	Product code	Index base	Index			Percent change to Dec. 2004 from:	
				Aug. 2004 ²	Nov. 2004 ²	Dec. 2004 ²	Dec. 2003	Nov. 2004
Direct life insurance carriers—Continued								
Annuities		524113-2	12/98	124.3	124.2	123.2	7.5	-0.8
Variable deferred annuities		524113-201	12/98	137.2	138.5	134.0	12.3	-3.2
Fixed-rate deferred annuities		524113-202	12/98	118.0	116.9	117.8	7.6	.8
Immediate annuities		524113-203	12/98	117.8	117.2	117.7	2.3	.4
Direct health and medical insurance carriers	524114		12/02	111.9	112.5	112.6	3.6	.1
Primary services		524114-P	12/02	112.3	113.0	113.0	3.8	0
Medical service plans		524114-1	12/02	114.0	114.7	114.7	4.2	0
Group comprehensive medical service plans		524114-101	12/02	114.8	115.6	115.6	4.8	0
Group managed care medical service plans		524114-10101	12/02	114.1	114.6	114.6	4.6	0
Group fee-for-service medical service plans		524114-10102	12/02	116.2	117.5	117.5	5.1	0
Other group and individual medical service plans		524114-102	12/02	111.7	112.0	112.2	2.5	.2
Individual comprehensive medical service plans		524114-10201	12/02	117.7	118.0	118.0	2.8	0
Dental service plans		524114-10202	12/02	109.1	110.0	109.8	1.6	-2
Supplemental Medicare service plans		524114-10203	12/02	104.1	104.2	104.2	1.6	0
Other medical service plans		524114-10204	12/02	113.4	113.4	114.3	3.6	.8
Accident and health insurance		524114-2	12/02	102.0	102.4	102.4	1.4	0
Other receipts		524114-SM	12/02	106.1	106.2	106.3	.6	.1
Other direct insurance carriers	52412		12/98	119.2	119.7	119.9	2.5	.2
Direct property and casualty insurance carriers	524126		06/98	119.3	119.8	120.0	2.5	.2
Primary services		524126-P	06/98	119.3	119.8	120.0	2.5	.2
Private passenger auto insurance		524126-1	06/98	124.0	124.3	124.5	2.6	.2
Private passenger auto insurance, California		524126-101	06/98	127.8	127.3	128.0	2.6	.5
Private passenger auto insurance, New York		524126-102	06/98	128.2	127.8	127.2	4.2	-5
Private passenger auto insurance, Texas		524126-103	06/98	113.9	114.2	114.3	1.0	.1
Private passenger auto insurance, Florida		524126-104	06/98	142.8	142.5	142.5	1.1	0
Private passenger auto insurance, Pennsylvania		524126-105	06/98	119.6	118.2	119.0	.5	.7
Private passenger auto insurance, Illinois		524126-106	06/98	123.6	123.5	124.1	1.4	.5
Private passenger auto insurance, Ohio		524126-107	06/98	117.7	119.7	120.1	3.4	.3
Private passenger auto insurance, Michigan		524126-108	06/98	156.9	160.8	161.4	11.4	.4
Private passenger auto insurance, New Jersey		524126-109	06/98	104.6	105.4	106.0	2.6	.6
Private passenger auto insurance, North Carolina		524126-111	06/98	111.9	112.1	112.3	2.0	.2
Private passenger auto insurance, all other areas		524126-112	06/98	122.1	122.5	122.6	2.0	.1
Homeowner's insurance		524126-2	06/98	143.6	144.9	145.6	6.8	.5
Homeowner's insurance, California		524126-201	06/98	138.5	141.9	141.9	5.0	0
Homeowner's insurance, New York		524126-202	06/98	120.7	121.3	125.4	5.2	3.4
Homeowner's insurance, Texas		524126-203	06/98	136.6	136.2	136.2	.1	0
Homeowner's insurance, Florida		524126-204	06/98	136.9	136.2	137.3	6.2	.8
Homeowner's insurance, Pennsylvania		524126-205	06/98	135.7	135.9	135.9	5.2	0
Homeowner's insurance, all other areas		524126-206	06/98	149.7	151.2	151.8	8.4	.4
Commercial auto insurance		524126-3	06/98	115.1	115.4	115.5	.7	.1
Non-auto liability insurance		524126-4	06/98	111.2	111.7	111.8	1.6	.1
Product liability insurance		524126-401	06/98	115.6	117.3	117.7	3.5	.3
Medical malpractice insurance		524126-402	06/98	121.3	122.2	122.4	2.7	.2
Other non-auto liability insurance		524126-403	06/98	108.4	108.8	108.8	1.1	0
Commercial multiple peril insurance		524126-5	06/98	108.9	110.4	110.5	2.9	.1
Worker's compensation insurance		524126-6	06/98	110.8	111.6	111.6	2.1	0
Other property and casualty insurance		524126-7	12/03	100.7	100.8	100.8	.8	0
Insurance agencies and brokerages	52421		12/03	100.9	101.0	101.0	1.0	0
Insurance agencies and brokerages	524210		12/02	104.5	104.6	104.6	1.1	0
Primary services		524210-P	12/02	104.8	104.8	104.8	1.1	0
Sale of property and casualty insurance		524210-11	12/02	104.6	104.6	104.7	1.3	.1
Sale of private passenger auto insurance		524210-111	12/02	101.2	101.2	101.2	.2	0
Sale of homeowner's insurance		524210-112	12/02	106.2	106.1	106.2	4.0	.1
Sale of other property and casualty insurance		524210-113	12/02	107.2	107.2	107.2	1.5	0
Sale of life insurance and annuities		524210-12	12/02	101.7	101.7	101.7	0	0
Sale of health insurance		524210-13	12/02	108.8	109.0	109.0	1.5	0
Sale of other insurance		524210-14	12/02	100.2	100.2	100.2	0	0
Other receipts		524210-SM	12/02	100.8	100.8	100.8	.3	0
Lessors of nonres bldg (exc miniwarehouse)	53112		12/03	104.0	104.2	103.1	3.1	-1.1
Lessors of nonres bldg (exc miniwarehouse)	531120		12/95	121.7	122.0	120.6	3.1	-1.1
Primary services		531120-P	12/95	119.7	120.0	118.4	.9	-1.3
Lessors of shopping centers and retail stores		531120-1	12/95	106.9	108.5	111.9	.4	3.1
Leasing of open shopping centers		531120-104	12/02	105.0	105.5	108.8	5.0	3.1
Leasing of enclosed shopping centers		531120-105	12/02	91.4	95.0	98.0	-9.9	3.2
Lessors of professional and office buildings		531120-2	12/95	123.0	122.9	122.3	-2	-5
Lessors of manufacturing and industrial buildings		531120-3	12/95	123.2	123.6	123.6	.4	0
Lessors of other nonresidential buildings and facilities		531120-7	12/02	122.3	121.6	101.1	10.3	-16.9
Other receipts		531120-SM	12/95	149.2	149.2	(¹)	(¹)	(¹)

See footnotes at end of table.

Table 5. Producer price indexes for the net output of selected industries and their products, not seasonally adjusted

—Continued

Industry and product ¹	Industry code	Product code	Index base	Index			Percent change to Dec. 2004 from:	
				Aug. 2004 ²	Nov. 2004 ²	Dec. 2004 ²	Dec. 2003	Nov. 2004
Lessors of miniwarehouse and self storage units	53113		12/03	102.2	102.2	102.5	2.5	0.3
Lessors of miniwarehouse and self storage units	531130		12/03	102.2	102.2	102.5	2.5	.3
Primary services		531130-P	06/93	154.6	154.6	155.1	2.7	.3
Lessors of miniwarehouses and self storage units		531130-1	06/93	154.6	154.6	155.1	2.7	.3
Other receipts		531130-SM	12/03	100.0	100.0	100.0	0	0
Offices of real estate agents and brokers	5312		12/03	101.0	99.6	100.1	.1	.5
Offices of real estate agents and brokers	53121		12/03	101.0	99.6	100.1	.1	.5
Offices of real estate agents and brokers	531210		12/03	101.0	99.6	100.1	.1	.5
Primary services		531210-P	12/03	101.1	99.6	100.1	.1	.5
Residential property sales and rental, brokerage fees, and commissions		531210-1	12/95	131.2	128.8	129.6	0	.6
Nonresidential property sales, brokerage fees, and commissions		531210-3	12/95	115.0	115.0	115.0	9	0
Nonresidential property rental, brokerage fees, and commissions		531210-4	12/95	109.2	109.2	109.2	.2	0
Other real estate agent & broker services, incl fees from land sales & rental		531210-5	12/03	100.0	100.0	100.0	0	0
Other receipts		531210-SM	12/03	99.9	(³)	(³)	(³)	(³)
Real estate property managers	53131		12/03	101.0	100.1	101.5	1.5	1.4
Residential property managers	531311		12/03	101.9	102.1	103.9	3.9	1.8
Primary services		531311-P	12/03	102.1	102.7	104.8	4.8	2.0
Residential property managers		531311-1	12/95	106.6	107.3	109.5	4.8	2.1
Other receipts		531311-SM	12/03	100.8	98.8	99.2	-8	.4
Nonresidential property managers	531312		12/03	99.7	97.0	97.7	-2.3	.7
Primary services		531312-P	12/03	99.7	97.0	97.7	-2.3	.7
Nonresidential property managers		531312-1	12/95	110.7	107.7	108.4	-2.3	.6
Offices of real estate appraisers	531320		12/03	103.8	103.2	103.3	3.3	.1
Primary services		531320-P	12/03	102.1	101.5	101.5	1.5	0
Offices of real estate appraisers		531320-1	12/95	109.1	108.5	108.5	1.5	0
Automotive equipment rental and leasing	5321		06/01	110.8	107.9	108.5	-5	.6
Passenger car rental and leasing	53211		12/03	100.6	98.8	99.8	-2	1.0
Passenger car rental	532111		12/91	147.8	145.1	146.6	-2	1.0
Primary services		532111-P	12/91	149.2	146.4	147.9	-2	1.0
Car rental, standard		532111-2	12/91	148.4	144.7	148.4	.3	2.6
Business travel		532111-211	12/98	106.2	104.2	104.4	-1	.2
Leisure travel		532111-221	12/98	131.2	127.3	133.0	6	4.5
Car rental, replacement		532111-3	12/91	162.9	162.9	157.2	-2.0	-3.5
Other receipts		532111-SM	12/91	124.8	124.8	124.8	0	0
Truck, utility trailer and RV rental and leasing	53212		12/03	103.4	99.2	98.9	-1.1	-3
Truck, utility trailer and RV rental and leasing	532120		06/91	118.8	113.8	113.5	-1.1	-3
Primary services		532120-P	06/91	119.1	112.9	112.5	-1.5	-4
Truck and utility trailer rental		532120-1	06/91	125.8	113.2	112.4	-3.2	-7
Truck, truck tractor and truck trailer leasing		532120-2	06/91	109.7	109.7	109.7	.1	0
Truck leasing		532120-211	06/91	116.2	116.2	116.2	.1	0
Truck tractor leasing		532120-212	06/91	107.1	107.1	107.1	.2	0
Truck trailer leasing		532120-213	06/91	99.7	99.7	99.7	0	0
Recreational vehicle rental		532120-3	12/98	112.4	102.9	103.2	-1	.3
Other receipts		532120-SM	06/91	116.7	116.7	116.7	.3	0
Legal services	5411		12/96	131.5	132.1	132.0	4.3	-1
Offices of lawyers	54111		12/96	131.5	132.1	132.0	4.3	-1
Offices of lawyers	541110		12/96	131.5	132.1	132.0	4.3	-1
Primary services		541110-P	12/96	131.1	131.7	131.6	4.4	-1
Corporate		541110-1	12/96	138.4	139.3	139.3	4.4	0
Real estate		541110-2	12/96	127.2	127.5	127.5	2.1	0
Civil negligence		541110-3	12/96	121.2	121.7	121.6	4.6	-1
Defendant		541110-301	12/96	137.5	138.2	138.2	7.0	0
Plaintiff		541110-302	12/96	102.6	102.8	102.8	1.0	0
Banking and commercial		541110-4	12/96	144.4	144.6	144.6	3.1	0
Insurance		541110-5	12/96	119.3	119.3	119.3	1.4	0
Wills, estate planning, and probate		541110-6	12/96	138.0	138.0	138.0	1.8	0
Other legal services		541110-7	12/96	133.2	134.1	133.8	6.0	-2
Offices of certified public accountants	541211		12/03	101.4	102.3	102.1	2.1	-2
Primary services		541211-P	12/03	101.6	102.7	102.4	2.4	-3
Auditing		541211-4	06/95	134.5	134.8	134.8	3.1	0

See footnotes at end of table.

Table 5. Producer price indexes for the net output of selected industries and their products, not seasonally adjusted
—Continued

Industry and product ¹	Industry code	Product code	Index base	Index			Percent change to Dec. 2004 from:	
				Aug. 2004 ²	Nov. 2004 ²	Dec. 2004 ²	Dec. 2003	Nov. 2004
Offices of certified public accountants—Continued								
Tax preparation and planning		541211-5	06/95	126.1	128.2	127.4	2.2	-0.6
Compilation and review		541211-6	06/95	135.6	139.0	138.5	3.1	-.4
Bookkeeping and billing services		541211-7	12/02	100.8	100.9	100.8	1.2	-.1
Multiple services transactions and other accounting services		541211-8	06/95	120.2	120.8	120.8	1.5	0
Other receipts		541211-SM	12/03	100.0	100.0	100.0	0	0
Other accounting services	541219		12/03	100.9	101.0	100.9	.9	-.1
Primary services		541219-P	12/03	100.7	100.8	100.7	.7	-.1
Other accounting services		541219-1	12/03	100.7	100.8	100.7	.7	-.1
Architectural, engineering and related services	5413		12/96	127.0	127.3	127.4	1.7	.1
Architectural services	54131		12/03	100.1	99.8	100.2	.2	.4
Architectural services	541310		12/96	120.8	120.6	121.0	.2	.3
Primary services		541310-P	12/96	122.9	123.1	123.1	1.7	0
Residential dwelling architecture		541310-1	12/96	134.8	134.8	134.8	.8	0
Commercial and industrial architecture		541310-2	12/96	124.4	124.9	124.9	3.0	0
Public and institutional facility architecture		541310-3	12/96	117.8	117.8	117.8	.6	0
Architectural advisory and predesign services		541310-5	06/03	101.7	102.4	102.4	1.7	0
Other architectural services		541310-6	12/96	116.2	116.6	116.6	.3	0
Other receipts		541310-SM	12/96	156.4	153.7	156.4	(³)	1.8
Engineering services	54133		12/03	101.6	102.0	101.9	1.9	-.1
Engineering services	541330		12/96	128.3	128.7	128.7	2.0	0
Primary services		541330-P	12/96	127.6	128.2	128.1	1.8	-.1
Building-related engineering		541330-1	12/96	123.8	124.2	124.3	2.1	.1
Nonbuilding-related engineering		541330-2	12/96	129.2	130.0	129.6	1.3	-.3
Other receipts		541330-SM	12/96	130.9	130.9	130.9	2.6	0
Retained executive recruiting	541619		12/03	100.2	100.7	100.7	.7	0
Primary services		541619-P	12/01	100.4	101.0	100.9	.7	-.1
Retained executive recruiting		541619-5	12/01	100.4	101.0	100.9	.7	-.1
Advertising agencies	54181		12/03	100.3	100.7	100.6	.6	-.1
Advertising agencies	541810		06/95	121.6	122.0	122.0	.7	0
Primary services		541810-P	06/95	122.8	123.2	123.1	.6	-.1
Ad creation, billed separately		541810-1	06/95	124.4	124.6	124.6	-.2	0
Media placement, incl. ad creation not billed separately		541810-2	06/95	119.5	120.1	120.0	1.4	-.1
Newspapers		541810-201	06/95	164.2	164.2	164.2	.2	0
Periodicals		541810-202	06/95	125.9	125.9	125.9	1.0	0
Television		541810-203	06/95	111.8	113.8	113.6	2.9	-.2
Radio, Internet, and other media placements		541810-204	06/95	111.6	111.6	111.5	1.3	-.1
Other receipts		541810-SM	06/95	99.0	99.0	99.0	2.4	0
Employment services	5613		12/96	114.6	115.2	114.1	1.8	-1.0
Employment placement agencies	56131		12/03	103.3	102.7	103.3	3.3	.6
Employment placement agencies	561310		12/03	103.3	102.7	103.3	3.3	.6
Primary services		561310-P	12/03	103.6	102.8	103.5	3.5	.7
Contingency payment recruiting		561310-1	12/01	100.4	99.3	100.3	1.8	1.0
Information technology		561310-111	12/01	107.7	102.0	97.6	2.3	-4.3
Engineering, manufacturing, and technology		561310-121	06/94	111.4	115.5	125.8	12.8	8.9
Accounting and financial		561310-131	06/94	102.5	98.0	99.5	-2.1	1.5
Sales and marketing		561310-141	06/94	100.6	100.6	101.1	-1.3	.5
Operations, administration, and human resources		561310-151	12/01	108.0	108.2	107.9	.5	-.3
Other occupations		561310-161	06/94	107.9	107.1	107.1	-.6	0
Internet recruiting services		561310-2	12/01	120.5	120.5	120.5	8.6	0
Other receipts		561310-SM	12/03	100.2	102.3	101.0	1.0	-1.3
Temporary help services	56132		12/03	102.2	103.2	101.4	1.4	-1.7
Temporary help services	561320		12/03	102.2	103.2	101.4	1.4	-1.7
Primary services		561320-P	06/94	118.5	119.6	117.6	1.6	-1.7
Office and clerical occupations		561320-1	06/94	122.0	126.0	120.9	2.6	-4.0
Light and heavy industrial occupations		561320-2	06/94	120.5	119.8	120.4	.8	.5
Technical and professional occupations		561320-3	06/94	78.3	77.4	75.2	-.9	-2.8
Medical personnel occupations		561320-4	06/94	125.2	125.2	125.2	0	0
Other temporary help supply services		561320-5	06/94	123.5	123.7	123.9	2.7	.2
Other receipts		561320-SM	12/03	100.4	100.4	100.4	.4	0
Employee leasing services	56133		12/03	102.1	101.6	102.2	2.2	.6

See footnotes at end of table.

Table 5. Producer price indexes for the net output of selected industries and their products, not seasonally adjusted

—Continued

Industry and product ¹	Industry code	Product code	Index base	Index			Percent change to Dec. 2004 from:	
				Aug. 2004 ²	Nov. 2004 ²	Dec. 2004 ²	Dec. 2003	Nov. 2004
Employee leasing services	561330		12/03	102.1	101.6	102.2	2.2	0.6
Primary services		561330-P	06/94	132.0	131.3	132.1	2.2	.6
Employee leasing services		561330-1	06/94	132.0	131.3	132.1	2.2	.6
Travel agencies	56151		12/03	94.7	96.4	96.1	-3.9	-3
Travel agencies	561510		12/89	106.1	108.0	107.7	-3.9	-3
Primary services		561510-P	12/89	106.5	108.4	108.2	-4.0	-2
Airline arrangements		561510-1	12/89	92.2	90.3	90.9	-2.5	.7
Domestic flights		561510-111	12/89	101.2	100.2	100.6	-4.3	.4
Business domestic airline bookings		561510-11101	06/02	91.3	91.3	91.2	-1.5	-.1
Leisure domestic airline bookings		561510-11102	06/02	86.2	84.7	85.3	-6.4	.7
International flights		561510-112	12/89	62.5	59.1	60.0	4.9	1.5
Business international airline bookings		561510-11201	06/02	94.2	94.2	94.2	-1.5	0
Leisure international airline bookings		561510-11202	06/02	108.1	98.8	101.1	9.8	2.3
Other travel arrangements, except airline		561510-2	12/89	148.5	155.2	153.9	-4.9	-8
Hotel and car rental bookings		561510-211	12/89	154.3	162.2	163.1	-9.7	.6
Cruise and tour bookings		561510-222	06/02	96.3	101.5	99.0	0	-2.5
Other travel arrangements and service fees		561510-233	06/02	98.4	98.2	98.2	-2.6	0
Other receipts		561510-SM	06/02	100.3	100.3	100.3	0	0
Janitorial services	56172		12/03	101.1	101.3	101.1	1.1	-2
Janitorial services	561720		12/94	119.6	119.9	119.6	1.1	-3
Primary services		561720-P	12/94	119.8	120.1	119.8	.9	-2
Nonresidential cleaning services		561720-3	06/03	100.7	100.8	100.5	.6	-3
Residential cleaning services		561720-4	06/03	109.0	110.8	110.7	3.7	-1
Other receipts		561720-SM	12/94	114.2	114.2	114.2	3.4	0
Waste collection	5621		12/03	101.4	101.4	101.5	1.5	.1
Waste collection	56211		12/03	101.4	101.4	101.5	1.5	.1
Solid waste collection	562111		12/03	101.4	101.4	101.5	1.5	.1
Primary services		562111-P	06/93	137.2	137.2	137.4	1.6	.1
Solid waste collection		562111-2	06/93	137.2	137.2	137.4	1.6	.1
Offices of physicians	6211		12/96	114.3	114.4	114.4	1.4	0
Offices of physicians	62111		12/96	114.3	114.4	114.4	1.4	0
Offices of physicians (exc mental health)	621111		12/93	123.4	123.4	123.4	1.4	0
Primary services		621111-P	12/93	123.5	123.5	123.5	1.4	0
One and two physician practices and single specialty group practices		621111-4	12/93	121.7	121.7	121.7	1.3	0
General/family practice		621111-411	12/93	129.7	129.7	129.7	1.1	0
Internal medicine		621111-412	12/99	107.3	107.3	107.3	2.5	0
General surgery and other surgical specialties		621111-413	12/99	102.7	102.7	102.7	.1	0
Pediatrics		621111-414	12/93	164.3	164.3	164.3	3.7	0
Obstetrics/gynecology		621111-415	12/93	132.8	132.8	132.8	.1	0
Other specialty		621111-419	12/99	107.0	107.0	107.0	1.5	0
Multispecialty group practice		621111-5	12/93	129.9	129.9	129.9	1.4	0
Medical and diagnostic laboratories	6215		12/03	100.1	100.1	100.1	.1	0
Medical and diagnostic laboratories	62151		12/03	100.1	100.1	100.1	.1	0
Medical laboratories	621511		12/03	99.9	99.9	99.9	-.1	0
Primary services		621511-P	06/94	119.0	119.0	119.0	-.1	0
Medical laboratories		621511-2	06/94	119.0	119.0	119.0	-.1	0
Diagnostic imaging centers	621512		12/03	100.3	100.3	100.3	.3	0
Primary services		621512-P	06/94	105.3	105.3	105.3	.4	0
Diagnostic imaging centers		621512-4	06/94	105.3	105.3	105.3	.4	0
Other receipts		621512-SM	12/03	100.0	100.0	100.0	0	0
Home health care services	6216		12/96	119.7	120.0	120.1	.9	.1
Home health care services	62161		12/96	119.7	120.0	120.1	.9	.1
Home health care services	621610		12/96	119.8	120.0	120.1	.9	.1
Primary services		621610-P	12/96	115.8	116.1	116.2	1.0	.1
Public payors		621610-3	12/03	100.4	100.8	100.9	.9	.1
Medicare payors		621610-31	12/96	117.4	118.1	118.2	.8	.1
Non-Medicare public payors		621610-32	12/03	100.8	100.9	101.0	1.0	.1
Private payors		621610-4	12/03	101.0	101.0	101.1	1.1	.1
Other receipts		621610-SM	12/96	190.4	190.4	190.4	0	0

See footnotes at end of table.

Table 5. Producer price indexes for the net output of selected industries and their products, not seasonally adjusted
—Continued

Industry and product ¹	Industry code	Product code	Index base	Index			Percent change to Dec. 2004 from:	
				Aug. 2004 ²	Nov. 2004 ²	Dec. 2004 ²	Dec. 2003	Nov. 2004
Hospitals	622		12/92	141.6	143.3	143.6	4.4	0.2
General medical and surgical hospitals	6221		12/03	102.9	104.2	104.4	4.4	.2
General medical and surgical hospitals	62211		12/03	102.9	104.2	104.4	4.4	.2
General medical and surgical hospitals	622110		12/92	142.0	143.8	144.0	4.3	.1
Primary services		622110-P	12/92	144.2	146.1	146.3	4.5	.1
Medicare patients		622110-2	12/92	125.8	128.5	129.0	3.9	.4
Medicaid patients		622110-4	12/92	128.2	128.5	128.4	.5	-.1
All other patients		622110-6	12/92	158.1	159.9	160.0	6.0	.1
Diseases and disorders of the nervous system		622110-601	12/92	162.4	164.5	162.6	4.8	-1.2
Diseases and disorders of the ear, nose, mouth, and throat		622110-603	12/92	145.2	147.4	147.6	6.4	.1
Diseases and disorders of the respiratory system		622110-604	12/92	151.8	151.8	152.4	3.4	.4
Diseases and disorders of the circulatory system		622110-605	12/92	158.3	160.3	159.8	7.8	-.3
Diseases and disorders of the digestive system		622110-606	12/92	169.2	169.8	170.5	7.3	.4
Diseases and disorders of the hepatobiliary system and pancreas		622110-607	12/92	174.0	175.5	176.8	6.2	.7
Diseases and disorders of the musculoskeletal system and connective tissue		622110-608	12/92	147.6	151.1	150.6	5.9	-.3
Diseases and disorders of the skin, subcutaneous tissue and breast		622110-609	12/92	155.5	168.7	168.9	15.2	.1
Endocrine, nutritional, and metabolic diseases and disorders		622110-611	12/92	157.4	158.3	157.9	4.6	-.3
Diseases and disorders of the kidney and urinary tract		622110-612	12/92	165.7	172.7	173.2	6.9	.3
Diseases and disorders of the male reproductive system		622110-613	12/92	182.8	182.8	182.8	28.0	0
Diseases and disorders of the female reproductive system		622110-614	12/92	151.9	152.1	152.3	5.5	.1
Pregnancy, childbirth, and the puerperium		622110-615	12/92	162.9	166.7	165.3	3.4	-.8
Newborns and other neonates with conditions originating in the perinatal period		622110-616	12/92	169.6	169.0	169.3	5.5	.2
Diseases and disorders of the blood and blood forming organs and immun. diseases		622110-617	12/92	190.1	193.3	193.0	6.7	-.2
Myeloproliferative diseases and disorders, and poorly differentiated neoplasms		622110-618	12/92	145.4	145.4	146.8	4.0	1.0
Infectious and parasitic diseases (systemic or unspecified sites)		622110-619	12/92	142.6	142.6	146.4	7.7	2.7
Alcohol/drug use and alcohol/drug induced organic mental disorders		622110-622	12/92	166.8	166.8	166.8	3.0	0
Injuries, poisonings, and toxic effects of drugs		622110-623	12/92	142.0	142.0	142.0	.9	0
Factors influencing health status and other contacts with health services		622110-625	12/92	140.7	140.7	144.4	4.3	2.6
Multiple significant trauma		622110-626	12/00	115.5	116.1	121.4	6.1	4.6
Human immunodeficiency virus infections		622110-627	12/00	113.1	113.2	118.5	8.1	4.7
Other diseases and disorders		622110-628	12/03	101.5	100.1	102.2	2.2	2.1
Other receipts		622110-SM	12/92	121.2	121.3	121.3	.7	0
Psychiatric and substance abuse hospitals	6222		12/03	101.0	102.3	101.8	1.8	-.5
Psychiatric and substance abuse hospitals	62221		12/03	101.0	102.3	101.8	1.8	-.5
Psychiatric and substance abuse hospitals	622210		12/92	119.0	120.5	119.9	1.8	-.5
Primary services		622210-P	12/92	119.0	120.5	119.9	1.8	-.5
Psychiatric hospitals		622210-3	12/92	118.9	120.5	119.8	1.7	-.6
Substance abuse hospitals		622210-5	12/92	132.6	133.1	132.8	2.0	-.2
Other specialty hospitals	6223		12/03	105.3	104.8	105.3	5.3	.5
Other specialty hospitals	62231		12/03	105.3	104.8	105.3	5.3	.5
Other specialty hospitals	622310		12/92	157.8	157.1	157.8	5.3	.4
Primary services		622310-P	12/92	181.5	180.7	181.5	5.2	.4
Specialty, except psychiatric and substance abuse, hospitals		622310-6	12/92	181.5	180.7	181.5	5.2	.4
Nursing care facilities	6231		12/03	103.0	103.6	103.3	3.3	-.3
Nursing care facilities	62311		12/03	103.0	103.6	103.3	3.3	-.3
Nursing care facilities	623110		12/94	156.3	157.2	156.7	3.3	-.3
Primary services		623110-P	12/94	156.9	157.8	157.3	3.2	-.3
Public payors		623110-1	12/94	156.5	157.4	156.4	3.0	-.6
Private payors		623110-3	12/94	157.9	158.7	159.1	3.6	.3
Other receipts		623110-SM	12/94	132.8	132.8	132.8	6.2	0
Residential mental retardation facilities	62321		12/03	102.1	102.0	101.9	1.9	-.1
Residential mental retardation facilities	623210		12/03	102.1	102.0	101.9	1.9	-.1
Primary services		623210-P	12/03	102.1	102.1	102.0	2.0	-.1
Residential mental retardation facilities		623210-1	12/03	102.1	102.1	102.0	2.0	-.1
Accommodation	721		12/96	127.0	124.7	122.6	1.7	-1.7
Accommodation	7211		12/96	127.0	124.7	122.6	1.7	-1.7

See footnotes at end of table.

Table 5. Producer price indexes for the net output of selected industries and their products, not seasonally adjusted
—Continued

Industry and product ¹	Industry code	Product code	Index base	Index			Percent change to Dec. 2004 from:	
				Aug. 2004 ²	Nov. 2004 ²	Dec. 2004 ²	Dec. 2003	Nov. 2004
Hotels (exc casino hotels) and motels	72111		12/03	105.1	103.1	101.8	1.8	-1.3
Hotels (exc casino hotels) and motels	721110		12/03	105.1	103.1	101.8	1.8	-1.3
Primary services		721110-P	12/03	105.3	103.2	101.8	1.8	-1.4
Guestroom rental		721110-1	12/03	106.7	103.7	101.9	1.9	-1.7
Limited service hotels and motels		721110-101	06/93	135.5	131.2	130.7	.4	-.4
Full service hotels and motels		721110-102	06/93	151.1	139.7	138.2	3.7	-1.1
Luxury and resort hotels, excluding casino hotels		721110-103	06/93	145.8	158.5	149.3	1.5	-5.8
Food and beverages		721110-2	12/03	101.3	101.5	101.6	1.6	.1
Food and nonalcoholic beverages		721110-201	12/03	101.5	101.8	101.8	1.8	0
Alcoholic beverages		721110-202	12/03	100.4	100.6	100.9	.9	.3
Other guest services		721110-4	12/03	100.4	101.8	101.7	1.7	-.1
Other receipts		721110-SM	12/03	100.9	100.9	100.9	.9	0
Casino hotels	72112		12/03	106.4	104.9	101.4	1.4	-3.3
Casino hotels	721120		12/03	106.4	104.9	101.4	1.4	-3.3
Primary services		721120-P	12/03	106.3	104.5	101.3	1.3	-3.1
Casino hotel guestroom rental		721120-1	06/01	109.3	93.9	83.2	-6.4	-11.4
Food and beverages		721120-2	12/03	103.4	105.6	105.0	5.0	-.6
Food and nonalcoholic beverages		721120-201	12/03	104.5	105.7	105.1	5.1	-.6
Alcoholic beverages		721120-202	12/03	100.8	105.4	104.7	4.7	-.7
Other guest services		721120-4	12/03	105.4	105.8	106.4	6.4	.6
Casino gaming receipts		721120-5	06/01	104.7	104.7	102.4	1.7	-2.2
Other receipts		721120-SM	12/03	108.7	(³)	102.5	2.5	(³)
Special indexes								
Pharmaceutical preparations by Rx and OTC	32541D							
Pharmaceutical preparations, non-prescription		32541D-OTC	06/01	99.5	99.3	99.3	-.4	0
Pharmaceutical preparations, prescription		32541D-RX	06/01	114.6	115.5	115.8	4.8	.3
Premiums for property and casualty insurance ⁵	924126		06/98	119.0	119.4	119.6	2.3	.2
Primary services		924126-P	06/98	119.0	119.4	119.6	2.3	.2
Premiums for private passenger auto insurance		924126-1	06/98	122.0	122.3	122.5	2.4	.2
Premiums for private passenger auto insurance, California		924126-101	06/98	124.5	123.8	124.4	2.1	.5
Premiums for private passenger auto insurance, New York		924126-102	06/98	127.8	127.4	126.8	4.4	-.5
Premiums for private passenger auto insurance, Texas		924126-103	06/98	109.9	110.1	110.2	.9	.1
Premiums for private passenger auto insurance, Florida		924126-104	06/98	137.8	137.6	137.5	1.0	-.1
Premiums for private passenger auto insurance, Pennsylvania		924126-105	06/98	120.5	119.2	120.0	.6	.7
Premiums for private passenger auto insurance, Illinois		924126-106	06/98	118.6	118.6	119.3	1.8	.6
Premiums for private passenger auto insurance, Ohio		924126-107	06/98	115.2	117.3	117.6	.5	.3
Premiums for private passenger auto insurance, Michigan		924126-108	06/98	157.0	161.1	161.6	11.9	.3
Premiums for private passenger auto insurance, New Jersey		924126-109	06/98	104.5	105.3	106.0	2.8	.7
Premiums for private passenger auto insurance, North Carolina		924126-111	06/98	111.6	111.8	111.9	1.6	.1
Premiums for private passenger auto insurance, all other areas		924126-112	06/98	120.4	120.8	120.9	2.0	.1
Premiums for homeowner's insurance		924126-2	06/98	145.9	147.1	147.9	6.6	.5
Premiums for homeowner's insurance, California		924126-201	06/98	142.2	145.6	145.6	5.1	0
Premiums for homeowner's insurance, New York		924126-202	06/98	122.8	123.3	127.1	5.0	3.1
Premiums for homeowner's insurance, Texas		924126-203	06/98	140.1	140.1	140.1	.6	0
Premiums for homeowner's insurance, Florida		924126-204	06/98	140.5	140.0	141.1	6.7	.8
Premiums for homeowner's insurance, Pennsylvania		924126-205	06/98	135.9	136.2	136.2	5.3	0
Premiums for homeowner's insurance, all other areas		924126-206	06/98	151.6	152.9	153.5	7.9	.4
Premiums for commercial auto insurance		924126-3	06/98	114.2	114.4	114.6	.8	.2
Premiums for non-auto liability insurance		924126-4	06/98	111.1	111.6	111.6	1.4	0
Premiums for product liability insurance		924126-401	06/98	115.8	117.5	117.8	3.5	.3
Premiums for medical malpractice insurance		924126-402	06/98	120.3	121.2	121.4	2.5	.2
Premiums for other non-auto liability insurance		924126-403	06/98	108.5	108.8	108.8	.8	0
Premiums for commercial multiple peril insurance		924126-5	06/98	111.2	112.0	111.9	1.6	-.1
Premiums for worker's compensation insurance		924126-6	06/98	111.5	112.1	112.1	2.0	0
Premiums for other property and casualty insurance		924126-7	12/03	100.8	100.8	100.9	.9	.1

¹ Industry and product class indexes may include products not shown separately.

² The indexes for August 2004 have been recalculated to incorporate late reports and corrections by respondents. All indexes are subject to revision 4 months after original publication.

³ Not available.

⁴ Seasonal product—no price available this month.

⁵ The special index for 924126, in which prices reflect premiums only, contrasts with the index shown elsewhere in this table for NAICS 524126, where prices reflect premiums plus the amount of investment income earned on the invested portion of the premium.

n.e.c. = Not elsewhere classified.

Note: NAICS 2002 replaced the SIC system beginning with the release of PPI data for January 2004. See <http://www.bls.gov/ppi/ppinaics.htm> for details.

Table 6. Producer price indexes and percent changes for commodity groupings and individual items, not seasonally adjusted

(1982=100 unless otherwise indicated)

Commodity	Commodity code	Other index base	Index			Percent change to Dec. 2004 from:	
			Aug. 2004 ¹	Nov. 2004 ¹	Dec. 2004 ¹	Dec. 2003	Nov. 2004
All commodities			148.0	151.3	150.1	7.6	-0.8
Industrial commodities			149.3	153.5	151.8	8.8	-1.1
Farm products, processed foods and feeds			140.6	139.3	140.2	2	.6
Farm products	01		119.0	117.7	118.5	-4.7	.7
Fruits & melons, fresh/dry vegs. & nuts	011		113.6	148.7	133.3	1.6	-10.4
Fresh fruits and melons	0111		97.5	107.3	115.9	16.1	8.0
Citrus fruits	01		168.2	149.3	137.1	27.7	-8.2
Grapefruits	0101		192.2	423.8	393.2	111.6	-7.2
Lemons	0104		260.6	194.1	192.9	38.0	-6
Valencia oranges	0105		93.0	(²)	(²)	(²)	(²)
Navel oranges	0106		(²)	115.5	103.8	31.2	-10.1
Tangerines	0108	12/91	(²)	117.8	145.4	65.4	23.4
Tangelos	0109	12/91	(²)	(²)	196.4	5.9	(²)
Other fruits and berries	02		82.3	95.9	107.4	10.8	12.0
Plums and fresh prunes	0201	12/91	125.1	(²)	(²)	(²)	(²)
Nectarines	0202	12/91	53.7	(²)	(²)	(²)	(²)
Avocados	0205	12/91	93.2	(²)	(²)	(²)	(²)
Pineapples	0207	12/91	185.2	135.3	118.5	17.9	-12.4
Granny Smith apples	0208	12/91	(²)	76.1	71.5	-18.1	-6.0
Rome apples	0209	12/91	(²)	107.9	109.3	3.3	1.3
Golden delicious apples	0211	12/91	144.5	101.8	102.7	2.4	.9
Red delicious apples	0215		152.2	142.7	125.8	-2.6	-11.8
McIntosh apples	0216		(²)	118.6	117.4	1.4	-1.0
Table grapes	0218		77.8	98.7	(²)	(²)	(²)
Peaches	0219		59.5	(²)	(²)	(²)	(²)
Pears	0221		79.5	97.2	102.7	33.2	5.7
Strawberries	0222		101.3	(²)	255.5	-13.5	(²)
Raspberries	0224	12/91	21.6	(²)	(²)	(²)	(²)
Blackberries	0225	12/91	38.5	(²)	(²)	(²)	(²)
Cranberries	0226	12/91	(²)	32.5	32.3	-27.9	-6
Blueberries	0227	12/91	20.3	(²)	(²)	(²)	(²)
Melons	03	12/91	66.6	114.4	150.1	(²)	31.2
Cantaloupes	0301		89.3	116.2	(²)	(²)	(²)
Honeydews	0302	12/91	120.9	101.6	(²)	(²)	(²)
Watermelons	0303	12/91	85.1	209.1	274.4	(²)	31.2
Fresh and dry vegetables	0113		117.2	183.6	135.2	-13.8	-26.4
Dry vegetables	01		98.5	145.3	142.7	63.8	-1.8
Dry pea beans	0101		112.8	149.5	147.1	50.4	-1.6
Dry pinto beans	0102	12/91	194.1	334.6	328.2	101.8	-1.9
Dry great northern beans	0103	12/91	166.9	193.8	193.8	16.5	0
Dry pink beans	0104	12/91	206.7	236.9	231.8	14.9	-2.2
Dry peas	0105	12/91	119.8	115.8	113.7	-18.3	-1.8
Dry lentils	0106	12/91	120.3	122.1	118.4	-1.6	-3.0
Fresh vegetables, except potatoes	02		128.3	211.1	143.7	-22.2	-31.9
Cabbage	0211		137.9	159.1	155.8	31.5	-2.1
Carrots	0212		131.3	123.3	123.3	-17.5	0
Celery	0213		118.2	243.9	188.2	32.1	-22.8
Sweet corn	0214		65.1	134.4	86.5	-34.6	-35.6
Lettuce	0215		154.8	130.6	126.2	-67.0	-3.4
Dry onions	0216		105.3	105.8	104.4	-18.9	-1.3
Tomatoes	0217		168.6	415.0	204.9	23.0	-50.6
Snap beans	0218		159.4	214.9	244.1	(²)	13.6
Green peas	0219	12/91	53.4	82.3	(²)	(²)	(²)
Broccoli	0222	12/91	119.0	190.7	208.5	-5.9	9.3
Cauliflower	0223	12/91	44.8	91.8	106.0	19.4	15.5
Spinach	0224	12/91	341.2	259.4	186.5	-31.2	-28.1
Greens	0225	12/91	126.6	114.9	109.5	-8.9	-4.7
Endive	0226	12/91	271.7	319.6	467.5	52.2	46.3
Green onions	0227	12/91	291.6	320.7	320.7	35.5	0
Green peppers	0228	12/91	114.1	744.0	184.6	7.5	-75.2
Eggplant	0229	12/91	301.8	222.5	237.2	38.6	6.6
Squash	0231	12/91	143.4	106.5	143.7	19.9	34.9
Beets	0232	12/91	73.3	91.6	109.9	-8.9	20.0
Radishes	0233	12/91	276.0	267.8	267.8	16.4	0
Cucumbers	0234	12/91	266.8	171.7	176.4	.7	2.7
Sweet potatoes	03		125.8	125.0	120.7	-49.5	-3.4
Irish potatoes for consumer use	04		100.9	96.6	93.8	17.7	-2.9
Round white potatoes	0402	12/91	120.2	144.1	144.1	81.7	0
Russet potatoes	0403	12/91	92.0	76.6	72.7	-9.2	-5.1
Round red potatoes	0404	12/91	118.9	112.3	110.4	7.8	-1.7
Irish potatoes for processing	05	12/91	(²)	(²)	66.4	166.7	(²)

See footnotes at end of table.

Table 6. Producer price indexes and percent changes for commodity groupings and individual items, not seasonally adjusted—Continued

(1982=100 unless otherwise indicated)

Commodity	Commodity code	Other index base	Index			Percent change to Dec. 2004 from:	
			Aug. 2004 ¹	Nov. 2004 ¹	Dec. 2004 ¹	Dec. 2003	Nov. 2004
Tree nuts	0119		(²)	674.6	692.1	23.7	2.6
Pecans	0101		(²)	456.4	547.9	26.0	20.0
Almonds	0102	12/91	(²)	178.3	178.3	26.8	0
Filberts	0103	12/91	(²)	159.6	159.6	22.6	0
Walnuts	0104	12/91	(²)	136.8	135.3	14.8	-1.1
Pistachios	0106	12/91	(²)	114.5	118.0	18.8	3.1
Grains	012		92.1	81.1	84.3	-16.8	3.9
Wheat	0121		95.3	108.8	105.2	-4.9	-3.3
Hard red winter wheat	0101		89.8	103.3	100.9	-6.6	-2.3
Hard red spring wheat	0102		102.9	131.8	121.0	1.7	-8.2
Soft white wheat	0103		98.0	97.2	97.2	-1.8	0
Soft red winter wheat	0104		97.8	110.5	108.2	-9.5	-2.1
Hard amber durum wheat	0105	12/84	119.2	116.1	112.7	(²)	-2.9
Other grains	0122		92.2	72.6	78.4	-21.5	8.0
Barley	01		92.3	118.5	121.7	13.0	2.7
Corn	02		91.2	69.6	75.6	-22.9	8.6
Oats	03		87.6	89.3	93.0	2.8	4.1
Rye	04		85.0	117.2	123.1	68.2	5.0
Sorghum	05	12/91	90.1	76.4	80.3	-24.7	5.1
Louisiana rough rice	0123	12/91	70.4	59.2	58.6	(²)	-1.0
Long grain rice	0101	12/91	63.4	53.3	52.8	(²)	-9
Medium grain rice	0102	12/91	88.3	(²)	(²)	(²)	(²)
Slaughter livestock	013		121.0	115.2	117.2	-2.5	1.7
Slaughter cattle	0131		128.4	122.8	126.1	-10.9	2.7
Slaughter steers and heifers	01		126.1	122.0	127.2	-12.2	4.3
Slaughter cows and bulls	02		132.7	120.2	114.3	-1.2	-4.9
Slaughter vealers	03		50.0	(²)	(²)	(²)	(²)
Slaughter hogs	0132		97.9	91.2	90.1	48.7	-1.2
Slaughter barrows and gilts	01		97.0	90.5	89.8	48.4	-8
Slaughter sows	02		113.6	103.1	93.9	51.2	-8.9
Slaughter lambs	0133		147.1	159.4	157.9	13.4	-9
Slaughter poultry	014		179.6	160.2	159.8	6.7	-2
Slaughter chickens	0141		192.5	165.6	166.7	4.3	.7
Slaughter turkeys	0142		131.1	141.7	134.8	21.7	-4.9
Slaughter ducks	0143	12/91	142.8	142.8	142.8	5.8	0
Plant and animal fibers	015		73.2	71.7	69.8	-35.1	-2.6
Raw cotton	0151		72.1	70.7	68.8	-35.5	-2.7
Wool	0152		94.8	90.7	90.7	-5.2	0
Fluid milk	016		112.2	118.3	123.6	19.8	4.5
Milk eligible for fluid use	0161		112.6	118.6	123.8	19.5	4.4
Milk, manufacturing grade	0162		115.7	124.8	130.5	25.2	4.6
Chicken eggs	017		97.1	88.6	103.3	-40.4	16.6
Chicken eggs	0171						
Eggs for fresh use	07	12/91	82.4	80.1	96.3	-29.4	20.2
Eggs, jumbo	0701	12/84	99.0	87.6	106.7	-25.7	21.8
Eggs, extra large	0702	12/84	97.4	92.7	114.1	-26.2	23.1
Eggs, large	0703		103.1	99.3	122.6	-27.1	23.5
Eggs, medium	0704	12/84	74.9	81.1	81.1	-44.5	0
Eggs, small	0705	12/84	66.7	63.0	63.0	-48.0	0
Breaker stock and checks and undergrades	08	12/91	81.1	60.3	62.6	-64.0	3.8
Breaker stock	0801	12/91	82.8	62.6	64.8	-62.5	3.5
Checks and undergrades	0802	12/91	70.0	42.2	45.2	-77.0	7.1
Hay, hayseeds and oilseeds	018		123.8	111.0	118.6	-22.2	6.8
Alfalfa hay	0181		179.7	173.4	170.5	5.2	-1.7

See footnotes at end of table.

Table 6. Producer price indexes and percent changes for commodity groupings and individual items, not seasonally adjusted—Continued

(1982=100 unless otherwise indicated)

Commodity	Commodity code	Other index base	Index			Percent change to Dec. 2004 from:	
			Aug. 2004 ¹	Nov. 2004 ¹	Dec. 2004 ¹	Dec. 2003	Nov. 2004
Oilseeds	0183		109.9	96.7	105.6	-27.1	9.2
Peanuts	0111		91.0	86.5	84.5	-8.6	-2.3
Cottonseed	0121		125.4	131.7	140.6	-12.6	6.8
Soybeans	0131		99.1	85.7	94.3	-29.7	10.0
Flaxseed	0151	12/91	138.7	176.8	172.8	38.2	-2.3
Sunflower	0161	12/91	130.0	126.2	132.9	19.8	5.3
Other farm products	019		154.3	173.6	179.7	3.8	3.5
Leaf tobacco	0192		103.5	116.4	120.5	3.8	3.5
Processed foods and feeds	02		151.4	150.0	151.0	2.4	.7
Cereal and bakery products	021		174.3	175.2	175.1	1.7	-1
Bakery products	0211		196.3	197.5	197.4	1.4	-1
White pan bread	01		216.4	216.2	217.1	1.6	.4
Other bread	04		205.8	213.2	211.1	3.7	-1.0
White hearth bread	0401		219.5	220.6	223.8	1.5	1.5
Dark wheat bread	0402		195.3	209.3	202.1	3.9	-3.4
Other variety bread, including rye	0404		203.7	209.4	208.0	6.7	-7
Bread type rolls/stuffing/cROUTONS/crumb	05		188.4	189.4	189.3	1.2	-1
Hamburger and wiener rolls	0501		191.7	193.7	193.5	1.5	-1
Other bread rolls and stuffing	0508	06/99	107.2	107.3	107.3	.8	0
Sweet yeast goods	07		191.9	189.1	189.1	1.2	0
Soft cakes	08		197.3	201.0	200.9	2.7	0
Pies	09		216.8	215.2	216.8	1.4	.7
Cookies, crackers, and related products	21		190.0	190.0	190.2	.4	-.1
Cookies, ice cream cones, and toaster pastries	2103	06/83	170.9	170.9	170.8	.6	-1
Crackers, cracker sandwiches and pretzels	2104	06/83	205.8	205.7	206.2	.1	.2
Flour and flour base mixes and doughs	0212		130.6	135.8	134.5	3.0	-1.0
Flour	03		123.9	134.1	131.6	4.9	-1.9
Flour base mixes and doughs	04		138.9	139.1	139.1	1.2	0
Milled rice	0213		145.9	123.6	123.3	-1.0	-2
Head rice	01		146.2	123.9	123.5	-4.3	-3
Other milled rice and byproducts	02	06/84	115.1	97.5	97.5	14.4	0
Other cereals	0214		163.0	163.7	164.6	1.7	.5
Pasta products	02	06/85	128.5	127.2	127.3	.5	.1
Other cereals except pasta products	09	06/85	158.2	159.1	160.1	1.9	.6
Breakfast cereals, instant hot and cooked	0903	12/00	101.4	108.9	108.9	7.6	0
Breakfast cereals, ready to serve	0904	12/83	181.8	183.8	185.7	5.0	1.0
Manufactured starch	0907	06/85	135.9	136.5	135.9	3.7	-4
Other grain mill products, except wheat	0908	06/98	105.2	101.2	101.6	-11.8	.4
Meats, poultry, and fish	022		141.7	139.4	141.2	3.4	1.3
Meats	0221		136.5	135.9	138.2	2.8	1.7
Beef/veal products, fresh or frozen	01		138.3	138.7	144.1	-3.7	3.9
Beef carcass, fresh or frozen	0103	06/01	116.5	110.4	116.0	-5.8	5.1
Boneless beef, fresh/frozen, inc. ground bulk/patty	0124	06/01	122.4	120.4	124.2	4.5	3.2
Boxed beef/subprimal/fabricated cuts, however pkgd.	0125	12/95	130.4	136.3	141.3	-3.2	3.7
Other beef product, fresh or frozen, inc. organ cuts	0128	06/01	121.4	111.8	114.3	-26.1	2.2
Veal, fresh or frozen, not canned or sausage	0129	12/88	98.1	101.7	104.1	-1.3	2.4
Lamb/mutton, fresh or frozen	03		170.4	167.3	174.2	3.0	4.1
Pork products, fresh, frozen or processed	04		142.7	139.1	137.3	21.1	-1.3
Pork, fresh/frozen, unproc., all cuts, ex. sausage	0444	06/01	113.6	110.1	107.7	26.7	-2.2
Pork, processed or cured, not canned or sausage	0447	06/01	117.5	115.4	115.3	13.7	-1
Other meats, fresh, frozen, or canned	05		126.6	127.0	127.4	.7	.3
Fresh/processed sausage, deli & cooked meats, etc.	0503	06/01	107.5	108.0	107.5	5.5	-5
Canned meats, exc. dog, cat, and baby food	0579	12/88	125.0	127.6	127.6	4.6	0
Portion control & other meat-type products	0586	12/01	98.8	98.3	100.4	-9.7	2.1
Processed poultry	0222		132.7	123.9	124.4	1.8	.4
Young chickens (broilers/fryers/roasters)	03		141.8	125.1	126.2	-2	.9
Turkeys (toms/hens), inc. whole/parts/grou	06		110.1	111.3	110.5	9.4	-7
Canned, cooked, smoked or prepared poultry	08		131.5	132.0	132.0	2.9	0
Chicken hens and other poultry/small game	09	12/90	79.7	79.7	(²)	(²)	(²)
Unprocessed and packaged fish	0223		206.6	219.7	219.2	14.3	-2
Unprocessed finfish	01		214.4	244.8	241.0	22.9	-1.6
Haddock	0101		115.2	149.6	136.8	-19.1	-8.6
Halibut	0102		343.6	(²)	517.1	(²)	(²)
Salmon	0103		115.0	(²)	(²)	(²)	(²)
Flounder	0131	12/91	85.0	107.1	94.6	-17.3	-11.7

See footnotes at end of table.

Table 6. Producer price indexes and percent changes for commodity groupings and individual items, not seasonally adjusted—Continued

(1982=100 unless otherwise indicated)

Commodity	Commodity code	Other index base	Index			Percent change to Dec. 2004 from:	
			Aug. 2004 ¹	Nov. 2004 ¹	Dec. 2004 ¹	Dec. 2003	Nov. 2004
Unprocessed and packaged fish—Continued	0223						
Cod	0132	12/91	121.4	127.5	90.5	-11.9	-29.0
Pollock	0133	12/91	45.2	46.5	42.1	53.1	-9.5
Other finfish	0199	12/91	170.2	248.2	211.2	-13.9	-14.9
Fresh packaged fish and seafood	02		238.5	246.7	247.2	3.7	.2
Frozen packaged fish and seafood	03		170.5	176.7	179.3	10.3	1.5
Frozen packaged fish, excluding shellfish	0311	12/82	163.8	165.6	171.7	6.8	3.7
Frozen packaged shellfish and other seafood	0313	12/82	157.0	163.6	165.2	11.1	1.0
Canned and cured seafood	04		105.3	106.2	107.3	7.0	1.0
Unprocessed shellfish	05	12/91	185.1	199.5	194.2	31.0	-2.7
Shrimp	0501	12/91	92.2	(²)	98.8	15.8	(²)
Crabs	0502	12/91	187.4	229.1	229.1	136.7	0
Lobsters	0503	12/91	120.4	132.6	126.8	(²)	-4.4
Clams	0504	12/91	264.1	207.5	207.5	10.0	0
Other shellfish	0599	12/91	262.1	250.8	256.7	8.3	2.4
Dairy products	023		153.9	154.5	157.4	9.1	1.9
Fluid milk products	0231		164.8	164.9	167.3	5.0	1.5
Packaged fluid milk and related products	03	12/82	169.3	168.6	169.9	3.9	.8
Fluid whole milk	0301		164.2	164.0	164.8	4.0	.5
Lowfat milk (1/2-2%)	0302	12/82	179.9	179.6	181.4	1.9	1.0
Skim milk	0303	12/82	177.6	178.7	180.0	-1.9	.7
Cream: light, heavy, sour, half & half, and whipped	0304	12/82	163.7	159.3	160.5	16.0	.8
Cottage cheese	04	12/82	175.1	176.6	178.1	-2.0	.8
Other milk products	05	12/82	154.8	155.5	155.9	2.3	.3
Bulk fluid milk and cream	06	12/91	115.2	117.2	123.4	14.4	5.3
Butter	0232		112.5	128.8	122.8	32.8	-4.7
Natural, processed, and imitation cheese	0233		140.7	140.3	145.7	14.1	3.8
Natural cheese, except cottage cheese	02		135.5	134.8	141.7	16.3	5.1
Processed cheese and related products	03		146.2	146.5	146.3	7.0	-1
Ice cream and frozen desserts	0234		171.2	171.4	171.6	3.8	.1
Dry, condensed, and evaporated milk prod	0235		144.0	142.5	144.3	6.3	1.3
Dry milk product, including feed grade	02	12/83	119.6	119.0	119.0	4.7	0
Liquid milk products	03	12/83	181.8	181.3	185.2	5.1	2.2
Consumer-type canned milk products	0301	12/83	210.3	209.4	(²)	(²)	(²)
Bulk liquid milk products, including feed grade	0303	12/83	126.6	126.8	135.3	12.6	6.7
Processed fruits and vegetables	024		134.6	137.3	138.1	3.0	.6
Canned fruits and juices	0241		141.7	142.1	145.3	2.5	2.3
Canned fruits	01		141.6	141.3	141.8	1.4	.4
Canned fruit juices	02		143.7	144.5	149.2	3.1	3.3
Frozen fruits, juices and ades	0242		118.3	132.7	132.4	11.1	-2
Frozen fruits, melons, and berries	02		144.5	148.4	148.2	7.9	-1
Frozen juices and ades	03		109.3	127.3	126.9	12.5	-3
Frozen orange juice	0301		98.9	103.3	103.3	.3	0
Other frozen fruit and berry juice, concentrate	0311		151.4	285.3	281.9	86.4	-1.2
Frozen fruit ades, drinks and cocktails	0313	06/97	133.7	138.1	138.1	2.8	0
Citrus pulp and other citrus by products	04	06/97	72.9	72.9	68.6	-20.5	-5.9
Canned vegetables and juices	0244		133.3	135.6	135.8	3.4	.1
Canned vegetables, excl. hominy and mushrooms	0102	12/87	134.1	137.6	137.1	5.1	-4
Catsup and other tomato sauces	0127	12/87	126.6	128.2	128.8	2.6	.5
Canned vegetable juices	0139	12/87	110.4	110.4	110.4	-4	0
Frozen vegetables	0245		135.8	136.9	136.7	1.3	-1
Frozen potatoes	02	12/90	119.3	120.0	120.7	2.5	.8
Frozen French fried potatoes	0201		147.8	148.9	149.7	2.5	.5
Other frozen potato products	0209		141.7	141.2	142.7	2.4	1.1
Frozen vegetables, except potatoes	05	12/90	111.4	112.6	111.4	-2	-1.1
Frozen vegetable combinations	0521	12/90	103.3	106.3	101.3	-4.7	-4.7
Frozen vegetables, exc. potatoes & vegetable combos	0541	06/97	107.6	108.3	108.2	1.0	-1
Dried and dehydrated food	0248	12/03	99.0	98.6	99.3	-.7	.7
Sugar and confectionery	025		150.3	152.7	154.6	3.8	1.2
Raw cane sugar and byproducts	0252		106.5	107.4	107.4	-1.0	0
Refined sugar and byproducts	0253		121.4	121.3	120.6	-.4	-6
Refined cane sugar and byproducts	0701	12/02	102.9	102.3	101.8	-1.0	-5

See footnotes at end of table.

Table 6. Producer price indexes and percent changes for commodity groupings and individual items, not seasonally adjusted—Continued

(1982=100 unless otherwise indicated)

Commodity	Commodity code	Other index base	Index			Percent change to Dec. 2004 from:	
			Aug. 2004 ¹	Nov. 2004 ¹	Dec. 2004 ¹	Dec. 2003	Nov. 2004
Refined sugar and byproducts—Continued	0253						
Refined beet sugar and byproducts	0702	12/02	99.0	99.3	98.7	0.2	-0.6
Confectionery materials	0254		126.1	125.8	125.5	1.5	-.2
Chocolate coatings	0104	06/83	110.3	108.6	109.3	-3.5	.6
Other chocolate and cocoa products	0105	06/83	169.7	169.1	167.0	5.8	-1.2
Corn sweeteners	0107	06/85	131.5	131.6	131.7	.8	.1
Confectionery end products	0255		187.4	192.4	196.6	5.9	2.2
Chewing gum	02		149.5	149.8	149.9	1.8	.1
Candy and nuts	03	06/83	169.0	174.0	178.3	6.5	2.5
Chocolate and chocolate-type confectionery products	0301	06/83	161.5	161.8	162.1	.4	.2
Nonchocolate confectionery products	0302	06/83	160.0	161.8	161.1	1.6	.2
Processed nuts and seeds	0304	06/91	132.9	151.5	168.9	32.5	11.5
Sweetening syrups and molasses	04	12/85	139.7	139.7	(²)	(²)	(²)
Beverages and beverage materials	026		153.8	154.5	154.6	2.4	.1
Alcoholic beverages	0261		153.1	153.2	153.0	1.2	-.1
Malt beverages	01		153.7	153.6	153.4	1.3	-.1
Bottled beer	0101		133.8	135.3	134.5	.3	-6
Canned beer	0103		163.3	161.8	161.8	(²)	0
Barrels and kegs	0105	06/82	174.2	174.2	174.2	.8	0
Other malt beverages	0108	12/03	100.0	102.2	102.1	2.1	-.1
Distilled spirits exc brandy (bulk & bottl)	02		159.5	159.2	159.8	.1	.4
Bottled liquor, except brandy	0215	06/83	174.4	174.0	174.6	.1	.3
Wines, brandy and brandy spirits	04	12/83	144.9	145.7	145.2	1.1	-.3
Grape table wines	0431	12/83	136.8	138.0	138.3	.1	.2
Dessert wines	0434		135.5	134.6	134.8	.7	.1
Effervescent wines	0435	12/83	146.8	146.8	146.8	9.3	0
Non-grape, fortified, & specially wine or coolers	0438	12/98	117.8	117.8	117.8	.3	0
Beverage brandy and neutral fruit/brandy spirits	0439	12/83	129.9	(²)	117.6	2.3	(²)
Soft drinks	0262		156.8	158.2	158.7	3.7	.3
Noncarbonated soft drinks	06		150.0	150.2	150.5	2.2	.2
Bottled water manufacturing	0608	12/03	101.4	101.4	101.4	1.4	0
Bottled carbonated soft drinks	07	12/96	123.0	124.5	125.1	3.0	.5
Canned carbonated soft drinks	08	12/96	113.3	114.4	114.7	5.0	.3
Soft drink flavoring syrup sold bulk	09	12/96	135.4	138.1	137.9	4.6	-.1
Packaged beverage materials	0263		131.2	131.4	131.4	1.7	0
Coffee (whole bean, ground, & instant)	01		129.7	129.9	129.9	1.6	0
Soluble (instant) coffee	0103		130.6	130.6	130.6	0	0
Ground roasted and whole bean coffee	0104	06/88	111.3	111.5	111.5	1.7	0
Tea	03		137.4	137.7	137.8	2.9	.1
Other beverage materials	0264		160.3	160.2	160.2	1.6	0
Malt and malt by-products	0101		98.5	98.1	98.1	-.5	0
Liquid beverage bases, used for soft drinks	0111	12/85	176.8	176.8	176.8	2.1	0
Fats and oils	027		186.9	179.1	176.8	1.3	-1.3
Animal fats and oils	0271		200.3	188.2	181.1	-2.6	-3.8
Cottonseed oil, refined	0275	06/85	98.1	106.2	109.0	15.8	2.6
Shortening and cooking oil	0278		196.6	184.0	179.6	.1	-2.4
Shortening, 100% vegetable	0102	12/89	154.1	143.3	141.9	7.5	-1.0
Margarine	0109		224.8	205.6	199.3	-12.6	-3.1
Salad and cooking oils	0111		182.0	171.5	164.1	1.5	-4.3
All other fully refined oils	0113		134.2	128.0	129.4	(²)	1.1
Miscellaneous processed foods	028		168.7	168.7	168.6	1.1	-.1
Jams, jellies, and preserves	0281		140.1	140.1	140.1	.1	0
Pickles and pickle products	0282		181.1	181.1	181.3	.8	.1
Processed eggs	0283		110.4	105.5	106.1	-7.3	.6
Canned specialties	0284		176.6	176.6	176.0	.1	-.3
Canned baby foods	0101	12/82	229.2	229.2	229.2	0	0
Canned dry beans	0102	12/82	124.1	123.6	123.4	-1.2	-.2
Canned specialty foods	0103	12/82	129.9	129.9	129.6	.5	-.2
Canned soups	0104	12/82	233.4	233.6	232.4	.3	-.5
Frozen specialties	0285		152.5	152.6	152.7	2.7	.1

See footnotes at end of table.

Table 6. Producer price indexes and percent changes for commodity groupings and individual items, not seasonally adjusted—Continued

(1982=100 unless otherwise indicated)

Commodity	Commodity code	Other index base	Index			Percent change to Dec. 2004 from:	
			Aug. 2004 ¹	Nov. 2004 ¹	Dec. 2004 ¹	Dec. 2003	Nov. 2004
Frozen specialties—Continued	0285						
Frozen pies and other baked goods	0109	12/82	182.1	182.4	182.2	1.8	-0.1
Frozen dinners, meat pies, ethnic foods	0111	12/82	143.7	143.8	144.0	3.8	.1
Other frozen specialties	0113	12/82	149.3	149.3	149.3	.3	0
Meat sauces	0286		155.6	153.7	153.7	2.0	0
Other miscellaneous processed foods	0289		177.2	177.7	177.5	1.2	-.1
Mayonnaise, salad dressings, and sandwich spreads	0102	12/86	162.4	161.4	161.8	1.6	.2
Macaroni & noodle prods., packaged w/oth ingredients	0144	06/98	105.9	108.0	108.0	2.2	0
Dry mix preparations	0148	06/91	115.7	115.7	115.7	-.5	0
Perishable prepared food not frozen, incl. tortillas	0149	06/91	126.1	128.0	127.0	1.8	-.8
Flavoring extracts, emulsions & other liquid flavors	0151	12/85	181.6	177.6	177.6	1.4	0
Other flavoring agents, except chocolate syrup	0154	12/00	103.3	103.3	103.3	0	0
Spices	0156	06/91	145.0	145.3	145.3	.1	0
Peanut butter	0158	06/91	99.1	99.1	99.1	0	0
Manufactured ice	0161	12/85	157.4	157.7	157.7	5.6	0
Dairy product substitutes	0162	06/92	130.7	130.8	130.9	3.4	.1
Desserts (ready-to-mix)	0171	12/85	148.6	148.6	148.6	(²)	0
Chips (potato, corn, etc.)	0172	12/85	142.7	143.2	143.2	.7	0
Cider and vinegar	0174	12/85	106.7	111.5	108.8	3.6	-2.4
Other food preparations	0175	12/85	151.6	152.1	152.1	1.5	0
Prepared animal feeds	029		123.1	110.4	110.8	-10.1	.4
Corn, cottonseed, & soybean cake & meal	0292		99.1	82.0	81.6	-24.5	-.5
Cottonseed cake and meal	0101		117.3	103.9	98.3	-17.1	-5.4
Formula feeds	0293		131.3	115.3	115.0	-10.1	-.3
Poultry feeds: egg-type, broiler and turkey	0102	12/86	135.9	114.0	112.4	-12.6	-1.4
Dairy cattle feeds, complete	0104	12/86	136.9	125.0	125.6	-7.1	.5
Dairy cattle feeds, supplements and concentrates	0106	12/86	146.5	131.4	134.6	-4.2	2.4
Swine feeds, complete	0108	12/86	141.2	132.3	134.2	-8.3	1.4
Swine feed supplements, concentrates, and premixes	0112	12/86	132.6	116.4	120.7	-14.8	3.7
Beef cattle feeds, complete	0114	12/86	168.4	166.4	164.6	-4.0	-1.1
Beef cattle feeds, supplements and concentrates	0116	12/86	130.6	126.4	128.1	-8.2	1.3
Other poultry and livestock feeds	0118	12/86	131.6	128.7	127.5	-.7	-.9
Miscellaneous feedstuffs	0294		151.6	144.6	146.6	-2.1	1.4
Pet food	02		169.4	168.9	168.9	7.3	0
Dog and cat food	0202	12/85	146.5	145.8	146.2	7.6	.3
Other pet and specialty feeds	0203	12/85	128.8	130.4	126.9	4.4	-2.7
Other than pet food	03		113.4	96.4	101.6	-20.7	5.4
Meat meal and meat and bone meal	0301		97.1	70.8	83.3	-31.5	17.7
Corn wet process byproducts, incl. gluten meal	0317	06/85	72.9	70.7	69.3	-20.4	-2.0
Other animal feeds, incl. fish scrap & feather meal	0325	12/97	91.8	76.3	79.7	-14.6	4.5
Miscellaneous by-products of meat packing	0333	06/01	138.5	129.1	138.5	-17.6	7.3
Textile products and apparel	03		121.0	121.6	121.4	1.1	-.2
Synthetic fibers	031		106.9	107.5	107.9	2.1	.4
Unprocessed filament yarns	0315		110.8	111.4	111.8	2.1	.4
Non-cellulosic	02		102.2	103.2	103.5	2.3	.3
Fibrous glass yarn	0231		93.1	92.6	95.2	-.1	2.8
Nylon and other polyamide fibers	0235	06/98	93.9	94.5	94.1	-.1	-.4
Polyester yarn, staple, tow, and waste	0237	06/98	94.9	95.1	95.1	.3	0
Other noncellulosic manmade, ex. glass, carton, graf	0238	06/98	118.6	125.2	(²)	(²)	(²)
Processed yarns and threads	032		109.4	109.7	109.2	3.9	-.5
Yarns	0326		105.7	105.9	105.4	3.9	-.5
Cotton	01		95.1	91.0	88.9	-2.1	-2.3
Carded cotton yarns	0111	12/00	103.5	99.0	96.5	-2.5	-2.5
Combed cotton yarns	0121	12/00	98.1	94.1	93.1	.2	-1.1
Wool	02		126.2	116.1	118.1	.2	1.7
Synthetic	03		114.4	117.2	117.4	6.2	.2
Other throwing and winding mill products	04	12/88	104.8	108.8	109.2	8.5	.4
Rewound plied and novelty yarn, produced by others	0401	12/88	121.1	(²)	(²)	(²)	(²)
Thrown filament yarns, except textured	0402	12/88	110.6	110.6	110.6	.2	0
Textured bulked or crimped filament yarn	0403	12/96	85.9	90.4	90.9	12.2	.6
Commission throwing/texturing filament yar	05	12/88	105.5	105.5	105.5	.2	0
Threads	0327		170.9	171.0	171.0	3.1	0
Gray fabrics	033		112.5	112.8	112.3	.4	-.4

See footnotes at end of table.

Table 6. Producer price indexes and percent changes for commodity groupings and individual items, not seasonally adjusted—Continued

(1982=100 unless otherwise indicated)

Commodity	Commodity code	Other index base	Index			Percent change to Dec. 2004 from:	
			Aug. 2004 ¹	Nov. 2004 ¹	Dec. 2004 ¹	Dec. 2003	Nov. 2004
Broadwovens	0337		111.6	111.9	111.2	0.1	-0.6
Cotton	01		113.2	113.4	112.5	3.3	-8
Wool	02	06/85	110.9	(²)	103.3	-4.3	(²)
Synthetic	03		106.2	106.4	106.4	-1.2	0
Knits	0338		113.0	113.0	112.8	.1	-2
Circular knits, except hosiery	03		107.1	107.1	107.1	.4	0
Other fabrics	0339	06/84	108.9	110.3	110.1	2.6	-2
Finished fabrics	034		121.0	122.9	121.9	1.1	-8
Broadwovens	0342		116.7	120.7	118.3	1.4	-2.0
Cotton	01		105.9	106.9	106.9	-1.1	0
Wool	02		119.9	124.7	117.6	-6.7	-5.7
Synthetic	03		124.9	130.6	127.5	4.0	-2.4
Narrow fabrics	0344		129.6	130.2	130.3	2.4	.1
Nonwovens and felt goods	0345		131.5	132.1	133.0	2.9	.7
Nonwoven fabrics	0321		130.1	130.9	131.9	2.6	.8
Pressed, punched, or needled felts, except hats	0333	12/01	101.1	101.1	101.1	3.4	0
Coated fabrics, not rubberized	0346	06/85	140.5	143.2	141.9	1.2	-9
Vinyl coated or laminated fabric	0102	06/85	136.9	139.3	139.0	3.1	-2
Polyurethane and other coated or laminated fabric	0103	06/85	144.9	147.8	146.0	.2	-1.2
Embroideries and lace goods	0347	06/85	154.9	154.8	154.6	-1.1	-1
Embroideries	01	06/85	154.9	154.8	154.6	-1.2	-1
Schiffli machine embroideries	0105	06/85	143.8	143.8	143.8	0	0
Printing and stamping on apparel	0106	12/85	153.6	153.4	153.2	-1.2	-1
Knit fabrics, finished in knitting mills	0348	12/03	100.6	101.2	100.7	.7	-.5
Circular knit fabrics	01	12/03	101.1	101.7	100.9	.9	-8
Warp knit fabrics	02	12/03	100.1	100.7	100.6	.6	-1
Apparel & other fabricated textile prods	038		125.9	126.4	126.4	.2	0
Apparel	0381		125.1	125.7	125.6	-2	-1
Miscellaneous apparel and accessories	04	12/83	137.3	137.0	137.2	.7	.1
Fur products	0407	12/83	147.2	144.4	145.3	4.4	.6
Milling, hats, and caps	0413	12/90	130.0	130.1	130.6	.8	.4
Fabric and leather gloves and mittens	0417	12/03	100.6	100.6	100.6	.6	0
Raincoats and other waterproof outer garments	0422	06/02	98.2	98.3	98.4	-2.1	.1
Belts, other than leather	0425	06/85	112.9	112.7	112.7	-6	0
Leather and sheep-lined clothing	0428	12/03	102.0	102.0	102.0	2.0	0
Knit products, n.e.c.	0429	12/85	98.2	96.0	96.4	0	.4
Apparel and accessories, n.e.c.	0441	12/85	126.6	127.2	127.1	.6	-1
Contract work on apparel	05	06/87	118.1	118.1	118.1	0	0
Women's/girls/infants' cut & sew apparel	06	12/03	99.5	100.3	100.3	.3	0
Women's and girls' knit shirts and blouses	0601	12/03	98.9	99.0	98.9	-1.1	-1
Women's and girls' woven shirts and blouses	0602	12/03	100.0	100.0	100.0	0	0
Women's, misses', and juniors' dresses	0611	12/03	101.2	101.2	101.2	1.2	0
Girls' dresses	0612	12/03	100.0	99.9	100.0	0	.1
Women's and girls' coats and capes	0621	12/03	100.0	(²)	(²)	(²)	(²)
Women's misses', and juniors' skirts	0623		113.3	113.3	113.3	-4	0
Women's misses, juniors' tailored jackets and vests	0624		118.0	118.0	118.0	-3	0
Women's and girls' jeans and slacks	0631	12/03	100.0	100.0	100.0	0	0
Women's other outerwear and girls' sweaters	0633	12/03	97.0	97.0	97.0	-3.0	0
Women's and girls' underwear	0641	12/03	100.7	100.7	100.7	.7	0
Women's and girls' nightwear	0642	12/03	100.2	100.2	100.2	.2	0
Women's, misses', and juniors' brassieres	0643		137.0	139.5	139.5	3.0	0
Women's corsets, combinations, and accessories	0644	12/03	104.3	104.3	104.3	4.3	0
Robes and dressing gowns	0645		170.1	170.1	170.1	(²)	0
Infants' underwear and nightwear	0651	12/03	100.0	(²)	100.0	0	(²)
Infants' outerwear	0652	12/03	100.6	100.6	100.6	.6	0
Men's and boys' cut and sew apparel	07	12/03	99.7	100.1	99.8	-2	-3
Men's, junior boys', & little boys' trousers	0701	12/03	98.2	98.2	97.3	-2.7	-9
Men's and junior boys' jeans	0702	12/03	99.8	99.8	99.7	-3	-1
Men's and junior boys' work shirts	0711	12/03	99.3	101.0	100.5	.5	-5
Men's and junior boys' work clothing	0712	12/03	100.2	102.3	101.6	1.6	-7
Men's, junior boys', & little boys' knit shirts	0721	12/03	98.2	99.5	99.2	-8	-3
Men's, junior boys', & little boys' woven shirts	0722	12/03	102.0	102.3	102.3	2.3	0
Men's, junior & little boys' suits, incl. uniforms	0731	12/03	101.1	101.3	101.3	1.3	0
Men's and junior boys' overcoats and topcoats	0732	12/03	104.5	(²)	(²)	(²)	(²)
Men's and junior boys' tailored sport coats & vests	0733	12/03	100.9	100.8	100.9	.9	.1
Men's/junior & little boys' nontailored heavy jacket	0741	12/03	100.7	100.7	100.7	.7	0

See footnotes at end of table.

Table 6. Producer price indexes and percent changes for commodity groupings and individual items, not seasonally adjusted—Continued

(1982=100 unless otherwise indicated)

Commodity	Commodity code	Other index base	Index			Percent change to Dec. 2004 from:	
			Aug. 2004 ¹	Nov. 2004 ¹	Dec. 2004 ¹	Dec. 2003	Nov. 2004
Apparel—Continued							
	0381						
Men's/boys' sweaters, & men's/junior boys' outerwear	0743	12/03	102.0	102.0	102.0	2.0	0.0
Men's and junior boys' neckwear	0751	12/03	101.8	101.8	101.8	1.8	0
Men's, junior boys', & little boys' underwear	0761	12/03	100.3	100.3	100.3	.3	0
Men's, junior & little boys' nightwear, except robes	0762	12/03	100.0	100.0	(²)	(²)	(²)
Apparel made in knitting mills	08	12/03	98.2	98.5	98.4	-1.6	-1
Men's and junior boys' sweaters	0801	12/03	100.0	100.0	100.0	0	0
Women's, misses', and juniors' sweaters	0802	12/03	96.4	96.4	(²)	(²)	(²)
Mens' and junior boys' knit shirts	0804	12/03	96.8	96.8	(²)	(²)	(²)
Women's, misses', and juniors' knit shirts	0805	12/03	97.3	97.3	97.3	-2.7	0
Men's, junior boys' knit underwear and nightwear	0811	12/03	99.2	99.2	99.2	-.8	0
Women's/children's knit underwear/nightwear	0812	12/03	100.0	100.0	100.0	0	0
Women's/girls' finished pantyhose and tights	0821	12/03	99.0	99.2	99.2	-.8	0
Other women's/girls' finished sheer hosiery	0822	12/03	101.2	101.4	101.5	1.5	.1
Sheer hosiery shipped in the greige	0823	12/03	101.9	100.7	(²)	(²)	(²)
Men's finished seamless hosiery and socks	0824	12/03	98.9	100.5	100.5	.5	0
All other finished hosiery and socks, exc. Sheer	0825	12/03	98.6	98.5	98.5	-1.5	0
Seamless hosiery shipped in the greige, exc. Sheer	0826	12/03	100.0	99.8	99.1	-.9	-.7
Textile housefurnishings							
	0382		123.4	123.4	123.3	.7	-1
Bed clothes	01		111.2	111.3	111.2	.6	-1
Other textile housefurnishings	03	06/83	133.0	132.9	132.8	.8	-1
Towels and washcloths	0303		125.9	125.9	125.6	3.2	-2
Draperies	0307		168.4	168.4	168.4	-1.1	0
Curtains, except lace	0308	06/84	135.5	135.5	135.5	.1	0
Curtains and draperies, knit	0309	06/98	105.1	106.5	106.5	2.6	0
Other textile housefurnishings	0311	06/83	127.8	127.7	127.7	.2	0
Fabricated products, n.e.c.							
	0383		132.5	133.0	133.6	2.3	.5
Industrial and other fabricated products	03		132.0	132.5	133.1	2.3	.5
Other trimmings and findings	0311	12/83	139.6	140.0	139.9	.1	-1
Hard fiber cordage and twine	0323	12/03	105.5	110.8	111.3	11.3	.5
Soft fiber cordage and twine, except cotton	0324	06/85	120.5	122.4	123.6	5.4	1.0
Cotton cordage and twine	0325	06/85	90.7	92.5	92.5	3.6	0
Textile bags	0341	12/85	138.0	139.1	143.8	10.3	3.4
Canvas and related products	0345	06/03	101.4	101.3	101.3	1.6	0
Fabricated textile products, nec.	0351	12/85	113.5	113.8	113.9	1.1	.1
Miscellaneous textile products/services							
	039	06/85	124.0	124.6	123.7	4.4	-.7
Textile materials n.e.c. & proc. textile							
	0391	06/85	138.7	140.4	136.3	14.6	-2.9
Textile fibers, yarns, and fabrics, n.e.c.	01	06/85	122.0	121.1	123.4	6.5	1.9
Padding and upholstery filling	0104	12/85	119.6	122.5	125.0	6.3	2.0
Jute goods and scouring and combing mill products	0106	12/01	113.8	111.8	111.8	.2	0
Cotton linters	0111	12/91	179.9	143.4	145.7	11.7	1.6
Textile waste	02	12/85	150.7	153.8	146.1	18.8	-5.0
Processed textile waste	0201	12/85	180.0	180.5	171.9	9.2	-4.8
Used wiping cloths	0203	12/86	88.0	87.3	87.3	-.6	0
Contract work on textile products							
	0392	06/87	115.9	115.9	116.7	.7	.7
Commission finishing of broadwoven fabrics	0101	06/87	124.5	124.5	125.5	.7	.8
Comm. knit/knit & fin. of circular & warp knit fabr.	0104	12/94	97.7	97.7	97.7	.3	0
Other finishing of textiles	0393	12/01	100.1	100.2	100.4	.2	.2
Hides, skins, leather, and related products							
	04		165.0	165.1	165.5	.8	.2
Hides and skins, incl. cattle	041		192.7	192.0	191.7	.4	-.2
Leather	042		220.0	220.3	221.1	.9	.4
Finished and unfinished leather	0427	12/97	120.6	120.8	121.2	.8	.3
Finished and unfinished leather	0102	12/03	100.4	100.5	100.9	.9	.4
Contract tanning and finishing	0109	12/97	116.5	116.5	116.5	0	0
Footwear							
	043		146.2	146.6	146.6	.3	0
Men's footwear, excluding athletic	0431		161.3	162.0	162.0	.2	0
Women's footwear, excluding athletic	0432		129.7	129.7	129.8	1.3	.1
All other footwear	0439	12/02	98.4	98.4	98.4	-1.7	0
Other leather and related products							
	044		149.8	150.1	150.9	1.6	.5
Luggage and small leather goods	0441		138.3	138.4	140.0	1.2	1.2
Hand luggage	0112	12/84	110.6	110.6	110.6	-3.9	0

See footnotes at end of table.

Table 6. Producer price indexes and percent changes for commodity groupings and individual items, not seasonally adjusted—Continued

(1982=100 unless otherwise indicated)

Commodity	Commodity code	Other index base	Index			Percent change to Dec. 2004 from:	
			Aug. 2004 ¹	Nov. 2004 ¹	Dec. 2004 ¹	Dec. 2003	Nov. 2004
Luggage and small leather goods—Continued	0441						
Luggage other than hand luggage	0113	12/84	146.0	146.9	159.5	12.5	8.6
Women's & children's handbags & purses	0128	06/82	132.9	132.9	132.9	1.5	0
Other personal leather goods	0132	06/82	147.4	147.4	147.7	.8	2
Gloves	0442		157.3	158.4	158.4	4.0	0
Leather/leather-like goods, n.e.c.	0445	06/85	149.3	149.8	149.8	2.0	0
All other leather goods, nec	0101	06/85	151.3	151.9	151.9	2.9	0
Leather belts	0111	06/85	145.5	145.7	145.7	.2	0
Fuels and related products and power	05		130.7	140.0	132.5	19.4	-5.4
Coal	051		108.9	109.9	110.8	10.7	.8
Anthracite	0511		118.9	126.6	127.1	13.9	.4
Prepared anthracite shipped	01		121.1	130.8	130.8	17.1	0
Unprepared anthracite shipped	02		106.6	108.7	110.1	5.5	1.3
Bituminous coal and Lignite	0512		108.8	109.7	110.7	10.7	.9
Unprepared bituminous coal and Lignite	08		104.3	103.1	105.3	15.0	2.1
Prepared bituminous and Lignite	09	12/01	111.3	112.6	113.4	9.9	.7
Mechanically cleaned bituminous coal and lignite	0901	12/01	112.0	114.0	114.1	10.7	.1
Bituminous coal and Lignite, other preparation	0902	12/01	111.3	112.6	113.4	9.9	.7
Gas fuels	053		236.6	291.9	271.1	44.0	-7.1
Natural gas	0531		249.8	313.2	294.4	46.8	-6.0
Liquefied petroleum gas	0532		214.0	240.1	206.5	28.0	-14.0
Propane	0104		254.5	257.6	233.1	24.8	-9.5
Butane	0105		146.7	162.3	142.1	21.5	-12.4
Gas mixtures and other natural gas liquids	0107	06/84	211.4	249.6	208.7	32.0	-16.4
Electric power	054		148.3	142.8	143.5	2.9	.5
Residential electric power	0541	12/90	123.9	121.4	121.6	2.4	.2
Commercial electric power	0542		149.6	142.0	143.0	3.4	.7
Industrial electric power	0543		154.0	146.5	147.9	3.5	1.0
Other electric power	0545	12/90	116.2	111.0	111.3	1.6	.3
Utility natural gas	055	12/90	190.5	205.7	205.4	17.2	-.1
Residential natural gas	0551	12/90	185.0	198.7	198.3	15.7	-.2
Commercial natural gas	0552	12/90	197.1	212.1	212.4	17.3	.1
Industrial natural gas	0553	12/90	202.3	220.6	222.6	20.1	.9
Natural gas to electric utilities	0554	12/90	170.2	182.3	174.2	12.2	-4.4
Crude petroleum (domestic production)	0561		119.3	123.7	108.4	30.1	-12.4
Petroleum products, refined	057		122.9	136.8	119.0	28.2	-13.0
Gasoline	0571		128.3	140.3	120.1	27.4	-14.4
Unleaded premium gasoline	03		130.5	142.4	123.8	26.5	-13.1
Unleaded regular gasoline	04		125.8	137.7	117.4	27.9	-14.7
Unleaded mid-premium gasoline	05	12/87	217.3	237.9	206.2	27.5	-13.3
Kerosene and jet fuels	0572		127.2	142.0	110.2	27.7	-22.4
Kerosene	02		113.6	126.4	115.6	35.2	-8.5
Jet fuel	03		128.6	143.7	110.1	27.1	-23.4
Light fuel oils	0573		131.1	153.6	133.4	39.2	-13.2
Home heating oil and other distillates	02		126.8	146.7	132.1	41.0	-10.0
#2 diesel fuel	03		135.1	159.7	135.3	37.9	-15.3
Residual fuels	0574		99.7	108.8	105.3	1.0	-3.2
Finished lubricants	0576		174.5	179.8	181.5	6.5	.9
Lubricating grease	03		175.2	174.8	177.5	1.4	1.5
Lubricating and similar oils	04	06/85	162.6	166.0	169.5	6.9	.9

See footnotes at end of table.

Table 6. Producer price indexes and percent changes for commodity groupings and individual items, not seasonally adjusted—Continued

(1982=100 unless otherwise indicated)

Commodity	Commodity code	Other index base	Index			Percent change to Dec. 2004 from:	
			Aug. 2004 ¹	Nov. 2004 ¹	Dec. 2004 ¹	Dec. 2003	Nov. 2004
Petroleum and coal products, n.e.c.	058	12/84	87.5	86.2	84.7	13.7	-1.7
Petroleum and coal products, n.e.c.	0581						
Asphalt	0112	06/85	87.7	84.7	82.9	15.8	-2.1
Other petroleum and coal products	0119	12/84	144.1	151.6	150.7	7.8	-6
Chemicals and allied products	06		176.5	182.3	183.6	12.6	.7
Industrial chemicals	061		168.1	177.9	177.3	23.9	-3
Basic inorganic chemicals ⁴	0613		126.8	130.0	131.3	8.1	1.0
Alkalies and chlorine	01		147.3	177.6	174.3	32.0	-1.9
Natural sodium carbonate and sulfate	0103		84.8	(²)	(²)	(²)	(²)
Chlorine	0107	12/97	91.7	97.5	95.2	37.8	-2.4
Sodium hydroxide (caustic soda)	0108	12/97	99.9	135.1	133.0	34.5	-1.6
Other alkalies	0109	12/97	95.9	103.3	101.2	10.7	-2.0
Other inorganic chemicals	02		124.0	124.8	126.5	5.7	1.4
Aluminum compounds	0209	06/95	103.2	(²)	(²)	(²)	(²)
Lime, inc., quick hydrated & dead burned dolomite	0213		130.2	131.3	131.5	5.2	.2
Potassium & sodium compounds, ex. bleaches/alkalies	0217	06/01	99.7	102.7	104.4	8.1	1.7
Other inorganic acids, inc. hydrochloric	0224	06/01	76.0	78.0	77.7	6.9	-4
Sulfuric acid	0232	06/87	167.5	167.7	167.7	24.7	0
Barite	0252	12/84	88.1	88.1	88.1	1.8	0
Rock salt	0271	12/84	171.8	172.6	184.4	6.4	6.8
Processed or refined potassium salts	0274	12/84	159.6	167.9	173.8	22.4	3.5
Other inorganic chemicals	0282	12/82	128.7	128.9	130.4	3.4	1.2
Basic organic chemicals ⁴	0614		180.8	193.0	191.7	29.2	-7
Primary	01		196.8	215.7	207.4	42.1	-3.8
Aromatics	0197	06/01	205.7	210.8	190.3	35.5	-9.7
Liquid refinery gases	0198	06/01	179.7	203.2	200.1	46.3	-1.5
Other primary basic organic chemicals	0199	06/87	140.4	(²)	(²)	(²)	(²)
Intermediate	02		177.0	188.6	189.4	43.6	.4
Cyclic intermediate chemicals	0281	06/01	165.3	176.6	178.1	47.8	.8
Synthetic organic dyes	0282	06/01	87.7	88.9	(²)	(²)	(²)
Other basic organics	03		141.8	148.0	150.9	16.6	2.0
Other basic organics	0399	06/87	139.4	145.7	149.1	16.7	2.3
Paints and allied products	062		179.4	182.9	183.9	6.0	.5
Prepared paint	0621		176.1	179.4	179.5	4.1	.1
Architectural coatings	01		187.9	192.2	192.2	5.4	0
OEM finishes	02	06/83	128.6	131.8	132.1	3.3	.2
Special purpose coatings	03	06/83	234.8	235.0	234.9	3.0	0
Paint materials	0622		180.5	185.4	188.6	10.0	1.7
Paint colors	02		153.8	158.0	161.3	11.4	2.1
Iron oxide pigments	0206	06/83	180.9	181.9	191.4	7.2	5.2
Titanium pigments	0209		149.8	157.9	163.2	13.3	3.4
All other organic pigments	0298	06/87	120.3	120.4	120.0	-3	-3
All other inorganic pigments	0299	06/83	167.3	167.1	168.8	26.7	1.0
Paint fillers	04		123.4	123.4	123.4	1.1	0
Allied and miscellaneous paint products	0623	06/83	192.6	194.6	197.1	11.6	1.3
Drugs and pharmaceuticals	063		285.7	286.8	287.8	3.5	.3
Medicinal and botanical chemicals	0631		134.3	134.1	134.2	-1.6	.1
Synthetic organic medicinal chemicals, bulk	0201	06/82	133.6	133.6	133.6	-1.7	0
Other medicinals and botanicals, bulk	0202	06/82	125.9	124.9	125.5	-1.1	.5
Preparations, veterinary	0634		125.2	125.2	125.2	-2	0
Biological products	0637		185.6	185.1	186.9	4.9	1.0
Blood & derivatives, human use	11		139.6	138.7	139.6	17.8	.6
Diagnostics and other biologicals	14		203.5	205.4	205.4	2.4	0
Diagnostic substances	1402		154.4	155.9	155.9	2.6	0
Biologicals for veterinary use	15		134.2	134.2	134.2	9.7	0
Veterinary vaccines	1514		122.1	122.1	122.1	9.8	0
Biological prod. for indus. & other uses	16	06/87	131.2	117.0	131.2	13.0	12.1
Pharmaceutical preparations	0638		112.6	113.3	113.6	4.1	.3
Neoplasms, endocrine & metabolic disease	01	06/01	123.3	129.4	129.0	6.2	-3
Central nervous system and sense org	02	06/01	110.4	110.7	110.8	3.8	.1
Cardiovascular system	03	06/01	114.4	114.5	115.8	6.8	1.1
Respiratory system	04	06/01	114.1	115.0	114.3	2.8	-6
Digestive and genito-urinary systems	05	06/01	110.3	110.1	110.1	2.6	0

See footnotes at end of table.

Table 6. Producer price indexes and percent changes for commodity groupings and individual items, not seasonally adjusted—Continued

(1982=100 unless otherwise indicated)

Commodity	Commodity code	Other index base	Index			Percent change to Dec. 2004 from:	
			Aug. 2004 ¹	Nov. 2004 ¹	Dec. 2004 ¹	Dec. 2003	Nov. 2004
Pharmaceutical preparations—Continued	0638						
Skin preparations	06	06/01	113.1	113.6	113.5	5.2	-0.1
Vitamins, nutrients & hematinic preps.	07	06/01	101.0	101.1	101.1	.1	0
Parasitic and infective diseases	08	06/01	115.4	115.3	116.3	4.7	.9
Fats and oils, inedible	064		144.2	125.3	128.6	-15.3	2.6
Fats and oils, inedible	0641						
Soybean oil, processed for inedible purposes	0131	06/95	95.7	81.6	82.3	(²)	.9
Inedible tallow and grease, except wool grease	0132	06/02	140.6	129.7	140.2	-17.2	8.1
Agricultural chemicals and chemical prod	065		143.3	147.8	148.7	8.4	.6
Mixed fertilizers	0651		127.5	132.5	133.3	10.2	.6
Fertilizer materials	0652		140.3	148.9	150.0	15.5	.7
Nitrogenates	01		170.5	180.8	182.6	18.5	1.0
Synthetic ammonia, nitric acid & ammonium compounds	0135	06/03	116.5	122.4	123.9	18.0	1.2
Urea	0136		114.4	127.4	127.4	22.0	0
Fertilizer materials of organic origin	0137	12/93	186.4	197.5	197.5	10.3	0
Phosphates	02		118.4	125.6	126.4	13.2	.6
Superphosphate & other phosphate fert. materials	0271	06/03	113.4	123.1	123.7	20.4	.5
Other agricultural chemicals	0653		149.2	148.9	149.4	.7	.3
Agricultural & commercial insecticides & chemicals	0106	06/03	100.5	100.1	100.5	.5	.4
Lawn & garden pesticides & chemicals	0107	06/03	98.2	94.0	(²)	(²)	(²)
Household & institutional pesticides & chemicals	0108	06/03	100.5	103.2	103.2	2.7	0
Plastic resins and materials	066		164.9	178.2	186.2	29.3	4.5
Thermoplastic resins	0662		165.5	177.8	187.6	30.4	5.5
Thermosetting resins	0663		173.2	191.6	192.4	25.1	.4
Other chemicals and allied products	067		143.8	145.1	145.7	2.5	.4
Soap and synthetic detergents	0671		132.6	134.0	134.1	1.2	.1
Soaps & synth. detergents, ex. glycerin	04	06/83	127.4	128.7	128.7	1.1	0
Soaps and detergents, nonhousehold	0401	06/83	161.0	162.2	162.8	2.2	.4
Household detergents	0402		114.2	115.5	115.5	1.0	0
Household soap, except specialty cleaners	0403	06/83	146.8	148.0	147.9	.7	-1.1
Specialty cleaning, polish. & san. prods	0672	06/83	140.3	142.0	140.9	.4	-.8
Household bleaches	0101	06/83	135.2	(²)	(²)	(²)	(²)
Specialty cleaning and sanitation products	0102	06/83	136.6	136.7	134.5	-1.5	-1.6
Polishing preparations and related products	0103	06/83	156.1	157.4	160.3	3.0	1.8
Cosmetics and other toilet preparations	0675		140.2	140.5	141.2	.4	.5
Shaving preparations	02		117.4	117.4	117.4	0	0
Perfume, cologne & toilet water	03		158.7	159.1	159.1	.6	0
Hair preparations	04		144.1	144.1	144.1	.3	0
Creams, lotions and oils	14	06/99	103.1	103.1	105.1	3.3	1.9
Other cosmetics and toilet preparations	15	06/99	101.5	101.5	102.0	-1.4	.5
Misc. chemical prod. and preparations	0679		150.9	152.8	153.9	4.8	.7
Explosives	02		168.2	170.3	170.3	4.7	0
Industrial gases	03		159.5	159.4	162.4	9.0	1.9
Acetylene	0301		183.9	183.9	183.9	6.2	0
Carbon dioxide	0302		133.2	133.3	133.8	-.4	-.4
Nitrogen	0303		104.7	107.7	103.7	4.1	-3.7
Oxygen	0304		192.4	194.0	191.4	11.5	-1.3
Other industrial gases, n.e.c.	0308		149.9	146.2	157.7	13.0	7.9
Adhesives and sealants	04	12/83	165.7	166.4	166.3	1.7	-1.1
Natural base glues and adhesives	0401	12/83	185.9	202.5	202.5	19.6	0
Synthetic resin and rubber adhesives	0402	12/83	168.8	171.5	171.5	3.3	0
Caulking compounds and sealants	0403	12/83	146.0	140.2	140.1	-4.8	-1.1
Surface active agents	05	12/83	165.0	169.1	171.9	8.0	1.7
Textile and leather assistants	0501	12/83	128.5	132.0	136.5	7.6	3.4
Bulk surfactants	0502	12/83	169.6	173.8	176.4	8.2	1.5
Gum and wood chemicals	06	06/84	154.1	155.9	160.7	4.9	3.1
Other miscellaneous chemical products	09		135.3	137.6	138.0	4.1	.3
Salt, evaporated and solar	0904	06/85	136.7	135.8	135.9	1.5	.1
Carbon, black	0918	12/83	151.6	151.8	151.8	.2	0
Printing ink	0919	06/84	133.5	133.6	133.5	-.1	-1.1
Fatty acids	0921	06/85	106.9	106.9	106.9	(²)	0
Water-treating compounds	0961	06/85	143.5	145.4	147.2	4.0	1.2
Other chemical preparations, n.e.c.	0999	06/85	155.7	160.9	161.4	7.4	.3

See footnotes at end of table.

Table 6. Producer price indexes and percent changes for commodity groupings and individual items, not seasonally adjusted—Continued

(1982=100 unless otherwise indicated)

Commodity	Commodity code	Other index base	Index			Percent change to Dec. 2004 from:	
			Aug. 2004 ¹	Nov. 2004 ¹	Dec. 2004 ¹	Dec. 2003	Nov. 2004
Rubber and plastic products	07		133.9	136.8	137.8	5.4	0.7
Rubber and rubber products	071		123.4	124.5	125.7	5.0	1.0
Rubber, except natural rubber	0711		133.0	138.0	140.9	12.5	2.1
Synthetic rubber	02		133.7	138.8	141.6	12.5	2.0
Tires, tubes, tread, & repair materials	0712		102.9	103.3	103.6	5.0	.3
Tires	01		100.8	101.2	101.5	5.2	.3
Passenger car pneumatic tires	0104	12/03	104.6	105.2	105.2	5.2	0
Truck and bus pneumatic tires	0105		98.3	98.5	99.1	5.1	.6
Other pneumatic and all solid tires	0121	06/83	133.2	135.2	135.2	5.9	0
Tread rubber, tire sundries, & repair matl	03		143.9	143.7	144.0	3.6	.2
Miscellaneous rubber products	0713		142.8	143.3	145.0	2.7	1.2
Footwear	01		129.4	129.8	129.8	.9	0
Protective footwear	0107		147.9	149.6	149.6	3.6	0
Shoes with fabric uppers, exc sandals & slippers	0108	12/86	114.8	114.8	114.8	0	0
Rubber and plastic belts and belting	03		155.7	155.8	156.0	3.9	.1
Flat rubber and plastics belts and belting	0371	12/03	101.1	101.2	101.6	1.6	.4
Rubber and plastics belt and belting, except flat	0372	12/03	105.5	105.5	105.5	5.5	0
Rubber hose	04		163.1	163.5	170.0	6.9	4.0
Rubber and plastics garden hose	0455	12/03	99.7	100.0	(²)	(²)	(²)
All other rubber and plastics hoses	0457	12/03	102.6	102.9	107.1	7.1	4.1
Miscellaneous rubber products, n.e.c.	06	06/83	133.1	133.6	133.8	.8	.1
Molded rubber mechanical goods	0602	06/83	120.7	121.6	121.7	1.2	.1
Extruded and lathe cut, mechanical rubber goods	0603	06/83	111.4	112.4	112.2	-7.3	-2
Industrial rubber products, n.e.c.	0604	06/83	170.0	171.2	171.3	3.3	.1
Rubber clothing and coated fabrics	0605	06/83	142.4	142.4	142.8	-.8	.3
Other rubber goods	0606	06/83	134.9	135.1	135.7	1.5	.4
Sponge and foam rubber	0607	06/83	141.4	141.4	141.4	-1.3	0
Rubber floor and wall coverings	0608	06/83	124.9	124.9	125.1	2.0	.2
Compounds or mixtures	0612	06/83	126.2	126.8	127.0	3.3	.2
Rubber druggist & med. Sundries, incl. prophylactics	0616	12/03	100.0	100.1	99.8	-.2	-.3
Plastic products	072		142.2	145.8	146.8	5.5	.7
Construction products from plastics	0721		146.0	149.3	148.1	6.7	-.8
Plumbing products	0601		138.4	140.7	141.8	18.1	.8
Other plastic construction products	0602		157.5	161.3	159.4	4.0	-1.2
Unsupp. plastic film/sheet/other shapes	0722		148.7	152.8	156.3	9.1	2.3
Laminated plastic sheets, rods, and tube	0723		159.6	163.3	162.9	4.5	-.2
Packaging products from plastics	0725		140.4	145.6	149.0	7.7	2.3
Parts for manufacturing from plastics	0726		116.5	117.3	117.9	.9	.5
Parts for transportation equip.	01		118.2	119.6	120.1	1.7	.4
Other parts and components for mfg.	02		111.7	112.6	112.7	1.1	.1
Plastic components for furniture	03	12/82	144.1	141.6	144.0	-2.0	1.7
Consumer, institut., & comm. prod., nec.	0728		141.4	147.4	147.7	7.1	.2
Other plastic products	0729		151.9	156.2	155.0	3.2	-.8
Custom compounding of purchased plastic resins	0196	12/99	110.8	114.4	112.7	3.7	-1.5
Reinforced fiberglass and plastic products, n.e.c.	0197	12/99	105.1	108.5	108.5	4.4	0
Foam products, ex. polystyrene and urethane	0198	12/99	112.1	112.5	113.4	-.9	.8
Lumber and wood products	08		202.1	191.9	193.0	4.9	.6
Lumber	081		219.0	193.7	194.0	7.3	.2
Softwood lumber	0811		231.7	194.3	195.6	9.6	.7
Flooring, siding, and cut stock	05		199.6	199.6	200.8	5.8	.6
Softwood lumber, not edge worked, not MFPM	06	12/03	131.9	109.4	110.1	10.1	.6
Softwood lumber MFPM	07	12/03	129.9	107.8	108.5	8.5	.6
Hardwood lumber	0812		201.5	200.7	199.0	2.8	-.8
Hardwood dimension	03		196.0	197.9	197.9	3.6	0
Hardwood dimension stock	0311	06/84	170.3	172.4	172.4	4.9	0
Wood frames for household furniture	0312	06/84	169.7	170.4	170.4	1.0	0
Hardwood flooring	04	06/84	175.4	173.7	168.8	3.1	-2.8
Hardwood lumber, not edge worked, not MFPM	05	12/03	103.9	104.1	103.7	3.7	-.4
Hardwood lumber MFPM	06	12/03	102.6	98.7	97.3	-2.7	-1.4
Millwork	082		194.9	195.6	195.9	6.5	.2

See footnotes at end of table.

Table 6. Producer price indexes and percent changes for commodity groupings and individual items, not seasonally adjusted—Continued

(1982=100 unless otherwise indicated)

Commodity	Commodity code	Other index base	Index			Percent change to Dec. 2004 from:	
			Aug. 2004 ¹	Nov. 2004 ¹	Dec. 2004 ¹	Dec. 2003	Nov. 2004
General millwork	0821		195.1	196.0	196.7	5.0	0.4
Wood kitchen cabinets and cabinetwork	0101		179.0	180.4	181.2	2.2	.4
Vanities and other cabinetwork	0103	06/84	172.1	173.1	173.1	6.1	0
Wood window units	0112	06/83	171.8	172.2	172.2	.1	0
Wood sash	0122	06/83	196.9	196.9	196.9	2.4	0
Wood window and door frames	0132	06/83	173.5	177.1	177.1	31.3	0
Wood doors, flush and panel, interior and exterior	0142	06/83	169.7	169.7	169.9	2.3	.1
Other wood doors, incl. garage, screen, storm, etc.	0152	06/83	174.0	175.7	175.7	3.0	0
Wood mouldings, ex. prefinished from purchased mldgs	0162	06/83	188.6	188.6	192.4	23.0	2.0
Mirror and picture frames	0175	06/02	100.7	100.7	100.7	1.1	0
Other millwork products	0183	06/83	198.1	198.9	198.7	5.0	-1
Prefabricated structural members	0822		200.7	201.0	199.7	13.6	-6
Laminated veneer lumber	0107	12/03	110.8	119.0	119.0	19.0	0
Other engineered structural wood members	0108	12/03	111.6	114.2	114.2	14.2	0
Wood trusses	0109	12/03	114.6	114.0	113.1	13.1	-8
Miscellaneous millwork products	0823	06/84	168.8	169.0	169.0	3.4	0
Plywood	083		203.1	174.1	185.5	-3.4	6.5
Softwood plywood	0831		259.9	195.7	221.0	-8.0	12.9
Hardwood plywood and related products	0832		135.5	137.0	137.4	7.1	.3
Hardwood plywood	0103	06/85	150.2	151.3	151.8	9.1	.3
Hardwood plywood products, incl. reinforced panels	0105	06/85	154.0	159.0	159.0	3.7	0
Softwood veneer, incl. veneer backed	0833		206.7	209.4	204.9	-9.9	-2.1
Hardwood plywood veneer	0834	06/85	135.7	136.6	136.3	5.3	-2
Other wood products	084		135.1	135.0	136.9	3.8	1.4
Wood pallets and skids	0841		188.1	189.9	192.5	6.1	1.4
Boxes	0842		165.0	162.0	162.5	1.9	.3
Nailed or lock-corner wooden boxes	0101	06/85	154.3	151.8	154.3	17.4	1.6
Wooden box and crate shook	0102	06/85	150.7	150.7	150.7	(²)	0
Wood container parts and wood containers, nec	0127	12/03	100.9	98.7	98.7	-1.3	0
Miscellaneous wood products	0849		101.0	100.7	103.4	1.0	2.7
Wood ties, siding, shingles, & shakes and	03	12/03	97.9	97.7	100.6	.6	3.0
Sawn wood fence stock, wood lat, and contr	04	12/03	103.8	103.8	103.8	3.8	0
Logs, bolts, timber and pulpwood	085		194.7	195.6	194.4	3.2	-6
Logs, bolts, timber and pulpwood	0851						
Softwood logs, bolts and timber	01		227.2	228.8	225.5	5.2	-1.4
Hardwood logs, bolts and timber	02		133.5	131.0	130.7	2.3	-2
Pulpwood	03		88.0	92.2	93.6	-3.0	1.5
Other roundwood products	04	06/86	158.8	157.9	157.3	2.8	-4
Prefabricated wood buildings & component	086	12/84	201.3	201.2	201.2	6.1	0
Prefabricated wood buildings & component	0861						
Components not sold as complete units	0101	12/84	200.7	191.3	190.8	-4.3	-3
Precut packages sold as complete units	0102	12/84	232.0	232.0	232.0	1.6	0
Panelized buildings sold as complete units	0103	12/84	218.5	219.8	219.6	17.7	-1
Modular buildings shipped with floor & walls	0104	12/84	180.1	181.2	181.3	6.4	.1
Treated wood and contract wood preservin	087	06/85	172.2	165.1	165.6	3.2	.3
Treated wood and contract wood preservin	0871						
Treated wood	01	06/85	173.4	166.3	166.2	3.3	-1
Poles, piles, and posts	0101	06/85	175.4	177.8	180.9	2.4	1.7
Other wood products	0102	06/85	164.3	156.0	155.3	3.5	-4
Contract wood preserving	02	06/85	133.1	124.1	141.7	1.9	14.2
Pulp, paper, and allied products	09		197.3	198.5	199.2	4.3	.4
Pulp, paper, and prod., ex. bldg. paper	091		165.0	167.2	168.0	7.1	.5
Woodpulp	0911		137.3	135.4	134.1	7.2	-1.0
Paper-making woodpulp	02		130.3	128.1	125.8	6.3	-1.8
Sulfate woodpulp, including soda	0213	12/99	102.7	101.0	99.1	6.6	-1.9
Sulfite and other woodpulp	0223	12/82	67.8	67.0	(²)	(²)	(²)
Pulp, other than wood, inc pulp mill bypro	04	12/82	209.0	209.1	211.1	9.5	1.0

See footnotes at end of table.

Table 6. Producer price indexes and percent changes for commodity groupings and individual items, not seasonally adjusted—Continued

(1982=100 unless otherwise indicated)

Commodity	Commodity code	Other index base	Index			Percent change to Dec. 2004 from:	
			Aug. 2004 ¹	Nov. 2004 ¹	Dec. 2004 ¹	Dec. 2003	Nov. 2004
Wastepaper	0912		237.2	238.2	239.7	17.4	0.6
News	01		242.0	243.7	250.2	13.9	2.7
Northeast	0121	12/86	146.8	148.7	162.7	18.8	9.4
North Central	0122	12/86	86.0	86.3	86.3	19.0	0
South	0123	12/86	211.0	210.4	209.6	34.9	-4.4
West	0124	12/86	142.2	144.1	149.9	2.0	-0.0
Mixed papers	02		776.7	757.5	753.2	20.8	-6.0
Northeast	0221	12/86	1798.5	1797.8	1793.1	10.8	-3.0
North Central	0222	12/86	348.4	325.8	327.4	30.3	.5
South	0223	12/86	912.3	922.9	898.0	22.8	-2.7
West	0224	12/86	481.5	455.8	455.8	20.6	0
Corrugated	03		267.0	265.5	270.7	34.5	2.0
Northeast	0321	12/86	49.3	51.0	53.4	35.2	4.7
North Central	0322	12/86	231.3	224.3	217.4	36.8	-3.1
South	0323	12/86	157.9	158.5	158.6	32.8	.1
West	0324	12/86	76.0	(²)	(²)	(²)	(²)
High grades (pulp substitutes & deinking)	07	12/86	142.1	143.6	143.1	10.0	-3.0
Northeast	0721	12/86	65.0	64.0	63.5	9.9	-8.0
North Central	0722	12/86	167.0	170.5	170.5	11.0	0
South	0723	12/86	152.2	155.5	152.6	7.6	-1.9
West	0724	12/86	217.9	221.4	221.4	6.4	0
Exports (all grades)	08	12/86	161.0	160.9	163.9	30.0	1.9
Paper	0913		150.2	153.5	156.0	7.0	1.6
Writing and printing papers	01		148.7	150.7	152.3	6.2	1.1
Clay coated printing and converting paper	0118	06/99	101.8	103.4	105.3	7.4	1.8
Publication and printing paper, all types	0124	12/99	105.3	108.2	108.5	7.2	.3
Bond and all writing paper	0138	12/99	100.1	103.1	103.7	4.3	.6
Cover & text papers & misc. uncoated freesheet	0144	12/99	108.8	110.9	110.0	6.0	-8.0
Cotton fiber paper and thin paper	0145	12/99	105.5	108.9	108.9	2.8	0
Newsprint	02		125.7	129.6	134.2	16.7	3.5
Packaging and industrial converting paper	03		177.1	178.1	183.6	6.6	3.1
Unbleached kraftpackaging/industrial convt. paper	0303	12/99	117.3	(²)	(²)	(²)	(²)
Packaging/industrial convt. paper, ex unbleach kraft	0319	12/99	110.0	110.0	110.0	1.3	0
Coated and laminated single and multi-web paper	0321	12/87	141.7	144.9	144.1	2.9	-6.0
Coated and laminated single and multi-web film	0322	12/87	141.2	141.8	147.3	3.2	3.9
Coated and laminated paper, n.e.c.	05	12/82	157.3	159.5	160.0	3.8	.3
Paperboard	0914		178.5	180.0	179.4	12.3	-3.0
Corrugated paperboard in sheets and rolls	05		174.0	175.7	175.7	11.6	0
Paperboard, ex. corrugated paperboard	11	12/82	187.5	189.0	188.4	12.4	-3.0
Bleached pkg. & ind. converting paperboard	1103	12/82	161.1	169.3	166.2	2.8	-1.8
Semichemical paperboard	1104	12/82	187.2	184.7	185.6	17.6	.5
Recycled paperboard	1105	12/82	209.5	211.4	211.1	13.7	-1.0
Unbleached kraft packaging/indust. convert. paperbrd	1107	12/99	112.3	111.4	111.4	15.2	0
Converted paper and paperboard products	0915		170.5	173.1	173.5	5.2	.2
Sanitary paper products, including stock	01		148.9	150.9	150.9	.3	0
Paper, plastic, and foil bags	02		189.0	195.9	200.3	11.2	2.2
Grocers' and variety bags (paper)	0214	12/83	241.1	250.8	251.5	11.0	.3
Specialty bags, pouches and liners	0216	12/83	145.9	151.3	155.7	12.5	2.9
Shipping sacks and multiwall bags, all	0218	12/83	200.9	207.6	207.6	5.1	0
Paper boxes and containers	03		181.8	184.3	184.0	7.1	-2.0
Corrugated shipping containers	0301	06/87	163.7	166.4	166.0	9.7	-2.0
Setup paperboard boxes	0322	12/83	173.2	173.7	173.7	3.6	0
Folding paperboard boxes, including retail food	0332	12/83	146.7	147.8	147.3	1.1	-3.0
Paperboard fiber drums	0337		190.4	(²)	(²)	(²)	(²)
Milk and milk-type containers	0351		181.9	(²)	181.9	(²)	(²)
Cups and liquid-tight containers	0352	06/85	221.0	224.2	225.5	5.1	.6
Packaging accessories	04		187.6	188.1	188.3	8.0	.1
Other corrugated and solid fiber products	0441		259.7	259.4	259.6	9.3	.1
Gift wrapping paper	0451	06/85	142.4	(²)	(²)	(²)	(²)
Office supplies and accessories	06		138.7	139.9	139.5	2.3	-3.0
Envelopes	0636	12/84	130.7	130.9	130.6	1.8	-2.0
Inked ribbons	0642	12/85	93.1	92.8	91.8	-3.9	-1.1
Carbon and stencil paper	0644	12/85	136.9	136.9	(²)	(²)	(²)
Die-cut paper and paperboard office supplies	0646	12/03	100.2	100.2	100.2	.2	0
Stationery	0652	06/85	155.5	155.6	155.6	.2	0
Tablets and related products	0653	06/85	160.0	168.0	167.7	11.7	-2.0
Business machine paper & other paper office supplies	0655	06/90	113.6	118.6	118.6	6.9	0
Fiber and composite cans & related product	07		226.9	228.1	229.2	4.6	.5
Pressed and molded pulp goods	08	06/85	152.3	155.0	151.2	3.9	-2.5
Misc. converted paper and board products	09	12/84	151.4	152.3	152.4	1.4	.1
Pasted, lined, laminated or surface coated	0901	12/84	179.4	179.4	179.4	1.2	0
Other converted paper and board products	0999	12/84	151.4	152.2	152.2	1.0	0
Pressure sensitive and gummed products	0916	12/82	148.8	148.5	149.3	3.5	.5

See footnotes at end of table.

Table 6. Producer price indexes and percent changes for commodity groupings and individual items, not seasonally adjusted—Continued

(1982=100 unless otherwise indicated)

Commodity	Commodity code	Other index base	Index			Percent change to Dec. 2004 from:	
			Aug. 2004 ¹	Nov. 2004 ¹	Dec. 2004 ¹	Dec. 2003	Nov. 2004
Pressure sensitive and gummed products—Continued	0916						
Pressure sensitive products	0101	12/82	148.3	148.1	148.9	3.6	0.5
Building paper & building board mill pro	092		194.2	163.2	175.1	-1.7	7.3
Hardboard, particleboard & fiberboard pr	0922		186.8	155.1	167.2	-2.4	7.8
Particleboard and fiberboard	01		204.1	162.7	178.3	-3.5	9.6
Particleboard	0123	12/82	186.2	172.9	171.5	15.8	-8
Particleboard, extruded-type	0124	12/82	284.4	189.4	229.8	-17.0	21.3
Medium density fiberboard	0131	06/84	127.7	125.5	127.0	21.0	1.2
Prefinished particleboard & mdf made from pure mats	0141	12/02	113.0	108.6	109.5	9.6	.8
Hardboard and fabricated hardboard product	02	06/84	120.1	120.5	121.0	3.1	.4
Building board, const. paper & felt stoc	0923	12/85	182.5	185.9	185.9	11.7	0
Insulating fiberboard	0102	06/91	178.7	185.3	(²)	(²)	(²)
Publications, printed matter & printing	093		227.4	228.7	228.8	2.4	0
Newspapers	0931		318.2	319.5	319.8	3.1	.1
Circulation	01		233.9	233.9	235.2	1.2	.6
Daily & Sunday newspapers (subscriptions and sales)	0101	06/99	113.2	113.2	113.9	.9	.6
Weekly & other newspapers (subscriptions and sales)	0105	06/99	112.0	112.0	112.0	4.0	0
Advertising	02		346.9	348.6	348.5	3.6	0
Daily & Sunday newspapers (advertising)	0201	06/99	125.1	125.4	125.3	3.5	-1
Weekly and other newspapers (advertising)	0205	06/99	118.1	121.2	121.9	4.5	.6
Periodicals	0932		274.3	275.4	273.9	2.3	-5
Circulation	01		223.1	223.1	222.2	1.6	-4
Special business/professional periodicals, subscrip	0129	06/99	117.5	117.5	116.4	3.0	-9
General & consumer periodicals, subscriptions	0145	06/99	107.4	107.4	107.4	0	0
General & consumer periodicals, single copy sales	0152	06/99	113.6	113.6	113.6	1.1	0
Advertising	02		324.1	326.5	324.1	3.0	-7
Specialized business/professional periodicals, adver	0229	06/99	124.1	124.1	124.1	2.0	0
General & consumer periodicals, advertising	0238	06/99	130.5	132.1	130.5	3.7	-1.2
Other periodicals: circulation/advertising	03	06/99	101.6	101.6	101.6	-1	0
Farm periodicals	0301	06/99	99.1	99.1	99.1	-5	0
Other periodicals	0303	06/99	101.6	101.6	101.6	0	0
Book publishing	0933		253.1	256.8	259.2	4.6	.9
Textbooks	01		391.1	405.0	406.4	6.3	.3
Technical, scientific & professional books	02		239.4	241.5	251.6	10.4	4.2
Religious books	03		183.7	183.7	183.7	.4	0
General books	04		189.5	189.6	188.5	-2	-6
Mass market rack-size book publishing	0414		219.7	219.7	219.7	0	0
Adult trade and juvenile	0416	06/88	160.3	160.4	159.0	-7	-9
Book club and mail order book publishing	0417	06/88	123.9	123.9	123.9	1.1	0
General reference books	05		163.3	163.3	163.3	3.2	0
Other books, incl. music books & pamphlets	08	06/88	177.6	177.6	177.6	.8	0
Other book publishing, excluding pamphlets	0801	06/88	200.4	200.4	200.4	1.0	0
Pamphlet publishing (5 to 48 pages)	0802	06/88	148.3	148.3	148.3	0	0
Book printing	0934	12/83	153.5	154.8	154.9	2.5	.1
Textbooks, printing and binding	0105	06/93	96.8	96.9	96.8	1.1	-1
Technical, scientific & profes. printing & binding	0106	06/93	103.4	103.9	103.9	.8	0
Religious book printing	0107	06/93	101.7	102.3	102.6	2.3	.3
General book (trade, etc.), printing and binding	0108	06/93	107.8	108.1	108.0	3.6	-1
Other books and pamphlets	0109	06/93	124.0	125.7	125.7	1.9	0
Pamphlet printing and binding or printing only	0112	12/03	102.0	106.2	106.4	6.4	.2
Manifold business forms	0935	12/83	213.2	217.1	217.0	8.4	0
Unit set forms	0101	12/83	235.1	238.3	238.2	6.2	0
Manifold books	0102	12/83	209.2	216.2	214.6	4.1	-7
Custom continuous forms	0103	12/83	194.5	195.0	195.0	7.4	0
Stock continuous forms	0104	12/83	213.0	225.4	225.3	14.9	0
Greeting cards and misc. publishing	0936	06/84	230.6	230.1	230.7	1.4	.3
Greeting card publishing	0104	12/85	208.6	208.6	211.0	2.3	1.2
All other publishing	0105	12/89	181.1	180.9	181.1	.8	.1
Directory and mailing list publishing	02	12/03	102.2	101.7	101.8	1.8	.1
Commercial printing	0937	06/82	159.2	160.5	160.4	1.2	-1
Magazine and periodical printing	01	06/82	123.1	125.3	124.9	.3	-3
Lithographic	0102	06/82	128.7	131.2	130.8	.3	-3
Gravure	0103	06/82	93.2	(²)	93.2	.6	(²)
Label and wrapper printing for packaging	02	06/82	170.6	170.6	170.6	.6	0
Lithographic	0202	06/82	146.2	146.2	146.2	.6	0
Gravure	0203	06/82	128.5	128.4	128.4	1.3	0

See footnotes at end of table.

Table 6. Producer price indexes and percent changes for commodity groupings and individual items, not seasonally adjusted—Continued

(1982=100 unless otherwise indicated)

Commodity	Commodity code	Other index base	Index			Percent change to Dec. 2004 from:	
			Aug. 2004 ¹	Nov. 2004 ¹	Dec. 2004 ¹	Dec. 2003	Nov. 2004
Commercial printing—Continued	0937						
Catalog and directory printing	03	06/82	127.1	128.8	128.8	2.3	0.0
Lithographic	0302	06/82	138.1	139.8	140.1	2.5	.2
Gravure	0303	06/82	92.8	(²)	92.7	1.1	(²)
Financial and legal printing	04	06/82	174.5	176.8	177.2	2.9	.2
Lithographic	0402	06/82	163.5	165.6	166.0	2.9	.2
Advertising printing	05	06/82	151.7	153.5	153.0	1.7	-.3
Lithographic	0502	06/82	147.6	149.4	148.9	1.8	-.3
Gravure	0503	06/82	114.7	114.7	114.7	0	0
Other general job printing	06	06/82	207.7	208.4	208.4	1.4	0
Letterpress	0601	06/82	211.4	211.4	211.4	.9	0
Quick printing	0602	06/82	206.8	207.6	207.6	1.5	0
Gravure	0603	06/82	113.1	116.0	111.7	-.9	-3.7
Commercial printing, n.e.c.	11	12/88	123.1	123.2	123.4	-.6	.2
Screen printing, excluding textiles	1101	06/82	135.5	135.5	135.5	-3.3	0
Engraving	1102	12/84	193.1	193.4	193.1	-4.7	-.2
Digital printing	1103	12/88	110.7	111.2	112.1	-1.8	.8
Flexographic printing	1104	12/96	108.2	108.2	108.2	1.8	0
Blankbooks, binders, and bookbinding wor	0938	06/85	165.8	165.3	165.5	2.1	.1
Blankbooks, looseleaf binders, and devices	01	06/85	171.2	171.6	171.8	3.0	.1
Blankbook making	0101	06/85	187.9	188.4	188.4	3.7	0
Looseleaf binders and devices	0102	06/85	145.6	145.7	146.2	2.2	.3
Bookbinding and related work	02	12/85	149.1	147.0	147.2	.2	.1
Edition, library and other hardcover book binding	0201	12/85	155.6	140.3	141.3	-8.0	-.7
Other book and pamphlet binding	0202	12/85	146.9	146.9	146.9	1.5	0
Services for the printing trade	0939	06/85	112.3	112.3	112.3	.2	0
Prepress services, including platemaking	05	12/03	100.2	100.2	100.2	.2	0
Services for the printing trade	0501	12/03	100.2	100.2	100.2	.2	0
Printing plates prepared for printing exc blanks	0502	12/03	100.1	100.1	100.1	.1	0
Metals and metal products	10		154.0	158.3	158.6	19.2	.2
Iron and steel	101		174.2	182.0	179.4	39.7	-1.4
Iron ore	1011		98.3	98.3	107.8	11.7	9.7
Iron and steel scrap	1012		368.3	386.2	349.4	48.6	-9.5
Carbon steel scrap	11	12/86	362.7	380.7	345.4	53.2	-9.3
Heavy melting scrap	1191	06/96	168.1	171.1	154.4	30.6	-9.8
Carbon steel scrap bundles	1192	06/96	232.0	257.3	230.8	86.4	-10.3
Shredded carbon steel scrap	1193	06/96	171.6	175.5	157.0	25.4	-10.5
Cut plate and structural scrap	1194	06/96	200.6	201.1	188.9	58.2	-6.1
Other carbon steel scrap	1195	06/96	201.7	205.6	198.1	75.9	-3.6
Foundry and forge shop products	1015		145.0	149.8	150.1	8.5	.2
Pressure & soil pipe & fittings, cast iron	02		219.0	229.5	226.1	18.0	-1.5
Pressure pipe and fittings, ductile iron	0237		169.5	178.8	175.2	17.5	-2.0
Pressure pipe and fittings, gray iron	0239		215.2	239.0	(²)	(²)	(²)
Gray & ductile iron castings, other	04		142.3	148.8	149.5	10.4	.5
Malleable iron castings	05		163.1	167.0	166.7	10.3	-.2
Carbon, stainless, and alloy investment	06		175.8	176.3	177.1	1.1	.5
Other steel castings, carbon steel	07		157.7	160.0	162.2	9.8	1.4
Other steel casting, high alloy & stainless	08		142.5	143.1	142.8	4.9	-.2
Other steel castings, low alloy steel	09		145.2	148.7	149.5	7.1	.5
Open die or smith forgings, ferrous	12	06/82	109.0	(²)	(²)	(²)	(²)
Other forge shop products	13	06/82	123.7	125.8	126.3	6.1	.4
Seamless rolled ring forgings	1329	06/82	136.6	(²)	(²)	(²)	(²)
Closed die forgings, ferrous	1359	06/98	99.5	101.3	101.8	5.4	.5
Electrometallurgical products	1016		240.0	261.8	262.3	66.2	.2
Ferrosilicon	07	06/01	(²)	143.0	(²)	(²)	(²)
Other ferroalloys and ferrous produc	08	06/01	176.0	200.9	201.4	87.0	.2
Steel mill products	1017		157.9	165.2	166.1	48.3	.5
Semifinished steel mill products	02	06/82	185.1	208.8	208.5	83.5	-.1
Hot rolled sheet and strip, incl. tin mill	03	06/82	135.1	144.8	(²)	(²)	(²)
Hot rolled bars, plates, & structural shap	04	06/82	157.5	161.2	162.7	53.1	.9
Steel wire	05	06/82	216.8	222.7	223.6	114.8	.4
Steel pipe and tube	06	06/82	183.9	190.7	191.1	66.0	.2
Cold rolled sheets and strip	07	06/82	158.4	159.2	161.0	33.1	1.1
Cold finished bars	08	06/82	140.3	148.3	151.6	43.2	2.2
Nonferrous metals	102		145.7	150.9	154.0	17.5	2.1
Nonferrous metal ores	1021	12/83	116.0	123.4	135.7	49.0	10.0

See footnotes at end of table.

Table 6. Producer price indexes and percent changes for commodity groupings and individual items, not seasonally adjusted—Continued

(1982=100 unless otherwise indicated)

Commodity	Commodity code	Other index base	Index			Percent change to Dec. 2004 from:	
			Aug. 2004 ¹	Nov. 2004 ¹	Dec. 2004 ¹	Dec. 2003	Nov. 2004
Nonferrous metal ores—Continued							
	1021						
Copper ores	02	06/88	162.1	162.6	188.4	71.0	15.9
Gold ores	05	06/85	120.4	129.6	132.0	7.8	1.9
Other metal ore mining	12	12/03	208.3	259.3	299.8	199.8	15.6
Primary nonferrous metals							
	1022		132.9	141.7	144.0	24.8	1.6
Primary nonferrous metals	01		136.1	145.2	147.5	24.8	1.6
Primary aluminum, except extrusion billet	0115	12/99	113.3	120.6	(²)	(²)	(²)
Aluminum extrusion ingot (billet)	0121		148.9	155.5	156.4	21.3	.6
Copper cathode and refined copper	0131	12/96	112.8	122.6	127.5	45.2	4.0
Other nonferrous metals, unalloyed	0181	06/88	138.2	140.5	141.1	9.0	.4
Nonferrous scrap							
	1023		186.9	192.3	194.5	20.7	1.1
Copper base scrap	01		181.1	199.5	206.7	35.5	3.6
No. 1 copper scrap, including wire	0101	12/86	163.0	171.9	190.6	44.6	10.9
No. 2 copper scrap, including wire	0102	12/86	214.4	230.6	244.0	38.6	5.8
Yellow brass scrap	0103	12/86	190.2	218.8	220.5	26.8	.8
Other copper and brass scrap	0104	12/86	190.4	(²)	211.4	32.0	(²)
Aluminum base scrap	02		189.8	196.5	200.2	12.3	1.9
Solids and clippings, new scrap	0201	12/86	156.2	161.0	163.4	12.8	1.5
Borings, turnings, and other new scrap	0202	12/86	200.2	(²)	(²)	(²)	(²)
Used beverage can scrap	0205	12/86	169.1	173.5	173.9	16.8	.2
Other old scrap	0206	12/86	133.7	141.2	141.1	6.6	-.1
Other nonferrous scrap nec.	03		162.6	148.6	(²)	(²)	(²)
Other nonferrous scrap	0304	12/86	215.6	192.8	(²)	(²)	(²)
Secondary nonferrous metals							
	1024		138.5	144.7	143.9	17.7	-.6
Secondary aluminum	02		166.3	173.7	173.0	15.2	-.4
Copper, alloyed and unalloyed	03		203.6	209.5	214.2	25.5	2.2
Refined lead	04		115.1	118.2	118.7	26.1	.4
Precious metals	06		100.9	109.9	103.6	12.1	-5.7
Other nonferrous metals	07		137.9	137.7	138.5	19.7	.6
Nonferrous mill shapes							
	1025		151.3	156.4	158.8	13.3	1.5
Aluminum mill shapes	01		150.4	154.0	157.2	9.9	2.1
Aluminum sheet	0105	12/03	102.6	(²)	109.9	8.9	(²)
Aluminum plate	0129		154.1	(²)	(²)	(²)	(²)
Rolled aluminum rod and bar, inc continuous cast	0143		149.4	150.8	158.6	(²)	5.2
Extrusion, solid, circle size under 3	0151		199.9	202.3	202.3	13.8	0
Extrusion, solid, circle size 5 to 9	0154		164.5	165.7	167.3	11.6	1.0
Extrusion, solid, circle size, 10 and over	0156	06/87	149.2	151.4	154.3	8.4	1.9
Aluminum pipe & tube, exc. 2000 & 7000 alloy series	0161	12/94	108.1	110.6	110.2	9.2	-.4
Copper and brass mill shapes	02		200.9	206.9	212.1	29.3	2.5
Copper and copper-base alloy sheet, strip, and plat	0237	12/03	122.8	127.6	130.8	30.8	2.5
Copper and copper-base alloy rod, bar and shapes	0238	12/03	127.0	130.3	134.2	34.2	3.0
Copper and copper-base alloy pipe and tube	0239	06/04	96.6	97.8	98.3	(²)	.5
Nickel alloy mill shapes	04		161.3	165.3	164.1	(²)	-.7
Titanium mill shapes	05		131.0	148.1	146.9	30.7	-.8
Other mill shapes	19		121.1	132.2	128.9	13.7	-2.5
Precious metal mill shapes	1903	12/03	103.0	(²)	102.9	(²)	(²)
Other nonferrous metal roll/draw/extruding	1935	12/03	107.8	120.0	116.4	16.4	-3.0
Nonferrous wire and cable							
	1026		153.1	156.3	158.7	13.4	1.5
Electric wire and cable	0301	12/82	175.4	174.5	175.7	13.6	.7
Control & signal wire and cable	0304	06/04	97.7	97.1	99.0	(²)	2.0
Building wire and cable	0306	06/04	100.9	105.5	111.9	(²)	6.1
Copper and copper alloy wire & cable, bare & tinned	0314	12/86	152.3	157.8	156.5	13.1	-.8
Apparatus wire from purchased insulated wire	0327	12/03	106.4	107.1	106.5	6.5	-.6
Power wire and cable	0332	06/04	99.4	105.5	105.8	(²)	.3
Fiber optic cable	0333	12/88	65.6	65.7	65.6	-8.9	-.2
Other wire and cable	0399	06/04	99.9	102.3	102.6	(²)	.3
Nonferrous forge shop products							
	1027		152.6	152.6	152.6	-1.3	0
Hot impression die, impact, press, & upset	0111	12/83	153.4	153.4	153.4	-1.2	0
Nonferrous foundry shop products							
	1028		151.2	152.0	152.4	3.4	.3
Castings, alum./alum.-base alloy	02		151.6	152.4	152.7	3.1	.2
Motor vehicle die castings	0201		125.0	124.8	125.3	2.8	.4
Other die castings	0203	06/83	162.0	163.8	163.9	2.6	.1
Sand castings	0204	06/83	159.7	159.5	160.0	4.4	.3
Perm. and semi-perm. mold castings	0205	06/83	135.1	134.9	135.4	3.4	.4
Other castings and cast products	0206	06/83	159.6	161.9	161.9	2.6	0
Copper and copper-base alloy castings	03	06/83	161.8	163.4	166.1	8.5	1.7
Copper and copper-base alloy sand castings	0301	06/83	168.8	171.0	174.7	11.0	2.2
Other copper/copper-base alloy castings	0302	06/83	149.6	149.3	149.3	.9	0
Zinc Castings	04	06/83	154.8	156.1	156.2	4.8	.1
Magnesium and magnesium-base castings	05	06/83	124.5	124.9	124.9	0	0

See footnotes at end of table.

Table 6. Producer price indexes and percent changes for commodity groupings and individual items, not seasonally adjusted—Continued

(1982=100 unless otherwise indicated)

Commodity	Commodity code	Other index base	Index			Percent change to Dec. 2004 from:	
			Aug. 2004 ¹	Nov. 2004 ¹	Dec. 2004 ¹	Dec. 2003	Nov. 2004
Nonferrous foundry shop products—Continued	1028						
Other nonferrous castings	06	06/83	130.4	130.5	130.4	2.0	-0.1
Metal containers	103		116.9	118.3	120.3	9.1	1.7
Metal cans and can components	1031		110.1	110.4	112.7	6.5	2.1
Steel cans	02		135.5	136.3	136.3	1.9	0
Aluminum cans	03		90.9	90.9	94.1	9.4	3.5
Barrels, drums, and pails	1032		188.6	200.0	199.3	23.4	-.4
Steel shipping barrels and drums	0102		194.2	209.3	208.8	36.2	-.2
All other metal barrels	0103	06/83	175.7	181.6	183.4	(²)	1.0
Hardware	104		161.9	163.4	163.5	4.1	.1
Hardware, n.e.c.	1041		153.8	155.0	155.1	4.6	.1
Builders hardware	01		174.5	174.7	174.8	3.0	.1
Padlocks	0109	06/85	147.7	147.7	147.7	4.3	0
Doorlocks, locksets, locktrim, exc.arch. trim	0122	06/85	168.4	166.6	166.6	1.4	0
Cabinet hardware	0147	06/85	156.7	159.0	158.6	3.7	-.3
Other builders hardware	0148	06/85	149.3	150.5	150.7	4.2	.1
Transportation equipment hardware	03		131.8	132.6	132.8	6.6	.2
Motor vehicle hardware	0311	06/85	112.3	112.5	112.5	6.8	0
Other transportation equipment hardware	0341	06/85	346.6	356.3	358.1	5.5	.5
Furniture hardware	04		183.0	183.0	183.0	2.4	0
Other hardware, n.e.c.	05	06/85	144.3	150.4	150.1	6.2	-.2
Hand and edge tools	1042		180.6	182.8	182.9	3.2	.1
Adjustable wrench, including pipe	0133		191.2	(²)	191.2	4.3	(²)
Screwdrivers	0141		167.5	167.5	167.5	2.0	0
Wrench socket	0147		233.6	233.7	233.7	1.5	0
All other wrenches	0149	06/83	181.4	181.4	181.4	1.3	0
Pliers	0151		184.2	197.1	197.1	8.6	0
Hammers, light forged	0161		148.6	150.4	154.3	8.8	2.6
Steel goods (forks, hoes, rakes, etc.)	0166		205.2	207.6	208.1	3.3	.2
Handsaws and handsaw blades	0168	12/03	102.9	103.2	103.2	3.2	0
All other mechanics' hand service tools	0178	06/83	184.7	187.5	187.4	2.2	-.1
All other edge tools	0179	06/83	144.1	145.4	145.6	2.2	.1
All other hand tools, except edge tools	0183	06/83	171.5	173.6	173.7	2.7	.1
Plumbing fixtures and brass fittings	105		189.8	191.7	192.0	4.3	.2
Vitreous china fixtures	1052		137.1	137.0	137.0	-2.8	0
Brass fittings	1054		214.8	214.8	215.4	3.6	.3
Bath and shower fittings	0211	06/83	188.9	188.9	188.9	.6	0
Lavatory and sink fittings	0218	06/98	107.6	107.6	107.6	3.1	0
Miscellaneous brass goods	0223	06/83	213.7	213.7	215.0	5.0	.6
Metal sanitary ware	1056	12/86	150.2	156.8	156.8	11.9	0
Heating equipment	106		170.5	172.7	173.5	5.9	.5
Steam and hot water equipment	1061		173.2	175.4	175.4	5.7	0
Cast iron heating boilers, radiators and convectors	0106	06/99	113.3	114.8	114.9	6.3	.1
Steel heating boilers, all classes	0112	06/99	114.9	116.4	116.4	5.7	0
Floor & wall furnaces/heaters/parts	1062		152.6	153.8	154.7	2.2	.6
Other heating, non-elect., inc parts	1063		170.1	171.8	173.0	4.2	.7
Domestic heating stoves	1064		136.9	145.1	144.9	8.6	-.1
Water heaters, domestic	1066		190.7	193.6	193.6	13.9	0
Electric	0101		177.0	179.9	179.9	15.8	0
Non-electric water heaters	0114	12/00	122.0	123.8	123.8	12.6	0
Fabricated structural metal products	107		168.6	171.7	172.1	17.7	.2
Metal doors, sash, and trim	1071		177.2	178.5	178.4	4.8	-.1
Metal doors and frames, exc. storm	02	06/83	173.8	177.5	176.3	7.0	-.7
Aluminum doors	0201	06/83	173.2	173.7	173.8	2.6	.1
Iron and steel doors	0203	06/83	168.7	173.4	171.4	8.5	-1.2
Other metal door, frames, & shower door/tub enclosr.	0208	06/97	112.0	113.7	115.3	5.8	1.4
Metal window sash and frames, exc. storm	03	06/83	162.2	162.0	162.6	1.5	.4
Metal molding and trim and storefronts	04	06/83	272.9	(²)	271.9	9.4	(²)
Storm sash and doors	05	06/83	149.2	149.4	149.7	4.5	.2

See footnotes at end of table.

Table 6. Producer price indexes and percent changes for commodity groupings and individual items, not seasonally adjusted—Continued

(1982=100 unless otherwise indicated)

Commodity	Commodity code	Other index base	Index			Percent change to Dec. 2004 from:	
			Aug. 2004 ¹	Nov. 2004 ¹	Dec. 2004 ¹	Dec. 2003	Nov. 2004
Metal doors, sash, and trim—Continued	1071						
Screens and weatherstrip	06	06/83	152.1	152.1	152.3	7.9	0.1
Metal tanks	1072		147.9	153.7	157.4	20.2	2.4
Storage and other non-pressure tanks	0104	12/94	132.5	147.2	149.0	28.2	1.2
Non-LPG gas cylinders	0122		121.1	123.2	130.8	14.7	6.2
Metal tanks, complete at factory, std. line pressure	0126	12/01	113.6	119.5	121.7	18.8	1.8
Metal tanks and vessels, custom fabricated at fact.	0135	12/01	118.7	120.8	125.8	22.4	4.1
Metal tanks & vessels, custom fab. and field erected	0152	12/94	133.2	136.6	136.6	18.2	0
Sheet metal products	1073		167.8	168.9	169.3	15.2	.2
Air conditioning ducts and stove pipe	0131	12/03	123.3	124.3	124.3	24.3	0
Metal roofing and drainage equipment	0132	12/03	116.0	116.6	118.5	18.5	1.6
Sheet metal siding	0133	12/03	115.9	117.0	117.9	17.9	.8
Sheet metal roof ventilators, louvers and dampers	0135	12/03	112.3	113.4	113.4	13.4	0
Other sheet metal work	0136	12/03	111.6	112.3	112.2	12.2	-1
Struct., arch., pre-eng. metal products	1074		167.6	173.3	173.3	25.9	0
Nonferrous pipe, tube, and fittings	04		185.7	188.9	188.9	3.8	0
Fabricated structural metal	05		165.3	169.9	169.9	24.3	0
Fabricated structural metal for buildings	0501		156.2	160.2	159.6	18.8	-4
Other fabricated structural metal	0512	06/82	181.4	186.7	187.2	28.1	.3
Miscellaneous metal work	07		141.9	160.5	159.5	31.8	-6
Architectural and ornamental metalwork	08	12/83	180.6	183.3	183.1	23.8	-1
Stairs, staircases and fire escapes	0803	12/83	145.9	148.6	148.6	9.0	0
Grills, registers and air diffusers	0811	12/97	115.3	112.1	112.1	5.4	0
Fences, gates, railings and window guards	0813	12/97	119.2	121.1	121.0	8.9	-1
Open flooring, grating and studs	0814	12/97	148.7	156.6	156.2	54.5	-3
Other architectural and ornamental metal work	0816	12/97	121.4	123.3	122.8	15.2	-4
Fabricated iron & steel pipe, tube & fit.	09	12/94	149.2	150.0	150.9	33.3	.6
Heat exchangers and condensers	1075		188.3	193.2	195.7	14.9	1.3
Bare tube heat exchangers	0101		181.9	186.0	187.5	11.3	.8
Fin tube heat exchangers	0102		183.2	(²)	192.9	16.1	(²)
Fabricated steel plate	1076		161.3	162.1	162.2	11.2	.1
Steel power boilers	1077		155.7	160.4	158.5	11.8	-1.2
Prefabricated metal buildings	1079		200.3	200.5	200.0	33.7	-2
Prefab. metal bldg systems, ex. farm svcs	01		202.4	201.4	199.6	36.6	-9
Other prefab. & portable metal buildings	02		182.5	185.9	192.2	23.8	3.4
Panels, parts, & sections for prefab bldgs	03		191.0	193.8	187.7	33.6	-3.1
Miscellaneous metal products	108		136.2	137.4	137.8	6.5	.3
Bolts, nuts, screws, rivets, and washers	1081		136.9	138.4	138.4	7.5	0
Externally thread. fasteners, ex. aircraft	02	06/82	129.5	130.4	130.4	11.7	0
Hex bolts	0206	06/82	102.9	104.5	104.5	3.9	0
Cap screws	0231		156.9	159.9	159.9	7.1	0
Tapping screws	0236		125.1	127.3	127.3	4.9	0
Other metal bolts, inc. sq., round, plow, bent, etc.	0262	12/99	124.6	124.4	124.4	20.4	0
Other external threaded metal fasteners, inc. studs	0263	12/99	103.5	104.8	104.7	6.2	-1
Internally thread. fasteners, ex. aircraft	03	06/82	102.3	102.8	103.5	5.1	.7
Nonthreaded fasteners, except aircraft	04	06/82	127.0	127.4	127.8	3.2	.3
Aircraft-aerospace fasteners	05	06/82	191.5	196.5	195.4	5.5	-6
Other formed fasteners	06	06/82	140.8	142.9	142.9	3.5	0
Lighting fixtures	1083		138.2	140.0	140.5	3.0	.4
Residential	02		150.4	151.8	152.6	3.4	.5
Commercial/institutional or industrial	03		142.9	144.0	144.7	3.0	.5
Other commercial incand. fixtures, incl. portable	0307		117.4	117.4	120.3	5.2	2.5
Commercial H.I.D. fixtures, mercury and other types	0311		152.9	158.8	158.8	4.9	0
Commercial fluor. fixtures, recessed non-air	0323		113.3	113.6	(²)	(²)	(²)
Commercial fluorescent strip lights	0325		124.7	124.7	(²)	(²)	(²)
Commercial fluorescent fixtures, surface or pendent	0333		184.5	187.0	187.0	8.0	0
Industrial fluorescent fixtures, general types	0361		132.4	132.4	(²)	(²)	(²)
Vehicular	04		119.9	121.3	121.1	1.6	-2
Motor vehicle lighting	0401	12/83	99.9	99.2	99.2	-8	0
All other vehicular lighting equipment	0402	12/83	175.8	175.8	175.8	2.7	0
Component and renewal parts	0403	12/99	111.6	124.2	122.7	12.4	-1.2
Lighting equipment, n.e.c.	05		139.1	142.7	143.2	4.1	.4
Outdoor lighting equipment, including parts	0522	06/85	129.2	133.1	133.8	5.3	.5
Other electric and non-electric lighting	0524	06/85	101.1	102.8	(²)	(²)	(²)
Ammunition, except for small arms	1085	12/85	136.0	132.7	136.8	7.9	3.1

See footnotes at end of table.

Table 6. Producer price indexes and percent changes for commodity groupings and individual items, not seasonally adjusted—Continued

(1982=100 unless otherwise indicated)

Commodity	Commodity code	Other index base	Index			Percent change to Dec. 2004 from:	
			Aug. 2004 ¹	Nov. 2004 ¹	Dec. 2004 ¹	Dec. 2003	Nov. 2004
Ordinance and accessories, n.e.c.	1086	12/85	158.8	154.2	154.2	-3.2	0.0
Fabricated ferrous wire products	1088	06/82	155.3	155.2	156.1	17.0	.6
Ferrous wire rope, cable and strand	01	06/82	144.5	145.9	146.0	4.1	.1
Steel nails and spikes	02	06/82	155.0	(²)	156.6	35.7	(²)
Ferrous wire cloth, other woven wire prod.	07	06/82	137.6	139.0	142.0	8.9	2.2
Other fabricated ferrous wire products	09	06/82	161.7	159.5	160.0	17.8	.3
Other miscellaneous metal products	1089		133.2	134.7	134.9	5.8	.1
Wire springs	04		147.1	150.8	151.6	17.8	.5
Precision mechanical springs	0424		149.1	149.1	152.3	13.4	2.1
Other wire springs	0425	12/82	141.6	147.7	146.9	20.9	-.5
Other metal products	05		130.3	131.4	131.7	3.5	.2
Original equipment automotive stamping	0506		109.6	110.6	110.8	2.7	.2
Replacement part automotive stamping	0508	12/82	137.6	137.6	137.6	.1	0
Automotive screw machine products	0521	12/83	124.1	124.5	124.5	1.1	0
Other screw machine products	0522	12/83	139.0	139.7	140.4	3.5	.5
Metal ladders, including ladder accessories	0557	12/91	103.4	106.7	106.7	4.1	0
Metal powders, paste, and flake	0564	06/85	159.7	163.8	164.4	8.7	.4
Powder metallurgy parts, ex. bearing, gears, etc.	0571	12/91	103.6	103.7	103.7	1.1	0
Other fabricated metal products	0589	06/85	139.5	140.6	141.0	5.4	.3
Metal crowns and closures	06	12/83	153.5	153.5	153.5	14.0	0
Metal closures	0621	06/02	113.9	113.9	113.9	14.0	0
Metal stampings n.e.c.	07	06/84	142.1	144.4	144.6	13.0	.1
Job stampings, non-automotive	0701		158.5	161.4	161.6	16.3	.1
Other stamped and pressed metal end products	0731	06/84	138.3	140.1	140.1	4.9	0
Metal foil and leaf	08	12/84	114.0	114.1	114.2	.6	.1
Converted unmounted alum. foil packaging products	0801	12/84	110.0	(²)	(²)	(²)	(²)
Laminated aluminum foil rolls and sheets	0811	12/84	114.8	114.8	114.8	.3	0
Converted unmounted alum. foil for nonpkg appl.	0821	12/84	128.5	(²)	(²)	(²)	(²)
Heavy gauge springs	09	06/04	100.3	105.0	105.4	(²)	.4
Hot formed heavy gauge springs	0912	06/04	99.9	104.4	104.4	(²)	0
Cold formed heavy gauge springs	0913	06/04	101.0	105.9	107.1	(²)	1.1
Metal treatment services	109	12/84	138.4	138.7	138.8	3.0	.1
Metal treatment services	1091						
Metal plating and polishing	01	12/84	156.0	156.2	156.4	2.0	.1
Metal coating and allied services	02	12/84	128.8	129.0	129.0	4.3	0
Metal heat treating	03	06/85	119.8	120.3	120.4	1.3	.1
Metal heat treating - Middle Atlantic	0332	06/85	131.9	(²)	(²)	(²)	(²)
Metal heat treating - South Central	0333	06/85	124.1	126.0	126.4	1.9	.3
Metal heat-treating - Michigan	0334	06/85	110.5	110.5	110.5	.1	0
Metal heat treating - Southeast	0335	06/85	104.1	104.1	104.1	0	0
Metal heat treating - North Central	0336	06/85	124.8	125.7	125.7	3.5	0
Metal heat treating - Pacific Coast	0337	06/85	118.7	118.7	118.7	0	0
Metal heat treating - Southwest	0338	06/85	110.1	110.1	110.1	.5	0
Metal heat treating - New England	0339	06/90	107.5	107.5	107.5	1.5	0
Machinery and equipment	11		122.2	122.7	122.7	1.0	0
Agricultural machinery and equipment	111		165.9	168.7	170.8	5.4	1.2
Agricultural machinery and equipment	1114	12/02	103.8	105.6	106.9	5.4	1.2
Commercial turf & grounds care equipment	01	12/02	105.1	105.8	105.9	4.0	.1
Plows, listers, harrows, pulverizers, etc.	02	12/02	114.5	120.1	120.0	5.5	-.1
Wheel tractors and attachments	03	12/02	102.4	102.4	102.4	.9	0
Farm dairy machines, sprayers, dusters, e	04	12/02	101.3	103.2	103.7	3.9	.5
Planting, seeding, fertilizing mach & att	05	12/02	104.8	106.3	107.2	7.0	.8
Harvesting machinery	06	12/82	170.6	177.4	185.7	10.4	4.7
Haying machinery and attachments	07	12/82	154.4	159.0	161.6	6.2	1.6
Farm machinery and equip, nec excl parts	08	12/02	107.2	108.3	108.9	8.7	.6
Parts for farm mach & equip	09	12/02	101.6	103.6	104.0	3.6	.4
Construction machinery and equipment	112		159.1	162.8	162.8	6.0	0
Tractors and attachments, ex. parts	112A	12/99	106.9	106.8	106.8	3.4	0
Tractor attachments, ex. parts	03	12/99	105.5	105.7	105.7	5.7	0
Tractor shovel loaders	04		154.2	153.6	153.6	2.5	0
Power cranes, excavators & equipment	112B	12/99	111.1	112.1	112.0	3.0	-.1
Mixers, pavers, spreaders, etc.	112C		143.0	144.1	145.5	3.3	1.0
Off-highway, equipment, ex. parts	112D	12/99	108.8	108.2	108.2	3.4	0
Off highway trucks	02	12/03	103.8	102.2	102.2	2.2	0
Graders, rollers, compactors, forklifts	03	12/03	104.2	104.2	104.2	4.2	0

See footnotes at end of table.

Table 6. Producer price indexes and percent changes for commodity groupings and individual items, not seasonally adjusted—Continued

(1982=100 unless otherwise indicated)

Commodity	Commodity code	Other index base	Index			Percent change to Dec. 2004 from:	
			Aug. 2004 ¹	Nov. 2004 ¹	Dec. 2004 ¹	Dec. 2003	Nov. 2004
Parts for construction machinery	112G	12/99	107.2	108.5	108.8	7.4	0.3
Parts, other than for winches, platforms, hoists	0105	12/99	107.3	108.6	108.9	7.5	.3
Parts for winches,aerial work platforms, auto hoists	0106	12/03	103.3	103.8	(²)	(²)	(²)
Portable air compressors	112H		125.8	127.2	127.2	2.3	0
Construction machinery and equipment sold	112I	12/03	104.3	115.4	114.9	14.9	-4
Other construction machinery & equip, sold separate!	0101	12/03	105.2	105.7	105.7	5.7	0
Complete winches, aerial work platforms, auto wrecke	0102	12/03	103.2	126.8	125.7	25.7	-9
Metalworking machinery and equipment	113		152.8	153.7	154.6	2.7	.6
Metalworking machinery n. e. c.	113A	06/83	178.6	180.6	181.3	3.5	.4
Assembly machines	01	06/83	164.3	167.0	167.3	3.3	.2
Other metalworking machinery	02	06/83	194.1	194.1	195.8	4.0	.9
Rolling mill machinery	113B	12/87	158.3	160.8	159.9	8.6	-6
Power driven hand tools	1132		146.9	146.8	146.8	1.2	0
Power hand tools, electric/battery powered	06	06/86	129.5	129.6	129.6	-.1	0
Power hand tools, pneumatic/hydr./powder	08	06/86	162.1	161.6	161.6	4.1	0
Welding machines and equipment	1133		188.0	197.2	199.1	12.7	1.0
Arc welding mach., components ex electrode	01		176.6	178.1	178.1	3.6	0
Resistance welders, components & electrode	02		162.1	162.1	162.1	.5	0
Arc welding electrodes	03		226.8	254.7	261.8	34.3	2.8
Gas welding machines and equipment	04		170.3	171.2	171.0	1.2	-.1
Other welding machines and equipment	06	12/00	100.4	102.7	102.1	2.7	-6
Industrial process furnaces and ovens	1134		161.3	161.8	161.6	1.5	-.1
Electric, excluding induction & dielectric	01		161.0	160.8	161.6	2.0	.5
Fuel-fired	02		158.6	(²)	(²)	(²)	(²)
Fuel fired furnaces, including parts and attachments	0218	12/86	160.6	(²)	(²)	(²)	(²)
Otr. indus. elec. heat. units; parts/attac	05		169.1	169.3	169.3	1.5	0
Parts and attachments, incl. electric heating units	0543		143.8	144.0	144.3	.3	.2
Other industrial electric heating units	0545		193.9	194.1	193.9	1.9	-.1
Cutting tools and accessories	1135		147.9	148.2	148.1	1.6	-.1
Small cutting tools	01		138.3	138.6	138.5	1.1	-.1
Precision measuring tools	02		164.1	164.1	164.1	3.1	0
Other machine tool attachments & acc.	05	06/83	158.8	159.3	159.3	2.7	0
Abrasive products	1136		141.7	140.7	142.2	1.1	1.1
Nonmetallic sized abrasives	01		74.0	69.4	75.7	-3.1	9.1
Nonmet. bonded abrasives and diamond wheel	03		140.5	140.6	140.6	1.5	0
Nonmetallic coated abrasive products	05		186.0	186.0	186.4	1.9	.2
Metal cutting machine tools	1137		151.9	152.1	155.0	2.8	1.9
Grinding machines	13		180.1	180.1	180.1	2.2	0
Lathes	14		157.0	157.4	157.9	2.0	.3
Milling machines	15		161.4	160.9	163.1	4.6	1.4
Multi-function machines, n/c	16		122.6	122.3	133.9	9.3	9.5
Station type machines	18	06/83	153.7	153.7	153.7	0	0
Other metal cutting machine tools	19		155.6	155.5	155.5	.2	0
Parts for metal-cutting machine tools	53	12/02	100.8	101.6	101.6	1.2	0
Metal forming machine tools	1138		172.7	172.7	173.1	3.2	.2
Punching, bending and forming machines	21		143.5	143.5	143.5	3.4	0
Presses	23		189.9	189.9	189.9	6.2	0
Other metal forming machines	25		196.1	196.1	198.1	2.2	1.0
Rebuilt metal-forming machine tools & par	52	12/02	102.4	102.4	102.4	1.6	0
Tools, dies, jigs, fixtures & ind. molds	1139		139.3	139.2	140.0	.5	.6
Special dies, tools, jigs, and fixtures	01		153.3	153.2	153.5	.7	.2
Industrial molds and mold boxes	03		120.1	119.9	121.3	0	1.2
General purpose machinery and equipment	114		161.1	162.6	163.2	4.7	.4
Pumps, compressors, and equipment	1141		168.2	170.7	171.1	4.8	.2
Industrial pumps	02		180.5	181.6	182.4	4.6	.4
Air compressors	03						
Gas compressors	04		169.9	172.1	172.1	2.1	0
Air/gas compress. & vac. pump pts./attach.	07	06/84	157.7	158.9	159.1	7.6	.1
Industrial spraying equipment	08	06/84	148.0	151.7	151.7	2.3	0
Measuring & dispensing pumps	09	06/84	147.9	148.9	148.7	1.5	-.1
Other compressors and vacuum pumps	11	12/98	103.3	103.3	103.3	3.1	0
Other pumps, including parts	12	12/83	184.8	191.2	192.2	7.6	.5

See footnotes at end of table.

Table 6. Producer price indexes and percent changes for commodity groupings and individual items, not seasonally adjusted—Continued

(1982=100 unless otherwise indicated)

Commodity	Commodity code	Other index base	Index			Percent change to Dec. 2004 from:	
			Aug. 2004 ¹	Nov. 2004 ¹	Dec. 2004 ¹	Dec. 2003	Nov. 2004
Pumps, compressors, and equipment—Continued	1141						
Parts and attachments for pumps	1211	12/83	200.3	210.4	210.6	10.5	0.1
All other pumps, inc. sump, oil well & oil field	1215	12/97	107.5	108.4	109.7	3.1	1.2
Domestic water systems	13	12/03	107.1	108.3	108.3	8.3	0
Elevators, escalators, and other lifts	1142		120.9	121.1	124.2	4.6	2.6
Elevators & escalators	01		117.2	117.2	121.0	5.7	3.2
Elevator and escalator parts & attachments	02		141.7	142.7	142.7	.7	0
Fluid power equipment	1143		170.9	172.8	174.4	5.4	.9
Fluid power pumps and parts	01		165.8	168.0	170.3	3.7	1.4
Fluid power valves	02		172.1	172.5	174.1	5.2	.9
Fluid power accum/cushions/cyls. & parts	03		165.0	166.9	166.7	6.4	-.1
Non-aerospace hydraulic fluid power cylind/actuators	0312	06/98	111.0	112.6	112.5	8.2	-.1
Non-aerospace pneumatic fluid power cylind/actuators	0313	06/98	115.2	115.8	115.6	4.0	-.2
Parts for hydraulic & pneumatic cylinders/actuators	0315	06/98	125.3	126.6	126.3	16.0	-.2
Fluid power hose and tube fittings	04		183.1	186.4	189.9	6.2	1.9
Parts for fluid power valves	05	06/91	134.9	138.4	138.6	3.7	.1
Industrial material handling equipment	1144		144.5	146.0	146.6	6.1	.4
Conveying equipment	02		149.4	150.9	151.5	7.8	.4
Unit handling convey/convey sys hoists/farm elevator	0212	06/84	136.1	136.9	136.9	5.6	0
Parts/acces. for unit handling conveyors & conv. sys	0214	06/84	156.6	159.8	162.7	11.2	1.8
Bulk mtl hdng conveyors & conveying sy ex ho & farm	0216	06/84	146.8	149.0	150.6	8.9	1.1
Pts & access for bulk mtl hdng conveyors & conv sys	0218	06/84	194.0	196.9	196.7	15.8	-.1
Industrial trucks and tractors	03		133.3	134.7	134.6	3.8	-.1
Work trucks w/lifting & handling equip. riding elec	0353	06/02	104.5	107.1	107.1	3.9	0
Work trucks w/lifting & handling equip non-riding	0356	06/02	103.2	103.6	103.5	3.0	-.1
Work trucks without lifting & handling equipment	0357	06/02	106.2	108.5	108.2	6.3	-.3
Bulk powered material moving equipment	0358	06/02	103.6	103.7	103.7	3.1	0
Parts, attachments, and accessories	0378	12/86	142.8	144.3	144.2	4.7	-.1
Hoists, cranes and stacking machines	04		164.8	166.5	170.9	8.4	2.6
Hoists, including parts	0481	12/84	163.4	165.2	168.3	7.7	1.9
Cranes, including parts	0485	12/84	151.2	152.5	158.1	9.3	3.7
Mechanical power transmission equipment	1145		181.4	182.1	182.3	5.2	.1
Speed changers, drives, gears	01		183.9	184.1	184.5	4.3	.2
Loose gear, pinions and racks	0108	12/83	139.8	140.1	140.1	.6	0
Speed changers and industrial high speed drives & pt	0117	12/03	105.7	105.7	106.1	6.1	.4
Other power transmission equipment	02	12/84	169.1	170.3	170.2	6.0	-.1
Plain bearings and bushings	0201	12/84	137.7	139.7	139.7	3.3	0
Power trans. equip, exc speed changers, drives, gear	0212	12/03	106.0	106.6	106.6	6.6	0
Scales and balances	1146		120.5	120.8	121.3	1.3	.4
Vehicle and industrial scales	11	12/91	116.3	116.3	117.0	1.5	.6
Retail, commercial, household, & mail scal	12	12/91	109.9	109.9	110.3	1.0	.4
Parts, attachments, and accessories	13	12/91	102.5	103.7	103.9	1.6	.2
Fans and blowers, except portable	1147		160.9	163.5	165.0	6.0	.9
Dust collection & air purification equip.	0143	12/83	148.6	151.0	150.8	3.3	-.1
Dust collection and a/c equip.	0144	12/83	148.4	151.6	151.5	9.1	-.1
Industrial & commercial fan & blower mfg	0145	12/03	103.3	104.8	106.7	6.7	1.8
Air conditioning and refrigeration equip	1148		139.9	141.3	141.9	3.3	.4
Heat transfer equipment	01		151.6	153.7	152.8	3.1	-.6
Heat transfer equipment, except dehumidifiers	0132	12/03	103.5	105.6	104.5	4.5	-1.0
Motor vehicle air conditioning	0133	12/03	100.3	100.6	101.0	1.0	.4
Unitary air conditioners	02		131.2	132.1	134.3	3.5	1.7
Unitary air conditioners, except air source heat pum	0222	06/97	107.0	107.7	109.5	3.5	1.7
Commercial refrigeration equipment	03		170.4	172.2	172.2	3.7	0
Refrigerant compressors	04		117.6	120.0	118.2	2.4	-1.5
Refrigerant compressors, except automatic	0412	12/03	103.1	106.0	103.6	3.6	-2.3
Refrigeration condensing units	05		150.0	149.9	149.7	2.0	-.1
Other a/c and refrigeration equipment	06		150.4	151.5	151.5	2.6	0
Parts & accessories for a/c & refrig. equi	09	12/89	110.8	111.3	111.3	1.3	0
Miscellaneous general purpose equipment	1149		179.0	179.9	180.0	4.6	.1
Metal valves, except fluid power	02	12/82	178.9	179.4	179.5	5.6	.1
Gates, globes, angles, and checks	0201	12/82	200.7	201.7	201.8	7.9	0
Ball valves	0202	12/82	174.5	173.9	173.9	8.6	0
Butterfly valves	0203	12/82	142.7	142.7	142.7	5.5	0
Plug valves	0204	12/82	146.1	146.6	146.6	4.6	0
Plumbing and heating valves (low pressure)	0205	12/82	168.6	169.3	169.3	6.9	0
Solenoid valves	0208	12/82	179.4	179.4	179.4	2.3	0
Other valves	0209	12/82	184.0	183.1	183.2	5.1	-.1
Automatic valves	0211	12/98	106.0	107.3	107.3	2.4	0
Metal pipe fittings, flanges, and unions	03	12/82	223.0	225.0	225.0	5.3	0

See footnotes at end of table.

Table 6. Producer price indexes and percent changes for commodity groupings and individual items, not seasonally adjusted—Continued

(1982=100 unless otherwise indicated)

Commodity	Commodity code	Other index base	Index			Percent change to Dec. 2004 from:	
			Aug. 2004 ¹	Nov. 2004 ¹	Dec. 2004 ¹	Dec. 2003	Nov. 2004
Miscellaneous general purpose equipment—Continued	1149						
Ball and roller bearings	05		178.0	178.9	179.5	5.0	0.3
Ball bearings, unmounted	0531	12/03	105.6	106.3	106.3	6.3	0
Mounted bearings	0534	06/83	223.5	223.5	([^])	([^])	([^])
Ball and roller bearing parts and components	0535	06/83	160.0	161.8	161.7	1.6	-1
Taper roller bearings	0537	06/83	143.8	143.8	143.8	1.5	0
Roller bearings, except taper	0538	06/83	208.0	208.0	211.3	2.8	1.6
Industrial patterns	07	12/84	132.9	133.3	133.3	1.9	0
Filters and strainers	08	12/84	166.5	167.6	168.4	3.2	.5
Filters and strainers, except fluid power	0805	12/03	102.4	103.2	103.7	3.7	.5
Other miscellaneous general purpose equipm	11	12/84	160.1	161.1	160.5	3.2	-4
Electronic computers and computer equipm	115	12/98	56.3	55.3	55.1	-5.7	-4
Electronic computers	1151	12/98	29.6	28.0	27.9	-12.3	-4
Large-scale general purpose computers	0111	12/98	26.0	24.0	24.0	-11.8	0
Mid-range general purpose computers	0112	12/98	28.8	28.3	28.2	-7.8	-4
Personal computers and workstations	0114	12/98	26.7	24.7	24.5	-14.3	-8
Portable computers	0115	12/98	18.7	18.4	18.3	-12.9	-5
Computer storage devices	1152	12/98	33.8	32.7	32.7	-12.1	0
Computer storage devices, except parts	01	12/98	33.2	31.7	31.7	-14.3	0
Computer terminals and parts	1153	12/98	91.4	91.5	91.5	-.2	0
Computer terminals	01	12/98	92.4	92.7	92.7	-.2	0
Computer terminal parts, attachments & acc	02	12/98	85.6	([^])	([^])	([^])	([^])
Computer peripheral equipment and parts	1154	12/98	92.7	92.8	92.4	-1.5	-4
Computer printers	02	12/98	87.7	87.2	87.0	-1.0	-2
Parts for computer peripheral equipment	05	12/98	100.8	99.1	99.2	-1.6	.1
All other peripheral equipment	06	06/99	95.3	([^])	([^])	([^])	([^])
Special industry machinery and equipment	116		170.3	171.4	171.4	2.2	0
Food products machinery	1161		190.6	191.8	191.8	4.5	0
Dairy industry machinery	01		199.3	199.3	199.3	.3	0
Commercial food production machinery	04		181.1	182.2	182.2	5.9	0
Industrial food production machinery	05	12/83	181.0	182.6	182.6	4.4	0
Textile machinery and equipment	1162		157.3	159.1	158.6	.6	-3
Textile machinery	12	06/86	139.2	140.8	140.0	.2	-6
Textile machinery parts and attachments	77		162.6	164.6	164.6	1.3	0
Woodworking machinery and equipment	1163		147.8	148.2	149.1	2.9	.6
Other than for home workshops	01		150.5	151.0	151.9	2.9	.6
Sawmill equipment	0101		168.6	169.8	171.1	4.2	.8
Sawing machines, except sawmill equipment	0103		145.3	145.9	145.9	1.8	0
Straight-line machinery: planers, sanders, etc.	0104		167.6	([^])	167.6	.4	([^])
Other woodworking machinery, incl. lathes & presses	0106		179.1	([^])	180.4	4.0	([^])
All other parts, attachments, and accessories	0108		138.4	138.4	140.5	4.5	1.5
Paper industries machinery	1164	06/82	174.1	174.8	175.1	2.8	.2
Paper Industry machinery	0114	12/03	101.4	101.9	102.1	2.1	.2
Parts & attachments for paper industries machinery	0115	12/03	104.2	104.5	104.4	4.4	-1
Printing trades machinery and equipment	1165		143.4	143.8	143.9	.3	.1
Printing presses, offset, lithograph	01		154.8	([^])	([^])	([^])	([^])
Bookbinding machinery and equipment	05		180.6	182.4	182.4	1.7	0
Printing presses, other than lithographic	06	12/82	164.2	164.2	164.2	.2	0
Other printing machinery and equipment	09	12/82	146.2	146.2	146.1	.1	-1
Other special industry machinery	1166		168.9	169.4	169.3	1.3	-1
Rubberworking machinery	01		183.0	182.9	182.9	.2	0
Plasticworking machinery	03		179.8	179.8	180.5	3.9	.4
Chemical industry machinery	04		162.8	([^])	([^])	([^])	([^])
Automotive maintenance equipment	05	06/83	165.8	165.8	165.8	2.5	0
Miscellaneous industry machinery	06		167.0	167.6	167.4	.4	-1
Semiconductor manufacturing equipment	0638	06/87	127.6	127.6	127.6	-.9	0
Printed circuit board manufacturing machinery	0641	06/01	100.7	99.6	100.7	2.4	1.1
Special industry machinery & equipment & parts	0647	06/01	107.7	108.3	108.6	3.1	.3
Packing and packaging machinery	1167		196.0	197.1	196.3	1.6	-4
Filling machinery	01		206.6	212.9	208.3	-5	-2.2
Form-fill-seal machines	0103		259.6	259.6	259.6	2.2	0
Filling machines	0108	12/83	153.3	164.1	156.2	-3.8	-4.8
Machinery for processing pkgs. & bottles	03		172.6	172.6	172.6	.5	0
Casing and cartoning machinery	0302		186.5	186.5	186.5	1.0	0

See footnotes at end of table.

Table 6. Producer price indexes and percent changes for commodity groupings and individual items, not seasonally adjusted—Continued

(1982=100 unless otherwise indicated)

Commodity	Commodity code	Other index base	Index			Percent change to Dec. 2004 from:	
			Aug. 2004 ¹	Nov. 2004 ¹	Dec. 2004 ¹	Dec. 2003	Nov. 2004
Packing and packaging machinery—Continued	1167						
Labeling and coding machinery	0307	12/83	151.8	151.8	151.8	-0.1	0.0
Other packing & packaging machinery & pa	04	12/83	180.4	180.5	180.5	2.7	0
Wrapping, banding, bundling and fastening machines	0401	12/83	169.4	169.4	169.4	3.0	0
Parts for packing and packaging machinery	0403	12/83	163.4	163.6	163.6	3.0	0
Other packing and packaging machines	0404	12/88	145.2	145.3	145.3	2.5	0
Service industry machinery and parts	1168	06/82	178.4	182.4	182.1	4.4	-2
Commercial and industrial vacuum cleaners & parts	0111	06/82	165.1	172.4	(²)	(²)	(²)
Electronic teaching machines, teaching aids, trainer	0116	12/03	99.9	(²)	(²)	(²)	(²)
Commercial cooking and food warming equipment	0118	12/03	102.9	106.6	105.7	5.7	-8
Miscellaneous machinery products, exc electrical	0119	12/03	102.6	104.5	104.5	4.5	0
Commercial laundry & dry cleaning equip.	1169	12/82	187.2	188.9	194.0	9.4	2.7
Electrical machinery and equipment	117		113.3	113.6	113.4	-5	-2
Wiring devices	1171		173.9	171.9	172.0	12.3	.1
Current carrying	01		131.9	133.8	133.6	3.6	-1
Convenience & power outlets, ex. pin & sleeve	0142	12/99	84.9	(²)	(²)	(²)	(²)
Electric switches	0143	12/99	99.3	100.9	100.9	6.8	0
Wire connectors for electrical circuitry	0144	12/99	101.6	103.5	103.0	2.1	-5
Lampholders	0145	12/99	102.1	102.9	103.9	1.8	1.0
Current carrying wiring devices, n.e.c.	0146	12/99	100.9	101.7	101.9	2.9	.2
Noncurrent carrying	02		231.4	223.8	224.3	20.7	.2
Porcelain electrical supplies	0252	12/03	102.2	102.5	102.5	2.5	0
Stamped metal switch and receptacle box	0257		202.0	217.6	217.6	10.9	0
Fittings, except cast conduit body, cover, & gasket	0279		242.1	243.6	243.6	6.7	0
Cable, cord and flexible conduit fittings	0282	06/83	228.2	239.7	238.2	7.7	-6
Cast metal box, cover, gasket & access. ex. junction	0285		271.8	(²)	(²)	(²)	(²)
Commercial pole and transmission line hardware	0286		175.9	178.5	181.8	9.7	1.8
Flexible nonmetallic conduit	0294	12/86	141.4	141.4	141.4	2.6	0
Other noncurrent-carrying wiring devices	0298		230.9	230.9	231.1	5.2	.1
Integrating and measuring instruments	1172		148.2	149.1	148.5	.5	-4
Integrating instruments	04	12/83	103.9	(²)	(²)	(²)	(²)
Test equip.- elect. character. & signals	05	12/83	142.2	142.9	142.3	.4	-4
Indicating and recording instruments	06	12/83	150.5	156.2	(²)	(²)	(²)
Motors, generators, motor generator sets	1173		150.9	151.7	152.9	3.7	.8
Fractional horsepower motors & generators	03	06/83	135.4	137.3	138.5	4.1	.9
Integral horsepower motors	04	06/83	153.9	154.3	156.6	4.8	1.5
Fractional horsepower motor-gen. sets	05	06/83	169.9	169.9	(²)	(²)	(²)
Integral horsepower motor-gen. sets	06	06/83	150.5	152.4	(²)	(²)	(²)
Prime mover gen. sets	07	06/83	143.0	(²)	(²)	(²)	(²)
Land transportation types	08	06/83	145.9	133.7	(²)	(²)	(²)
Parts and supplies	09	06/83	155.6	154.4	156.5	7.8	1.4
Transformers and power regulators	1174		135.9	141.0	146.0	10.5	3.5
Fluorescent lamp ballasts	02		123.2	130.3	130.3	6.0	0
Power & distribution transformers, excl. p	09	12/99	101.7	105.6	110.3	13.0	4.5
Parts & all other transformers	11	12/99	104.4	106.8	111.7	9.5	4.6
Commer./institutional/indus. gen/ pump. transformers	1101		179.0	194.7	(²)	(²)	(²)
Specialty transformers, ex. fluorescent lamp ballast	1102		88.9	88.9	88.9	1.6	0
Power regulators, boosters, other transformers/parts	1109	12/99	101.5	(²)	(²)	(²)	(²)
Switchgear, switchboard, etc. equipment	1175		164.8	164.5	165.5	3.4	.6
Industrial controls and related parts, acc	07		160.6	161.6	162.7	3.4	.7
Switchgear, exc. ducts & contr. circuit relay	11	06/85	146.9	146.6	147.0	1.3	.3
Power circuit breakers, all types	12	06/85	110.9	111.3	113.1	7.3	1.6
Panelboards & switching & interrupting dev	13	06/85	168.5	168.8	170.7	5.4	1.1
Molded case circuit breakers	15	06/85	152.6	145.6	(²)	(²)	(²)
Communication and related equipment	1176	12/85	103.2	103.7	102.8	-2.3	-9
Telephone and telegraph equipment	01	12/85	93.4	93.3	92.7	-5.9	-6
Carrier line equipment and external modems	0112	12/00	92.5	93.6	93.6	.5	0
Switching equipment	0121	12/85	101.0	101.0	101.0	-8.6	0
Other telephone and telegraph apparatus	0141	12/85	83.3	82.7	81.6	-6.8	-1.3
Radio & television communication equipment	02	12/85	108.3	109.1	108.0	-6	-1.0
Broadcast, studio and related equipment	0201	12/85	106.9	107.2	107.1	.2	-.1
Radio communication, fiber optics & related equip.	0202	12/85	97.3	98.9	96.6	-1.7	-2.3
Intercom, alarm & traffic control systems	0203	12/85	115.6	112.0	112.1	-3.3	.1
Electronic systems and equipment	0212	12/03	100.2	100.3	100.2	.2	-.1
Search, detection, navigation & guidance sys & equip	0213	06/04	100.0	100.6	100.6	(²)	0
Electric lamp bulbs and parts	1177		128.0	128.4	128.3	-3.0	-.1
Incandescent	01		142.7	141.7	140.5	-3.6	-8

See footnotes at end of table.

Table 6. Producer price indexes and percent changes for commodity groupings and individual items, not seasonally adjusted—Continued

(1982=100 unless otherwise indicated)

Commodity	Commodity code	Other index base	Index			Percent change to Dec. 2004 from:	
			Aug. 2004 ¹	Nov. 2004 ¹	Dec. 2004 ¹	Dec. 2003	Nov. 2004
Electric lamp bulbs and parts—Continued	1177						
Other than incandescent	02		109.1	111.3	112.3	-2.9	0.9
Flourescent, hot cathode	0221	12/83	85.6	86.3	86.8	-5.7	.6
Other electric discharge	0222	12/83	111.4	117.6	119.4	5.0	1.5
Electronic components and accessories	1178		88.3	88.5	88.3	-1.6	-.2
Cathode ray T.V. picture tube	02		60.7	60.1	57.3	-13.4	-4.7
Power, transmitter, special purpose tubes	03		180.9	181.7	181.7	-.2	0
Capacitors	11		114.9	114.8	114.3	-.3	-.4
Resistors for electric applications	12		159.5	159.2	159.5	2.3	.2
Fixed, surface mounted, excluding carbon types	1201	12/96	85.3	84.8	84.8	-1.7	0
Fixed, having two leads, excluding carbon types	1202	12/96	111.3	112.3	112.4	3.0	.1
Resistor networks, having more than two leads	1203	12/96	116.8	107.8	107.8	0	0
Nonlinear resistors, inc. thermistors and varistors	1205	12/96	89.5	91.5	91.5	3.0	0
Resistor parts and other resistors	1209	12/96	137.9	142.6	144.0	9.4	1.0
Relays	21		185.5	189.3	190.2	2.4	.5
Switches, mechanical (electronic appl.)	22	06/82	167.6	167.6	167.6	1.8	0
Connectors	24		150.1	153.0	152.9	1.4	-.1
Coaxial connectors (radio frequency)	2411		222.2	222.3	222.3	-.2	0
Cylindrical connectors	2426	06/03	(¹)	(¹)	103.9	3.9	(¹)
Rack and panel connectors (rectangular)	2434	06/03	102.1	(¹)	(¹)	(¹)	(¹)
Printed circuit connectors for electronic circuitry	2443	06/03	100.9	101.2	101.2	.8	0
Other connectors including parts	2472	06/03	102.0	103.7	103.7	1.9	0
Magnetic and optical recording media	25		55.4	55.4	55.1	(¹)	-.5
Filters, crystals, and transducers	28	06/82	100.4	100.4	100.4	-.2	0
Filters and piezoelectric devices	2891	06/82	109.0	109.0	109.0	-.5	0
Diodes and rectifiers	31		106.1	106.1	106.1	-3.3	0
Transistors	35		72.6	72.0	72.1	1.8	.1
Optoelectronic devices	37		85.1	83.8	(¹)	(¹)	(¹)
Digital MOS integrated circuits	42	12/98	59.4	60.8	60.7	-3.3	-.2
MOS, memory	4221	12/98	51.9	51.0	50.6	-8.2	-.8
Other MOS, incl. logic, MCU, and MPR	4223	12/98	74.2	77.0	76.9	-1.8	-.1
Mos, microprocessors	4225	12/00	14.1	11.6	11.6	-24.7	0
Linear integrated circuits	45		59.1	58.9	60.8	5.7	3.2
Hybrid integrated circuits	46		101.2	101.2	101.2	1.1	0
Other semiconductor devices and parts	48		72.6	73.3	72.8	-.3	-.7
Semiconductor dice and wafers	4815		56.9	57.6	57.1	-.5	-.9
Semiconductor parts (packages, other accessories)	4817		123.2	123.2	123.0	-.1	-.2
Printed circuit boards	49	12/00	102.6	101.9	102.6	5.8	.7
Electronic transformers and coils	53	06/82	132.8	136.3	136.5	6.2	.1
Other electronic components	56	06/00	97.1	97.1	97.1	-2.5	0
Complex component assemb., packs, modules	61	06/82	109.4	109.6	107.9	-2.1	-1.6
Miscellaneous electrical mach and equip	1179		111.2	111.3	111.6	.3	.3
Storage batteries	01		109.6	112.0	112.3	6.1	.3
Lead acid batteries, 1.5 cubic foot or less	0103	12/84	115.9	118.8	119.2	6.9	.3
Lead acid batteries, larger than 1.5 cubic foot	0104	12/84	134.7	136.3	136.4	4.4	-.1
Storage batteries other than lead acid, incl. parts	0105	12/84	132.3	135.5	135.5	5.2	0
Primary batteries, dry and wet	02		154.5	156.2	156.2	1.3	0
Carbon and graphite products	03		111.9	111.7	111.6	6.1	-.1
Carbon & graphite electrodes for elec. Furnaces	0326	12/03	112.1	111.3	(¹)	(¹)	(¹)
All other carbon and graphite products	0335	12/03	101.7	102.1	102.0	2.0	-.1
X-ray and electromedical equipment	05		96.8	96.7	97.3	-2.5	.6
Irradiation equipment	0512	06/85	113.7	114.1	114.0	-.6	-.1
Diagnostic electromedical equipment	0514	06/85	71.9	70.4	72.0	-2.4	2.3
Electrotherapeutic equipment	0516	06/85	71.1	71.7	71.6	-6.6	-.1
Other electromedical equipment, exc diag & therap.	0517	12/02	98.6	98.8	(¹)	(¹)	(¹)
Parts and accessories for electromedical equipment	0524	06/85	111.2	111.3	112.2	-2.3	.8
Engine electrical equipment	06		124.5	124.3	124.4	-.2	.1
Cable sets and ignition wiring harnesses	0601	12/82	134.9	135.3	135.3	1.3	0
Cranking motors (starters)	0604	12/82	114.1	113.2	113.2	-2.2	0
Spark plugs (all types)	0605	12/82	119.7	(¹)	119.7	0	(¹)
Alternators, generators, and regulators	0607	06/00	99.4	99.5	99.4	-.3	-.1
Complete engine electrical equipment, nec	0608	06/00	99.5	99.6	99.9	.2	.3
Parts for engine electrical and electronic equipment	0609	06/00	88.3	80.7	83.8	-7.2	3.8
Motor vehicle electronic equip. exc engine elec equi	0611	12/03	100.0	100.0	(¹)	(¹)	(¹)
Electrical industrial apparatus, n.e.c.	29	12/85	115.8	116.2	116.0	1.0	-.2
Industrial capacitors	2901	12/85	86.4	(¹)	(¹)	(¹)	(¹)
Rectifying apparatus	2902	12/85	120.0	120.4	120.0	.8	-.3
Oth electrical equip for industry, except electronic	2904	12/03	101.2	101.7	101.8	1.8	.1
Miscellaneous instruments	118		159.3	159.5	159.9	1.5	.3
Environmental controls	1181		146.2	146.4	147.5	1.7	.8
Process control instruments	1182	06/83	169.1	169.2	169.6	2.7	.2
Industrial process control instruments	0171	12/03	102.4	102.4	102.7	2.7	.3

See footnotes at end of table.

Table 6. Producer price indexes and percent changes for commodity groupings and individual items, not seasonally adjusted—Continued

(1982=100 unless otherwise indicated)

Commodity	Commodity code	Other index base	Index			Percent change to Dec. 2004 from:	
			Aug. 2004 ¹	Nov. 2004 ¹	Dec. 2004 ¹	Dec. 2003	Nov. 2004
Fluid meters and counting devices	1184	12/85	126.3	127.1	127.1	1.5	0.0
Integrating & totalizing meters for gas or liquids	0102	12/85	138.4	141.0	141.0	2.1	0
Counting devices	0103	12/85	140.0	140.5	141.1	2.2	.4
Motor vehicle indicating instruments	0104	12/85	93.9	93.9	93.9	1.2	0
Engineering and scientific instruments	1185	12/85	171.7	171.7	172.2	1.5	.3
Aeronautical, nautical & navigational inst	01	12/85	182.5	182.5	182.5	1.0	0
Laboratory apparatus	02	12/85	166.5	166.5	167.7	2.4	.7
Surveying/drafting instruments & lab furn	03	12/85	137.6	137.6	137.6	.9	0
Laboratory furniture	0322	12/91	141.2	141.2	141.2	2.5	0
Surveying/drafting instruments	0329	12/91	111.7	111.7	111.7	-.4	0
Optical instruments and lenses	1186	12/85	125.3	125.5	125.5	1.8	0
Sighting, tracking & fire control equipmen	01	12/85	117.8	117.8	117.8	.9	0
Optical instruments and lenses	02	12/85	120.0	120.4	120.6	3.2	.2
Laboratory analytical instruments	03	12/85	128.5	128.6	128.5	1.4	-.1
Measuring & controlling devices, n.e.c.	1189	06/85	139.8	139.8	139.7	-.6	-.1
Aircraft engine instruments	01	06/85	134.0	134.6	134.1	-.8	-.4
Physical properties and kinematic testin	05	06/04	100.0	99.8	99.9	(²)	.1
Comm., geophysical & general instruments	06	06/04	100.0	100.0	99.7	(²)	-.3
Miscellaneous machinery	119		141.2	142.0	142.2	2.7	.1
Oil field and gas field machinery	1191		143.8	144.9	146.1	3.7	.8
Oil field and gas field drilling machinery	02		156.7	157.9	159.3	3.8	.9
Rotary oil & gas field drilling machinery & parts	0257	12/03	102.9	102.9	105.1	5.1	2.1
Other oil & gas field drilling mach, equi, parts	0258	12/03	108.5	117.0	117.0	17.0	0
Oil field and gas field production machine	04		124.8	125.3	125.8	3.4	.4
Mining machinery and equipment	1192		164.1	166.9	169.7	8.1	1.7
Underground mining machinery	01		174.5	175.9	175.4	(²)	-.3
Crushing, pulverizing & screening machines	02		207.7	213.6	213.0	5.6	-.3
Drills and other mining machinery	03		189.2	189.9	189.9	3.5	0
Mining machinery parts	53		146.1	147.8	156.7	12.9	6.0
Office and store machines and equipment	1193		114.0	115.1	114.9	1.4	-.2
Calculating and accounting machines	01		81.8	82.0	81.6	-1.3	-.5
Parts and attach. for calc. & acctng mach, cash reg.	0115	06/85	89.6	89.6	89.6	1.0	0
Coin-operated auto. merchandising machines	06		121.4	121.7	121.7	1.7	0
Coin-operated auto. merchandising mach., ex. parts	0654	06/82	121.4	121.6	121.6	1.4	0
Parts for automatic merchandising machines	0656	06/94	99.9	99.9	99.9	2.1	0
Other office and store machines and parts	07		131.1	131.8	131.6	1.1	-.2
Mailing, letter handling, and addressing machines	0753	06/85	114.6	(²)	(²)	(²)	(²)
Standard typewriters, and all other office machines	0755	12/94	109.9	109.9	109.9	6.4	0
Parts/attach. for std. typewriters/other office mach	0757	12/94	114.3	114.3	114.3	4.9	0
Internal combustion engines	1194		145.8	146.0	146.2	.7	.1
Gasoline engines	01		143.9	(²)	143.9	1.6	(²)
Diesel, semidiesel, & dual fuel, non-auto	07	12/82	131.6	131.6	131.6	.8	0
Diesel, semidiesel, & dual fuel, auto.	08	12/82	137.7	137.5	137.5	.2	0
Gas engines, except turbines	11	12/88	166.2	166.1	(²)	(²)	(²)
Parts and accessories for i.c. engines	13		151.0	152.1	152.9	2.0	.5
Machine shop products	1195		145.7	146.8	146.6	3.8	-.1
Carburetors, pistons, piston rings, & valv	01		146.3	146.7	147.0	4.9	.2
Carburetors, new and rebuilt	0124	12/03	104.2	103.8	104.2	4.2	.4
Pistons, piston rings, and piston pins (engine)	0127	12/03	99.3	99.5	99.6	-.4	-.1
Valves (engine intake and exhaust)	0128	12/03	117.4	119.5	(²)	(²)	(²)
Other machine shop products	05	06/84	131.2	132.4	132.1	3.8	-.2
Parts for turbine and turbine generator	1196	06/82	175.2	175.2	175.2	.4	0
Turbine and turbine generator sets	1197	06/87	168.9	168.8	170.0	1.0	.7
Furniture and household durables	12		135.6	136.9	137.1	2.4	.1
Household furniture	121		160.6	163.5	163.5	3.4	0
Metal household furniture	1211		127.3	127.6	129.1	3.8	1.2
Metal household dining, dinette, breakfast furniture	0102	06/84	147.1	150.4	150.4	5.2	0
Other metal household furniture	0104	06/84	115.8	115.2	117.0	3.2	1.6
Wood household furniture	1212		180.6	182.5	182.4	1.7	-.1
Living room furniture	01		186.2	187.9	186.3	1.1	-.9
Table	0101		191.9	192.8	192.8	0	0
Desks	0103		204.8	(²)	204.8	0	(²)

See footnotes at end of table.

Table 6. Producer price indexes and percent changes for commodity groupings and individual items, not seasonally adjusted—Continued

(1982=100 unless otherwise indicated)

Commodity	Commodity code	Other index base	Index			Percent change to Dec. 2004 from:	
			Aug. 2004 ¹	Nov. 2004 ¹	Dec. 2004 ¹	Dec. 2003	Nov. 2004
Wood household furniture—Continued	1212						
Other nonupholstered living room furniture	0109		167.8	168.1	168.1	3.4	0.0
Dining room furniture	02		189.9	191.3	196.7	4.0	2.8
Table	0211		198.1	202.0	203.0	3.0	.5
Chairs	0216		193.2	192.9	192.5	-.5	-.2
Buffets and servers	0221		239.8	(²)	262.2	10.0	(²)
China and corner cabinets	0231		154.4	(²)	155.6	2.1	(²)
Bedroom furniture	03		186.2	186.8	187.1	1.0	.2
Beds, incl bunk and water beds, excl crib & headboard	0339	12/03	99.5	100.6	101.4	1.4	.8
Dresser, vanities and dressing tables	0342		182.0	181.2	181.6	1.6	.2
Night tables & stands	0344		212.7	212.9	214.3	1.9	.7
Wardrobes and wardrobe-type cabinets	0353		196.7	196.7	196.7	-.8	0
Other nonupholstered bedroom furniture	0355		138.1	138.5	138.5	-.1	0
Chests of drawers, including cedar chests	0359	12/03	101.9	102.6	102.5	2.5	-.1
Other wood household furniture	04		144.0	147.8	145.3	2.0	-1.7
Unpainted wood furniture	0463		215.3	221.9	221.9	10.2	0
Unassembled or knockdown wood furniture	0465		120.9	125.2	122.3	2.3	-2.3
Upholstered household furniture	1213		154.3	153.7	153.6	.7	-.1
Sofas, including sectional sofa pieces	0101		154.4	152.7	152.7	-1.6	0
Chairs, including rockers and recliners	0111		146.2	146.8	146.7	2.0	-.1
Dual purpose sleep furniture, incl. convertible sofa	0123	06/83	117.8	(²)	117.8	(²)	(²)
Other upholstered household furniture	0131	06/82	181.9	182.3	182.1	.7	-.1
Bedding	1214		139.4	152.6	152.7	14.6	.1
Other mattresses, including crib and inserts	0114	06/83	166.6	167.1	167.4	4.4	.2
Hybrid-type sleep system floatation ensembles	0122	12/95	110.6	116.8	118.2	(²)	1.2
Mattress and foundation sets	0134	12/03	101.8	102.0	102.2	2.2	.2
Porch and lawn furniture	1215		156.5	159.6	159.7	3.6	.1
Household furniture, n.e.c.	1216	12/85	111.9	114.6	111.6	1.1	-2.6
Commercial furniture	122		167.3	168.1	168.9	3.7	.5
Wood office furniture and store fixtures	1221		180.1	180.4	180.4	1.0	0
Seating	0112	06/85	154.8	155.4	155.4	3.0	0
Desks and extensions	0113	06/85	170.8	171.6	171.6	1.6	0
Storage units, files and tables	0114	06/85	169.0	169.8	169.5	.8	-.2
Other wood office furniture	0116	06/85	158.8	158.8	158.8	1.9	0
Plastic laminated fixture tops	0151	12/83	153.6	154.7	154.4	-3.0	-.2
Fixtures for stores, banks, offices, &	0161	12/83	177.7	178.9	179.0	2.6	.1
Nonwood furniture and store fixtures	1222		159.6	160.3	162.0	5.1	1.1
Storage units, files, and tables	02		159.7	159.4	163.3	5.2	2.4
Furniture	03		165.0	165.2	165.5	4.2	.2
Desks and extensions	0321		157.4	157.4	157.4	8.2	0
Office seating	0325		162.6	162.5	162.5	3.8	0
Other nonwood office furniture	0326	06/95	107.5	107.7	108.1	3.9	.4
Partitions and fixtures	04	12/83	146.7	148.2	150.2	5.9	1.3
Shelving and lockers	0405	12/83	152.5	154.3	157.7	8.5	2.2
Storage racks and accessories	0407	12/83	135.5	138.2	139.0	-.6	.6
Fixtures for stores, banks, offices, &	0409	12/83	145.7	146.5	148.7	6.9	1.5
Public building furniture	1223	12/84	149.6	150.5	150.8	4.7	.2
School furn. exc. stone, concrete, & library furn.	0101	12/84	161.3	161.4	159.9	2.2	-.9
Public bldg. & related furn. exc. school & restaurant	0102	12/84	151.0	151.9	152.3	4.8	.3
Furniture and fixtures n.e.c.	1224	12/85	152.0	152.8	153.2	3.3	.3
Hospital beds	0101	12/85	122.9	(²)	(²)	(²)	(²)
Other furniture and fixtures, n.e.c.	0103	12/85	155.5	156.5	157.0	3.3	.3
Floor coverings	123		138.8	143.3	143.0	6.7	-.2
Soft surface floor coverings	1231		135.5	140.0	139.7	7.3	-.2
Tufted broadloom	01		137.2	142.0	141.7	7.3	-.2
Tufted broadloom, nylon	0181		140.0	144.2	143.6	7.2	-.4
Other tufted carpets and rugs	0165	12/98	114.2	119.7	120.0	7.8	.3
Woven carpets/rugs made from textile yarns	03	06/85	168.2	168.8	168.8	8.8	0
Carpets & rugs not made from textile yarns	04	06/85	132.3	132.9	132.9	5.9	0
Hard surface floor coverings	1232		159.6	166.0	165.3	5.2	-.4
Commission finishing/dyeing, floor cover	1233	12/86	116.2	116.2	116.2	0	0
Household appliances	124		101.2	101.7	101.6	-.3	-.1

See footnotes at end of table.

Table 6. Producer price indexes and percent changes for commodity groupings and individual items, not seasonally adjusted—Continued

(1982=100 unless otherwise indicated)

Commodity	Commodity code	Other index base	Index			Percent change to Dec. 2004 from:	
			Aug. 2004 ¹	Nov. 2004 ¹	Dec. 2004 ¹	Dec. 2003	Nov. 2004
Major appliances	1241		96.6	97.2	96.9	-0.5	-0.3
Cooking equipment	01		92.6	93.3	93.4	-8	.1
Elec and microwave household cooking units & parts	0105	12/02	94.5	94.5	95.0	-1.5	.5
Gas household units & related parts and accessories	0139	12/02	94.8	96.6	96.4	-1.6	-2
Other household equip, exc elec & gas, and outdoor	0169	12/02	100.0	101.0	101.0	.6	0
Laundry equipment	02		102.1	102.6	102.2	0	-4
Refrigeration equipment	03		87.2	88.3	87.8	.5	-6
Household refrigerators, incl. comb. refrig/freezers	0329	12/02	96.7	98.0	97.5	.4	-5
Food freezers, complete units, household	0337		103.6	104.5	104.5	(¹)	0
Parts and attachments for household refrig./freezers	0339	12/02	84.7	(¹)	(¹)	(¹)	(¹)
Other major appliances	04		111.1	111.0	110.3	-2.4	-6
Room air conditioners	0445		118.0	118.2	118.2	-2.5	0
Other household appliances and parts	0452	12/00	94.3	(¹)	(¹)	(¹)	(¹)
Household vacuum cleaners, parts, & atta	1243		98.9	99.4	99.4	-2.6	0
Vacuum cleaners	01		92.8	93.3	93.2	-2.7	-1
Canister, tank, and all other general purpose	0111		102.6	102.6	102.6	-3.1	0
All other vacuum cleaner types & parts & attachments	0113	12/00	95.7	97.1	97.0	-1.5	-1
Upright	0121		84.5	84.6	84.6	-3.0	0
Electric housewares and fans	1244		108.8	108.5	108.8	.4	.3
Small household appliances	01		105.9	(¹)	(¹)	(¹)	(¹)
Electric fans	02	12/82	109.5	108.4	109.5	1.1	1.0
Electric lamps	1245		154.5	154.4	161.6	8.9	4.7
Home electronic equipment	125		64.3	63.2	63.5	-5.5	.5
Television receivers	1252		51.6	50.0	50.4	-9.8	.8
Speakers and commercial sound equipment	1257	12/03	102.9	103.2	103.2	3.2	0
Other home electronic equipment	1258	06/04	99.0	99.0	99.0	(¹)	0
Home, portable & automotive audio equip.	01	06/04	100.0	100.0	99.9	(¹)	-1
All other consumer audio & video equip.	02	06/04	97.8	97.8	97.8	(¹)	0
Other household durable goods	126		160.5	161.2	161.2	1.5	0
Tableware, kitchenware and other pottery	1261		195.8	196.2	196.5	2.1	.2
Tableware and kitchenware	01		195.8	196.2	196.5	2.2	.2
Vitreous china, fine earthenware and other pottery	0103	12/03	101.8	102.0	102.1	2.1	-1
Household glassware	1262		171.9	172.1	171.0	1.2	-6
Hollowware	1263	06/85	167.3	170.0	168.4	2.2	-9
Household flatware	1264		145.4	145.4	(¹)	(¹)	(¹)
Mirrors	1265		152.4	156.1	155.2	1.8	-6
Framed mirrors	0102	06/83	179.8	179.8	179.8	1.5	0
Unframed mirrors	0103	06/83	131.2	137.6	136.2	2.1	-1.0
Lawn/garden equipment excl. garden tract	1266		134.8	135.4	135.7	1.3	.2
Lawn tractors & riding mowers & equipment	04	12/82	132.1	135.2	135.2	3.0	0
Parts & attach., consumer lawn & garden eq	05	12/82	149.8	150.4	151.3	2.2	.6
Consumer nonriding lawn, garden, & snow eq	06	06/03	101.6	100.4	100.7	-4	.3
Cutlery, razors and razor blades	1267		184.7	185.2	185.7	.8	.3
Razors and razor blades	0102	12/83	188.1	188.1	188.1	-1.1	0
Cutlery, scissors, shears, trimmers, a	0141	12/83	167.3	168.2	169.3	3.3	.7
Metal household containers	1268		180.5	182.7	182.7	2.3	0
Stamped and spun utensils, aluminum	0101		175.8	180.0	(¹)	(¹)	(¹)
Stamped and spun utensils except aluminum	0102	06/84	159.7	159.7	159.7	2.0	0
Household durables, n.e.c.	1269	06/84	150.0	150.2	149.8	2.1	-.3
Window shades made from textile fabric & accessories	0101	06/84	158.8	159.3	158.0	.7	-.8
Venetian blinds	0102	06/84	133.4	133.4	133.2	3.6	-1
Curtain/drapery rods & shades/blinds, n.e.c.	0103	06/84	150.1	(¹)	150.1	0	(¹)
Nonmetallic mineral products	13		154.4	156.3	156.8	5.4	.3
Glass	131		119.4	119.6	120.0	-1.1	.3
Flat glass	1311		108.0	108.2	108.7	-1.6	.5
Laminated glass	04	06/83	83.1	82.9	82.9	-6.4	0
For construction/architectural uses	0413	12/87	125.7	125.0	125.3	-5	.2

See footnotes at end of table.

Table 6. Producer price indexes and percent changes for commodity groupings and individual items, not seasonally adjusted—Continued

(1982=100 unless otherwise indicated)

Commodity	Commodity code	Other index base	Index			Percent change to Dec. 2004 from:	
			Aug. 2004 ¹	Nov. 2004 ¹	Dec. 2004 ¹	Dec. 2003	Nov. 2004
Flat glass—Continued	1311						
For other uses, n.e.c.	0415	12/87	110.6	110.6	110.6	-0.7	0.0
Laminated glass for automotive uses	0416	12/03	93.3	93.0	93.0	-7.0	0
Sheet, plate, and float glass	05		92.3	93.0	94.7	1.0	1.8
Specialty glass	07		128.4	128.7	129.1	.5	.3
Tempered glass for other uses	0713	12/87	129.1	129.1	129.3	1.2	.2
Multiple-glazed, sealed insulating glass	0716	12/03	100.0	100.0	100.0	0	0
Tempered glass for automotive use	0717	12/03	99.0	98.0	(²)	(²)	(²)
Tempered glass for construction & architectural uses	0718	12/03	101.1	103.3	103.9	3.9	.6
Other flat glass	0719	12/03	97.3	97.3	97.6	-2.4	.3
Other finished glassware	1313	06/83	140.9	141.1	141.0	.1	-.1
Pressed and blown glassware	01	06/83	143.1	143.3	143.3	.2	0
Lighting and electronic glassware	0111	06/83	119.8	119.9	119.9	-.9	0
Other pressed and blown glassware	0112	06/83	180.5	180.8	180.8	1.7	0
Concrete ingredients and related product	132		172.0	173.4	173.8	5.3	.2
Construction sand/gravel/crushed stone	1321		184.4	185.3	185.6	4.2	.2
Sand, construction	0101		200.3	202.9	202.9	5.0	0
Gravel, construction	0111		195.8	197.0	197.5	4.7	.3
Crushed and broken stone	0121		179.8	180.4	180.6	4.0	.1
Cement	1322		159.2	161.5	162.1	7.5	.4
Concrete products	133		162.1	166.0	166.8	7.8	.5
Concrete block and brick	1331		176.9	177.2	179.6	4.8	1.4
Structural block	11		180.9	180.9	184.1	4.7	1.8
Decorative block	21		153.9	156.6	156.6	7.0	0
Concrete brick	31		150.0	150.0	150.0	.8	0
Paving blocks	41		158.6	159.6	159.6	6.4	0
Concrete pipe	1332		159.9	160.2	162.6	5.9	1.5
Ready-mixed concrete	1333		159.0	164.7	165.2	8.8	.3
Precast concrete products	1334		170.5	171.7	172.0	5.8	.2
Prestressed concrete products	1335		160.7	161.4	162.4	8.3	.6
Clay construction products ex. refractor	134		157.5	157.3	157.9	2.4	.4
Brick and structural clay tile	1342	12/84	167.9	167.8	168.3	3.1	.3
Brick, except ceramic, glazed & refractory	01	12/84	168.3	168.2	168.8	3.2	.4
Ceramic floor and wall tile	1344		106.8	106.3	106.4	0	.1
Structural clay products, n.e.c.	1345		171.3	171.5	174.9	4.6	2.0
Vitrified clay sewer pipe and fittings	0101		146.0	146.4	146.4	1.3	0
Other structural clay products, n.e.c.	0199	12/85	159.1	159.1	163.8	6.3	3.0
Refractories	135		163.3	163.4	163.6	3.7	.1
Clay refractories	1352		178.0	178.0	178.0	5.3	0
Bricks and shapes	0145	06/91	147.4	147.4	147.4	9.1	0
Castable refractories	0151		185.5	185.5	185.5	5.4	0
Refractories, non clay	1353		152.0	152.2	152.5	2.1	.2
Silica bricks and shapes	0115	12/85	93.6	93.6	93.8	2.9	.2
All other nonclay refractory bricks and shapes	0117	12/85	152.2	152.2	152.2	2.4	0
Nonclay refractory mortars/castables, hydro setting	0119	12/85	173.6	173.6	175.6	5.2	1.2
Plastic refractories & ramming mixes & nonhyd. cast	0132	12/85	180.4	182.3	181.1	3.2	-.7
Nonclay gunning mixes, basic and other	0141		115.7	115.7	(²)	(²)	(²)
Other nonclay refractory materials in lump or ground	0143	12/85	138.2	138.7	140.6	6.7	1.4
Asphalt felts and coatings	136		117.7	122.2	123.5	6.1	1.1
Prep. asphalt & tar roofing & siding pro	1361		111.4	116.4	117.6	6.9	1.0
Other asphalt roofing	1362		146.9	147.0	148.4	1.7	1.0
Gypsum products	137		210.8	211.7	212.2	20.1	.2
Gypsum products	1371						
Gypsum building plasters, boards and laths	0102	12/93	168.7	169.8	170.2	23.7	.2
Other gypsum products	0116	12/99	129.3	128.3	129.1	(²)	.6

See footnotes at end of table.

Table 6. Producer price indexes and percent changes for commodity groupings and individual items, not seasonally adjusted—Continued

(1982=100 unless otherwise indicated)

Commodity	Commodity code	Other index base	Index			Percent change to Dec. 2004 from:	
			Aug. 2004 ¹	Nov. 2004 ¹	Dec. 2004 ¹	Dec. 2003	Nov. 2004
Glass containers	138		144.7	145.2	145.2	3.1	0.0
Other nonmetallic minerals	139		152.9	153.8	154.2	4.5	.3
Insulation materials	1392		141.5	141.6	140.5	8.4	-8
Mineral wool for structural insulation	01		130.4	129.7	128.7	9.1	-8
Building batt, blankets, and rolls	0101		145.7	143.0	142.8	13.2	-1
Loose fiber and granulated fiber	0102		101.2	101.6	102.4	6.1	8
Acoustical mineral wool	0103		99.9	102.1	99.3	4.6	-2.7
Other mineral wool for thermal insulation	0104		151.8	151.8	151.8	-1.8	0
Min. wool for indus. & equip. insulation	02		140.0	142.1	141.3	6.5	-6
Paving mixtures and blocks	1394		145.7	147.3	147.8	4.3	.3
Cut stone and stone products	1395	12/84	142.7	143.2	143.2	.5	0
Dressed dimension and cut granite	0111	12/84	141.4	141.4	141.4	.1	0
Dressed dimension and cut marble	0131	12/84	158.1	161.8	161.8	2.3	0
Other cut stone products, incl. slate, sandstone	0141	12/84	140.3	140.3	140.3	.9	0
Gaskets, packing, and sealing devices	1398	12/85	150.1	150.9	152.6	4.2	1.1
Gaskets and gasketing material	01	12/85	163.5	164.9	168.9	7.4	2.4
Nonmetallic gaskets and gasketing	0111	12/90	133.7	135.5	136.2	2.6	.5
Metallic gaskets and machined seals	0112	12/90	143.0	143.5	150.5	14.3	4.9
Packing and sealing	02	12/85	140.2	140.6	140.6	1.5	0
Compression packings	0211	12/90	151.5	(²)	(²)	(²)	(²)
Molded packing and sealing devices	0212	12/90	129.0	129.7	129.7	1.2	0
Axial mechanical face seals	0213	12/90	138.0	138.0	138.0	1.3	0
Rotary oil seals	0214	12/90	109.7	109.7	109.7	1.6	0
Nonmetallic minerals and products, n.e.c.	1399	06/82	149.9	150.6	151.0	2.5	.3
Industrial sand	01	06/82	164.3	169.8	169.8	3.8	0
Glass sand	0101	06/82	163.6	172.3	172.3	5.3	0
Foundry sand	0111	06/82	194.7	199.2	199.4	3.4	.1
Other industrial sand	0121	06/82	150.7	152.9	152.9	2.1	0
Other nonmetallic minerals, n.e.c.	02	06/84	145.6	145.9	146.0	2.0	.1
Minerals and earths ground or treated	0209	06/85	139.9	139.9	139.9	1.4	0
Dimension stone	0211	06/85	169.7	171.1	171.1	2.8	0
Clay and related materials, n.e.c.	0214	06/90	121.7	122.6	122.9	2.4	.2
Miscellaneous nonmetallic minerals, n.e.c.	0299	06/85	151.5	151.8	152.1	3.5	.2
Nonmetallic mineral products, n.e.c.	03	12/85	132.7	132.5	133.9	4.0	1.1
Transportation equipment	14		147.4	151.1	151.1	2.5	0
Motor vehicles and equipment	141		128.9	133.3	133.1	1.6	-2
Motor vehicles	1411		133.3	140.4	139.9	1.5	-4
Passenger cars	01		128.6	134.5	134.0	1.7	-4
Motorcycles	04		174.0	174.2	174.2	1.1	0
Trucks, 14,000 lbs. and under	05		145.7	156.1	155.4	1.0	-4
Trucks, over 14,000 lbs. GVW	06		156.1	155.6	155.7	2.3	.1
Trucks, truck tractors & bus chassis 14001 to 33000	0682	12/03	100.4	(²)	100.4	.4	(²)
Trucks, truck tractors & bus chassis 33001 lb & more	0683	12/03	103.4	102.9	103.0	3.0	.1
Fire department vehicles	08	06/83	184.9	(²)	(²)	(²)	(²)
Motor vehicle parts	1412		112.1	112.3	112.6	.9	.3
Motor vehicles parts	05	12/03	100.5	100.7	100.9	.9	.2
Gasoline engine and engine parts	0501	12/03	100.8	100.9	101.7	1.7	.8
Motor vehicle steering and suspension parts	0502	12/03	101.7	102.5	102.4	2.4	-1
Motor vehicle transmission and power train	0503	12/03	99.8	99.9	100.1	.1	.2
Motor vehicle brake systems	0504	12/03	99.4	99.2	99.4	-.6	.2
Filters	0505	12/03	104.5	(²)	(²)	(²)	(²)
Exhaust systems	0506	12/03	100.4	100.4	100.4	.4	0
Wheels	0507	12/03	103.9	104.4	(²)	(²)	(²)
Other motor vehicle parts	0508	12/03	100.2	100.4	100.4	.4	0
Motorcycle parts	0509	12/03	100.2	100.2	101.8	1.8	1.6
Vehicle seating and interior trim	0511	06/04	100.2	101.0	100.3	(²)	-7
Truck and bus bodies	1413	12/82	181.0	183.8	185.0	8.8	.7
Truck and bus bodies sold separately	01	12/82	182.4	186.0	187.4	10.0	.8
Completed vehicles on purchased chassis	02	12/82	182.2	182.2	182.6	4.4	.2
Truck trailers	1414		149.1	154.0	153.2	9.7	-5
Motor homes built on purchased chassis	1415	06/84	167.3	167.9	167.9	4.7	0
Travel trailers and campers	1416	06/84	145.1	145.8	146.4	3.0	.4
Travel trailers	01	06/84	140.5	141.5	142.3	2.0	.6

See footnotes at end of table.

Table 6. Producer price indexes and percent changes for commodity groupings and individual items, not seasonally adjusted—Continued

(1982=100 unless otherwise indicated)

Commodity	Commodity code	Other index base	Index			Percent change to Dec. 2004 from:	
			Aug. 2004 ¹	Nov. 2004 ¹	Dec. 2004 ¹	Dec. 2003	Nov. 2004
Travel trailers and campers—Continued	1416						
Campers, pickup covers and parts	02	06/84	156.8	156.9	157.0	5.2	0.1
Aircraft and aircraft equipment	142		200.5	201.8	202.3	4.3	.2
Aircraft	1421		215.1	217.6	218.5	5.5	.4
Civilian aircraft	02	12/85	194.0	197.0	197.8	7.1	.4
Aircraft engines and engine parts	1423	12/85	163.7	163.7	163.7	4.5	0
Aircraft parts and auxiliary equipment	1425	06/85	151.9	152.0	152.0	1.3	0
Ships and boats	143		189.9	191.1	191.4	5.3	.2
Ships	1431	12/85	172.1	172.5	173.0	6.2	.3
Self propelled ships, new, nonmilitary	03	06/96	122.0	122.3	122.3	9.5	0
Nonpropelled ships, U.S. military & nonmil	04	06/96	120.6	122.7	124.0	14.8	1.1
Boats	1432		186.3	188.6	188.7	3.7	.1
Outboard motorboats	01		190.7	192.4	192.8	4.0	.2
Inboard motorboats, incl. i.-o. houseboats	02		195.4	196.6	197.0	3.4	.1
Inboard-outdrive boats, except houseboats	03		176.0	179.0	179.1	3.8	.1
All other boats	04		178.9	184.0	182.7	3.5	-.7
Railroad equipment	144		143.5	145.1	150.7	9.8	3.9
Locomotives and parts	1441		130.2	131.9	136.6	5.6	3.6
Railroad cars and car parts	1442		152.7	154.2	160.5	12.7	4.1
Railroad car parts and accessories	03		140.3	140.9	141.3	3.0	.3
Air brake and other brake equipment	0303	12/03	104.2	105.3	106.3	6.3	.9
All other railroad and streetcar parts and accessori	0304	12/03	101.8	102.1	102.2	2.2	.1
Railroad cars	04	12/01	114.8	116.2	122.4	16.1	5.3
Transportation equipment, n.e.c.	149	06/85	140.2	141.7	141.7	2.3	0
Transportation equipment, n.e.c.	1491						
Self-propell. golf carts & in-plant carriers & parts	1101	06/85	143.5	147.0	146.6	3.2	-.3
Automobile and light truck trailers	1104	12/92	126.4	128.8	128.5	3.1	-.2
Other transportation equipment, n.e.c.	1105	06/85	133.8	134.2	134.4	1.5	.1
Miscellaneous products	15		183.4	186.0	186.5	3.3	.3
Toys, sporting goods, small arms, etc.	151		132.9	133.9	133.3	1.6	-.4
Toys, games, and children's vehicles	1511		125.9	125.9	125.9	1.0	0
Games, excl. toys and hobbies	0152	06/85	129.6	129.6	129.6	.1	0
Baby carriages, children's vehicles, excl. bicycles	0153	06/85	101.8	(²)	(²)	(²)	(²)
Toys, excl. games and hobbies	0154	06/85	112.0	112.0	(²)	(²)	(²)
Hobbies, models: crafts and structural kits	0155	06/85	148.1	148.1	148.1	6.2	0
Dolls and stuffed toy animals	0156	12/85	124.4	124.4	124.4	0	0
Sporting and athletic goods	1512		123.6	124.8	123.9	1.6	-.7
Fishing tackle and equipment	0103	12/85	151.0	150.5	150.5	.8	0
Golf equipment	0127	12/85	124.7	126.7	122.4	-.8	-3.4
Bicycles, adult tricycles, unicycles and parts	0182	12/84	114.2	114.9	114.9	2.9	0
Playground equipment	0185	12/98	112.3	113.4	114.2	6.8	.7
Gymnasium and exercise equipment	0192	12/98	101.0	102.2	101.5	2.6	-.7
Other sporting and athletic goods	0193	12/85	122.1	123.4	123.7	1.0	.2
Small arms and ammunition	1513		185.9	186.7	187.3	2.2	.3
Small arms	01		208.0	209.4	210.3	3.2	.4
Pistols and revolvers	0102		188.7	189.1	190.4	3.4	.7
Shotguns	0111		210.6	211.2	211.2	.3	0
Rifles, centerfire	0113	06/85	182.6	184.2	185.7	3.9	.8
Other small arms	0115	06/85	149.7	149.7	(²)	(²)	(²)
Parts and attachments for small arms	0119	06/85	159.5	159.5	159.5	3.0	0
Small arms shipped to U.S. military	0121	06/85	178.5	(²)	(²)	(²)	(²)
Small arms ammunition	02		145.8	145.8	145.9	.3	.1
Components for small arms ammunition	03	06/85	141.6	141.8	142.0	.9	.1
Ammunition components	0301	06/85	146.1	146.5	146.9	4.0	.3
All other small arms ammunition products	0308	06/02	99.6	99.6	99.7	-.8	.1
Tobacco products, incl. stemmed & redrie	152		433.0	434.9	435.2	.3	.1
Cigarettes	1521		513.5	515.8	516.3	.3	.1
Filter tip, king size	0102		479.0	483.2	484.2	.6	.2

See footnotes at end of table.

Table 6. Producer price indexes and percent changes for commodity groupings and individual items, not seasonally adjusted—Continued

(1982=100 unless otherwise indicated)

Commodity	Commodity code	Other index base	Index			Percent change to Dec. 2004 from:	
			Aug. 2004 ¹	Nov. 2004 ¹	Dec. 2004 ¹	Dec. 2003	Nov. 2004
Cigarettes—Continued	1521						
Filter tip, super king and long size	0103	12/82	395.3	395.3	395.3	0.0	0.0
Cigars	1522		300.1	307.2	308.9	3.5	.6
Other tobacco products	1523		393.5	394.6	391.5	-1.0	-.8
Loose leaf chewing tobacco	0102	12/82	341.7	341.7	326.4	-5.5	-4.5
All other chewing and smoking tobacco and snuff	0104	06/99	133.1	133.1	134.6	2.3	1.1
Snuff, dry and moist	0121		501.9	504.5	504.4	-.5	0
Stemmed and redried tobacco	1524	06/84	107.3	107.1	107.3	.8	.2
Stemmed tobacco	02	06/84	105.8	105.8	105.9	1.3	.1
Notions	153		132.5	134.2	133.1	2.8	-.8
Buttons, button blanks, and parts	1531		133.6	138.7	136.1	1.9	-1.9
Needles, pins, and fasteners	1532		132.9	133.6	132.9	3.1	-.5
Zippers and slide fasteners	0102	12/85	139.0	139.8	139.1	6.3	-.5
Needles, pins, non-slide fasteners & similar notions	0103	12/85	122.8	123.3	122.7	.7	-.5
Photographic equipment and supplies	154		102.2	102.6	102.6	-.8	0
Photographic equipment	1541		72.9	72.9	72.9	0	0
Photographic supplies	1542		114.1	114.8	114.8	-1.3	0
Mobile homes	155		188.2	195.4	196.0	13.4	.3
Mobile homes, residential, single wide	1552		190.1	198.3	198.8	13.1	.3
Mobile homes, residential, double wide	1553		194.4	201.0	201.2	13.3	.1
Mobile homes, nonresidential	1556	06/04	100.8	(²)	108.2	(²)	(²)
Medical, surgical & personal aid devices	156		158.5	158.3	159.6	2.4	.8
Personal aid equipment	1561		165.7	165.7	165.7	2.1	0
Medical instruments and equipment	1562	06/82	135.5	133.8	136.0	2.4	1.6
Surgical appliances and supplies	1563	06/83	183.8	185.6	185.9	2.8	.2
Ophthalmic goods	1564	12/83	120.9	120.8	121.0	.5	.2
Plastic ophthalmic focus lenses	0103	12/83	103.3	102.8	102.8	-.4	0
Contact lenses	0104	12/83	101.6	101.6	101.9	.4	.3
Other ophthalmic goods	0105	12/83	102.7	102.7	102.7	.8	0
Dental equipment and supplies	1565	06/85	184.4	186.3	186.8	2.5	.3
Dental supplies	0104	06/85	188.2	192.1	192.0	1.9	-.1
Dental laboratory equipment and supplies	0105	06/97	144.1	144.1	144.1	1.9	0
Dental professional equip., inc. dental chairs	0106	06/97	123.9	123.9	125.3	4.3	1.1
Industrial safety equipment	157		214.1	213.7	213.7	.3	0
Mining services	158	06/85	141.5	151.9	152.6	14.1	.5
Mining services	1581						
Metal mining services	01	12/85	118.4	118.4	123.8	5.3	4.6
Bituminous coal and lignite mining service	03	06/85	145.4	153.6	143.5	9.1	-6.6
Drilling oil and gas wells services	04	12/85	168.4	189.2	196.1	27.8	3.6
Oil and gas field exploration services	05	12/85	69.0	69.3	69.6	0	.4
Oil and gas field services, n.e.c.	06	12/85	143.9	150.7	148.5	6.9	-1.5
Nonmetallic minerals mining services	07	06/85	119.8	120.4	120.3	4.4	-.1
Other miscellaneous products	159		143.1	144.0	144.9	2.3	.6
Miscellaneous products, n.e.c.	159A	12/85	143.3	142.7	143.9	2.3	.8
Candles	01	12/85	140.5	(²)	140.9	1.7	(²)
Feathers, plumes & artificial trees/flower	03	12/85	140.4	(²)	140.4	2.2	(²)
Signs and advertising displays	04	12/85	143.8	143.7	143.7	.8	0
Electric signs	0401	12/85	142.3	142.4	142.8	1.1	.3
Non-electric signs	0402	12/85	151.9	151.1	150.6	1.6	-.3
Advertising specialties	0403	12/85	132.2	132.2	(²)	(²)	(²)
Other miscellaneous products, n.e.c.	09	12/85	147.1	145.3	148.8	5.4	2.4
Other miscellaneous products, n.e.c.	0901	12/85	137.2	138.8	139.3	3.4	.4
Waste materials, n.e.c.	0902	12/86	182.1	170.1	182.6	10.1	7.3

See footnotes at end of table.

Table 6. Producer price indexes and percent changes for commodity groupings and individual items, not seasonally adjusted—Continued

(1982=100 unless otherwise indicated)

Commodity	Commodity code	Other index base	Index			Percent change to Dec. 2004 from:	
			Aug. 2004 ¹	Nov. 2004 ¹	Dec. 2004 ¹	Dec. 2003	Nov. 2004
Prerecorded cd/tape/record producing	159C	12/03	97.0	98.5	98.3	-1.7	-0.2
Prerecorded cd/tape/record producing	01	12/03	97.0	98.5	98.3	-1.7	-2
Reproduction of audio disks and video media	0101	12/03	96.4	98.6	98.2	-1.8	-4
All other reproduction of audio recording media (inc	0106	12/03	98.3	98.3	98.3	-1.7	0
Caskets	1591		208.6	208.6	218.2	5.0	4.6
Hardwood, adult size	0103		228.5	228.5	240.6	5.9	5.3
Steel, excluding stainless, adult sizes	0104		205.9	205.9	218.5	6.2	6.1
Other metal caskets and coffins, adult sizes	0105	12/84	204.2	204.2	(²)	(²)	(²)
Other caskets and coffins & metal vaults	0108	12/84	171.0	171.0	176.3	4.9	3.1
Musical instruments	1593		180.7	180.6	180.6	1.4	0
Pianos	0114	06/85	206.3	206.3	206.3	1.8	0
Piano and organ parts	0116	06/85	182.7	(²)	(²)	(²)	(²)
Other musical instruments and parts	0117	06/85	177.1	177.0	177.0	1.1	0
Jewelry and jewelry products	1594		132.9	135.6	136.3	3.0	.5
Jewelry, platinum and karat gold	02		134.7	136.7	137.5	2.3	.6
Other precious metal jewelry	03		109.8	118.6	120.1	9.6	1.3
Costume jewelry and novelties	04		147.8	147.8	147.8	1.7	0
Jewelers' findings and materials	05		143.4	147.1	147.3	1.3	.1
Pens, pencils, and marking devices	1595		156.6	157.0	157.2	1.0	.1
Pens, mechanical pencils, and parts	02	12/85	156.2	157.1	157.6	.8	.3
Ball point pens, including roller pens	0201		155.0	156.6	157.5	1.5	.6
Markers, fine point and broad tipped	0208	06/93	122.2	122.2	122.2	0	0
Other pens and desk sets	0209	06/93	156.8	156.8	156.8	.2	0
Lead pencils and art goods	03	12/85	144.8	144.8	144.8	.6	0
Artists' equipment and supplies	0303	12/85	157.1	157.2	157.2	.8	0
Blackboards	0306	06/04	100.0	(²)	(²)	(²)	(²)
Marking devices	04	12/85	141.2	141.2	140.9	1.8	-2
Rubber and vinyl stamps	0401	12/85	144.2	144.1	144.1	2.6	0
Mechanical hand stamps	0402	12/85	156.6	156.6	155.1	-1.0	-1.0
Other marking devices	0405	12/85	124.0	(²)	(²)	(²)	(²)
Watches, clocks, watchcases, & parts	1596		130.0	130.3	130.4	4.9	.1
Brooms and brushes	1597		154.6	156.2	156.2	2.2	0
Brooms	0501	12/85	159.7	163.2	163.2	7.7	0
Paint and varnish brushes and rollers	0502	12/85	137.1	138.5	138.5	1.7	0
Other brushes, excl. paint and varnish brushes	0503	12/85	150.9	151.8	151.8	.5	0
Fire extinguishers	1599		163.6	169.0	169.0	4.0	0

¹ The indexes for August 2004 have been recalculated to incorporate late reports and corrections by respondents. All indexes are subject to revision 4 months after original publication.

² Not available.

³ Prices for all items in this grouping are lagged 1 month.

⁴ Prices for some items in this grouping are lagged 1 month. n.e.c. = Not elsewhere classified.

NOTE: Titles of some commodities are not shown in this table because they fail to meet our publication criteria.

Table 7. Producer price indexes by durability of product, not seasonally adjusted

(1982=100)

Grouping	2003		2004		
	Annual average	December	August ¹	November ¹	December ¹
Total durable goods.....	133.7	135.0	140.4	142.7	142.8
Total nondurable goods.....	141.0	142.4	153.2	157.3	155.1
Total manufactures.....	138.5	139.2	146.3	148.9	148.1
Durable.....	133.5	134.3	138.8	140.9	141.2
Nondurable.....	143.3	144.1	154.0	156.9	155.0
Total raw or slightly processed goods.....	134.1	137.8	151.7	158.1	155.1
Durable.....	149.5	170.2	216.2	223.3	218.2
Nondurable.....	133.4	136.3	148.6	155.0	152.1

¹ The indexes for August 2004 have been recalculated to incorporate late reports and corrections by respondents. All indexes are subject to revision 4 months after original publication.

Table 8. Producer price indexes for special commodity groupings, not seasonally adjusted¹

(1982=100 unless otherwise indicated)

Commodity grouping	2003		2004		
	Annual average	December	August ²	November ²	December ²
All commodities except farm products.....	139.8	140.6	149.8	153.4	152.0
All foods.....	143.1	148.7	150.3	152.6	152.7
Processed foods.....	145.3	149.3	153.7	153.3	154.5
Industrial commodities less fuels and related products and power.....	145.1	146.3	152.6	154.9	155.3
Selected textile mill products.....	122.2	122.3	124.0	125.8	125.2
Hosiery.....	148.0	148.0	146.7	147.6	147.6
Underwear and nightwear.....	129.7	129.4	129.8	130.4	130.4
Chemicals and allied products, including synthetic rubber and synthetic fibers and yarns.....	158.7	159.7	172.8	178.7	179.9
Pharmaceutical preparations.....	322.3	327.7	337.9	340.0	340.9
Lumber and plywood.....	172.4	183.5	215.7	189.6	192.4
Steel mill products, including fabricated wire products.....	111.7	114.2	158.3	165.0	165.9
Finished steel mill products, excluding fabricated wire products.....	109.8	111.9	155.8	161.9	162.9
Finished steel mill products, including fabricated wire products.....	112.2	114.3	156.5	162.1	163.0
Special metals and metal products.....	129.5	132.3	142.9	147.2	147.3
Fabricated metal products.....	137.2	137.6	149.0	150.9	151.4
Copper and copper products.....	131.3	148.8	184.7	194.6	204.6
Machinery and motive products.....	132.3	132.6	133.1	134.8	134.8
Machinery and equipment, except electrical.....	128.6	128.6	130.9	131.8	132.1
Agricultural machinery, including tractors.....	166.9	168.2	172.4	175.3	177.6
Metalworking machinery.....	157.1	158.0	160.4	160.9	162.1
Total tractors.....	153.9	154.9	158.4	158.4	158.3
Construction materials.....	147.1	149.7	165.9	165.4	166.2
Agricultural machinery and equipment, less parts.....	164.6	165.9	170.0	172.9	175.2
Farm and garden tractors, less parts.....	151.4	152.6	154.0	154.0	154.0
Agricultural machinery excluding tractors, less parts.....	169.6	170.7	175.6	179.7	182.7

¹ These indexes are calculated by combining the indexes listed below by commodity code after each special commodity grouping. The weights are those used for the comprehensive All Commodities Index.

² The indexes for August 2004 have been recalculated to incorporate late reports and corrections by respondents. All indexes are subject to revision 4 months after original publication.

NOTE: Table 8 commodity groupings include the following items:

All commodities except farm products: 02 through 15
 All foods: 011, 017, and 02 less 0261, 0262, and 029
 Processed foods: 02 less 0261, 0262, and 029
 Industrial commodities less fuels and related products and power: 03, 04, and 06 through 15
 Selected textile mill products: 0327, 03370104, 034, 03810804, 03810811, 03810821, 03810822, 03820135, 03820303, 03830324, 03830325, and 1231
 Hosiery: 03810821, 03810822, 03810823, 03810824, 03810825, 03810826
 Underwear and nightwear: 03810641, 03810642, 03810643, 03810645, 03810651, 03810761, 03810762, 03810763, 03810811, 03810812, 03810813
 Chemicals and allied products, including synthetic rubber and synthetic fibers: 031, 06 less 064, and 071102
 Pharmaceutical preparations: 0634 and 0638
 Lumber and plywood: 081 and 083
 Steel mill products, including fabricated wire products: 1017 and 1088
 Finished steel mill products, excluding fabricated wire products: 1017 less 101702
 Finished steel mill products, including fabricated wire products: 1017 and 1088 less 101702
 Special metals and metal products: 10, 111, and 141
 Fabricated metal products: 103 through 108

Copper and copper products: 10210201, 10220107, 10220131, 102301, 102403, 102502, 10260314, 10280301, and 10280302
 Machinery and motive products: 11 and 14
 Machinery and equipment except electrical: 111, 112, 113, 114, 115, 116, 118, and 119
 Agricultural machinery, including tractors: 1114 less 111409
 Metalworking machinery: 113A, 1132, 113304, 1137, and 1138
 Total tractors: 111403 and 112A less 112A03
 Agricultural machinery and equipment, less parts (old commodity code 111): 111 less 111409
 Farm and garden tractors, less parts (old commodity code 1111): 111403
 Agricultural machinery excluding tractors, less parts (old commodity code 1112): 1114 less 111403
 Construction materials: 062101, 0721, 081105, 081106, 081107, 081203, 081204, 082, 0831, 0832, 0833, 0834, 086, 092, 101502, 101703, 101704, 10250161, 104101, 105, 106, 1071, 10730131, 10730132, 10730133, 10730134, 10730135, 10730136, 107404, 10740501, 107409, 10830225, 10830301, 10830321, 10830323, 10830325, 10830329, 10830361, 1142, 1147, 11490205, 11710142, 11710143, 11710144, 11710145, 11710146, 11710264, 11710266, 11710267, 11710272, 11710274, 11710282, 11710291, 11710294, 11710296, 123101, 1232, 13110413, 131105, 13110718, 1321, 1322, 133, 134, 1361, 1362, 137, 1392, 1394, and 139501

Table 9. Producer price indexes for material and supply inputs to construction industries, not seasonally adjusted¹

(June 1986=100)

Grouping	Relative Importance June 2004	Unadjusted index ²			Percent change to Dec. 2004 from:	
		Aug. 2004	Nov. 2004	Dec. 2004	Dec. 2003	Nov. 2004
Inputs to construction industries.....	100.000	154.4	156.1	155.3	9.0	-0.5
New construction.....	85.120	154.6	156.2	155.6	9.0	-.4
Single-unit residential.....	34.279	155.6	155.7	156.1	7.0	.3
Multi-unit residential.....	3.750	153.3	154.9	154.7	8.8	-.1
Non-residential buildings.....	28.790	150.8	152.7	152.0	9.3	-.5
Highway and street construction.....	7.141	150.5	155.2	151.7	10.6	-2.3
Other heavy construction.....	11.137	157.9	161.0	159.3	13.0	-1.1
Maintenance and repair construction.....	14.880	154.0	156.1	154.7	9.4	-.9
Residential.....	2.906	152.0	153.6	152.5	8.0	-.7
Non-residential.....	11.974	154.5	156.7	155.2	9.7	-1.0

¹ Indexes in this table are derived from the primary product indexes in table 5 that are weighted using 1997 input/output relationships. These indexes only include inputs to construction which are produced by the mining and manufacturing sectors of the economy excluding capital equipment. Since they do not include labor or capital costs, these indexes should not be regarded as

comprehensive measures of construction costs. See note on page 190 of the July 1986 issue of *Producer Price Indexes*.

² The indexes for August 2004 have been recalculated to incorporate late reports and corrections by respondents. All data are subject to revision 4 months after original publication.

Technical Note

The Producer Price Index (PPI) of the Bureau of Labor Statistics (BLS) is a family of indexes that measure the average change over time in the prices received by domestic producers of goods and services. PPIs measure price change from the perspective of the seller. This contrasts with other measures, such as the Consumer Price Index (CPI). CPIs measure price change from the purchaser's perspective. Sellers' and purchasers' prices can differ due to government subsidies, sales and excise taxes, and distribution costs.

More than 8,000 PPIs for individual products and groups of products are released each month. PPIs are available for the products of virtually every industry in the mining and manufacturing sectors of the U.S. economy. New PPIs are gradually being introduced for the products of industries in the trade, finance, and services sectors of the economy.

More than 100,000 price quotations per month are organized into three sets of PPIs: (1) Stage-of-processing indexes; (2) commodity indexes; and (3) indexes for the net output of industries and their products. The stage-of-processing structure organizes products by class of buyer and degree of fabrication. The commodity structure organizes products by similarity of end use or material composition. The entire output of various industries is sampled to derive price indexes for the net output of industries and their products.





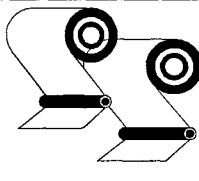




Stage-of-Processing Indexes

Within the stage-of-processing system, finished goods are commodities that will not undergo further processing and are ready for sale to the final-demand user, either an individual consumer or business firm. Consumer foods include unprocessed foods such as eggs and fresh vegetables, as well as processed foods such as bakery products and meats. Other finished consumer goods include durable goods such as automobiles, household furniture, and appliances, as well as nondurable goods such as apparel and home heating oil. Capital equipment includes producer durable goods such as heavy motor trucks, tractors, and machine tools.

The stage-of-processing category for intermediate materials, supplies, and components consists partly of commodities that have been processed but require further processing. Examples of such semifinished goods include flour, cotton yarn, steel mill products, and lumber. The intermediate goods category also encompasses nondurable, physically complete items purchased by business firms as inputs for their operations. Examples include diesel fuel, belts and belting, paper boxes, and fertilizers.

Crude materials for further processing are products entering the market for the first time that have not been manufactured or fabricated and that are not sold directly to consumers. Crude foodstuffs and feedstuffs include items such as grains and livestock. Examples of crude nonfood materials include raw cotton, crude petroleum, coal, hides and skins, and iron and steel scrap.

The illustration shows examples of how products are classified by stage of processing.

Crude goods	Intermediate goods	Finished goods
		
		
		

Commodity Indexes

The commodity classification structure of the PPI organizes products by similarity of end use or material composition, disregarding industry of origin. Fifteen major commodity groupings (2-digit commodity codes) make up the All Commodities Index. Each major commodity grouping includes (in descending order of aggregation) subgroups (3-digit), product classes (4-digit), subproduct classes (6-digit), and individual items (8-digit). Nearly all 8-digit commodities under the traditional commodity coding system are now derived from corresponding industry-classified product indexes. In such instances, movements in the traditional commodity price indexes and corresponding percent changes will be virtually identical to their industry-based counterparts, even if their index levels differ.

Industry Net-Output Price Indexes

PPIs for the net output of industries and their products are grouped according to the North American Industry Classification System (NAICS). Prior to the release of January 2004, industry-based PPIs were published according to the Standard Industrial Classification (SIC) system. Industry price indexes are compatible with other economic time series organized by industry, such as data on employment, wages, and productivity. Table 5 of the *PPI Detailed Report* includes data for NAICS industries and industry groups (3-, 4-, 5-, and 6-digit codes); Census product classes (7- and 8-digits), products (9-digits), and more detailed subproducts (11-digits); and, for some industries, indexes for other sources of revenue.

Indexes may represent one of three kinds of product indexes. Every industry has primary product indexes to show changes in prices received by establishments classified in the industry for products made primarily, but not necessarily exclusively, by that industry. The industry classification of an establishment is determined by which products comprise a plurality of its total shipment value. In addition, most industries have secondary product indexes that show changes in prices received by establishments classified in the industry for products chiefly made in some other industry. Finally, some industries have miscellaneous receipts indexes to show price changes in other sources of revenue received by establishments within the industry that are not derived from sales of their products, for example, resales of purchased materials, or revenues from parking lots owned by a manufacturing plant.

Data Collection

PPIs are based on selling prices reported by establishments of all sizes selected by probability sampling, with the probability of selection proportionate to size. Individual items and transaction terms from these firms are also chosen by probability proportionate to size. BLS strongly encourages cooperating companies to supply actual transaction prices at the time of shipment to minimize the use of list prices. Prices submitted by survey respondents are effective on the Tuesday of the week containing the 13th day of the month. This survey is conducted primarily through the mail.

Price data are provided on a voluntary and confidential basis; only sworn BLS employees are allowed access to individual company price reports. BLS publishes price indexes instead of unit dollar prices. All PPIs are subject to revision 4 months after original publication to reflect the availability of late reports and corrections by respondents.

BLS periodically updates the PPI sample of survey respondents to better reflect current conditions when the structure, membership, technology, or product mix of an industry shifts significantly and to spread reporting burden among smaller firms. Results of these resampling efforts are incorporated into the PPI with the release of data for January and July.

As part of an ongoing effort to expand coverage to sectors of the economy other than mining and manufacturing, an

increasing number of service sector industries have been introduced into the PPI. The following list of recently introduced industries includes the month and year in which an article describing the industry's content appeared in the *PPI Detailed Report*.

<i>Title</i>	<i>Code</i>	<i>PPI Detailed Report Issue</i>
<i>SIC</i>		
Wireless telecommunications	4812	July 1999
Telephone communications, except radio telephone	4813	July 1995
Television broadcasting	4833	July 2002
Grocery stores	5411	July 2000
Meat and fish (seafood) markets	5421	July 2000
Fruit and vegetable markets	5431	July 2000
Candy, nut, and confectionery stores	5441	July 2000
Retail bakeries	5461	July 2000
Miscellaneous food stores	5499	July 2000
New car dealers	5511	July 2000
Gasoline service stations	5541	January 2002
Boat dealers	5551	January 2002
Recreational vehicle dealers	5561	January 2002
Miscellaneous retail	59	January 2001
Security brokers, dealers, and investment bankers	6211	January 2001
Investment advice	6282	January 2003
Life insurance carriers	6311	January 1999
Property and casualty insurance	6331	July 1998
Insurance agencies and brokerages	6412	January 2003
Operators and lessors of nonresidential buildings	6512	January 1996
Real estate agents and managers	6531	January 1996
Prepackaged software	7372	January 1998
Data processing services	7374	January 2002
Home health care services	8082	January 1997
Legal services	8111	January 1997
Engineering design, analysis, and consulting services	8711	January 1997
Architectural design, analysis, and consulting services	8712	January 1997
Premiums for property and casualty insurance	9331	July 1998
<i>NAICS</i>		
Furniture and home furnishings stores	442	January 2004
Electronics and appliance stores	443	January 2004
Building material and garden equipment and supply dealers	444	January 2004
Clothing and accessories stores	448	January 2004
Sporting goods, hobby, book, and music stores	451	January 2004
General merchandise stores	452	January 2004
Miscellaneous store retailers	453	January 2004
Direct health and medical insurance carriers	524114	July 2004

Weights

Weights for most traditional commodity groupings of the PPI, as well as weights for commodity-based aggregate indexes calculated using traditional commodity groupings, such as stage-of-processing indexes, currently reflect 1997 values of shipments as reported in the *Census of Manufactures* and other sources. From January 1996 through December 2001, PPI weights were derived from 1992 shipment values. Industry indexes also are now calculated with 1997 net output weights. This periodic update of the value weights used to calculate the PPI is done to more accurately reflect changes in production and marketing patterns in the economy. Net output values of shipments are used as weights for industry indexes. Net output values refer to the value of shipments from establishments within the industry to buyers outside the industry. However, weights for commodity price indexes are based on gross shipment values, including shipment values between establishments within the same industry. As a result, broad commodity grouping indexes, such as the PPI for All Commodities, are affected by the multiple counting of price change at successive stages of processing, which can lead to exaggerated or misleading signals about inflation. Stage-of-processing indexes partially correct this defect, but industry indexes consistently correct for this at all levels of aggregation. Therefore, industry and stage-of-processing indexes are more appropriate than broad commodity groupings for economic analysis of general price trends.

Price Index Reference Base

Effective with publication of January 1988 data, many important PPI series (including stage-of-processing groupings and most commodity groups and individual items) were placed on a new reference base, 1982=100. From 1971 through 1987, the standard reference base for most PPI series was 1967=100. Except for rounding differences, the shift to the new reference base did not alter any previously published percent changes for affected PPI series. (See "Calculating Index Changes," below.) The 1982 reference base is not used for commodity indexes with a base later than December 1981 or for industry net output indexes and their products.

For further information on the underlying concepts and methodology of the Producer Price Index, see chapter 14, "Producer Prices," in *BLS Handbook of Methods* (April 1997), Bulletin 2490. This document can be downloaded from the BLS Web site at www.bls.gov/opub/hom/homch14_itc.htm. Reprints are available on request.

Calculating Index Changes

Each PPI measures price changes from a reference period which equals 100.0. An increase of 5.5 percent from the reference period in the Finished Goods Price Index, for example, is shown as 105.5. This change also can be expressed in dollars, as follows: Prices received by domestic producers of a sample

of finished goods have risen from \$100 in 1982 to \$105.50. Likewise, a current index of 90.0 would indicate that prices received by producers of finished goods are 10 percent lower than they were in 1982.

Movements of price indexes from one month to another are usually expressed as percent changes, rather than as changes in index points. Index point changes are affected by the level of the index in relation to its base period, whereas percent changes are not. The following example shows the computation of index point and percent changes.

Index point change

Finished Goods Price Index	107.5
Less previous index	104.0
Equals index point change	3.5

Index percent change

Index point change	3.5
Divided by the previous index	104.0
Equals	0.034
Result multiplied by 100	0.034 x 100
Equals percent change	3.4

Seasonally Adjusted and Unadjusted Data

Because price data are used for different purposes by different groups, BLS publishes seasonally adjusted and unadjusted changes each month. Seasonally adjusted data are preferred for analyzing general price trends in the economy, because these data eliminate the effect of changes that normally occur at about the same time, and in about the same magnitude, every year—such as price movements resulting from normal weather patterns, regular production and marketing cycles, model changeovers, seasonal discounts, and holidays. For these reasons, seasonally adjusted data more clearly reveal underlying cyclical trends. Unadjusted data are of primary interest to users who need information that can be related to actual dollar values of transactions. Individuals requiring this information include marketing specialists, purchasing agents, budget and cost analysts, contract specialists, and commodity traders. It is the unadjusted data that are generally cited when escalating long-term contracts such as purchasing agreements or real estate leases. (See *Escalation and Producer Price Indexes: A Guide for Contracting Parties*, BLS Report 807, September 1991, available on request from BLS.)

In 1998, the PPI implemented the X-12-ARIMA Seasonal Adjustment Method; prior to that year the PPI employed the X-11 method. Each year, the seasonal status of most commodity indexes is re-evaluated to reflect more recent price behavior. Industry net output indexes are not seasonally adjusted. For time series that exhibit seasonal pricing patterns, new seasonal factors are estimated and applied to the unadjusted data for the previous 5 years. These updated seasonally adjusted indexes replace the most recent 5 years of seasonal data.

Seasonal factors may be applied to series using either a direct or aggregative method. Generally, commodity indexes are seasonally adjusted using direct seasonal adjustment, that produces a more complete elimination of seasonal movements than the aggregative method. However, the direct seasonal adjustment process may not yield figures that possess additive consistency. Thus, a seasonally adjusted index for a broad category that is directly adjusted may not be logically consistent with all seasonally adjusted indexes for its components. Seasonal movements for stage-of-processing indexes are derived indirectly through an aggregative method that combines movements of a wide variety of subproduct class (6-digit) series.

Seasonally adjusted indexes can become problematic when previously stable and predictable price patterns abruptly change. If the new pattern persists, the seasonal adjustment method will eventually reflect it adequately; if these patterns keep shifting, however, seasonally adjusted data will become chronically troublesome. This problem occurs relatively infrequently for farm and food-related products but has more often affected manufactured products such as automobiles and steel.

Since January 1988, the PPI has used Intervention Analysis Seasonal Adjustment methods to enhance the calculation of seasonal factors. With this technique, outlier values that may distort the seasonal pattern are removed from the data prior to applying the standard seasonal factor estimation procedure. For example, a possible economic cause for large price movements for petroleum-based products might have been the Persian Gulf War. In this case, intervention techniques allowed for better estimates of seasonally adjusted data. On the whole, very few series have required intervention. Out of nearly 900 seasonally adjusted series, only 16 interventions were performed in 1997.

For more information relating to seasonal adjustment methods, see (1) "Appendix A: Seasonal Adjustment Methodology at BLS," in the *BLS Handbook of Methods* (April 1997), Bulletin 2490 and (2) "Summary of Changes to the PPI's Seasonal Adjustment Methodology" in the January 1995 issue of *Producer Price Indexes*.

Producer Price Index Data Via the Internet

In 1995, BLS began posting PPI series, news releases, and technical information to both a World Wide Web (WWW) site and a file transfer protocol (FTP) site. During the years following the introduction of PPI Internet services, usage of these sites has eclipsed more traditional methods of data dissemination, such as subscriptions to the *PPI Detailed Report*. (There were more than 1.6 million accesses of PPI series over the Internet during the 12 months ended December 31, 2003.)

PPI data can be obtained from the WWW address at www.bls.gov/ppi. Scrolling down the page to the "Get Detailed Statistics" header reveals the following five methods of data retrieval:

- **Most Requested Series** is a form-based application that allows the user to quickly obtain PPI time series data by selecting from two separate lists (commodity and industry) of the most commonly requested time series, including the All Commodities Index and the stage-of-processing indexes (for example, Finished Goods). Within each list, any one—or all—of the time series shown can be selected. A user can modify the date range and output options after executing the query, using the reformat button above the data output table.

- **Create Customized Tables** is a form-based query application designed for users unfamiliar with the PPI coding structure. It guides a user through the PPI classification system by listing index titles and does not require knowledge of commodity or industry codes. Data retrieved are based on a query formulated by selecting data characteristics from lists provided. Two options are available to create customized tables, depending on a user's browser capability. The one-screen option is a JavaScript application that uses a single screen to guide a user through the available time series data. The second option is a multiple screen, non-Java-based application. Both methods allow a user to browse the PPI coding structure and select multiple series codes. Using the one-screen option, users can modify the date range and output options after executing the query using the reformat button above the data output table.

- **Series Report** is a form-based application that uses formatted PPI time series identifiers (commodity or industry codes) as input in extracting data according to a specified set of date ranges and output options. This application provides the most efficient path for those users who are familiar with the format of PPI time series identifiers. Up to 300 indexes can be extracted at one time.

There are three basic formats for creating a unique PPI time series identifier. For commodity and stage-of-processing indexes, enter a "wpu" prefix (not seasonally adjusted) or a "wps" prefix (seasonally adjusted) in combination with a commodity-based code to create a series identifier.

Example:

Commodity code	Will provide data for:
wps063	Drugs and pharmaceuticals, seasonally adjusted
wpu063803	Pharmaceutical preparations, cardiovascular system
wpusop3000	Finished goods, not seasonally adjusted

For a current industry-based price index organized according to the North American Industry Classification System (NAICS), enter the prefix "pcu" followed by the industry-product code. The series identifier for products primary to an industry include 12 numeric digits, the 6-digit industry code is repeated, and up to seven additional digits of product detail. Dashes are used as placeholders for higher-level industry group codes.

<i>Industry-product code, Current NAICS series</i>	<i>Will provide data for:</i>
pcu325 --- 325 ---	Chemical manufacturing, not seasonally adjusted
pcu336110336110	Automobile and light duty motor vehicle manufacturing
pcu621111621111411	Offices of physicians, one and two physician practices and single specialty group practices, general/family practice

To identify a discontinued industry-product code based on the Standard Industrial Classification (SIC), enter a “pdu” prefix and “#” between the fourth and fifth characters of the product code. A series identifier for the discontinued dataset uses underscores as placeholders to complete a reference to an SIC industry group code of fewer than four digits. (All PPI industry-based indexes organized by SIC were discontinued with the introduction of the NAICS.) In all cases, no spaces are permitted.

<i>Industry-product code, Discontinued SIC series</i>	<i>Will provide data for:</i>
pdu28_ _#	Chemicals and allied products
pdu331_ #	Blast furnaces, steel works, and rolling and finishing mills
pdu3711#111	Passenger cars

• **Flat Files** and the FTP server are best suited for those users requiring access to either a large volume of time series data or other PPI-related documentation (such as, seasonal factor and relative importance tables). The FTP site can be accessed at <ftp://ftp.bls.gov> or directly from the links on the “Get Detailed Statistics” page or the PPI homepage. Data and documentation available for download include:

	<i>Directory:</i>
• NAICS Current Series	/pub/time.series/pc
• SIC Discontinued Series	/pub/time.series/pd
• Commodity Series	/pub/time.series/wp

- Special Requests </pub/special.requests/ppi>
- Latest News Release </pub/news.release/ppi>

The FTP site maintains files to help with searches and downloads. These files are centrally located in the </pub/doc> directory. Within this directory, go to the **overview.txt** file for an overview relating to all BLS data available through the FTP site. For commodity-based PPI data (that appear in tables 1, 2, 3, 6, 7, and 8 of the PPI monthly detailed report; tables 1, 2, 4, and 5 of the annual supplement; and tables 1, 2, 3, and 5 of the monthly news release), the program help file is **wp.txt**. For *current* industry-based PPI data based on the NAICS (that appear in tables 4, 5, and 9 of the monthly PPI report; tables 3, 6, 7, and 8 of the annual supplement; and table 4 of the monthly news release), the file is **pc.txt**. For industry-based SIC time series that have been *discontinued*, go to **pd.txt**. (These and other help files are also maintained within each of the five directories listed above.)

Other Sources of PPI Data

PPI data also can be accessed via the BLS homepage (www.bls.gov). After clicking the “Get Detailed Statistics” link at the top of the homepage, a chart appears listing all available BLS programs. The following four methods are available for PPI data: Most requested statistics, create customized tables (one screen or multiple screens), and flat files. Additional sources of BLS data also are accessible from this page, including: Economic news releases, series report, and economy at a glance.

Additional Information

The PPI homepage (www.bls.gov/ppi) contains additional information regarding PPI data and methodology. The top section of the homepage provides PPI news releases, both current and archived, as well as general PPI information. The “Tables Created by BLS” section found beneath the statistics section provides relative importance and seasonal factor tables. The remaining sections offer special notices and publications pertaining to PPI methodology and applications.

For questions or comments regarding PPI data classification, methodology, or data availability on the Internet, call or e-mail the Section of Index Analysis and Public Information directly at (202) 691-7705 or ppi-info@bls.gov. Data also can be obtained by calling the national fax-on-demand service at (202) 691-6325. This service enables customers to request faxes of BLS data 24 hours a day, 7 days a week.